


# HURRICANE BASKETBALL



THIS IS THE UNIVERSITY OF MIAMI



## UNIVERSITY OF MIAMI SPORTS INFORMATION OFFICE

P.O. Box 248167  
Coral Gables, Florida 33124-0814  
(305) 284-3244 (Office)


No. 1 Hurricane Drive  
Coral Gables, Florida 33146  
(305) 284-2807 (FAX)

Larry Wahl - Associate Athletic Director for Communications ..... Home (305) 376-6812  
Linda Venzon - Sports Information Director ..... Home (305) 270-1102  
John Hahn - Assistant Sports Information Director - Basketball ..... Home (305) 271-2258  
Ken Lee - Assistant Sports Information Director ..... Home (305) 821-4699  
Tom Piero - Assistant Sports Information Director ..... Home (305) 665-9270  
Kim Stone - Assistant Sports Information Director ..... Home (305) 674-8982  
Esther Livenstein - Senior Staff Assistant  
Carol Recicar - Administrative Assistant

**PHOTO CREDITS** - Rhona Wise; Bob Rosato; Rich Cordes; Mike Jula; Raul Zarranz; Micki and Richard Lewis; Martin J. Kaplan; Ed Cometz; Dave Bergman; UM Office of Public Affairs.  
**CREDITS** - Artwork and design by Concept and Design Studio, Inc.; cover by Reiser, Reiser and Gaudino; printing by Swanson Printing, Inc.

## HEAD COACH LEONARD HAMILTON

Year at Miami: First  
Year as Collegiate Head Coach: Fifth  
Overall Collegiate Record: 56-63 (.471)  
Hometown: Gastonia, North Carolina  
Birthdate: August 4, 1948  
College: Tennessee-Martin (1971)



## QUICK FACTS ON THE HURRICANES

**Location:** Coral Gables, Florida; **Founded:** 1926; **Enrollment:** 13,500; **Nickname:** Hurricanes;  
**Mascot:** The Ibis and The Miami Maniac; **Colors:** Orange, Green and White; **Home Arena:** Miami  
Arena (Capacity 15,862); **President:** Edward T. Foote, II; **Athletic Director:** Sam Jankovich; **1989-90 Record:** 13-15 (.464); **Starters Returning:** 4; **Lettermen Returning/Lost:** 11/1; **Sports Information Director:** Linda Venzon; **Assistant SID - Basketball:** John Hahn; **SID Phone:** (305) 284-3244.



## INDEX

### ATHLETIC DEPARTMENT

Academic Assistance .....	20
Athletic Director Sam Jankovich .....	32
Department Directory .....	14
Facilities .....	25
Homes of the Hurricanes .....	193

### COACHING STAFF

Fernandez, Jorge -- Assistant Coach .....	40
Fitzpatrick, Thad -- Assistant Coach .....	37
Hamilton, Leonard -- Head Coach .....	34
Hamilton Quick Facts .....	1
Howard, Scott -- Assistant Coach .....	38
Tuell, Gary -- Assistant Coach .....	39

### HURRICANE HISTORY

All-Americans .....	163
Attendance Records .....	194
History of Miami Basketball .....	147
Leading Scorer .....	162
Lettermen .....	164
Records .....	158
Series Records vs. All Opponents .....	179
Series Results vs. All Opponents .....	168
Year-By-Year Records .....	166
Year-By-Year Results .....	174

### MEDIA INFORMATION

Credentials .....	8
Interview Policy .....	8
Hotels, Airlines, Taxis, Car Rentals .....	11
Opponent SID Contacts .....	9
Sports Information Office .....	8
Telephones .....	8
Travel Itineraries .....	10

### MISCELLANEOUS

Big East .....	122
Eastern Airlines Palm Beach Classic .....	84
Miami Basketball Camp .....	192
NCAA Championships .....	181
NCAA Tournament Results -- 1990 .....	182
NIT Results -- 1990 .....	183
Nicknames, Mascots, etc. ....	22
Planning Calendar .....	197
Wire Service Rankings .....	184

### NEWSPAPERS, TELEVISION, RADIO

Coach's Shows .....	12
Hurricanes on the Air .....	12
Media Coverage .....	13

### OPPONENTS -- 1990-91

Schedule .....	3
Sports Information Contacts .....	9
Team Information .....	69

### STATISTICS -- 1989-90

Box Scores .....	137
Game-By-Game Points/Rebounds .....	127
Game-By-Game -- Individual .....	130
Game-By-Game -- Team .....	126
Results .....	124
Superlatives .....	128
Team Statistics .....	125

### SUPPORT PERSONNEL

Cheerleaders .....	68
Grimaldi, Frank -- Athletic Trainer .....	42
Managers .....	42
Medical Staff .....	44
Roll, Brad -- Strength and Conditioning .....	43
Sports Information .....	1
Sunsations .....	68
Uribe, John -- Team Physician .....	43

### TEAM INFORMATION -- 1990-91

Alphabetical Roster .....	4
Numerical Roster .....	4
Outlook .....	6
Personnel Breakdown .....	5
Player Profiles .....	45
Schedule .....	3
Travel Itineraries .....	10
TV/Radio Roster .....	204

### UNIVERSITY INFORMATION


University Map .....	190
President -- Edward T. Foote, II .....	31
Quick Facts .....	1
University Overview .....	17

## 1990-91 SCHEDULE

DATE(S)	DAY(S)	OPPONENT	SITE	TIME (EST)
Nov. 5	Mon.	BRAZIL NATIONAL TEAM	MIAMI ARENA	7:30 p.m.
Nov. 15	Thur.	FLORIDA STARS (AAU)	KNIGHT SPORTS COMP.	7:30 p.m.
Nov. 23	Fri.	# GEORGE MASON	MIAMI ARENA	7:30 p.m.
Nov. 27	Tues.	Penn State	University Park, PA	7:30 p.m.
Dec. 1	Sat.	Southern California	Los Angeles, CA	5:00 p.m.
Dec. 5	Wed.	# South Florida	Tampa, FL	7:00 p.m.
Dec. 14	Fri.	# GEORGIA	MIAMI ARENA	7:30 p.m.
Dec. 17	Mon.	# DARTMOUTH	MIAMI ARENA	7:30 p.m.
Dec. 19	Wed.	Southern Methodist	Dallas, TX	8:30 p.m.
Dec. 27	Thur.	# EASTERN AIRLINES	West Palm Beach, FL	6:00 & 8:00 p.m.
Dec. 28	Fri.	* PALM BEACH CLASSIC		6:00 & 8:00 p.m.
		Ohio State vs. Mississippi State		
		Miami vs. Miami (Ohio)		
Dec. 30	Sun.	# Florida	Gainesville, FL	7:30 p.m.
Jan. 3	Thur.	# St. Joseph's	Philadelphia, PA	7:00 p.m.
Jan. 5	Sat.	# West Virginia	Morgantown, WV	7:00 p.m.
Jan. 9	Wed.	LEHIGH	MIAMI ARENA	7:30 p.m.
Jan. 12	Sat.	# NOTRE DAME	MIAMI ARENA	7:30 p.m.
Jan. 14	Mon.	LAFAYETTE	MIAMI ARENA	7:30 p.m.
Jan. 16	Wed.	# Kansas	Lawrence, KS	9:00 p.m.
Jan. 21	Mon.	Memphis State	Memphis, TN	8:30 p.m.
Jan. 25	Fri.	# PENN STATE	MIAMI ARENA	7:30 p.m.
Jan. 28	Mon.	# Wake Forest	Winston-Salem, NC	7:30 p.m.
Jan. 31	Thur.	NORTHEASTERN	MIAMI ARENA	7:30 p.m.
Feb. 2	Sat.	DAVIDSON	MIAMI ARENA	7:30 p.m.
Feb. 6	Wed.	# ST. JOSEPH'S	MIAMI ARENA	7:30 p.m.
Feb. 9	Sat.	VIRGINIA COMMONWEALTH	MIAMI ARENA	7:30 p.m.
Feb. 11	Mon.	# MEMPHIS STATE	MIAMI ARENA	7:30 p.m.
Feb. 23	Sat.	# DePAUL	MIAMI ARENA	7:30 p.m.
Feb. 25	Mon.	# SOUTH FLORIDA	MIAMI ARENA	7:30 p.m.
Mar. 4	Mon.	# FLORIDA INTERNATIONAL	MIAMI ARENA	7:30 p.m.
Mar. 6	Wed.	# DePaul	Chicago, IL	8:00 p.m.

### HOME GAMES IN CAPS

30 Total Dates (includes two exhibitions), 17 HOME, 11 Away, 2 Neutral Site  
 #SportsChannel Florida \*SportsChannel America



A high-pressure defense will be a Miami trademark in 1990-91.



### \*\*\* SPORTSCHANNEL TO CARRY HURRICANE BASKETBALL \*\*\*

SportsChannel Florida, the regional cable network serving the state of Florida, will cablecast a total of 19 Hurricane games. SportsChannel also will carry all four games (two of which will feature the 'Canes) of the Eastern Airlines Palm Beach Classic on Dec. 27 & 28. SportsChannel Florida's distribution reaches nearly 1,000,000 homes throughout Florida. Additionally, the consolation and championship contests of the Eastern Airlines Palm Beach Classic and Miami's will be cablecast by SportsChannel America which reaches 11 million homes nationwide. This will be the fourth consecutive season that SportsChannel has carried Hurricane Basketball.

## ROSTERS

### ALPHABETICAL ROSTER

NO	NAME	POS	HT	WT	CL	AGE	LTR	HOMETOWN/HIGH SCHOOL OR JC
21	Adams, Brandon	F	6-6	210	Jr.	20	2	Washington, DC/Flint Hill Prep
11	Burton, Trevor	G	6-3	190	So.	19	1	Miami, FL/South Miami
35	Caldwell, Justin	F	6-7	210	So.	20	1	Houston, TX/North Shore
25	Elliott, Doug	F	6-6	190	So.	19	1	Wade, NC/Cape Fear
3	Logan, Samarr	F	6-6	175	So.	19	1	East Orange, NJ/Essex Catholic Boys
13	Morton, Jake	G	6-2	200	Jr.	21	2	Bowie, MD/Gonzaga
4	Randon, Joseph	F	6-4	210	Jr.	20	2	Rosenberg, TX/Terry
33	Ross, Joe	C	6-11	235	Sr.	23	3	Ypsilanti, MI/Lincoln
44	Scott, Jerome	G	6-3	180	Jr.	21	2	Great Falls, VA/South Lakes
20	Shipe, Paul	F	6-5	205	Fr.	18	0	Kissimmee, FL/Osceola Senior
23	Ward, Hammie	F	6-8	200	So.	20	1	Houston, TX/Aldine
15	Wylie, Joe	C	6-9	210	Sr.	22	2	Washington, DC/Woodrow Wilson

Head Coach: Leonard Hamilton

Assistant Coaches: Thad Fitzpatrick, Scott Howard, Gary Tuell and Jorge Fernandez

### NUMERICAL ROSTER

NO	NAME	POS	HT	WT	CL	AGE	LTR	HOMETOWN/HIGH SCHOOL OR JC
3	Samarr Logan	F	6-6	175	So.	19	1	East Orange, NJ/Essex Catholic Boys
4	Joseph Randon	F	6-4	210	Jr.	20	2	Rosenberg, TX/Terry
11	Trevor Burton	G	6-3	190	So.	19	1	Miami, FL/South Miami
13	Jake Morton	G	6-2	200	Jr.	21	2	Bowie, MD/Gonzaga
15	Joe Wylie	C	6-9	210	Sr.	22	2	Washington, DC/Woodrow Wilson
20	Paul Shipe	F	6-5	205	Fr.	18	0	Kissimmee, FL/Osceola Senior
21	Brandon Adams	F	6-6	210	Jr.	20	2	Washington, DC/Flint Hill Prep
23	Hammie Ward	F	6-8	200	So.	20	1	Houston, TX/Aldine
25	Doug Elliott	F	6-6	190	So.	19	1	Wade, NC/Cape Fear
33	Joe Ross	C	6-11	235	Sr.	23	3	Ypsilanti, MI/Lincoln
35	Justin Caldwell	F	6-7	210	So.	20	1	Houston, TX/North Shore
44	Jerome Scott	G	6-3	180	Jr.	21	2	Great Falls, VA/South Lakes

## PLAYER PERSONNEL BREAKDOWN

NAME CLASS POS HT WT PTS REBS HOMETOWN

### STARTERS RETURNING (4)

Jerome Scott	Jr.	G	6-3	180	8.9	2.1	Great Falls, VA
Samarr Logan	So.	F	6-6	175	8.1	2.7	East Orange, NJ
Justin Caldwell	So.	F	6-7	210	3.3	3.0	Houston, TX
Joe Wylie	Sr.	C	6-9	210	18.4	9.5	Washington, DC

### STARTERS LOST (1)

Thomas Hocker	Sr.	G	6-2	175	7.0	2.6	Dallas, TX
---------------	-----	---	-----	-----	-----	-----	------------

### ADDITIONAL LETTERMEN RETURNING (7)

Brandon Adams	Jr.	F	6-6	210	3.4	1.9	Washington, DC
Trevor Burton	So.	G	6-3	190	4.5	1.5	Miami, FL
Doug Elliott	So.	F	6-6	190	4.7	2.9	Wade, NC
Jake Morton	Jr.	G	6-2	200	11.0	2.5	Bowie, MD
Joseph Randon	Jr.	F	6-4	210	5.3	3.3	Rosenberg, TX
Joe Ross	Sr.	C	6-11	235	1.9	1.6	Ypsilanti, MI
Hammie Ward	So.	C	6-8	200	2.2	1.4	Houston, TX

### ADDITIONAL LETTERMEN LOST (0)

### REDSHIRT FRESHMEN (1)

Paul Shipe	Fr.	F	6-5	205	18.0	11.0	Kissimmee, FL
------------	-----	---	-----	-----	------	------	---------------

(Played only one minute in '89-90. Redshirt due to ankle injuries).

### 1990-91 HURRICANES BY ELIGIBILITY (12)

#### SENIORS (2)

Joe Ross	C
Joe Wylie	C

#### JUNIORS (4)

Brandon Adams	F
Jake Morton	G
Joseph Randon	F
Jerome Scott	G

#### SOPHOMORES (5)

Trevor Burton	G
Justin Caldwell	F
Doug Elliott	F
Samarr Logan	F
Hammie Ward	F

#### FRESHMEN (1)

Paul Shipe	F
------------	---





## 1990-91 OUTLOOK

### Outlook? ..... **LOOK OUT!**

University of Miami Basketball has a fresh head of steam and it comes in the form of new Head Coach **Leonard Hamilton**.

The former mentor of Oklahoma State takes charge of a Hurricane team that returns 11 of 12 letterwinners who propelled Miami to a 13-15 record last season, including victories over NCAA Tournament participants South Florida and Dayton, and in-state rivals Florida and Florida State.

Hamilton has hit the ground running and promises to have the Hurricanes do the same this season in an up-tempo, high-pressure style that should provide 40 solid minutes of exciting college basketball action. The same action that during his last two seasons at Oklahoma State, produced the first back-to-back post-season appearances by an OSU squad since 1953-54 and shattered the school's all-time records for both home-game average attendance and total season attendance.

With a smile and personality that spreads enthusiasm and excitement like a blazing wildfire, Hamilton took no time in endearing himself to the fans and players of Miami Basketball. UM junior guard **Jake Morton** expressed the team's response to their new coach. "When Coach Hamilton started talking to us, my eyes lit up," says Morton. "He likes to play 40 minutes of intense, hard-nosed basketball. And that's everybody's dream."

Joining Hamilton are newly appointed full-time assistants **Thad Fitzpatrick** and **Scott Howard**, and two returners from last year's coaching corps in part-time coach **Gary Tuell** and graduate assistant **Jorge Fernandez**. Fitzpatrick has 11 years of full-time coaching under his belt at Wyoming and his alma mater, Auburn-Montgomery. Howard comes to Miami from the opposite coast as his last stop was Southern California following stints at Drake and Southern Illinois. Tuell may be the nation's most experienced part-timer with his first coaching stint coming in 1971 at Louisville, while Fernandez was a standout player at nearby Killian High School and Stetson University.

Leading the way on the court for the Hurricanes will be last year's leading scorer and rebounder **Joe Wylie**. The 6'9" senior center from Washington, DC is one of the most ex-

plosive, exciting and productive big men in the country, pouring in an average of 18.4 points while pulling down 9.5 rebounds per contest.

Backing up Wylie at the center position are a blend of youth and age in sophomore **Hammie Ward** and senior **Joe Ross**. A tremendous athletic prospect, Ward is just beginning to scratch the surface of his basketball skills while Ross is the Hurricanes only fifth-year player who should provide some much needed stability in the paint.


At strong forward is the strongest player on the UM squad, 6'7" sophomore **Justin Caldwell**. The Houston, Texas native started 16 contests as a rookie and was backed up by the talented duo of 6'4" **Joseph Randon** and 6'6" **Brandon Adams** who return for their junior campaigns.

The small forward position boasts a very bright present and future for the 'Canes with a pair of highly talented sophomores who comprise a deadly three-point arsenal. **Samarr Logan** and **Doug Elliott** (both a 6'6") started a combined 26 contests last season and hit for 64 three-point baskets. Additionally, Miami returns redshirt freshman **Paul Shipe**, a 6'5" native of Kissimmee, Florida who was sidelined from his forward position due to injuries after just one appearance in 89-90.

Miami has plenty of athletic talent at the guard positions with a pair of juniors and a sophomore who give the UM plenty of "1" and "2" punch. **Jake Morton** and **Jerome Scott** are considered two of the top defending guards in the country and both can be deemed starters as Morton was on the floor for the opening tip in 20 contests as a freshman and 22 games last year, while Scott exploded for a 15 points per game average after earning a starting slot in Miami's final 13 games of 89-90.

Rounding out the UM lineup is sophomore guard **Trevor Burton** from Miami. At just 6'2", Burton is the second-strongest current Hurricane and is extremely difficult to handle one-on-one. Burton appeared in 27 contests last year following a stellar career at South Miami High where he led the basketball talent-rich Dade County in scoring for three consecutive years.

## MEDIA INFORMATION



## MEDIA INFORMATION

- INTERVIEW POLICY:** All interviews with UM players and coaches should be scheduled through the Sports Information Office. The best time to reach Coach Hamilton is between 11:00 a.m. and 12:00 noon on weekdays. Players are available for interviews prior to the start of practice. Please call the SID office to establish a specific time for a pre-practice interview appointment. Post-practice interviews will be available on a limited basis. **THERE WILL BE NO PLAYER INTERVIEWS ON GAME DAYS.** To arrange these sessions, call the SID office at (305) 284-3244.
- PRACTICE ATTENDANCE:** The majority of UM basketball workouts will be closed, however selected workouts and scrimmages will be open to the media. For pre-practice interviews and scrimmage attendance, all media guests are required to check in with the UM Sports Information Office. **THE UM LOCKER ROOM, WEIGHT ROOM AND TRAINING ROOM ARE OFF LIMITS TO THE MEDIA THROUGHOUT THE SEASON.**
- PRESS CREDENTIALS:** Credentials for UM home games are to be used by the working media only. All media should make their requests in writing on letterhead stationery two weeks in advance. Requests from media covering UM opponents will be confirmed with the visiting schools' SID. Requests for credentials should be directed to Carol Recicar at the UM Sports Information Office: P.O. Box 248167, University of Miami, Coral Gables, FL 33124-0814.
- TELEPHONES:** It is recommended that media with deadline concerns order phones by calling Southern Bell at (305) 780-2830 (when calling from Miami) or 1-800-344-7289 (when calling from north of Miami and outside Florida). The street address of the Miami Arena is: 721 N.W. 1st Avenue, Miami, FL 33136. For telephone service during the Eastern Airlines Palm Beach Classic, call Southern Bell at 305/492-2950. The street address of the West Palm Beach Auditorium is: 1610 Palm Lakes Boulevard, West Palm Beach, FL 33401. Give John Hahn as the University of Miami contact for seat assignments.
- STATISTICS/ SERVICES:** Complete game statistics, play-by-play and post game quotes will be available at all UM home games. Running play-by-play sheets and stats will be distributed throughout the games.
- POST GAME INTERVIEWS:** Miami players and Head Coach Leonard Hamilton will retire to the locker-room immediately following each game for a brief meeting. Following the meeting, Coach Hamilton will be interviewed by WIOD Radio while two to three UM players are made available in the media interview room. Following the WIOD interview, Coach Hamilton will go to the interview room to address the media. Members of the media requiring specific players are instructed to inform a UM SID representative of their request. **THE UM LOCKER ROOM WILL NOT BE OPEN FOR POST GAME INTERVIEWS.**
- PHOTOGRAPHERS:** Court-side photographers must check in with a UM SID representative prior to the beginning of each home contest. NCAA rules limit the shooting access areas to **BEHIND THE BASELINES ONLY. NO PHOTOGRAPHERS WILL BE PERMITTED TO SHOOT ALONG THE SIDELINE OR BENCH AREAS.** Photo requests should be made at least two weeks in advance and should be directed to Carol Recicar in the UM SID office.
- TICKET INFORMATION:** Contact the UM ticket office at (305) 284-2655 to order game tickets or call the SID office at least one week prior to the game.
- VIDEOTAPE HIGHLIGHTS:** Requests for videotape highlights of the Hurricanes for publicity purposes must be made through AdCraft Associates (305) 284-2941.
- SPORTS INFORMATION:** The offices are located in the Hecht Athletic Center at No. 1 Hurricane Drive on the Coral Gables Campus, near Mark Light Stadium. The Knight Sports Complex, headquarters for UM basketball practice, is located next to the Hecht Center. A media workroom complete with telephone hook-ups, is available in the UM SID office.

## OPPONENT SPORTS INFORMATION CONTACTS

- Dartmouth College**  
Kathy Slatery, SID  
Hinman Box 6083  
Hanover, NH 03755  
(603) 646-2468 office  
(603) 448-2103 home
- Davidson College**  
Emil Parker, SID  
P.O. Box 1750  
Davidson, NC 28036  
(704) 892-2374 office  
(704) 892-0607 home
- DePaul University**  
Tim Stephens, SID  
1011 West Belden Avenue  
Chicago, IL 60614  
(312) 362-8648 office  
(312) 215-0472 home
- University of Florida**  
Joel Glass, Assistant SID  
Room 303, Florida Field  
Gainesville, FL 32604  
(904) 375-4683 ex 6102 office  
(904) 331-2631 home
- Florida International Univ.**  
Stuart Davidson, SID  
University Park  
Miami, FL 33199  
(305) 554-2084 office  
(305) 362-3568 home
- George Mason University**  
Carl L. Sell, Jr., SID  
105 Field House  
4400 University Drive  
Fairfax, VA 22030  
(703) 323-2321 office  
(703) 765-8708 home
- University of Georgia**  
Norm Reilly, Asst. SID  
UGA Athletic Association  
P.O. Box 1472  
Athens, GA 30613  
(404) 542-1621 office  
(404) 546-6811 home
- Kansas University**  
Dean Buchan, Assistant SID  
202 Allen Field House  
Lawrence, KS 66044  
(913) 864-3417 office  
(913) 841-7046 home
- Lafayette College**  
Steve Pulver, SID  
2 Markle Hall  
Easton, PA 18042  
(215) 250-5122 office  
(215) 559-9537 home
- Lehigh University**  
Glenn Hofman, SID  
436 Brodhead Avenue  
Bethlehem, PA 18015  
(215) 758-3174 office  
(215) 974-8409 home
- Memphis State University**  
Mark McClellan  
205 Athletic Office Bldg.  
Memphis, TN 38152  
(901) 678-2337 office  
(901) 377-8608 home
- Miami University**  
Dave Young, SID  
210 Millett Hall  
Oxford, OH 45056  
(513) 529-4327 office  
(513) 523-8709 home
- Mississippi State University**  
David Rosinski  
P.O. Drawer 5308  
Mississippi State, MS 39762  
(601) 325-2703 office  
(601) 324-4947 home
- Northeastern University**  
John Tapper  
360 Huntington Avenue  
Boston, MA 02115  
(617) 437-2691 office  
(617) 262-1211 home
- University of Notre Dame**  
Jim Daves, Assistant SID  
J.A.C.C.  
Notre Dame, IN 46556  
(219) 239-7516 office  
(219) 233-8515 home
- Ohio State University**  
Steve Snapp, SID  
124 St. John Arena  
410 Woody Hayes Drive  
Columbus, OH 43210  
(614) 292-6861 office  
(614) 261-1045 home
- Pennsylvania State Univ.**  
Jeff Brewer  
234 Recreation Building  
University Park, PA 16802  
(814) 865-1757 office  
(814) 231-2009 home
- St. Joseph's University**  
Ken Krsolovic, SID  
5600 City Avenue  
Philadelphia, PA 19131  
(215) 660-1704 office  
(215) 853-2195 home
- University of South Florida**  
John Gerdes, SID  
PED 201  
Tampa, FL 33620  
(813) 974-2125 office  
(813) 971-4967 home
- Univ. of Southern California**  
Gary Pine  
HER-103  
University Park  
Los Angeles, CA 90089-0601  
(213) 743-2224 office  
(213) 748-2779 home
- Southern Methodist Univ.**  
David Spangler  
6024 Airline Road  
SMU Box 216  
Dallas, TX 75275  
(214) 692-2883 office  
(214) 363-5562 home
- Virginia Commonwealth Univ.**  
Mike Ballweg, SID  
VCU Box 2003  
Richmond, VA 23284-2003  
(804) 367-8818 office  
(804) 270-3335 home
- Wake Forest University**  
John Justus, SID  
P.O. Box 7426  
Winston-Salem, NC 27109  
(919) 759-5640 office  
(919) 727-1094 home
- West Virginia University**  
Shelly Poe, SID  
P.O. Box 877  
Morgantown, WV 26507  
(304) 293-2821 office  
(304) 599-7259 home



## TRAVEL ITINERARY

### TRIP ONE

#### MIAMI vs. PENN STATE

Game Date: Nov. 27, 1990  
U.S. Air Flight #2202 leaves Miami on 11/26/90 at 11:30 a.m. arrives Philadelphia at 2:14 p.m. and connects with U.S. Air Flight #3489 at 3:26 p.m. ETA in State College, PA at 4:30 p.m.  
Days Inn Penn State (814) 238-8454  
U.S. Air Flight #3460 leaves State College, PA on 11/28/90 at 7:25 a.m. arrives Washington International at 8:25 a.m. and connects with U.S. Air Flight #1463 at 9:00 a.m. ETA in Miami at 11:35 a.m.

### TRIP TWO

#### MIAMI vs. SOUTHERN CALIFORNIA

Game Date: Dec. 1, 1990  
Eastern Flight #65 leaves Miami on 11/29/90 at 6:55 p.m. ETA in Los Angeles at 9:20 p.m.  
Marina Del Rey Marriott (213) 822-8555  
Eastern Flight #68 leaves Los Angeles on 12/1/90 at 10:30 p.m. ETA in Miami at 6:30 a.m.

### TRIP THREE

#### MIAMI vs. SOUTH FLORIDA

Game Date: Dec. 5, 1990  
U.S. Air Flight #1076 leaves Miami on 12/5/90 at 10:55 a.m. ETA in Tampa at 11:48 a.m.  
Tampa Hilton (813) 877-6688  
U.S. Air Flight #1416 leaves Tampa on 12/6/90 at 7:00 a.m. ETA in Miami at 7:55 a.m.

### TRIP FOUR

#### MIAMI vs. SOUTHERN METHODIST

Game Date: Dec. 19, 1990  
Delta Flight #1843 leaves Miami on 12/18/90 at 9:15 a.m. ETA in Dallas at 11:00 a.m.  
Marriott Park Center (214) 233-4421  
Delta Flight #546 leaves Dallas on 12/20/90 at 9:39 a.m. ETA in Miami at 1:10 p.m.

### TRIP FIVE

#### MIAMI IN EASTERN AIRLINES PALM BEACH CLASSIC

Game Date: Dec. 27 & 28, 1990  
Charter Bus to West Palm Beach on 12/26/90.  
Palm Beach Gardens Radisson Suite (407) 622-1000  
Charter flight leaves West Palm Beach on 12/29/90 to Gainesville

#### MIAMI vs. FLORIDA

Game Date: Dec. 30, 1990  
Charter flight to Gainesville on 12/29/90.  
Gainesville Hilton (904) 377-4000  
U.S. Air Flight #1724 leaves Gainesville on 12/31/90 at 8:40 a.m. ETA in Miami at 9:44 a.m.

### TRIP SIX

#### MIAMI vs. ST. JOSEPH'S

Game Date: Jan. 3, 1991  
U.S. Air Flight #1481 leaves Miami on 1/2/91 at 12:35 p.m. arrives in Jacksonville at 1:47 p.m. and connects with U.S. Air Flight #185 at 3:10 p.m. ETA in Philadelphia at 5:10 p.m.  
Adams Mart (215) 581-5000  
U.S. Air Flight #1668 leaves Philadelphia on 1/4/91 at 9:35 a.m. ETA in Pittsburgh at 10:43 a.m. charter bus to Morgantown.

### MIAMI vs. WEST VIRGINIA

Game Date: Jan. 5, 1991  
Charter bus from Pittsburgh to Morgantown on 1/4/91.  
Lake View Resort (304) 594-1111  
Charter bus to Pittsburgh on 1/6/91...U.S. Air Flight #1665 leaves Pittsburgh at 2:30 p.m. ETA in Miami at 5:00 p.m.

### TRIP SEVEN

#### MIAMI vs. KANSAS

Game Date: Jan. 16, 1990  
Eastern Flight #95 leaves Miami on 1/15/91 at 1:10 p.m. and connects in Atlanta with Eastern Flight #224 at 4:10 p.m. ETA in Kansas City at 5:19 p.m.  
Holiday Inn Lawrence (913) 841-7077  
Kansas City Airport Marriott (816) 464-2200  
Eastern Flight #223 leaves Kansas City on 1/17/91 at 8:35 a.m. and connects in Atlanta with Eastern Flight #643 at 12:45 p.m. ETA in Miami at 2:32 p.m.

### TRIP EIGHT

#### MIAMI vs. MEMPHIS STATE

Game Date: Jan. 21, 1991  
Delta Flight #162 leaves Miami on 1/15/91 at 9:10 a.m. and connects in Atlanta with Delta Flight #946 at 12:07 p.m. ETA in Memphis at 12:20 p.m.  
Marriott (901) 362-6200  
Delta Flight #542 leaves Memphis on 1/17/91 at 8:40 a.m. and connects in Atlanta with Delta Flight #133 at 11:44 a.m. ETA in Miami at 1:25 p.m.

### TRIP NINE

#### MIAMI vs. WAKE FOREST

Game Date: Jan. 28, 1991  
U.S. Air Flight #1076 leaves Miami on 1/27/91 at 11:30 a.m. and stops in Tampa...ETA in Greensboro at 2:12 p.m.  
Hyatt (919) 725-1234  
U.S. Air Flight #1707 leaves Greensboro on 1/29/91 at 9:15 a.m. and stops in Tampa...ETA in Miami at 12:18 p.m.

### TRIP TEN

#### MIAMI vs. DePAUL

Game Date: March 6, 1991  
Eastern Flight #230 leaves Miami on 3/5/91 at 9:30 a.m. and connects in Atlanta with Eastern Flight #954 at 12:15 p.m. ETA in Chicago at 1:10 p.m.  
Hyatt O'Hare (708) 696-1294  
Eastern Flight #239 leaves Chicago on 3/7/91 at 8:45 a.m. and connects in Atlanta with Eastern Flight #643 at 12:45 p.m. ETA in Miami at 2:32 p.m.

## HOTELS, AIRLINES, CAR RENTALS AND TAXIS

Area Code (305)

### HOTELS

#### AIRPORT

Airport Hilton, 5101 Blue Lagoon Drive, Miami ..... 262-1000  
Airport Marriott, 1201 NW LeJeune Road, Miami ..... 649-5000  
Embassy Suites, 3974 NW South River Drive, Miami Springs ..... 634-5000  
Radisson Mart Plaza, 711 NW 72 Avenue, Miami ..... 261-3800  
Sheraton River House, 3900 NW 21 Street, Miami ..... 871-3800

#### CAMPUS (CORAL GABLES/COCONUT GROVE)

Doubletree Hotel, 2649 South Bayshore Drive, Coconut Grove ..... 858-2500  
Dadeland Marriott, 9090 South Dadeland Boulevard, Miami ..... 663-1035  
Grand Bay Hotel, 2669 South Bayshore Drive, Coconut Grove ..... 858-9600  
Holiday Inn - Coral Gables South, 1350 South Dixie Highway, Coral Gables ..... 667-5611  
Hyatt Coral Gables, 50 Alhambra Plaza, Coral Gables ..... 441-1234

#### DOWNTOWN

Biscayne Bay Marriott, 1633 North Bayshore Drive, Miami ..... 374-3900  
Hotel Intercontinental, 100 Chopin Plaza, Miami ..... 577-1000  
Hyatt Regency Downtown, 400 SE 2 Ave., Miami ..... 358-1234  
Omni International, 1601 Biscayne Boulevard, Miami ..... 374-0000  
Sheraton Brickell Point, 495 Brickell Avenue, Miami ..... 373-6000

#### KEY BISCAZYNE

Sheraton-Key Biscayne, 555 Ocean Drive, Key Biscayne ..... 361-5775  
Sonesta Beach Hotel, 350 Ocean Drive, Key Biscayne ..... 361-2021

#### MIAMI BEACH

Fontainebleau Hilton, 4441 Collins Avenue, Miami Beach ..... 538-2000  
Sheraton Bal Harbour, 9701 Collins Avenue, Miami Beach ..... 865-7511

#### OTHERS

Doral Hotel & Country Club, 4400 N W 87 Avenue, Miami ..... 592-2000  
Miami Lakes Inn, Miami Street, Miami Lakes ..... 821-1150

### AIRLINES

American Airlines ..... 358-6800  
Continental ..... 1-800-525-0280  
Delta ..... 448-7000  
Eastern ..... 873-3000  
Pan Am ..... 874-5000  
U.S. Air ..... 1-800-428-4322  
United Airlines ..... 377-3461

### AUTOMOBILE RENTALS

Alamo ..... 1-800-732-3232  
Avis ..... 1-800-331-1212  
Budget ..... 1-800-527-0700  
General ..... 1-800-327-7607  
Hertz ..... 1-800-654-3131  
InterAmerican ..... (outside Florida) 1-800-327-1278  
..... (in-state) (305) 871-3030  
National ..... 1-800-328-4567  
Thrifty ..... 1-800-367-2277


### TAXIS

Yellow Cab ..... 444-4444  
Metro Taxi ..... 888-8888  
Airport Limousine Service ..... 526-5764  
Diamond Cab ..... 545-7575  
Red Top Sedans ..... 526-5764  
Speedy Cab ..... 861-9999  
SuperShuttle ..... 871-2000  
Sunshine Cab Company ..... 445-3333






Sonny Hirsch  
WIOD Radio



Joe Zagacki  
WIOD Radio



Ned Smith  
WTVJ Channel 4

## HURRICANES ON THE AIR

**610 WIOD**  
NEWS • TALK RADIO

**DAILY: WIOD (610 AM)** -- WIOD Radio presents Hurricane reports in morning and afternoon drive time.

**GAME DAYS: WIOD (610 AM)** -- WIOD Radio will present broadcasts of all University of Miami basketball games, home and away, with exciting pregame and postgame shows. Play-by-play announcer Sonny Hirsch and color commentator Joe Zagacki will describe all the action for the Hurricane listening audience.

**WVUM (90.5 FM)** -- WVUM Radio, the University's campus radio station, will broadcast all Hurricane home contests and selected away games.



**SPORTSCHANNEL FLORIDA** -- SportsChannel Florida, the regional cable network serving the state of Florida, will cablecast a total of 19 Hurricane contests, including all four games of the 1990 Eastern Airlines Palm Beach Classic (two of which are Hurricane games). SportsChannel's distribution reaches over 1,000,000 homes throughout Florida. Additionally, the consolation and championship contests of the Eastern Airlines Palm Beach Classic and other selected UM games will be cablecast by SportsChannel America which reaches over 11 million homes nationwide and includes SC cable networks in New York, New England, Chicago, Philadelphia, Los Angeles, San Francisco and Ohio.

**THURSDAYS: HURRICANE HOTLINE** -- A one-hour call-in radio show featuring Head Coach Leonard Hamilton and his guests will be aired by WIOD Radio (610 AM). Hosted by Hurricane play-by-play man Sonny Hirsch along with analyst Joe Zagacki, the program will air from 7:05 p.m. to 8:00 p.m.

**CHANNEL 4 SPORTS**

**RYDER PRESENTS HURRICANE BASKETBALL WITH LEONARD HAMILTON** -- WTVJ-TV Channel 4 carries a half-hour weekly program every Saturday at 1:00 p.m. during the season, featuring Head Coach Leonard Hamilton and hosted by Channel 4 Sports Anchor Ned Smith. Highlights of the previous week's game, a preview of the upcoming game and features on UM players are the focus.

## HURRICANE MEDIA COVERAGE

### SOUTH FLORIDA NEWSPAPERS

Miami Herald (AM/Sunday)	
One Herald Plaza, Miami, FL 33101, FAX: (305) 376-3508, 3509	(305) 376-3500
Ft. Lauderdale News (PM) and Sun Sentinel (AM/Sunday)	
101 New River Drive East, Ft. Lauderdale, FL 33301, FAX: (305) 356-4656	(305) 356-4635
Palm Beach Post (AM/Sunday)	
2751 South Dixie Highway, West Palm Beach, FL 33405, FAX: (407) 837-4445	(407) 820-4440
Hollywood Sun (AM)	
2600 North 29th Street, Hollywood, FL 33022, FAX: (305) 929-8169	(305) 929-8124
South Dade News Leader (PM)	
15 N.W. First Road, P.O. Box 339, Homestead, FL 33030	(305) 245-2311
Stuart News (PM)	
P.O. Box 2870, Stuart, FL 33495	(407) 287-1550

### STATE NEWSPAPERS

Clearwater Sun (AM/Sunday)	
P.O. Box 2078, Clearwater, FL 33517	(813) 462-2192
Daytona Beach News Journal (AM/PM/Sunday)	
P.O. Box 431, Daytona Beach, FL 32015	(904) 252-1511
Ft. Myers News Press (AM/Sunday)	
P.O. Box 10 Ft. Myers, FL 33902	(813) 335-0363
Florida Times Union (AM/Sunday)	
One Riverside Plaza, Jacksonville, FL 32231, FAX: (904) 359-4478	(904) 359-4246
Orlando Sentinel (AM/Sunday)	
633 North Orange Avenue, Orlando, FL 32801, FAX: (407) 420-5661	(407) 420-5474
Sarasota Herald-Tribune (AM/Sunday)	
P.O. Box 1719, Sarasota, FL 33578	(813) 953-7755
St. Petersburg Times (AM/Sunday)	
P.O. Box 1211, St. Petersburg, FL 33731, FAX: (813) 893-8675	(813) 893-8123
Tampa Tribune (AM/Sunday)	
P.O. Box 191, Tampa, FL 33601, FAX: (813) 223-4316	(813) 272-7655

### LOCAL TELEVISION

WTVJ-Ch. 4 (NBC); 316 N. Miami Ave., Miami, FL 33128, FAX: (305) 789-4273	(305) 377-3171
WCIX-Ch. 6 (CBS); 8900 N.W. 18 Ter., Miami, FL 33172, FAX: (305) 477-3040	(305) 591-0666
WSVN-Ch. 7 (Ind); 1401 79th St. Causeway, Miami, FL 33144, FAX: (305) 757-2266	(305) 795-2770
WPLG-Ch. 10 (ABC); 3900 Biscayne Blvd, Miami, FL 33144, FAX: (305) 325-2480	(305) 325-2355
WBFS-Ch. 33 (Ind); 16550 N.W. 52 Ave., Miami, FL 33014	(305) 620-6147
WPTV-Ch. 5 (NBC); 622 N. Flagler Dr., West Palm Beach, FL 33401	(407) 655-5455
WPEC-Ch. 12 (CBS); Fairfield Drive, West Palm Beach, FL 33047	(407) 848-7211
WPBF-Ch. 25 (ABC); P.O. Box 31809, Palm Beach Gardens, FL, 33410	(407) 694-2525
WFLX-Ch. 29 (Ind); 4119 W. Blue Heron Blvd., West Palm Beach, FL 33404	(404) 962-1700
WTVX-Ch. 34 (Ind); P.O. Box 3434, Ft. Pierce, FL 33450	(407) 464-3434
SportsChannel Florida; 2295 Corporate Blvd., Boca Raton, FL 33431, FAX: (407) 997-2293	(407) 994-0250

### LOCAL RADIO

WIOD (610 AM); 1401 N. Bay Causeway, Miami, FL 33141, FAX: (305) 757-7516	(305) 759-4311
WNWS (790 AM); 20450 N.W. 2 Ave., Miami, FL 33169, FAX: (305) 652-5385	(305) 371-3126
WINZ (940 AM); 4330 N.W. 207 Dr., Miami, FL 33055, FAX: (305) 621-4954	(305) 624-6307
WQAM (560 AM); 9881 Sheridan St., Hollywood, FL 33024	(305) 621-4300

### WIRE SERVICES

Associated Press, Miami; 9100 N.W. 36 St., Miami, FL 33178, FAX: (305) 594-9265	(305) 594-5825
United Press International, Miami; 2100 Coral Way, Miami, FL 33145, FAX: (305) 285-4119	(305) 285-1500
USA Today; P.O. Box 7855, Washington, DC 20044, FAX: (800) 368-3454	(703) 276-3699

### SPANISH MEDIA

El Herald; One Herald Plaza, Miami, FL 33101, FAX: (305) 376-3508, 3509	(305) 376-3584
Diario Las Americas; 2900 N.W. 39 St., Miami, FL 33142	(305) 633-3341
WAGI (710 AM); 2960 Coral Way, Miami, FL 33145	(305) 445-4040
WLTU-Ch. 23 (Ind); 2103 Coral Way, Miami, FL 33145	(305) 285-9588
WSCV-Ch. 51 (Ind); P.O. Box 200, Hollywood, FL 33022	(305) 947-0051
WQBA (1140 AM); 2828 Coral Way, Miami, FL 33145	(305) 447-1140
WRHC (1550 AM); 2260 S.W. 8 St., Miami, FL 33135	(305) 541-3300
Spanish International Network (SIN); 2324 N.W. 7 St., Miami, FL 33125	(305) 642-7990

### STUDENT MEDIA

The Hurricane; P.O. Box 248132, Coral Gables, FL 33124, FAX: (305) 284-5987	(305) 284-4401
WVUM (90.5 FM); P.O. Box 248191, Coral Gables, FL 33124	(305) 284-3131
The IBIS Yearbook; P.O. Box 248121, Coral Gables, FL 33124	(305) 284-6385

## ATHLETIC DEPARTMENT DIRECTORY

### ATHLETIC DIRECTOR'S OFFICE

Sam Jankovich, Athletic Director .....	284-3822
Terry Nordeen, Administrative Assistant .....	284-3822
Marie Cantwell, Secretary .....	284-3822
Elli Kalafatis, Staff Associate .....	284-3822

### MEN'S BASKETBALL

Leonard Hamilton, Head Coach .....	284-2680
Thad Fitzpatrick, Assistant Coach .....	284-2680
Scott Howard, Assistant Coach .....	284-2680
Gary Tuell, Assistant Coach .....	284-2680
Jorge Fernandez, Assistant Coach .....	284-2680
Terry Horton, Administrative Assistant .....	284-2680
Roberta Manning, Senior Secretary .....	284-1680

### ACADEMICS

Dr. Anna Price, Academic Support Coordinator .....	284-3243
Tony Russell, Assistant Coordinator .....	284-3243
Dr. Jodi Yambor, Sports Psychologist .....	284-3243
Kevin Walford, Tutor Coordinator .....	284-3243
Rose Mayhugh, Senior Secretary .....	284-3243

### ADMINISTRATION

Doug Johnson, Assoc. Ath. Director/Compliance & Internal Operations .....	284-3822
Mike Quashie, Asst. Athletic Director/Facilities .....	284-3822
Dave Scott, Asst. Athletic Director/Recruiting .....	284-3822
Connie Nickel, Director of Events .....	284-2651
Paul Harley, Administrative Assistant .....	284-2651
Dorothy Wehr, Receptionist/Switchboard .....	284-3822
Kathy Newton, Senior Secretary/Compliance .....	284-2692

### BASEBALL

Ron Fraser, Head Coach .....	284-4171
Lazaro Collazo, Assistant Coach .....	284-4171
Brad Kelley, Assistant Coach .....	284-4171
Jim Pizzolatto, Assistant Coach .....	284-4171
Turtle Thomas, Assistant Coach, Recruiting Coordinator .....	284-4171
Vicki Luna, Secretary .....	284-4171

### WOMEN'S BASKETBALL

Ferne Labati, Head Coach .....	284-5802
Robin Harmony, Assistant Coach .....	284-5802
Toni Smiley, Assistant Coach .....	284-5802
Ella Gibbons, Senior Secretary .....	284-5802

### BUSINESS OFFICE

Nancy Lackey, Associate Athletic Director/Controller .....	284-2786
Rich Cole, Business Office .....	284-2783
Carleen Fernandez, Business Office .....	284-2030
Harvey Stern, Business Office .....	284-2364

### CREW

Joe O'Connor, Head Coach .....	284-3811
--------------------------------	----------

### EQUIPMENT ROOM

Mike Short, Equipment Manager .....	284-5171
Bobby Revilla, Assistant Equipment Manager .....	284-5171

### FOOTBALL

Dennis Erickson, Head Football Coach, Quarterbacks .....	284-2563
Dave Arnold, Assistant Coach, Tight Ends/Special Teams .....	284-3822
Bob Bratkowski, Offensive Coordinator, Receivers .....	284-3822
Bob Karmelowicz, Assistant Coach, Defensive Line .....	284-3822
Art Kehoe, Assistant Coach, Assistant Offensive Line .....	284-3822
Sonny Lubick, Defensive Coordinator, Linebackers .....	284-3822
Ed Orgeron, Assistant Coach, Defensive Line .....	284-3822
Gregg Smith, Assistant Head Coach, Offensive Line .....	284-3822
Tommy Tuberville, Assistant Coach, Linebackers .....	284-3822

Alex Wood, Assistant Coach, Running Backs .....	284-3822
Carmen Grosso, Graduate Assistant .....	284-3822
Scott Runyan, Graduate Assistant .....	284-3822
Pete Savage, Graduate Assistant .....	284-3822
Dan Werner, Volunteer Assistant .....	284-3822
Myrna Schneider, Secretary to Head Football Coach .....	284-2563
Edie Rackoff, Football Secretary .....	284-2563
Beth Samartino, Football Secretary .....	284-2563

### GOLF

Chuck Winship, Head Men's Coach .....	284-4028
Lela Cannon, Head Women's Coach .....	284-4385

### HURRICANE CLUB

Carl R. Meyer, Assoc. Athletic Director/External Operations .....	284-6699
Evelyn Schwartz, Asst. Ath. Director/Director of Development .....	284-6699
Hal Allen, Assistant to Athletic Director .....	284-4169
Joanne Evering, Secretary/Receptionist .....	284-6699
Shirley Martin, Staff Associate .....	284-6699
Patricia Oramas, Staff Associate .....	284-6699
Greg Murphy, Executive Director, Broward .....	(305) 525-7500, Ext. 53
Marianna Zernich, Executive Director, Palm Beach .....	(407) 655-4500

### SPORTS INFORMATION

Larry Wahl, Associate Athletic Director for Communications .....	284-3244
Linda Vanzon, Sports Information Director .....	284-3244
John Hahn, Assistant Sports Information Director .....	284-3244
Ken Lee, Assistant Sports Information Director .....	284-3244
Tom Piero, Assistant Sports Information Director .....	284-3244
Kim Stone, Assistant Sports Information Director .....	284-3244
Esther Livenstein, Senior Staff Assistant .....	284-3244
Carol Recicar, Administrative Assistant .....	284-3244

### SPORTS MARKETING

Neal H. Bendesky, Asst. Ath. Director/Mktg. & Corp. Sponsorships .....	284-2400
A. Embry Burrus, Promotions Coordinator .....	284-2400
Jose Sotolongo, Hispanic Sports Marketing Director .....	284-2400
Gina Marie Bryan, Administrative Assistant .....	284-2400

### STRENGTH ROOM

Brad Roll, Head Strength and Conditioning Coach .....	284-5260
Mick Smith, Asst. Strength and Conditioning Coach .....	284-5260

### SWIMMING AND DIVING

Richard Cahalan, Head Coach .....	284-3593
Randy Ableman, Diving Coach .....	284-3639
Susan Marshall, Assistant Swimming Coach .....	284-3593

### TENNIS

John Hammill, Head Men's Coach .....	284-4166
Kim Sands, Head Women's Coach .....	284-5174
Andrea Pent, Assistant Women's Coach .....	284-5174

### TICKET OFFICE

Steve Dangerfield, Asst. Athletic Director/Ticket Operations .....	284-2655
Pamela Young, Assoc. Ticket Manager .....	284-2655
Matt Coyne, Staff Assistant .....	284-2655

### TRACK AND CROSS COUNTRY

Rodney Price, Head Coach .....	284-3822
Amy Deem, Head Women's Coach .....	284-3822
Bob Zell, Assistant Coach .....	284-3822

### TRAINING ROOM

Andy Clary, Head Athletic Trainer .....	284-4131
Joel Beam, Asst. Athletic Trainer .....	284-4131
Frank Grimaldi, Asst. Athletic Trainer .....	284-4131
Andy Moffatt, Asst. Athletic Trainer .....	284-4131
Doris Paloma, Asst. Athletic Trainer .....	284-4131
Al Shuford, Asst. Athletic Trainer .....	284-4131



## UNIVERSITY OF MIAMI



The University of Miami is the largest independent teaching and research university in the Southeast and, opened in 1926, is among the nation's youngest. The Coral Gables campus, 10 miles from Miami, is the site of most of the university's undergraduate and graduate programs. The University also operates a medical center in downtown Miami, a world renowned marine and atmospheric science school on Virginia Key in Key Biscayne Bay, and a bio-medical research and development center on its South Campus.

Following goals established in its nationally acclaimed strategic plan, the University of Miami is in the final year of one of the largest fund raising campaigns in the history of higher education in the United States. The campaign has raised more than \$517.5 million for endowment, facilities and equipment, and current operations.

Enrollment at the University of Miami has grown from a few hundred, when classes were held in a remodeled Coral Gables



Hotel, to more than 13,700 credit-seeking students including about 8,500 undergraduate, 3,000 graduate, 1,400 law and 580 medical students.

Representing all U.S. states and 110 foreign countries, the student body is composed of 59 percent Florida residents, 30 percent from other states, and 11 percent foreign nationals. Ninety-five percent of the 1,700 member faculty hold doctorates or other terminal degrees in their fields.




## SCHOOLS, COLLEGES, INSTITUTES and CENTERS

The University offers 130 undergraduate and 175 graduate degree programs through Schools of Architecture, Business Administration, Communication, Continuing Studies, Education, International Studies, Law, Marine and Atmospheric Sciences, Medicine, Music, and Nursing, the Graduate School, and Colleges of Arts and Sciences and Engineering.

The Rosenstiel School of Marine and Atmospheric Science is recognized as one of the top three marine science schools in the country. The University offers graduate, as well as undergraduate, degree programs in marine affairs and marine sciences.

Established in 1952 as Florida's first medical school, the University of Miami School of Medicine is the hub of the UM/Jackson Memorial Medical Center, the fifth largest such complex in the country and one of the hemisphere's major centers for teaching, research, diagnosis and patient care. The hospital was recently ranked as "The Best in Medicine" based on peer review by 200 physicians from across the country.

In addition to schools and colleges, many institutes, centers and interdisciplinary units attract national recognition for research and other programs. Among them are: Bascom



Palmer Eye Institute, Innovation and Entrepreneurship Institute, Institute for Molecular and Cellular Evolution, Institute of Soviet and East European Studies, Law and Economics Center, Center on Adult Development and Aging, Mailman Center for Child Development, and the North-South Center.



## RESEARCH

As it has for more than a decade, the University ranks among the top two percent of 2,600 universities and colleges receiving federal research and development grants. During the 1988-89 academic year, the faculty were awarded more than \$123.4 million

in separately budgeted grants and contracts from federal, state, local, and private sources — a \$22 million increase over the previous year.

In addition to basic research in science, medicine, engineering and social sciences, current projects cover a wide spectrum of global concerns including climatology, oceanography, population and resource studies, criminal justice, aging, spinal cord injuries, diabetes, AIDS, cancer, productivity, technology transfer, international relations and health care.




UNIVERSITY OF  
**Miami**

## THE COMMUNITY


A crossroads where cultures and commerce of Latin America, the Caribbean, Europe, Asia and North America merge, the greater Miami area is one of the most dynamic regions of the country. Coral Gables

hosts hemispheric headquarters of many multi-national corporations and yet, maintains the Mediterranean charm envisioned by its (and the University's) founder, George Merrick, 64 years ago.





## ACADEMIC EXCELLENCE



*Hurricane sophomore forward Justin Caldwell and Dr. Anna Price, Assistant Athletic Director for Academics and Student Services*

In striving to meet the challenges facing the student-athlete in today's complex society, the University of Miami Athletic Department, along with the Developmental Services Center, has established a unique academic support program that serves to enhance the life of the student-athlete. This cooperative effort between the academic and athletic communities reflects the commitment of the entire university to the complete development of the student-athlete.

Assistant Athletic Director for Academics, Dr. Anna Price administers the academic support program, which was provided its foundation by UM Athletic Director Sam Jankovich. The system has been designed to encourage students of all levels to best prepare themselves for a career after athletics.

"We have a responsibility to help the student-athlete develop his full potential both in and out of the classroom, so he leaves the institution with a marketable degree and is ready to deal with the realities of day-to-day society," said Jankovich. "It goes much further than just maintaining academic eligibility

and both our coaching staffs and academic support staff fully understand and believe in that."

The recent results of this philosophy have been very impressive. The overall graduation rate for all UM athletic programs exceeds 60% and the success rate of the Hurricane basketball program has been at or near 100% in each of the last five years.

To ensure the University's continued philosophy of reaching for higher academic standards, the coaches have recruited student-athletes who are as impressive in the classroom as they are on the court and the athletic department has made major increases in its budget for academic support systems, most specifically in the area of tutorial programs and career development.

"We want to facilitate the true personal development of the student-athlete by establishing a strong fundamental background," said Dr. Price. "We provide support in helping them develop the balance between academics and athletics as well as proper time management and mental attitude in order

to realize and build on their strengths."

In addition to advanced methods of individual and group tutoring, several other vehicles have been set up to acquaint student-athletes with techniques and skills in order to facilitate progress toward graduation. Student-athletes are taught a variety of performance enhancement techniques such as visualization, time management, relaxation skills, goal setting principles and thought-stopping. The use of these skills will

benefit the student-athlete academically, athletically, socially and also in terms of their personal growth and development.

Support staff in this area has increased drastically since Jankovich took over as Athletic Director in 1983. Dr. Price is joined by Assistant Director Tony Russell, Performance Enhancement Specialist Dr. Jodi Yambor, Tutoring Coordinator Kevin Walford, Career Development Counselor Bert West and Computer Specialist Rich O'Brien.



*Director of Student Services Dr. Jodi Yambor and UM junior guard Jake Morton.*

### STUDENT SERVICES

The athletic department is dedicated to providing the best opportunities for the growth and development of everyone involved. Consequently, under Sam Jankovich, a program has been developed to address the various psychological needs of its student-athletes and staff.

Under the leadership of coordinator Dr. Jodi Yambor, a former UM All-America swimmer who holds a Ph.D. in sports psychology, the program includes three specific areas: performance enhancement, counseling and chemical dependency. Dr. Yambor is the performance enhancement specialist. Dr. Malcolm Kahn heads up the counseling area and is supported by the staff of the on-campus counseling center. Dr. Lynn Hankes, the director of the South Miami Hospital Addiction Treatment Program, is the expert in the area of addiction medicine.

Performance enhancement involves providing education regarding arousal control - teaching activation and relaxation skills, developing and improving the ability to concentrate and visualize, increasing self confidence, developing communication skills, and building team cohesiveness.

The primary approach of the counseling component is education and prevention. Teaching the staff to identify and deal with potential or existing problems and promoting positive mental health. Working one-on-one with individuals having any type of personal or emotional problems.

The chemical dependency component of the program offers educational, interventional and therapeutic services for those with dependent or co-dependency disorders.

## NICKNAMES, MASCOTS, ETC.


**THE HURRICANES** -- It began in controversy. Some reports say that the '27 football team held a team meeting to select Hurricanes, hoping they would sweep away opponents just as the devastating storm did on September 16, 1926. Another version holds that the Miami News columnist Jack Bell came out to the field the day before UM's freshmen team played Rollins in '26 and asked end Porter Norris what the team should be called. Told that the local dignitaries and University officials wanted to name the team for a local flora or fauna, Norris said the players wouldn't stand for it and suggested "Hurricanes" since the opening game had been postponed by such a storm. From time to time, opposition has arisen to the name that would "reinforce Miami's negative reputation as a weather-beaten community living constantly under the threat of destruction." But as one UM official rationalized in the 60's, "Does anyone think Chicago is overrun by bears just because the town has a football team by that name?"

**ORANGE, GREEN & WHITE** -- The UM school colors were selected in 1926 by a committee consisting of Ruth Bryan Owens (daughter of famed attorney William Jennings Bryan), Harry Provin and Bertha Foster. Owens was a member of the board of regents and taught speech at the University. From her suggestion, the colors of the Florida or-

ange tree were to represent UM -- orange for the fruit itself, green for the leaves and white for the blossom.

**THE "U"** -- In 1973, the UM Athletic Federation, the fund-raising arm of the athletic department at the time, commissioned a local public relations expert to develop a distinctive logo. The University had gone several years with a variety of helmet and uniform changes and the Federation noted that a number of major colleges have the initials UM. Miami designer Bill Bodenheimer suggested the "U" idea, which lent itself to inserting silhouetted athletes in the middle of the "U" to establish distinctive logos for each sport as well as slogans like "U gotta believe" and "U is great."

**THE MIAMI MANIAC** -- Serving as the official mascot at all Hurricane basketball home games is the Miami Maniac. Having been originated by UM Baseball Coach Ron Fraser in 1983, the Maniac also performs at Miami baseball games as well as special performances as the official mascot of the College World Series. The maniac inside the costume since 1984 is John Routh, who also portrays Sebastian The Ibis, the official mascot of Hurricane football. Routh is in his 10th year in the mascot business, having begun as "Cocky," the mascot of the University of South Carolina, his alma mater.






## ATHLETIC EXCELLENCE

### A DYNAMIC DECADE

**January 1, 1990:** Led by first year head coach Dennis Erickson, the Hurricane football team wins its third national championship in seven years—truly distinguishing Miami as the "Team of the 80s" in college football.



*All-America Steve Walsh*

**February 25, 1988:** Maria Rivera becomes the UM's all-time leading career basketball scorer, male or female.

**January 1, 1988:** UM defeats Oklahoma in the 54th Orange Bowl Classic to gain the undisputed national championship in football and complete its first-ever 12-0 season.



*1987 National Champion Andrew Burrow*

**May 23, 1987:** Andrew Burrow becomes the first UM tennis player to win the NCAA men's singles championship since Pancho Segura (1943-45).

**December 6, 1986:** Quarterback Vinny Testaverde receives the Heisman Trophy, the first UM player to win college football's most coveted award.

**May 23, 1986:** Ronni Reis and Lise Gregory win the NCAA doubles championship in women's tennis.

**November 22, 1985:** After a 14-year hiatus, men's basketball returns to UM as the Hurricanes under head coach Bill Foster beat The Citadel, 85-77.

**June 11, 1985:** The Hurricane baseball team defeats Texas to capture its second College World Series title in four years.

**May 26, 1984:** The UM women's golf team wins its fifth national team title at Tarpon Springs.

**January 2, 1984:** In one of the most thrilling bowl games of all time, UM upsets Nebraska in the Orange Bowl to gain its first national championship.

**May 28, 1983:** Penny Hammel captures NCAA individual championships in women's golf.

**June 12, 1982:** The Miami baseball team defeats Wichita State to clinch its first College World Series.

**September 6, 1981:** UM golfer Nathanle Crosby wins U.S. Amateur at San Francisco's Olympic Club.

**March 24, 1980:** Hurricane Diver Greg Louganis—who would go on to win golds in the 1984 and 1988 Olympic Games—wins both the one and three-meter events at the NCAA championships.

**June 1989:** UM baseball team makes College World Series and extends its record of post-season play to 17 consecutive years.


**March 1989:** The Lady Canes' basketball team advances to the NCAA Tournament for the first time ever.

**January 2, 1989:** An explosive Hurricane football squad overwhelms Nebraska in the 55th Orange Bowl Classic, 23-3, extending the Canes 4-year record to 44-4—including a national championship and two No. 2 finishes.


**November 25, 1988:** The University of Miami men's basketball team tips-off its season in its new state-of-the-art home, the Miami Arena.

**September 1988:** Two Hurricane student-athletes earn medals in the Seoul Olympic Games - Mike Fiore, a gold for baseball and Wendy Lian Williams, a bronze for diving.

**June 1988:** UM golfer Tracy Kerdyk is named the "Golfware Amateur Player of the Year."



*All-time leading scorer Maria Rivera*



*1988 Olympic Gold Medalist Mike Fiore*

## ATHLETIC FACILITIES



The above photo showcases the University of Miami Intercollegiate athletic facilities. The Hecht Athletic Center, home of Hurricane athletics, is located at No. 1 Hurricane Drive, Coral Gables, Florida 33146.

**1. Mark Light Stadium**—completed in 1977, the artificial surface at "The Light" has become home of NCAA World Series Champions in 1982 and 1985. One of the nation's most complete facilities, MLS has a seating capacity of 5,000.

**2. The Ron Fraser Building**—completed in 1987 and located on the grounds of Mark Light Stadium, this structure is named for the "Wizard of College Baseball" Miami head coach Ron Fraser. The plush new facility houses the Hurricane baseball offices, clubhouse, and VIP sky box.

**3. The Greentree Track**—completed in 1988, this all weather surface has already played host to a dozen Olympic competitors. The six lane track is complete with steeple chase capabilities, four jumping pits, and shot, discus, and hammer throw circles.

**4. The Knight Sports Complex**—completed in 1985, this building houses practice courts, locker rooms, and coaching offices for the Miami basketball program. The million dollar-plus structure is one of the nation's newest and most complete basketball practice facilities.

**5. The Hecht Athletic Center**—dedicated in 1979, the Hecht Center houses all the administrative offices within the University of Miami athletic program.

**6. The Greentree Practice Fields**—the practice home of the 1983, '87 and '89 national football champions is complete with two full length prescription athletic turf (PAT) fields, and a 55-yard artificial surface field.

**7. The Neil Schiff Tennis Center**—dedicated in 1987, the home to Miami tennis is one of the top five facilities in the country.


**8. The Tom Kearns Hall of Fame Building**—dedicated in 1989, this structure serves as the home to the history and honor of all past University of Miami athletes who have distinguished themselves in the athletic arena.

**9. The Golden 'Canes Football Offices**—dedicated in 1989, this state-of-the-art complex houses the meeting rooms and offices of the University of Miami football coaches.







*Mark Light Stadium. Built in 1977, "The Light" has been Hurricanes' launching pad to national baseball titles in 1982 and 1985 while playing host to nine NCAA regional tournaments.*



*Dedicated on May 3, 1987, the Ron Fraser Building, located on the grounds of Mark Light Stadium, houses the entire UM Baseball operation.*




*The Neil Schiff Tennis Complex is the home of the prestigious Ryder-UM Tennis Tournament.*




*The weight training facility located in the Knight Sports Complex.*






The brand new Miami Arena has become the new home to Miami Basketball...a state of the art structure built exclusively for basketball, the 15,862 seat Miami Arena is the site for basketball in the City that now boasts two teams — The Hurricanes and the Miami Heat of the NBA. Located in downtown Miami near beautiful Biscayne Bay, the Arena is a 15 minute Metrorail ride from the Coral Gables campus.




The Knight Sports Complex, bordering the football practice fields, was opened in 1985 and houses the UM Basketball offices. With its addition, the Knight Complex doubled the size of the department's weight facilities and paved the UM's road back into basketball in 1985-86.



Inside the Knight Sports Complex




Located in the heart of the Coral Gables campus, the Norman Whitten Student Union pool has been home for over 385 All-American swimming honors.



The University of Miami Hall of Fame building, located next to Knight Sports Complex on campus, opened in 1989. The building houses monuments to those student-athletes who have attained membership to the Hall and serves as a showplace for the Athletic Department's awards, trophies and plaques. The building also provides public facilities and concessions for the KSC.






*The new Hurricane football offices, have been made possible through the support of the Golden Canes. The addition creates expanded locker rooms, new meeting rooms, offices and a reception area while transformation of the former football offices will enable the academic support system to more than double its current working area.*



*The Orange Bowl, site of all University of Miami home football games and the annual Orange Bowl Classic bowl game.*



## **EDWARD T. FOOTE II** **PRESIDENT,** **UNIVERSITY OF MIAMI**

Edward T. Foote, fourth president of the University of Miami, leads one of the nation's youngest private teaching and research universities. Now the largest private research university in the Southeast, it is increasingly recognized as a national and international leader.

Since his inauguration in 1981, President Foote has guided the University of Miami during a period of remarkable transition. The University has formed new schools of Architecture, Communication and


Graduate International Studies, and the North-South Center; recruited 60 percent of its 1700 member faculty; raised \$517.5 million in its fund raising campaign, one of the largest in the history of American higher education; reexamined and reemphasized priorities to stress undergraduate and graduate education as well as research; and entered the select circle of Phi Beta Kappa membership.

President Foote has been very active in the South Florida community since his arrival nine years ago. He is the founder and chairman of the Miami Coalition to Fight Drugs and serves on several community-based boards and panels. He was also a member of the Florida Academic Task Force for the Review of the Insurance and Tort Systems.

Before coming to Miami, President Foote held the following positions at Washington University in St. Louis: Special Advisor to the Chancellor and Board of Trustees (1980-81); Dean of the School of Law, where he taught constitutional law and legal ethics (1973-1980); Vice Chancellor, General Counsel and Secretary of the Board of Trustees (1970-1973). From 1966 to 1970, he was an associate in the law firm of Bryan, Cave, McPheeters and McRoberts in St. Louis.

From 1963 to 1965, he worked as a reporter in Washington D.C., first for the Washington Star, and later, while studying law at the Georgetown University Law Center, for the Washington Daily News. In his last year of law school, he worked as an assistant to the chairman of the Pennsylvania Avenue Commission. Following his 1959 graduation from Yale University, he served until 1962 as an officer in the U.S. Marine Corps.

## ATHLETIC DIRECTOR SAM JANKOVICH



Just over seven years ago, Sam Jankovich accepted the challenge of guiding the University of Miami athletic department. It was a demanding task, an undertaking which would shape the course of Hurricane athletics for years to come.

The challenge would take place during one of the most trying times in the history of intercollegiate athletics—a period where the emphasis on winning, academic excellence, institutional control, and generating revenues has reached an all-time high. The task would be a tough one, but the man appointed to steering the Hurricane athletic fortunes jumped in head first, with his shirt sleeves rolled up and a hard working dedication that has touched just about everyone who has come into contact with the Miami program over that seven year stretch.

The results have been significant and positive—and they have come in leaps and bounds since Jankovich first walked through the doors of the Hecht Athletic Center on June 13, 1983.

National championships have been won in successive years like clockwork: football (1983), women's golf (1984), baseball (1985), women's tennis (doubles in 1986), men's tennis (singles in 1987) and football again (1987 and 1989). The Hurricanes' overall athletic program is one of the tops in the nation, and a surplus of world class athletes in all phases of the intercollegiate arena have walked through those same doors of the Hecht Center.

Now the doors of the Miami athletic department are expanding. The broad-based program has seen an increasing emphasis in women's athletics including two straight post-season appearances, the first ever for women's basketball.

Tournament and event sponsorships are reaching new heights. New horizons have been pursued and conquered in the resurrection of a major college men's basketball program which sat dormant for 15 years until Jankovich built the foundation for its reinstatement in 1984. Now the program takes its next step with the addition of new coach Leonard Hamilton.

With the rebirth, came the construction of the 1.1 million dollar Knight Sports Complex which sits adjacent to the Hecht Center and houses the Hurricane men's and women's roundball programs. The sparkling new facility has also enabled the growth of a UM strength room into one of the nation's largest and most complete.

Adjacent to the Knight Sports Complex is the new Tom Kearns UM Sports Hall of Fame Building, completed last fall. Also finished last fall was the Golden Cane Football Office Building, which not only provides state-of-the-art office facilities, but allowed for the renovation of the Hecht Athletic Center to allow for the substantial expansion of the academic support area.

Other construction in recent years under Jankovich's direction include the 1,000 plus seat Neil Schiff Tennis Center, the refurbishing of the Greentree Track and Field, the renovation of the football practice fields, including installation of an all-weather artificial turf field, a new baseball scoreboard, and the Ron Fraser Building, which houses dugout, clubhouse and office facilities for Mark Light Stadium, one of the most attractive college baseball homes in the country.

In subsidizing the growth and expansion of facilities and nationally elite programs, Jankovich has broken new ground in the always challenging areas of funding a major college program within a private institution. In cultivating the support of the South Florida community, Jankovich has overseen the development of the Hurricane Club into a financial foundation that has increased its annual gift total from \$750,000 in 1982 to more than \$3 million in 1989-90.

During that time, ticket sales have also made dramatic strides, with 1990 producing an all-time high in football season tickets.

Additional revenues have been generated through Hurricane appearances on network television at an unprecedented rate. In the past five years, Hurricane football, basketball and baseball teams have made 69 network television appearances. The 1989 football team played seven of its 12 games in front of a network TV audience. Jankovich has also negotiated contracts that ensure weekly programs featuring UM coaches and staff on both local radio and television.

Though ambitious and determined to compete with the best in the nation, Jankovich has maintained a predominant focus on the importance of the overall development of the student who is also an athlete. UM has taken the lead with its drug-testing and education program that is among the finest in the nation. Jankovich also instituted a student services program that provides student-athletes and staff with performance enhancement techniques and counseling, along with the drug-testing and education. Academic support systems have grown in size, scope and productivity over the past seven years, and as a very visible result, the UM athletic department's graduation rate has soared to nearly 70 percent.

That success has earned Jankovich a great deal of respect, not only locally, but on the national level as well. He is President of the NCAA Division 1-A Athletic Directors, First Vice President of NACDA the National Association of College Directors of Athletics, and is on the Executive Board of the College Football Association (CFA).

Prior to coming to Miami, Jankovich served as athletic director at Washington State University where he developed a \$7.5 million building effort that included new construction and renovation of existing facilities. While competing in the prestigious PAC-10 Conference, his teams participated in their first bowl in 50 years (1981 Holiday Bowl), made two NCAA basketball tournament appearances and captured a conference title in track.

Committed to community activities, Jankovich is very active in the Serbian Orthodox Church. He has three children and eight grandchildren.

### YEAR ON STAFF: EIGHTH

#### Professional Experience:

1983-1990 Director of Athletics, University of Miami, Miami, Florida  
1976-1983 Director of Athletics, Washington State University, Pullman, Washington  
1971-1976 Assistant Athletic Director, Washington State University, Pullman, Washington  
1966-1968 Director of Physical Education and Athletics, School District No. 1, Butte, Montana

#### Coaching Experience:

1968-1971 Head Assistant Football Coach and Defensive Coordinator, Washington State University, Pullman, Washington  
1964-1966 Assistant Football Coach, Montana State University, Bozeman, Montana  
1962-1964 Assistant Basketball Coach, Butte Public High School, Butte, Montana  
1961-1964 Head Football Coach, Butte Public High School, Butte, Montana  
1960-1963 Head Women's Track Coach, City of Butte, Montana  
1958-1961 Head Wrestling Coach and Assistant Football Coach, Butte Public High School, Butte, Montana  
1958 Graduate Assistant, University of Montana, Missoula, Montana  
1958 Head Coach, East-West Shrine Game

#### Playing Experience:

1956-1958 Three-year letterman at linebacker and offensive guard for the University of Montana

#### Education:

1952 Graduate of Butte Public High School, Butte, Montana  
1958 B.S. in Business Administration, University of Montana, Missoula, Montana

#### Personal Data:

Full Name: Samuel Jankovich  
Age: 56  
Born: September 10, 1934 in Butte, Montana  
Wife: the former Patty Mullins of Butte, Montana  
Children: Michael 35, Sue Ellen 33, Sam Jr. 27  
Grandchildren: eight





## LEONARD HAMILTON HEAD BASKETBALL COACH

It was April 2, 1990. Late in the evening, Nevada-Las Vegas and Duke were squaring off in the NCAA championship in front of 17,000 fans and a national television audience. Included in that group was nearly every collegiate coach in the country.

At the University of Miami, in his very first day as a Hurricane, Head Coach Leonard Hamilton sat glued before his television. He studied the action with intensity, emotion and diligence. But it was not the Final Four that Leonard Hamilton was so totally absorbed in. It was hours upon hours of game films of his new team -- the Hurricanes of the University of Miami.

Hamilton, the eighth head coach in Hurricane basketball history and the second since the rebirth of the program in 1985, brings an intensity and dedication level to the University of Miami that few can match. Hamilton's assets have made him widely known as one of the most successful and highly praised young coaches in America. His contagious enthusiasm rubs off not only on his players, but the fans as well. His previous squad, the Oklahoma State Cowboys, set an average attendance record at home last season and a total attendance record the year before. Intense ... dedicated ... enthusiastic ... diligent ... successful ... yes, Leonard Hamilton is all of these. But one word describes the Hurricane mentor better than any other ..... excitement!


It is an excitement which rushes over people when Hamilton walks into a room or onto the basketball court. An excitement which is transformed into a spine-tingling energy that his players abound with as they race through 40 minutes of non-stop action every evening.

Hamilton's fast-paced offensive attack and intense pressure defense have made his teams one of the most entertaining and sought after clubs in the country. The last two years, the National Invitational Tournament anxiously delivered an invitation to Hamilton, marking the first back-to-back post-season tournament appearances for an Oklahoma State team since 1953-54.

The 1989-90 OSU squad earned a No. 49 national ranking by *USA Today*, finished the year with a 17-14 record and advanced to the second round of the NIT before dropping a decision to tournament semifinalist New Mexico. Offensive firepower was a key for Hamilton's corps as the Cowboys averaged more than 80 points for the second consecutive season and just the third time in school history, while also setting school records for most points and most three-point goals.

Hamilton's last two Oklahoma State teams both won 17 games, marking only the fourth and fifth OSU squads to reach the 17-win total in the last 32 years. And of the 14 losses during the 1989-90 campaign, seven came against teams ranked in the nation's Top 10 at the time of the game (UNLV, Oklahoma, Missouri and Kansas). The overall schedule was rated one of the toughest in the nation and included a total of 17 games against teams that went on to post-season play, with wins over Ohio State, Memphis State, New Orleans and a 2-1 record against Kansas State (one of those wins coming in the Big Eight Tournament).

Hamilton came to Oklahoma State from the University of Kentucky, where he spent 12 seasons with one of the top programs in the country. From 1974-80, he served as assistant coach (the 'Cats won a national title in 1978), and in 1980 he was honored by being named the first associate head coach in Kentucky basketball history, a post he held until moving to



OSU. In his 12-year tenure at Kentucky, seven recruiting classes were ranked among the nation's elite and 23 former Wildcat players were drafted by the NBA. Additionally, 83% of the seniors (30 of 36) earned their degrees.

His proficiency in the recruiting game carried over to Oklahoma State where his first two classes were rated 12th in the country by different services. He has signed four of the last five Oklahoma High School Players of the Year and has been involved with the recruitment of 30 high school All-Americans. Of his first recruiting class at Oklahoma State, two will graduate on time and the third has another year.

Hamilton played collegiate basketball at Gaston (N.C.) Community College, where he set a school record by scoring 54 points in a game, and at Tennessee-Martin, where he is a charter member of the school's Hall of Fame. His coaching career began as a graduate assistant (1971-72) and full-time assistant (1972-74) at Austin Peay State, where he received his Master's degree.

Born August 4, 1948, in Gastonia, N.C., Hamilton is married to the former Claudette Hale and has two children, Lenny, 20, and Allison, 6.

#### COACHING EXPERIENCE:

1990- Head Coach, University of Miami, Coral Gables, Florida  
 1986-90 Head Coach, Oklahoma State University, Stillwater, Oklahoma  
 1980-86 Associate Head Coach, University of Kentucky, Lexington, Kentucky  
 1974-80 Assistant Coach, University of Kentucky, Lexington, Kentucky  
 1971-74 Assistant Coach, Austin Peay State University, Clarksville, Tennessee

#### PLAYING EXPERIENCE:

1969-71 Two-year letterman, team captain, best defensive player and most valuable player at University of Tennessee-Martin, Martin, Tennessee  
 1966-68 Two-year letterman, co-captain and set school record with 54 points in a game at Gaston Community College, Gastonia, North Carolina

#### EDUCATION:

1973 Master's in Physical and Health Education, Austin Peay State University, Clarksville, Tennessee  
 1971 Bachelor's of Science in Physical Education, University of Tennessee-Martin, Martin, Tennessee

#### PERSONAL:


Born: August 4, 1948  
 Married to former Claudette Hale  
 Children: Lenny, 20, Allison, 6

#### COLLEGE COACHING RECORD:

Year	School	W	L	Pct.	Postseason
1986-87	Oklahoma State	8	20	.286	
1987-88	Oklahoma State	14	16	.467	
1988-89	Oklahoma State	17	13	.567	NIT (2nd Round)
1989-90	Oklahoma State	17	14	.548	NIT (2nd Round)
CAREER	Four Seasons	56	63	.471	

#### HAMILTON HIGHLIGHTS:

- \* Led Oklahoma State to 17-wins the last two seasons -- just the fourth and fifth times in the last 32 years the school has won 17 games or more.
- \* Led Oklahoma State to back-to-back NIT appearances (1989 & 1990) -- the first consecutive post-season appearances for OSU since 1954.
- \* Has coached in post-season tournament play in 15 of 18 seasons.
- \* Involved in the recruitment and signing of 30 high school All-Americans.
- \* Had 30 of 36 senior players earn their degrees at Kentucky.
- \* Became a charter member of the University of Tennessee-Martin Hall of Fame in 1983.
- \* First Associate Head Basketball Coach in University of Kentucky history.



## Thad Fitzpatrick Assistant Coach

### Year on UM Staff: First

Having distinguished himself as one of the brightest and gifted young coaches in the college game, Thad Fitzpatrick joins the Miami Hurricanes as a first year assistant coach under Leonard Hamilton.

The 34-year-old Fitzpatrick comes to Miami from the University of Wyoming where he spent three seasons as an assistant under Head Coach Benny Dees.

During his tenure at Wyoming, the Cowboys recorded a 56-38 record.

Prior to Wyoming, Fitzpatrick spent eight seasons as a full-time assistant coach at his alma mater, Auburn University at Montgomery. He served a dual role at AUM as both an assistant coach and the coordinator of student affairs. AUM enjoyed six 20-win seasons in his eight years with the Senators and totalled a 161-87 mark during his tenure.

A 1979 graduate of Auburn-Montgomery, Fitzpatrick lettered for the Senators for his final two collegiate seasons following a stellar career at Alabama Christian Junior College where he also was a two-year letterman. Following graduation, he was an assistant for two years at AUM while earning his master's degree in educational administration.

Born in Montgomery, Alabama on September 23, 1956, Fitzpatrick is married to the former Madis Hooks of Bayminette, AL. The couple has two children -- Dana, 4, and Thaddeus, Jr., born in August of 1990.

#### Coaching Experience:

1990- Assistant Coach, University of Miami, Coral Gables, Florida  
 1987-90 Assistant Coach, University of Wyoming, Laramie, Wyoming  
 1981-87 Assistant Coach, Auburn University at Montgomery, Montgomery, Alabama  
 1979-81 Graduate Assistant Coach, Auburn University at Montgomery, Montgomery, Alabama

#### Playing Experience:

1977-79 Two-year letterman at Auburn University at Montgomery, Montgomery, Alabama  
 1974-76 Two-year letterman at Alabama Christian Junior College, Montgomery, Alabama


#### Education:

1981 M.A. in Educational Administration and Supervision, Auburn University at Montgomery, Montgomery, Alabama  
 1979 B.S. in Elementary/Secondary Physical Education, Auburn University at Montgomery, Montgomery, Alabama  
 1974 Graduate of St. Jude Education Institute, Montgomery, Alabama

#### Personal Data:

Full Name: Thaddeus Fitzpatrick  
 Age: 34  
 Born: September 23, 1956  
 Wife: The former Madis Hooks of Bayminette, Alabama  
 Children: Dana, 4, and Thaddeus, Jr., born August of 1990





## Scott Howard Assistant Coach

**Year on UM Staff: First**

Few assistant coaches 30 years of age or younger have backgrounds which can compare in strength and diversity to that of Scott Howard's. In his first year at Miami, the 30 year-old Howard marks his fifth Division I assistant coaching position.

Howard comes to Leonard Hamilton's staff from the University of Southern California where he served Coach George Raveling as an assistant coach. Howard's

two previous seasons were spent at Drake University and Southern Illinois University. All three stops provided Howard with heavy emphasis in recruiting, scouting and on-floor practice preparation.

Howard began his coaching career as a volunteer assistant coach and a graduate assistant coach for four total years at the University of Iowa under both George Raveling and current Hawkeye coach Tom Davis.

Howard's playing career includes two letters as a walk-on guard for Johnny Orr at Iowa State University and a stellar prep background at Iowa Falls High School where he averaged 19.0 points per game in his senior season en route to earning honorable mention all-state honors.

He earned his bachelor's degree from Iowa State in 1982 and completed a master's degree in education administration from Iowa in 1986.

Born September 21, 1960, Howard is married to the former Kim McCaulley of Iowa Falls, Iowa.

### Coaching Experience:

1990- Assistant Coach, University of Miami, Coral Gables, Florida  
1989-90 Assistant Coach, University of Southern California, Los Angeles, California  
1988-89 Assistant Coach, Drake University, Des Moines, Iowa  
1987-88 Assistant Coach, Southern Illinois University, Carbondale, Illinois  
1985-87 Volunteer Assistant Coach, University of Iowa, Iowa City, Iowa  
1983-85 Graduate Assistant Coach, University of Iowa, Iowa City, Iowa  
1982 Assistant Coach, South Hamilton High School, Jewell, Iowa

### Playing Experience:

1981-83 Two-year letterman at Iowa State University, Ames, Iowa  
1976-79 Three-year letterman at Iowa Falls High School, Iowa Falls, Iowa

### Education:

1985 M.A. in Educational Administration, University of Iowa, Iowa City, Iowa  
1983 B.S. in Physical Education, Iowa State University, Ames Iowa  
1979 Graduate of Iowa Falls High School, Iowa Falls, Iowa

### Personal Data:

Full Name: Scott Allen Howard  
Age: 30  
Born: September 21, 1960  
Wife: The former Kim McCaulley of Iowa Falls, Iowa



## Gary Tuell Assistant Coach

**Year on UM Staff: Fourth**

Providing Miami with one of the country's highest levels of knowledge and seasoning at the assistant coach position is Gary Tuell, who possesses 11 years of coaching experience on the collegiate level, including five years as a head coach.

Tuell came to the University of Miami in 1987 as a graduate assistant coach. He completed his master's degree in Sports Administration in 1989 and stepped

into the part-time assistant coach position last season. Tuell's knowledge of the game and tremendous rapport with student-athletes place him as one of the most active coaches in the country and an integral component in the success of the UM program.

A native of Louisville, Kentucky, Tuell graduated from Male High School in 1968. He received his first taste of college coaching experience as an undergraduate at the University of Louisville, assisting with the Cardinal freshman team during the 1971-72 season.

After earning a degree in English from Louisville in 1973, he served as the sports information director at his alma mater for five years.

In 1978, Tuell began his career as a head coach, accepting the top post at Cincinnati Bible College in Ohio, where he posted a four-year record of 89-29, including seasons of 25-6, 27-7 and 27-3. In 1981-82, Tuell was named National Small College Coach of the Year. After a two-year volunteer assistant coaching stint at Louisville (1982-84), he served as the head basketball coach at Milligan College in Johnson City, Tennessee, leading the Buffaloes to the first NAIA tournament appearance in school history. After leaving Milligan, he spent a year as a college scout while working on a book that chronicled the history of Louisville Cardinal Basketball.

### Coaching Experience:

1987- Assistant Coach, University of Miami, Coral Gables, Florida  
1985-86 Head Coach, Milligan College, Johnson City, Tennessee  
1982-84 Assistant Coach, University of Louisville, Louisville, Kentucky  
1978-82 Head Coach, Cincinnati Bible College, Cincinnati, Ohio  
1971-72 Assistant Freshman Coach, University of Louisville, Louisville, Kentucky

### Playing Experience:


1966-68 Three-year letterman at Male High School, Louisville, Kentucky

### Education:

1990 M.S.E.D. in Sports Administration, University of Miami, Miami, Florida  
1973 B.A. in English, University of Louisville, Louisville, Kentucky  
1968 Graduate of Male High School, Louisville, Kentucky

### Personal Data:

Full Name: Gary David Tuell  
Age: 40  
Born: January 16, 1950  
Marital Status: Single



## Jorge Fernandez Assistant Coach

Year on UM Staff: Second

Assistant Coach Jorge Fernandez enters his second season with the Miami program as a graduate assistant. A native of Miami, Fernandez enhances the UM's status in recruiting in the local area and adds a youthful zest to the Hurricane staff.

Fernandez has proven himself as one of the more knowledgeable young coaches in the nation and is a key figure in both Miami's scouting of opponents and on court coaching.

He was a standout at local Killian High School where he earned first-team all-city and third-team all-state honors before graduating in 1981.

Following high school, Fernandez attended Stetson University where he graduated in 1985 with a Bachelor's degree in finance. He earned a varsity letter in each of his four years at Stetson, and was voted his team's captain and "Most Valuable Player" in his senior season.

Fernandez, who is currently pursuing a master's degree from the University of Miami, has participated in both the local Goya and Pro-Am summer basketball leagues, and serves as an instructor for the Hurricane Summer Basketball Camp.

### Coaching Experience:

1989- Assistant Coach, University of Miami, Coral Gables, Florida  
1988-89 Assistant Coach, Barry University, Miami, Florida

### Playing Experience:

1981-85 Four-year letterman at Stetson University, Deland, Florida  
1979-81 Three-year letterman at Killian High School, Miami, Florida

### Education:

1985 B.A. in Finance, Stetson University, Deland, Florida  
1981 Graduate of Killian High School, Miami, Florida

### Personal Data:

Full Name: Jorge Fernandez  
Age: 27  
Born: August 28, 1963  
Marital Status: Single



Assistant Coach Gary Tuell instructs Jerome Scott.





**Frank Grimaldi**  
Assistant Athletic Trainer

Year on UM Staff: Second

**Professional Experience:**

1989- Assistant Athletic Trainer, University of Miami, Coral Gables, Florida  
1983-89 Associate Athletic Trainer, University of Maryland, College Park, Maryland  
1979-83 Head Athletic Trainer, United Township High School, East Moline, Illinois  
1978-79 Graduate Assistant Athletic Trainer, Northern Illinois University, DeKalb, Illinois

**Education:**

1983 M.S. in Education, Northern Illinois University, DeKalb, Illinois  
1978 Certified, National Athletic Trainers Association  
1978 B.S. in Education, Northern Illinois University, DeKalb, Illinois  
1974 Graduate of Ridgewood High School, Norridge, Illinois

**Personal Data:**

Full Name: Frank Grimaldi, Jr.  
Age: 34  
Born: January 7, 1956  
Wife: the former Mary Kay Kelly of Dalton, Illinois


**STUDENT MANAGERS**




**John Alber**



**Ted Lange**



**Mike Wendel**



**Brad Roll**  
Head Strength and Conditioning Coach

Year on UM Staff: Second

**Professional Experience:**

1989- Head Strength and Conditioning Coach, University of Miami, Coral Gables, Florida  
1987-88 Head Strength and Conditioning Coach, University of Kansas, Lawrence, Kansas  
1981-86 Head Strength and Conditioning Coach, University of Southwestern Louisiana, Lafayette, Louisiana  
1980-81 Graduate Assistant Football Coach, Stephen F. Austin State University, Nacogdoches, Texas

**Playing Experience:**

1978-79 Two-year lettermen at Stephen F. Austin University, Nacogdoches, Texas  
1976-77 Two-year lettermen at Blinn Junior College, Brenham, Texas


**Education:**

1981 M.A. in Education Administration, Stephen F. Austin State University, Nacogdoches, Texas  
1980 B.S. in Physical Education, Stephen F. Austin State University, Nacogdoches, Texas  
1976 Graduate of Spring Branch High School, Houston, Texas

**Personal Data:**

Full Name: Bradley Paul Roll  
Age: 32

Born: July 4, 1958  
Marital Status: Single



**John Uribe**  
Team Physician/Orthopedic Surgeon

Year on UM Staff: Fourth

**Professional Experience:**

1987- Associate Professor and head of the Sports Medicine Division, Department of Orthopedic Surgery, University of Miami, Coral Gables, FL  
1985-87 Orthopedic Surgeon Chief, Tripler Army Medical Center, Honolulu, Hawaii  
1981-87 Team Physician, United States Ski Team  
1984-85 Sports Medicine Fellow, Hughston Sports Medicine Clinic, Columbus, Georgia  
1984 United States Physician, International Ski Jumping Championships, Garmish, West Germany  
1981-83 Assistant Chief of Orthopedic Surgery, United States Army Medical Center, Frankfurt, West Germany

**Education:**


1984-85 Sports Medicine Fellowship, Hughston Sports Medicine Clinic, Columbus, Georgia  
1977-81 Orthopedic Surgery Resident, Jackson Memorial Hospital, Miami, Florida  
1972-76 M.D. University of North Carolina, Chapel Hill, North Carolina

**Personal:**


Full Name: John William Uribe  
Age: 41  
Born: Sept. 20, 1949 in Bogata, Columbia

Wife: Nancy Reiersen, M.D., of Chapel Hill, NC  
Children: Alex, 3

## MEDICAL STAFF




John Cunio, M.D.  
(Miami, 1958)  
Internal Medicine



Jack Young, M.D.  
(Miami, 1973)  
Emergency Medicine




Keith Hechtman, M.D.  
(Miami, 1986)  
Orthopaedics



Chet Janecki, M.D.  
(Canisius College, 1964)  
Orthopaedics



James Katsikas, M.D.  
(Miami, 1964)  
Internal Medicine



Lynn Hanks, M.D.  
(Notre Dame, 1958)  
Medical Consultant



Richard Mariani, D.D.S.  
(Miami, 1957)  
Dentistry




Jack Brenner, D.D.S.  
(Miami, 1958)  
Dentistry




Robert Tanner, O.D.  
(Penn State, 1941)  
Optometry



Stuart Kline, D.D.S.  
(Pittsburgh, 1952)  
Maxillo-Facial Surgery



Chris Mariani, D.D.S.  
(Emory, 1981)  
Dentistry




Ryan Vermillion, A.T.C./R.P.T.  
(Miami, 1986)  
Therapist




Andy Clary, M.S./A.T.C.  
(Purdue, 1981)  
Head Athletic Trainer




Doris Paloma  
(Long Beach State, 1978)  
Assistant Athletic Trainer



Al Shuford, M.S./A.T.C.  
(Campbell, 1981)  
Assistant Athletic Trainer




Joel Beam, M.S./A.T.C.  
(East Carolina, 1986)  
Assistant Athletic Trainer



## PLAYER PROFILES





# BRANDON ADAMS 21

F, 6-6, 210, 20, Junior  
Washington, DC  
Major: Business

**AT MIAMI:** Third-year junior who has shown flashes of becoming a much-needed inside force for the 'Canes ... could see increased playing time at the power forward position ... signed a national letter of intent to join the Hurricanes in April of 1988 and was the only true forward in the 1988 Miami recruiting class ... has an excellent shooting touch and very good range ... joins Joe Willie as the two Hurricanes from Washington, DC.

**AS A SOPHOMORE IN 1989-90:** Appeared in 14 contests, starting two and averaging nine minutes of PT per contest ... received his first collegiate starting nod vs. George Mason

when Coach Bill Foster started all D.C. area players ... responded in front of family and friends with 12 points on five-of-six shooting from the field and a perfect two-of-two from the line ... kept the starting position the following game and tallied four points, four rebounds and three assists in 13 minutes of action ... made the box score in each of the UM's first 12 contests before being sidelined for 14 consecutive games ... came back to see limited action in the final two contests of the season.

**AS A FRESHMAN IN 1988-89:** Saw action in nine contests logging an average of four minutes per outing ... was used to spell Eric Brown and Dennis Burns at the forward positions ... tallied four points on shooting one-of-one from the field and two-of-two from the free throw line in his first collegiate game vs. Maryland-Eastern Shore ... Intense efforts in practice sessions earned him 11 minutes of time and four points vs. No. 1-ranked Duke ... also tallied four points in Miami's 102-69 downing of Pennsylvania in the Eastern Airlines Palm Beach Classic.

**HIGH SCHOOL:** Started his senior season for perennial national power Flint Hill Prep in Oakton, VA after transferring from nearby St. John's High School in Washington, DC ... led St. John's to a 21-4 record in 1986-87 ... Flint Hill finished the '87-88 campaign with a 22-2 record in independent play and a No. 9 national ranking ... averaged 11.2 points and 7.1 rebounds per game for FHP which had all five starters averaging in double figures ... has an excellent shooting touch, hitting on 62.5% of his field goal attempts ... tallied 18 points in a victory over Miami High en route to winning the prestigious King Cotton Tournament in Pine Bluff, AK ... selected to the Washington Post All-Independent Team ... coached at Flint Hill by Stu Vetter.

**PERSONAL:** Full name is Brandon E. Adams ... majoring in Business at Miami ... born 8/17/70.


## ADAMS' CAREER HIGHS


PTS -- 12 vs. George Mason (1/3/90)  
FG -- 5 vs. George Mason (1/3/90)  
FGA -- 11 vs. Arizona (12/19/89)  
FG% -- 1.000 vs. Pennsylvania (12/28/88, 2-2)  
3-PT FG -- 1 vs. Maryland-BC (11/27/89)  
vs. Arizona (12/19/89)  
3-PT FGA -- 5 vs. Arizona (12/19/89)  
3-PT FG% -- .500 vs. Maryland-BC (11/27/89)  
FT -- 3 vs. Maryland-BC (11/27/89)

FTA -- 4 vs. Maryland-BC (11/27/89)  
vs. Florida International (3/6/90)  
FT% -- 1.000 (2-2) vs. three opponents  
REB -- 4 vs. three opponents  
AST -- 3 vs. South Florida (2/6/90)  
BLK -- 2 vs. Arizona (12/19/89)  
STL -- 2 vs. Arizona (12/19/89)  
MIN -- 20 vs. George Mason (1/3/90)

## ADAMS' CAREER TOTALS

YEAR	GP-GS	MIN-AV	FGM-FGA	FG%	3-POINT			FTM-FTA	FT%	REBOUNDS			ST	BK	TO	PF-D	PTS-AV
					FGM-FGA	FG%	FTM-FTA			TOT-AV	AST	BLK					
88-89	9-0	32.4	7-17	.412	0-3	.000	4-5	.800	2	4	6-0.7	1	0	0	3	8-0	18-2.0
89-90	14-2	127.9	18-49	.367	2-10	.200	10-15	.667	12	15	27-1.9	7	8	2	10	17-1	48-3.4
<b>Totals</b>	<b>23-2</b>	<b>159.7</b>	<b>25-66</b>	<b>.379</b>	<b>2-13</b>	<b>.154</b>	<b>14-20</b>	<b>.700</b>	<b>14</b>	<b>19</b>	<b>33-1.4</b>	<b>8</b>	<b>8</b>	<b>2</b>	<b>13</b>	<b>25-1</b>	<b>66-2.9</b>





## TREVOR BURTON

G, 6-3, 190, 19, Sophomore

Miami, Florida

Major: Business

# 11

### 1989-90 TEAM RANKINGS:

3rd -- Games Played (27)

3rd -- Field Goal Percentage (40.9%)

3rd -- Three-Point Field Goal Percentage (66.7%)

**AT MIAMI:** Second-year sophomore who is one of the most promising players on the UM squad ... has great court awareness, is cool under pressure and is a diligent worker on the court and in the classroom ... a deceptive and dangerous offensive

player who simply finds a way to score ... at just 6'3" is the second-strongest Hurricane in the weight-room ... along with Justin Caldwell, earned '89-90 team honors with "Best Attitude Award" ... signed a national letter of intent to attend Miami in the fall of 1988 ... joined by Paul Shipe as the two Hurricanes from the state of Florida.

**AS A FRESHMAN IN 1989-90:** Saw action in 27 of 28 contests, receiving the starting nod in two games ... averaged 4.5 points and 1.5 rebounds in 11 minutes of average action ... hit for 14 points, including 12 straight UM points, vs. Arizona ... had 13 points, including a perfect three-of-three on three pointers vs. Washington ... pulled his first starting job vs. Florida State and responded with a career-high 15 points, two rebounds, three assists, three steals, and a crucial three-point goal in the second overtime ... kept his starting spot vs. Arizona State and hit double figures for a third straight game with a 10 point outing.

**HIGH SCHOOL:** Is the all-time leading scorer at South Miami High with 2,643 career points ... led Dade County in scoring three consecutive years ... finished his senior campaign by averaging 29.2 points, 7.3 rebounds and 4.2 assists per game ... led the Cobras to a 30-4 record and a District 16 4-A championship ... was all-city for two seasons, first-team all-state, honorable mention to both the Dixie Dozen and Street And Smith's All-America ... tallied 21 points in the Dade County all-star game ... was the leading scorer for the South team with 16 points in the Florida North/South contest ... finished third in the balloting for Mr. Florida Basketball ... an excellent student who was a member of his school's honor roll ... coached in high school by Charles Funk.

**PERSONAL:** Enjoys music and reading in free time ... full name is Trevor Morris Burton ... majoring in business ... born 9/11/71.

### BURTON'S CAREER HIGHS

PTS -- 15 vs. Florida State (1/18/90)

FG -- 7 vs. Arizona (12/19/89)

FGA -- 11 vs. Arizona (12/19/89)

vs. Florida State (1/18/90)

FG% -- 1.000 vs. Brooklyn College (1/12/90, 3-3)

3-PT FG -- 3 vs. Washington (1/15/90)

3-PT FGA -- 3 vs. Washington (1/15/90)

vs. Florida State (1/18/90)

3-PT FG% -- 1.000 vs. Washington (1/15/90, 3-3)

FT -- 4 vs. Florida State (1/18/90)

FTA -- 6 vs. Florida State (1/18/90)

FT% -- 1.000 vs. DePaul (1/29/90, 2-2)

vs. Hartford (2/27/90, 2-2)

REB -- 6 vs. Tulane (3/3/90)

AST -- 3 vs. Florida State (1/18/90)


BLK -- 1 vs. four opponents

STL -- 3 vs. Florida State (1/18/90)


MIN -- 30 vs. Florida State (1/18/90)

### BURTON'S CAREER TOTALS

YEAR	GP-GS	MIN-AV	FGM-FGA	FG%	3-POINT		FTM-FTA	FT%	REBOUNDS		ST	BK	TO	PF-D	PTS-AV
					FGM-FGA	FG%			TOT-AV	DEF					
89-90	27-2	298-11	51-126	.405	9-22	.409	10-15	.667	13	28	41-1.5	20	9	4	15







# JUSTIN CALDWELL 35

F, 6-7, 210, 20, Sophomore

Houston, Texas

Major: Business

## 1989-90 TEAM RANKINGS:

2nd -- Field Goal Percentage (47.1%)

3rd -- Rebound Average (3.0)

4th -- Games Started (16)

**AT MIAMI:** Second-year sophomore who emerged as a steady rebounding force and clutch go-to-guy during his rookie season ... is the strongest player on the UM squad ... along with Trevor Burton, was voted by teammates as having the "Best Attitude"

on the UM squad during '89-90 ... signed a national letter of intent to come to Miami in the fall of 1988 ... is joined by Joseph Randon and Hammie Ward as the three Hurricanes hailing from the state of Texas.

**AS A FRESHMAN IN 1989-90:** Appeared in 26 contests and started 16, tying Samarr Logan for the most starts by a rookie last season ... averaged 18 minutes of action at the "4" spot ... hit on 47.1% of his field goal attempts (33 of 70) ... had his first collegiate start vs. Arizona, hitting on three-of-five from the field for six points while pulling down three rebounds ... steadily gained confidence and emerged as an inside force vs. Florida State-1 by hitting a career-high 14 points, including a clutch 13-foot jumper with four seconds on the clock to send the game into the second OT ... also added six rebounds vs. the 'Noles ... led Miami's rebounding effort vs. a much-taller Arizona State team with eight boards ... suffered a mild concussion in the first half vs. Florida and did not return for the second stanza ... came back to start two days later vs. Providence ... vs. South Florida-2, gave Miami its first tie with a strong layup with 1:58 remaining and then hit on both ends of a one-and-one with 20 seconds left to build the Miami lead to six points ... had a solid outing vs. Hartford with five points, six rebounds, three assists and two steals.

**HIGH SCHOOL:** North Shore ... a four year starter who was a major cornerstone of his team's success that saw the win column grow from just six victories in his freshman season to 17, 20 and 21 wins in the next three years ... led his team to a the district runner-up spot and a berth in the state playoffs with a 21-12 final slate ... was voted first-team all-district in both his sophomore and junior years, but was sidelined with a knee injury after 21 games of his senior year ... rehabilitation has him certified back at 100% ... was averaging 16 points and seven rebounds per contest prior to being injured ... shot 55% from the field and 70% from the line, including 164 free throws made ... an honor graduate who is in the top 25% of his class ... was a teammate of Ward's on the postseason Houston Gold all-star team ... coached in high school by Randy Weisinger.

**PERSONAL:** Majoring in business at Miami ... full name is James Justin Caldwell .. born 9/14/70.

## CALDWELL'S CAREER HIGHS

PTS -- 14 vs. Florida State (1/18/90)

FG -- 7 vs. Florida State (1/18/90)

FGA -- 9 vs. Florida State (1/18/90)

FG% -- .778 vs. Florida State (1/18/90, 7-9)

3-PT FG -- 0

3-PT FGA -- 0

3-PT FG% -- .000

FT -- 5 vs. Mercer (2/3/90)

FTA -- 6 vs. Mercer (2/3/90)

FT% -- .833 vs. Mercer (2/3/90, 5-6)

REB -- 8 vs. Arizona State (1/20/90)

AST -- 3 vs. Hartford (2/27/90)


BLK -- 1 vs. Arizona State (1/20/90)


STL -- 2 vs. Hartford (2/27/90)

MIN -- 39 vs. Arizona State (1/20/90)  
vs. South Florida (2/24/90)

## CALDWELL'S CAREER TOTALS

YEAR	GP-GS	MIN-AV	FGM-FGA	FG%	FTM-FTA	FT%	OFF DEF	TOT-AV	AST	ST	BK	TO	PF-D	PTS-AV
89-90	26-14	493-18	33-70	.471	0-0	.000	19-40	.475 30	48	78-3.0	14	5	1	18 65-3.3





# DOUG ELLIOTT

# 25

F, 6-6, 190, 19, Sophomore  
Wade, North Carolina  
Major: Architecture/Commercial Art

## 1989-90 TEAM RANKINGS:

- 2nd -- Blocked Shots (10)
- 3rd -- Games Played (27)
- 4th -- Three-Point Field Goals (24)
- 4th -- Rebound Average (2.9)

**AT MIAMI:** Second-year sophomore should be an integral part of Miami success this season ... very rangy player with excellent reach and quickness ... has deadly shooting touch from beyond

the three-point line ... split playing time at the "3" position and Miami's "Outstanding Newcomer Award" for '89-90 with teammate Samarr Logan ... signed a national letter of intent to come to Miami in the fall of 1988 ... is the only Hurricane from the state of North Carolina.

**AS A FRESHMAN IN 1989-90:** Earned a starting position in his rookie pre-season camp and started the first four games of his rookie season and finished the campaign with 10 opening tips and 27 appearances in 28 UM games ... hit for double figures in his first collegiate game (10 points vs. Maryland-BC) ... hit on three of six three-pointers for nine points while adding three steals in starting vs. Davidson ... hit on both ends of a one-and-one to give Miami a 60-59 lead with 12 seconds remaining in a 62-59 win over Florida ... tied Jerome Scott as the top UM rebounder vs. Providence with six boards ... had two blocked shots vs. Hartford ... became a much-needed addition to the UM rebounding corps down the stretch by averaging 5.3 boards in four of Miami's last five games.

**HIGH SCHOOL:** Cape Fear ... three-year starter tallying 1,750 career points ... led his team to conference championships in each of his final two seasons ... team finished with a 18-10 record his senior season in 4-A action ... has excellent work habits and attitude ... averaged 23.2 points, 16 rebounds and three blocked shots per contest ... was a three-time member of his all-conference team and was voted second-team all-state his senior year ... travelled to Germany in the spring of '89 to play in the Albert Schweitzer Games ... selected to play in the North Carolina East/West All-Star game, but chose to enroll in summer courses at the UM ... is the only current Hurricane from the state of North Carolina ... coached in high school by Leon Brock. **PERSONAL:** Hobbies include drawing and fishing ... full name is Douglas Deon Elliott ... born 5/17/71.

## ELLIOTT'S CAREER HIGHS

PTS -- 10 vs. three opponents  
FG -- 4 vs. Maryland-BC (11/27/89)  
FGA -- 10 vs. three opponents  
FG% -- .667 vs. Florida State (2/17/90, 2-3)  
3-PT FG -- 3 vs. Davidson (2/10/90)  
vs. Providence (2/21/90)  
3-PT FGA -- 7 vs. North Carolina (2/5/90)  
3-PT FG% -- 1.000 vs. South Florida (2/24/90, 2-2)  
FT -- 4 vs. Florida International (3/6/90)


FTA -- 7 vs. Dayton (12/6/89)  
FT% -- 1.000 vs. Florida (2/19/90, 2-2)  
REB -- 7 vs. Florida International (3/6/90)  
AST -- 3 vs. Brooklyn College (1/12/90)  
vs. Providence (2/21/90)  
BLK -- 2 vs. Baptist (12/1/89)  
vs. Hartford (2/27/90)  
STL -- 3 vs. Davidson (2/10/90)  
MIN -- 33 vs. Florida International (3/6/90)

## ELLIOTT'S CAREER TOTALS

YEAR	GP-GS	MIN-AV	FGM-FGA	FG%	FTM-FTA	FT%	OFF DEF	TOT-AV	AST	ST BK	TO	PF-D	PTS-AV
89-90	27-10	455-16	46-135	.341	24-71	.338	12-23	.522 24 54	78-2.9	179	16 10 20	24-0	128-4.7







# SAMARR LOGAN

F, 6-6, 170, 19, Sophomore  
East Orange, New Jersey  
Major: Business

3

## 1989-90 TEAM RANKINGS:

- 1st -- 3-Point Field Goals Made (40)
- 2nd -- 3-Point Field Goal Percentage (.465, 40-86)
- 3rd -- Games Played (27)

**AT MIAMI:** Second-year sophomore who has quickly developed into one of Miami's most dangerous offensive weapons ... plays the "3" position, wears the number "3" and is one of the deadliest 3-point shooters in the nation ... possesses great

shooting range and soft shooting touch ... despite lack of weight, has shown a willingness to crash the boards and bang underneath ... split playing time and Miami's "Outstanding Newcomer Award" for '89-90 with teammate Doug Elliott ... contracted mononucleosis in late June of 1990, but has fully recovered for the start of Fall practice ... signed a national letter of intent to come to Miami in the Fall of 1988 ... extends Miami's history of New Jersey players in the footsteps of Dennis Burns.

**AS A FRESHMAN IN 1989-90:** Averaged 23 minutes of action in 27 of Miami's 28 games ... received the starting nod 16 times, tying Justin Caldwell for the most starts by a rookie in '89-90 ... led all rookies in scoring and was on the UM squad with 8.1 ppg ... finished No. 5 among the nation's independents three-point field goal accuracy with a mark of 46.5% ... shot 7% better from outside the three-point line than on two-point attempts (46.5% to 39.5%) ... had seven points, three steals and four rebounds vs. Maryland-BC in his first collegiate game ... named to the Eastern Airlines Palm Beach Classic all-tournament team after scoring 24 points on eight-of-11 three-pointers ... hit on his first six shots of the game (all three-pointers for a UM record) vs. Boston College was a perfect five-for-five, including three three-pointers, vs. George Mason ... against South Florida-1, was two-of-four from three-point land ... was four-of-six on 3's vs. Kansas and two-of-four vs. Brooklyn College ... in five game stretch from 12/29 to 1/12, was 19-of-28 on three-pointers (.679) ... sparked the UM comeback vs. Davidson by hitting four second half three-pointers en route to scoring 20 of his game-high 23 points ... for the game was seven-of-eight from the field including a perfect five-of-five on three-pointers ... had 12 points, including two-of-three 3's vs. Tulane ... tallied 11 points, six rebounds, three steals and two assists vs. FIU.

**HIGH SCHOOL:** Three-year starter at Essex Catholic Boys High ... led his team to a 21-5 mark and a Northland Hills Conference championship in his senior season ... averaged 19 points, 10 rebounds and three assists per contest ... tallied 439 total points in his final year at Essex including a school-record three-point goal total of over 60 trifectas ... named first-team to all-county, all-area, and all-district rosters while earning a spot on the second-team all-state team ... was an academic honor student during his senior season ... tallied 13 points in New Jersey's North-South All-Star game ... is the only current player on the UM roster from the garden state ... coached in high school by Chuck Colaiacovo.

**PERSONAL:** Enjoys movies, studying and dancing in free time ... full name is Samarr Sylk Logan ... majoring in Business at Miami ... born 1/23/71.


## LOGAN'S CAREER HIGHS


PTS -- 24 vs. Boston College (12/29/89)  
FG -- 8 vs. Boston College (12/29/89)  
FGA -- 12 vs. three opponents  
FG% -- 1.000 vs. George Mason (1/3/90, 5-5)  
3-PT FG -- 8 vs. Boston College (12/29/89)  
3-PT FGA -- 12 vs. three opponents  
3-PT FG% -- 1.000 vs. Davidson (1/10/90, 5-5)  
FT -- 4 vs. three opponents

FTA -- 7 vs. Brooklyn College (1/12/90)  
FT% -- 1.000 vs. Davidson (1/10/90, 4-4)  
REB -- 6 vs. four opponents  
AST -- 3 vs. Arizona State (1/20/90)  
vs. Tulane (3/3/90)  
BLK -- 2 vs. DePaul (1/12/90)  
STL -- 3 vs. four opponents  
MIN -- 37 vs. Florida International (3/6/90)

## LOGAN'S CAREER TOTALS

LOGAN'S CAREER TOTALS																						
3-POINT											REBOUNDS											
YEAR	GP	GS	MIN	AV	FGM	FGA	FG%	FTM	FTA	FT%	OFF	DEF	TOT	AST	ST	BLK	TO	PF	D	PTS	AV	
89-90	27	16	621	23	77	195	.395	40	86	.465	25	41	.610	27	47	74	2.7	19	24	7	34	60.4





# JAKE MORTON

G, 6-2, 190, 21, Junior  
Bowie, Maryland  
Major: Business

13

## 1989-90 TEAM RANKINGS:

- 1st -- Steals (45)
- 2nd -- Games Started (22)
- 2nd -- Field Goals Made (97)
- 2nd -- Three-Point Field Goals Made (32)
- 2nd -- Free Throw Percentage (.778, 77-99)
- 2nd -- Assists (65)
- 3rd -- Minutes Played (26)

**AT MIAMI:** Third-year junior who has developed into a potent scoring threat while also being recognized as one of Miami's top two defensive players (other is Jerome Scott) ... a very consistent and hardworking player who has become a team leader and floor general for the 'Canes ... earned Miami's "Hustle Award" for '89-90 ... signed a national letter of intent to attend Miami in April of 1988 ... is the only player on the Hurricane squad from the state of Maryland.

**AS A SOPHOMORE IN 1988-89:** Was one of two players to appear in all 28 games (along with Joe Wylie), starting 22 contests ... was Miami's second-leading scorer with an 11.0 ppg average ... led the 'Canes in steals with 45 and was second in three-point goals with 38 ... hit for 23 points in Miami's 87-82 win over Dayton ... hit 11 of 12 free throws, including five of six in overtime, vs. George Mason ... had been very cold from three-point range for four game stretch (1/6-15) hitting just four of 23 attempts (.174), but was deadly inside the tri-fecta stripe, connecting on 13 of 21 two-point shots (.619) ... was taken out of the starting lineup vs. FSU-1 and responded off the bench with a career-high 25 points, including three of four three-pointers, five rebounds, three assists and three steals ... fouled out of the FSU-1 game with 9.6 seconds left in regulation and instantly became the fifth coach on the UM bench ... was back in the starting lineup vs. Arizona State and led the 'Canes in scoring in four of next six games with 16 (ASU), 16 (Notre Dame), 13 (DePaul) and 24 (North Carolina) ... hit on six of 11 three-pointers vs. the Heels ... hit both ends of a one-and-one with three seconds remaining to build Miami's lead to 62-59 vs. Florida.

**AS A FRESHMAN IN 1988-89:** Appeared in 29 contests, receiving the starting nod in 20 games ... split time as the starting two-guard with former 'Cane Levertis Williams during rookie year ... moved into a starting role on the merits of his intense work on the defensive end ... averaged 16 minutes of PT per outing ... was third on the UM squad with 40 steals ... had an excellent outing vs. Old Dominion in the Chaminade Christmas Classic, (a 77-76 UM win), when he fired in 12 points, including two-of-three from three-point land, while adding four rebounds, one assist, one steal and no turnovers ... tallied 14 points vs. Stanford while holding the Cardinal's All-American Todd Lichti to just 11 points, well below the Pac-10's all-time leading scorer's average of over 24 ppg ... hit for a personal high 16 points vs. Brigham Young on six-of-eight from the field, including four-of-five trifectas ... equaled that total two games later with a sweet 16 vs. Tennessee Tech ... Miami was 4-1 when Morton scored in double figures.

**HIGH SCHOOL:** Two-year starter while a member of varsity squad for three seasons at Gonzaga High School in Washington, DC ... helped his team to records of 24-6 during his senior year, 16-16 in his junior season and 29-3 and a No. 5 national ranking in his sophomore campaign ... led his team to championships of the prestigious Bluegrass Tournament in Louisville, KY (16-team tourney) and the Alhambra Tournament in Cumberland, MD (8-team tourney) ... averaged 14 points and seven rebounds per game his junior year and 20.1 points and 5.2 rebounds per contest in his senior season ... a deadly threat from the perimeter, averaged 57% on two-point field goals and an even 50% from beyond the three-point stripe ... recorded the fewest turnovers on his squad with just 52 TO's in 30 games ... voted to all-star teams by both the Washington Post and Washington Times ... played against fellow UM sophomore Jerome Scott in the preliminary round of the 1988 McDonald's Capital Classic where he was ranked as one of the top 13 players for the Capital All-Stars ... coached in high school by Dick Myers.

**PERSONAL:** Full name is Jacob Samuel Morton ... enjoys fishing and swimming ... nicknamed "Jake the Snake" ... majoring in business at Miami ... born 4/21/69.


## MORTON'S CAREER HIGHS

PTS -- 25 vs. Florida State (1/18/90)  
FG -- 9 vs. North Carolina (2/5/90)  
FGA -- 18 vs. North Carolina (2/5/90)  
FG% -- .800 vs. Savannah State (3/2/89, 4-5)  
3-PT FG -- 6 vs. North Carolina (2/5/90)  
3-PT FGA -- 11 vs. North Carolina (2/5/90)  
3-PT FG% -- .800 vs. Brigham Young (2/4/89, 4-5)  
vs. Stanford (1/16/89, 4-5)  
FT -- 11 vs. George Mason (1/3/90)


FTA -- 12 vs. George Mason (1/3/90)  
FT% -- 1.000 vs. Maryland-BC (11/27/89, 6-6)  
vs. Dayton (12/6/89, 6-6)  
REB -- 6 vs. Mercer (2/3/90)  
AST -- 7 vs. Brooklyn College (1/12/90)  
BLK -- 1 vs. four opponents  
STL -- 5 vs. Lehigh (12/27/89)  
MIN -- 40 vs. George Mason (1/3/90)

## MORTON'S CAREER TOTALS

YEAR	GP-GS	MIN-AV	FGM-FGA	FG%	3-POINT		FTM-FTA	FT%	REBOUNDS				ST	BLK	TO	PF-D	PTS-AV
					FGM-FGA	FG%			OFF	DEF	TOT-AV	AST					
88-89	29-20	482-16	59-138	.428	26-70	.371	27-40	.675	14	28	42-1.4	35	40	2	36	74-3	171-5.9
89-90	28-22	748-26	97-247	.393	38-122	.311	77-99	.778	26	43	69-2.5	65	45	2	63	76-4	309-11.0
<b>Totals</b>	<b>57-42</b>	<b>1210-42</b>	<b>156-385</b>	<b>.405</b>	<b>64-192</b>	<b>.333</b>	<b>104-139</b>	<b>.748</b>	<b>40</b>	<b>71</b>	<b>111-1.9</b>	<b>100</b>	<b>85</b>	<b>4</b>	<b>99</b>	<b>150-7</b>	<b>480-8.4</b>







## JOSEPH RANDON

F, 6-4, 210, 20, Junior

Rosenberg, Texas

Major: Business

4

### 1989-90 TEAM RANKINGS:

2nd -- Rebounding Average (3.3 rpg)

4th -- Field Goal Percentage (.438, 35-80)

**AT MIAMI:** Third-year junior who be will looked upon to provide much needed strength on the boards and offensive firepower in 1990-91 ... has a tremendous wingspan (nearly seven feet from fingertip to fingertip) and is a great leaper ... has good shot-blocking instincts and tends to play much bigger than 6-4 ...

signed a national letter of intent to attend Miami in April of 1988 ... is the one of three Hurricanes from the state of Texas along with Justin Caldwell and Hammie Ward.

**AS A SOPHOMORE IN 1989-90:** Appeared in 18 games with seven starting roles at the "4" position ... fired in 10 points, including two-of-three three-pointers while adding four steals vs. Baptist ... led Miami with a career-best 12 rebounds and two blocks in the 'Canes 87-82 win over Dayton ... recorded his third straight double-figure game and tied a career-high with 15 points vs. Alabama State ... also added eight rebounds vs. the Hornets ... tallied 10 points on five-of-seven from the field and pulled down seven rebounds vs. Lehigh ... sat out four straight games (2/3-12) and returned in strong fashion for the Central Connecticut game by scoring 11 points and pulling down five rebounds.

**AS A FRESHMAN IN 1988-89:** Developed into a key player earning four starting assignments ... most duty came when spelling former 'Canes Eric Brown or Dennis Burns ... played in 30 games while starting four ... an excellent shooter who knocked in 53.6% of his shots ... had four points, three rebounds and two assists in 12 minutes of action in his first collegiate game vs. Maryland-Eastern Shore ... had a 12-point effort vs. Long Island on perfect three-for-three from the field and six-of-six from the charity stripe ... also added six rebounds in his 17 minutes vs. the Blackbirds ... was in the lineup for tipoff in the final two games of the Chaminade Christmas Classic vs. Eastern Illinois and Old Dominion where his two game totals reached 11 points, 12 rebounds, four assists and three steals ... had 14 points on four of six FG's and six of seven FT's vs. Pennsylvania ... put together three games in double figures vs. Providence (11 pts.), Marquette (11 pts.) and New Mexico (15 pts.) when Joe Wylie and Mark Richardson were sidelined with injuries ... 15 pts. vs. the Lobos and eight boards vs. the Warriors were career highs ... other double figure game came vs. Texas when he tallied 11 points on three of four FG's and five of six FT's while adding four rebounds and two steals in just 10 minutes of action.

**HIGH SCHOOL:** Three-year starter as a guard/forward swingman ... in senior year, led Terry High School to a 28-7 record and the 25-5A District Championship, considered one of the top three districts in Texas ... Terry was 25-7 (district runner-up) his junior season and 21-9 during his sophomore campaign ... led district in scoring (23.3 ppg), assists (7.4 apg) and was second in rebounds (9.6 rpg) ... was a unanimous choice as district Most Valuable Player ... also earned second-team All-Greater Houston and third-team Texas HS Sportswriters All-State kudos ... coached in high school by Fletcher Walker.

**PERSONAL:** Full name is Joseph Renwick Randon ... enjoys fishing, dancing and hunting in free time ... born 12/15/69.

### RANDON'S CAREER HIGHS

PTS -- 15 vs. New Mexico (2/1/89)

vs. Alabama State (12/16/89)

FG -- 6 vs. New Mexico (2/1/89)

vs. Alabama State (12/16/89)

FGA -- 14 vs. Alabama State (12/16/89)

FG% -- 1.000 vs. South Florida (2/18/89, 4-4)

3-PT FG -- 2 vs. Baptist (12/1/89)

3-PT FGA -- 3 vs. Baptist (12/1/89)

3-PT FG% -- .667 vs. Baptist (12/1/89, 2-3)

FT -- 6 vs. three opponents

FTA -- 8 vs. Baptist (12/1/89)

FT% -- 1.000 vs. Long Island (12/16/88,

6-6)

REB -- 12 vs. Dayton (12/6/89)

AST -- 6 vs. Maryland-BC (11/27/89)


BLK -- 2 vs. Dayton (12/6/89)


STL -- 4 vs. Baptist (12/1/89)

MIN -- 35 vs. Alabama State (12/16/89)

### RANDON'S CAREER TOTALS

YEAR	GP-GS	MIN-AV	FGM-FGA	FG%	3-POINT		FTM-FTA	FT%	REBOUNDS										PF-D	PTS-AV
					FGM-FGA	FG%			OFF	DEF	TOT-AV	AST	ST	BLK	TO					
88-89	30-4	356-12	60-112	.536	0-3	.000	43-71	.606	34	50	84-2.8	25	18	4	38	54-2	163-5.4			
89-90	18-7	292-16	35-80	.438	4-13	.308	21-36	.583	30	30	60-3.3	26	27	4	34	39-3	95-5.3			
Totals	48-11	648-14	95-192	.495	4-16	.250	64-107	.598	64	80	144-3.0	51	45	8	72	93-5	258-5.4			





# JOE ROSS

C, 6-11, 235, 23, Senior  
Ypsilanti, Michigan  
Major: Business

# 33

**AT MIAMI:** Fifth-year senior who will vie for playing time at the center position ... is the only 'Cane to have been with the program since 1986-87 ... strong showings by Ross would enable Joe Wylie to play at No. 4 and greatly increase the strength of the 'Canes' front line ... has made steady improvement since joining the UM squad in 1986 despite incurring heavy setbacks with two knee surgeries ... has a solid shooting touch around the basket and one of the best three-point shots on the UM squad ... is the tallest player on the Miami squad ... the only current Hurricane from the state of Michigan.

**AS A JUNIOR IN 1989-90:** Appeared in eight contests at an average of four minutes of playing time ... developed a strong following both at home and on the road ... did not see action through the first 10 games of the season ... was greeted at each UM home game, and during a road trip to South Florida (Tampa, FL) with cheers of "We want Ross!" and with T-Shirts emblazoned with "Air Ross" worn by members of Miami's national championship football team ... received a standing ovation when entering the Brooklyn College contest ... got his second standing "O" while entering the contest with three minutes remaining and kept them up by drilling a three-point shot (22 feet) with 1:03 on the clock ... finished the contest one-of-one from the field for three points while adding two rebounds in three minutes of action, an outing that earned him "Player of the Game" honors by SportsChannel Florida ... continued his three-point barrage vs. Notre Dame when he hit on two-of-three trifectas while pulling down four rebounds in 11 minutes of PT ... Miami vs. Florida served as an unofficial "Joe Ross Night" as nearly 100 fans donned Ross masks for Miami's 62-59 come-from-behind win.

**AS A SOPHOMORE IN 1988-89:** Saw limited action, appearing in just five contests, averaging four minutes per outing...most playing time came against Stanford following Mark Richardson's ankle injury when Ross tallied six points and one rebound in 15 minutes of action...other appearances came vs. Maryland-Eastern Shore, Bethune-Cookman, Long Island and Marquette.

**AS A FRESHMAN IN 1987-88:** Underwent arthroscopic knee surgery at the beginning of fall practice and saw limited action in 16 games...best overall outing as a collegian came in Miami's 110-82 loss against Purdue in the championship game of the Eastern Airlines Palm Beach Classic, Ross scored 14 points (4 of 4 from the floor and 6 of 6 from the charity stripe) and grabbed 5 rebounds in 16 minutes...connected on his first 11 free throws of the year finishing 11 of 14 (78.6%)...averaged just four minutes per contest played...with the same playing time as Horford, stats would add up to over 18 points and seven rebounds per game and 72 blocked shots.

**AS A REDSHIRT IN 1986-87:** Gained valuable experience while facing Horford and Mark Richardson every day in practice...used redshirt season to improve in overall strength from hard work in the weight room...also showed considerable progress on the floor, gaining confidence while making the adjustment to major college basketball...suffered a knee injury which caused him to miss the final few weeks of the season.

**HIGH SCHOOL:** Averaged 16.7 points and 13.1 rebounds as a senior at Lincoln High School...led team to its first conference title in 20 years...team also captured district title...earned team "MVP" honors in final two prep campaigns...established school records for career blocked shots and rebounds...voted third-team all-state while earning all-conference, all-area, and all-region honors...led team to an 18-4 record as senior and 17-5 mark the year before...coached by Bob Rowley.

**PERSONAL:** Full name is Joseph Allen Ross...signed a national letter of intent with the UM in the spring of 1986...majoring in Business at the UM...born 6/7/67.


## ROSS'S CAREER HIGHS

PTS -- 14 vs. Purdue (12/30/87)  
FG -- 4 vs. Purdue (12/30/87)  
FGA -- 7 vs. Notre Dame (1/27/90)  
FG% -- 1.000 vs. Purdue (12/30/87, 4-4)  
3-PT FG -- 2 vs. Notre Dame (1/27/90)  
3-PT FGA -- 3 vs. Notre Dame (1/27/90)  
3-PT FG% -- .667 vs. Notre Dame (1/27/90, 2-3)  
FT -- 6 vs. Purdue (12/30/87)


FTA -- 6 vs. Purdue (12/30/87)  
FT% -- 1.000 vs. Purdue (12/30/87, 6-6)  
REB -- 5 vs. Purdue (12/30/87)  
AST -- 1 vs. five opponents  
BLK -- 1 vs. several opponents  
STL -- 1 vs. Purdue (12/30/87)  
MIN -- 16 vs. Purdue (12/30/87)

## ROSS'S CAREER TOTALS

YEAR	GP-GS	MIN-AV	FGM-FGA	FG%	3-POINT		FTM-FTA	FT%	REBOUNDS		AST	ST	BK	TO	PF-D	PTS-AV
					FGM-FGA	FG%			OFF	DEF						
87-88	16-0	67-4	12-25	.480	1-3	.333	11-14	.786	1	13	14-0.9	2	2	5	12	36-2.3
88-89	5-0	22-4	2-6	.333	0-2	.000	4-4	1.000	1	1	2-0.4	1	0	0	2	8-1.6
89-90	8-0	33-4	6-16	.375	3-8	.375	0-0	.000	1	12	13-1.6	2	0	0	3	10-0
<b>Totals</b>	<b>29-0</b>	<b>122-4</b>	<b>20-47</b>	<b>.426</b>	<b>4-13</b>	<b>.308</b>	<b>15-18</b>	<b>.833</b>	<b>3</b>	<b>26</b>	<b>29-1.0</b>	<b>5</b>	<b>2</b>	<b>5</b>	<b>17</b>	<b>59-2.0</b>







## JEROME SCOTT

G, 6-3, 180, 21, Junior  
Great Falls, Virginia  
Major: Business

# 44

### 1989-90 TEAM RANKINGS:

3rd -- Games Played (27)  
3rd -- Scoring Average (8.9 ppg)  
3rd -- Assists (54)

**AT MIAMI:** Third-year junior who has steadily developed into key factor in the UM's backcourt ... considered one of the top two defenders, (with Jake Morton), on the UM squad ... has a very explosive first step and likes to push the ball up court and

penetrate ... complements his aggressiveness with excellent ability to dish off and can be deadly from three-point range ... voted Miami's "Most Improved Player" and "Outstanding Defender" in '89-90 ... signed a national letter of intent to come to Miami in April of 1988 ... is the only Hurricane from the state of Virginia.

**AS A SOPHOMORE IN 1989-90:** Developed into a major asset at both the "1" and "2" guard positions despite previously never having played the point and became Miami's most potent backcourt scorer ... had a then personal-best in his first start vs. George Mason as former Head Coach Bill Foster started all D.C. area players ... tallied 18 points, including three trifectas and four overtime points, while adding five rebounds, two assists and four steals ... had a potential gamewinner waived off at the regulation buzzer ... vs. Kansas, notched 10 points on five-of-seven shooting from the field while adding four assists in just 14 minutes of action ... was a perfect two-of-two, including a three-pointer, for five overtime points vs. Florida State-1 ... received his second starting nod of the season vs. Mercer in place of an ill Thomas Hocker and responded by leading Miami with 12 points, two assists and three steals ... kept the starting slot the rest of the season ... vs. North Carolina, drew the praise of UNC Coach Dean Smith by totaling 12 points and career-high 10 assists ... scored in double figures for the third straight game vs. Davidson with 12 points while adding two steals and two assists while being tagged with just one turnover ... led Miami in scoring for the second time with 14 points vs. Central Connecticut ... was Miami's No. 2 scorer vs. both FSU-2 (15 points) and Florida (12 points) ... also added four steals and four rebounds against the Gators and hit a key three-pointer as Miami stormed back from a 13-point deficit in the final 5:27 ... led the UM vs. Providence with first 20-point outing while adding four assists and six boards ... hit for another 20 points vs. Tulane while adding four assists ... led Miami with a personal high 22 points vs. FIU while dishing out six assists ... as a starter in the final 12 games, Scott averaged 14.9 points while tallying 37 assists, 19 steals and just 15 turnovers in 33 minutes of average PT.

**AS A FRESHMAN IN 1988-89:** Saw action in 17 contests, averaging seven minutes per outing ... picked up four points, four rebounds and one assist in 15 minutes of action in his first collegiate game vs. Maryland-Eastern Shore ... tallied six points vs. UCLA ... had five points, including his first career three-pointer, one assist and one steal in ten minutes against Bethune-Cookman ... shot a perfect two-for-two from three-point land for six points in Miami's win over Pennsylvania in the first round of the Eastern Airlines Palm Beach Classic ... scored a then career-high 12 points and pulled down three rebounds in 12 minutes vs. Virginia Commonwealth ... had three steals and one assist in five minutes vs. Florida Atlantic.

**HIGH SCHOOL:** Three-year starter at South Lakes High School ... led his team to records of 21-1 during his senior year, 19-5 in his junior season and 16-7 in sophomore campaign (56-13 overall) ... South Lakes was the Great Falls District Champion three straight years and advanced to regional play four years straight ... voted first-team all-district and all-northern region and second-team all-metropolitan ... senior year statistics include averaging 22 points, five assists and four steals per game ... shot 45% on two-point field goals, 38% on three-pointers and 85% from the free-throw line ... broke Michael Jackson's (who starred at Georgetown and is now with the NBA's Sacramento Kings) South Lakes career scoring mark of 1,197 with 1,286 career points ... played against fellow 'Cane Jake Morton in the preliminary round of the 1988 McDonald's Capital Classic ... coached in high school by Wendell Byrd.

**PERSONAL:** Full name is Jerome Andrew Scott ... enjoys tennis, fishing and bowling ... nicknames are "Icewater" and "Scotty" ... majoring in business at Miami ... born 9/26/69.


### SCOTT'S CAREER HIGHS

PTS -- 22 vs. Florida International (3/6/90)  
FG -- 8 vs. Florida International (3/6/90)  
FGA -- 19 vs. Providence (2/21/90)  
FG% -- .714 vs. Kansas (1/10/90, 5-7)  
3-PT FG -- 4 vs. Providence (2/21/90)  
3-PT FGA -- 9 vs. Providence (2/21/90)  
3-PT FG% -- 1.000 vs. Pennsylvania (12/28/88, 2-2)  
FT -- 6 vs. Davidson (2/10/90)  
vs. Florida International (3/6/90)

FTA -- 8 vs. Florida International (3/6/90)  
FT% -- 1.000 vs. Davidson (6-6)  
REB -- 6 vs. Providence (2/21/90)  
AST -- 10 vs. North Carolina (2/5/90)  
BLK -- 2 vs. Central Connecticut (2/15/90)  
STL -- 4 vs. George Mason (1/3/90)  
vs. Providence (2/21/90)  
MIN -- 38 vs. Mercer (2/3/90)

### SCOTT'S CAREER TOTALS

YEAR	GP-GS	MIN-AV	FGM-FGA	FG%	3-POINT		FTM-FTA	FT%	REBOUNDS		ST	BK	TO	PF-D	PTS-AV		
					FGM-FGA	FG%			TOT-AV	AST							
88-89	17-0	124-7	19-53	.358	6-18	.333	11-21	.524	8	12	20-1.2	10	8	2	17	19-0	55-3.2
89-90	27-13	564-20	89-207	.430	19-62	.306	43-65	.662	10	46	56-2.1	54	32	2	37	44-0	240-8.9
Totals	44-13	688-15.6	108-260	.415	25-80	.313	54-86	.628	18	58	76-1.7	64	40	4	54	63-0	295-6.7





## PAUL SHIPE

F, 6-5, 200, 19, Freshman

Kissimmee, Florida

Major: Business


20

**AT MIAMI:** Second-year freshman who will be competing in his first year of eligibility following a redshirt year due to injuries ... has extremely hard work habits both on and off the court ... a very intelligent player who is always around the ball ... has excellent leaping ability and good anticipation ... signed a national letter of intent to come to Miami in the fall of 1988 ... joins Trevor Burton as the two current Hurricanes from the state of Florida.

**AS A REDSHIRT IN 1989-90:** Saw just one minute of action (vs. Baptist) before ankle injuries sidelined him for the remain-

der of the season ... rehabilitation has him back at 100% and will return in 1990-91 as a redshirt frosh. **HIGH SCHOOL:** Osceola Senior High ... three-year starter who is just beginning to tap his physical basketball skills ... averaged 18 points, 11 rebounds and three assists per game in leading his squad to a 25-9 record and a District 3-A championship ... hit on 55% of his field goal attempts and 76% of his shots from the charity stripe ... his team finished fourth in the prestigious Great 40 Shootout that includes several of the country's top HS teams ... was voted first-team all-conference and all-area ... tallied 12 points in the Florida North/South All-Star game ... also played HS baseball, positioned at first base ... joins fellow freshman Trevor Burton as the two current Miami players from the state of Florida ... coached in high school by Ed Kershner.

**PERSONAL:** Enjoys fishing and golf in free time ... full name is Paul Egan Shipe ... majoring in business ... born 4/5/71.



## HAMMIE WARD

F, 6-8, 200, 20, Sophomore

Houston, Texas

Major: Business

23

**AT MIAMI:** Second-year sophomore who has shown flashes of becoming a dominant inside collegiate player ... an excellent athlete who is just scratching the surface of his basketball skills ... runs the court extremely well and is aggressive defensively ... signed a national letter of intent to come to Miami in the spring of 1989 ... is joined by Joseph Randon and Justin Caldwell as the three Hurricanes from the state of Texas.

**AS A FRESHMAN IN 1989-90:** Appeared in 23 contests while receiving the starting nod in three games (Florida State-1, DePaul-1 and Central Connecticut) ... averaged nine minutes of

playing time per game in relieving Joe Wylie at the center position ... top scoring outings were back-to-back eight point efforts vs. DePaul-1, when he added four rebounds before fouling out after 16 minutes, and Mercer when he hit on four-of-four from the field ... best rebounding effort was a five-board performance vs. Central Connecticut in 24 minutes of action ... young aggressiveness showed up on the box score as being prone to fouls with 51 personals in 212 minutes.

**HIGH SCHOOL:** Aldine ... did not compete during his final year of high school as he was ruled to have used four seasons of eligibility following an initial year of course work for a reading disability ... made tremendous improvements while participating in all practice sessions and competed in post-season all-star competition ... first recruited by Miami at the prestigious Basketball Congress International Tournament in Houston where he was voted "MVP" of his team and was selected as a member of the Houston Gold squad, along with UM teammate Justin Caldwell, which traveled to tournaments in Lubbock, TX and Los Angeles, CA ... coached in high school by Rich Delgado.

**PERSONAL:** Hobbies include movies and reading ... full name is Hammie Ward, III ... majors in business ... born 6/3/70.

### WARD'S CAREER HIGHS

PTS -- 8 vs. DePaul (1/29/90)

vs. Mercer (2/3/90)

FG -- 4 vs. Mercer (2/3/90)

FGA -- 6 vs. DePaul (1/29/90)

vs. Central Connecticut (2/15/90)

FG% -- 1.000 vs. Mercer (2/3/90, 4-4)

3-PT FG -- 0

3-PT FGA -- 0

3-PT FG% -- .000

FT -- 3 vs. Brooklyn College (1/12/90)

FTA -- 5 vs. Brooklyn College (1/12/90)

FT% -- 1.000 vs. Central Connecticut (2/15/90, 2-2)

REB -- 5 vs. Central Connecticut (2/15/90)

AST -- 2 vs. DePaul (1/29/90)

BLK -- 2 vs. Kansas (1/10/90)


vs. Brooklyn College (1/12/90)

STL -- 2 vs. Central Connecticut (2/15/90)


MIN -- 24 vs. Central Connecticut (2/15/90)

### WARD'S CAREER TOTALS

YEAR	GP-GS	MIN-AV	FGM-FGA	FG%	FGM-FGA	FG%	FTM-FTA	FT%	OFF DEF	TOT-AV	AST	ST	BK	TO	PF-D	PTS-AV
89-90	23-3	212-9	19-48	.396	0-0	.000	13-24	.542	14	19	33-1.4	5	5	9	23	51-2.2







# JOE WYLIE

## C, 6-9, 210, 22, Senior

### Washington, DC

#### Major: Broadcast Communications

# 15

#### 1989-90 TEAM RANKINGS:

- 1st -- Scoring Average (18.4 ppg)
- 1st -- Rebounding Average (9.5 rpg)
- 1st -- Field Goal Percentage (48.8%)
- 1st -- Blocked Shots (32)
- 1st -- Games Played (28)
- 1st -- Games Started (27)
- 1st -- Average Minutes (34)
- 2nd -- Steals (40)
- 4th -- Assists (38)

**AT MIAMI:** Fourth-year senior who will be the foundation of the UM frontcourt and offensive weaponry in '90-91 ... has developed into one of the most exciting and often dominating players to don a Miami uniform ... is the UM's leading rebounder and leading scorer ... is a tremendous leaper with a vertical jump well over 30 inches ... voted Miami's "Most Valuable Player" for '89-90 ... signed a national letter of intent to attend Miami in April of 1987 ... is joined by Brandon Adams as the two Hurricanes from Washington, DC.

**AS A JUNIOR IN 1988-89:** Appeared in all 28 UM games while leading all 'Canes in starts with 27 ... also led the UM in stats for scoring (18.4 ppg), rebounding (9.5 rpg), field goal percentage (48.8%), blocked shots (32) and playing time 34 mpg ... led the Hurricanes' box score in points in 16 of 28 contests and in rebounding in 24 of 28 games ... topped his previous career high in scoring in each of the first four contests of the season (previous high was 22 points) with games of 31, 27, 26 and 32 points ... dropped off with outings of 6, 14 and 15 points in the next three contests before leading Miami with 24 vs. George Mason, 27 vs. South Florida and 23 vs. Brooklyn College ... pulled down 18 rebounds vs. Alabama State, tying the best mark since the rebirth of the UM program set twice by Tito Horford during 1986-87 (Milwaukee Bucks) ... also had career highs vs. ASU in points (32), blocked shots (3) and steals (5) ... named "NCAA Independent Player of the Week" by leading Miami to a 3-0 start and averaging 28.0 points and 10.0 rebounds per game while shooting 63.6% from the field ... led all players in UM's double-OT win over FSU with 27 points and 15 rebounds in 48 minutes of action, including two clutch free throws that put the game out of reach with two seconds remaining (101-97) ... that FSU game marked his fifth double-double (points-rebounds) of the year and was highlighted by his best outing from the free throw line (nine of 10) ... was shut out in scoring for only the third time in his UM career vs. DePaul-1 when he went zero-of-three from the field ... fired in 19 points and pulled down a game-high 12 rebounds vs. Florida State-2 ... tallied 10 points and recorded nine boards in win over Florida ... led all players vs. South Florida-2 with 24 points and 15 rebounds ... fired in 25 points and pulled in 12 boards vs. Hartford ... reached the 30-point barrier and added 14 rebounds in win over Tulane ... ended the season vs. FIU with 15 points, 10 boards, four assists and three steals.

**AS A SOPHOMORE IN 1988-89:** Quickly developed into a force on the boards as he led the 'Canes with 8.5 rebounds per contest ... led the UM in rebounding in 13 contests and had nine double/doubles in points and rebounds to his credit ... was erratic, yet always very aggressive, in early action, picking up 12 points, four fouls and a game-high 12 rebounds in just 15 minutes of action in season-opening win over Maryland-Eastern Shore ... found his shooting touch vs. Bethune-Cookman when he hit on five-of-six from the field and three-of-four free throws for 13 points ... also added eight rebounds vs. the Wildcats ... had a strong outing vs. much taller Duke when he fired in 17 points while leading Miami with 10 rebounds ... had 14 boards, including nine in the first half, in his first career start (replacing injured Mark Richardson) vs. Long Island ... also hit on five-of-six field goals en route to 14 points vs. the Blackbirds ... followed up with 14 points and 10 rebounds vs. Florida ... fired in 20 points while pulling down 12 rebounds vs. Eastern Illinois at the Chaminade Christmas Classic ... had 12 points and five rebounds in 19 minutes vs. Georgetown's Alonzo Mourning while playing with a broken foot that forced him to the sidelines for the following six contests ... returned with two double/doubles: 11 points and 12 rebounds vs. BYU and 17 points and 13 rebounds vs. South Florida ... hit for a career-high 22 points on 11-of-16 field goals vs. Tennessee Tech ... had a UM season-high 16 rebounds vs. Oral Roberts while firing in 11 points ... Miami was 11-5 when Wylie scored in double figures and 6-3 when he recorded a double/double ... Miami was 8-3 following the return of Wylie from the injured list.

**AS A FRESHMAN IN 1987-88:** Sat out the entire 1987-88 campaign as per NCAA Bylaw 5-1 (j), formerly Proposition 48 ... used the time to make tremendous strides in his physical size, adding two inches and ten pounds to his frame.

**HIGH SCHOOL:** One-year starter at Woodrow Wilson High School ... team captain ... as a senior, was selected for all-metropolitan, all-american and all-inter high honors ... led Woodrow Wilson to a 10-11 record averaging 24.7 points, 12.6 rebounds and 6.1 assists per game ... named team's Most Valuable Player ... participated in the 1987 McDonald's Capital Classic All-Star game ... member of the D.C. All-Star team ... as a junior, scored 15 points and grabbed seven rebounds per roundball contest ... coached in high school by Bill Powell.

**PERSONAL:** Full name is Joseph Jay Wylie ... majoring in broadcast communications at Miami ... born 2/10/68.


#### WYLIE'S CAREER HIGHS

- PTS -- 32 vs. Alabama State (12/16/89)
- FG -- 14 vs. Tulane (3/3/90)
- FGA -- 22 vs. Tulane (3/3/90)
- FG% -- .875 vs. Savannah State (3/2/89, 7-8)
- 3-PT FG -- 1 vs. six opponents
- 3-PT FGA -- 2 vs. Florida (12/19/88)
- Arizona State (1/20/90)
- 3-PT FG% -- 1.000 vs. five opponents (1-1)

- FT -- 9 vs. Rutgers (1/3/89)
- vs. Florida State (1/18/90)
- FTA -- 15 vs. Rutgers (1/3/89)
- FT% -- .900 vs. Florida State (1/18/90, 9-10)
- REB -- 18 vs. Alabama State (12/16/89)
- AST -- 4 vs. three opponents
- BLK -- 3 vs. four opponents
- STL -- 5 vs. Alabama State (12/16/89)
- MIN -- 48 vs. Florida State (1/18/90)

#### WYLIE'S CAREER TOTALS

YEAR	GP-GS	MIN-AV	FGM-FGA	FG%	3-PT FGM-FGA	3-PT FG%	FTM-FTA	FT%	OFF	DEF	TOT-AV	AST	ST	BLK	TO	PF-D	PTS-AV
88-89	25-7	553-22	105-202	.520	3-6	.500	55-104	.529	68	145	213-8.5	44	18	15	57	74-4	268-10.7
89-90	28-27	971-34	210-430	.488	3-11	.273	91-153	.595	89	177	266-9.5	38	40	32	92	78-0	514-18.4
Totals	53-34	1524-56	315-632	.498	6-17	.353	146-257	.568	157	322	479-9.0	82	58	47	149	152-4	782-14.8




## CHEERLEADERS




(Left to Right) Back Row -- Coach Dan Reynolds, Eric Van DeVlugt, Charles Davis, Rob Pritchard, Len Meriwether, Bill Tigano. Front Row -- Kim Turenne, Luann Guzzo, Julie Russell, Maytee Benetiz, Pam Morgan, Jennifer Smith.

## SUNSATIONS



(Left to Right) Back Row -- Mary Castano, Jenni Twilley, Christina Espinosa. Middle Row -- Nikki Ippolito, Heather Eubank, Janet Mosaku. Front Row -- Julia Harum, Jane Monreal, Christine Frese.





# GEORGE MASON PATRIOTS

NOVEMBER 23, 1990  
7:30 P.M. (EST)  
MIAMI ARENA  
MIAMI, FLORIDA



## GENERAL INFORMATION

Location: Fairfax, Va  
Enrollment: 19,747  
Conference: Colonial Athletic Association  
Nickname: Patriots  
Colors: Green and Gold  
Home Arena: Patriot Center  
Capacity: 10,000  
All-Time Record vs. UM: 0-1  
1989-90 Overall Record: 20-12  
1990 Post Season Play: 1-1 in CAA

## PERSONNEL INFORMATION

President: Dr. George W. Johnson  
Athletic Director: Jack Kvancz  
Sports Information Director: Carl L. Sell, Jr.  
SID Office Phone: (703) 323-2321  
SID Mailing Address: 105 Fieldhouse, 4400  
University Dr, Fairfax, VA 22030-4444  
Home Phone: (703) 765-8708  
FAX Phone: (703) 764-6241  
Press Row Phone: (703) 323-2830

## 1989-90 RESULTS (20-12)

Opponent	W-L	Score
MT. SAINT MARY'S	W	73-70
Marist	L	71-77
PACIFIC	L	58-66
JACKSON STATE	W	92-87
Penn State	L	69-71
WIDENER	W	61-44
SANTA CLARA	W	69-67
Radford University	W	82-62
MARYLAND	L	86-104
EAST CAROLINA	W	79-63
COPPIN STATE	W	74-59
George Washington	L	74-87
MIAMI	L (OT)	91-101
UNC-Wilmington	W	66-60
East Carolina	W	63-56
NC-WESLEYAN	W	94-79
RICHMOND	L	73-87
William and Mary	W	89-80
AMERICAN	W	58-48
Navy	W	81-77
JAMES MADISON	L	69-70
VA. C'WEALTH	W	71-68
UNC-WILMINGTON	W	78-71
EAST CAROLINA	W	76-56
Richmond	L	64-86
Old Dominion	L	82-87
WILLIAM AND MARY	W	83-78
American	L	70-76
James Madison	W	68-62
NAVY	W	75-70
East Carolina	W	66-62
James Madison	L	75-88

## 1990-91 SCHEDULE

Nov.	6	HIGH FIVE AMERICA
	15	CZECHOSLOVAKIA SPARTA CLUB
	23	Miami
	26	East Tennessee State
Dec.	4	Mount Saint Mary's
	7	BRIGHAM YOUNG TOURNAMENT
		George Mason vs. St. Johns
		Brigham Young vs. Eastern Kentucky
	15	EAST TENNESSEE STATE
	17	COASTAL CAROLINA
	19	NORTHEASTERN
	28	OLDSMOBILE SPARTAN CLASSIC
		Louisiana Tech vs. Coastal Carolina
		George Mason vs. Michigan State
Jan.	2	Virginia Commonwealth
	7	Richmond
	9	WILLIAM AND MARY
	12	N. Carolina Wilmington
	14	East Carolina
	19	NAVY
	23	AMERICAN
	26	James Madison
Feb.	2	RICHMOND
	6	William and Mary
	9	N. CAROLINA WILMINGTON
	11	EAST CAROLINA
	14	OLD DOMINION
	16	Navy
	20	American
	23	JAMES MADISON
Mar.	2	CAA TOURNAMENT

Home Games in CAPS

## HEAD COACH ERNIE NESTOR

Alma Mater: Alderson-Broadus, '68  
Basketball Office Phone: (703) 323-2097  
Best Time To Call: Weekdays 9 a.m.-noon  
Year as Head Coach: Third  
Overall Collegiate Record: 40-23  
Year at George Mason: Third  
Record at George Mason: 40-23



Ernie Nestor



Robert Dykes

## ASSISTANT COACHES

Name	Alma Mater/Year
Herb Krusen	East Carolina, '80
Jeff Williams	Howard, '87
Brian Miller	George Mason, '88
Darin Satterthwaite	George Mason, '88

## STARTERS RETURNING (3)

Name	Pos	Ht	Wt	Class	Pts	Reb	Ast
Robert Dykes	F	6-7	225	Sr.	17.1	8.5	0.8
Mike Hargett	G	5-10	165	Jr.	15.3	2.6	3.1
Byron Tucker	C	6-10	215	Jr.	11.5	7.6	0.2

## STARTERS LOST (2)

Name	Pos	Ht	Wt	Class	Pts	Reb	Ast
Steve Smith	G	6-3	170		12.9	3.6	4.1
Kevin Smith	F	6-6	215		3.5	3.3	0.7

## ADDITIONAL LETTERMEN RETURNING (7)

Name	Pos	Ht	Wt	Class	Pts	Reb	Ast
Mitch Madden	F	6-5	215	Jr.	6.1	2.7	0.7
Jamel Perkins	G	5-10	160	So.	3.1	1.2	1.6
Danny Deane	F	6-6	215	Sr.	2.4	1.6	0.3
Henri Abrams	C	6-11	210	So.	0.9	1.4	0.0
Kenny Johnson	F	6-6	210	So.	1.0	0.8	0.2
Troy Jackson	G	6-4	185	So.	0.3	0.1	0.3
Steve Moran	G	6-4	200	Sr.	0.8	0.4	0.3

## ADDITIONAL LETTERMEN LOST (1)

Name	Pos	Ht	Wt	Class	Pts	Reb	Ast
Chuck Broadnax	F	6-4	215		6.0	2.6	1.5

## TOP NEWCOMERS

Name	Pos	Ht	Wt	Class	Hometown/High School or JC
Paul Arthur	G-F	6-4	185	Fr.	Birmingham, MI/Brother Rice
Ralph Malone	G	6-0	175	Fr.	Jackson, MS/Murrah
Andrew Fingall	F	6-7	190	Fr.	Scott Plains, NJ/Union Catholic

# PENN STATE NITTANY LIONS



## PennState

**NOVEMBER 27, 1990**  
**7:30 P.M. (EST)**  
**REC HALL**  
**UNIVERSITY PARK, PA**

### GENERAL INFORMATION

**Location:** University Park, PA  
**Enrollment:** 29,000  
**Conference:** Atlantic 10  
**Nickname:** Nittany Lions  
**Colors:** Blue and White  
**Home Arena:** Rec Hall  
**Capacity:** 6,846  
**All-Time Record vs. UM:** 1-0  
**1989-90 Overall Record:** 25-9  
**1990 Post Season Play:** 1-1 in Atlantic 10  
4-1 in NIT

### 1989-90 RESULTS (25-9)

Opponent	W-L	Score
JUNIATA	W	64-26
VERMONT	W	82-57
BRIGHAM YOUNG	W	82-72
GEORGE MASON	W	71-69
TEMPLE	W	61-59
Alabama Birmingham	L	57-80
SW. Texas State	W	62-37
Arizona	L	55-74
Wake Forest	W	67-63
Rhode Island	L	61-71
Massachusetts	L	52-64
ST. BONAVENTURE	W	93-61
Duquesne	W	64-56
MASSACHUSETTS	W	74-71
Rutgers	L	59-61
St. Bonaventure	W	73-59
GEO. WASHINGTON	W	77-69
ST. JOSEPH'S	W	61-53
Temple	L	53-61
RUTGERS	W	80-69
George Washington	W	72-64
WEST VIRGINIA	W	64-61
West Virginia	L	71-79
DUQUESNE	W	76-58
George Washington	W	83-72
Massachusetts	L	59-64
Marquette	W	57-54
Maryland	W	80-78
Rutgers	W	58-55
Vanderbilt	L	62-75
New Mexico	W	83-81

**JANUARY 25, 1991**  
**7:30 P.M. (EST)**  
**MIAMI ARENA**  
**MIAMI, FLORIDA**

### PERSONNEL INFORMATION

**President:** Dr. Joab Thomas  
**Athletic Director:** Jim Tarman  
**Associate A.D.:** L. Budd Thalman  
**SID Office Phone:** (814) 865-1757  
**SID Mailing Address:** 234 Rec Hall  
University Park, MD, 16802  
**Basketball SID:** Jeff Brewer  
**Home Phone:** (814) 231-2009  
**FAX Phone:** (814) 863-3165  
**Press Row Phone:** (814) 863-3516

### 1990-91 SCHEDULE

Nov.	24	DREXEL
	27	MIAMI
	30	DR. PEPPER CLASSIC
Dec.	5	ILLINOIS
	8	MARSHALL
	18	Temple
	28	MILLER LITE INVITATIONAL
Jan.	3	MASSACHUSETTS
	5	Rhode Island
	8	St. Bonaventure
	10	WEST VIRGINIA
	12	Duquesne
	17	RHODE ISLAND
	19	DUQUESNE
	25	Miami
	28	RUTGERS
	31	West Virginia
Feb.	3	George Washington
	7	ST. BONAVENTURE
	9	ST. JOSEPH'S
	13	TEMPLE
	16	Massachusetts
	19	GEORGE WASHINGTON
	21	St. Joseph's
	27	Rutgers
Mar.	2	ATLANTIC-10 TOURNAMENT

Home Games in CAPS

## HEAD COACH BRUCE PARKHILL

**Alma Mater:** Lock Haven, '71  
**Basketball Office Phone:** (814) 865-5494  
**Best Time To Call:** 10:30 a.m.-2:00 p.m.  
**Year as Head Coach:** 14th  
**Overall Collegiate Record:** 187-180  
**Year at Penn State:** Eighth  
**Record at Penn State:** 98-105



Bruce Parkhill



Monroe Brown

### ASSISTANT COACHES

**Name** **Alma Mater/Year**  
**Jerry Dunn** George Mason, '80  
**Ed DeCuellis** Penn State, '82  
**Dave Siepert** Muhlenberg, '86

### STARTERS RETURNING (4)

Name	Pos	Ht	Wt	Class	Pts	Reb	Ast
James Barnes	F	6-7	250	Sr.	11.5	6.7	1.6
Freddie Barnes	G	6-0	160	Jr.	10.6	3.9	4.7
DeRon Hayes	F	6-6	215	So.	9.6	5.2	1.4
Monroe Brown	G	6-3	175	Jr.	8.2	4.3	3.7

### STARTERS LOST (1)

Name	Pos	Ht	Wt	Pts	Reb	Ast
Ed Fogell	C	6-9	200	15.3	6.0	1.9

### ADDITIONAL LETTERMEN RETURNING (8)

Name	Pos	Ht	Wt	Class	Pts	Reb	Ast
Eric Carr	F	6-5	185	So.	2.2	1.0	0.2
Dave Degitz	F	6-9	210	Jr.	4.1	2.2	0.4
Jon Dietz	F	6-7	190	So.	0.8	0.0	0.0
Michael Jennings	G	6-5	170	So.	2.9	1.0	0.7
C.J. Johnson	C	6-8	215	Sr.	2.7	1.9	0.2
Ricky Jolley	C	6-9	225	So.	1.2	1.3	0.1
Lem Joyner	G	6-0	170	Sr.	1.1	0.5	0.7
Tony Soskich	G	6-3	185	Sr.	0.8	0.3	0.3

### ADDITIONAL LETTERMEN LOST (2)

Name	Pos	Ht	Wt	Pts	Reb	Ast
Rodney Henderson	F	6-7	200	0.7	1.1	0.1
Darrell Ricks	F	6-4	190	2.0	0.8	0.5


### TOP NEWCOMERS

Name	Pos	Ht	Wt	Class	Hometown/High School or JC
Elton Carter	F	6-7	220	Fr.	Detroit, MI/Southwestern
Dan McKenna	C	6-11	220	Fr.	Flemington, NJ/Hunterdon



# SOUTHERN CALIFORNIA TROJANS

DECEMBER 1, 1990  
5:00 P.M. (EST)  
L.A. SPORTS ARENA  
LOS ANGELES, CALIFORNIA



## GENERAL INFORMATION

Location: Los Angeles, CA  
Enrollment: 29,895  
Conference: Pacific-10  
Nickname: Trojans  
Colors: Cardinal and Gold  
Home Arena: L.A. Sports Arena  
Capacity: 15,509  
All-Time Record vs. UM: First Meeting  
1989-90 Overall Record: 12-16  
1990 Post Season Play: 0-0

## PERSONNEL INFORMATION

President: Dr. James Zumberge  
Athletic Director: Dr. Mike McGee  
Sports Information Director: Tim Tesselone  
SID Office Phone: 213-743-2224  
SID Mailing Address: HER-103, Los Angeles,  
CA 90089-0601  
Basketball SID: Gary Pine  
Home Phone: 213-748-2779  
FAX Phone: 213-743-8848  
Press Row Phone: 213-743-3445

## 1989-90 RESULTS (12-16)

Opponent	W-L	Score
PRAIRIE VIEW A&M	W	77-70
Washington State	L	67-68
Washington	L	60-65
Portland	W	61-60
San Diego State	L	73-79
ST. FRANCIS	W	76-73
C. CONNECTICUT ST.	W	92-68
NO. ARIZONA	W	99-72
Ucla	L	72-89
NOTRE DAME	L	81-86
ARIZONA	L	75-90
ARIZONA STATE	W	69-59
California	L	60-74
Stanford	L	61-74
OREGON STATE	L	82-92
OREGON	L	65-69
UCLA	W	76-75
Arizona	L	70-95
Arizona State	W	88-63
STANFORD	W	71-62
CALIFORNIA	L	70-74
MARYLAND	L	62-64
Oregon State	L	94-98
Oregon	L	79-96
WASHINGTON	W	73-65
WASHINGTON STATE	W	91-75
Arizona	L	57-80


## 1990-91 SCHEDULE

Nov.	24	CHICAGO STATE
	28	Maryland
Dec.	1	MIAMI
	4	SAN DIEGO STATE
	8	Colorado State
	12	Notre Dame
	22	AUGUSTA
	28	HARVARD
	29	BROOKLYN
Jan.	2	UCLA
	10	Arizona
	13	Arizona State
	17	CALIFORNIA
	19	STANFORD
	24	Oregon
	26	Oregon State
	30	UCLA
Feb.	4	CAL. STATE NORTHBRIDGE
	7	ARIZONA
	9	ARIZONA STATE
	14	Stanford
	17	California
	21	OREGON STATE
	23	OREGON
	28	Washington
Mar.	2	Washington State
	7	WASHINGTON
	9	WASHINGTON STATE


Home Games In CAPS

## HEAD COACH GEORGE RAVELING

Alma Mater: Villanova, '60  
Basketball Office Phone: (213) 743-8848  
Best Time To Reach Coach: 10:00 a.m.-noon  
Year as Head Coach: 19th  
Overall Collegiate Record: 259-252  
Year at USC: Fifth  
Record at USC: 38-48



George Raveling



Robert Pack

## ASSISTANT COACHES

Name	Alma Mater/Year
Brian Hammel	Bentley, '75
Charles Parker	Findlay, '72
Dean Keener	Davidson, '88
Andy Greer	Brockport State, '84

## STARTERS RETURNING (4)

Name	Pos	Ht	Wt	Class	Pts	Reb	Ast
Harold Miner	G-F	6-5	200	So.	20.6	3.6	2.1
Ronnie Coleman	F	6-6	205	Jr.	16.6	7.1	0.6
Robert Packer	G	6-2	180	Sr.	12.1	2.4	5.9
Calvin Banks	F	6-6	200	Sr.	6.2	5.1	1.9

## STARTERS LOST (1)

Name	Pos	Ht	Wt	Pts	Reb	Ast
Chris Munk	C	6-9	220	8.1	8.1	0.4

## ADDITIONAL LETTERMEN RETURNING (3)

Name	Pos	Ht	Wt	Class	Pts	Reb	Ast
Rodney Chatman	G	6-3	190	So.	3.6	1.7	2.7
Keith Greeley	F	6-8	225	So.	2.9	3.0	0.1
Phil Glenn	G	6-1	170	So.	1.0	1.0	0.3

## ADDITIONAL LETTERMEN LOST (1)

Name	Pos	Ht	Wt	Pts	Reb	Ast
Tyrone Fuller	G	6-1	175	2.4	1.7	2.7

## TOP NEWCOMERS

Name	Pos	Ht	Wt	Class	Hometown/High School or JC
Yamen Sanders	C	6-9	215	Jr.	Detroit, MI/Central Michigan
Lorenzo Orr	F	6-7	200	Fr.	Detroit, MI/Pershing
Mark Boyd	F	6-7	220	Fr.	Redan, GA/Stone Mountain

# SOUTH FLORIDA BULLS



**DECEMBER 5, 1990**  
**7:30 P.M. (EST)**  
**SUN DOME**  
**TAMPA, FLORIDA**

**FEBRUARY 25, 1991**  
**7:30 P.M. (EST)**  
**MIAMI ARENA**  
**MIAMI, FLORIDA**

## GENERAL INFORMATION

Location: Tampa, FL  
Enrollment: 31,000  
Conference: Sun Belt  
Nickname: Bulls  
Colors: Green and Gold  
Home Arena: Sun Dome  
Capacity: 10,347  
All-Time Record vs. UM: 1-5  
1989-90 Overall Record: 20-11  
1990 Post Season Play: 3-0 in SBT, 0-1 in NCAA

## PERSONNEL INFORMATION

President: Dr. Francis Borkowski  
Athletic Director: Paul Griffin  
Sports Information Director: John Gerdes  
SID Office Phone: (813) 974-2125  
SID Mailing Address: PED 201  
Tampa, FL 33620  
Home Phone: (813) 971-4967  
FAX Phone: (813) 974-5328  
Press Row Phone: (813) 974-3287

## 1989-90 RESULTS (20-11)

Opponent	W-L	Score
FLORIDA INT'L	W	94-80
BETHUNE-COOKMAN	W	88-72
STETSON	W	68-54
Florida International	W	80-58
FLORIDA STATE	L	72-78
AUGUSTA COLLEGE	W	99-77
Florida	L	54-91
WESTERN CAROLINA	W	78-67
HOUSTON	L	78-87
UNC-Charlotte	W	89-86
MIAMI	W	93-77
ALA-BIRMINGHAM	L	66-83
SOUTH ALABAMA	W	98-74
CEN. CONN. STATE	W	89-58
South Alabama	L	79-81
Maryland	L	66-84
UNC-CHARLOTTE	W	79-74
Virginia Commonwealth	W	68-65
JACKSONVILLE	W	96-84
Western Kentucky	W	59-58
OLD DOMINION	W	94-93
Alabama Birmingham	L	64-82
Old Dominion	L	56-75
VA C'WEALTH	W	75-66
W. KENTUCKY	W	80-70
Jacksonville	L	84-86
Miami	L	73-81
South Alabama	W	80-78
Jacksonville	W	86-59
UNC-Charlotte	W	81-74
Arizona	L	67-79


## 1990-91 SCHEDULE

Nov.	12	FLORIDA STARS
	19	BELGIUM NATIONAL
	24	FLORIDA
Dec.	3	BETHUNE COOKMAN
	5	MIAMI
	8	Florida International
	15	STETSON
	18	Florida State
	22	Old Dominion
	28	TAMPA TRIBUNE
		HOLIDAY INVITATIONAL
		South Florida vs. New Hampshire
		Brown vs. Penn State
Jan.	5	Stetson
	7	JACKSONVILLE
	12	WESTERN KENTUCKY
	17	Alabama Birmingham
	19	MARYLAND
	22	South Alabama
	26	XAVIER
	31	UNC-CHARLOTTE
Feb.	4	FLORIDA INTERNATIONAL
	7	Virginia Commonwealth
	9	SOUTH ALABAMA
	11	Jacksonville
	14	ALABAMA BIRMINGHAM
	16	VIRGINIA COMMONWEALTH
	18	Western Kentucky
	21	OLD DOMINION
	23	UNC-Charlotte
	25	Miami
Mar.	2	SUN BELT TOURNAMENT

Home Games in CAPS

## HEAD COACH BOBBY PASCHAL

Alma Mater: Stetson '64  
Basketball Office Phone: (813) 974-3105  
Best Time To Reach Coach: 10-11:30 a.m.  
Year as Head Coach: 13th  
Overall Collegiate Record: 194-159  
Year at USF: Fifth  
Record at USF: 41-74



Bobby Paschal



Radenko Dobras

## ASSISTANT COACHES

Name	Alma Mater/Year
Dennis Donaldson	Corpus Christi, '71
Bobby Bowman	Florida Southern, '67
Tommy Tonelli	South Florida, '86
Rodney Tention	San Francisco, '88

## STARTERS RETURNING (4)

Name	Pos	Ht	Wt	Class	Pts	Reb	Ast
Radenko Dobras	G	6-7	185	Jr.	16.6	3.1	3.9
Fred Lewis	F	6-7	200	Jr.	12.5	7.4	1.9
Marvin Taylor	G	6-1	180	Sr.	12.2	3.7	5.1
Bobby Russell	F	6-5	190	Jr.	6.5	2.9	2.4

## STARTERS LOST (1)

Name	Pos	Ht	Wt	Pts	Reb	Ast
Hakim Shahid	C	6-7	225	16.2	12.4	1.0

## ADDITIONAL LETTERMEN RETURNING (5)

Name	Pos	Ht	Wt	Class	Pts	Reb	Ast
Gary Alexander	F	6-7	200	Jr.	13.7	8.6	1.2
Tony Armstrong	G	6-1	180	Sr.	7.6	1.6	1.8
Chris Risey	F	6-8	210	Sr.	2.1	0.7	0.5
Maurice Wesbter	G	6-1	180	Sr.	1.0	0.1	0.5
Steve Williams	F	6-5	200	Sr.	0.8	0.4	0.3

## ADDITIONAL LETTERMEN LOST (2)

Name	Pos	Ht	Wt	Pts	Reb	Ast
Andre Crenshaw	G	6-2	185	4.4	0.2	0.7
Jay Smith	G	6-4	195	1.8	0.7	0.5

## TOP NEWCOMERS

Name	Pos	Ht	Wt	Class	Hometown/High School or JC
David Williams	F	6-7	220	Jr.	Washington, DC/Pratt CC
Landon Edmond	F	6-7	225	Jr.	San Jose, CA/San Jose CC
Scott Roczey	F/C	6-9	205	Jr.	Los Angeles, CA/Cerritos CC
Jarvis Jackson	F	6-7	200	So.	Chattahoochee, FL/Chattahoochee



# GEORGIA BULLDOGS

DECEMBER 14, 1990  
7:30 P.M. (EST)  
MIAMI ARENA  
MIAMI, FLORIDA



## GENERAL INFORMATION

Location: Athens, GA  
Enrollment: 27,200  
Conference: Southeastern  
Nickname: Bulldogs  
Colors: Red and Black  
Home Arena: Georgia Coliseum  
Capacity: 10,400  
All-Time Record vs. UM: 0-1  
1989-90 Overall Record: 20-9  
1990 Post Season Play: 0-1 in NCAA

## PERSONNEL INFORMATION

President: Dr. Charles B. Knapp  
Athletic Director: Vince Dooley  
Sports Information Director: Claude Felton  
SID Office Phone: (404) 542-1621  
SID Mailing Address: UGA Athletic Assoc.,  
P.O. Box 1472, Athens, GA 30613  
Basketball SID: Norm Reilly  
Home Phone: (404) 546-6811  
FAX Phone: (404) 542-7993  
Press Row Phone: (404) 542-8052

## 1989-90 RESULTS (20-9)

Opponent	W-L	Score
BAPTIST	W	91-55
Texas Christian	W	77-72
Western Kentucky	W	76-70
Central Florida	W	92-62
MERCER	W	85-57
Georgia Tech	L	89-92
JACKSONVILLE	W	91-62
Wisconsin	W	85-64
Arizona State	L	61-62
KENTUCKY	W	106-91
Florida	L	69-97
Alabama	L	62-79
VANDERBILT	W	108-81
MISSISSIPPI STATE	W	83-69
Mississippi	L	74-84
Louisiana State	W (OT)	94-92
TENNESSEE	W	85-77
AUBURN	W	88-75
Kentucky	L	77-88
FLORIDA	W	70-65
ALABAMA	W	75-64
Vanderbilt	W	67-66
Mississippi State	W	82-74
MISSISSIPPI	W	107-83
LOUISIANA STATE	W	86-85
Tennessee	L	83-93
Auburn	W	94-79
Vanderbilt	L (OT)	74-78
Texas	L	88-100

## 1990-91 SCHEDULE

Nov.	9	NEWCASTLE FALCONS
	17	MARATHON OIL
	23	CEN. FIDELITY HOLIDAY CLASSIC
		Georgia vs. Wichita State
		Richmond vs. Dartmouth
	28	WESTERN KENTUCKY
Dec.	8	Mercer
	11	Vanderbilt
	14	Miami
	19	Georgia Tech
	22	KUPPENHEIMER CLASSIC
		Georgia vs. Texas
		Georgia Tech vs. Loyola Marymount
	29	PURDUE
Jan.	2	KENTUCKY
	5	TENNESSEE
	7	Louisiana State
	12	FLORIDA
	16	Mississippi State
	19	Alabama
	23	AUBURN
	30	MISSISSIPPI
Feb.	3	Kentucky
	6	Tennessee
	8	LOUISIANA STATE
	12	Florida
	16	MISSISSIPPI STATE
	20	ALABAMA
	23	Auburn
	27	VANDERBILT
Mar.	2	Mississippi
	7	SEC TOURNAMENT


Home Games in CAPS

## HEAD COACH HUGH DURHAM

Alma Mater: Florida State, '59  
Basketball Office Phone: (404) 542-1432  
Best Time To Reach Coach: 9:00-11:00 a.m.  
Year as Head Coach: 24th  
Overall Collegiate Record: 449-244  
Year at Georgia: 12th  
Record at Georgia: 219-149



Hugh Durham



Litteral Green

## ASSISTANT COACHES

Name	Alma Mater/Year
Tevester Anderson	Arkansas AM&N, '62
Mark Slonaker	Georgia, '80
Ray Zetts	Texas Lutheran, '82

## STARTERS RETURNING (4)

Name	Pos	Ht	Wt	Class	Pts	Reb	Ast
Litteral Green	G	6-1	185	Jr.	17.5	2.7	4.3
Rod Cole	G	6-4	185	Sr.	11.0	3.5	4.3
Marshall Wilson	F	6-8	210	Sr.	12.0	5.3	1.3
Neville Austin	C	6-10	225	Sr.	6.2	6.0	0.9

## STARTERS LOST (1)

Name	Pos	Ht	Wt	Pts	Reb	Ast
Alec Kessler	F	6-11	230	21.0	10.4	1.3

## ADDITIONAL LETTERMEN RETURNING (4)

Name	Pos	Ht	Wt	Class	Pts	Reb	Ast
Jody Patton	G	6-4	190	Sr.	7.8	2.3	1.0
Shaun Golden	G	6-3	180	So.	3.6	1.6	1.5
Lem Howard	F	6-7	210	Sr.	3.3	2.2	1.7
Kendall Rhine	F	6-6	190	So.	1.1	0.9	0.2

## ADDITIONAL LETTERMEN LOST (1)

Name	Pos	Ht	Wt	Pts	Reb	Ast
Mike Harron	G	6-3	190	0.7	0.4	0.3

## TOP NEWCOMERS

Name	Pos	Ht	Wt	Class	Hometown/High School or JC
Antonio Harvey	F/C	6-11	225	So.	Gautier, MS/Southern Illinois
Arlando Bennett	C	6-10	225	So.	Colbert, GA/Madison County
Bernard Davis	G	6-0	170	Fr.	Richmond Hill, GA/Richmond Hill
Reggie Tinch	F	6-5	210	Jr.	Albany, GA/Connors State JC
Charles Claxton	C	7-1	230	Fr.	Miami, FL/Carol City
Marcel Kon	F	6-10	200	Fr.	Plantation, FL/Boyd Anderson

# DARTMOUTH COLLEGE BIG GREEN

DECEMBER 17, 1990  
7:30 P.M. (EST)  
MIAMI ARENA  
MIAMI, FL



## GENERAL INFORMATION

Location: Hanover, NH  
Enrollment: 4,000  
Conference: Ivy League  
Nickname: Big Green  
Colors: Dartmouth Green and White  
Home Arena: Leede Arena  
Capacity: 2,100  
All-Time Record vs. UM: 1-2  
1989-90 Overall Record: 12-14  
1990 Post Season Play: 0-0

## PERSONNEL INFORMATION

President: James O. Freedman  
Athletic Director: Dick Jaeger  
Sports Information Director: Kathy Slattery  
SID Office Phone: (603) 646-2468  
SID Mailing Address: Hinman Box 6083,  
Dartmouth, NH 03755  
Home Phone: (603) 448-2103  
FAX Phone: None  
Press Row Phone: (603) 646-2468

## 1989-90 RESULTS (12-14)

Opponent	W-L	Score
Boston College	L	81-90
New Hampshire	W (2OT)	79-77
Maine	W	77-71
TEXAS A&M	W	64-51
Arizona State	L	55-66
DETROIT	L	67-80
MAINE	L	72-73
HOLY CROSS	L	61-79
Harvard	W	75-74
NEW HAMPSHIRE	W	62-59
COLUMBIA	W	75-73
CORNELL	W	75-74
HARTFORD	W	81-63
Vermont	L	55-64
HARVARD	L	63-71
BROWN	W	74-63
Pennsylvania	L	61-76
Princeton	L	28-66
VERMONT	L	86-93
Cornell	L	63-72
Columbia	W	72-68
PRINCETON	L	49-58
PENNSYLVANIA	W	83-71
Yale	L	45-68
Brown	W	62-61

## 1990-91 SCHEDULE

Nov.	23	RICHMOND TOURNAMENT Dartmouth vs. Richmond Wichita State vs. Georgia
Dec.	11	Hartford
	15	Harvard
	17	Miami
	20	Barry
	28	HALL OF FAME TOURNAMENT Dartmouth vs. Massachusetts Boston College vs. Northwestern
Jan.	2	Holy Cross
	5	HARVARD
	8	NEW HAMPSHIRE
	11	Columbia
	12	Cornell
	16	New Hampshire
	23	Vermont
Feb.	1	Princeton
	2	Pennsylvania
	8	YALE
	9	BROWN
	15	CORNELL
	16	COLUMBIA
	19	VERMONT
	22	Brown
	23	Yale
Mar.	1	PENNSYLVANIA
	2	PRINCETON


Home Games In CAPS

## HEAD COACH PAUL CORMIER

Alma Mater: New Hampshire '73  
Basketball Office Phone: (603) 646-2401  
Best Time To Reach Coach: Mornings  
Year as Head Coach: 7th  
Overall Collegiate Record: 78-78  
Year at Dartmouth: 7th  
Record at Dartmouth: 78-78



Paul Cormier



James Blackwell

## ASSISTANT COACHES

Name	Alma Mater/Year
Dave Faucher	New Hampshire, '73
Walter Townes	Clark, '84
Paul Donohue	St. Lawrence, '77

## STARTERS RETURNING (3)

Name	Pos	Ht	Wt	Class	Pts	Reb	Ast
James Blackwell	G	6-0	190	Sr.	13.1	4.1	5.7
Brendan O'Sullivan	F	6-6	210	Sr.	9.5	6.5	3.5
Michael Lombard	F	6-8	215	Jr.	6.5	3.8	1.9

## STARTERS LOST (2)

Name	Pos	Ht	Wt	Pts	Reb	Ast
Walter Palmer	C	7-1	220	16.5	6.4	0.5
John Mackay	G	6-2	180	9.1	2.3	4.2

## ADDITIONAL LETTERMEN RETURNING (4)

Name	Pos	Ht	Wt	Class	Pts	Reb	Ast
Gary Campbell	G	5-10	155	So.	1.7	0.9	2.0
John Conley	F	6-7	190	So.	3.1	3.0	1.5
Alex Gayer	F	6-4	175	So.	1.4	0.5	0.7
Bill Taylor	G	6-1	175	Sr.	5.2	2.0	1.9

## ADDITIONAL LETTERMEN LOST (2)

Name	Pos	Ht	Wt	Pts	Reb	Ast
Rob Summers	G	6-3	180	4.1	1.8	1.2
Steve Trundle	F	6-7	220	1.1	1.4	0.0

## TOP NEWCOMERS

Name	Pos	Ht	Wt	Class	Hometown/High School or JC
Michael Crotty	G	5-9	155	Fr.	Spring Lake, NJ/Christian Bro. Acad.
Gregg Frame	G	6-2	185	Fr.	Waterville, ME/Phillips Exeter Acad.
Reggie Talbert	F	6-6	195	Fr.	Lexington, KY/Bryan Station



# SOUTHERN METHODIST MUSTANGS

DECEMBER 19, 1990  
8:30 P.M. (EST)  
MOODY COLISEUM  
DALLAS, TEXAS



## GENERAL INFORMATION

Location: Dallas, TX  
Enrollment: 8,924  
Conference: Southwest  
Nickname: Mustangs  
Colors: Red and Blue  
Home Arena: Moody Coliseum  
Capacity: 9,007  
All-Time Record vs. UM: First Meeting  
1989-90 Overall Record: 10-18  
1990 Post Season Play: 0-0

## PERSONNEL INFORMATION

President: A. Kenneth Pye  
Athletic Director: Forrest Gregg  
Sports Information Director: Ed Wisneski  
SID Office Phone: (214) 692-2883  
SID Mailing Address: SMU Box 216  
Dallas, TX 75275

Basketball SID: David Spangler  
Home Phone: (214) 363-5562  
FAX Phone: (214) 373-7585  
Press Row Phone: (214) 692-2883

## 1989-90 RESULTS (10-18)

Opponent	W-L	Score
North Texas State	W	65-57
VANDERBILT	L	60-65
Louisiana Tech	L	68-71
Lehigh	L	49-69
KANSAS	L	53-86
TEXAS-ARLINGTON	W	36-31
N. Carolina Charlotte	W	63-55
TEXAS	L	67-73
TULANE	W	65-62
TEXAS CHRISTIAN	L	61-63
BUCKNELL	W	88-80
Texas A&M	W	67-54
ARKANSAS	L	61-80
Rice	L (OT)	55-58
Houston	L	47-64
TEXAS TECH	W	52-44
PENNSYLVANIA	L	49-56
BAYLOR	L	63-66
Texas Christian	L	43-83
NOTRE DAME	L	49-63
TEXAS A&M	L	57-58
Texas	L	68-79
Arkansas	L	46-77
RICE	W	65-64
HOUSTON	L	63-71
Texas Tech	W	54-53
Baylor	W	76-64
Arkansas	L	61-84

## 1990-91 SCHEDULE

Nov.	7	SPIRIT EXPRESS
	13	NEWCASTLE FALCONS
	24	Arizona State
	28	Pennsylvania
Dec.	1	WISCONSIN
	4	Kansas
	8	Tulane
	19	MIAMI
	22	Vanderbilt
	28	COLUMBIA
	30	TEXAS ARLINGTON
Jan.	2	TEXAS TECH
	5	Texas Christian
	7	SAM HOUSTON STATE
	9	TEXAS-SAN ANTONIO
	12	TEXAS A&M
	16	Baylor
	19	Arkansas
	23	RICE
	26	HOUSTON
	30	Texas
Feb.	2	Texas Tech
	6	TEXAS CHRISTIAN
	9	TEXAS
	13	Texas A&M
	16	BAYLOR
	20	ARKANSAS
	23	Rice
	27	Houston
Mar.	7	SWC POST SEASON CLASSIC


Home Games in CAPS

## HEAD COACH JOHN SHUMATE

Alma Mater: Notre Dame  
Basketball Office Phone: (214) 692-3501  
Best Time To Reach Coach: Noon-1:00 p.m.  
Year as Head Coach: Sixth  
Overall Collegiate Record: 81-67  
Year at SMU: Third  
Record at SMU: 23-34



John Shumate



Rod Hampton

## ASSISTANT COACHES

Name	Alma Mater/Year
David Hammer	Central Michigan, '77
Jimmy Tubbs	Bishop College, '72

## STARTERS RETURNING (2)

Name	Pos	Ht	Wt	Class	Pts	Reb	Ast
Rod Hampton	G	6-3	195	Sr.	6.8	4.2	5.4
Gerald Lewis	G	6-4	180	So.	7.9	3.4	3.3

## STARTERS LOST (3)

Name	Pos	Ht	Wt	Pts	Reb	Ast
John Colborne	F	6-9	225	18.2	7.3	1.6
Vernon Perdue	F	6-8	220	9.0	5.0	0.6
Tony Patterson	G	6-5	185	2.6	3.4	1.2

## ADDITIONAL LETTERMEN RETURNING (5)


Name	Pos	Ht	Wt	Class	Pts	Reb	Ast
Troy Valentino	G	6-2	175	Jr.	6.8	1.1	1.1
Tim Mason	F	6-6	210	So.	3.8	3.4	0.6
Greg Kinzer	C	6-10	245	So.	3.8	3.4	0.6
Bobby Holkan	C	6-11	210	Jr.	0.8	0.5	0.0
John K. Robertson	F	6-6	210	Jr.	0.5	0.5	0.0

## ADDITIONAL LETTERMEN LOST (1)

Name	Pos	Ht	Wt	Pts	Reb	Ast
Reginald Muhammad	C	6-10	220	4.2	2.5	0.3

## TOP NEWCOMERS

Name	Pos	Ht	Wt	Class	Hometown/High School or JC
Mike Wilson	G	6-5	200	So.	Atlanta, GA/Western Kentucky
Keith Chambers	G	6-4	180	So.	Lewisville, TX/Temple JC
David Shivers	F/G	6-5	200	Fr.	Boerne, TX/Boerne



PALM BEACH  
CLASSIC

## EASTERN AIRLINES PALM BEACH CLASSIC

DECEMBER 27 & 28, 1990

WEST PALM BEACH AUDITORIUM

Tournament Chairman: Daniel L. Bakst

Tournament Director: Marianne Zernich

Tournament Headquarters: Palm Beach Gardens Radisson Suite Hotel

Now in its fifth season, the Eastern Airlines Palm Beach Classic has established itself as one of the most successful holiday tournaments in the nation and is a true favorite of both players and fans from around the country. It annually provides the sports fans of Palm Beach and Martin Counties with exciting competition from the finest teams in college basketball.

The event matches the host University of Miami against a trio of top-notch contenders in a two-day competition that takes place in the West Palm Beach Auditorium in West Palm Beach, Florida. This year, the Hurricanes, who have been victorious in two of the first four "Classics," will be challenged by Miami University (Ohio), Ohio State University and Mississippi State University.

Television coverage of the "Classic" reaches an all-time high this year with SportsChannel Florida providing coverage during the first round of competition on Dec. 27 to its over one million cable viewers in the state of Florida. For the consolation and championship contests on Dec. 28, the coverage will be expanded by the cablecasting of SportsChannel America which reaches over 11 million homes nationwide.

The tournament is officially hosted by the University of Miami and is chiefly sponsored by Eastern Airlines with additional major sponsorship from the Palm Beach County Sports Authority. Further support for the Classic comes from: Ackerman, Bakst, Lauer & Scherer, P.A.; AMI Palm Beach Gardens Medical Center; Braman Motorcars; Bumble Bee Seafoods, Inc.; Cellular One; Chrysler Motors Corporation; Crystal Water; Fischer Cadillac & Oldsmobile; Gatorade; Jerry's Caterers; Lytal & Reiter; Nike, Inc.; Palm Beach Post; Palm Beach Gardens Radisson Suite Hotel; Sara Lee/Bonacker & Leigh, Inc.; Southern Bell; SportsChannel Florida; Suburban Bank; The Homeplace; Thomas W. Ruff & Co.

### OHIO STATE

Thursday, Dec. 28, 6:00 p.m.

### MISSISSIPPI STATE

Friday, Dec. 29, 8:00 p.m.

**Champion**

### MIAMI

Thursday, Dec. 28, 8:00 p.m.

### MIAMI (Ohio)

Friday, Dec. 29, 6:00 p.m.

**Third Place**





## TOURNAMENT RECORDS

INDIVIDUAL -- GAME		INDIVIDUAL -- TOURNAMENT	
Field Goals Made	12 (of 15) by Tracy Shelton, WVU, 12/29/89	17 (of 27) by Eldridge Recasner, Wash., 1988	
Field Goals Attempted	19 (7 of) by Walt Frazier, Penn, 12/28/88	17 (of 27) by Eric Brown, Miami, 1986	
3-Pt. Field Goals Made	8 (of 11) by Samarr Logan, Miami, 12/29/89	17 (of 25) by Tracy Shelton, WVU, 1989	
3-Pt. Field Goals Att.	13 (6 of) by Lorenzo Sutton, Mass., 12/29/86	37 (13 of) by Lorenzo Sutton, Mass., 1986	
Free Throws Made	13 (of 15) by Eric Brown, Miami, 12/28/88	8 (of 15) by Troy Lewis, Purdue, 1987	
Free Throws Attempted	15 (13 of) by Eric Brown, Miami, 12/28/88	8 (of 14) by Samarr Logan, Miami, 1989	
Offensive Rebounds	11 (+9=20) by Chris Dudley, Yale, 12/30/86	19 (7 of) by Lorenzo Sutton, Mass., 1986	
Defensive Rebounds	12 (+1=13) by Tito Horford, Miami, 12/30/86	19 (of 21) by Eric Brown, Miami, 1988	
Total Rebounds	20 (11+9) by Chris Dudley, Yale, 12/30/86	21 (19 of) by Eric Brown, Miami, 1988	
Personal Fouls	5 by 29 players	21 (11 of) by Dozie Mbonu, Lehigh, 1989	
Assists	9 by Tony Jones, Purdue, 12/30/87	14 (+15=29) by Chris Dudley, Yale, 1986	
Turnovers	9 by Thomas Hocker, Miami, 12/29/89	18 (+4=22) by Howard Wright, Stanford, 1986	
	7 by Dwight Praylow, Wichita St., 12/30/88	29 (14+15) by Chris Dudley, Yale, 1986	
	7 by Tim Dawson, Miami, 12/29/86	9 by eight players	
	7 by Peter White, Yale, 12/30/86	15 (8+7) by Everette Stephens, Purdue, 1987	
Blocked Shots	4 by Tito Horford, Miami, 12/30/87	10 (3+7) by Dwight Praylow, Wichita St., 1988	
Steals	5 by Troy Lewis, Purdue, 12/30/87	10 (3+7) by Peter White, Yale, 1986	
Minutes Played	5 by Jake Morton, Miami, 12/27/89	10 (5+5) by Mike Sumner, American, 1987	
	40 by Scott Schewe, Penn, 12/30/88	10 (6+4) by Joe Wylie, Miami, 1989	
	40 by Mike Sampson, American, 12/30/87	5 (1+4) by Tito Horford, 1987	
	40 by Joe Fennell, Mass., 12/29/86	8 (5+3) by Jake Morton, Miami, 1989	
	40 by Thomas Hocker, Miami, 12/29/89	77 (37+40) by Mike Sampson, 1987	
Total Points	34 by Tracy Shelton, WVU, 12/29/89	52 (34+18) by Tracy Shelton, WVU, 1989	

TEAM -- 1ST HALF	
Field Goals Made	25 (of 43)(.581) by Purdue, 12/30/87
Field Goals Attempted	43 (25 of)(.581) by Purdue, 12/30/87
Field Goal Percentage	.654 (17 of 26) by Lehigh, 12/29/89
3-Pt. Field Goals Made	7 (of 9)(.777) by Purdue, 12/29/87
3-Pt. Field Goals Att.	7 (of 9)(.777) by Miami, 12/29/89
3-Pt. Field Goal Perc.	11 (4 of)(.364) by Miami, 12/27/89
Free Throws Made	.778 (7 of 9) by Purdue, 12/29/87
Free Throws Attempted	.778 (7 of 9) by Miami, 12/29/89
Free Throw Percentage	13 (of 19)(.684) by Purdue, 12/30/87
Total Points	19 (13 of)(.684) by Purdue, 12/30/87
	1.000 (7 of 7) by Miami, 12/30/88
	66 (+44=110) by Purdue, 12/30/87

TEAM -- GAME	
Field Goals Made	39 (of 59)(.661) by Miami, 12/29/87
Field Goals Attempted	74 (38 of)(.513) by Purdue, 12/30/87
Field Goal Percentage	74 (27 of)(.364) by American, 12/29/87
3-Pt. Field Goals Made	.661 (39 of 59) by Miami, 12/29/87
3-Pt. Field Goals Att.	11 (of 21)(.524) by Miami, 12/29/89
3-Pt. Field Goal Perc.	21 (11 of)(.524) by Miami, 12/29/89
Free Throws Made	.588 (10 of 17) by Wake Forest, 12/30/87
Free Throws Attempted	31 (of 41)(.756) by Miami, 12/28/88
Free Throw Percentage	42 (30 of)(.714) by Purdue, 12/30/87
Offensive Rebounds	.933 (14 of 15) by Miami, 12/30/88
Defensive Rebounds	19 (+25=46) by Purdue, 12/30/87
Total Rebounds	19 (+21=47) by Yale, 12/30/86
Personal Fouls	31 (+7=38) by Miami, 12/29/87
Assists	31 (+5=41) by Miami, 12/30/86
Turnovers	50 (17+30) by Miami, 12/29/86
Blocked Shots	29 by Miami, 12/30/87
Steals	26 by Miami, 12/29/87
Total Points	25 by Miami, 12/29/86
	8 by Miami, 12/29/87
	14 by Yale, 12/29/86
	110 (66+44) by Purdue, 12/30/87

TEAM -- 2ND HALF	
Field Goals Made	24 (of 29)(.827) by Miami, 12/29/87
Field Goals Attempted	42 (15 of)(.357) by American, 12/29/87
Field Goal Percentage	.827 (24 of 29) by Miami, 12/29/87
3-Pt. Field Goals Made	9 (of 17)(.529) by Mass., 12/29/86
3-Pt. Field Goals Att.	17 (9 of)(.529) by Mass., 12/29/86
3-Pt. Field Goal Perc.	.667 (2 of 3) by Miami 12/29/87
Free Throws Made	.667 (2 of 3) by Miami 12/29/86
Free Throws Attempted	26 (of 29)(.896) by Wichita State, 12/28/88
Free Throw Percentage	29 (26 of)(.896) by Wichita State, 12/28/88
Total Points	.896 (26 of 29) by Wichita State, 12/28/88
	65 (+37=102) by Miami, 12/28/88

## TOURNAMENT RESULTS

1986	1987	1988
First Round (12/29/86)	First Round (12/29/87)	First Round (12/28/88)
Miami -- 78	Miami -- 104	Miami -- 102
Yale -- 75	American -- 70	Pennsylvania -- 69
Stanford -- 57	Purdue -- 81	Wichita State -- 92
Massachusetts -- 51	Wake Forest -- 66	Washington -- 72
Third Place (12/30/86)	Third Place (12/30/87)	Third Place (12/30/88)
Yale -- 62	Wake Forest -- 79	Pennsylvania -- 70
Massachusetts -- 59	American -- 66	Washington -- 69
Championship (12/30/86)	Championship (12/30/87)	Championship (12/30/88)
Miami -- 71	Purdue -- 110	Miami -- 81
Stanford -- 58	Miami -- 82	Wichita State -- 59
All-Tournament Team	All-Tournament Team	All-Tournament Team
Eric Brown, "MVP" -- Miami	Troy Lewis, "MVP" -- Purdue	Eric Brown, "MVP" -- Miami
Tito Horford -- Miami	Dennis Burns -- Miami	Walt Frazier -- Pennsylvania
Chris Dudley -- Yale	Todd Mitchell -- Purdue	Steve Grayer -- Wichita State
Paul Maley -- Massachusetts	Everette Stephens -- Purdue	Dwight Praylow -- Wichita State
Lorenzo Sutton -- Massachusetts	Sam Ivy -- Wake Forest	Kevin Presto -- Miami
	Mike Sumner -- American	Eldridge Recasner -- Washington
Attendance	Attendance	Attendance
Session One -- 3,224	Session One -- 5,392	Session One -- 3,202
Session Two -- 3,240	Session Two -- 5,622	Session Two -- 3,538
Tournament Total -- 6,464	Tournament Total -- 11,014	Tournament Total -- 6,740

1989  
First Round (12/27/89)  
West Virginia -- 68  
Boston College -- 64


Lehigh -- 83  
Miami -- 59

Third Place (12/29/89)  
Boston College -- 69  
Miami -- 60

Championship (12/29/89)  
West Virginia -- 92  
Lehigh -- 81

All-Tournament Team  
Tracy Shelton, "MVP" -- West Virginia  
Chris Brooks -- West Virginia  
Samarr Logan -- Miami  
Dozie Monou -- Lehigh  
Reggie Pruitt -- Boston College  
Steve Berger -- West Virginia

Attendance  
Session One -- 4,303  
Session Two -- 4,077  
Tournament Total -- 8,380



The West Palm Beach Auditorium

# MIAMI UNIVERSITY REDSKINS

DECEMBER 27-28, 1990  
EASTERN AIRLINES PALM  
BEACH CLASSIC  
WEST PALM BEACH AUDITORIUM  
WEST PALM BEACH, FLORIDA



## GENERAL INFORMATION

Location: Oxford, OH  
Enrollment: 15,000  
Conference: Mid American  
Nickname: Redskins  
Colors: Red and White  
Home Arena: Millett Hall  
Capacity: 9,200  
All-Time Record vs. UM: 5-3  
1989-90 Overall Record: 14-15  
1990 Post Season Play: 1-1 in MAC

## PERSONNEL INFORMATION

President: Dr. Paul G. Pearson  
Athletic Director: R.C. Johnson  
Sports Information Director: Dave Young  
SID Office Phone: 513-529-4327  
SID Mailing Address: 210 Millett Hall  
Oxford, OH 45056  
Home Phone: (513) 523-8709  
FAX Phone: (513) 529-4137  
Press Row Phone: (513) 529-8276

## 1989-90 RESULTS (14-15)

Opponent	W-L	Score
Indiana	L	66-77
NEBRASKA	W	91-71
Cincinnati	W	63-59
EASTERN KENTUCKY	W	93-75
Butler	L (OT)	78-81
XAVIER	L	69-76
Dayton	L	81-97
Washington	L	64-80
Eastern Washington	L	79-102
Ohio	W	87-72
CENTRAL MICHIGAN	W	83-69
Bowling Green	W	96-76
EASTERN MICHIGAN	W	94-78
KENT	W	72-61
Evansville	L (2OT)	71-84
Ball State	L	64-71
TOLEDO	L	66-71
WESTERN MICHIGAN	W	86-64
Central Michigan	L	66-73
BOWLING GREEN	W (OT)	93-91
Eastern Michigan	L	55-62
Kent	L	56-86
DAVIDSON	W	89-57
BALL STATE	L	73-79
Toledo	L	74-85
Western Michigan	W	82-77
OHIO	W	93-76
Toledo	W	108-80
Central Michigan	L	76-78

## 1990-91 SCHEDULE

Nov.	6	MARATHON OIL
	24	EVANSVILLE
	29	FAIRFIELD
Dec.	1	CINCINNATI
	3	Eastern Kentucky
	6	DAYTON
	8	Xavier
	10	EASTERN WASHINGTON
	15	Indiana State
	22	Nebraska
	27	EASTERN AIRLINES PALM BEACH CLASSIC Ohio State vs. Mississippi State Miami vs. Miami (OH)
Jan.	2	BOWLING GREEN
	5	Eastern Michigan
	9	TOLEDO
	12	Kent
	16	BALL STATE
	23	Western Michigan
	26	OHIO
	30	Central Michigan
Feb.	2	EASTERN MICHIGAN
	6	Toledo
	9	KENT
	13	Ball State
	20	WESTERN MICHIGAN
	23	Ohio
	27	CENTRAL MICHIGAN
Mar.	2	Bowling Green
	8	MAC TOURNAMENT

Home Games in CAPS

## HEAD COACH JERRY PIERSON

Alma Mater: Miami (OH), '66  
Basketball Office Phone: 513-529-4137  
Best Time To Reach Coach: 2:00-3:00 p.m.  
Year as Head Coach: Seventh  
Overall Collegiate Record: 94-80  
Year at Miami: Seventh  
Record at Miami: 94-80



Jerry Pierson



Jim Paul

## ASSISTANT COACHES

Name	Alma Mater/Year
Joe Barry	Ohio, '65
Tim Waller	Western Michigan, '79

## STARTERS RETURNING (4)

Name	Pos	Ht	Wt	Class	Pts	Reb	Ast
Craig Michaelis	F	6-6	193	So.	12.8	4.0	1.7
Jim Paul	C	6-10	234	Sr.	13.0	7.6	1.4
Cedric Vanleer	G	6-2	176	Jr.	5.4	1.6	1.2
Jamie Mercurio	G	6-3	170	Jr.	2.2	1.2	2.2

## STARTERS LOST (1)

Name	Pos	Ht	Wt	Pts	Reb	Ast
Tim Stewart	F	6-7	202	14.0	4.2	2.0

## ADDITIONAL LETTERMEN RETURNING (5)

Name	Pos	Ht	Wt	Class	Pts	Reb	Ast
Scott Belyeu	G	6-0	149	So.	2.5	1.2	1.3
David Foster	F	6-9	213	So.	0.4	0.3	0.0
Matt Kramer	F	6-6	202	So.	2.3	1.0	0.5
Braden McCormick	F	6-8	212	So.	2.0	1.6	0.1
David Scott	F	6-6	210	Jr.	14.3	2.9	1.6

## ADDITIONAL LETTERMEN LOST (2)

Name	Pos	Ht	Wt	Pts	Reb	Ast
Chip Reeves	F	6-6	218	4.3	2.9	0.8
Derek Walton	G	5-10	164	6.5	2.2	4.3

## TOP NEWCOMERS

Name	Pos	Ht	Wt	Class	Hometown/High School or JC
Mike Williams	F	6-5	194	Jr.	Dayton, OH/Chaminade
Vernon Crump	F	6-6	210	Fr.	Flatrock, OH/Woodhaven
Maurice Davis	F	6-5	190	Fr.	Detroit, MI/Case Tech



# MISSISSIPPI STATE BULLDOGS

DECEMBER 27-28, 1990  
EASTERN AIRLINES PALM  
BEACH CLASSIC  
WEST PALM BEACH AUDITORIUM  
WEST PALM BEACH, FLORIDA



## GENERAL INFORMATION

Location: Starkville, MS  
Enrollment: 13,141  
Conference: Southeastern  
Nickname: Bulldogs  
Colors: Maroon and White  
Home Arena: Humphrey Coliseum  
Capacity: 10,000  
All-Time Record vs. UM: 1-0  
1989-90 Overall Record: 16-14  
1990 Post Season Play: 1-1 in NIT

## PERSONNEL INFORMATION

President: Dr. Donald Zacharias  
Athletic Director: Larry Templeton  
Sports Information Director: Joe Dier  
SID Office Phone: (601) 325-2703  
SID Mailing Address: P.O. Drawer 5308  
Mississippi State, MS 39762  
Basketball SID: David Rosinski  
Home Phone: (601) 324-0497  
FAX Phone: (601) 325-2563  
Press Row Phone: (601) 325-3776

## 1989-90 RESULTS (16-14)

Opponent	W-L	Score
Northeast Louisiana	W	75-68
Centenary	W	96-80
CENTENARY	W	112-74
Kentucky	L	97-102
CHRISTIAN BRO.	W	86-51
New Orleans	W	62-55
East Carolina	W	72-63
Delaware	W	66-65
Connecticut	L	68-84
LOUISIANA STATE	W (OT)	87-80
Tennessee	L	77-82
Auburn	L	71-93
ALABAMA	L	57-62
Georgia	L	69-83
FLORIDA	W	98-73
MISSISSIPPI	W (4OT)	104-102
Vanderbilt	L	68-81
KENTUCKY	W (OT)	87-86
Louisiana State	L	68-86
TENNESSEE	L (OT)	83-84
AUBURN	L	74-77
Alabama	W	86-74
GEORGIA	L	74-82
Florida	W	79-54
Mississippi	L	67-75
VANDERBILT	W	83-68
TEXAS CHRISTIAN	W	64-60
Alabama	L	44-59
BAYLOR	W	84-75
New Orleans	L	60-65

## 1990-91 SCHEDULE

Nov.	20	NEWCASTLE FACOLNS
	26	TENNESSEE TECH
	30	Tennessee Chattanooga
Dec.	4	Jacksonville
	8	BALL STATE
	11	EASTERN KENTUCKY
	18	ALCORN STATE
	22	Drake
	27	EASTERN AIRLINES
		PALM BEACH CLASSIC
		Mississippi State vs. Ohio State
		Miami vs. Miami (OH)
Jan.	2	Tennessee
	6	MISSISSIPPI
	9	Kentucky
	12	VANDERBILT
	16	GEORGIA
	19	Florida
	23	ALABAMA
	26	Auburn
	30	Louisiana State
Feb.	2	TENNESSEE
	6	Vanderbilt
	9	KENTUCKY
	13	Mississippi
	16	Georgia
	20	FLORIDA
	23	Alabama
	27	AUBURN
Mar.	2	LOUISIANA STATE
	7	SEC TOURNAMENT


Home Games in CAPS

## HEAD COACH RICHARD WILLIAMS

Alma Mater: Mississippi State '67  
Basketball Office Phone: (601) 325-3800  
Best Time To Reach Coach: Weekdays 8:00-10:00 a.m.  
Year as Head Coach: Fifth  
Overall Collegiate Record: 50-65  
Year at MISS STATE: Fifth  
Record at MISS STATE: 50-65



Richard Williams



Cameron Burns

## ASSISTANT COACHES

Name	Alma Mater/Year
Robert Kirby	Pan American, '83
Rick Stansbury	Campbellsville College, '82
Richard Mathis	Southern Mississippi, '69

## STARTERS RETURNING (5)

Name	Pos	Ht	Wt	Class	Pts	Reb	Ast
Cameron Burns	F	6-7	220	Sr.	18.2	7.3	0.9
Greg Carter	F	6-6	215	Sr.	13.0	6.8	2.4
Tony Watts	G	6-2	165	Jr.	11.7	2.2	1.9
Doug Hartsfield	G	6-2	190	Sr.	11.5	3.0	5.3
Todd Merritt	F/C	6-9	220	Sr.	8.0	6.7	1.3

## STARTERS LOST (0)

## ADDITIONAL LETTERMEN RETURNING (4)

Name	Pos	Ht	Wt	Class	Pts	Reb	Ast
Brad Smith	G/F	6-6	175	So.	6.1	1.6	0.8
Carl Nichols	C	6-9	245	Sr.	4.4	4.7	0.5
Keith Hooper	F	6-5	185	Sr.	0.8	0.5	0.3
Ira Patterson	G	6-2	180	So.	0.3	0.5	0.9

## ADDITIONAL LETTERMEN LOST (1)

Name	Pos	Ht	Wt	Pts	Reb	Ast
Robert Woodard	G/F	6-4	200	4.1	2.7	0.7

## TOP NEWCOMERS

Name	Pos	Ht	Wt	Class	Hometown/High School or JC
Orien Watson	G	5-10	185	So.	Memphis, TN/ Memphis State
Nate Morris	F	6-6	190	Fr.	Columbus, MS/Caldwell





# OHIO STATE BUCKEYES

DECEMBER 27-28, 1990  
EASTERN AIRLINES PALM  
BEACH CLASSIC  
WEST PALM BEACH AUDITORIUM  
WEST PALM BEACH, FLORIDA



## GENERAL INFORMATION

Location: Columbus, OH  
Enrollment: 54,000  
Conference: Big Ten  
Nickname: Buckeyes  
Colors: Scarlet and Gray  
Home Arena: St. John Arena  
Capacity: 13,276  
All-Time Record vs. UM: 1-0  
1989-90 Overall Record: 17-13  
1990 Post Season Play: 1-1 in NCAA

## PERSONNEL INFORMATION

President: E. Gordon Gee  
Athletic Director: James L. Jones  
Sports Information Director: Steve Snapp  
SID Office Phone: (614) 292-6861  
SID Mailing Address: Room 124, St. Johns  
Arena, 410 Woody Hayes Dr.  
Columbus, OH, 43210  
Home Phone: (614) 261-1045  
FAX Phone: (614) 292-8547  
Press Row Phone: (614) 292-1813

## 1989-90 RESULTS (17-13)

Opponent	W-L	Score
DePaul	L	53-71
MOUNT ST. MARYS	W	102-63
N. Carolina State	L	54-68
Oklahoma State	L	59-81
AMERICAN	W	74-64
ROBERT MORRIS	W	78-51
SOUTH CAROLINA	W	59-46
LaSalle	L	62-74
New Orleans	W	74-66
INDIANA	W	69-67
Iowa	W	79-73
Michigan State	L	68-78
WISCONSIN	W	68-53
Michigan	L	88-90
Minnesota	L	78-83
PURDUE	L	66-78
Illinois	L	81-92
NORTHWESTERN	W	101-77
LOUISVILLE	W (OT)	91-88
IOWA	W	98-80
MICHIGAN STATE	L	75-84
Wisconsin	W	68-58
MICHIGAN	W	64-61
Purdue	L	70-75
ILLINOIS	W	86-80
Northwestern	W	95-86
Indiana	L	66-77
MINNESOTA	W	93-83
Providence	W	84-83
UNLV	L	65-76


## 1990-91 SCHEDULE

Nov.	13	SOVIET UNION
	19	ATHLETES IN ACTION
	25	BETHUNE COOKMAN
	28	DELAWARE STATE
Dec.	1	YOUNGSTOWN STATE
	8	CHICAGO STATE
	12	WRIGHT STATE
	15	American
	17	TENNESSEE STATE
	22	Georgetown
	27	EASTERN AIRLINES PALM BEACH CLASSIC Ohio State vs. Mississippi State Miami vs. Miami (OH)
Jan.	3	IOWA
	5	Michigan
	10	Northwestern
	12	WISCONSIN
	19	ILLINOIS
	21	Indiana
	24	Minnesota
	31	Michigan State
Feb.	3	PURDUE
	9	NORTHWESTERN
	11	MICHIGAN
	14	Wisconsin
	17	INDIANA
	20	ILLINOIS
	23	MINNESOTA
Mar.	3	MICHIGAN STATE
	6	Purdue
	9	Iowa


Home Games In CAPS

## HEAD COACH RANDY AYERS

Alma Mater: Miami (OH), '78  
Basketball Office Phone: (614) 292-0505  
Year as Head Coach: Second  
Overall Collegiate Record: 17-13  
Year at OSU: Second  
Record at OSU: 17-13



Randy Ayers



Jimmy Jackson

## ASSISTANT COACHES

Name	Alma Mater/Year
Paul Brazeau	Boston College, '81
Les Fertig	Oklahoma, '70
Dave Cecutti	Capital, '77

## STARTERS RETURNING (5)

Name	Pos	Ht	Wt	Class	Pts	Reb	Ast
Jim Jackson	F	6-6	210	So.	16.1	5.5	3.7
Chris Jent	F	6-7	220	Jr.	6.8	4.3	1.8
Perry Carter	C	6-8	225	Sr.	4.3	15.2	1.1
Jamaal Brown	G	6-4	188	Jr.	7.8	3.4	1.8
Mark Brown	G	6-1	180	Jr.	9.1	2.4	3.6

## STARTERS LOST (0)

## ADDITIONAL LETTERMEN RETURNING (7)

Name	Pos	Ht	Wt	Class	Pts	Reb	Ast
Alex Davis	G	6-1	170	So.	10.7	2.1	1.4
Treg Lee	F	6-8	220	Sr.	5.4	3.4	1.7
Bill Robinson	C	7-0	240	Jr.	3.9	3.1	0.2
Nick Hodak	F	6-6	185	Sr.	1.5	0.5	0.0
Tom Brandewie	F	6-8	215	So.	1.5	0.7	0.0
Scott Reeves	G	6-0	170	Sr.	1.0	0.3	0.3
Steve Hall	F	6-8	218	Jr.	0.8	0.5	0.0

## ADDITIONAL LETTERMEN LOST (0)

## TOP NEWCOMERS

Name	Pos	Ht	Wt	Class	Hometown/High School or JC
Jimmy Ratliff	F	6-8	195	Fr.	Middletown, OH/Middletown
Joe Reid	F	6-8	215	Fr.	Chagrin Falls, OH/University
Jamie Skelton	G	6-2	180	Fr.	Dayton, OH/Meadowdale



# FLORIDA GATORS

DECEMBER 30, 1990  
7:30 P.M. (EST)  
STEPHEN C. O'CONNELL CENTER  
GAINESVILLE, FLORIDA



## GENERAL INFORMATION

Location: Gainesville, FL  
Enrollment: 34,700  
Conference: Southeastern  
Nickname: Gators  
Colors: Orange and Blue  
Home Arena: Stephen C. O'Connell Center  
Capacity: 12,000  
All-Time Record vs. UM: 41-21  
1989-90 Overall Record: 7-21  
1990 Post Season Play: 0-0

## PERSONNEL INFORMATION

President: Dr. John Lombardi  
Athletic Director: Bill Arnsperger  
Sports Information Director: John Humenik  
SID Office Phone: (904) 375-4683, ext. 6100  
SID Mailing Address: Room 303, Florida  
Field, Gainesville, FL 32604  
Basketball SID: Joel Glass  
Home Phone: (904) 331-2631  
FAX Phone: (904) 375-4809  
Press Row Phone: TBA

## 1989-90 RESULTS (7-21)

Opponent	W-L	Score
FLORIDA STATE	W	82-69
ILLINOIS	L	69-74
James Madison	W	85-77
Texas	L	94-105
SOUTH FLORIDA	W	91-54
New Orleans	W	69-64
LaSalle	L	69-76
Mississippi	L	60-75
GEORGIA	W	97-69
Kentucky	L	81-89
AUBURN	W	84-62
TENNESSEE	L	75-80
Mississippi State	L	73-98
VANDERBILT	L	64-71
Louisiana State	L	52-70
Alabama	L	44-57
MISSISSIPPI	L	63-83
Georgia	L	65-70
Georgetown	L	40-56
KENTUCKY	L	74-78
Auburn	L	55-75
Tennessee	L	57-75
Miami	L	59-82
MISSISSIPPI STATE	L	54-79
Vanderbilt	L	54-67
LOUISIANA STATE	W	76-63
ALABAMA	L	54-63
Vanderbilt	L	58-68

## 1990-91 SCHEDULE

Nov.	15	ATHLETES IN ACTION
	20	BRAZILIAN NATIONAL TEAM
	24	South Florida
	27	TEXAS
	30	Florida State
Dec.	5	James Madison
	7	CARRIER CLASSIC
		Florida vs. UNC- Charlotte
		Alaska Anchorage vs. Syracuse
	15	AUGUSTA
	21	Stanford
	30	MIAMI
Jan.	2	MISSISSIPPI
	5	AUBURN
	9	Alabama
	12	Georgia
	16	TENNESSEE
	19	MISSISSIPPI STATE
	23	Kentucky
	26	Louisiana State
	30	VANDERBILT
Feb.	2	Mississippi
	6	Auburn
	9	ALABAMA
	12	GEORGIA
	16	Tennessee
	20	Mississippi State
	23	KENTUCKY
	27	LOUISIANA STATE
Mar.	2	Vanderbilt
	7	SEC TOURNAMENT

Home Games in CAPS

## HEAD COACH LON KRUGER

Alma Mater: Kansas State, '75  
Basketball Office Phone: (904) 375-4683, ext. 4258  
Best Time To Call: Weekday Mornings  
Year as Head Coach: Ninth  
Overall Collegiate Record: 133-105  
Year at Florida: First  
Record at Florida: 0-0



Lon Kruger



Dwayne Davis

## ASSISTANT COACHES

Name	Alma Mater/Year
Robert McCullum	Birmingham Southern, '76
Ron Stewart	Indiana, '71
Kirk Speraw	Iowa, '79
Mike Shepherd	Kansas State, '90

## STARTERS RETURNING (5)

Name	Pos	Ht	Wt	Class	Pts	Reb	Ast
B.J. Carter	G	5-7	165	Sr.	5.8	0.9	2.8
Livingston Chatman	F	6-7	230	Sr.	12.6	7.0	3.7
Dwayne Davis	F/C	6-7	215	Sr.	12.3	8.5	1.3
Renaldo Garcia	G	6-2	170	Sr.	5.9	3.0	1.6
Stacey Poole	G/F	6-6	200	So.	10.0	4.3	1.1

## STARTERS LOST (1)

Name	Pos	Ht	Wt	Pts	Reb	Ast
Dwayne Schintzius	C	7-2	275	19.1	9.5	1.4

## ADDITIONAL LETTERMEN RETURNING (5)

Name	Pos	Ht	Wt	Class	Pts	Reb	Ast
Hosie Grimsley	G/F	6-1	170	So.	5.9	3.0	1.6
Scott Stewart	G	6-0	165	So.	5.3	1.8	1.7
Brian Hogan	G	6-2	175	Jr.	3.8	0.9	0.6
Willie Jackson	G/F	6-0	190	So.	2.9	2.1	0.9
Tim Turner	F	6-7	170	Jr.	1.2	0.9	0.6

## ADDITIONAL LETTERMEN LOST (1)

Name	Pos	Ht	Wt	Pts	Reb	Ast
Travis Schintzius	F/C	6-8	210	1.7	1.5	0.2


## TOP NEWCOMERS

Name	Pos	Ht	Wt	Class	Hometown/High School or JC
Craig Brown	G	6-3	175	Fr.	Steelton, PA/Steelton
Louis Rowe	G/F	6-7	190	Fr.	St. Petersburg, FL/Lakewood
Martti Kulsma	F	6-10	215	Fr.	Helsinki, Finland
Jeremy Ulmer	F	6-7	207	Fr.	Auburn, CA/Auburn

# ST. JOSEPH'S HAWKS

**JANUARY 3, 1991**  
**7:00 P.M. (EST)**  
**ALUMNI MEMORIAL**  
**FIELD HOUSE**  
**PHILADELPHIA, PA**

**FEBRUARY 6, 1991**  
**7:30 P.M. (EST)**  
**MIAMI ARENA**  
**MIAMI, FLORIDA**



## GENERAL INFORMATION

Location: Philadelphia, PA  
Enrollment: 2,731  
Conference: Atlantic 10  
Nickname: Hawks  
Colors: Crimson and Gray  
Home Arena: Alumni Memorial Fieldhouse  
Capacity: 3,200  
All-Time Record vs. UM: 2-0  
1989-90 Overall Record: 7-21  
1990 Post Season Play: 0-1 in Atlantic 10

## PERSONNEL INFORMATION

President: Rev. Nicholas Rashford, S.J.  
Athletic Director: Don DiJulia  
Sports Information Director: Ken Krsolovic  
SID Office Phone: (215) 660-1704  
SID Mailing Address: 5600 City Ave.  
Philadelphia, PA 19131  
Home Phone: (215) 853-2195  
FAX Phone: (215) 660-1724  
Press Row Phone: TBA

## 1989-90 RESULTS (7-21)

Opponent	W-L	Score
DREXEL	W	94-87
GEO. WASHINGTON	L	67-81
Canisius	L	58-71
Rutgers	L	58-75
PRINCETON	L	47-62
Temple	L	54-74
Delaware	L	50-68
Connecticut	L	58-83
LOY. MARYMOUNT	L	96-99
DUQUESNE	W	79-64
West Virginia	L	62-82
RHODE ISLAND	W	75-67
PENNSYLVANIA	W	77-69
Villanova	L	62-69
WEST VIRGINIA	L	72-82
Rhode Island	L	76-78
TEMPLE	L	63-78
Penn State	L	72-92
George Washington	L	73-83
St. Bonaventure	W	61-58
PENN STATE	L	53-61
LASALLE	L	76-93
ST. BONAVENTURE	W	83-65
MASSACHUSETTS	W	81-75
RUTGERS	L	80-91
Duquesne	L	71-82
Massachusetts	L	57-80
DUQUESNE	L	70-96

## 1990-91 SCHEDULE

Nov.	18	USSR NATIONAL TEAM
	24	MARATHON OIL
	26	George Washington
	28	Drexel
Dec.	1	MASSACHUSETTS
	3	FORDHAM
	6	RUTGERS
	8	VILLANOVA
	22	South Carolina
	29	Loyola Marymount
Jan.	3	MIAMI
	5	Duquesne
	7	Massachusetts
	10	St. Bonaventure
	12	RHODE ISLAND
	16	PENNSYLVANIA
	19	GEORGE WASHINGTON
	22	Temple
	26	West Virginia
	28	ST. BONAVENTURE
Feb.	2	DUQUESNE
	4	TEMPLE
	6	Miami
	9	Penn State
	13	Rutgers
	16	LaSalle
	21	PENN STATE
	23	Rhode Island
	26	WEST VIRGINIA
Mar.	2	ATLANTIC-10 TOURNAMENT


Home Games in CAPS

## HEAD COACH JOHN GRIFFIN

Alma Mater: St. Joseph's, '78  
Basketball Office Phone: 215-660-1706  
Best Time To Reach Coach: Mornings  
Year as Head Coach: Fifth  
Overall Collegiate Record: 70-44  
Year at St. Joseph's: First  
Record at St. Joseph's: 0-0



John Griffin



Craig Amos

## ASSISTANT COACHES

Name	Alma Mater/Year
Phil Martelli	Widener, '76
David Spiller	Canisius, '78
Mike Doyle	Philadelphia Textile, '88

## STARTERS RETURNING (4)

Name	Pos	Ht	Wt	Class	Pts	Reb	Ast
Craig Amos	F	6-6	180	Jr.	16.0	6.4	1.1
Chris Gardler	G	5-8	150	Sr.	11.3	2.2	4.0
Marlon Miller	F	6-8	230	Sr.	7.9	5.1	1.1
Richard Stewart	G	6-4	180	Sr.	11.8	2.7	2.3

## STARTERS LOST (1)

Name	Pos	Ht	Wt	Pts	Reb	Ast
Mike Shaak	F	6-8	220	11.3	5.6	0.4

## ADDITIONAL LETTERMEN RETURNING (6)

Name	Pos	Ht	Wt	Class	Pts	Reb	Ast
Brian Daly	F	6-5	210	Jr.	2.2	1.8	0.6
Matt Guokas	C	6-8	250	Jr.	4.0	4.1	0.6
Eddie Malloy	F	6-6	175	So.	2.3	1.1	0.5
Brett McKay	G	5-11	170	So.	3.0	0.6	0.4
Ron Vercruyssen	C	6-11	240	Jr.	4.6	3.0	0.4
Ray Washington	G	6-1	180	Sr.	2.3	1.1	1.8

## ADDITIONAL LETTERMEN LOST (1)

Name	Pos	Ht	Wt	Pts	Reb	Ast
Mor Naaman	F	6-8	175	1.3	1.0	0.1

## TOP NEWCOMERS

Name	Pos	Ht	Wt	Class	Hometown/High School or JC
Bernard Blunt	G	6-3	200	Fr.	Syracuse, NY/Jackson-DeWitt
Rap Curry	G	6-3	190	Fr.	Lansdowne, PA/Penn Wood
Atasho Maldney	F	6-5	200	Fr.	San Francisco, CA/McAteer
Mike Sell	C	6-8	230	So.	Solon, OH/Solon
Jason Warley	F	6-5	205	SO.	Philadelphia, PA/Frankford



# WEST VIRGINIA MOUNTAINEERS

**JANUARY 5, 1991**

**7:00 P.M. (EST)**

**WEST VIRGINIA COLISEUM  
MORGANTOWN, WEST VIRGINIA**



## GENERAL INFORMATION

Location: Morgantown, VA  
Enrollment: 20,000  
Conference: Atlantic 10  
Nickname: Mountaineers  
Colors: Old Gold and Blue  
Home Arena: West Virginia Coliseum  
Capacity: 14,000  
All-Time Record vs. UM: First Meeting  
1989-90 Overall Record: 16-12  
1990 Post Season Play: 0-1 in Atlantic 10

## PERSONNEL INFORMATION

President: Neil Bucklew  
Athletic Director: Ed Pastilong  
Sports Information Director: Shelly Poe  
SID Office Phone: (304) 293-2821  
SID Mailing Address: P.O. Box 877  
Morgantown, WV 26507  
Home Phone: (304) 599-7259  
FAX Phone: (304) 293-4105  
Press Row Phone: (304) 293-2821

## 1989-90 RESULTS (16-12)

Opponent	W-L	Score
ROBERT MORRIS	L	64-67
OLD DOMINION	L	69-73
MARSHALL	W	74-56
PITTSBURGH	W (2OT)	97-93
Virginia Tech	L (OT)	68-75
JAMES MADISON	W	82-66
BOSTON COLLEGE	W	68-64
LEHIGH	W	92-81
DUQUESNE	W	97-60
ST. BONAVENTURE	W	105-65
ST. JOSEPH'S	W	82-62
Temple	L	69-73
Massachusetts	L	79-83
Rhode Island	L	79-83
GEO. WASHINGTON	W	107-98
St. Joseph's	W	82-72
UNC CHARLOTTE	L	86-92
MASSACHUSETTS	W	79-71
Duquesne	W	78-77
Rutgers	L	72-77
George Washington	L	84-91
RUTGERS	W	81-64
RHODE ISLAND	W	76-74
St. Bonaventure	L	70-81
Penn State	L	61-64
PENN STATE	W (OT)	79-71
TEMPLE	W	55-51
Massachusetts	L	55-78

## 1990-91 SCHEDULE

Nov.	27	ROBERT MORRIS
Dec.	1	MARYLAND
	4	Marshall
	8	Pittsburgh
	18	OLD DOMINION
	21	UNC-Charlotte
Jan.	3	ST. BONAVENTURE
	5	MIAMI
	10	Penn State
	12	RUTGERS
	15	Notre Dame
	19	Rutgers
	21	Rhode Island
	24	GEORGE WASHINGTON
	26	ST. JOSEPH'S
	29	George Washington
	31	PENN STATE
Feb.	2	VIRGINIA TECH
	6	Massachusetts
	10	Temple
	12	MASSACHUSETTS
	14	RHODE ISLAND
	17	Duquesne
	21	St. Bonaventure
	23	TEMPLE
	26	St. Joseph's
Mar.	2	ATLANTIC 10 TOURNAMENT


Home Games In CAPS

## HEAD COACH GALE CATLETT

Alma Mater: West Virginia, '63  
Basketball Office Phone: (304) 293-2193  
Best Time To Reach Coach: Early Afternoon  
Year as Head Coach: 19th  
Overall Collegiate Record: 375-163  
Year at WVU: 13th  
Record at WVU: 249-119



Gale Catlett



Chris Brooks

## ASSISTANT COACHES

Name	Alma Mater/Year
Gary McPherson	Washington & Lee, '58
Ron Brown	John Jay, '77
Butch Haswell	Fairmont State, '73

## STARTERS RETURNING (4)

Name	Pos	Ht	Wt	Class	Pts	Reb	Ast
Chris Brooks	F	6-6	230	Sr.	13.0	5.9	1.0
Charles Becton	F	6-7	200	Sr.	14.1	7.6	1.0
Tracy Shelton	G	6-0	170	Jr.	17.8	2.6	2.3
Junior Robinson	C	6-10	230	Sr.	3.6	2.4	0.6

## STARTERS LOST (1)

Name	Pos	Ht	Wt	Pts	Reb	Ast
Steve Berger	G	5-10	170	12.0	3.9	6.5

## ADDITIONAL LETTERMEN RETURNING (5)

Name	Pos	Ht	Wt	Class	Pts	Reb	Ast
Chris Leonard	G	6-4	185	Jr.	9.9	1.7	1.3
Jeremy Bodkin	F	6-8	205	So.	2.1	2.3	0.4
Shaun Jackson	F	6-4	185	Sr.	2.8	2.0	0.6
Matt Roadcap	C	6-9	220	So.	1.3	2.0	0.2
Thomas Kroger	C	6-10	235	Jr.	0.8	2.0	0.3

## ADDITIONAL LETTERMEN LOST (2)


Name	Pos	Ht	Wt	Pts	Reb	Ast
Chip Rupp	F	6-7	210	2.0	1.7	0.6
Rod Samuel	G	6-5	190	1.4	0.7	0.2

## TOP NEWCOMERS

Name	Pos	Ht	Wt	Class	Hometown/High School or JC
Mike Boyd	G	6-1	170	Fr.	Orange, NJ/Maine Central Institute
Pervires "P.G." Green	F	6-8	200	Fr.	Oak Hill, WV/Ft. Union Military
Marsalis Basey	G	5-8	175	Fr.	Martinsburg, WV/Martinsburg

# LEHIGH ENGINEERS

**JANUARY 9, 1991**  
**7:30 P.M. (EST)**  
**MIAMI ARENA**  
**MIAMI, FLORIDA**



## GENERAL INFORMATION

Location: Bethlehem, PA  
Enrollment: 4,500  
Conference: Patriot League  
Nickname: Engineers  
Colors: Brown and White  
Home Arena: Stabler Arena  
Capacity: 5,800  
All-Time Record vs. UM: 1-1  
1989-90 Overall Record: 18-12  
1990 Post Season Play: 2-1 in ECC

## PERSONNEL INFORMATION

President: Dr. Peter Likins  
Athletic Director: Joe Sterrett  
Sports Information Director: Glenn Hofmann  
SID Office Phone: (215) 758-3174  
SID Mailing Address: 436 Broadhead Ave.  
Bethlehem, PA 18015  
Home Phone: (215) 974-8403  
FAX Phone: (215) 758-4407  
Press Row Phone: (215) 758-4298

## 1989-90 RESULTS (18-12)

Opponent	W-L	Score
Pennsylvania	L	64-69
Princeton	L	50-61
Stanford	L	59-82
Southern Methodist	W	69-49
MUHLENBERG	W	103-77
COLGATE	W	95-54
Miami	W	83-59
West Virginia	L	81-92
ALBRIGHT	W	80-52
Army	W	94-82
BROWN	W	96-83
BUCKNELL	W	77-74
RIDER	W	85-63
Delaware	L	70-104
Columbia	W	76-71
HOFSTRA	L	80-83
Lafayette	L	69-74
Drexel	L	73-85
TOWSON STATE	W	87-69
PENN STATE	L	60-64
Bucknell	W	84-71
Rider	W	76-69
DELAWARE	W	95-91
LAFAYETTE	W	69-65
Hofstra	L	60-64
DREXEL	W (OT)	87-82
Towson State	L	82-92
Drexel	W	76-75
Bucknell	W	73-67
Towson State	L	60-73

## 1990-91 SCHEDULE

Nov.	23	Brown
	24	Harvard
	27	HOFSTRA
Dec.	1	American
	3	PRINCETON
	7	MARIST TOURNAMENT
		Lehigh vs. Canisius
		Brown vs. Marist
	29	Duke
Jan.	2	WILLIAM AND MARY
	5	ARMY
	7	TOWSON STATE
	9	Miami
	12	Florida International
	16	Fordham
	19	COLGATE
	21	COLUMBIA
	23	PENNSYLVANIA
	26	Lafayette
	28	Drexel
	30	BUCKNELL
Feb.	2	Holy Cross
	5	Army
	9	FORDHAM
	13	Colgate
	20	LAFAYETTE
	23	Bucknell
	25	HOLY CROSS

Home Games In CAPS

## HEAD COACH DAVE DUKE

Alma Mater: Villanova '74  
Basketball Office Phone: (215) 758-4298  
Best Time To Reach Coach: Mornings  
Year as Head Coach: Third  
Overall Collegiate Record: 28-30  
Year at Lehigh: Third  
Record at Lehigh: 28-30



Dave Duke



Bob Krizansky

## ASSISTANT COACHES

Name	Alma Mater/Year
Al Keglovits	East Stroudsburg, '74
Mike Polaha	Lehigh, '87
Scott Layer	Lehigh, '90
Leon Caldwell	Lehigh, '91

## STARTERS RETURNING (3)

Name	Pos	Ht	Wt	Class	Pts	Reb	Ast
Bob Krizansky	F	6-5	210	Jr.	16.6	7.5	3.5
Dozie Mbonu	F	6-6	190	Jr.	14.7	8.1	0.9
Mike O'Hara	G	6-4	170	Sr.	10.9	1.8	1.5

## STARTERS LOST (2)

Name	Pos	Ht	Wt	Pts	Reb	Ast
Scott Layer	G	5-11	165	6.4	1.5	4.3
Tom Martin	C	6-7	215	10.9	6.3	1.0

## ADDITIONAL LETTERMEN RETURNING (3)

Name	Pos	Ht	Wt	Class	Pts	Reb	Ast
Jerome Hipps	F	6-4	170	Jr.	5.3	1.9	0.8
John Lynch	F/C	6-7	210	So.	1.4	1.1	0.3
Steve Yaniga	F/G	6-4	180	Jr.	2.4	0.9	0.5

## ADDITIONAL LETTERMEN LOST (2)

Name	Pos	Ht	Wt	Pts	Reb	Ast
Neal Fenton	G	5-11	170	5.3	1.2	2.2
Peter Rudman	G	6-2	190	3.2	0.5	0.8

## TOP NEWCOMERS

Name	Pos	Ht	Wt	Class	Hometown/High School or JC
Allan Campbell	F/C	6-7	200	Fr.	Dallastown, PA/Dallastown HS
Jason Kokoszka	F/C	5-10	165	Fr.	London, England/American School
Mike McKee	G	5-10	165	Fr.	Philadelphia, PA/Roman Catholic

# NOTRE DAME FIGHTING IRISH

**JANUARY 12, 1991**  
**7:30 P.M. (EST)**  
**MIAMI ARENA**  
**MIAMI, FLORIDA**



## GENERAL INFORMATION

Location: Notre Dame, IN  
Enrollment: 9,829  
Conference: Independent  
Nickname: Fighting Irish  
Colors: Blue and Gold  
Home Arena: Joyce Center  
Capacity: 11,418  
All-Time Record vs. UM: 3-0  
1989-90 Overall Record: 16-13  
1990 Post Season Play: 0-1 in NCAA

## PERSONNEL INFORMATION

President: Rev. Edward A. Malloy, C.S.C.  
Athletic Director: Dick Rosenthal  
Sports Information Director: John Heisler  
SID Office Phone: (219) 239-7516  
SID Mailing Address: Notre Dame, IN 46556  
Basketball SID: Jim Daves  
Home Phone: (219) 233-8515  
FAX Phone: (219) 239-7941  
Press Row Phone: (219) 239-5309

## 1989-90 RESULTS (16-13)

Opponent	W-L	Score
SAN FRANCISCO	W	84-64
Louisville	L	73-84
Indiana	L	72-81
Marquette	L	68-80
UCLA	W	86-84
VALPARAISO	W	97-70
LAFAYETTE	W	86-71
BUTLER	W	97-65
Crelghton	L (OT)	75-77
Southern California	W	86-81
Boston College	W	80-67
LaSalle	L	78-86
Rutgers	W	74-69
Louisiana State	L	64-87
WICHITA STATE	W	88-78
MIAMI	W	107-60
DAYTON	W	97-79
Duke	L	76-88
Southern Methodist	W	63-49
Houston	L	82-93
MARQUETTE	W	79-76
Syracuse	W	66-65
DEPAUL	L	62-63
GEORGIA TECH	L (OT)	80-88
Dayton	L	79-97
MISSOURI	W	98-67
KENTUCKY	W	80-67
DePaul	L	59-64
Virginia	L	67-75

## 1990-91 SCHEDULE

Nov.	5	ATHLETES IN ACTION
	15	DODGE NIT
	28	INDIANA
Dec.	1	Kentucky
	3	Butler
	8	UCLA
	12	SOUTHERN CALIFORNIA
	22	PORTLAND
Jan.	2	VALPARAISO
	5	North Carolina
	6	USSR
	10	Wichita State
	12	Miami
	15	WEST VIRGINIA
	17	MARQUETTE
	22	RUTGERS
	26	VIRGINIA
	29	Dayton
	31	BOSTON COLLEGE
Feb.	2	DUKE
	6	LASALLE
	9	SYRACUSE
	12	Marquette
	16	Temple
	18	CREIGHTON
	20	DEPAUL
	23	St. John's
	26	DAYTON
Mar.	2	Louisville
	4	Missouri
	9	DePaul


Home Games in CAPS

## HEAD COACH DIGGER PHELPS

Alma Mater: Rider '63  
Basketball Office Phone: 219-239-5222  
Best Time To Reach Coach: 11:30 a.m.-noon  
Year as Head Coach: 21st  
Overall Collegiate Record: 407-180  
Year at ND: 20th  
Record at ND: 381-177



Digger Phelps



LaPhonso Ellis

## ASSISTANT COACHES

Name	Alma Mater/Year
Matt Kilcullen	Herbert H. Lehman, '76
Fran McCaffery	Pennsylvania, '82
Jeff Nix	Canisius, '80

## STARTERS RETURNING (2)

Name	Pos	Ht	Wt	Class	Pts	Reb	Ast
LaPhonso Ellis	F	6-9	238	Jr.	14.0	12.6	1.5
Elmer Bennett	G	6-1	165	Jr.	10.9	4.2	3.6

## STARTERS LOST (2)

Name	Pos	Ht	Wt	Pts	Reb	Ast
Keith Robinson	F	6-9	230	14.7	7.9	0.7
Joe Fredrick	G	6-4	193	13.0	1.6	2.1

## ADDITIONAL LETTERMEN RETURNING (4)

Name	Pos	Ht	Wt	Class	Pts	Reb	Ast
Tim Singleton	G	6-1	180	Sr.	4.2	1.4	4.8
Kevin Ellery	F	6-5	225	Sr.	4.4	2.3	0.8
Damion Sweet	F	6-5	200	Jr.	6.6	2.1	1.0
Keith Tower	C	6-11	235	Jr.	2.1	2.7	0.3

## ADDITIONAL LETTERMEN LOST (1)

Name	Pos	Ht	Wt	Class	Pts	Reb	Ast
Monty Williams	F	6-7	205	So.	7.7	3.7	1.1

## TOP NEWCOMERS

Name	Pos	Ht	Wt	Class	Hometown/High School or JC
Carl Cozen	F	6-6	220	Fr.	Chicago, IL/Marist
Joe Ross	F/C	6-10	215	Fr.	Wabash, IN/Northfield
Jon Ross	F	6-9	210	Fr.	Wabash, IN/Northfield



# LAFAYETTE COLLEGE LEOPARDS

**JANUARY 14, 1991**  
**7:30 P.M. (EST)**  
**MIAMI ARENA**  
**MIAMI, FLORIDA**



## GENERAL INFORMATION

Location: Easton, PA  
Enrollment: 2,050  
Conference: Patriot League  
Nickname: Leopards  
Colors: Maroon and White  
Home Arena: AP Kirby Field House  
Capacity: 3,500  
All-Time Record vs. UM: 0-1  
1989-90 Overall Record: 15-13  
1990 Post Season Play: 0-1 in ECC

## PERSONNEL INFORMATION

President: Dr. Robert I. Rotberg  
Athletic Director: Eve Atkinson  
Sports Information Director: Steve Pulver  
SID Office Phone: (215) 250-5122  
SID Mailing Address: 2 Markle Hall  
Easton, PA 18042  
Home Phone: (215) 559-9537  
FAX Phone: (215) 250-5127  
Press Row Phone: (215) 250-5127

## 1989-90 RESULTS (15-13)

Opponent	W-L	Score
COLGATE	W	97-71
Moravian	W	59-55
Rutgers	L	69-78
FORDHAM	W	67-66
Columbia	W	81-73
YALE	W	76-69
Notre Dame	L	71-86
Syracuse	L	64-85
ARMY	W	75-65
NAVY	W	72-65
BROWN	W	70-61
Rider	L	63-73
Hofstra	L	64-71
DELAWARE	W (OT)	79-76
Towson State	L	65-68
Holy Cross	L	62-64
Pennsylvania	L	53-69
Drexel	W	84-74
LEHIGH	W	74-69
BUCKNELL	W	66-55
HOFSTRA	W	64-63
Delaware	L	58-89
TOWSON STATE	W	83-70
Lehigh	L	65-69
DREXEL	L	61-70
RIDER	W	85-68
Bucknell	L	60-62
Delaware	L (2OT)	54-57

## 1990-91 SCHEDULE

Nov.	23	FLEET CLASSIC Boston U. vs. Lafayette Morgan State vs. Providence
	27	PRINCETON
Dec.	1	Brown
	4	COLUMBIA
	7	Yale
	10	DREXEL
	22	Maryland
	28	CONNECTICUT MUTUAL CLASSIC Connecticut vs. Lafayette Rhode Island vs. William and Mary
Jan.	2	Navy
	5	Drexel
	10	Holy Cross
	14	Miami
	16	ARMY
	19	FORDHAM
	23	Colgate
	26	LEHIGH
	28	PENNSYLVANIA
	31	RIDER
Feb.	2	Bucknell
	6	HOLY CROSS
	9	ARMY
	13	Fordham
	16	COLGATE
	20	Lehigh
	25	BUCKNELL
	28	PATRIOT LEAGUE TOURNAMENT


Home Games In CAPS

## HEAD COACH JOHN LEONE

Alma Mater: Hartwick '74  
Basketball Office Phone: (215) 250-5478  
Best Time To Reach Coach: Mornings  
Year as Head Coach: Third  
Overall Collegiate Record: 35-23  
Year at Lafayette: Third  
Record at Lafayette: 35-23



John Leone



John Stankavage

## ASSISTANT COACHES

Name	Alma Mater/Year
Joe Hindelang	Temple, '67
Scott Covel	William and Mary, '87

## STARTERS RETURNING (2)

Name	Pos	Ht	Wt	Class	Pts	Reb	Ast
Bruce Stantevage	G	6-2	175	Jr.	14.3	2.7	3.1
Craig White	F	6-5	190	Jr.	9.8	6.0	1.8

## STARTERS LOST (3)

Name	Pos	Ht	Wt	Class	Pts	Reb	Ast
Matt Roberts	C	6-7	220		10.3	4.5	4.6
Richard Soto	F	6-7	215		10.3	5.6	1.4
Andy Wescoe	G	5-11	176		14.8	2.7	1.8

## ADDITIONAL LETTERMEN RETURNING (5)

Name	Pos	Ht	Wt	Class	Pts	Reb	Ast
Terry Burke	G	6-2	180	Jr.	0.3	0.3	0.0
Keith VanAuken	F	6-6	200	Jr.	1.0	0.1	0.2
Jeff Antolick	F	6-6	190	So.	1.5	1.2	0.6
Tom Kresge	G	6-0	172	Sr.	3.5	1.1	0.6
Larry Spingner	G	6-3	185	So.	1.0	0.6	0.2

## ADDITIONAL LETTERMEN LOST (1)

Name	Pos	Ht	Wt	Class	Pts	Reb	Ast
Greg Bishop	F/G	6-4	180		6.0	2.3	0.9

## TOP NEWCOMERS

Name	Pos	Ht	Wt	Class	Hometown/High School or JC
Jamie Panko	F/C	6-7	205	Fr.	Islip, NJ/JF Kennedy
Jon Norton	F	6-0	185	Fr.	McLean, VA/Lawrenceville JC

# KANSAS JAYHAWKS

**JANUARY 16, 1991**  
**9:00 P.M. (EST)**  
**ALLEN FIELD HOUSE**  
**LAWRENCE, KANSAS**



## GENERAL INFORMATION

Location: Lawrence, KS  
 Enrollment: 28,773  
 Conference: Big Eight  
 Nickname: Jayhawks  
 Colors: Crimson and Blue  
 Home Arena: Allen Field House  
 Capacity: 15,800  
 All-Time Record vs. UM: 2-1  
 1989-90 Overall Record: 30-5  
 1990 Post Season Play: 1-1, in NCAA

## PERSONNEL INFORMATION

President: Dr. Gene Budig  
 Athletic Director: Dr. Bob Frederick  
 Sports Information Director: Doug Vance  
 SID Office Phone: (913) 864-3417  
 SID Mailing Address: 202 Allen Field House  
 Lawrence, KS 66045  
 Basketball SID: Dean Buchan  
 Home Phone: (913) 841-7046  
 FAX Phone: (913) 864-7944  
 Press Row Phone: (913) 864-3056

## 1989-90 RESULTS (30-5)

Opponent	W-L	Score
ALA. BIRMINGHAM	W	109-83
Louisiana State	W	89-83
NEVADA-LAS VEGAS	W	91-77
St. Johns	W	66-57
IDAHO	W	87-58
MD. BALTIMORE CO.	W	86-67
TENNESSEE MARTIN	W	103-48
Southern Methodist	W	86-53
KENTUCKY	W	150-95
PEPPERDINE	W	98-73
ARIZONA STATE	W	90-67
TEX. PAN AMERICAN	W	103-83
STANFORD	W	83-61
Wichita State	W	93-66
WINTHROP	W	94-51
Nebraska	W	93-83
Miami	W	100-73
OKLAHOMA STATE	W	91-77
ELIZABETH CITY ST.	W	132-65
Missouri	L	87-95
Kansas State	W	85-57
COLORADO	W	90-69
OKLAHOMA	W	85-74
Oklahoma State	W	83-76
Iowa State	W	88-83
MISSOURI	L	71-77
NEBRASKA	W	94-67
Colorado	W	103-71
KANSAS STATE	W	70-58
Oklahoma	L	78-100
IOWA STATE	W	96-63
Iowa State	W	118-75
Oklahoma	L	77-95
Robert Morris	W	79-71
UCLA	L	70-71

## 1990-91 SCHEDULE

Nov.	9	AUSTRALIA NATIONAL TEAM
	16	AAU CLUB TEAM
	23	Arizona State
	24	Northern Arizona
Dec.	1	MARQUETTE
	4	SOUTHERN METHODIST
	8	Kentucky
	15	RIDER
	22	TEXAS SAN ANTONIO
	28	Hawaii-Loa
Jan.	2	Pepperdine
	5	N.C. STATE
	8	Oklahoma
	10	MARLAND BALTIMORE COUNTY
	12	Oklahoma State
	16	MIAMI
	19	MISSOURI
	23	WICHITA STATE
	26	COLORADO
	29	Kansas State
Feb.	2	Iowa State
	6	NEBRASKA
	9	OKLAHOMA STATE
	12	Missouri
	16	OKLAHOMA
	20	Colorado
	23	KANSAS STATE
	26	IOWA STATE
Mar.	3	Nebraska
	8	BIG EIGHT TOURNAMENT

Home Games In CAPS

## HEAD COACH ROY WILLIAMS

Alma Mater: North Carolina '72  
 Basketball Office Phone: (913) 864-3056  
 Best Time To Reach Coach: Mornings  
 Year as Head Coach: Third  
 Overall Collegiate Record: 49-17  
 Year at Kansas: Third  
 Record at Kansas: 49-17



Roy Williams



Mark Randall

## ASSISTANT COACHES

Name	Alma Mater/Year
Jerry Green	Appalachian State, '68
Steve Robinson	Radford, '81
Kevin Stallings	Purdue, '82
Mark Turgeon	Kansas, '87

## STARTERS RETURNING (1)

Name	Pos	Ht	Wt	Class	Pts	Reb	Ast
Mark Randall	F	6-9	235	Sr.	13.3	6.2	0.4

## STARTERS LOST (4)

Name	Pos	Ht	Wt	Pts	Reb	Ast
Kevin Pritchard	G	6-3	180	14.5	2.5	5.1
Rick Calloway	F	6-6	190	13.1	4.3	2.9
Jeff Guedner	G	6-5	190	10.7	4.6	3.8
Pekka Markkanen	C	6-10	210	8.7	3.9	0.4

## ADDITIONAL LETTERMEN RETURNING (6)

Name	Pos	Ht	Wt	Class	Pts	Reb	Ast
Terry Brown	G	6-2	185	Sr.	11.0	2.5	0.8
Mike Maddox	F	6-7	210	Sr.	8.7	3.5	1.3
Alonzo Jamison	F	6-5	225	Jr.	4.9	2.0	1.6
Adonis Jordan	G	5-11	160	So.	3.0	1.2	3.2
Kirk Wagner	F	6-7	210	Sr.	3.0	1.8	0.1
Malcolm Nash	F	6-7	195	Jr.	1.0	1.3	0.1

## ADDITIONAL LETTERMEN LOST (1)

Name	Pos	Ht	Wt	Pts	Reb	Ast
Freeman West	G	6-5	210	6.0	3.7	1.3

## TOP NEWCOMERS

Name	Pos	Ht	Wt	Class	Hometown/High School or JC
David Johanning	C	6-10	220	Jr.	Wichita, KS/Hutchington CC
Richard Scott	F	6-6	215	Fr.	Little Rock, AR/Little Rock Central
Steve Woodberry	G	6-4	175	Fr.	Wichita, KS/Lee's Summit

# MEMPHIS STATE TIGERS



**JANUARY 21, 1991**  
**7:30 P.M. (EST)**  
**MID-SOUTH COLISEUM**  
**MEMPHIS, TENNESSEE**

**FEBRUARY 11, 1991**  
**7:30 P.M. (EST)**  
**MIAMI ARENA**  
**MIAMI, FLORIDA**

## GENERAL INFORMATION

**Location:** Memphis, TN  
**Enrollment:** 22,500  
**Conference:** Metro  
**Nickname:** Tigers  
**Colors:** Blue and Gray  
**Home Arena:** Mid-South Coliseum  
**Capacity:** 11,200  
**All-Time Record vs. UM:** 3-2  
**1989-90 Overall Record:** 18-12  
**1990 Post Season Play:** 0-1, in NIT

## PERSONNEL INFORMATION

**President:** Dr. Thomas G. Carpenter  
**Athletic Director:** Charles Cavagnaro  
**Sports Information Director:** Bob Winn  
**SID Office Phone:** (901) 678-2337  
**SID Mailing Address:** 205 Athletic Office Bldg.  
 Memphis, TN 38152  
**Basketball SID:** Mark McClellan  
**Home Phone:** (901) 377-8608  
**FAX Phone:** (901) 678-4134  
**Press Row Phone:** TBA

## 1989-90 RESULTS (18-12)

Opponent	W-L	Score
TENNESSEE STATE	W	99-74
TENNESSEE	W	91-72
WYOMING	W	91-75
Oklahoma State	L	68-93
OREGON STATE	W	78-72
NEW ORLEANS	W	59-55
JACKSON STATE	W	96-73
MISSOURI	L	65-71
Ball State	L (OT)	76-73
Illinois	L	71-83
NE LOUISIANA	W	68-47
VIRGINIA TECH	W	97-77
Tulane	L	80-81
SO. MISSISSIPPI	W	93-77
TEXAS SOUTHERN	W	85-82
Louisville	L	69-86
Florida State	L	72-78
South Carolina	W	74-72
CINCINNATI	W	82-64
Virginia Commonwealth	L (OT)	69-70
TULANE	W	85-74
Southern Mississippi	L	82-86
FLORIDA STATE	W	81-69
Cincinnati	L	76-82
LOUISVILLE	W	92-68
SOUTH CAROLINA	W	90-71
Virginia Tech	L	74-87
South Carolina	W	71-56
Louisville	L	73-76
TENNESSEE	L	71-73


## 1990-91 SCHEDULE

Nov.	10	HIGH FIVE AMERICA
	14	DODGE NIT
	27	Tennessee
	29	NEWCASTLE FALCONS
Dec.	1	PRAIRIE VIEW
	4	MURRAY STATE
	8	MIDDLE TENNESSEE STATE
	13	MERCER
	16	Wyoming
	19	Oregon State
	28	ILLINOIS
	30	SOUTH CAROLINA STATE
Jan.	2	Missouri
	5	Virginia Tech
	10	Louisville
	12	TULANE
	19	Southern Mississippi
	21	MIAMI
	24	FLORIDA STATE
	26	SOUTH CAROLINA
	30	EAST TENNESSEE
Feb.	2	Cincinnati
	9	Tulane
	11	Miami
	14	CINCINNATI
	16	LOUISVILLE
	21	Florida State
	23	South Carolina
Mar.	2	VIRGINIA TECH
	7	METRO CONFERENCE TOURN.


Home Games in CAPS

## HEAD COACH LARRY FINCH

**Alma Mater:** Memphis State  
**Basketball Office Phone:** (901) 678-2346  
**Best Time To Reach Coach:** 10 a.m. to noon  
**Year as Head Coach:** Fifth  
**Overall Collegiate Record:** 85-43  
**Year at Memphis State:** Fifth  
**Record at Memphis State:** 85-43



Larry Finch



Elliot Perry

## ASSISTANT COACHES

Name	Alma Mater/Year
Dorsey Sims	Tennessee State, '55
Dave Loos	Memphis State, '69
Tim Morgan	Memphis State, '65

## STARTERS RETURNING (4)

Name	Pos	Ht	Wt	Class	Pts	Reb	Ast
Elliot Perry	G	6-0	150	Sr.	16.8	3.7	5.0
Ernest Smith	F	6-5	200	Jr.	10.6	5.7	1.3
Kelvin Allen	F	6-7	225	So.	6.0	4.4	0.6
Ben Spiva	C	6-7	235	Jr.	6.1	3.0	0.7

## STARTERS LOST (1)

Name	Pos	Ht	Wt	Pts	Reb	Ast
Cheyenne Gibson	G	6-3	185	13.9	4.2	3.8

## ADDITIONAL LETTERMEN RETURNING (7)

Name	Pos	Ht	Wt	Class	Pts	Reb	Ast
Todd Mundt	C	7-0	235	So.	7.9	3.7	1.0
Russell Young	F/G	6-5	200	Jr.	5.8	3.3	0.3
Tony Madlock	G	6-1	175	Jr.	4.0	0.9	1.8
Ronald McClain	F	6-9	195	Sr.	3.6	3.2	0.7
John McLaughlin	G	6-5	195	Sr.	3.0	0.7	0.9
Tim Duncan	F	6-8	190	Jr.	1.9	1.6	0.2
Montrell Nash	F	6-10	210	So.	1.6	2.3	0.2

## ADDITIONAL LETTERMEN LOST (2)

Name	Pos	Ht	Wt	Pts	Reb	Ast
Jewell Burton	F	6-6	205	5.3	2.7	0.7
John Williams	G	5-10	170	0.4	0.6	0.6

## TOP NEWCOMERS

Name	Pos	Ht	Wt	Class	Hometown/High School or JC
Anthony Douglas	F	6-7	250	So.	Memphis, TN/Memphis East
Billy Smith	G	6-5	210	So.	Memphis, TN/Memphis East



# WAKE FOREST DEMON DEACONS

JANUARY 28, 1991

7:30 P.M. (EST)

LAWRENCE JOEL COLISEUM

WINSTON SALEM, NORTH CAROLINA



## GENERAL INFORMATION

Location: Winston Salem, NC

Enrollment: 3,400

Conference: Atlantic Coast

Nickname: Demon Deacons

Colors: Old Gold and Black

Home Arena: Lawrence Joel Coliseum

Capacity: 14,407

All-Time Record vs. UM: 1-0

1989-90 Overall Record: 12-16

1990 Post Season Play: 0-1 in ACC

## PERSONNEL INFORMATION

President: Dr. Thomas K. Hern, Jr.

Athletic Director: Dr. Gene Hooks

Sports Information Director: John Justus

SID Office Phone: (919) 759-5640

SID Mailing Address: P.O. Box 7426

Winston Salem, NC 27109

Home Phone: (919) 727-1094

FAX Phone: (919) 759-5622

Press Row Phone: (919) 727-2945

## 1989-90 RESULTS (12-16)

Opponent	W-L	Score
DAVIDSON	W	84-65
Evansville	W (OT)	69-64
CORNELL	W	80-49
SETON HALL	L (OT)	74-76
CAMPBELL	W	77-43
UNC-WILMINGTON	W	61-56
ALABAMA	W	67-65
PURDUE	L	52-66
PENN STATE	L	63-67
Maryland	L	82-88
GEORGIA TECH	L	79-91
E. TENNESSEE ST.	W	73-69
Clemson	L	57-76
Richmond	L	49-51
N.C. STATE	L	57-61
DUKE	L	69-97
North Carolina	L	61-73
VIRGINIA	L (OT)	70-71
Old Dominion	W	60-58
Georgia Tech	L	70-79
NORTH CAROLINA	L	67-72
WILLIAM AND MARY	W	77-52
Duke	L	56-71
CLEMSON	L	75-89
MARYLAND	W	84-74
Virginia	W	51-50
N.C. State	W	93-91
Clemson	L	70-79

## 1990-91 SCHEDULE

Nov.	15	WEST GERMANY
	23	HOWARD
	24	FARLEIGH DICKINSON
	27	Alabama
Dec.	1	Tulane
	6	VILLANOVA
	20	Davidson
	22	RICHMOND
Jan.	2	MARYLAND
	6	Georgia Tech
	9	COLORADO
	12	Clemson
	14	Duke
	19	N.C. STATE
	23	NORTH CAROLINA
	28	MIAMI
	31	WINTHROP
Feb.	2	Virginia
	4	William and Mary
	6	BUCKNELL
	9	GEORGIA TECH
	10	VIRGINIA
	13	North Carolina
	16	DUKE
	23	Maryland
	24	CLEMSON
	27	NEW HAMPSHIRE
Mar.	2	N.C. State
	8	ACC TOURNAMENT

Home Games In CAPS

## HEAD COACH DAVID ODOM

Alma Mater: Guilford College, '65

Basketball Office Phone: (919) 759-5622


Best Time To Reach Coach: 9:00-11:00 a.m.

Year as Head Coach: Fifth


Overall Collegiate Record: 50-58

Year at Wake Forest: Second

Record at Wake Forest: 12-16



David Odom



Chris King

## ASSISTANT COACHES

Name	Alma Mater/Year
Jerry Wainright	Colorado College, '68
Ricky Stokes	Virginia, '84
Larry Davis	Asbury College, '78

## STARTERS RETURNING (4)

Name	Pos	Ht	Wt	Class	Pts	Reb	Ast
Chris King	F	6-8	225	Jr.	16.1	7.4	1.0
Anthony Tucker	F	6-8	225	Jr.	13.0	6.3	3.3
Robert Siler	G	6-3	200	Sr.	9.8	2.9	1.8
Derrick McQueen	G	5-11	180	Jr.	6.1	3.1	5.2

## STARTERS LOST (1)

Name	Pos	Ht	Wt	Pts	Reb	Ast
Sam Ivy	F	6-7	225	9.9	5.3	0.4

## ADDITIONAL LETTERMEN RETURNING (4)

Name	Pos	Ht	Wt	Class	Pts	Reb	Ast
David Hedgecoe	F	6-7	225	So.	0.9	0.6	0.7
Phil Medlin	C	6-9	235	Jr.	1.8	2.2	0.2
Todd Sanders	F	6-6	215	Sr.	2.5	1.3	0.6
Tom Wise	C	6-9	240	Sr.	1.1	1.2	0.0

## ADDITIONAL LETTERMEN LOST (3)

Name	Pos	Ht	Wt	Pts	Reb	Ast
David Carlyle	G/F	6-8	215	6.0	1.9	1.1
Ralph Kitley	C	6-10	255	1.6	3.0	0.3
Antonio Johnson	G/F	6-4	200	3.7	0.9	1.3

## TOP NEWCOMERS

Name	Pos	Ht	Wt	Class	Hometown/High School or JC
Marc Blucas	G	6-3	190	Fr.	Girard, PA/Girard
Randolph Childress	G	6-2	175	Fr.	Clinton, MD/Flint Hill Prep
Robert Doggett	G	6-3	185	Fr.	Reidsville, NC/Reidsville
Stan King	C	7-0	245	Fr.	Jamaica, NY/August Martin
Trelonnie Owens	F	6-8	240	Fr.	Bladenboro, NC/Bladenboro

# NORTHEASTERN HUSKIES

**JANUARY, 31, 1991**  
**7:30 P.M. (EST)**  
**MIAMI ARENA**  
**MIAMI, FLORIDA**



## GENERAL INFORMATION

**Location:** Boston, MA  
**Enrollment:** 15,000  
**Conference:** North Atlantic  
**Nickname:** Huskies  
**Colors:** Red and Black  
**Home Arena:** Matthews Arena  
**Capacity:** 6,000  
**All-Time Record vs. UM:** First Meeting  
**1989-90 Overall Record:** 16-12  
**1990 Post Season Play:** 0-0

## PERSONNEL INFORMATION

**President:** Dr. John A. Curry  
**Athletic Director:** Irwin M. Cohen  
**Sports Information Director:** Jack Grinold  
**SID Office Phone:** (617) 437-2691  
**SID Mailing Address:** 360 Huntington Ave  
 Boston, Ma, 02115

**Basketball SID:** Jon Tapper  
**Home Phone:** (617) 262-1211  
**FAX Phone:** (617) 437-3152  
**Press Row Phone:** (617) 437-5316

## 1989-90 RESULTS (16-12)

Opponent	W-L	Score
Virginia	L	60-82
Army	L	65-66
Rhode Island	W	94-92
Howard	L	74-80
MASSACHUSETTS	W	79-73
HOUSTON	L	68-72
Oregon	L	74-77
UNC-Charlotte	L	76-85
Pepperdine	L	79-105
Northwestern	L	70-74
FRANKLIN PIERCE	W	75-62
NEW HAMPSHIRE	W	79-69
Maine	L	61-74
Tulane	W	74-65
FAIRFIELD	W	79-72
VERMONT	W (OT)	76-73
HARTFORD	W (OT)	87-82
New Hampshire	W	71-53
MAINE	W	78-58
COLGATE	W	85-70
Boston University	L	80-82
Niagara	W	96-84
Colgate	L	76-91
Vermont	W	76-59
Hartford	W	68-66
Central Connecticut	W	81-61
BOSTON UNIVERSITY	W	93-83
Vermont	L	62-76

## 1990-91 SCHEDULE

Nov.	22	MAUI CLASSIC
	27	U.S. International
Dec.	1	RHODE ISLAND
	3	HOWARD
	6	Massachusetts
	9	DELAWARE
	17	EAST ILLINOIS
	19	George Mason
	28	ALBERTSON CHRISTMAS TOURN.
Jan.	5	Virginia Commonwealth
	8	NIAGARA
	12	Maine
	16	Drexel
	19	NORTHWESTERN
	21	TULANE
	23	Hartford
	26	Boston University
	31	Miami
Feb.	2	Vermont
	5	NEW HAMPSHIRE
	7	Army
	11	Farleigh Dickinson
	16	HARTFORD
	19	MAINE
	23	New Hampshire
	26	VERMONT
Mar.	2	BOSTON UNIVERSITY
	5	NAC TOURNAMENT


Home Games in CAPS

## HEAD COACH KARL FOGEL

**Alma Mater:** Colby '68  
**Basketball Office Phone:** 617-437-2672  
**Best Time To Reach Coach:** Mornings  
**Year as Head Coach:** Eighth  
**Overall Collegiate Record:** 108-82  
**Year at Northeastern:** Fifth  
**Record at Northeastern:** 75-43



Karl Fogel



Steve Carney

## ASSISTANT COACHES

Name	Alma Mater/Year
Keith Motley	Northeastern, '78
Kevin Dunne	Providence, '70
Dennis Walsh	Providence, '70

## STARTERS RETURNING (3)

Name	Pos	Ht	Wt	Class	Pts	Reb	Ast
Steve Carney	F	6-7	210	Sr.	13.7	10.3	0.5
Lamont Hough	G	5-10	165	So.	11.2	2.5	2.5
Dexter Jenkins	G/F	6-3	180	Sr.	8.8	3.0	2.6

## STARTERS LOST (2)

Name	Pos	Ht	Wt	Pts	Reb	Ast
George Yuille	G	6-1	170	13.9	3.3	3.9
Barry Abercrombie	C	6-9	215	9.1	6.5	0.3

## ADDITIONAL LETTERMEN RETURNING (7)

Name	Pos	Ht	Wt	Class	Pts	Reb	Ast
Marcellus Anderson	F	6-5	215	Sr.	8.8	6.0	0.4
Ron Lacey	G/F	6-3	180	Sr.	6.6	2.5	1.1
Maurice Brighthaupt	F	6-7	240	Sr.	4.2	3.2	0.1
Tony McBride	F	6-6	190	Sr.	4.2	2.1	0.3
George Robinson	G	5-10	170	Sr.	1.6	0.5	1.8
Leroy Hodge	F	6-6	200	Sr.	2.0	0.0	0.0
Al Barney	F	6-6	190	So.	1.5	1.8	0.1

## ADDITIONAL LETTERMEN LOST (2)

Name	Pos	Ht	Wt	Pts	Reb	Ast
Terence Alexander	G/F	6-2	180	0.5	0.3	0.4
Marvin Gantt	C	6-9	195	0.3	0.6	1.3

## TOP NEWCOMERS

Name	Pos	Ht	Wt	Class	Hometown/High School or JC
Von Battle	G	6-0	180	Fr.	Suitland, MD/Forrestville
Dan Callahan	C/F	6-8	225	Fr.	Bedford, MA/Bedford
Joe Carey	F	6-6	190	Fr.	Baltimore, MD/Lake Clifton
Ben Harlee	G	6-3	190	Fr.	Baltimore, MD/Lake Clifton

# DAVIDSON COLLEGE WILDCATS

**FEBURARY, 2, 1991**  
**7:30 P.M. (EST)**  
**MIAMI ARENA**  
**MIAMI, FLORIDA**



## GENERAL INFORMATION

Location: Davidson, North Carolina  
Enrollment: 1,428  
Conference: Big South  
Nickname: Wildcats  
Colors: Red and Black  
Home Arena: Belk Arena  
Capacity: 6,000  
All-Time Record vs. UM: 0-2  
1989-90 Overall Record: 4-24  
1990 Post Season Play: 0-0

## PERSONNEL INFORMATION

President: John W. Kuykendall  
Athletic Director: Terry Holland  
Sports Information Director: Emil Parker  
SID Office Phone: (704) 892-2374  
SID Mailing Address: Box 1750  
Davidson, NC 28036  
Home Phone: (704) 892-0607  
FAX Phone: (704) 892-2369  
Press Row Phone: (704) 892-2635

## 1989-90 RESULTS (4-24)

Opponent	W-L	Score
Wake Forest	L	65-84
William and Mary	L	79-80
VIRGINIA	L	57-71
ERSKINE	W	70-69
UNC-CHARLOTTE	L	63-67
DUKE	L	44-89
St. John's	L	65-83
UNC-Asheville	L	56-61
CAMPBELL	L	54-81
FURMAN	L	57-60
Iowa State	L	71-86
CENTRAL FLORIDA	L	51-53
UNC-Wilmington	L	58-74
WINTHROP	L	49-51
Appalachian	L	60-88
South Carolina	L	55-70
WOFFORD	W	79-67
UNC-ASHEVILLE	L	58-61
Campbell	L	56-66
Citadel	L	66-76
Furman	L	76-97
MIAMI (FL)	L	64-72
Winthrop	L	67-68
Miami (OH)	L	57-89
CITADEL	L	76-85
Central Florida	W	83-74
LIBERTY	L	55-57
St. Joseph's (ME)	W	82-61


## 1990-91 SCHEDULE

Nov.	3	Cherry Point
	10	SWEDISH NATIONAL TEAM
	23	LAPCHICK TOURNAMENT
	27	WILLIAM AND MARY
Dec.	1	ERSKINE
	5	UNC-ASHEVILLE
	8	WAKE FOREST
	10	RADFORD
	19	WOFFORD
	29	UNC-Asheville
Jan.	5	Baptist
	8	APPALACHIAN STATE
	12	COASTAL CAROLINA
	14	Campbell
	17	BAPTIST
	19	Radford
	21	Virginia
	23	SOUTH CAROLINA
	26	AUGUSTA
	28	UNC-Charlotte
	31	Augusta
Feb.	2	Miami
	6	WINTHROP
	11	Costal Carolina
	13	Duke
	16	Winthrop
	20	CAMPBELL
	25	Liberty
	28	BIG SOUTH TOURNAMENT


Home Games in CAPS

## HEAD COACH BOB MCKILLOP

Alma Mater: Hofstra, '72  
Basketball Office Phone: (704) 892-2369  
Best Time To Reach Coach: 9:00 a.m.-5:00 p.m.  
Year as Head Coach: Second  
Overall Collegiate Record: 4-24  
Year at Davidson: Second  
Record at Davidson: 4-24



Bob McKillop



Detlef Musch

## ASSISTANT COACHES

Name	Alma Mater/Year
Don Hogan	South Alabama, '80
Matt Doherty	North Carolina, '84
Larry Garloch	Miami (OH), '73
Ray Ingram	Hofstra, '72

## STARTERS RETURNING (2)

Name	Pos	Ht	Wt	Class	Pts	Reb	Ast
Detlef Musch	C	6-11	230	So.	9.9	6.7	0.5
Paul Denmond	G	6-3	198	Jr.	13.4	4.0	2.3

## STARTERS LOST (3)

Name	Pos	Ht	Wt	Class	Pts	Reb	Ast
Maurice Gray	F	6-5	205		7.0	3.5	1.1
Jay Schmitt	C	6-8	220		7.8	4.8	0.5
Alan Hunter	G	5-10	170		10.3	2.7	2.7

## ADDITIONAL LETTERMEN RETURNING (6)

Name	Pos	Ht	Wt	Class	Pts	Reb	Ast
Darry Stickland	G	6-3	190	Sr.	4.2	2.5	1.7
Paul Drobnitch	F	6-8	210	Jr.	3.0	3.2	0.4
Turner Gilmore	G	6-3	180	Sr.	0.8	1.3	0.4
J.D. Heuer	F	6-7	210	So.	2.4	1.4	0.2
Sterling Freeman	G	6-4	173	Jr.	2.6	2.1	0.8
Paul Rybiski	F	6-8	185	Jr.	0.4	0.6	0.0

## ADDITIONAL LETTERMEN LOST (2)

Name	Pos	Ht	Wt	Class	Pts	Reb	Ast
A.J. Morgan	G	6-2	170		2.9	2.3	0.9
Jeff Harris	C	6-8	230		0.6	1.0	0.1

## TOP NEWCOMERS

Name	Pos	Ht	Wt	Class	Hometown/High School or JC
Scott Alford	F	6-6	190	Fr.	Jacksonville, FL/Maine Central
Jeff Chapin	F	6-9	220	Jr.	Bradenton, FL/Manatee CC



# VIRGINIA COMMONWEALTH RAMS



**FEBRUARY 9, 1991**  
**7:30 P.M. (EST)**  
**MIAMI ARENA**  
**MIAMI, FLORIDA**

## GENERAL INFORMATION

Location: Richmond, VA  
Enrollment: 21,391  
Conference: Sun Belt  
Nickname: Rams  
Colors: Black and Gold  
Home Arena: Richmond Coliseum  
Capacity: 14,900  
All-Time Record vs. UM: 1-1  
1989-90 Overall Record: 11-17  
1990 Post Season Play: 0-0

## PERSONNEL INFORMATION

President: Dr. Eugene Trani  
Athletic Director: Dr. Richard Sander  
Sports Information Director: Mike Ballweg  
SID Office Phone: (804) 367-8818  
SID Mailing Address: VCU Box 2003  
Richmond, VA 23284-2003  
Home Phone: (804) 270-3335  
FAX Phone: (804) 367-1278  
Press Row Phone: (804) 786-2138

## 1989-90 RESULTS (11-17)

Opponent	W-L	Score
MERCER	W	79-60
WOFFORD	W	71-52
Syracuse	L	73-100
ARKANSAS STATE	L	66-82
RICHMOND	L	54-66
RADFORD	W	82-48
BRADLEY	W	89-66
VIRGINIA	L	46-63
OLD DOMINION	L	67-77
James Madison	W	67-66
Virginia Tech	L (OT)	68-71
W. KENTUCKY	L	44-57
Jacksonville	W (OT)	86-81
ALA. BIRMINGHAM	L	59-80
Old Dominion	W	55-49
South Alabama	L	64-65
SOUTH FLORIDA	L	65-68
George Mason	L	68-71
MEMPHIS STATE	W (OT)	70-69
Alabama Birmingham	L	51-74
SOUTH ALABAMA	W	72-53
JACKSONVILLE	L	53-79
Western Kentucky	L	65-68
South Florida	L	66-75
UNC CHARLOTTE	W	82-70
OLD DOMINION	L	62-80
UNC Charlotte	W	69-66
Alabama Birmingham	L	68-83

## 1990-91 SCHEDULE

Nov.	10	MARATHON OIL
	16	FINNISH NATIONAL TEAM
	24	NEW HAMPSHIRE
	28	Illinois State
Dec.	1	AUGUSTA
	5	Richmond
	8	Oklahoma
	11	VIRGINIA TECH
	17	Tennessee
	22	BIG ISLE INVITATIONAL
		Virginia C'wealth vs. Ala. Birmingham
		St. Francis vs. Chamblade
	26	Tulsa
	28	RICHMOND
		TIMES-DISPATCH TOURNAMENT
		Virginia C'wealth vs. James Madison
		Virginia Tech vs. Richmond
Jan.	2	GEORGE MASON
	5	NORTHEASTERN
	10	SOUTH ALABAMA
	12	Old Dominion
	15	South Alabama
	17	UNC-CHARLOTTE
	19	Jacksonville
	23	Alabama Birmingham
	26	WESTERN KENTUCKY
	28	JACKSONVILLE
Feb.	2	OLD DOMINION
	7	SOUTH FLORIDA
	9	Miami
	16	South Florida
	18	UNC-Charlotte
	23	Western Kentucky
Mar.	2	SUN BELT TOURNAMENT


Home Games in CAPS

## HEAD COACH SONNY SMITH

Alma Mater: Milligan, '58  
Basketball Office Phone: (804) 367-1278  
Best Time To Reach Coach: 8:00-10:00 a.m.  
Year as Head Coach: 15th  
Overall Collegiate Record: 214-194  
Year at VCU: Second  
Record at VCU: 11-17



Sonny Smith



Carl Weldon

## ASSISTANT COACHES

Name	Alma Mater/Year
Eddie Webb	Randolph-Macon, '75
Frank Ford	Auburn, '88
Lawrence Johnson	Emory and Henry, '60
Mike Ellis	North Carolina, '88

## STARTERS RETURNING (3)

Name	Pos	Ht	Wt	Class	Pts	Reb	Ast
Elander Lewis	G/F	6-4	200	Sr.	13.9	5.2	2.1
Craig Uhle	F	6-10	215	Sr.	5.6	3.7	0.6
Carl Weldon	G	6-3	190	Sr.	6.8	1.8	5.4

## STARTERS LOST (2)

Name	Pos	Ht	Wt	Pts	Reb	Ast
Lionel Bacon	G	6-0	170	10.0	3.5	1.4
Martin Henlan	C	6-10	252	7.2	7.7	0.8

## ADDITIONAL LETTERMEN RETURNING (7)

Name	Pos	Ht	Wt	Class	Pts	Reb	Ast
Eric Alford	F	6-6	215	Sr.	2.5	2.8	0.7
Chris Brower	G	6-3	185	So.	5.3	0.9	1.3
Dewayne Garner	G	6-2	165	Sr.	6.0	1.2	1.5
Bobby Reddish	F	6-7	220	Sr.	4.4	2.7	0.8
Derek Thompkins	G	6-2	175	Sr.	6.1	2.6	0.5
Scott Weinstein	G	5-10	170	Jr.	0.0	0.0	0.0
Brian Whitley	F	6-6	210	Sr.	1.4	0.5	0.2

## ADDITIONAL LETTERMEN LOST (3)

Name	Pos	Ht	Wt	Pts	Reb	Ast
Derek Borden	F	6-5	200	0.0	0.5	0.3
Katara Relford	F	6-6	220	2.2	1.7	0.2
Horace Scruggs	F	6-6	175	0.0	0.0	0.0

## TOP NEWCOMERS

Name	Pos	Ht	Wt	Class	Hometown/High School or JC
Eric Atkins	F	6-6	220	Jr.	Orlando, FL/San Jacinto J.C.
Kendrick Warren	F	6-8	215	Fr.	Richmond, VA/Thomas Jefferson

# DePAUL BLUE DEMONS



**FEBRUARY 23, 1991** **MARCH 6, 1991**  
**7:30 P.M. (EST)** **8:00 P.M. (EST)**  
**MIAMI ARENA** **ROSEMONT HORIZON**  
**MIAMI, FLORIDA** **ROSEMONT, ILLINOIS**

## GENERAL INFORMATION

**Location:** Chicago, IL  
**Enrollment:** 15,387  
**Conference:** Independent  
**Nickname:** Blue Demons  
**Colors:** Royal Blue and Scarlet  
**Home Arena:** Rosemont Horizon  
**Capacity:** 17,500  
**All-Time Record vs. UM:** 4-0  
**1989-90 Overall Record:** 20-15  
**1990 Post Season Play:** 2-1

## PERSONNEL INFORMATION

**President:** Fr. John T. Richardson, C.M.  
**Athletic Director:** Bill Bradshaw  
**Sports Information Director:** Tim Stephens  
**SID Office Phone:** (312) 362-8648  
**SID Mailing Address:** 1011 West Belden Ave,  
 Chicago, IL 60614  
**Home Phone:** (708) 215-0472  
**FAX Phone:** (312) 362-8076  
**Press Row Phone:** (708) 296-6999

## 1989-90 RESULTS (20-15)

Opponent	W-L	Score
OHIO STATE	W	71-53
N.C. STATE	W	70-63
St. Johns	L	52-53
NEVADA LAS VEGAS	L	53-68
HARTFORD	W	64-66
LASALLE	L	62-83
Houston	L	49-65
WESTERN ILLINOIS	L	69-72
North Carolina	L	51-70
DAYTON	L	73-84
MARQUETTE	W	71-62
Florida International	W	91-67
WEBER STATE	W	55-47
LOYOLA (ILL)	W	71-58
Duquesne	W	68-55
GEORGETOWN	L	64-74
NIAGARA	W	73-58
Marquette	L	55-77
Detroit	W	87-82
LOUISVILLE	W	66-62
MIAMI	W	76-48
UCLA	L	77-87
FORDHAM	W	51-38
N.C. State	L	71-80
Miami	W	66-49
ALA.- BIRMINGHAM	L	68-74
Notre Dame	W	63-62
St. Johns	L	74-77
BRADLEY	W	59-48
TEXAS	L	79-89
NORTHERN ILLINOIS	W	69-51
NOTRE DAME	W	64-59
CREIGHTON	W	89-72
CINCINNATI	W	61-59
St. Louis	L	54-57

## 1990-91 SCHEDULE


Nov.	24	HARTFORD
	29	FLORIDA INTERNATIONAL
Dec.	1	Pepperdine
	8	1st CHICAGO CHRISTMAS CLASSIC
		Western Illinois vs. Northwestern
		DePaul vs. Illinois State
	12	Louisville
	15	UCLA
	21	OLD STYLE CLASSIC
		Southern Illinois vs. Oklahoma State
		DePaul vs. Wisconsin-Green Bay
	29	RED LOBSTER CLASSIC
		North Carolina vs. DePaul
		Central Florida vs. Stanford
Jan.	3	Dayton
	7	MARQUETTE
	12	HOUSTON
	15	Northern Texas
	19	Texas
	23	DRAKE
	26	DUQUESNE
	28	Marquette
Feb.	3	Georgetown
	5	DETROIT
	9	Bradley
	13	Loyola (ILL)
	16	Niagara
	20	Notre Dame
	23	Miami
Mar.	2	ST. JOHNS
	6	MIAMI
	9	NOTRE DAME

## HEAD COACH JOEY MEYER

**Alma Mater:** DePaul '71  
**Basketball Office Phone:** (312) 362-8416  
**Best Time To Reach Coach:** 10:00 a.m.-2:00 p.m.  
**Year as Head Coach:** 7th  
**Overall Collegiate Record:** 128-61  
**Year at DePaul:** 7th  
**Record at DePaul:** 128-61



Joey Meyer



Stephen Howard

## ASSISTANT COACHES

**Name Alma Mater/Year**  
**Ken Burmeister** St. Mary's- Texas, '71  
**Robert Collins** Tennessee State, '71  
**Jay Goedert** North Central, '82  
**Rich Kolimas** Northern Illinois, '83

## STARTERS RETURNING (5)

Name	Pos	Ht	Wt	Class	Pts	Reb	Ast
David Booth	F	6-7	190	Jr.	16.9	6.1	1.9
Stephen Howard	C	6-9	225	Jr.	14.4	8.2	1.5
Terry Davis	G	6-4	195	So.	9.8	3.4	1.3
Kevin Holland	F	6-8	215	Sr.	8.2	7.2	1.3
Melvon Foster	G	6-3	180	Sr.	6.2	3.2	3.6

## STARTERS LOST (0)

## ADDITIONAL LETTERMEN RETURNING (2)

Name	Pos	Ht	Wt	Class	Pts	Reb	Ast
Chuck Murphy	G	6-1	165	Jr.	5.2	1.6	2.8
Bill Heppner	F/C	6-9	225	Jr.	0.7	0.8	0.1

## ADDITIONAL LETTERMEN LOST (4)


Name	Pos	Ht	Wt	Class	Pts	Reb	Ast
James Hamby	C	7-1	245		2.1	2.3	0.2
Charles Sowell	C	6-10	230		1.5	2.6	0.6
Curtis Jackson	C	6-10	240		1.0	0.7	0.0
Deryl Cunningham	F	6-7	210		0.8	1.3	0.1

## TOP NEWCOMERS

Name	Pos	Ht	Wt	Class	Hometown/High School or JC
Curtis Price	F	6-6	200	So.	Chicago, IL/St. Rita
Brad Niemann	G	6-3	185	Jr.	Glenview, IL/Glenbrook South
Jeff Stern	C	6-9	215	Jr.	Waxahachie, TX/South Plains JC
Joe Daugherty	G	6-0	165	Jr.	Chicago, IL/Oxnard JC
Michael Ravizee	C	6-9	250	Fr.	Birmingham, AL/Woodlawn

# FLORIDA INTERNATIONAL GOLDEN PANTHERS

**MARCH 4, 1991**  
**7:30 P.M. (EST)**  
**MIAMI ARENA**  
**MIAMI, FLORIDA**



## GENERAL INFORMATION

Location: Miami, FL  
Enrollment: 19,500  
Conference: Trans America  
Nickname: Golden Panthers  
Colors: Blue and Yellow  
Home Arena: Golden Panther Arena  
Capacity: 4,553  
All-Time Record vs. UM: 0-4  
1989-90 Overall Record: 7-21  
1990 Post Season Play: 0-0

## PERSONNEL INFORMATION

President: Dr. Modesto "Mitch" Maidique  
Athletic Director: Dr. Dick Young  
Sports Information Director: Stuart Davidson  
SID Office Phone: (305) 348-2084  
SID Mailing Address: University Park,  
Miami, FL 33199  
Home Phone: (305) 598-9813  
FAX Phone: (305) 348-2963  
Press Row Phone: (305) 348-3164

## 1989-90 RESULTS (7-21)

Opponent	W-L	Score
MD. BALTIMORE CO.	L	71-73
South Florida	L	80-94
Georgetown	L	67-114
Radford	L	71-86
SOUTH FLORIDA	L	58-80
ST. THOMAS	W	86-75
GEORGIA STATE	W	78-72
TEXAS A&M	L	90-114
YALE	L	63-74
DEPAUL	L	67-91
VALPARISO	L	69-91
Robert Morris	L	67-85
Detroit	L	74-97
MD. EASTERN SHORE	L	82-83
MILWAUKEE	L	62-64
Ball State	L	50-105
Central Florida	W	77-64
NORTHERN ILLINOIS	W	70-67
Md. Eastern Shore	L	90-92
Northern Illinois	L	52-84
NICHOLLS STATE	W	80-69
Brooklyn	L	69-74
CLEVELAND STATE	L	99-105
CENTRAL FLORIDA	W	74-63
U.S. International	L	113-137
Southern Utah State	L	78-114
BROOKLYN	W	90-72
Miami	L	55-83

## 1990-91 SCHEDULE

Nov.	7	BRAZILIAN NATIONALS
	23	N.C. STATE
	26	STETSON
	29	DePaul
Dec.	1	Northwestern
	3	Georgia State
	8	SOUTH FLORIDA
	20	GOLDEN PANTHER HOLIDAY CLASSIC Clemson vs. Copplin State FIU vs. Florida Atlantic
	29	FLORIDA STATE
Jan.	2	DETROIT
	5	SAMFORD
	7	Middle Tennessee State
	12	LEHIGH
	14	U.S. INTERNATIONAL
	19	SOUTHERN UTAH STATE
	21	Samford
	26	MISSOURI KANSAS CITY
	29	Central Florida
	31	FLORIDA A&M
Feb.	2	MIDDLE TENNESSEE STATE
	4	South Florida
	8	HOWARD
	13	Florida A&M
	18	Stetson
	23	Missouri Kansas City
	25	CENTRAL FLORIDA
Mar.	2	Wisconsin-Milwaukee
	4	Miami

Home Games In CAPS

## HEAD COACH BOB WELTLICH

Alma Mater: Ohio State '67  
Basketball Office Phone: (305) 554-2100  
Best Time To Call: Weekdays 1:00-3:00 p.m.  
Year as Head Coach: 15th  
Overall Collegiate Record: 160-186  
Year at FIU: First  
Record at FIU: 0-0



Bob Weltlich



Dwight Stewart

## ASSISTANT COACHES

Name	Alma Mater/Year
Ed Riggan	Grace, '77
Sergio Rouco	Nova, '87

## STARTERS RETURNING (3)

Name	Pos	Ht	Wt	Class	Pts	Reb	Ast
Ruben Colon	F	6-8	200	So.	12.8	8.3	1.3
Cesar Bocachica	G/F	6-6	200	Jr.	13.0	5.0	2.6
Brett Lewis	G	6-1	163	Jr.	9.1	2.5	3.3

## STARTERS LOST (2)

Name	Pos	Ht	Wt	Pts	Reb	Ast
Corey Walker	F/C	6-9	210	13.6	6.4	0.9
Diego Garcia	G	6-1	177	10.2	2.3	2.6

## ADDITIONAL LETTERMEN RETURNING (5)

Name	Pos	Ht	Wt	Class	Pts	Reb	Ast
Dwight Stewart	F	6-7	197	So.	18.5	5.8	1.5
Leroy McBride	F	6-7	210	So.	6.5	3.4	0.3
Michael Lewis	G	6-1	170	Sr.	5.3	1.4	2.1
Anthony Pinder	G	5-11	175	Jr.	4.5	2.4	2.2
Jeff Dickerson	C	6-10	235	Jr.	1.5	1.5	0.2

## ADDITIONAL LETTERMEN LOST (3)

Name	Pos	Ht	Wt	Pts	Reb	Ast
Tony Regveria	G/F	6-4	205	3.2	1.9	1.4
Shawn Campbell	F	6-7	212	0.9	1.1	0.2
Brandon Curtis	F	6-5	180	1.6	0.7	0.2

## TOP NEWCOMERS

Name	Pos	Ht	Wt	Class	Hometown/High School or JC
Ted Guilbeaux	G	6-1	180	Fr.	Opelousas, LA/Opelousas
Keith Greer	G	6-2	185	Fr.	Akron, OH/East



# THE BIG EAST

CONFERENCE

For the first time in the history of University of Miami basketball, the Hurricanes will have a conference affiliation as the UM joins the Big East Conference beginning in 1991-92.

In it's 11 years of existence, the Big East has enjoyed phenomenal success producing eight team appearances in the NCAA Final Four by six different schools, having all nine members receive bids to the NCAA tourney and having won two national titles while earning runner-up honors on three other occasions by a total of three points.

"This is a great marriage for the University of Miami," said UM Athletic Director Sam Jankovich. "The Big East is not only the preeminent basketball conference in the country, its members also excel in the areas of academic integrity, compliance and graduation rates -- factors that weighed heavily in our evaluation."

## The Big East

Michael A. Tranghese, Commissioner  
Thomas P. McElroy, Assistant Commissioner  
Linda M. Bruno, Assistant Commissioner  
Chris Plonsky, Assistant Commissioner  
John Paquette, Director of Public Relations  
Peter C. Frechette, Director of Broadcast Services  
G. Arthur Hyland, Supervisor, Men's Officials  
Lisa Silva Zaneccchia, Administrative Assistant  
Donna G. DeMarco, Administrative Assistant  
Kyle S. Greenhalgh, Office Assistant  
Teresa Rienzo, Intern

The Big East Conference  
321 South Main Street  
Providence, RI 02903  
(401) 272-9108  
TV Network (401) 272-8627/8524  
FAX (401) 751-8540

## Big East Basketball Contacts

**The Big East**  
Chris Plonsky, Assistant Commissioner  
(401) 272-9108 office  
(401) 353-0542 home

**Boston College**  
Reid Oslin, Sports Information Director  
(617) 552-3004/3039 office  
(617) 826-6661 home

**University of Connecticut**  
Tim Tolokan, Associate Athletic Director  
(203) 486-3531 office  
(203) 487-0426 home

**Georgetown University**  
Bill Shapland, Sports Information Director  
(202) 687-2492 office  
(703) 521-5535 home

**University of Pittsburgh**  
Sam Sciallo, Assistant Sports Information Dir.  
(412) 648-8240 office  
(412) 561-0743 home

**Providence College**  
Gregg Burke, Assistant Athletic Director  
(401) 865-2272 office  
(401) 353-1702 home

**St. John's University**  
Frank Racaniello, Sports Information Director  
(718) 990-6367 office  
(718) 458-3123 home

**Seton Hall University**  
John Woodling, Sports Information Director  
(201) 761-9493 office  
(201) 274-0821 home

**Syracuse University**  
Larry Kimball, Sports Information Director  
(315) 443-2608 office  
(315) 637-8716 home

**Villanova University**  
Jim DeLorenzo, Sports Information Director  
(215) 645-4120 office  
(215) 265-8474 home

## 1989-90 STATISTICS



# 1989-90 RESULTS

RECORD -- 13-15 Overall; 11-5 Home; 2-8 Away; 0-2 Neutral

DATE	W-L	OPPONENT	SCORE	ATT	HI SCORER	HI REBOUNDER
Nov. 27	W	MARYLAND-BALTIMORE CO.	91-74	1,278	Wylie-31	Wylie-9
Dec. 1	W	BAPTIST	77-67	1,529	Wylie-27	Wylie-15
Dec. 6	W	#DAYTON	87-82	1,496	Wylie-26	Randon-12
Dec. 16	L	ALABAMA STATE	81-98	1,663	Wylie-32	Wylie-18
Dec. 19	L	#Arizona	53-83	13,621	Burton-14	Wylie-6
Dec. 27@	L	#Lehigh	59-83	4,303	Wylie-14	Wylie-7, Randon-7
29@	L	*Boston College	60-69	4,077	Logan-24	Wylie-7
Jan. 3	W	#George Mason	101-91 OT	3,106	Wylie-24	Wylie-8
Jan. 6	L	#South Florida	77-93	4,473	Wylie-25	Logan-6
Jan. 10	L	*KANSAS	73-100	3,460	Wylie-20	Wylie-7
Jan. 12	W	#BROOKLYN COLLEGE	94-61	1,188	Wylie-23	Wylie-12
Jan. 15	L	Washington	67-83	2,145	Wylie-14	Wylie-9
Jan. 18	W	#FLORIDA STATE	101-97 2OT	4,959	Wylie-27	Wylie-15
Jan. 20	L	#ARIZONA STATE	58-62	3,275	Morton-16	Caldwell-8
Jan. 27	L	* Notre Dame	60-107	11,062	Morton-16	Wylie-6
Jan. 29	L	DePaul	48-76	8,034	Morton-13	Wylie-9
Feb. 3	W	#MERCER	53-47	1,348	Scott-12	Wylie-8
Feb. 5	L	#North Carolina	74-87	19,042	Morton-24	Wylie-9
Feb. 10	W	Davidson	72-64	1,693	Logan-23	Logan-6, Wylie-6
Feb. 12	L	#DEPAUL	49-66	1,736	Wylie-17	Wylie-16
Feb. 15	W	CENTRAL CONNECTICUT ST.	62-40	520	Scott-14	Wylie-6
Feb. 17	L	Florida State	73-92	8,111	Wylie-19	Wylie-12
Feb. 19	W	*FLORIDA	62-59	3,750	Hocker-13	Wylie-9
Feb. 21	L	#Providence	67-101	10,021	Scott-20	Scott-6, Elliott-6
Feb. 24	W	#SOUTH FLORIDA	81-73	1,949	Wylie-24	Wylie-15
Feb. 27	L	#HARTFORD	58-62	932	Wylie-25	Wylie-12
Mar. 3	W	TULANE	93-60	2,025	Wylie-30	Wylie-14
Mar. 6	W	#FLORIDA INTERNATIONAL	83-55	2,397	Scott-22	Wylie-10

## HOME GAMES IN CAPS

29 Total Dates, 16 HOME, 10 Away, 2 Neutral Site

@-Eastern Airlines Palm Beach Classic #-SportsChannel Florida \*-SportsChannel America

## ATTENDANCE

Site	Att	Games	Avg
Home	33,505	16	2,094
Away	81,308	10	8,131
Neutral	8,380	2	4,190
TOTALS	123,193	28	4,400

# 1989-90 UNIVERSITY OF MIAMI BASKETBALL STATISTICS

RECORD: 13-15 (11-5 Home, 2-8 Away, 0-2 Neutral)

NO.	PLAYER	3-POINT			REBOUNDS										PF	DQ	PTS	AVG	HI	AST	BLK	TO	SIL	MIN	AVG
		GP	GS	FGM-FGA	FG%	FTM-FTA	FT%	OFF	DEF	TOT	AVG	HI													
15	WYLIE, JOE	28-27		210-430	.488	3-11	.273	91-153	.595	89	177	266-9.5	18	78-0	514-18.4	32	38	32	92	40	971-34				
13	MORTON, JAKE	28-22		97-247	.393	38-122	.311	77-99	.778	26	43	69-2.5	6	76-4	309-11.0	25	65	2	63	45	748-26				
44	SCOTT, JEROME	27-13		89-207	.430	19-62	.306	43-65	.662	10	46	56-2.1	6	44-0	240-8.9	22	54	2	37	32	564-20				
3	LOGAN, SAMARR	27-16		77-195	.395	40-86	.465	25-41	.610	27	47	74-2.7	6	60-4	219-8.1	24	19	7	34	24	621-23				
12	Hocker, Thomas	27-22		56-120	.467	27-55	.491	49-59	.831	7	63	70-2.6	6	47-0	188-7.0	19	139	4	58	34	841-31				
4	RANDON, JOSEPH	18-7		35-80	.438	4-13	.308	21-36	.583	30	30	60-3.3	12	39-3	95-5.3	15	26	4	34	27	292-16				
25	ELLIOTT, DOUG	27-10		46-135	.341	24-71	.338	12-23	.522	24	54	78-2.9	7	24-0	128-4.7	10	17	10	20	16	455-16				
11	BURTON, TREVOR	27-2		51-126	.405	9-22	.409	10-15	.667	13	28	41-1.5	6	19-0	121-4.5	15	20	4	15	9	298-11				
21	ADAMS, BRANDON	14-2		18-49	.367	2-10	.200	10-15	.667	12	15	27-1.9	4	17-1	48-3.4	12	7	2	10	8	127-9				
35	CALDWELL, JUSTIN	26-16		33-70	.471	0-0	.000	19-40	.475	30	48	78-3.0	8	53-0	85-3.3	14	14	1	18	5	493-18				
23	WARD, HAMMIE	23-3		19-48	.396	0-0	.000	13-24	.542	14	19	33-1.4	5	51-4	51-2.2	8	5	9	23	5	212-9				
33	ROSS, JOE	8-0		6-16	.375	3-8	.375	0-0	.000	1	12	13-1.6	4	10-0	15-1.9	6	2	0	3	0	33-4				
20	SHIPE, PAUL	1-0		0-0	.000	0-0	.000	1-2	.500	0	0	0-0.0	0	0-0	1-1.0	1	0	0	0	0	1-1				
Team Rebounds																									
UNIV. OF MIAMI		28		737-1723	.428	169-460	.367	371-572	.649	283	582	862-34.4	48	518-16	2014-71.9	101	406	77	407	245					
Team Rebounds																									
Opponents		28		800-1688	.474	117-328	.357	415-606	.685	320	710	1146-40.9	55	506-22	2132-76.1	107	407	71	471	163					

Deadball Rebounds: UM-83, Opp-75  
Returning Players in CAPS

# 1989-90 MIAMI GAME-BY-GAME

OPPONENT	FG	FGA	PCT	FT	FTA	PCT	REB	PF	TP	A	TO	BLK	S	MIN
MARYLAND-BC	30	61	.492	8	20	.400	23	30	787	35	13	91	20	13
BAPTIST	30	64	.469	8	19	.450	9	20	450	43	20	77	14	18
DAYTON	31	66	.508	6	14	.429	19	29	555	38	20	87	19	22
ALABAMA STATE	30	79	.380	5	21	.238	16	28	571	45	17	81	15	20
Arizona	25	74	.338	2	20	.100	1	2	500	40	23	53	10	15
Lehigh	25	61	.410	4	15	.267	5	17	294	29	19	59	10	18
Boston College	22	50	.440	11	21	.524	5	8	625	20	21	60	18	18
George Mason	35	58	.603	8	12	.667	23	33	697	21	21	101	9	19
South Florida	30	60	.500	5	16	.313	12	21	571	23	20	77	12	10
KANSAS	32	59	.542	4	13	.308	5	12	417	29	15	73	20	23
BROOKLYN	32	67	.478	7	20	.350	23	36	639	43	12	94	25	9
Washington	27	63	.429	7	14	.500	6	9	667	34	23	67	12	16
FLORIDA STATE	34	78	.436	5	17	.294	28	40	700	48	22	101	20	24
ARIZONA STATE	23	52	.442	5	20	.250	7	10	700	29	12	58	16	13
Notre Dame	24	73	.329	5	9	.556	7	14	500	30	20	60	6	16
DePaul	14	51	.275	5	13	.385	15	24	625	27	22	48	9	19
MERCER	15	37	.405	3	10	.300	20	27	741	33	17	53	7	16
North Carolina	31	70	.442	10	26	.385	2	7	286	29	23	74	20	14
Davidson	22	54	.407	11	18	.611	17	22	773	31	18	72	13	11
DePAUL	18	60	.300	3	14	.214	10	17	588	40	18	49	7	15
CENT. CONN. ST.	22	60	.367	5	18	.278	13	19	684	42	11	62	16	9
Florida State	26	56	.464	8	19	.421	13	16	813	28	31	73	9	15
FLORIDA	23	64	.359	6	19	.316	10	15	667	27	19	62	11	10
Providence	24	65	.369	7	21	.333	12	14	857	39	15	67	18	14
SOUTH FLORIDA	27	56	.482	5	9	.556	22	28	786	33	14	81	15	5
HARTFORD	22	55	.400	2	9	.222	12	19	632	36	17	58	12	14
TULANE	34	69	.493	9	18	.500	16	23	696	43	21	93	25	7
FLORIDA INT'L	29	66	.439	5	15	.333	20	32	625	47	15	83	18	10

# 1989-90 OPPONENT GAME-BY-GAME

OPPONENT	FG	FGA	PCT	FT	FTA	PCT	REB	PF	TP	A	TO	BLK	S	MIN
MARYLAND-BC	30	67	.448	6	22	.273	8	13	615	40	19	74	19	20
BAPTIST	25	59	.424	4	14	.286	13	19	684	37	19	67	16	20
DAYTON	33	74	.446	3	17	.176	13	19	684	43	29	82	15	23
ALABAMA STATE	41	76	.539	3	10	.300	13	21	619	55	24	98	19	22
Arizona	32	67	.478	4	17	.235	15	28	536	53	8	83	17	14
Lehigh	29	51	.569	4	10	.400	21	25	840	40	15	83	9	19
Boston College	28	44	.636	1	3	.333	12	23	522	33	16	69	14	17
George Mason	33	64	.516	7	14	.500	18	21	857	42	24	91	10	27
South Florida	32	51	.627	4	8	.500	25	28	893	32	17	93	24	12
KANSAS	41	73	.562	7	14	.500	11	16	688	38	16	100	17	15
BROOKLYN	25	64	.391	4	9	.583	7	12	583	40	26	61	10	22
Washington	30	60	.500	3	8	.375	20	26	769	36	11	83	17	12
FLORIDA STATE	33	74	.446	6	12	.500	25	31	806	51	31	97	11	29
ARIZONA STATE	21	49	.429	8	16	.500	12	15	800	32	12	62	15	12
Notre Dame	39	67	.582	5	9	.556	23	28	821	54	16	107	16	12
DePaul	24	53	.453	1	1	1.000	27	33	818	49	21	76	12	22
MERCER	17	48	.354	1	12	.083	12	17	706	28	21	47	11	15
North Carolina	35	65	.538	7	16	.438	10	17	588	45	9	87	21	20
Davidson	24	63	.381	3	11	.273	13	17	765	44	18	64	15	15
DePAUL	26	58	.448	4	7	.571	10	16	625	45	17	66	9	12
CENT. CONN. ST.	18	55	.327	0	7	.000	4	12	333	38	13	40	8	16
Florida State	26	52	.500	8	12	.667	32	49	653	32	16	92	14	11
FLORIDA	23	53	.434	7	15	.467	6	17	353	45	16	59	10	19
Providence	38	70	.543	10	20	.500	15	18	833	47	14	101	26	11
SOUTH FLORIDA	31	65	.477	1	7	.143	10	16	625	37	19	73	21	6
HARTFORD	23	50	.460	3	10	.300	13	22	591	33	16	62	15	13
TULANE	22	54	.407	1	12	.083	15	27	556	34	22	60	8	16
FLORIDA INT'L	21	62	.339	2	15	.133	11	19	579	43	21	55	8	21

# 1989-90 GAME-BY-GAME POINTS-REBOUNDS

DATE	OPPONENT	ADAMS	BURTON	CALD	ELLIOTT	HOCKER	LOGAN	MORTON	RANDON	ROSS	SCOTT	SHIPLE	WARD	WYLLIE	TOTALS
11/27	MARYLAND-BC	6-2	2-0				7-4	15-5	7-6		0-4		0-0	31-9	91-34
12/1	BAPTIST	2-4	5-5				7-1	14-3	10-4		0-0		1-1	27-15	77-39
12/6	DAYTON	2-3	2-2				3-1	23-2	12-12		0-1			26-6	87-35
12/16	ALABAMA STATE	3-1	2-1				0-2	12-4	15-8		3-2		1-2	32-18	81-40
12/19	Arizona	7-4	14-4				11-3	2-3	1-1		0-0		0-2	6-6	53-33
12/27	Lehigh	2-2	9-1				7-4	9-1	10-7		1-1		0-0	14-7	59-26
12/29	Boston College	0-0	0-0				24-3	5-2	0-1					15-7	60-16
1/3	George Mason	12-3	0-0				14-0	20-2	7-0					24-8	101-20
1/6	South Florida	4-4	2-0				8-6	15-1	6-1					27-5	77-22
1/10	KANSAS	1-2	4-2				19-4	10-0	6-1					20-7	73-25
1/12	BROOKLYN	0-0	6-0				14-6	22-1	2-1				2-2	23-12	94-40
1/15	Washington	4-1	13-0				0-1	4-4	4-2				2-0	14-9	67-32
1/18	FLORIDA STATE		15-2				2-4	25-5	2-4				0-0	27-15	101-42
1/20	ARIZONA STATE		10-3				4-2	16-2	0-1					15-7	58-26
1/27	Notre Dame		2-4				6-0	16-1	0-0				0-1	10-6	60-27
1/29	DePaul		2-2				11-1	13-2	0-0				8-4	0-9	48-27
2/3	MERCER						6-3	11-6					2-1	10-8	53-30
2/5	North Carolina		2-4				3-1	24-2					2-0	12-6	72-27
2/10	Davidson		0-2				23-6	9-3					4-4	17-16	49-32
2/12	DePAUL		2-1				8-1	8-4					2-1	19-12	62-37
2/15	CENT. CONNECTICUT ST.		8-1				4-4	2-2					3-1	10-9	62-35
2/17	Florida State		3-0				6-1	3-0					2-1	16-3	67-28
2/19	FLORIDA		2-2				7-4	4-3					0-1	24-15	81-28
2/21	Providence		4-0				2-5	4-0					2-1	15-4	59-33
2/24	SOUTH FLORIDA		4-0				0-0	8-3					0-1	30-14	93-36
2/27	HARTFORD		2-2				12-1	5-3					2-2	15-10	83-44
3/3	TULANE	1-0	5-6				10-3	0-0							
3/6	FLORIDA INTERNATIONAL	4-1	5-1				11-6	10-3							
TOTAL	POINTS	48	121				219	309	95	12	240		51	514	2014
TOTAL	REBOUNDS	27	41				74	69	60	11	56		33	266	867

Returning Players in CAPS



## 1989-90 SUPERLATIVES

### Points:

1st Half Points:

2nd Half Points:

Victory Margin:

Field Goals:

Field Goals Att.:

Overall FG%:

3-Point FG:

3-Point Att:

3-Point FG%:

Free Throws:

Free Throws Att.:

Free Throw %:

Rebounds:

Rebound Margin:

Assists:

Turnovers:

Blocked Shots:

Steals:

Fouls:

### MIAMI TEAM HIGHS

101 vs. G. Mason, FSU-H

50 vs. Brooklyn

57 vs. Md. Balt. Co.

33 vs. Brooklyn, Tulane

35 vs. G. Mason

79 vs. Alabama State

.603 (35-58) vs. G. Mason

11, vs. BC, Davidson

26 vs. North Carolina

.667 (8-12) vs. G. Mason

28 vs. FSU (H)

40 vs. FSU (H)

.857 (12-14) vs. Prov.

48 vs. FSU (H)

9 vs. Tulane

25 vs. Brooklyn, Tulane

24 vs. FSU (H)

8 vs. Dayton

16 vs. Baptist

31 vs. FSU (A)

### OPPONENT TEAM HIGHS

107 by Notre Dame

55 by Alabama State

58 by Providence

41 by Kansas, Alabama St.

76 by Alabama State

.636 (28-44) by BC

10 by Providence

20 by Providence

1,000 (1-1) by DePaul (A)

32 by FSU (A)

49 by FSU (A)

.893 (25-28) by USF (A)

55 by Alabama State

26 by Providence

29 by FSU (H)

6 by Kansas

16 by Alabama State

31 by FSU (H)

### MIAMI INDIVIDUAL HIGHS

32 by Wylie vs. Alabama State

14 by Wylie vs. Tulane

22 by Wylie vs. Tulane

1,000 (5-5) by Logan vs. G. Mason

8 by Logan vs. Boston C.

11 by Morton vs. N.C., Logan vs. BC

1,000 (5-5) by Logan vs. Davidson

11 by Morton vs. G. Mason

12 by Morton vs. G. Mason

.916 (11-12) by Morton vs. G. Mason

18 by Wylie vs. Alabama State

12 by Hocker vs. FSU (H), Tulane

3 by Wylie vs. Md. Balt. Co.

5 by Morton vs. Alabama St.,

Wylie vs. Lehigh

48 by Wylie vs. FSU (H)

### MIAMI TEAM LOWS

48 vs. DePaul (A)

16 vs. DePaul (H+A)

19 vs. Mercer

-47 vs. Notre Dame

14 vs. DePaul (A)

37 vs. Mercer

.275 (14-51) vs. DePaul (A)

2 vs. Arizona, Hartford

9 vs. USF (H), Hartford

.100 (2-20) vs. Arizona

1 vs. Arizona

2 vs. Arizona

.294 (5-17) vs. Lehigh

20 vs. Boston C.

-27 vs. DePaul (A)

7 vs. Mercer, DePaul (A)

5 vs. USF (H)

0 vs. ND, FSU (A)

1 vs. Several Opponents

11 vs. Cnt. Conn State

### OPPONENT TEAM LOWS

40 by Cnt. Conn State

17 by Cnt. Conn State

23 by Cnt. Conn State

17 by Mercer

44 by Boston C.

.327 (18-55) by C. Conn St.

0 by Cnt. Conn State

1 by Notre Dame

.000 (0-7) by Cnt. Conn State

4 by Cnt. Conn State, FIU

12 by Several Opponents

.333 (4-12) by Cnt. Conn State

28 by Mercer

8 by Several Opponents

6 by USF (H)

0 by Several Opponents

1 by Arizona State

8 by Arizona

### OPPONENT INDIVIDUAL HIGHS

30 by Mayo of Alabama State

14 by Mayo of Alabama State

24 by Thomas of FSU

1,000 (5-5) by Ellery of ND

7 by Austin of Alabama State

12 by Austin of Alabama State

1,000 (3-3) by Graham of FSU

11 by Middleton of Hartford

16 by Middleton of Hartford

1,000 (9-9) by Brown of Washington

and Howard of DePaul

18 by Musch of Davidson

7 by Knight of Dayton

3 by Musch of Davidson

6 by Rogers of Alabama State

39 by Bocachica of FIU

### Points:

Field Goals:

Field Goals Att.:

Overall FG%:

3-Point FG:

3-Point Att:

3-Point FG%:

Free Throws:

Free Throws Att.:

Free Throw %:


Rebounds:

Assists:

Blocked Shots:

Steals:

Minutes:



Joe Ross is Miami's only fifth-year player.

# 1989-90 GAME-BY-GAME INDIVIDUAL STATISTICS

## 21 BRANDON ADAMS

DATE	OPPONENT	GP-GS	FGM-FGA	FG%	FTM-FTA	FT%	PTS	REB	PF	DQ	AST	STL	BL	TO	MIN
11/27	MARYLAND-BC	1-0	1-3	.333	1-2	.500	3-4	750	6-0	2	0-0	0	0	0	9
12/1	BAPTIST	1-0	1-5	.200	0-1	.000	0-0	.000	2	4	1-0	2	1	0	14
12/6	DAYTON	1-0	1-1	1.000	0-0	.000	0-0	.000	2	3	0-0	0	0	0	7
12/16	ALABAMA ST.	1-0	1-2	.500	0-0	.000	1-1	1.000	3	1	0-0	0	1	0	5
12/19	Arizona	1-0	3-11	.273	1-5	.200	0-0	.000	7	4	2-0	1	2	2	18
12/27	Lehigh	1-0	1-3	.333	0-0	.000	0-0	.000	2	2	2-0	0	1	0	11
12/29	Boston College	1-0	0-1	.000	0-1	.000	0-0	.000	0	0	0-0	0	0	0	4
1/3	George Mason	1-1	5-6	.833	0-0	.000	2-2	1.000	12	3	5-1	1	1	0	20
1/6	South Florida	1-1	2-5	.400	0-0	.000	0-0	.000	4	4	1-0	3	0	0	13
1/10	KANSAS	1-0	0-1	.000	0-0	.000	1-2	.500	1	2	2-0	0	0	0	6
1/12	BROOKLYN	1-0	0-3	.000	0-1	.000	0-0	.000	0	0	0-0	0	1	0	5
1/15	Washington	1-0	2-4	.500	0-0	.000	0-0	.000	4	1	3-0	0	1	0	11
1/18	FLORIDA ST.	DNP													
1/20	ARIZONA ST.	DNP													
1/27	Notre Dame	DNP													
1/29	DePaul	DNP													
2/3	MERCER	DNP													
2/5	North Carolina	DNP													
2/10	Davidson	DNP													
2/12	DEPAUL	DNP													
2/15	CENT. CONN.	DNP													
2/17	Florida State	DNP													
2/19	FLORIDA	DNP													
2/21	Providence	DNP													
2/24	SO. FLORIDA	DNP													
2/27	HARTFORD	DNP													
3/3	TULANE	1-0	0-1	.000	0-0	.000	1-2	.500	1	0	1-0	0	0	0	3
3/6	FLORIDA INT'L	1-0	1-3	.333	0-0	.000	2-4	.500	4	1	0-0	0	0	0	1
TOTALS		14-2	18-49	.367	2-10	.200	10-18	.567	48	27	17-1	7	8	2	127

## 11 TREVOR BURTON

DATE	OPPONENT	GP-GS	FGM-FGA	FG%	FTM-FTA	FT%	PTS	REB	PF	DQ	AST	STL	BL	TO	MIN
11/27	MARYLAND-BC	1-0	1-1	1.000	0-0	.000	0-0	.000	2	0	0-0	0	0	0	10
12/1	BAPTIST	1-0	2-4	.500	0-0	.000	1-1	1.000	5	5	1-0	1	0	1	15
12/6	DAYTON	1-0	1-3	.333	0-0	.000	0-0	.000	2	2	0-0	2	1	1	9
12/16	ALABAMA ST.	1-0	1-6	.167	0-0	.000	0-0	.000	2	1	0-0	2	1	0	14
12/19	Arizona	1-0	7-11	.636	0-1	.000	0-0	.000	14	4	1-0	1	0	0	18
12/27	Lehigh	1-0	4-8	.500	1-1	1.000	0-2	.000	9	1	1-0	0	0	0	14
12/29	Boston College	1-0	0-0	.000	0-0	.000	0-0	.000	0	0	0-0	1	0	0	3
1/3	George Mason	1-0	0-2	.000	0-0	.000	0-0	.000	0	0	0-0	0	0	0	3
1/6	South Florida	1-0	1-2	.500	0-1	.000	0-0	.000	2	0	1-0	0	0	0	5
1/10	KANSAS	1-0	2-6	.333	0-0	.000	0-0	.000	4	2	0-0	2	0	0	9
1/12	BROOKLYN	1-0	3-3	1.000	0-0	.000	0-0	.000	6	0	1-0	2	0	0	8
1/15	Washington	1-0	5-9	.556	3-3	1.000	0-0	.000	13	0	3-0	0	0	1	17
1/18	FLORIDA ST.	1-1	5-11	.455	1-3	.333	4-6	.667	15	2	2-0	3	3	0	30
1/20	ARIZONA ST.	1-1	5-10	.500	0-2	.000	0-0	.000	10	3	0-0	1	0	0	19
1/27	Notre Dame	1-0	1-8	.125	0-0	.000	0-0	.000	2	4	1-0	0	1	0	19
1/29	DePaul	1-0	0-4	.000	0-1	.000	2-2	1.000	2	2	2-0	0	1	0	8
2/3	MERCER	DNP													
2/5	North Carolina	1-0	1-2	.500	0-1	.000	0-0	.000	2	0	0-0	0	0	0	7
2/10	Davidson	1-0	0-2	.000	0-1	.000	0-0	.000	0	2	1-0	0	0	0	8
2/12	DEPAUL	1-0	1-3	.333	0-1	.000	0-0	.000	2	1	0-0	0	0	1	8
2/15	CENTRAL CONN.	1-0	3-7	.429	1-2	.500	1-2	.500	8	1	0-0	1	1	0	11
2/17	Florida State	1-0	1-3	.333	1-1	1.000	0-0	.000	3	0	1-0	1	0	0	5
2/19	FLORIDA	1-0	1-4	.250	0-0	.000	0-0	.000	2	2	0-0	0	0	0	10
2/21	Providence	1-0	2-4	.500	0-2	.000	0-0	.000	4	0	1-0	0	0	0	9
2/24	SO. FLORIDA	1-0	0-0	.000	0-0	.000	0-0	.000	0	0	1-0	0	0	0	3
2/27	HARTFORD	1-0	0-3	.000	0-0	.000	2-2	1.000	2	2	0-0	1	0	0	12
3/3	TULANE	1-0	2-7	.286	1-1	1.000	0-0	.000	5	6	2-0	2	0	0	17
3/6	FLORIDA INT'L	1-0	2-3	.667	1-1	1.000	0-0	.000	5	1	0-0	0	1	0	7
TOTALS		27-2	61-126	.486	9-22	.409	10-15	.667	121	41	19-0	20	9	4	298

## 32 JUSTIN CALDWELL

DATE	OPPONENT	GP-GS	FGM-FGA	FG%	FTM-FTA	FT%	PTS	REB	PF	DQ	AST	STL	BL	TO	MIN
11/27	MARYLAND-BC	DNP													
12/1	BAPTIST	1-0	0-0	.000	0-0	.000	0-1	.000	0	2	0-0	0	0	0	4
12/6	DAYTON	1-0	1-1	1.000	0-0	.000	0-0	.000	2	0	1-0	0	0	0	7
12/16	ALABAMA ST.	1-0	0-0	.000	0-0	.000	0-1	.000	0	0	0-0	0	0	0	4
12/19	Arizona	1-1	3-5	.600	0-0	.000	0-0	.000	6	3	2-0	1	0	0	23
12/27	Lehigh	DNP													
12/29	Boston College	1-0	1-3	.333	0-0	.000	0-0	.000	2	0	2-0	1	0	0	21
1/3	George Mason	1-0	1-1	1.000	0-0	.000	0-2	.000	2	1	1-0	0	0	0	14
1/6	South Florida	1-0	0-0	.000	0-0	.000	2-2	1.000	2	0	0-0	0	0	0	2
1/10	KANSAS	1-1	0-1	.000	0-0	.000	1-3	.333	1	4	2-0	1	0	0	29
1/12	BROOKLYN	1-1	2-4	.500	0-0	.000	2-5	.400	6	5	2-0	0	0	0	19
1/15	Washington	1-1	3-5	.600	0-0	.000	0-0	.000	6	5	3-0	2	0	0	24
1/18	FLORIDA ST.	1-0	7-9	.778	0-0	.000	0-4	.000	14	6	2-0	0	1	0	33
1/20	ARIZONA ST.	1-1	2-4	.500	0-0	.000	1-1	1.000	5	8	4-0	1	1	0	39
1/27	Notre Dame	1-1	2-2	1.000	0-0	.000	1-3	.333	5	4	2-0	0	1	0	26
1/29	DePaul	1-1	0-5	.000	0-0	.000	2-2	1.000	2	6	4-0	0	0	0	30
2/3	MERCER	1-1	0-2	.000	0-0	.000	5-6	.833	5	4	2-0	0	0	0	25
2/5	North Carolina	1-1	1-2	.500	0-0	.000	0-0	.000	2	4	4-0	0	0	0	29
2/10	Davidson	1-1	0-4	.000	0-0	.000	0-0	.000	0	4	2-0	1	0	0	11
2/12	DEPAUL	1-0	1-3	.333	0-0	.000	1-2	.500	3	3	0-0	1	0	0	15
2/15	CENTRAL CONN.	1-0	0-1	.000	0-0	.000	0-0	.000	0	1	0-0	0	0	0	5
2/17	Florida State	1-1	1-1	1.000	0-0	.000	0-0	.000	2	3	4-0	0	0	0	12
2/19	FLORIDA	1-1	1-2	.500	0-0	.000	0-0	.000	2	2	3-0	0	0	0	12
2/21	Providence	1-1	2-3	.667	0-0	.000	0-0	.000	4	2	4-0	2	0	0	28
2/24	SO. FLORIDA	1-1	2-3	.667	0-0	.000	3-4	.750	7	2	2-0	0	0	0	39
2/27	HARTFORD	1-1	2-3	.667	0-0	.000	1-4	.250	5	6	4-0	3	2	0	26
3/3	TULANE	1-1	0-2	.000	0-0	.000	0-0	.000	0	0	2-0	1	0	0	13
3/6	FLORIDA INT'L	1-0	1-4	.250	0-0	.000	0-0	.000	2	4	1-0	0	0	0	3
TOTALS		26-18	33-70	.471	0-0	.000	19-40	.475	85	78	63-0	14	5	1	493

## 25 DOUG ELLIOTT

DATE	OPPONENT	GP-GS	FGM-FGA	FG%	FTM-FTA	FT%	PTS	REB	PF	DQ	AST	STL	BL	TO	MIN
11/27	MARYLAND-BC	1-1	4-9	.444	2-5	.400	0-0	.000	10	2	0-0	2	1	1	19
12/1	BAPTIST	1-1	2-6	.333	0-2	.000	0-0	.000	4	4	1-0	1	2	0	19
12/6	DAYTON	1-1	3-6	.500	1-2	.500	3-7	.429	10	3	4-0	1	1	2	25
12/16	ALABAMA ST.	1-1	3-10	.300	2-6	.333	0-0	.000	8	1	2-0	1	0	0	18
12/19	Arizona	1-0	1-4	.250	0-1	.000	0-0	.000	2	3	1-0	0	0	0	10
12/27	Lehigh	1-0	1-5	.200	1-4	.250	0-0	.000	3	0	0-0	1	0	0	13
12/29	Boston College	1-0	2-5	.400	1-2	.500	0-0	.000	6	1	0-0	0	0	0	7
1/3	George Mason	1-0	1-2	.500	0-0	.000	0-0	.000	2	0	0-0	0	1	1	9
1/6	South Florida	1-0	0-1	.000	0-1	.000	0-0	.000	0	1	0-0	0	1	0	7
1/10	KANSAS	1-0	1-3	.333	0-2	.000	0-0	.000	2	1	0-0	0	0	0	9
1/12	BROOKLYN	1-0	1-1	1.000	0-0	.000	0-0	.000	2	2	0-0	3	0	0	8
1/15	Washington	1-0	1-5	.200	1-3	.333	0-0	.000	3	6	2-0	0	1	0	20</

## 12 THOMAS HOCKER

DATE	OPPONENT	GP-GS	FGM-FGA	FG%	FGM-FGA	FG%	FTM-FTA	FT%	PTS	REB	PF-DQ	AST	STL	BL	TO	MIN
11/27	MARYLAND-BC	1-1	4-6	.667	1-2	.500	4-5	.800	13	2	0-0	6	2	0	2	31
12/1	BAPTIST	1-1	2-2	1.000	2-2	1.000	0-0	.000	6	0	2-0	7	1	1	2	30
12/6	DAYTON	1-1	2-4	.500	1-1	1.000	2-2	1.000	7	5	1-0	8	2	0	1	36
12/16	ALABAMA ST.	1-1	2-4	.500	1-2	.500	0-0	.000	5	1	3-0	4	1	0	6	35
12/19	Arizona	1-1	2-4	.500	0-1	.000	0-0	.000	4	4	1-0	1	1	0	1	29
12/27	Lehigh	1-1	1-4	.250	1-1	1.000	1-2	.500	4	3	3-0	4	1	0	3	36
12/29	Boston College	1-1	2-4	.500	1-2	.500	4-4	1.000	9	1	2-0	9	4	0	1	40
1/3	George Mason	1-0	1-2	.500	0-0	.000	0-0	.000	2	1	2-0	1	1	0	3	16
1/6	South Florida	1-1	3-5	.600	1-1	1.000	0-0	.000	7	3	3-0	1	1	0	0	31
1/10	KANSAS	1-1	2-3	.667	0-0	.000	0-0	.000	4	2	2-0	7	0	0	5	26
1/12	BROOKLYN	1-1	2-5	.400	1-2	.500	1-2	.500	6	6	2-0	6	3	0	2	28
1/15	Washington	1-1	4-4	1.000	3-3	1.000	2-2	1.000	13	4	2-0	4	0	0	3	32
1/18	FLORIDA ST.	1-1	1-6	.167	0-5	.000	9-10	.900	11	5	3-0	12	2	0	8	49
1/20	ARIZONA ST.	1-1	3-4	.750	2-3	.667	0-0	.000	8	3	1-0	6	0	0	1	38
1/27	Notre Dame	1-1	1-3	.333	0-0	.000	0-0	.000	2	0	2-0	0	2	0	1	27
1/29	DePaul	1-1	0-5	.000	0-2	.000	4-4	1.000	4	0	0-0	1	0	0	3	32
2/3	MERCER	DNP														
2/5	North Carolina	1-0	0-1	.000	0-1	.000	0-2	.000	0	1	1-0	6	0	0	0	11
2/10	Davidson	1-0	2-3	.667	1-2	.500	0-0	.000	5	2	0-0	1	0	0	1	19
2/12	DEPAUL	1-0	2-2	1.000	1-1	1.000	0-0	.000	5	1	0-0	2	1	0	3	25
2/15	CENTRAL CONN.	1-0	1-5	.200	1-4	.250	2-4	.500	5	5	3-0	10	2	1	2	27
2/17	Florida State	1-1	4-7	.571	3-5	.600	2-2	1.000	13	2	4-0	5	1	0	2	37
2/19	FLORIDA	1-1	4-8	.500	2-3	.667	3-4	.750	13	1	0-0	7	1	0	2	32
2/21	Providence	1-1	0-4	.000	0-2	.000	4-4	1.000	4	2	1-0	4	2	0	2	28
2/24	SO. FLORIDA	1-1	5-7	.714	2-3	.667	7-8	.875	19	4	1-0	8	0	0	2	36
2/27	HARTFORD	1-1	0-7	.000	0-1	.000	2-2	1.000	2	2	4-0	3	1	2	1	36
3/3	TULANE	1-1	4-7	.571	2-4	.500	2-2	1.000	12	4	3-0	12	3	0	0	36
3/6	FLORIDA INT'L	1-1	2-4	.500	1-2	.500	0-0	.000	5	6	1-0	4	2	0	1	38
TOTALS		27-22	66-120	.467	27-66	.401	49-69	.831	188	70	47-0	139	34	4	58	847

## 3 SAMARR LOGAN

DATE	OPPONENT	GP-GS	FGM-FGA	FG%	FGM-FGA	FG%	FTM-FTA	FT%	PTS	REB	PF-DQ	AST	STL	BL	TO	MIN
11/27	MARYLAND-BC	1-0	2-8	.250	1-3	.333	2-2	1.000	7	4	1-0	0	3	0	1	21
12/1	BAPTIST	1-0	3-8	.375	1-2	.500	0-1	.000	7	1	4-0	0	0	0	1	21
12/6	DAYTON	1-0	1-5	.200	1-2	.500	0-0	.000	3	1	1-0	0	0	0	1	2
12/16	ALABAMA ST.	1-0	0-7	.000	0-2	.000	0-1	.000	0	2	2-0	1	0	0	2	17
12/19	Arizona	1-0	5-8	.625	1-3	.333	0-0	.000	11	3	3-0	0	0	0	1	19
12/27	Lehigh	1-1	3-8	.375	0-3	.000	1-3	.333	7	4	1-0	0	2	0	0	24
12/29	Boston College	1-1	8-12	.667	8-11	.727	0-0	.000	24	3	4-0	1	1	0	1	36
1/3	George Mason	1-1	5-5	1.000	3-3	1.000	1-3	.333	14	0	1-0	0	2	0	0	36
1/6	South Florida	1-1	2-4	.500	2-4	.500	2-2	1.000	8	6	5-1	2	3	0	0	27
1/10	KANSAS	1-1	7-12	.583	4-6	.667	1-2	.500	19	4	3-0	0	0	0	4	31
1/12	BROOKLYN	1-1	4-11	.364	2-4	.500	4-7	.571	14	6	2-0	1	2	1	1	29
1/15	Washington	1-1	0-5	.000	0-1	.000	0-0	.000	0	1	1-0	0	0	0	3	14
1/18	FLORIDA ST.	1-1	1-11	.091	0-3	.000	0-0	.000	2	4	2-0	1	0	0	1	21
1/20	ARIZONA ST.	1-0	1-5	.200	1-4	.250	1-2	.500	4	2	0-0	3	0	0	1	21
1/27	Notre Dame	1-1	3-12	.250	0-1	.000	0-0	.000	6	0	5-1	1	0	0	0	26
1/29	DePaul	1-1	4-8	.500	2-3	.667	1-3	.333	11	1	2-0	0	1	0	2	24
2/3	MERCER	1-1	2-5	.400	2-4	.500	0-0	.000	6	3	2-0	1	3	0	2	26
2/5	North Carolina	1-0	1-5	.200	1-4	.250	0-0	.000	3	1	1-0	0	0	0	1	2
2/10	Davidson	1-0	7-8	.875	5-5	1.000	4-4	1.000	23	6	3-0	0	1	0	1	24
2/12	DEPAUL	1-1	3-9	.333	1-4	.250	1-1	1.000	8	1	5-1	0	1	2	2	27
2/15	CENTRAL CONN.	1-1	2-3	.667	0-0	.000	0-0	.000	4	4	0-0	1	0	1	3	31
2/17	Florida State	1-1	2-5	.400	1-3	.333	1-2	.500	6	1	5-1	2	1	0	2	23
2/19	FLORIDA	1-1	2-9	.222	1-4	.250	2-2	1.000	7	4	3-0	0	1	1	0	21
2/21	Providence	1-0	1-3	.333	0-1	.000	0-0	.000	2	5	1-0	0	0	0	2	13
2/24	SO. FLORIDA	1-0	0-3	.000	0-1	.000	0-0	.000	0	0	1-0	0	0	0	0	6
2/27	HARTFORD	DNP														
3/3	TULANE	1-0	3-7	.429	2-3	.667	4-6	.667	12	1	2-0	3	0	0	0	20
3/6	FLORIDA INT'L	1-1	5-9	.556	1-2	.500	0-0	.000	11	6	0-0	2	3	0	0	37
TOTALS		27-18	77-185	.395	40-86	.465	26-41	.610	219	74	60-4	19	24	7	34	621

## 13 JAKE MORTON

3-POINT																
DATE	OPPONENT	GP-GS	FGM-FGA	FG%	FGM-FGA	FG%	FTM-FTA	FT%	PTS	REB	PF-DQ	AST	STL	BL	TO	MIN
11/27	MARYLAND-BC	1-1	3-8	.375	3-7	.429	6-6	1.000	15	5	4-0	4	0	0	2	30
12/1	BAPTIST	1-1	6-12	.500	2-7	.286	0-2	.000	14	3	3-0	0	3	1	1	25
12/6	DAYTON	1-1	7-13	.538	3-8	.375	6-6	1.000	23	2	3-0	3	4	0	4	31
12/16	ALABAMA ST.	1-1	4-9	.444	1-3	.333	3-3	1.000	12	4	4-0	1	1	0	1	29
12/19	Arizona	1-1	1-7	.143	0-5	.000	0-0	.000	2	3	2-0	4	2	0	3	22
12/27	Lehigh	1-1	4-10	.400	1-5	.200	0-0	.000	9	1	2-0	2	5	0	1	34
12/29	Boston College	1-1	2-10	.200	1-5	.200	0-0	.000	5	2	5-1	4	3	0	4	37
1/3	George Mason	1-1	4-9	.444	1-4	.250	11-12	.917	20	2	3-0	2	1	0	4	40
1/6	South Florida	1-1	5-9	.556	2-6	.333	3-5	.600	15	1	4-0	1	1	0	2	34
1/10	KANSAS	1-1	4-10	.400	0-5	.000	2-4	.500	10	0	0-0	4	1	0	3	31
1/12	BROOKLYN	1-1	6-14	.429	2-10	.200	8-9	.889	22	1	1-0	7	3	0	0	29
1/15	Washington	1-1	2-9	.222	0-2	.000	0-0	.000	4	4	4-0	2	1	0	1	23
1/18	FLORIDA ST.	1-0	8-13	.615	3-4	.750	6-9	.667	25	5	5-1	3	3	0	3	36
1/20	ARIZONA ST.	1-1	5-14	.357	2-6	.333	4-5	.800	16	2	3-0	3	1	0	3	36
1/27	Notre Dame	1-1	6-9	.667	1-1	1.000	3-4	.750	16	1	1-0	1	0	0	4	21
1/29	DePaul	1-1	3-11	.273	3-4	.750	4-4	1.000	13	2	1-0	4	0	1	6	33
2/3	MERCER	1-1	2-7	.286	0-2	.000	7-9	.778	11	6	2-0	4	2	0	4	38
2/5	North Carolina	1-1	9-18	.500	6-11	.545	0-2	.000	24	2	5-1	2	1	0	4	32
2/10	Davidson	1-1	2-6	.333	2-3	.667	3-5	.600	9	3	1-0	5	1	0	1	33
2/12	DEPAUL	1-1	2-7	.286	1-3	.333	3-5	.600	8	4	3-0	1	1	0	2	23
2/15	CENTRAL CONN.	1-1	0-5	.000	0-3	.000	2-2	1.000	2	2	2-0	3	3	0	1	16
2/17	Florida State	1-0	1-3	.333	1-3	.333	0-0	.000	3	0	5-1	0	1	0	3	12
2/19	FLORIDA	1-1	1-10	.100	0-5	.000	2-2	1.000	4	3	1-0	1	3	0	2	26
2/21	Providence	1-0	2-5	.400	0-1	.000	0-0	.000	4	0	1-0	2	0	0	0	15
2/24	SO. FLORIDA	1-0	3-6	.500	1-2	.500	1-1	1.000	8	3	2-0	0	1	0	0	18
2/27	HARTFORD	1-0	0-2	.000	0-1	.000	0-0	.000	0	2	2-0	0	0	0	4	20
3/3	TULANE	1-1	1-3	.333	1-2	.500	2-2	1.000	5	3	3-0	1	2	0	0	17
3/6	FLORIDA INT'L	1-0	4-8	.500	1-4	.250	1-2	.500	10	3	4-0	1	1	0	1	7
TOTALS		28-22	97-247	.393	38-122	.311	77-99	.778	309	69	76-4	65	45	2	63	748



## 33 JOE ROSS

## 3-POINT

DATE	OPPONENT	GP-GS	FGM-FGA	FG%	FGM-FGA	FG%	FTM-FTA	FT%	PTS	REB	PF-DQ	AST	STL	BL TO MIN
11/27	MARYLAND-BC	DNP												
12/1	BAPTIST	DNP												
12/6	DAYTON	DNP												
12/16	ALABAMA ST.	DNP												
12/19	Arizona	DNP												
12/27	Lehigh	DNP												
12/29	Boston College	DNP												
1/3	George Mason	DNP												
1/6	South Florida	DNP												
1/10	KANSAS	DNP												
1/12	BROOKLYN	DNP												
1/15	Washington	DNP												
1/18	FLORIDA ST.	DNP												
1/20	ARIZONA ST.	DNP												
1/27	Notre Dame	1-0	2-7	.286	2-3	.667	0-0	.000	6	4	1-0	0	0	1 11
1/29	DePaul	1-0	1-1	1.000	0-0	.000	0-0	.000	2	1	3-0	1	0	0 3
2/3	MERCER	1-0	0-0	.000	0-0	.000	0-0	.000	0	1	2-0	0	0	1 3
2/5	North Carolina	DNP												
2/10	Davidson	1-0	0-0	.000	0-0	.000	0-0	.000	0	0	0-0	0	0	0 3
2/12	DEPAUL	DNP												
2/15	CENTRAL CONN.	1-0	0-2	.000	0-2	.000	0-0	.000	0	2	1-0	0	0	0 4
2/17	Florida State	DNP												
2/19	FLORIDA	DNP												
2/21	Providence	1-0	1-2	.500	0-1	.000	0-0	.000	2	1	1-0	1	0	0 4
2/24	SO. FLORIDA	DNP												
2/27	HARTFORD	DNP												
3/3	TULANE	1-0	1-2	.500	0-1	.000	0-0	.000	2	0	2-0	0	0	1 4
3/6	FLORIDA INT'L	1-0	0-1	.000	0-0	.000	0-0	.000	0	2	0-0	0	0	0 1
TOTALS		8-10	6-16	.333	2-7	.286	0-0	.000	12	11	10-0	2	0	3 33

## 44 JEROME SCOTT

## 3-POINT

DATE	OPPONENT	GP-GS	FGM-FGA	FG%	FGM-FGA	FG%	FTM-FTA	FT%	PTS	REB	PF-DQ	AST	STL	BL TO MIN
11/27	MARYLAND-BC	1-0	0-2	.000	0-1	.000	0-0	.000	0	4	0-0	2	0	0 9
12/1	BAPTIST	1-0	0-1	.000	0-1	.000	0-0	.000	0	0	1-0	1	1	0 3 10
12/6	DAYTON	1-0	0-1	.000	0-1	.000	0-0	.000	0	1	2-0	0	0	0 4
12/16	ALABAMA ST.	1-0	1-6	.167	1-5	.200	0-0	.000	3	2	2-0	0	0	2 7
12/19	Arizona	1-0	0-1	.000	0-1	.000	0-0	.000	0	0	1-0	1	0	0 2 11
12/27	Lehigh	1-0	0-0	.000	0-0	.000	1-3	.333	1	1	0-0	0	1	0 1 6
12/29	Boston College	DNP												
1/3	George Mason	1-1	6-13	.462	3-4	.750	3-5	.600	18	5	4-0	2	4	0 3 31
1/6	South Florida	1-0	3-7	.429	0-2	.000	0-2	.000	6	1	2-0	0	0	0 2 19
1/10	KANSAS	1-0	5-7	.714	0-0	.000	0-0	.000	10	1	1-0	4	0	0 3 14
1/12	BROOKLYN	1-0	1-2	.500	0-1	.000	1-2	.500	3	2	0-0	3	1	0 0 9
1/15	Washington	1-0	2-6	.333	0-2	.000	0-0	.000	4	0	2-0	2	1	0 1 14
1/18	FLORIDA ST.	1-0	2-2	1.000	1-1	1.000	0-1	.000	5	0	0-0	1	2	0 0 13
1/20	ARIZONA ST.	1-0	0-3	.000	0-3	.000	0-0	.000	0	0	1-0	0	0	0 0 6
1/27	Notre Dame	1-0	2-5	.400	0-1	.000	1-2	.500	5	2	1-0	1	1	0 2 10
1/29	DePaul	1-0	3-6	.500	0-1	.000	0-3	.000	6	2	1-0	0	2	0 1 14
2/3	MERCER	1-1	3-6	.600	1-2	.500	5-6	.833	12	1	0-0	2	3	0 2 38
2/5	North Carolina	1-1	7-17	.412	0-1	.000	2-3	.667	16	3	4-0	10	0	0 2 30
2/10	Davidson	1-1	3-6	.500	0-1	.000	6-6	1.000	12	1	2-0	2	2	0 1 29
2/12	DEPAUL	1-1	2-9	.222	0-1	.000	0-0	.000	4	4	2-0	2	2	0 2 32
2/15	CENTRAL CONN.	1-1	6-11	.545	1-3	.333	1-2	.500	14	2	1-0	1	1	2 0 28
2/17	Florida State	1-1	4-12	.333	2-5	.400	5-7	.714	15	2	4-0	0	1	0 0 33
2/19	FLORIDA	1-1	5-12	.417	2-4	.500	0-1	.000	12	4	3-0	9	4	0 1 33
2/21	Providence	1-1	7-19	.368	4-9	.444	2-2	1.000	20	6	1-0	4	0	0 0 33
2/24	SO. FLORIDA	1-1	7-16	.438	0-1	.000	3-4	.750	17	3	2-0	3	2	0 1 37
2/27	HARTFORD	1-1	6-14	.429	1-4	.250	2-2	1.000	15	4	2-0	3	3	0 2 32
3/3	TULANE	1-1	6-10	.600	3-5	.600	5-6	.833	20	3	2-0	4	0	0 2 29
3/6	FLORIDA INT'L	1-1	8-14	.571	0-2	.000	6-8	.750	22	2	3-0	6	1	0 2 33
TOTALS		17-13	88-207	.430	18-52	.306	43-66	.652	240	66	44-0	64	32	2 37 664

## 23 HAMMIE WARD


## 3-POINT

DATE	OPPONENT	GP-GS	FGM-FGA	FG%	FGM-FGA	FG%	FTM-FTA	FT%	PTS	REB	PF-DQ	AST	STL	BL TO MIN
11/27	MARYLAND-BC	1-0	0-0	.000	0-0	.000	0-0	.000	0	0	1-0	0	0	0 0 3
12/1	BAPTIST	1-0	0-0	.000	0-0	.000	1-2	.500	1	1	1-0	0	0	1 0 6
12/16	ALABAMA ST.	1-0	0-0	.000	0-0	.000	1-3	.333	1	2	0-0	0	0	0 0 2
12/19	Arizona	1-0	0-2	.000	0-0	.000	0-0	.000	0	2	5-1	0	0	0 1 7
12/27	Lehigh	1-0	0-1	.000	0-0	.000	0-0	.000	0	0	6-1	0	0	0 2 5
12/29	Boston College	DNP												
1/3	George Mason	DNP												
1/6	South Florida	DNP												
1/10	KANSAS	DNP												
1/12	BROOKLYN	1-0	2-4	.500	0-0	.000	3-5	.600	7	3	1-0	0	1	2 2 11
1/15	Washington	1-0	1-1	1.000	0-0	.000	0-0	.000	2	0	0-0	0	0	0 0 4
1/18	FLORIDA ST.	1-1	0-0	.000	0-0	.000	0-0	.000	0	0	1-0	0	0	0 1 3
1/20	ARIZONA ST.	DNP												
1/27	Notre Dame	1-0	0-5	.000	0-0	.000	0-0	.000	0	1	3-0	0	0	0 2 13
1/29	DePaul	1-0	3-6	.500	0-0	.000	2-3	.667	8	4	5-1	2	0	0 0 16
2/3	MERCER	1-0	4-4	1.000	0-0	.000	0-0	.000	8	1	4-0	0	0	0 3 18
2/5	North Carolina	1-0	1-1	1.000	0-0	.000	0-0	.000	2	1	3-0	0	0	1 1 16
2/10	Davidson	1-0	1-3	.333	0-0	.000	0-0	.000	2	0	5-1	1	0	1 1 6
2/12	DEPAUL	1-1	0-3	.000	0-0	.000	2-4	.500	2	1	4-0	0	0	1 21
2/15	CENTRAL CONN.	1-1	2-6	.333	0-0	.000	2-2	1.000	6	5	2-0	0	2	1 0 24
2/17	Florida State	1-0	1-1	1.000	0-0	.000	0-0	.000	2	1	0-0	1	0	0 1 8
2/19	FLORIDA	1-0	1-2	.500	0-0	.000	1-2	.500	3	1	1-0	0	0	0 0 3
2/21	Providence	1-0	0-3	.000	0-0	.000	1-2	.500	1	3	2-0	0	0	0 4 15
2/24	SO. FLORIDA	1-0	0-0	.000	0-0	.000	0-0	.000	0	1	2-0	0	0	0 0 2
2/27	HARTFORD	1-0	1-1	1.000	0-0	.000	0-0	.000	2	1	1-0	0	0	1 2 8
3/3	TULANE	1-0	0-1	.000	0-0	.000	0-0	.000	0	1	1-0	0	1	0 1 7
3/6	FLORIDA INT'L	1-0	1-3	.333	0-0	.000	0-0	.000	2	2	1-0	1	0	1 7
TOTALS		23-3	18-48	.396	0-0	.000	13-24	.642	61	33	61-4	6	6	0 23 212

## 15 JOE WYLIE

## 3-POINT

DATE	OPPONENT	GP-GS	FGM-FGA	FG%	FGM-FGA	FG%	FTM-FTA	FT%	PTS	REB	PF-DQ	AST	STL	BL TO MIN
11/27	MARYLAND-BC	1-1	13-18	.722	0-0	.000	5-9	.556	31	9	3-0	0	1	3 4 36
12/1	BAPTIST	1-1	10-17	.588	1-1	1.000	6-10	.600	27	15	1-0	2	4	0 6 35
12/6	DAYTON	1-1	12-20	.600	0-0	.000	2-6	.333	26	6	4-0	1	1	2 7 33
12/16	ALABAMA ST.	1-1	12-21	.571	0-1	.000	9-12	.667	32	18	1-0	1	5	3 3 34
12/19	Arizona	1-1	3-16	.188	0-1	.000	0-0	.000	6	6	3-0	0	0	1 4 29
12/27	Lehigh	1-1	6-15	.400	0-1	.000	2-4	.500	14	7	3-0	2	1	0 4 35
12/29	Boston College	1-1	7-15	.467	0-0	.000	1-4	.250	15	7	3-0	0	1	1 6 38
1/3	George Mason	1-1	10-16	.625	0-0	.000	4-7	.571	24	8	3-0	2	2	1 2 38
1/6	South Florida	1-1	11-21	.524	0-0	.000	5-10	.500	27	5	3-0	1	0	2 4 38
1/10	KANSAS	1-1	10-15	.667	0-0	.000	0-0	.000	20	7	2-0	2	2	1 3 37
1/12	BROOKLYN	1-1	9-18	.500	1-1	1.000	4-6	.667	23	12	3-0	2	1	3 2 31
1/15	Washington	1-1	6-14	.429	0-0	.000	2-3	.667	14	9	3-0	2	1	0 3 36
1/18	FLORIDA ST.	1-1	9-20	.450	0-1	.000	9-10	.900	27	15	4-0	0	2	2 3 48
1/20	ARIZONA ST.	1-1	7-12	.583	0-2	.000	1-2	.500	15	7	3-0	2	0	3 6 40
1/27	Notre Dame	1-1	4-15	.267	0-0	.000	2-5	.400	10	6	3-0	2	2	0 3 26
1/29	DePaul	1-1	0-3	.000	0-0	.000	0-3	.000	0	9	4-0	1	0	1 4 30
2/3	MERCER	1-1	4-11	.364	0-0	.000	2-3	.667	10	8	4-0	0	2	2 3 34
2/5	North Carolina	1-1	8-14	.571	1-1	1.000	0-0	.000	17	9	4-0	2	1	1 2 35
2/10	Davidson	1-1	4-12	.333	0-0	.000	4-6	.667	12	6	3-0	2	1	0 5 35
2/12	DEPAUL	1-1	7-19	.368	0-1	.000	3-5	.600	17	16	3-0	1	1	2 5 39
2/15	CENTRAL CONN.	1-1	2-8	.250	0-0	.000	4-4	1.000	8	6	0-0	0	1	2 1 20
2/17	Florida State	1-1	9-18	.500	0-1	.000	1-1	1.000	19	12	3-0	0	3	0 2 40
2/19	FLORIDA	1-0	5-9	.556	0-0	.000	0-2	.000	10	9	3-0	1	1	0 1 26
2/21	Providence	1-1	6-15	.400	0-0	.000	4-4	1.000	16	3	2-0	2	0	0 3 33
2/24	SO. FLORIDA	1-1	8-17	.471	0-0	.000	8-11	.727	24	15	2-0	3	1	1 1 39
2/27	HARTFORD	1-1	10-17	.588	0-0	.000	5-9	.556	25	12	2-0	2	2	1 2 38
3/3	TULANE	1-1	14-22	.636	0-0	.000	2-5	.400	30	14	2-0	1	1	0 1 36
3/6	FLORIDA INT'L	1-1	4-12	.333	0-0	.000	7-12	.583	15	10	7-0	4	3	0 2 32
TOTALS		28-27	210-430	.488	3-11	.273	81-153	.535	514	266	78-0	38	40	12 02 071



## 1989-90 BOX SCORES

NOVEMBER 27, 1989  
MIAMI 91, MARYLAND-BALTIMORE COUNTY 74  
MIAMI ARENA, MIAMI, FLORIDA

UMBC (1-1)	FG	3FG	FT	REB						
No. NAME	M-A	M-A	M-A	O-D-T	F	P	TSA	TO	BL	MIN
31 FRANKLIN	3-10	1-7	0-0	1-2-3	2	7	3	2	0	30
33 FRANTZ	3-6	0-1	0-0	2-0-2	3	6	1	4	0	25
50 IZLEIN	0-0	0-0	0-0	0-0-0	2	0	0	0	0	0
24 MILLS	2-8	1-4	0-0	1-6-7	2	5	7	1	0	34
5 SIMMONS	7-13	3-7	3-6	1-0-1	1	20	5	4	0	38
32 Thompson	1-1	0-0	4-4	1-2-3	1	6	1	1	0	16
40 Fasaye	3-4	0-0	0-0	0-0-0	4	6	0	3	0	19
42 Watkins	6-11	0-0	1-3	1-1-2	4	13	0	2	0	18
44 Field	5-14	1-3	0-0	4-5-9	0	11	2	3	0	25
Team	Rebounds			7-6-13						
Team	Totals			30-67	6-22	8-13	18-22-40	19	74	19 20 0 8 200
Headball	Rebounds			2						
Total	FG%	1st	18-34 (.529)	2nd	12-33 (.364)	Game	30-67	(.448)		
3-PT	FG%	1st	6-22 (.273)	2nd	0-10 (.000)	Game	6-22	(.273)		
FT%		1st	2-2 (1.000)	2nd	6-11 (.545)	Game	8-13	(.615)		

21 Adams	1-5	0-1	0-0	2-2-4	1	2	2	1	0	1	14
35 Caldwell	0-0	0-0	0-1	0-2-2	0	0	0	0	0	0	4
20 Shippe	0-0	0-0	1-2	0-0-0	0	1	0	0	0	0	1
Team Totals					1-3-4						
Rebounds					3						
Total FG%	1st 17-38 (.447)				2nd 13-26 (.500)				Game 30-64 (.469)		
3-PT FT %	1st 5-11 (.455)				2nd 3-8 (.375)				Game 8-19 (.450)		
FT %	1st 3-7 (.429)				Game 2-3 (.667)						

SCORE BY PERIODS	1	2	F
Baptist College	26	41	67
Miami	42	35	77
OFFICIALS:	Grogan-R,	Wood-U1,	Styons-U2
TECHNICAL FOULS:	None		
ATTENDANCE:	1,529		

DECEMBER 6, 1989  
MIAMI 87, DAYTON 82  
MIAMI ARENA, MIAMI, FLORIDA

MIAMI (1-0)		FG	3FG	FT	REB				
NO.	NAME	M-A	M-A	M-A	O-D-T	FPTS	TO	BL	ST
25	ELLIOTT	4-9	2-5	0-0	1-1-2	0	10	2	0 1 1 19
4	RANDON	2-6	0-0	3-4	2-4-6	4	7	6	1 0 3 32
15	WYLIE	13-18	10	5-9	4-6-9	3	31	0	4 3 1 36
12	HOCKER	4-6	1-2	4-5	0-2-2	0	13	6	2 0 2 31
13	MORTON	3-8	3-7	6-6	1-4-5	4	15	4	2 0 0 30
1	Burton	1-1	0-0	0-0	0-0-0	0	2	0	0 0 0 10
3	Logan	2-8	1-3	2-2	3-1-4	1	7	0	1 0 3 21
44	Scott	0-2	0-1	0-0	0-4-4	0	0	2	2 0 0 9
23	Ward	0-0	0-0	0-0	0-0-0	1	0	0	0 0 0 3
21	Adams	1-3	1-2	3-4	1-1-2	0	6	0	0 0 0 9
Team Rebounds		1-0-1							
Team Totals		30-67	8-20	23-33	13-22	35	91	20	13 4 10 200
Deadball Rebounds		3							
Total FG%		1st 12-30 (.400)		2nd 18-31 (.581)		Game 30-61 (.492)			
3-PT FG%		1st 4-13 (.308)		2nd 4-7 (.571)		Game 8-20 (.400)			
FT%		1st 6-11 (.545)		2nd 17-19 (.895)		Game 23-30 (.767)			

DAYTON (3-1)	FG	3PFG	FT	REB					
N.O. NAME	M-A	M-A	M-A	O-D-T	FPTS	A	T	OBS	MN
20 CORBITT	4-13	0-0	3-3	4-8-12	4	11	0	3	2 22
30 ROBINSON	5-17	1-6	1-3	4-4-8	5	12	1	0	25
21 UHL	2-4	0-1	0-0	2-1-3	3	4	0	1	12
33 BRANCH	1-2	0-0	0-0	2-2-4	1	2	2	3	19
32 KNIGHT	7-12	0-2	2-2	1-0-2	4	16	7	4	32
24 Robertson	1-1	0-0	0-0	0-0-0	2	2	0	0	2
3 Bradds	1-4	0-2	2-2	1-0-1	3	4	1	1	12
23 Gravey	3-6	1-3	2-2	1-1-2	0	9	2	2	0 16
4 Green	0-0	0-0	0-1	0-0-0	0	0	1	0	0 3
44 McCracken	4-8	0-0	1-3	2-2-4	1	9	0	3	0 20
11 Springer	2-4	1-3	0-0	0-2-2	2	5	1	0	0 13
42 Howard	3-3	0-0	2-3	2-0-2	4	8	0	2	0 24
Team Rebounds				1-2-3					
Team Totals	33-74	3-17	13-19-20	23-43	29	82	15	23	0 6200
Deadball Rebounds				2					
Total FG%	1st 15-39 (.385)		2nd 19-35 (.514)		Game	33-74		(.446)	
3-PT FG%	1st 3-8 (.375)		2nd 0-9 (.000)		Game	3-17		(.176)	
FT%	1st 2-6 (.333)		2nd 11-13 (.846)		Game	13-19		(.684)	

SCORE BY PERIODS	1	2	F
Maryland-Baltimore Co.	44	30	74
Miami	34	57	91
OFFICIALS:	Croft-R, Pitts-U1,	Wall-U2	
TECHNICAL FOULS:	Logan-UM	(pre-game dunk)	
ATTENDANCE:	1,278		

DECEMBER 1, 1989  
MIAMI 77, BAPTIST COLLEGE 67  
MIAMI ARENA, MIAMI, FLORIDA

BAPTIST (2-3)		FG	3PFG	FT	REB										
No.	NAME	M-A	M-A	M-A	O-D-T	F	PTS	A	T	BLKS	MIN				
33	HALL	10-18	0-0	3-7	5-9-14	1	23	2	6	0	2 36				
44	TUTT	4-7	0-2	2-3	2-3-5	5	10	0	2	0	1 24				
30	MOSES	1-1	0-0	0-0	0-2-2	3	2	1	1	1	1 27				
34	GIBSON	3-9	2-5	2-2	0-2-2	2	10	0	2	0	0 28				
21	NANCE	2-9	1-5	0-0	0-3-3	2	5	5	6	0	2 35				
10	Solomon	0-0	0-0	0-1	1-0-1	1	0	0	1	0	1 8				
22	Oliver	4-13	1-2	6-6	1-4-5	4	15	8	2	0	1 30				
42	Grant	0-0	0-0	0-0	0-0-0	1	0	0	0	0	0 4				
43	Power	1-2	0-0	0-0	1-1-2	0	2	0	0	0	0 8				
Team Rebounds					1-2-3										
Team Totals					25-59	4-14	13-19	11-26	37	19	67	18	20	1	8 200
Deadball Rebounds					2										
Total	FG%	1st 10-25 (.400)			2nd 15-34 (.441)			Game		25-59 (.424)					
3-P	FG%	1st 0-4 (.000)			2nd 4-10 (.400)			Games		4-14 (.286)					
FT%		1st 6-12 (.500)			2nd 7-7 (1.000)			Game		13-19 (.684)					

MIAMI (3-0)		FG	3PTFG	FT	REB											
NO.	NAME	M-A	M-A	M-A	O-D-T	F	PTS	A	T	BL	MIN					
26	ELLIOTT	3-6	1-2	3-7	0-3-3	4	10	1	3	2	1 25					
4	RANDON	3-7	0-0	6-8	6-7-12	4	12	4	3	2	3 33					
15	WYLIE	12-20	0-0	2-6	1-5-6	4	26	1	7	2	1 33					
12	HOCKER	2-4	1-1	2-2	0-5-5	1	7	8	1	0	2 36					
13	MORTON	7-13	3-8	6-6	2-0-2	3	23	3	4	0	4 31					
3	Logan	1-5	1-2	0-0	1-0-1	1	3	0	2	1	0 15					
35	Caldwell	1-1	0-0	0-0	0-0-0	1	2	0	0	0	0 7					
44	Scott	0-1	0-1	0-0	0-1-1	2	0	0	0	0	0 4					
11	Burton	1-3	0-0	0-0	1-1-2	0	2	2	1	1	1 9					
21	Adams	1-1	0-0	0-0	1-2-3	0	2	0	1	0	0 7					
Team Rebounds						21-3										
Team Totals						31-66	6-14	19-29	13-25	38	20	87	18	22	812	200
Deadball Rebounds						4										
Total FG%		1st 19-37 (.513)			2nd 12-25 (.480)		Game		31-66 (.508)							
3-PT FG%		1st 3-9 (.333)			2nd 3-5 (.600)		Game		6-14 (.429)							
FT %		1st 4-7 (.571)			2nd 15-22 (.682)		Game		19-29 (.655)							

SCORE BY PERIODS	1	2	F
Dayton	35	47	82
Miami	45	42	87
OFFICIALS:	Paparo-R,	Corbin-U1,	Stone-U2
TECHNICAL FOULS:	None		
ATTENDANCE:	1,496		

DECEMBER 16, 1989  
MIAMI 81, ALABAMA STATE 98  
MIAMI ARENA, MIAMI, FLORIDA

MIAMI (2-0)	FG	3FG	FT	REB					
No.	NAME	M-A	M-A	M-A	O-D-T	F	P	T	M
25	ELLIOTT	2-6	0-2	0-0	2-2-4	1	4	1	0
4	RANDON	4-9	2-3	0-1	1-3-4	5	10	0	2
15	WYLIE	10-17	1-1	6-10	8-7-15	1	27	2	6
12	HOCKER	2-2	2-2	0-0	0-0-0	2	6	7	2
13	MORTON	6-12	2-7	0-2	1-2-3	3	14	0	1
1	Burton	2-4	0-0	1-1	1-4-5	1	5	1	1
3	Logan	3-8	1-2	0-1	0-1-1	4	7	9	1
44	Scott	0-1	0-1	0-0	0-0-0	1	0	1	3
23	Ward	0-0	0-0	1-2	0-1-1	1	1	0	0

ALA. ST. (6-1)	FG	3FG	FT	REB						
No. NAME	M-A	M-A	M-A	O-D-T	F	T	S	A	T	O
34 MAYO	14-21	0-1	2-4	3-10-13	1	30	1	5	0	3
52 ROGERS	6-15	2-6	7-11	2-3-5	3	21	2	5	1	6
32 THOMAS	2-3	0-0	0-0	1-2-3	4	4	0	0	0	0
11 HUBBARD	0-2	0-0	0-0	0-0-0	0	8	3	0	1	23
16 SHAW	7-10	1-2	1-1	2-2-4	2	16	2	3	0	3
22 Truller	0-1	0-0	0-0	0-0-0	0	0	0	0	0	0

12 Carr	0-0	0-0	0-1	0-0-0	1	0	0	0	0	1
35 Dobson	5-7	0-0	0-0	1-3-4	4	10	0	0	0	1 22
40 Bowen	0-2	0-0	0-0	1-4-5	2	0	1	1	0	8
45 Kirby	0-1	0-0	0-0	1-0-1	0	0	1	0	0	7
50 Hogan	6-10	0-0	1-2	2-11-13	4	13	0	3	2	22
21 Cooks	1-4	0-1	2-2	1-1-2	3	4	4	1	0	15
Team Rebounds				2-3-5						
Team Totals	41-78	3-10	13-21	16-39-55	24	98	19	22	316	200
Deadball Rebounds				3						
Total FG%	1st 24-39 (.615)	2nd 17-37 (.459)	Game 41-76 (.539)							
3-PT FG%	1st 2-6 (.333)	2nd 1-4 (.250)	Game 3-10 (.300)							
FT%	1st 5-9 (.556)	2nd 8-12 (.667)	Game 13-21 (.619)							

MIAMI (3-1)	FG	3PFG	FT	REB	FPTS	A	T	O	B	L	S	M	N
No.NAME	M-A	M-A	M-A	O-D-T	FPTS	A	T	O	B	L	S	M	N
25 ELLIOTT	3-10	2-6	0-0	0-1-1	2	8	1	1	0	0	18		
4 RANDON	6-14	0-2	3-7	7-1-8	3	15	5	2	0	3	36		
15 WYLIE	12-21	0-1	8-12	8-10-18	1	32	1	3	3	5	34		
12 HOCKER	2-4	1-2	0-0	0-1-1	3	5	4	6	0	1	35		
13 MORTON	4-9	1-3	3-3	2-2-4	4	12	1	1	0	1	29		
11 Burton	1-6	0-0	0-0	1-0-1	0	2	2	1	0	1	14		
44 Scott	1-6	1-5	0-0	1-1-2	2	3	0	2	0	0	17		
21 Adams	1-2	0-0	1-1	1-0-1	0	3	0	1	0	1	5		
3 Logan	0-7	0-2	0-1	0-2-2	2	0	1	2	0	0	17		
35 Caldwell	0-0	0-0	0-1	0-0-0	0	0	0	0	0	0	4		
23 Ward	0-0	0-0	1-3	1-1-2	0	1	0	0	0	0	2		
Team Rebounds				0-6-5									
Team Totals	30-79	5-21	16-28	21-24-45	17	81	15	20	312	200			
Deadball Rebounds				1									
Total FG%	1st 18-18 (.474)	2nd 12-41 (.293)	Game 30-79 (.380)										
3-PT FG%	1st 2-9 (.250)	2nd 3-13 (.231)	Game 5-21 (.238)										
FT%	1st 10-11 (.909)	2nd 6-17 (.353)	Game 16-28 (.571)										

SCORE BY PERIODS	1	2	F
Alabama State	55	43	98
Miami	48	33	81
OFFICIALS:	Moreau-R,	Heas-U1,	Elliott-U2
TECHNICAL FOULS:	None		
ATTENDANCE:	1,663		

DECEMBER 19, 1989  
MIAMI 53, ARIZONA 83  
MCKALE CENTER, TUCSON, ARIZONA

MIAMI (3-2)	FG	3PFG	FT	REB	FPTS	A	T	O	B	L	S	M	N
No.NAME	M-A	M-A	M-A	O-D-T	FPTS	A	T	O	B	L	S	M	N
4 RANDON	0-5	0-2	1-2	0-1-1	2	1	1	1	0	0	14		
35 CALDWELL	3-5	0-0	0-0	2-1-3	2	6	1	1	0	0	23		
15 WYLIE	3-16	0-1	0-0	1-5-6	3	6	0	4	1	0	29		
12 HOCKER	2-4	0-1	0-0	0-4-4	1	4	1	1	0	1	29		
13 MORTON	1-7	0-5	0-0	0-3-3	2	2	4	3	0	2	22		
21 Adams	3-11	1-5	0-0	0-4-4	2	7	1	0	2	2	18		
25 Elliott	4-4	0-1	0-0	2-1-3	1	2	0	0	0	0	10		
11 Burton	1-11	0-1	0-0	2-2-4	1	14	1	1	0	0	18		
23 Ward	0-1	0-0	0-0	0-2-2	5	0	0	1	0	0	7		
3 Logan	5-8	1-3	0-0	2-1-3	3	11	0	1	0	0	19		
44 Scott	0-1	0-1	0-0	0-0-0	1	0	1	2	0	0	11		
Team Rebounds				2-5-7									
Team Totals	25-74	2-20	1-2	11-29-40	23	53	10	15	3	5	200		
Deadball Rebounds				1									
Total FG%	1st 12-36 (.333)	2nd 13-38 (.342)	Game 25-74 (.338)										
3-PT FG%	1st 1-11 (.091)	2nd 1-9 (.111)	Game 2-20 (.100)										
FT%	1st 1-2 (.500)	2nd 0-0 (.000)	Game 1-2 (.500)										

ARIZONA (3-2)	FG	3PFG	FT	REB	FPTS	A	T	O	B	L	S	M	N
No.NAME	M-A	M-A	M-A	O-D-T	FPTS	A	T	O	B	L	S	M	N
30 WOMACK	7-12	0-0	6-11	5-7-12	1	20	2	0	1	0	35		
35 BUECHLER	4-7	2-3	2-3	2-9-11	2	12	2	1	0	1	23		
21 WILLIAMS	4-8	0-0	3-6	4-3-7	1	11	1	3	1	1	23		
24 MUEHLEBACH	0-4	0-0	0-1-1	1	4	3	3	0	1	29			
44 MASON	2-4	1-2	0-0	0-3-3	1	5	2	1	0	3	18		
3 David	5-7	0-0	0-1	0-2-2	0	10	1	0	0	0	18		
12 Othick	2-8	1-16	2-2	0-7-7	0	7	5	6	0	0	20		
11 Schmidt	1-4	0-2	0-0	1-1-2	1	2	1	0	0	0	15		
41 Stokes	5-9	0-0	2-5	2-3-5	1	12	0	0	0	0	19		
Team Rebounds				2-1-3									
Team Totals	32-67	4-17	15-28	16-37-53	8	83	17	14	2	6	200		
Deadball Rebounds				4									
Total FG%	1st 18-37 (.486)	2nd 14-30 (.467)	Game 32-67 (.478)										
3-PT FG%	1st 2-9 (.222)	2nd 2-8 (.250)	Game 4-17 (.235)										
FT%	1st 8-11 (.727)	2nd 7-17 (.412)	Game 15-28 (.536)										

SCORE BY PERIODS	1	2	F
Miami	26	27	53
Arizona	46	37	83
OFFICIALS:	Garibaldi-R,	Dabrow-U1,	Reichling-U2
TECHNICAL FOULS:	None		
ATTENDANCE:	13,621		

DECEMBER 27, 1989  
MIAMI 59, LEHIGH 83  
EASTERN AIRLINES PALM BEACH CLASSIC  
W. PALM BEACH AUDITORIUM, W. PALM BEACH, FL


LEHIGH (4-3)	FG	3PFG	FT	REB	FPTS	A	T	O	B	L	S	M	N
No.NAME	M-A	M-A	M-A	O-D-T	FPTS	A	T	O	B	L	S	M	N
32 KRIZANSKI	6-10	0-3	1-1	3-5-9	3	13	4	5	0	0	34		
33 MBONU	6-9	0-0	6-9	2-6-8	1	18	2	2	0	2	34		
44 MARTIN	3-6	0-0	7-7	2-5-7	0	13	0	2	1	2	32		
11 LAYER	3-6	0-2	1-2	1-0-1	2	7	1	1	0	0	35		
20 O'HARA	5-8	2-3	2-2	1-2-3	1	14	0	3	0	1	22		
4 Fenton	2-3	2-2	2-2	0-0-4	4	8	1	1	0	0	17		
10 Huddock	0-0	0-0	0-0	0-0-0	1	0	0	0	0	0	1		
14 Rudman	2-2	0-0	0-0	1-1-1	1	4	0	0	0	1	4		
22 Hipps	0-3	0-0	2-2	2-2-4	0	2	0	2	0	0	6		
31 Yaniga	1-2	0-0	0-0	1-1-1	1	2	1	2	0	1	6		
35 Lynch	0-0	0-0	0-0	0-0-0	0	0	0	0	0	0	1		
42 McQuilken	0-0	0-0	0-0	0-0-0	1	0	0	0	0	0	1		
45 Rogers	1-2	0-0	0-0	1-0-1	0	2	0	1	0	1	7		
Team Rebounds				2-4-6									
Team Totals	29-51	4-10	21-25	14-26-40	15	83	9	19	1	8	200		
Deadball Rebounds				0									
Total FG%	1st 13-22 (.591)	2nd 16-29 (.552)	Game 29-51 (.569)										
3-PT FG%	1st 2-5 (.400)	2nd 2-5 (.400)	Game 4-10 (.400)										
FT%	1st 2-3 (.667)	2nd 19-22 (.864)	Game 21-25 (.840)										

MIAMI (3-3)	FG	3PFG	FT	REB									
No.NAME	M-A	M-A	M-A	O-D-T	FPTS	A	T	O	B	L	S	M	N
3 LOGAN	3-8	0-3	1-3	2-2-4	1	7	0	0	2	2	24		
4 RANDON	6-7	0-0	0-3	5-2-7	2	10	1	5	1	2	22		
15 WYLIE	6-15	0-1	2-4	1-6-7	3	14	2	4	0	1	35		
12 HOCKER	1-4	1-1	1-2	2-1-3	3	4	4	3	0	1	36		
13 MORTON	4-10	1-5	0-0	1-0-1	2	9	2	1	0	5	34		
25 Elliott	1-5	1-4	0-0	0-0-0	0	3	1	0	0	0	13		
11 Burton	4-8	1-1	0-2	1-0-1	1	9	0	1	0	0	14		
44 Scott	0-0	0-0	1-3	1-0-1	0	1	0	1	0	1	6		
23 Ward	0-1	0-0	0-0	0-0-0	5	0	0	2	0	0	5		
21 Adams	1-3	0-0	0-0	2-0-2	2	2	0	1	0	1	11		
Team Rebounds				2-1-3									
Team Totals	25-61	4-15	5-17	17-12-29	19	59	10	18	113	200			
Deadball Rebounds				5									
Total FG%	1st 13-29 (.448)	2nd 12-32 (.375)	Game 25-61 (.410)										
3-PT FG%	1st 4-11 (.364)	2nd 4-14 (.286)	Game 4-15 (.267)										
FT%	1st 3-6 (.500)	2nd 2-11 (.182)	Game 5-17 (.294)										
SCORE BY PERIODS	1	2	F										
Lehigh	30	53	83										
Miami	33	26	59										
OFFICIALS:	Housman-R,	Croft-U1,	Edsall-U2										
TECHNICAL FOULS:	None												
ATTENDANCE:	4,303												

DECEMBER 29, 1989  
MIAMI 60, BOSTON COLLEGE 69  
EASTERN AIRLINES PALM BEACH CLASSIC  
W. PALM BEACH AUDITORIUM, W. PALM BEACH, FL

BOSTON CO.	(6-4)	FG	3PFG	FT	REB								
No.NAME	M-A	M-A	M-A	O-D-T	FPTS	A	T	O	B	L	S	M	N
30 MORAN	2-5	0-2	0-2	0-4-4	4	4	3	1	0	1	28		
32 LUNDY	3-5	1-1	2-2	0-0-0	0	9	1	1	0	1	23		
44 HINTON	4-10	0-0	2-4	1-2-3	1	10	1	4	0	2	18		
35 ABLE	4-5	0-0	2-7	0-3-3	1	10	2	1	1	1	31		
40 PRUITT	6-6	0-0	2-2	3-4-7	4	14	1	2	1	0	23		
14 Arditi	0-0	0-0	0-0	0-0-0	1	0	0	0	0	1	4		
15 Edwards	0-0	0-0	0-0	0-4-4	2	0	4	3	0	0	27		
22 Jackson	3-4	0-0	0-0	1-1-2	0	6	1	1	0	0	24		
23 Reese	0-0	0-0	0-0	0-0-0	0	0	0	3	0	0	1		
31 Beasley	6-9	0-0	4-6	2-5-7	2	16	1	1	3	1	17		
50 Foley	0-0	0-0	0-0	0-0-0	1	0	0	0	0	0			
Team Rebounds				2-1-3									
Team Totals	28-44	1-3	12-23	9-24-33	16	69	14	17	5	7	208		
Deadball Rebounds				4									
Total FG%	1st 12-19 (.632)		2nd 16-25 (.640)		Game 28-44 (.636)								
3-PT FG%	1st 0-1 (.000)		2nd 1-2 (.500)		Game 1-3 (.333)								
FT%	1st 6-10 (.600)		2nd 6-13 (.462)		Game 12-23 (.522)								





Sophomore guard Trevor Burton came off the bench to score 12 straight points vs. Arizona.

25 Elliott	1-3	0-2	0-0	1-0-1	0	2	0	1	0	0	9
44 Scott	5-7	0-0	0-0	1-0-1	1	10	4	3	0	0	14
23 Ward	1-1	0-0	0-1	0-2-2	3	2	0	0	2	1	8
Team Totals	32-59	4-13	5-120	6-23-29	15	73	20	23	3	4	200
Deadball Rebounds	2										
Total FG%	1st 17-28 (.607)	2nd 15-31 (.484)	Game 32-59 (.542)								
3-PT FG%	1st 0-3 (.000)	2nd 4-10 (.400)	Game 4-13 (.308)								
FT%	1st 2-4 (.500)	2nd 3-8 (.375)	Game 5-12 (.417)								

SCORE BY PERIODS		1	2	F
Kansas		49	51	100
Miami		36	37	73
OFFICIALS:	Schumer-R,	Harvey-U1,	Banks-U2	
TECHNICAL FOULS:	Miami	Bench	(4:33, 2nd)	
ATTENDANCE:	3,460			

**JANUARY 12, 1990**  
**MIAMI 94, BROOKLYN COLLEGE 61**  
**MIAMI ARENA, MIAMI, FLORIDA**

<b>BROOKLYN (3-11) FG</b>	<b>3PFG</b>	<b>FT</b>	<b>REB</b>								
No. NAME	M-A	M-A	M-A	O-D-T	F	P	TSA	T	O	B	S
33 AMOS	0-1	0-0	1-2	0-0-0	1	1	1	2	0	1	15
20 FONTANETTA-M	0-0	0-0	2-2	3-1-4	3	10	2	3	0	1	31
23 SHURINA	5-12	1-2	0-0	1-2-3	5	11	1	2	0	1	32
44 PLOTT	3-7	0-0	0-2	2-9-11	3	6	1	1	2	1	30
55 SOLIS	4-12	0-0	1-2	2-7-9	5	9	1	1	5	2	35
11 Blockham	0-1	0-1	0-0	0-0-0	0	0	0	0	0	0	1
22 Reiner	6-10	3-6	0-0	0-2-2	1	15	3	3	0	1	23
31 Sigler	0-2	0-0	2-2	3-2-5	2	2	0	2	0	0	10
35 Gordon	3-9	0-0	1-2	0-1-1	4	7	1	3	0	0	21
45 Haywood	0-0	0-0	0-0	0-0-0	2	0	0	1	0	0	2
Team Rebounds	3-2-5										
Team Totals	25-64	4-9	7-12	14-26-40	26	61	10	22	4	5	200
Deadball Rebounds	4										
Total FG%	1st 12-28 (.429)	2nd 13-36 (.361)	Game 25-64 (.391)								
3-PT FG%	1st 0-1 (.000)	2nd 4-8 (.500)	Game 4-9 (.583)								
FT%	1st 1-2 (.500)	2nd 6-10 (.600)	Game 7-12 (.583)								

MIAMI (5-6)											
No. NAME	M-A	M-A	M-A	O-D-T	F	P	TSA	T	O	B	S
35 CALDWELL	2-4	0-0	2-5	3-2-5	2	6	0	1	0	0	19
3 LOGAN	4-11	2-4	4-7	4-2-6	2	14	1	1	1	2	29
15 WYLIE	8-18	1-1	4-6	5-7-12	3	23	2	2	3	1	31
12 HOCKER	2-5	1-2	1-2	9-6-6	2	6	2	0	3	28	
13 MORTON	6-14	2-10	8-9	0-1-1	1	22	7	0	0	3	29
11 Burton	3-3	0-0	0-0	0-0-0	1	6	2	0	0	0	11
21 Adams	0-3	0-1	0-0	0-0-0	0	0	0	0	0	1	5
25 Elliott	1-1	0-0	0-0	0-2-2	0	2	3	1	0	0	11
44 Scott	1-2	0-1	1-2	0-2-2	0	3	3	0	0	0	12
23 Ward	2-4	0-0	3-5	2-1-3	1	7	0	2	2	1	18
4 Randon	1-1	0-0	0-0	0-1-1	0	2	1	0	1	1	4
33 Ross	1-1	1-1	0-0	0-2-2	0	3	0	0	0	0	3
Team Rebounds	3-0-3										
Team Totals	32-67	7-20	23-36	17-26-43	12	94	25	9	7	13	200
Deadball Rebounds	5										
Total FG%	1st 18-38 (.474)	2nd 14-29 (.483)	Game 32-67 (.478)								
3-PT FG%	1st 4-13 (.308)	2nd 3-7 (.565)	Game 7-20 (.350)								
FT%	1st 10-13 (.769)	2nd 13-23 (.565)	Game 23-36 (.639)								

SCORE BY PERIODS		1	2	F
Brooklyn College		25	36	61
Miami		50	44	94
OFFICIALS:	Schumer-R,	Harvey-U1,	Banks-U2	
TECHNICAL FOULS:	None			
ATTENDANCE:	1,188			

**JANUARY 15, 1990**  
**MIAMI 67, WASHINGTON 83**  
**HEC EDMUNDSON PAVILION, SEATTLE, WASHINGTON**

MIAMI (5-7)		FG	3FG	FT	REB									
No.	NAME	M-A	M-A	M-A	O-D-T	F	P	TSA	T	O	B	S	M	N
3	LOGAN	0-5	0-1	0-0	1-0-1	1	0	0	3	0	0	14		
35	CALDWELL	3-5	0-0	0-0	3-2-5	3	6	2	1	0	0	24		
15	WYLIE	6-14	0-0	2-3	4-5-9	3	14	2	3	0	1	36		
12	HOCKER	4-4	3-3	2-2	0-4-4	2	13	4	3	0	0	32		
13	MORTON	2-0	0-2	0-0	1-3-4	4	4	2	1	0	1	23		
11	Burton	5-9	3-3	0-0	0-0-0	3	13	0	2	1	0	17		
44	Scott	2-6	0-2	0-0	0-0-0	2	4	2	1	0	1	14		
4	Randon	1-1	0-0	2-4	0-2-2	0	4	0	0	0	2	5		
21	Adams	2-4	0-0	0-0	0-1-1	3	4	0	0	0	1	11		
25	Elliott	1-5	1-3	0-0	3-3-6	2	3	0	2	0	1	20		
23	Ward	1-1	0-0	0-0	0-0-0	0	2	0	0	0	0	4		
Team Rebounds		2-0-2												
Team Totals		27-63	7-14	6-9	14-20-34	23	67	12	16	1	7	200		
Deadball Rebounds		3												

Total FG%	1st 9-24 (.375)	2nd 18-39 (.462)	Game 27-63 (.429)		
3-PT FG%	1st 2-6 (.333)	2nd 5-8 (.625)	Game 7-14 (.500)		
FT%	1st 3-3 (1.000)	2nd 3-6 (.500)	Game 6-9 (.667)		

WASH. (8-7)	FG	3PFG	FT	REB							
No. NAME	M-A	M-A	M-A	O-D-T	F	P	TSA	T	O	B	S
21 BROWN	8-13	0-0	9-9	4-6-10	2	25	2	1	0	2	36
45 HAYWARD	3-4	0-0	0-0	0-0-0	3	6	1	1	1	0	17
33 WEST	6-8	0-0	4-5	6-4-10	1	16	2	1	0	1	33
5 RECASNER	6-14	3-7	3-3	0-4-4	1	18	4	3	1	2	38
20 MERRITT	1-6	0-0	1-3	0-2-2	2	3	6	3	2	0	25
42 Meekins	5-10	0-0	0-1	4-2-6	1	10	1	1	0	1	26
40 Lautenbach	1-2	0-0	1-2	0-0-0	0	3	0	0	0	0	6
22 Youngblood	0-2	0-1	2-2	0-1-1	0	2	1	1	0	1	15
23 Hall	0-1	0-0	0-0	0-1-1	0	0	0	0	0	0	2
44 Brown	0-0	0-0	0-1	0-0-0	1	0	0	1	0	0	2
Team Rebounds	1-1-2										
Team Totals	30-60	3-8	20-26	15-21-36	11	83	17	12	4	7	200
Deadball Rebounds	2										
Total FG%	1st 15-28 (.536)	2nd 15-32 (.469)	Game 30-60 (.500)								
3-PT FG%	1st 3-6 (.500)	2nd 0-2 (.000)	Game 3-8 (.375)								
FT%	1st 2-2 (1.000)	2nd 18-24 (.750)	Game 20-26 (.769)								

SCORE BY PERIODS	1	2	F
Washington	35	48	83
Miami	23	44	67
OFFICIALS: Sitov-R, Richardson-U1, Wheeler-U2			
TECHNICAL FOULS: Miami Bench (1:30, 2nd)			
ATTENDANCE: 2,145			

**JANUARY 18, 1990**  
**MIAMI 101, FLORIDA STATE 97 OT**  
**MIAMI ARENA, MIAMI, FLORIDA**

FSU (11-7)	FG	3PFG	FT	REB							
No.NAME	M-A	M-A	M-A	O-D-T	F	P	TSA	T	O	B	S
20 BOYD	2-7	2-3	4-4	0-9-9	3	10	4	2	0	3	42
31 WHITE	0-1	0-0	0-0	1-1-2	4	0	0	3	2	0	17
45 POLITE	4-6	0-0	6-8	2-10-12	4	14	2	5	0	0	45
4 GRAHAM	6-11	3-3	4-5	4-3-7	4	19	0	5	0	1	28
11 HANDS	1-7	0-1	3-4	2-1-3	3	5	3	4	0	1	32
22 Mayes	10-17	1-4	4-4	0-1-1	5	25	1	6	0	2	34
23 Miller	0-0	0-0	0-0	0-1-1	1	0	0	0	0	0	1
30 Thomas	10-24	0-1	4-6	5-6-11	4	24	0	1	2	1	40
10 Copeland	0-1	0-0	0-0	0-1-1	2	0	1	1	0	1	7
34 Dobard	0-0	0-0	0-0	0-1-1	1	0	0	2	0	0	4
Team Rebounds				2-3-1							
Team Totals	33-74	6-12	25-31	116-351	31	97	11	29	4	9250	
Overall Rebounds				3							
Total FG%	1st 15-26 (.577)	2nd 11-30 (.367)	OT1 4-6 (.667)								
		OT2 3-12 (.250)	Game 33-74 (.446)								
3-PT FG%	1st 0-2 (.000)	2nd 2-3 (.667)	OT1 1-1 (1.000)								
		OT2 3-6 (.500)	Game 6-12 (.500)								
FT%	1st 7-8 (.875)	2nd 14-18 (.778)	OT1 2-2 (1.000)								
		OT2 2-3 (.667)	Game 26-31 (.806)								

## 143

## 145




FLA INTL (7-21)	FG	3PFG	FT	REB									
No.	NAME	M-A	M-A	M-A	O-D-T	FPTS	A	TOTBL	MIN				
10	LEWIS	2-9	0-0	3-4	1-1-2	1	7	0	3	0 0 35			
42	WALKER	3-7	1-1	1-1	2-1-3	5	8	0	2	2 0 25			
24	GARCIA	0-8	0-6	0-0	0-2-2	3	0	0	0	0 0 10			
40	BOCACHICA	8-18	1-5	2-5	6-9-15	4	19	1	4	0 2 39			
32	REGUEIRA	1-3	0-2	0-0	0-0-0	2	2	0	3	0 0 7			
34	McBride	1-4	0-0	2-2	0-4-0	0	4	0	2	0 0 9			
52	Colon	3-5	0-0	3-5	2-9-11	2	9	1	2	0 1 36			
54	Dickerson	3-3	0-0	0-2	1-2-3	3	4	2	1	0 1 1			
20	Lewis	1-5	0-1	0-0	0-1-1	1	2	4	3	0 1 28			
<b>Team Rebounds</b>					1-1-2								
<b>Team Totals</b>					11-19-33	30-43	21	55	8	21	2	5	200
<b>Deadball Rebounds</b>					2								
Total	FG%	1st 9-28 (.321)		2nd 12-34 (.353)		Game	21-62 (.339)						
3-PT	FG%	1st 2-10 (.200)		2nd 5-15 (.333)		Game	2-15 (.133)						
FT%		1st 1-4 (.250)		2nd 8-15 (.533)		Game	11-19 (.579)						

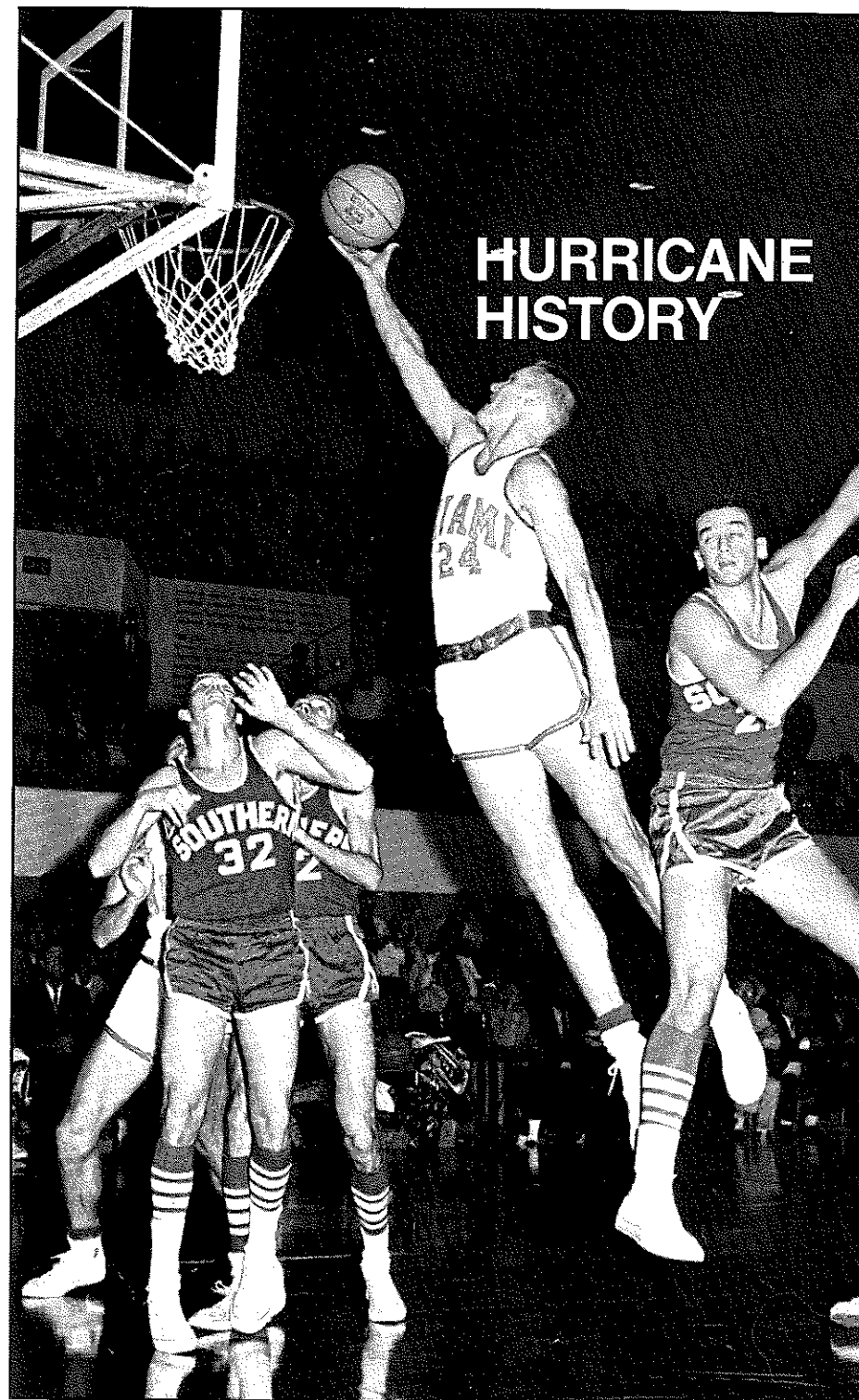
MIAMI (13-16)		FG	3PTFG	FT	REB												
No.	NAME	M-A	M-A	M-A	O-D-T	F	P	T	S	A	T	O	B	L	S	M	N
25	ELLIOTT	1-5	1-4	4-6	2-5-7	1	7	0	1	1	1	33					


9	LOGAN	5-9	1-2	0-0	1-5-6	0	11	2	0	0	3	37
15	WYLIE	4-12	0-0	7-12	4-6-10	4	15	4	2	0	3	32
12	HOCKER	2-4	1-2	0-0	0-6-6	1	5	4	1	0	2	38
44	SCOTT	8-14	0-2	6-8	1-1-2	3	22	6	2	0	1	33
11	Burton	2-3	1-1	0-0	0-1-1	0	5	0	0	0	1	7
35	Caldwell	1-4	0-0	0-0	0-4-4	1	2	0	0	0	0	3
13	Morton	4-8	1-4	1-2	2-1-3	4	10	1	1	0	1	7
23	Ward	1-3	0-0	0-0	2-0-2	1	2	1	1	0	0	7
3	Ross	0-1	0-0	0-0	0-2-2	0	0	0	0	0	0	1
21	Adams	1-3	0-0	2-4	0-1-1	0	4	0	2	0	0	1
4	Randon	0-0	0-0	0-0	0-0-0	0	0	0	0	0	0	1
Team Rebounds					1-2-3							
Team Totals		29-66	5-15	20-32	13-34-47	15	83	18	10	112	200	
Deadball Rebounds					6							
Total	FG%	1st	15-31	(.484)	2nd	14-35	(.400)	Game	29-66	(.439)		
3-PT	FG%	1st	2-6	(.333)	2nd	3-8	(.333)	Game	5-15	(.333)		
FT%		1st	6-10	(.600)	2nd	14-22	(.636)	Game	20-32	(.625)		

SCORE	BY PERIODS	1	2	F
Florida	international	23	32	55
Miami		38	45	83
OFFICIALS:	Corbin-R,	Wood-U1,	Nobles-U2	
TECHNICAL FOULS:	None			
ATTENDANCE:	2,397			



**Jake Morton**





**U.M. VARSITY BASKETBALL TEAM, 1928-1929**  
 Top Row: Younts Solte Catla Evans Captain Rod Ashman Bleier  
 Sitting: Coach Tom McCann Wilkinson Mercurio Hansen Franklin Student Manager Lind  
 Missing from picture: Oram

## UNIVERSITY OF MIAMI BASKETBALL THROUGH THE YEARS -- 1926-1990

Hurricane basketball is back. In a big way.


The resurrection of the men's basketball program at the University of Miami has signalled the start of a new and exciting era in the storied history of intercollegiate athletics at the UM. At a school where championship competition in every sport is the expected norm, the addition and development of a nationally prominent basketball program is both a necessity and a natural.

The road back has not been an easy one for those who have thirsted for basketball in this continually prospering section of the country. Moreover, the previous path traveled by Miami basketball players, coaches and fans was dotted by flashes of brilliance, color and sometimes disappointment.

Here is a capsule summary of the sixty-five years of Miami basketball that have intermittently played a part in the history of the athletic program at the University and its neighboring community.

As of November 22, 1985, the University of Miami had competed in 753 basketball contests in sixty years with the win total reaching a very respectable 456. But in the previous 14 years, the 'Canes had not played a single contest. For all intensive purposes, University of Miami basketball was starting from scratch. And the 753 games that had already been played were simply history .....


- The Hurricanes fielded a freshman team in 1926-27, finishing 7-1 under Head Coach Art Webb.
- In 1927-28, the first official varsity basketball team at the University of Miami posted an 8-4 mark, knocking off Rollins, 51-15, in the opener.
- Miami records list no official results from 1932 through 1938. During that period of time, representatives from the school played local AAU and church sponsored teams under Coach Tom McCann.
- The Hurricanes returned to intercollegiate competition in the 1938-39 season, posting a 4-6 record under Head Coach Hart Morris.
- Like many other institutions across the nation, Miami dropped intercollegiate basketball during the war years of 1942 through 1945.
- In 1954, the University named Bruce Hale as its head basketball coach. The retired Air Force captain and former professional basketball star held the UM



Bruce Hale (center) was the Hurricane head coach from 1954 to 1967.


head coaching post for 13 seasons, leading the Hurricane program through its glory years of intercollegiate basketball. Before the end of Hale's tenure in 1967, the Hurricanes won 220 games and lost 112 for a .663 winning percentage. Hale's first Miami team turned in a 9-11 record, but there were no other losing campaigns in the next 12 years. The streak of non-losing seasons extended in the 1968-69 season -- marking 14 consecutive campaigns of .500 basketball or better for the UM.

- Hale's 1959-60 club was the only UM men's basketball team to ever advance to the NCAA Tournament. That 1959-60 edition ran its record to 23-3 before bowing to Western Kentucky, 107-84, in the first round of the tournament.
- During that historic '59-60 NCAA Tournament year, junior guard Dick Hickox became the first UM basketball player to earn All-America recognition. Hickox averaged 22.1 points per game during that season en route to becoming a member of the AP and UPI All-America teams.
- The Dick Hickox-led Hurricanes of 1960-61 returned to post season play -- falling in the first round of the NIT to St. Louis, 58-56. The 1960-61 squad compiled a 20-7 record.



Dick Hickox, UM's first All-American.

- In 1962-63, Miami advanced to the second round of the NIT before falling to Providence, 106-96. An opening round NIT victory over St. Francis, 71-70, marks the only Miami victory to date in post season play.
- From 1962 through 1965, Miami recorded three consecutive twenty-win seasons, rolling up a composite record of 65-16. The star of these Hurricane glory teams was a brilliant scorer named Rick Barry.
- In 1964-65, Barry became the Hurricanes' only consensus All-America selection. The 6-7, 200-pound native of Roselle Park, New Jersey led the nation in scoring with a 37.4 average in his senior season. He later went on to become the only player in basketball history to win single-season scoring titles in the NCAA, the ABA and the NBA.
- The 1964-65 Miami squad, led by Barry's scoring brilliance, established a new NCAA offense record by averaging 98.4 points per game. The 'Canes, however, were not allowed to participate in the NCAA Tournament that year -- after posting a 22-4 record -- because of recruiting violations.
- Bruce Hale resigned as head coach after the 1966-67 season and UM assistant Ron Godfrey assumed the head coaching responsibilities.
- Don Curnutt closed out his Miami basketball career in 1970 as the Hurricanes' third and last player to receive All-America recognition.
- February 27, 1971 -- The last victory by a University of Miami men's basketball team came in the second to the last game of the season, a 100-94 triumph over Florida State at home in the Dinner Key Auditorium. The 'Canes shot a season-high 62.5% from the floor as all five Miami starters scored in double figures.



Rick Barry scored a UM-record 2,298 points.

MIAMI (100)	FG	FT	R	PF	TP
O'Riordan, Kevin	7-12	6-6	12	5	20
Hubbard, Lee	5-7	2-4	7	3	12
Allen, Willie	10-15	1-4	11	5	21
Strong, Donald	6-13	6-8	3	2	18
Spagnolo, Bob	9-13	2-5	0	0	20
Klein, Richard	3-3	3-6	1	0	9
Law, Rick	0-1	0-0	1	0	0
	40-64	20-33	35	15	100

FSU	41	53	94
MIAMI	43	57	100

FLORIDA ST. (94)	FG	FT	R	PF	TP
King, Ron	7-18	2-3	8	3	16
Garrett, Rolland	6-11	2-4	4	3	14
Royals, Reggie	7-17	4-5	9	5	18
Elizy, Vernell	10-16	3-3	4	2	23
Petty, Otto	4-5	2-2	3	3	10
Samuel, Greg	1-2	1-2	1	0	3
Harris, Ron	4-10	2-2	3	1	10
	39-79	16-21	32	17	94

Officials: Copeland, Lambert  
Attendance: 1,837

- March 1, 1971 -- After posting a four year record of 47-56 at Miami, Ron Godfrey resigned his post as head basketball coach, effective following Miami's final game of the season against nationally ranked Jacksonville.
- March 2, 1971 -- The last basketball game played by a University of Miami men's team until 1985 took place at the Dinner Key Auditorium where one of the largest UM home crowds in years turned out to see the Hurricanes host nationally ranked Jacksonville. The Dolphins handed Miami a 94-75 loss that would remain as the UM's last contest for the next 14 years.

MIAMI (75)	FG	FT	R	PF	TP
O'Riordan, Kevin	5-15	1-1	9	3	11
Hubbard, Lee	5-17	1-1	7	2	11
Allen, Willie	5-21	7-10	16	3	17
Strong, Donald	8-11	2-6	6	4	18
Spagnolo, Bob	5-13	0-0	2	1	10
Snell, Willie	1-1	0-0	3	2	2
Law, Rick	1-2	0-1	3	3	2
Klein, Richard	0-8	2-2	4	1	2
Kisker, David	1-4	0-0	1	1	2
	31-92	13-21	51	20	75

JACKSONVILLE	48	46	94
MIAMI	43	32	75

JU (94)	FG	FT	R	PF	TP
Fleming, Ernie	9-17	2-6	13	2	20
Burrows, Pembroke	7-15	3-5	16	3	17
Gillmore, Artis	9-20	3-5	16	3	21
Fox, Harold	13-23	0-3	4	1	26
Dublin, Chip	2-5	0-0	3	2	4
Baldwin, Rusty	0-1	2-3	1	3	2
Kruer, Wayne	0-1	0-0	5	1	0
Blevins, Mike	2-4	0-0	1	1	4
Carter, Phil	0-0	0-2	0	0	0
	42-86	10-24	59	16	94

Officials: Pace, Canzoneri  
Attendance: 4,262

- April 22, 1971 -- The University of Miami Board of Trustees voted to drop the sport "temporarily until such time as a permanent field house can be constructed on the main campus." Sagging attendance figures and serious financial losses were also believed to contribute to the discontinuation of basketball at the UM.
- July 15, 1983 -- Sam Jankovich was named athletic director at the University of Miami. Coming to the UM after a successful stint as the athletic director at Washington State, Jankovich immediately announced that the resurrection of men's basketball at Miami would be his primary priority in the early months of his tenure, enabling the UM to have "one of the nation's most complete and visible overall programs in the country."
- October 12, 1983 -- The University of Miami Board of Trustees unanimously voted to reinstate men's basketball at the University of Miami. The Board made the decision after reviewing a report submitted by newly hired Athletic Director Sam Jankovich which stated that men's basketball can be a revenue-producing venture. Moreover, nearly \$500,000 had already been raised in support of bringing intercollegiate basketball back to the University. It was also announced that the Hurricanes would be ready to compete on the Division I level in the 1985-86 season, and the downtown James L. Knight Center would serve as the home court for the reborn program.



"This is an exciting day for the University and for the athletic program," **UM President Edward T. Foote, II** said at a press conference. "And we are keeping in mind the priorities of academics first and athletics second ... we are pleased that the changes in the economics of intercollegiate basketball allow the University to resurrect one of the country's most popular sports ... and the rise in television income during recent years makes basketball a money-maker at universities like ours. We look forward to welcoming these Hurricanes home again."


- **March 21, 1984** -- **Bill Foster**, a 47-year-old native of Hemingway, South Carolina was named the seventh men's basketball coach at the University of Miami. Foster came to Miami after 19 years as a head coach at three different institutions: Shorter College, North Carolina-Charlotte and Clemson. Foster also announced on this day that **Clint Bryant**, a long-time assistant at Clemson, would also join the Miami staff in a similar capacity.



*Sam Jankovich and Head Coach Bill Foster -- March 21, 1984.*

- **April 9, 1984** -- Foster announced the hiring of a second assistant coach, **Seth Greenberg**, who was serving as an assistant coach to Terry Holland at the University of Virginia.
- **April 16, 1984** -- **Tim Harvey**, a 6-10, 240-pound center, became the first basketball player to commit to the University of Miami in over 14 years. The Plainfield, New Jersey native announced that he would transfer to Miami after spending two seasons in the Georgia Tech program.
- **July 1, 1984** -- A third assistant coach was hired to complete the basketball staff as Miami native **Cesar Odio** returned home after serving as an assistant coach at his alma mater, Florida Southern College.
- **October 11, 1984** -- Nearly one full year after the announcement that basketball would return to the University, Athletic Director Sam Jankovich announced that a million dollar-plus practice facility would be constructed on the Coral Gables campus. The new all purpose structure -- located between the Hecht Athletic Center and the Greentree Track would be totally funded through a gift from the **James L. Knight Charitable Trust**.
- The first phase of the 1985-86 basketball schedule was also announced on this day, and the line-up included such perennial powers as North Carolina, Georgia, Notre Dame, Marquette and Dayton.

- **October 15, 1984** -- The first men's basketball practice session in over twelve years was held on the patio in the center of campus. More than 200 members of the student body participated as Foster and his assistants searched for prospects under the warm Florida sun.
- **April 25, 1985** -- Foster announced that the UM's 1985-86 basketball roster would include nine freshmen, one sophomore and one junior as the spring signing period ends for NCAA basketball.
- **August 16, 1985** -- Athletic Director Sam Jankovich announced that the 1985-86 basketball schedule had been completed and that network television coverage of the Hurricane program would include two games to be broadcast by **CBS (Arizona)** and **ESPN (Notre Dame)**.
- Jankovich also announced the completion of a local television schedule (on **WBFS-Channel 33**) that would bring all nine UM road games back to Miami by way of live local broadcasts. Channel 33 would also carry selected home games in the Knight Center.
- **WIOD Radio**, the radio voice of UM football and baseball would also carry all Hurricane basketball games with veteran Hurricane announcer **Sonny Hirsch** on the microphone.
- **October 15, 1985** -- Basketball practice officially begins at the University of Miami in the Knight Sports Complex.
- **November 12, 1985** -- The Knight Sports Complex was dedicated at a gala banquet that was held on the basketball courts of the new structure. **CBS basketball analyst Billy Packer** served as the evening's guest speaker for an event which welcomed over 500 guests to the on-campus home of Hurricane basketball. The facility now serves as the practice home to the men's and women's basketball programs while also housing the men's basketball coaching staff offices. In addition, the Knight Sports Complex enabled the athletic program to more than double the size of the existing strength room, while also providing meeting rooms and lecture rooms for all of Miami's student athletes. The structure is located between the Hecht Athletic Center and the Greentree Track.



*James L. Knight (right) addressed the crowd of more than 500 who attended the dedication ceremony of the Knight Sports Complex as James McLamore, Chairman of the UM Board of Trustees, looked on.*

- **November 22, 1985** -- The brand new era of Hurricane basketball was ushered in by a young UM squad which defeated The Citadel, 85-77, in front of a sellout crowd of 4,984 at the Knight Center. **Dennis Burns (24 points), Kevin Presto (22) and Eric Brown (21)** combined to lead the Miami offense, while **Bryan Hughes** enjoyed the distinction of scoring Miami's first point in 14 years (a free throw with 18:34 remaining in the first half).

MIAMI (85)	FG	FT	R	PF	TP
Brown, Eric	8-17	5-6	11	4	21
Burns, Dennis	12-22	0-0	4	0	24
Harvey, Tim	5-6	3-4	5	4	13
Hughes, Bryan	1-5	1-3	5	2	3
Presto, Kevin	8-10	6-8	4	3	22
Richardson, Mark	0-3	0-0	5	4	0
Roberson, Terrell	1-2	0-0	2	0	2
Hare, Terance	0-0	0-0	0	1	0
Noblet, Mike	0-0	0-0	1	1	0


35-65 15-21 37 19 85

CITADEL	37	40	77
MIAMI	41	44	85


THE CITADEL (77)	FG	FT	R	PF	TP
Burgess, Craig	4-10	8-8	5	3	16
Hill, Kent	3-8	4-6	5	3	10
Hartwell, John	8-12	3-6	11	3	19
Bardo, Craig	9-23	0-0	5	4	18
Tharpe, Jimmy	3-11	4-5	1	4	10
Conroy, Ed	1-5	0-0	2	3	2
Brodway, Bill	0-3	0-0	1	0	0
Hargette, John	1-2	0-0	6	0	2
Roulston, Bill	0-1	0-0	2	0	0
Campbell, Shelton	0-0	0-0	0	0	0
Stevens, James	0-0	0-0	0	0	0
Sawyer, Richey	0-0	0-0	0	0	0
Bryant, Leon	0-0	0-0	0	0	0

29-79 19-25 38 20 77

Officials: Tanner, Pent, Long  
Attendance: 4,984




Forward Dennis Burns thrilled Miami fans on opening night with six dunks.




Miami's most heralded basketball player Rick Barry addressed the Knight Center sellout crowd of 4,984.

- **November 30, 1985** -- Miami stuns 1985 NCAA Tourney participant Georgia with a thrilling 81-78 victory to capture the first **AMI Classic Championship** at the James L. Knight Center.
- **March 5, 1986** -- An 84-62 loss to Marquette in Milwaukee closed the Hurricanes' first season since 1970-71. Miami finished the year with a 14-14 record, giving Bill Foster his 19th non-losing record in 20 years as a collegiate head coach.

- **The 1986-87 season** -- Though still considered "America's Youngest Team," Miami compiled a 15-16 slate -- recording upset victories over Marquette, Stanford and Florida State, while losing by only four points to a Providence team that advanced to the NCAA Final Four.
- **The 1987-88 season** -- Thrilling victories over both Providence and Virginia Commonwealth propelled the 'Canes to continued improvement with a 17-14 record. Following the season, center **Tito Horford** announced his intention to enter the NBA Draft without completing his final two seasons of eligibility. Miami was left with anything but a depleted roster as ten lettermen, including eight seniors, returned for the UM's fourth season of basketball.
- **April 12, 1988** -- Athletic Director Sam Jankovich announces plans to move Hurricane Basketball to the new \$56 million Miami Arena. Also home to the NBA's Miami Heat, the state-of-the-art basketball facility signifies a new era in the rise of South Florida basketball.



Within three seasons, the brand new Miami program produced a player who moved on to the professional ranks -- Tito Horford, Second Round of the 1988 NBA Draft to the Milwaukee Bucks.



- **December 10, 1988** -- A UM record crowd of 6,654 watch the Hurricanes run neck-and-neck for 40 minutes with ACC powerhouse Duke. Blue Devil Danny Ferry needs a superhuman performance to stop the 'Canes as he connects on 23 of 26 shots en route to 58 points. Ferry later calls Miami "a definite Top 40 team."
- **January 12, 1989** -- Senior Joel Warren's free throw with two seconds remaining clinch Miami's first victory over a Top 20 team as the 'Canes upset the defending national champion and No. 16-ranked Kansas, 87-86, at the Miami Arena.
- **March 6, 1989** -- The Hurricanes post an 89-82 win over Florida International in the first annual Carnival Miami Cup. The win leaves Miami with a 19-12 slate, good enough for the best record in 24 years and ten seasons at Miami.
- **December 6, 1989** -- Miami hands an 87-82 loss to eventual NCAA tournament participant Dayton as a Hurricane squad that includes six freshmen and no seniors jumps out to a 3-0 record.
- **January 18, 1990** -- Nearly 5,000 fans turn out to watch one of the most exciting Hurricane games ever as Miami edges Florida State in two overtimes, 101-97.
- **February 19, 1990** -- Miami storms back to post a 62-59 victory over the University of Florida, ending the Gators 11-game win streak over the 'Canes that began during the 1964-65 season.
- **March 6, 1990** -- The Hurricanes send Head Coach Bill Foster out on a winning note as one of the most successful and respected collegiate coaches in the nation retires from coaching after 24 seasons. Foster's six-year rebuilding record at Miami is stands at 78-71 (.523) while his overall career mark tallies up to 431-247 (.636).
- **April 2, 1990** -- UM Athletic Director Sam Jankovich ends a national search for a new coach that spanned an entire season with the hiring of **Leonard Hamilton** from Oklahoma State University. "After meeting with Leonard Hamilton for just five minutes," said Jankovich, "with that smile and that enthusiasm, there was no question who I wanted as coach of the University of Miami."
- **April 10, 1990** -- On the combined recommendation of President Edward T. Foote and Athletic Director Sam Jankovich, the University's Board of Trustees unanimously votes to accept an invitation to become the tenth member of the BIG EAST Conference. The Hurricane Basketball program will begin BIG EAST play in the 1991-92 season.

# THE BIG EAST

CONFERENCE



# RECORDS

## TEAM -- GAME

Most Points: 148 vs. Rollins, 1965

Opp: 127 by UCLA, 1970

### Other Top Scoring Games:

144 vs. Rollins, 1963  
141 vs. Tampa, 1965  
136 vs. Tampa, 1965  
134 vs. Tampa, 1964  
128 vs. Rollins, 1965  
127 vs. Jacksonville, 1965  
127 vs. Rollins, 1964  
124 vs. Florida Southern, 1965  
121 vs. LaSalle, 1964  
121 vs. Florida Southern, 1960  
120 vs. Rollins, 1963  
120 vs. Florida Southern, 1964  
120 vs. Tampa, 1966  
118 vs. Florida A&M, 1970  
117 vs. Jacksonville, 1966  
117 vs. Jacksonville, 1964  
116 vs. Florida Southern, 1963  
115 vs. Oklahoma City, 1965  
115 vs. Loyola of the South, 1965  
113 vs. Oklahoma City, 1962  
113 vs. Tampa, 1960  
113 vs. Tampa, 1959

Most Points in Loss: 113 vs. Oklahoma City, 1962  
Largest Margin of Victory: 69 (148-79) vs. Rollins, 1965  
Largest Total Score: 255, Miami-136, Tampa-119, 1965  
Most Personal Fouls: 36 vs. Tampa, 1962  
Most Total Personal Fouls: 73 vs. Tampa, 1965  
Fewest Personal Fouls: 5 vs. Rollins, 1962  
Fewest Total Personal Fouls: 13 vs. Rollins, 1962  
Most Field Goals Made: 60 vs. Rollins, 1965  
Highest Field Goal Percentage: .667 (24 of 36) vs. Coppin State, 1988  
.667 (32 of 48) vs. Bethune-Cookman, 1989  
3-Point Field Goals Made: 11 vs. Boston College, 1990  
11 vs. Davidson, 1990  
3-Point Field Goals Attempted: 29 vs. Virginia Commonwealth, 1989  
3-Point Field Goal Percentage: .857 (5 of 6) vs. Coppin State, 1987  
Most Free Throws Made: 46 vs. Tampa, 1956  
Most Free Throws Attempted: 61 vs. Kentucky-Wesleyan, 1957  
Highest Free Throw Percentage: 1.000 (18 of 18) vs. Maryland, 1965  
.969 (32 of 33) vs. Creighton, 1964  
.938 (15 of 16) vs. Winthrop, 1986  
.933 (14 of 15) vs. Wichita State, 1989

## TEAM -- SEASON

Most Victories: 23, 1960, 1963  
Most Defeats: 19, 1971  
Longest Winning Streak: 13, 1947  
Longest Losing Streak: 10, 1971  
Most Games Over 100 Points: 11, 1989  
Most Points: 2,809, 1989  
Opp: 2,778, 1989  
Highest Scoring Average: 98.4, 1965  
Opp: 96.9, 1970  
Most Rebounds: 1,559, 1963  
Opp: 1,398, 1960  
Most Field Goals Made: 1,024, 1989  
Opp: 1,040, 1989  
3-Point Field Goals Made: 173, 1989  
Opp: 151, 1987  
3-Point Field Goals Attempted: 507, 1989  
Opp: 385, 1989  
3-Point Field Goal Percentage: .383 (127-332), 1987  
Opp: .408 (151-370), 1987  
Most Free Throws Made: 663, 1960  
Opp: 597, 1956

## ALL-TIME RECORDS

### INDIVIDUAL -- GAME

#### Points Scored

Rick Barry vs. Rollins, 1965 ..... 59  
Rick Barry vs. Tampa, 1965 ..... 55  
Rick Barry vs. Florida Southern, 1965 ..... 54  
Rick Barry vs. Jacksonville, 1964 ..... 52  
Rick Barry vs. Tampa, 1965 ..... 51  
Rick Barry vs. Oklahoma City, 1965 ..... 51  
Rick Barry vs. Houston, 1965 ..... 50  
Rick Barry vs. Rollins, 1964 ..... 50  
Mike McCoy vs. Rollins, 1963 ..... 48  
Sy Chadroff vs. Rollins, 1952 ..... 47

#### Field Goals Made

Rick Barry vs. Houston, 1965 ..... 21  
Rick Barry vs. Rollins, 1965 ..... 20  
Rick Barry vs. Rollins, 1965 ..... 20  
Mike McCoy vs. Rollins, 1963 ..... 20  
Rick Barry vs. Rollins, 1964 ..... 19  
Rick Barry vs. Jacksonville, 1964 ..... 19  
Rick Barry vs. Oklahoma City, 1965 ..... 19  
Mike Wittman vs. Oklahoma City, 1965 ..... 19  
Rick Barry vs. Yale, 1965 ..... 18  
Wayne Beckner vs. Tampa, 1965 ..... 18  
Sy Chadroff vs. Rollins, 1952 ..... 18  
John Dampier vs. Army, 1964 ..... 18

#### 3-Point Field Goals Made

Samarr Logan vs. Boston College, 1990 ..... 8  
Jake Morton vs. North Carolina, 1990 ..... 6  
Kevin Presto vs. New Mexico, 1987 ..... 6  
Kevin Presto vs. Armstrong State, 1987 ..... 6  
Samarr Logan vs. Davidson, 1990 ..... 5  
Levertis Williams vs. Savannah State, 1989 ..... 5  
Kevin Presto vs. Florida, 1989 ..... 5  
Levertis Williams vs. Oral Roberts (H), 1989 ..... 5  
Levertis Williams vs. Florida International, 1988 ..... 5  
Kevin Presto vs. Providence, 1987 ..... 5

#### 3-Point Field Goals Attempted

Kevin Presto vs. New Mexico, 1987 ..... 12  
Samarr Logan vs. Boston College, 1990 ..... 11  
Jake Morton vs. North Carolina, 1990 ..... 11  
Kevin Presto vs. Florida, 1989 ..... 11  
Kevin Presto vs. Winthrop, 1987 ..... 11  
Kevin Presto vs. Navy, 1987 ..... 11  
Kevin Presto vs. Armstrong State, 1987 ..... 11  
Jake Morton vs. Brooklyn College, 1990 ..... 10  
Levertis Williams vs. Oral Roberts (H), 1989 ..... 10  
5 occasions ..... 9

#### 3-Point Field Goal Percentage (Min. 3 att.)

Samarr Logan vs. Davidson, 1990 (5-5) ..... 1.000  
Levertis Williams vs. Florida Int'l, 1988 (5-5) ..... 1.000  
Joel Warren vs. Marist (A), 1988 (4-4) ..... 1.000  
Samarr Logan vs. George Mason, 1990 (3-3) ..... 1.000  
Kevin Presto vs. Coppin State, 1987 (3-3) ..... 1.000  
Joel Warren vs. Yale, 1987 (3-3) ..... 1.000  
Kevin Presto vs. Brigham Young, 1989 (4-5) ..... .800  
Jake Morton vs. Brigham Young, 1989 (4-5) ..... .800  
Jake Morton vs. Stanford, 1989 (4-5) ..... .800  
Samarr Logan vs. Boston College, 1990 (8-11) ..... .727

#### Free Throws Made

Ron Godfrey vs. Oklahoma City, 1960 ..... 22  
Rick Barry vs. Florida Southern, 1965 ..... 22  
Rick Barry vs. Rollins, 1965 ..... 19  
Rick Barry vs. St. Joseph's, 1964 ..... 19  
Joe Munley vs. Kentucky-Wesleyan, 1957 ..... 17  
Rick Barry vs. San Francisco, 1964 ..... 17  
Rick Barry vs. St. Mary's, 1965 ..... 17  
Rick Barry vs. Tampa, 1965 ..... 17  
Dick Hickox vs. Stetson, 1959 ..... 16  
Eric Brown vs. Marquette, 1989 ..... 15  
7 occasions ..... 15

Returning Players in Bold

<b>Rebounds</b>	
Rick Barry vs. Oklahoma City, 1965	29
Wayne Canaday vs. Bucknell, 1969	28
Rick Barry vs. Rollins, 1965	27
Harry Manushaw vs. Florida State, 1959	27
Harry Manushaw vs. Morehead State, 1959	26
Rick Barry vs. Cornell, 1963	25
Rusty Parker vs. Florida State, 1968	25
Rick Barry vs. Houston, 1965	24
Rick Barry vs. Tampa, 1965	24
Harry Manushaw vs. Toronto, 1959	24
Wayne Beckner vs. Rollins, 1963	24

## INDIVIDUAL -- SEASON

<b>Points Scored (Games)</b>	
Rick Barry, 1965 (26)	973
Rick Barry, 1964 (27)	870
Eric Brown, 1989 (31)	765
Don Curnutt, 1970 (25)	709
Don Curnutt, 1969 (24)	662
Don Curnutt, 1968 (28)	635
Dick Hickox, 1960 (27)	596
Mike Wittman, 1967 (26)	585
Mike Wittman, 1966 (26)	567
Rusty Parker, 1968 (28)	558
Mike McCoy, 1963 (28)	554
Eric Brown, 1988 (30)	551
John Dampier, 1964 (30)	521

<b>Scoring Average (Games)</b>	
Rick Barry, 1965 (26)	37.4
Rick Barry, 1964 (27)	32.1
Don Curnutt, 1970 (25)	28.4
Don Curnutt, 1969 (24)	27.6
Eric Brown, 1989 (31)	24.7
Don Curnutt, 1968 (28)	22.7
Mike Wittman, 1967 (26)	22.3
Dick Hickox, 1960 (27)	21.8
Sy Chadroff, 1952 (22)	20.9

<b>Field Goals Made (Games)</b>	
Rick Barry, 1965 (26)	340
Rick Barry, 1964 (27)	314
Don Curnutt, 1970 (25)	283
Don Curnutt, 1968 (28)	268
Don Curnutt, 1969 (24)	262
Eric Brown, 1989 (31)	255
Mike McCoy, 1963 (28)	237
Dick Hickox, 1960 (27)	219
Mike Wittman, 1967 (26)	219
Rusty Parker, 1968 (28)	214
Dennis Burns, 1989 (31)	212
John Dampier, 1964 (27)	211

<b>Field Goal Percentage (Min. 175 attempts)</b>	
Eric Brown, 1989 (437)	.584
Eric Brown, 1988 (333)	.580
Rusty Parker, 1966 (254)	.551
Rick Barry, 1964 (572)	.549
Tito Horford, 1988 (326)	.540
Rusty Parker, 1968 (406)	.527
Rick Barry, 1965 (651)	.522
Joe Wylie, 1989 (202)	.520
Dennis Burns, 1989 (412)	.515
Dennis Burns, 1988 (400)	.508
<b>3-Point Field Goals Made (Games)</b>	
Kevin Presto, 1987 (31)	69
Kevin Presto, 1989 (31)	54
Kevin Presto, 1988 (31)	47
Levertis Williams, 1989 (31)	46
Samarr Logan, 1990 (27)	40
Jake Morton, 1990 (28)	37
Thomas Hocker, 1990 (27)	27
Mike Noblet, 1987 (28)	27
Jake Morton, 1989 (29)	26
Levertis Williams, 1988 (22)	22

<b>3-Point Field Goals Attempted (Games)</b>	
Kevin Presto, 1987 (31)	170
Kevin Presto, 1989 (31)	158
Levertis Williams, 1989 (31)	132
Kevin Presto, 1988 (31)	125
Jake Morton, 1990 (28)	122
Samarr Logan, 1990 (27)	86
Doug Elliott, 1990 (27)	71
Jake Morton, 1989 (29)	70
Jerome Scott, 1990 (27)	62
Mike Noblet, 1987 (28)	62

<b>3-Point Field Goal Percentage (Min. 30 att.)</b>	
Thomas Hocker, 1990 (27-55)	.491
Samarr Logan, 1990 (40-86)	.465
Mike Noblet, 1987 (27-62)	.435
Levertis Williams, 1988 (22-52)	.423
Thomas Hocker, 1989 (13-31)	.419
Kevin Presto, 1987 (69-170)	.406
Joel Warren, 1989 (13-33)	.394
Joel Warren, 1988 (16-42)	.381
Kevin Presto, 1988 (47-125)	.376
Jake Morton, 1989 (26-70)	.371

<b>Free Throws Made (Games)</b>	
Rick Barry, 1965 (26)	293
Eric Brown, 1989 (31)	246
Rick Barry, 1964 (27)	242
Eric Brown, 1988 (30)	161
Ron Godfrey, 1960 (27)	159
Dick Hickox, 1960 (27)	158
Mike Wittman, 1966 (26)	151
Mike Wittman, 1967 (26)	147
Gene Stage, 1957 (26)	145
Don Curnutt, 1970 (25)	143

<b>Free Throws Attempted (Games)</b>	
Rick Barry, 1965 (26)	341
Eric Brown, 1989 (31)	310
Rick Barry, 1964 (27)	287
Eric Brown, 1988 (30)	229
Willie Allen, 1971 (25)	227
Ron Godfrey, 1960 (27)	207
Mike Wittman, 1966 (26)	206
Dick Hickox, 1960 (27)	198
Willie Allen, 1970 (26)	188
Howard Keene, 1953 (21)	187

<b>Free Throw Percentage (Attempts)</b>	
Rick Jones, 1966 (153)	.876
Don Curnutt, 1970 (166)	.861
Rick Barry, 1965 (341)	.859
Rick Barry, 1964 (287)	.843
Dick Miani, 1956 (166)	.837
Rick Barry, 1963 (158)	.829
Wayne Beckner, 1965 (128)	.828
Don Curnutt, 1968 (120)	.825
Jack Spisak, 1963 (109)	.816
Don Curnutt, 1969 (170)	.812

<b>20-Point Games</b>	
Eric Brown, 1989	24
Rick Barry, 1965	24
Rick Barry, 1964	24
Don Curnutt, 1970	21
Don Curnutt, 1969	21
Don Curnutt, 1968	19
Mike Wittman, 1967	17
Dick Hickox, 1960	17
Mike McCoy, 1962	14
Dennis Burns, 1989	13
Rusty Parker, 1968	13
Bill Soens, 1967	13
Rick Barry, 1963	13
Gene Stage, 1957	13
Dick Miani, 1956	13

Returning Players in Bold

<b>30-Point Games</b>	
Rick Barry, 1964	19
Rick Barry, 1965	18
Don Curnutt, 1969	11
Don Curnutt, 1970	10
Eric Brown, 1989	9
Rusty Parker, 1968	5
Don Curnutt, 1968	4
Mike Wittman, 1967	4
John Dampier, 1964	4
Dick Hickox, 1960	4

<b>Rebounds (Games)</b>	
Rick Barry, 1965 (26)	475
Rick Barry, 1964 (27)	448
Harry Manushaw, 1959 (25)	372
Rick Barry, 1963 (24)	351
Mike McCoy, 1963 (28)	350
Mike McCoy, 1962 (26)	336
Bill Soens, 1967 (26)	330
Wayne Canaday, 1970 (26)	327
Edwin Morris, 1956 (26)	322
Harry Manushaw, 1960 (27)	321
Willie Allen, 1970 (26)	320

## INDIVIDUAL -- CAREER

<b>Points Scored (FG-FT)</b>	
Rick Barry, 1963-64-65 (816-666)	2,298
Eric Brown, 1986-87-88-89 (805-633)	2,270
Don Curnutt, 1968-69-70 (813-380)	2,006
Dennis Burns, 1986-87-88-89 (690-205)	1,594
Dick Hickox, 1959-60-61 (560-409)	1,529
Ron Godfrey, 1959-60-61 (518-348)	1,384
Mike Wittman, 1965-66-67 (492-335)	1,319
Willie Allen, 1969-70-71 (482-329)	1,293
Mike McCoy, 1961-62-63 (524-183)	1,231
Gene Stage, 1956-57-58 (450-292)	1,192
Rusty Parker, 1966-67-68 (472-246)	1,190
Kevin Presto, 1986-87-88-89 (376-234)	1,156
Whitney Campbell, 1947-48-49-50 (471-134)	1,076
Julie Cohen, 1960-61-62 (388-266)	1,042
Dick Miani, 1953-54-55-56 (392-258)	1,042
Rick Jones, 1965-66-67 (374-281)	1,029
Edwin Morris, 1956-57-58 (361-308)	990
Marty Burdette, 1956-57-58 (365-260)	990
Sy Chadroff, 1950-51-52 (382-203)	967
Wayne Beckner, 1963-64-65 (386-188)	960
Junior Gee, 1965-66-67 (378-190)	946
Mackey MacDonald, 1949-50-51 (392-145)	929
William Soens, 1951-52-53 (301-249)	851
Howard Keene, 1959-60-61 (346-158)	850
Bruce Applegate, 1947-48-49-50 (322-174)	818
Abe Friedman, 1969-70 (328-136)	792
Tito Horford, 1987-88 (315-157)	783
Joe Wylie, 1989-90 (315-146)	782
Wayne Canaday, 1959-60-61 (265-222)	752

<b>Field Goals Made</b>	
Rick Barry, 1963-64-65	816
Don Curnutt, 1968-69-70	813
Eric Brown, 1986-87-88-89	805
Dennis Burns, 1986-87-88-89	690
Dick Hickox, 1959-60-61	560
Mike McCoy, 1961-62-63	524
Ron Godfrey, 1959-60-61	518
Mike Wittman, 1965-66-67	492
Willie Allen, 1969-70-71	482
Rusty Parker, 1966-67-68	472

<b>3-Point Goals Made</b>	
Kevin Presto, 1987-88-89	170
Levertis Williams, 1988-89	68
Jake Morton, 1989-90	64
Thomas Hocker, 1988-89-90	53
Joel Warren, 1987-88-89	44
Samarr Logan, 1990	40
Eric Brown, 1987-88-89	27
Mike Noblet, 1987	27
Jerome Scott, 1989-90	25
Doug Elliott, 1990	24

<b>3-Point Goals Attempted</b>	
Kevin Presto, 1987-88-89	453
Jake Morton, 1989-90	192
Levertis Williams, 1988-89	184
Joel Warren, 1987-88-89	126
Thomas Hocker, 1988-89-90	125
Samarr Logan, 1990	86
Eric Brown, 1987-88-89	83
Jerome Scott, 1989-90	80
Doug Elliott, 1990	71
Mike Noblet, 1987	62

<b>3-Point Goal Percentage (Min. 50 attempts)</b>	
Samarr Logan, 1990 (40-86)	.465
Mike Noblet, 1987 (27-62)	.435
Thomas Hocker, 1988-89-90 (53-125)	.424
Kevin Presto, 1987-88-89 (170-453)	.375
Levertis Williams, 1988-89 (68-184)	.370
Joel Warren, 1987-88-89 (44-126)	.349
Doug Elliott, 1990 (24-71)	.338
Jake Morton, 1989-90 (64-192)	.333
Eric Brown, 1987-88-89 (27-83)	.325
Jerome Scott, 1989-90 (25-80)	.313

<b>Consecutive Games With 3-Point Goal</b>	
Kevin Presto, 1988-89	11
Kevin Presto, 1988	10
Kevin Presto, 1987	10
Levertis Williams, 1989	9
Jake Morton, 1989	9
Kevin Presto, 1989	7
Kevin Presto, 1989	7
Bruce Moore, 1988	7
Kevin Presto, 1987	7

<b>Free Throws Made</b>	
Rick Barry, 1963-64-65	666
Eric Brown, 1986-87-88-89	633
Dick Hickox, 1959-60-61	409
Eric Brown, 1986-87-88	387
Don Curnutt, 1968-69-70	380
Ron Godfrey, 1959-60-61	348
Mike Wittman, 1965-66-67	335
Willie Allen, 1969-70-71	316
Edwin Morris, 1956-57-58	308
Gene Stage, 1956-57-58	292

<b>20-Point Games</b>	
Don Curnutt, 1968-69-70	61
Rick Barry, 1963-64-65	61
Eric Brown, 1986-87-88-89	54
Dick Hickox, 1959-60-61	41
Mike Wittman, 1965-66-67	33
Willie Allen, 1969-70-71	28
Ron Godfrey, 1959-60-61	28
Dennis Burns, 1986-87-88-89	24
Mike McCoy, 1961-62-63	27
Gene Stage, 1956-57-58	22

<b>Rebounds</b>	
Rick Barry, 1963-64-65	1,274
Willie Allen, 1969-70-71	916
Harry Manushaw, 1959-60-61	914
Mike McCoy, 1961-62-63	857
Eric Brown, 1986-87-88-89	855
Edwin Morris, 1956-57-58	787
Ron Godfrey, 1959-60-61	767
Mike Wittman, 1965-66-67	695
Rusty Parker, 1966-67-68	675
Howard Keene, 1951-52-53	660

<b>Miscellaneous Records</b>	
Season Assists: Thomas Hocker, 1990	139
Career Assists: Thomas Hocker, 1988-89-90	384
Consecutive 3-Point Goals Made: Samarr Logan vs. Boston College, 1990	6


Returning Players in Bold

## LEADING SCORER YEAR-BY-YEAR


YEAR	PLAYER	FG	FT	POINTS
1927-28	No record available			
1929	Rodger Ashman	49	18	116
1930-32	No record available			
1933-1938	No team			
1939	No record available			
1940	John Tobin	86	24	196
1941	John Tobin	71	27	169
1942	John Tobin	91	39	221
1943-1945	No Team			
1946	Louis Edwards	53	17	123
1947	Bob Campbell	164	39	367
1948	Abe Friedman	92	37	221
1949	Bob Campbell	164	39	367
1950	Mackey McDonald	134	48	316
1951	Sy Chadroff	107	54	268
1952	Sy Chadroff	180	999	459
1953	Howard Keene	112	126	350
1954	Willie Schayowitz	95	37	227
1955	Dick Miani	114	73	301
1956	Dick Miani	186	139	511
1957	Gene Stage	158	145	461
1958	Gene Stage	137	79	353
1959	Dick Hickox	161	131	453
1960	Dick Hickox	219	158	596
1961	Dick Hickox	180	120	480
1962	Mike McCoy	199	80	478
1963	Mike McCoy	237	80	554
1964	Rick Barry	314	242	870
1965	Rick Barry	340	293	973
1966	Mike Wittman	208	151	567
1967	Mike Wittman	219	147	585
1968	Don Curnutt	268	99	635
1969	Don Curnutt	262	138	662
1970	Don Curnutt	283	143	709
1971	Willie Allen	184	129	497
1972-85	No Team			
1986	Eric Brown	174	112	460
1987	Eric Brown	183	114	460
1988	Eric Brown	193	161	551
1989	Eric Brown	255	246	765
1990	Joe Wylie	210	91	514




Mike McCoy



Mike Wittman




Willie Allen




Eric Brown

## MIAMI ALL-AMERICANS



Dick Hickox, 1960  
(AP 2nd Team, UPI 2nd Team)

YEAR	GP	FG-FGA	FG%	FT-FTA	FT%	REB	RPG	PTS	PPG
1958-59	25	161-378	.426	131-162	.809	98	3.9	453	18.1
1959-60	27	219-460	.476	158-198	.798	100	3.7	596	22.1
1960-61	27	180-437	.412	120-152	.788	138	5.1	480	17.8
TOTALS	79	560-1275	.439	409-512	.799	336	4.3	1529	19.4



Rick Barry, 1965  
(Consensus)

YEAR	GP	FG-FGA	FG%	FT-FTA	FT%	REB	RPG	PTS	PPG
1962-63	24	162-341	.475	131-158	.829	351	14.6	455	19.0
1963-64	27	314-572	.549	242-287	.843	448	16.6	870	32.1
1964-65	26	340-651	.522	292-341	.859	475	18.3	973	37.4
TOTALS	77	816-1564	.522	665-786	.846	1274	16.5	2298	29.8



Don Curnutt, 1970  
(AP 2nd Team, UPI 2nd Team)

YEAR	GP	FG-FGA	FG%	FT-FTA	FT%	REB	RPG	PTS	PPG
1967-68	28	268-559	.480	99-120	.825	64	2.3	635	22.7
1968-69	24	262-613	.428	138-170	.812	72	3.0	662	27.6
1969-70	25	283-644	.439	143-166	.861	54	2.2	709	28.4
TOTALS	77	813-1816	.448	380-456	.833	190	2.5	2006	26.1



## ALL-TIME LETTERMEN

1926-27

Rodger Ashman, Larry Datha, John McGuire, Jimmy O'Brien, Harold Oram, Bob Stanton.

1927-28

Rodger Ashman, Ted Bleier, Harold Carbonneau, Larry Catha, Cliff Courtney, Alfred "Red" Franklin, Herman Lyons, John McGuire, Harold Oram, Lloyd Solie, Bob Stanton.

1928-29

Rodger Ashman, Ted Bleier, Larry Catha, John Evans, Alfred "Red" Franklin, Louis Hansen, Marlon Mercurio, Lloyd Solie, Austin Younts.

1929-30

No records.

1930-31

Foster Alter, Luke Crowe, John Evans, Louis Hansen, Dan Hill, Lloyd Solie.

1931-38

Team played independent and junior colleges. No letters awarded.

1938-39

John Corcoran, Howard Davis, Eddie Dunn, Chuck Guimento, George Hamilton, Tom Hilbish, Harold Oesch.

1939-40

Gene Boyle, Howard Davis, Chuck Guimento, Tom Hilbish, Dave Konel, Joe Krutulis, John Tobin, Art Tracy, Dick Tucker.

1940-41

Alex Bazil, George Carlefo, Tom Hilbish, James Kees, Joe Krutulis, Harford Lee, Tom Scott, John Tobin, Dick Tucker.

1941-42

George Carlefo, Bob Douglas, Gene Jupin, Al Kasulin, Joe Krutulis, Andy Musante, John Tobin.

1942-45

No team during war years.

1945-46

Charles Angelus, Keith Doyle, Lou Edwards, Arthur Hagan, Harvey James, Pete Lipchick, John Mell, Phil Sistik, Charles Skalaski.

1946-47

Bob Campbell, Louis Edwards, Michael Fisher, Abe Friedman, Irvin Ibach, Kal Lutsky, Joe McNulty, Harold Schuler, Gerald Weinstein, Anthony Yovicsin.

1947-48

Bob Campbell, Bob Carroll, Don Cobb, Tony Ferrara, Abe Friedman, Ervin Ibach, Mike Ingemi, Joe McNulty, Charles Schuyler, Gerald Weinstein.

1948-49

Bob Campbell, Donn Cobb, Tony Ferrara, Abe Friedman, Ervin Ibach, William McClellan, Mackey McDonald, Jack Ryan, Jerry Weinstein.

1949-50

Bob Campbell, Sy Chadroff, Tony Ferrara, Abe Friedman, Joe Grist, Mackey MacDonald, Jack Schneider, Jerry Weinstein, Roger Wrench.

1950-51

Sy Chadroff, Dick Focht, Joe Grist, Howard Keene, Mackey MacDonald, Jack Schneider, Roger Wrench, Mel Yanuck.

1951-52

Sy Chadroff, Richard Hoffman, Howard Keene, Jack O'Neill, Willie Schayowitz, Jack Schneider, Richard Silvis, Roger Wrench, Mel Yanuck.

1952-53

James Carson, Robert Denton, Richard Hoffman, Howard Keene, Richard Miani, Dave Nicholas, Willie Schayowitz, Mel Yanuck.

1953-54

Harold Arterburn, Jim Carson, Bob Denton, Douglas Howell, Edward Klima, Richard Miani, Ernest Prieto, Willie Schayowitz.

1954-55

Harold Arterburn, James Carson, Gene Hoban, Douglas Howell, Robert Kichowski, Edward Klima, Bruce Lawrence, Richard Miani, Robert Murray, Ernest Prieto, Kenneth Ryskamp.

1955-56

Marty Burdette, Mike Friedman, Gene Hoban, Ed Klima, Stan Kojkowski, Richard Miani, Ed Morris, Nick Nugent, Ernie Prieto, Gene Stage, Bob Steiner.

1956-57

Marty Burdette, Edward Contreras, Gerald Davis, Joe Gardner, Stanley Kojkowski, Edwin Morris, Joe Munley, Gene Stage, Robert George Talbot, Mark Thistlethwaite, Pete Turonis.

1957-58

Dick Berghoff, Marty Burdette, Ed Contreras, Joe Gardner, Bob Leidy, Ed Morris, Joe Munley, Norm Nebel, Gene Stage, Bob Steiner.

1958-59

Bruce Applegate, Ed Contreras, Jerry Davis, Joe Gardner, Ron Godfrey, Dick Hickox, Dave Landis, Harry Manushaw, Norm Nebel, Martin Snider.

1959-60

Bruce Applegate, Julie Cohen, Ron Godfrey, Dodd Hammond, Dick Hickox, Dave Landis, Harry Manushaw, Bruce Shapiro, Martin Snider, Jack Spisak, Chris Stavretti.

1960-61

Ken Allen, Bruce Applegate, Julie Cohen, Ron Godfrey, Dick Hickox, Harry Manushaw, Mike McCoy, Bruce Shapiro, Carl Stavretti, Chris Stavretti, Lee Woods.

1961-62

Lou Alix, Ken Allen, Julie Cohen, Larry Heffer, Charles Holiber, Mike McCoy, Jack Spisak, Carl Stavretti, Chris Stavretti, Lee Woods.

1962-63

Kenny Allen, Rick Barry, Wayne Beckner, Bernie Butts, Charles Holiber, Larry Kessler, Mike McCoy, Jack Spisak, Carl Stavretti, Lee Woods.

1963-64

Rick Barry, John Bates, Wayne Beckner, Bernie Butts, John Dampier, Bob Green, Charles Grob, Stewart Marcus, Don Patrican.

1964-65

Rick Barry, Wayne Beckner, John Dampier, Junior Gee, Bob Green, Charles Grob, Rick Jones, Stewart Marcus, Don Patrican, Mike Volkman, Mike Wittman.

1965-66

John Bates, Junior Gee, Bob Green, Charles Grob, Rick Jones, Stewart Marcus, Rusty Parker, Don Patrican, Dan Rodgers, Mike Volkman, Mike Wittman.

1966-67

John Bates, Junior Gee, Bob Green, Rick Jones, Tom Masters, Charles Noti, Rusty Parker, Dan Rodgers, Bill Soens, Mike Wittman.

1967-68

Dennis Cantrell, Don Curnutt, Tom Green, Charles Hanley, Mike Hutslar, Tom Masters, Charles Noti, Rusty Parker, Dan Rodgers, Bill Soens, Jerry Stevenson.

1968-69

Willie Allen, Wayne Canaday, Dennis Cantrell, Don Curnutt, Tom Green, Mike Hutslar, Tom Masters, John Osbourne, Jerry Stevenson, Ron Welch.

1969-70

Willie Allen, Wayne Canaday, Dennis Cantrell, Don Curnutt, Charles Gay, Mike Hutslar, Rick Law, Bob Nylin, John Osbourne, Bob Spagnolo, Ron Welch.

1970-71

Willie Allen, Lionel Harris, Lee Hubbard, David Kisker, Richard Klein, Rick Law, Kevin O'Riordan, Willie Snell, Robert Spagnolo, Donald Strong, Brian Westover.

1971-85

No team.

1985-86

Eric Brown, Dennis Burns, Tim Dawson, Darrell Glenn, Tim Harvey, Bryan Hughes, Mike Noblet, Kevin Presto, Mark Richardson, Terrell Roberson, Bob Schneckenberg, Joel Warren.

1986-87

Eric Brown, Dennis Burns, Tim Dawson, Tim Harvey, Tito Horford, Lemuel Howard, Bryan Hughes, Mike Noblet, Kevin Presto, Mark Richardson, Bob Schneckenberg, Joel Warren.

1987-88


Eric Brown, Dennis Burns, Tim Dawson, Thomas Hocker, Tito Horford, Bruce Moore, Kevin Presto, Reggie Poinitz, Mark Richardson, Joe Ross, Joel Warren, Levertis Williams.

1988-89

Brandon Adams, Eric Brown, Dennis Burns, Thomas Hocker, Bruce Moore, Jake Morton, Reggie Poinitz, Kevin Presto, Joseph Randon, Mark Richardson, Joe Ross, Jerome Scott, Joel Warren, Levertis Williams, Joe Wylie.

1989-90

Brandon Adams, Trevor Burton, Justin Caldwell, Doug Elliott, Thomas Hocker, Samarr Logan, Jake Morton, Joseph Randon, Joe Ross, Jerome Scott, Hammie Ward, Joe Wylie.



Brandon Adams

## HEAD COACHING RECORDS


Coach, seasons (years)	Won	Lost	Pct.
Art Webb, 3 seasons (1930-31)	18	12	.600
Tom McCann, 2 seasons (1928-29, 1931-32)	30	7	.811
Hart Morris, 10 seasons (1938-42, 1946-52)	119	82	.592
W.H. Steers, 1 season (1945-46)	8	5	.615
Dave Wilke, 2 seasons (1952-54)	14	22	.389
Bruce Hale, 13 seasons (1954-67)	220	112	.663
Ron Godfrey, 4 seasons (1967-71)	47	57	.452
Bill Foster, 5 seasons (1985-90)	78	71	.523
<b>TOTALS (40 seasons)</b>	<b>534</b>	<b>368</b>	<b>.592</b>

## UNIVERSITY OF MIAMI YEARLY BASKETBALL RESULTS

Year	W	L	PCT	Points Scored		Head Coach
				Miami	Opponents	
1926-27*	7	1	.875	348	170	Art Webb
1927-28	8	4	.667	406	310	Art Webb
1928-29	13	6	.684	670	419	Tom McCann
1930-31	3	7	.300	252	331	Art Webb
1931-32#	17	1	.944	816	456	Tom McCann
1938-39	4	6	.400	372	422	Hart Morris
1939-40	8	12	.400	716	824	Hart Morris
1940-41	10	6	.625	707	654	Hart Morris
1941-42	9	7	.563	628	570	Hart Morris
1942-45	No teams during war years					
1945-46	8	5	.615	560	568	W.H. Steers
1946-47	20	7	.769	1400	1192	Hart Morris
1947-48	11	7	.611	997	902	Hart Morris
1948-49	19	8	.704	1633	1515	Hart Morris
1949-50	14	9	.609	1446	1393	Hart Morris
1950-51	10	12	.455	1487	1520	Hart Morris
1951-52	14	8	.636	1687	1438	Hart Morris
1952-53	9	12	.429	1503	1502	Dave Wilke
1953-54	5	10	.333	1015	1161	Dave Wilke
1954-55	9	11	.450	1555	1544	Bruce Hale
1955-56	14	12	.539	2170	2115	Bruce Hale
1956-57	13	13	.500	2029	2167	Bruce Hale
1957-58	14	8	.636	1741	1641	Bruce Hale
1958-59	18	7	.720	2190	2029	Bruce Hale
1959-60	23	4	.852	2427	2192	Bruce Hale
1960-61	20	7	.741	2230	2036	Bruce Hale
1961-62	14	12	.539	2069	2045	Bruce Hale
1962-63	23	5	.821	2509	2201	Bruce Hale
1963-64	20	7	.741	2575	2352	Bruce Hale
1964-65	22	4	.846	2558	2190	Bruce Hale
1965-66	15	11	.577	2271	2208	Bruce Hale
1966-67	15	11	.577	2126	2091	Bruce Hale
1967-68	17	11	.607	2368	2419	Ron Godfrey
1968-69	14	10	.583	1985	2048	Ron Godfrey
1969-70	9	17	.346	2293	2521	Ron Godfrey
1970-71	7	19	.269	2143	2373	Ron Godfrey
1985-86	14	14	.500	2006	2131	Bill Foster
1986-87	15	16	.491	2332	2335	Bill Foster
1987-88	17	14	.548	2453	2400	Bill Foster
1988-89	19	12	.613	2809	2778	Bill Foster
1989-90	13	15	.464	2014	2132	Bill Foster
<b>TOTALS</b>	<b>534</b>	<b>368</b>	<b>.592</b>	<b>65,496</b>	<b>63,295</b>	

\*First year UM played all freshmen opponents.

#Played no senior colleges.



Forward Samarr Logan averaged 8.1 points per game in his rookie year.

# SERIES RESULTS VS. ALL OPPONENTS

<b>Agoga (2-0)</b> 1928-29 W 49-19 1928-29 W 63-33	<b>Boynnton (1-0)</b> 1939-40 W 41-29	<b>Colorado (0-1)</b> 1956-57 L 66-73
<b>Akron (0-1)</b> 1956-57 L 80-106	<b>Bradley (1-0)</b> 1955-56 W 80-73	<b>Columbia University (0-1)</b> 1952-53 L 59-65
<b>Alabama (0-1)</b> 1968-69 L 72-85	<b>Brandeis (0-1)</b> 1953-54 L 48-68	<b>Coppin State (2-0)</b> 1986-87 W 115-76 (h) 1987-88 W 64-54 (h)
<b>Alabama State (1-1)</b> 1987-88 W 110-107 (h) 1989-90 L 81-98 (h)	<b>Brigham Young (2-2)</b> 1959-60 W 110-93 1960-61 L 80-112 1987-88 L 86-99 (h) 1988-89 W 107-86 (h)	<b>Cornell (1-0)</b> 1962-63 W 94-74
<b>Alaska-Anchorage (0-1)</b> 1987-88 L 77-78 (a)	<b>Brooklyn College (3-0)</b> 1985-86 W 102-93 (h) 1986-87 W 83-64 (h) 1989-90 W 94-61 (h)	<b>Creighton (2-2)</b> 1963-64 L 94-124 1965-66 W 91-81 1967-68 W 106-93 1970-71 L 84-104
<b>Albany Ga. Blues (0-1)</b> 1938-39 L 35-53	<b>Brown University (1-1)</b> 1967-68 W 72-71 1985-86 L 61-62 (h)	<b>Culver-Stockton (1-0)</b> 1951-52 W 68-54
<b>Alumni (1-0)</b> 1941-42 W 52-32	<b>Bucknell (2-0)</b> 1968-69 W 89-84 1969-70 W 93-88	<b>Dartmouth (2-1)</b> 1950-51 W 61-52 1967-68 W 100-81 1986-87 L 86-88 (h)
<b>American University (2-1)</b> 1970-71 L 82-93 1985-86 W 73-64 (h) 1987-88 W 104-70 (n)	<b>Centenary (2-2)</b> 1959-60 L 77-84 1960-61 W 86-74 1969-70 W 94-78 1969-70 L 86-107	<b>Davidson (2-0)</b> 1988-89 W 90-78 (h) 1989-90 W 72-64 (a)
<b>Arizona (0-2)</b> 1985-86 (OT) L 74-81 (h) 1989-90 L 53-83 (a)	<b>Central Connecticut State (1-0)</b> 1989-90 W 62-40	<b>Dayton (1-7)</b> 1956-57 L 48-87 1966-67 L 79-80 1967-68 L 60-98 1970-71 L 77-91 1985-86 L 68-79 (a) 1986-87 L 78-92 (h) 1987-88 L 89-90 (a) 1989-90 W 87-82 (h)
<b>Arizona State (0-1)</b> 1989-90 L 58-62 (h)	<b>Central Florida (2-0)</b> 1986-87 W 64-54 (h) 1987-88 W 100-80 (h)	<b>DePaul (0-4)</b> 1987-88 L 82-101 (h) 1988-89 L 79-87 (a) 1989-90 L 48-76 (a) 1989-90 L 49-66 (h)
<b>Armstrong State (1-0)</b> 1986-87 W 97-47 (h)	<b>Checker Cab (1-0)</b> 1948-49 W 73-33	<b>Duke (1-4)</b> 1962-63 W 71-69 1985-86 L 82-104 (a) 1986-87 L 67-74 (h) 1987-88 L 69-107 (a) 1988-89 L 102-117 (h)
<b>Army (3-0)</b> 1957-58 W 92-82 1960-61 W 82-75 1963-64 W 79-71	<b>Church League All Stars (1-0)</b> 1928-29 W 68-23	<b>Duquesne (2-1)</b> 1964-65 W 99-95 1969-70 L 88-94 1987-88 W 84-73 (n)
<b>Auburn (1-0)</b> 1966-67 W 87-73	<b>The Citadel (1-1)</b> 1958-59 L 77-93 1985-86 W 85-77 (h)	<b>Eastern Airlines (1-0)</b> 1939-40 W 30-25
<b>Banana River A.F. (1-0)</b> 1946-47 W 68-48	<b>Cincinnati (1-0)</b> 1946-47 W 57-54	<b>Eastern Illinois (1-1)</b> 1948-49 L 73-89 1988-89 W 83-68 (n)
<b>Baptist (2-0)</b> 1985-86 W 71-60 (h) 1989-90 W 77-67 (h)	<b>City College Charleston (1-0)</b> 1946-47 W 56-52	<b>Eastern Kentucky (1-0)</b> 1967-68 W 93-87
<b>Bethune-Cookman (1-0)</b> 1988-89 W 88-72 (h)	<b>City Hall (1-0)</b> 1928-29 W 28-20	<b>Eglin Field (0-1)</b> 1952-53 L 64-66
<b>Boca Chica (1-0)</b> 1951-52 W 90-53	<b>Clemson (0-3)</b> 1955-56 L 96-98 1958-59 L 61-66 1966-67 L 64-73	
<b>Boca Raton AAF (1-2)</b> 1945-46 L 40-55 1945-46 L 41-48 1946-47 W 61-43	<b>Coast Guard (2-0)</b> 1945-46 W 46-45 1945-46 W 52-45	
<b>Boston College (1-1)</b> 1962-63 W 72-69 1989-90 L 60-69 (n)	<b>Colgate (1-0)</b> 1987-88 W 96-68 (h)	
<b>Boston University (1-0)</b> 1965-66 W 81-60		
<b>Bowling Green State (0-1)</b> 1951-52 L 67-78		

<b>Elon (0-1)</b> 1939-40 L 30-58	1968-69 W 94-91 1969-70 W 118-111	1970-71 (OT) L 95-96 (h)
<b>Fairfield (0-1)</b> 1985-86 L 47-56 (h)	<b>Florida Atlantic (1-0)</b> 1988-89 W 79-74 (n)	<b>Florida State (25-26)</b> 1950-51 W 80-61 (h) 1950-51 W 79-65 (h) 1951-52 W 93-56 (h) 1951-52 W 76-63 (a) 1951-52 L 70-73 (h) 1952-53 W 93-64 (h) 1952-53 L 75-81 (a) 1953-54 W 78-61 (h) 1953-54 L 69-76 (a) 1954-55 L 66-71 (a) 1954-55 L 80-86 (h) 1955-56 L 76-78 (a) 1955-56 W 91-85 (h) 1956-57 W 85-77 (a) 1956-57 W 98-82 (h) 1957-58 L 70-71 (a) 1957-58 W 86-66 (h) 1958-59 W 85-79 (h) 1958-59 L 69-93 (a) 1958-59 W 92-85 (h) 1959-60 W 93-91 (a) 1959-60 W 107-89 (h) 1960-61 L 78-89 (a) 1960-61 W 75-73 (h) 1961-62 L 60-65 (a) 1961-62 L 80-83 (h) 1962-63 (OT) L 74-77 (a) 1962-63 W 99-70 (h) 1963-64 L 78-80 (a) 1963-64 W 82-80 (h) 1964-65 L 66-67 (a) 1964-65 W 82-75 (h) 1965-66 L 62-78 (a) 1965-66 W 112-90 (h) 1966-67 L 60-61 (a) 1966-67 W 110-90 (h) 1967-68 L 93-122 (a) 1967-68 W 96-84 (h) 1968-69 L 84-111 (h) 1968-69 L 81-86 (a) 1968-69 L 86-89 (h) 1969-70 L 63-104 (a) 1969-70 L 96-112 (h) 1970-71 L 106-114 (a) 1970-71 W 100-94 (h) 1985-86 W 83-75 (h) 1985-86 L 72-90 (a) 1986-87 W 63-57 (h) 1986-87 L 84-108 (a) 1989-90 (2OT) W 101-97 (h) 1989-90 L 73-92 (a)
<b>Fairleigh Dickinson (1-1)</b> 1986-87 W 70-73 (n) 1987-88 W 81-68 (h)	<b>Florida International (4-0)</b> 1986-87 W 102-81 (h) 1987-88 W 92-76 (h) 1988-89 W 89-82 (h) 1989-90 W 83-55 (h)	<b>Ft. Lauderdale NAS (0-1)</b> 1945-46 L 31-32
<b>Florida (21-41)</b> 1927-28 W 40-39 (a) 1939-40 L 23-36 (a) 1939-40 L 28-53 (a) 1940-41 L 35-48 (h) 1940-41 L 50-62 (h) 1941-42 L 31-47 (a) 1941-42 L 34-37 (a) 1946-47 W 36-33 (h) 1946-47 W 39-35 (h) 1946-47 L 28-42 (a) 1946-47 L 28-61 (a) 1947-48 W 67-50 (h) 1947-48 L 55-58 (h) 1947-48 L 50-72 (a) 1947-48 W 52-49 (a) 1948-49 W 75-65 (h) 1948-49 W 44-42 (h) 1948-49 L 56-90 (a) 1948-49 W 60-50 (a) 1949-50 L 53-60 (h) 1949-50 L 46-66 (a) 1950-51 L 71-78 (h) 1950-51 L 61-71 (a) 1951-52 L 65-69 (a) 1951-52 W 76-68 (h) 1952-53 W 75-73 (h) 1952-53 L 56-78 (a) 1953-54 W 85-75 (h) 1953-54 L 52-75 (a) 1954-55 L 61-70 (h) 1954-55 L 68-80 (a) 1955-56 L 69-74 (h) 1955-56 L 85-87 (a) 1956-57 L 65-89 (h) 1956-57 L 63-98 (a) 1957-58 L 64-73 (h) 1957-58 L 70-75 (a) 1958-59 W 92-82 (h) 1959-60 W 79-77 (h) 1959-60 W 70-65 (a) 1960-61 W 93-74 (h) 1960-61 L 73-81 (a) 1961-62 W 66-61 (h) 1961-62 L 62-74 (a) 1962-63 (OT) W 91-87 (h) 1962-63 W 88-77 (a) 1963-64 W 95-79 (h) 1963-64 L 91-114 (a) 1964-65 W 67-58 (h) 1965-66 L 69-86 (a) 1965-66 L 66-111 (a) 1966-67 L 88-113 (h) 1966-67 L 57-73 (a) 1968-69 L 62-111 (h) 1985-86 L 64-81 (h) 1985-86 L 53-75 (a) 1986-87 L 60-99 (a) 1987-88 L 73-83 (h) 1988-89 L 81-101 (a) 1989-90 W 62-59 (h)	<b>Florida Southern (56-8)</b> 1927-28 L 26-40 (a) 1927-28 W 38-18 (h) 1928-29 L 15-39 (a) 1928-29 W 36-29 (h) 1930-31 W 27-24 (h) 1930-31 L 21-40 (a) 1939-40 W 43-42 (a) 1939-40 W 37-30 (a) 1940-41 W 57-43 (a) 1940-41 W 41-33 (h) 1940-41 L 38-50 (h) 1941-42 W 41-21 (h) 1941-42 W 40-25 (h) 1941-42 W 41-34 (a) 1941-42 W 38-32 (a) 1945-46 W 45-40 (h) 1945-46 W 53-47 (h) 1945-46 W 46-43 (a) 1946-47 W 38-25 (h) 1946-47 L 37-41 (h) 1946-47 W 55-43 (a) 1946-47 W 61-43 (a) 1947-48 L 50-59 (a) 1947-48 W 52-43 (a) 1947-48 W 76-44 (h) 1947-48 W 59-42 (h) 1948-49 W 68-47 (a) 1948-49 W 68-57 (a) 1949-50 W 69-59 (h) 1949-50 W 59-49 (h) 1950-51 W 64-61 (a) 1951-52 W 106-43 (h) 1951-52 W 58-41 (a) 1951-52 (2OT) W 77-70 (a) 1954-55 W 58-44 (h) 1954-55 W 73-71 (a) 1955-56 W 92-80 (h) 1955-56 W 91-90 (a) 1956-57 W 84-69 (h) 1956-57 L 85-95 (a) 1957-58 W 84-69 (a) 1957-58 W 76-58 (h) 1958-59 W 107-80 (h) 1958-59 W 79-76 (a) 1959-60 W 88-71 (a) 1959-60 W 121-85 (h) 1960-61 W 87-54 (h) 1960-61 W 92-80 (a) 1961-62 W 96-67 (h) 1961-62 W 82-73 (h) 1962-63 W 116-93 (h) 1962-63 W 99-83 (a) 1963-64 W 85-78 (a) 1963-64 W 120-79 (h) 1964-65 W 124-93 (h) 1964-65 W 94-82 (a) 1965-66 W 89-66 (h) 1965-66 W 101-80 (a) 1966-67 W 102-72 (h) 1966-67 W 55-49 (a) 1967-68 W 94-76 (a) 1968-69 W 87-73 (a) 1969-70 W 103-92 (a)	<b>Georgetown (1-2)</b> 1954-55 W 84-81 1987-88 L 78-82 (h) 1988-89 L 79-112 (a)
<b>Florida A&amp;M (3-0)</b> 1967-68 W 108-98		<b>George Mason (1-0)</b> 1989-90 (OT) W 101-91 (a)
		<b>George Washington (0-1)</b> 1970-71 L 81-83
		<b>Georgia (1-1)</b> 1938-39 L 19-41 1985-86 W 81-78 (h)



<b>Georgia State (1-0)</b> 1985-86 W 82-72 (h)	<b>Georgia Tech (1-1)</b> 1952-53 W 82-60 1966-67 L 84-90	<b>Hartford (1-1)</b> 1985-86 W 66-62 (h) 1989-90 L 58-62 (h)	<b>University of Havana (5-1)</b> 1927-28 W 38-14 1928-29 L 22-26 1938-39 W 38-34 1938-39 W 46-40 1948-49 W 73-57 1948-49 W 66-53	<b>Hawaii (2-1)</b> 1967-68 W 102-83 1967-68 L 76-110 1968-69 W 84-82	<b>Hofstra (1-0)</b> 1985-86 W 70-63 (h)	<b>Holy Cross (1-0)</b> 1960-61 W 77-71	<b>Houston (5-9)</b> 1955-56 L 77-95 1956-57 W 67-63 1959-60 W 72-63 1959-60 L 79-88 1960-61 W 89-78 1961-62 L 69-80 1962-63 W 71-70 1963-64 L 83-93 1964-65 W 103-91 1965-66 L 96-111 1966-67 L 86-105 1967-68 L 64-106 1969-70 L 98-118 1970-71 L 93-99	<b>Illinois (0-1)</b> 1968-69 L 76-86	<b>Iona (1-0)</b> 1959-60 W 69-67	<b>Jacksonville Navy (1-1)</b> 1941-42 W 44-18 1941-42 L 25-46	<b>Jacksonville University (22-6)</b> 1957-58 W 89-87 (h) 1957-58 L 72-86 (h) 1958-59 W 64-62 (a) 1958-59 W 95-93 (h) 1959-60 W 106-98 (h) 1959-60 (OT) W 78-70 (a) 1960-61 (OT) W 93-84 (a) 1960-61 W 96-80 (h) 1961-62 W 93-80 (h) 1961-62 W 90-89 (a) 1962-63 W 103-91 (a) 1962-63 W 112-105 (h) 1963-64 W 97-92 (a) 1963-64 W 117-92 (h) 1964-65 W 86-82 (a) 1964-65 W 127-99 (h) 1965-66 L 69-71 (a) 1965-66 W 117-104 (h) 1966-67 W 75-70 (a)	1966-67 W 106-86 (h) 1967-68 W 72-67 (a) 1967-68 W 76-75 (h) 1968-69 W 94-87 (a) 1968-69 W 95-86 (h) 1969-70 L 87-121 (a) 1969-70 L 97-108 (h) 1970-71 L 82-124 (a) 1970-71 L 75-94 (h)	<b>Jewish Prog. AA-Atlanta (0-1)</b> 1938-39 L 24-39	<b>Junior C. of C. (1-1)</b> 1928-29 W 25-24 1928-29 L 23-28	<b>Kansas (1-2)</b> 1986-87 L 47-82 (a) 1988-89 W 87-86 (h) 1989-90 L 73-100 (h)	<b>Kentucky (0-1)</b> 1956-57 L 75-114	<b>Kentucky Wesleyan (4-1)</b> 1955-56 L 82-86 1956-57 W 100-95 1957-58 W 96-78 1958-59 W 69-64 1959-60 W 104-95	<b>Key West Navy (1-0)</b> 1951-52 W 85-55	<b>Lafayette (1-0)</b> 1970-71 W 78-85	<b>LaSalle (4-9)</b> 1950-51 L 84-95 1950-51 (OT) W 77-75 1960-61 L 74-88 1961-62 L 61-73 1962-63 L 76-78 1963-64 W 121-99 1964-65 L 86-90 1965-66 W 108-102 1966-67 L 82-99 1967-68 L 84-92 1968-69 L 71-96 1969-70 W 103-96 1970-71 L 77-97	<b>Lehigh (1-1)</b> 1970-71 W 74-67 1989-90 L 59-83 (n)	<b>Long Island (1-0)</b> 1988-89 W 102-66 (h)	<b>Louisiana State University (2-1)</b> 1950-51 W 68-62 1952-53 L 58-86 1957-58 W 73-65	<b>Louisville (2-5)</b> 1950-51 L 60-73 1952-53 L 74-84 1956-57 L 60-89 1960-61 W 71-69 1961-62 L 59-77 1962-63 W 94-84 1965-66 (OT) L 84-85	<b>Loyola (So.) (9-7)</b> 1952-53 L 54-71	1955-56 W 83-82 1957-58 L 62-76 1957-58 W 89-82 1958-59 W 93-84 1959-60 W 86-70 1960-61 W 65-61 1961-62 L 70-113 1963-64 (OT) W 97-90 1964-65 W 115-86 1965-66 L 76-89 1966-67 W 68-66 1967-68 L 84-86 1968-69 W 89-80 1969-70 L 84-98 1970-71 L 88-107	<b>Manhattan (1-0)</b> 1985-86 W 79-61 (h)	<b>Marist (1-1)</b> 1987-88 (OT) W 79-76 (a) 1987-88 L 62-73 (h)	<b>Marquette (2-2)</b> 1985-86 L 62-84 (a) 1986-87 (OT) W 91-89 (h) 1987-88 L 51-65 (a) 1988-89 W 106-90 (h)	<b>Marshall (1-1)</b> 1941-42 L 33-37 1970-71 W 89-88	<b>Maryland (4-4)</b> 1948-49 L 42-43 1948-49 W 58-48 1953-54 L 57-63 1961-62 L 68-71 1964-65 W 80-73 1967-68 W 93-73 1968-69 W 92-85 1970-71 L 77-111	<b>Maryland-Baltimore County (2-0)</b> 1987-88 W 75-56 (h) 1989-90 W 91-74 (h)	<b>Maryland-Eastern Shore (3-0)</b> 1985-86 W 77-55 (h) 1986-87 W 88-66 (h) 1988-89 W 108-80 (h)	<b>McDill Field (2-0)</b> 1945-46 W 54-50 1947-48 W 67-48	<b>Mediterranean A.S. (1-0)</b> 1945-46 W 46-41	<b>Memphis State (2-3)</b> 1955-56 L 71-79 1963-64 W 78-69 1965-66 L 72-86 1966-67 W 88-63 1967-68 L 44-67	<b>Mercer (1-1)</b> 1938-39 L 37-56 1989-90 W 53-47	<b>Miami Beach (1-0)</b> 1928-29 W 66-18	<b>Miami Beach All-Stars (1-0)</b> 1952-53 W 70-45	<b>Miami Beach Canoe Club (2-0)</b> 1927-28 W 52-21 1927-28 W 18-9	<b>Miami University (5-3)</b> 1946-47 L 44-60 1954-55 L 73-75 1958-59 (OT) L 87-89 1959-60 W 83-78 1960-61 (OT) W 102-100 1961-62 W 83-73 1964-65 W 100-85 1968-69 W 74-68	<b>Michigan (0-1)</b> 1987-88 L 76-109 (n)	<b>Mississippi (2-0)</b> 1949-50 W 82-67 1949-50 W 55-43	<b>Mississippi College (1-0)</b> 1955-56 W 89-84	<b>Mississippi Southern (1-1)</b> 1955-56 L 61-63 1956-57 W 85-78	<b>Mississippi State (0-1)</b> 1957-58 L 64-66	<b>Monmouth (0-1)</b> 1987-88 (OT) L 62-64 (h)	<b>Morhead State (4-3)</b> 1946-47 W 61-56 1955-56 L 89-102 1958-59 W 102-85 1960-61 W 85-70 1961-62 L 81-107 1968-69 (OT) W 92-91 1970-71 L 75-76	<b>Mount St. Mary's (1-0)</b> 1966-67 W 86-83	<b>Muffets (2-0)</b> 1948-49 W 69-51 1949-50 W 78-37	<b>Murray State (2-1)</b> 1952-53 L 65-69 1959-60 W 92-80 1961-62 W 69-67	<b>Navy (0-1)</b> 1986-87 L 62-78 (n)	<b>Navy Rec. Barracks (0-1)</b> 1945-46 L 43-46	<b>Nebraska (1-1)</b> 1951-52 W 70-60 1970-71 L 58-85	<b>Nevada (1-1)</b> 1963-64 (OT) W 81-78 1965-66 L 79-89	<b>New Mexico (0-2)</b> 1986-87 L 78-87 (a) 1988-89 L 93-110 (h)	<b>New Orleans (0-2)</b> 1985-86 L 57-64 (a) 1985-86 L 75-85 (h)	<b>New York University (1-1)</b> 1954-55 L 67-74 1967-68 W 102-91	<b>Niagara (1-0)</b> 1964-65 W 74-67	<b>North Carolina (0-4)</b> 1949-50 L 53-55 1949-50 L 51-66 1986-87 L 77-122 (a) 1989-90 L 74-87 (a)	<b>North Carolina State (0-1)</b> 1939-40 L 35-46	<b>Notre Dame (0-3)</b> 1985-86 L 73-126 (h) 1986-87 W 49-65 (a) 1989-90 L 60-107 (a)	<b>Ohio State (0-1)</b> 1953-54 L 81-106	<b>Ohio University (1-1)</b> 1965-66 W 105-100 1969-70 L 74-99	<b>Oklahoma City (5-4)</b> 1957-58 W 83-66 1959-60 W 97-84 1961-62 (OT) L 113-118 1964-65 W 116-92 1966-67 W 111-109 1969-70 L 90-91 1970-71 L 91-94 1970-71 W 90-87 1970-71 L 75-88	<b>Old Dominion (1-0)</b> 1988-89 W 77-76 (n)	<b>Oral Roberts (1-1)</b> 1988-89 W 108-103 (h) 1988-89 L 92-99 (a)	<b>Oregon State (0-1)</b> 1969-70 L 81-86	<b>Pennsylvania (4-3)</b> 1947-48 L 46-53 1949-50 W 64-62 1949-50 W 53-51 1951-52 L 64-89 1953-54 L 54-67 1966-67 W 82-78 1988-89 W 102-69 (n)	<b>Penn State (0-1)</b> 1986-87 L 61-74 (h)	<b>Pensacola NAS (2-0)</b> 1946-47 W 69-50 1946-47 W 64-36	<b>Pepperdine (0-1)</b> 1969-70 (OT) L 90-93	<b>Pi Chi (2-0)</b> 1939-40 W 42-29 1940-41 W 45-27	<b>Pittsburgh (7-4)</b> 1947-48 W 43-40 1948-49 W 58-52 1948-49 L 48-80	1950-51 L 56-81 1954-55 L 72-78 1958-59 L 65-69 1962-63 W 86-85 1964-65 W 85-71 1967-68 W 100-84 1968-69 W 72-70 1969-70 W 85-67	<b>Ponce de Leon (0-1)</b> 1928-29 L 11-12	<b>Princeton (1-1)</b> 1948-49 W 37-35 1948-49 L 55-62	<b>Providence (2-4)</b> 1962-63 W 82-75 1962-63 L 96-106 1986-87 L 88-92 (h) 1987-88 W 83-77 (a) 1988-89 L 91-106 (h) 1989-90 L 67-101 (a)	<b>Purdue (0-1)</b> 1987-88 L 82-110 (n)	<b>Radford (1-0)</b> 1986-87 W 66-62 (n)	<b>Redland (1-0)</b> 1928-29 W 42-11	<b>Rhode Island (4-0)</b> 1961-62 W 80-70 1962-63 W 88-80 1963-64 W 105-88 1969-70 W 105-95	<b>Rider (1-0)</b> 1985-86 W 81-58 (h)	<b>Rio Grande (0-1)</b> 1953-54 L 88-89	<b>Rollins (35-13)</b> 1927-28 W 52-15 (h) 1927-28 L 21-32 (a) 1928-29 W 34-15 (h) 1928-29 W 34-13 (a) 1930-31 L 22-32 (h) 1930-31 W 41-39 (h) 1930-31 L 36-39 (a) 1930-31 L 22-26 (a) 1938-39 W 48-29 (h) 1938-39 L 45-49 (h) 1938-39 W 52-39 (a) 1938-39 L 28-42 (a) 1939-40 L 50-51 (h) 1939-40 L 25-38 (h) 1939-40 L 49-56 (a) 1939-40 W 50-49 (a) 1940-41 W 55-29 (h) 1940-41 W 57-41 (h) 1940-41 W 44-35 (a) 1949-50 W 70-54 (a) 1950-51 L 58-59 (a) 1950-51 W 98-61 (h) 1951-52 L 63-78 (a) 1951-52 W 98-61 (h) 1952-53 W 68-60 (a) 1952-53 W 95-69 (h) 1953-54 L 71-85 (a) 1954-55 W 77-69 (a) 1955-56 W 86-72 (h) 1955-56 W 89-82 (a)
---	---	---	---	--	---	--	---	--	--------------------------------------	--	--	---	---	--	---	---	---	---	---	--	---	--	--	---	--	---	---	--	--	---	--	--	---	---	--	---	---	---	---	--	--	---	--	---	---	---	---	---	--	--	--	--	--	---	--	--	--	---	---	--	--	--	---	--	---	--	---	--	---	--	--	---	---	--	---	---	--	--	---	---	---	---	---	--	--

1956-57	W	63-51 (h)
1956-57	W	93-86 (a)
1957-58	W	90-71 (h)
1957-58	L	68-72 (a)
1958-59	W	104-87 (h)
1958-59	W	84-81 (a)
1959-60	W	110-86 (h)
1959-60	W	90-79 (a)
1960-61	W	80-62 (a)
1960-61	W	103-75 (h)
1961-62	W	89-67 (a)
1961-62	W	92-54 (h)
1962-63	W	120-72 (a)
1962-63	W	144-75 (h)
1963-64	W	108-90 (h)
1963-64	W	127-85 (a)
1964-65	W	128-95 (a)
1964-65	W	148-79 (h)

#### Rutgers (1-0)

1988-89	(OT) W	99-94
---------	--------	-------

#### St. Francis (Brooklyn)

1962-63	W	71-70 (1-0)
---------	---	-------------

#### St. Francis (PA) (1-0)

1986-87	W	85-82
---------	---	-------

#### St. John's (1-2)

1962-63	W	67-59
1964-65	L	77-79
1966-67	L	70-97

#### St. Joseph College (0-2)

1950-51	L	47-58
1963-64	L	76-86

#### St. Louis (0-2)

1960-61	L	56-58
1988-89	L	71-86 (n)

#### St. Mary's (CA) (4-0)

1963-64	W	101-86
1964-65	W	89-77
1967-68	W	77-70
1969-70	W	91-84

#### St. Peter's (1-0)

1962-63	W	91-75
---------	---	-------

#### St. Thomas (2-0)

1969-70	W	62-60
1987-88	W	71-47 (h)

#### San Diego State (1-1)

1986-87	(OT) W	83-82 (a)
1987-88	L	49-56 (h)

#### San Francisco (2-1)

1960-61	W	68-56
1963-64	W	95-83
1965-66	L	89-105

#### Santa Clara (0-3)

1960-61	L	65-66
1963-64	L	77-86
1965-66	L	74-78

#### Savannah State (1-0)

1988-89	W	107-98 (h)
---------	---	------------

#### Sehring A.C. (1-0)

1927-28	W	36-23
---------	---	-------

#### Sehring Firemen (1-0)

1930-31	W	38-35
---------	---	-------

#### Seton Hall (1-2)

1956-57	L	80-92
1969-70	L	90-93
1970-71	W	89-81

#### 7th Naval District (0-1)

1945-46	L	19-53
---------	---	-------

#### Shenandoah Presbyterian (1-0)

1940-41	W	50-36
---------	---	-------

#### South Carolina (5-2)

1948-49	W	59-40
1948-49	W	65-64
1949-50	W	64-54
1949-50	W	57-56
1954-55	L	77-83
1959-60	(OT) W	107-106
1987-88	L	63-76 (h)

#### South Florida (5-1)

1987-88	W	80-75 (h)
1987-88	W	92-71 (a)
1988-89	(2OT) W	106-104 (h)
1988-89	W	85-78 (h)
1989-90	L	77-93 (a)
1989-90	W	81-73 (h)

#### Spring Hill College (0-2)

1955-56	L	71-79
1956-57	L	75-84

#### Stanford (1-1)

1986-87	W	71-58 (n)
1988-89	L	59-93 (a)

#### Stetson (40-33)

1927-28	W	33-25 (h)
1927-28	L	26-32 (a)
1928-29	W	35-13 (h)
1928-29	L	13-20 (a)
1930-31	L	16-36 (h)
1930-31	L	15-37 (a)
1939-40	L	29-33 (h)
1939-40	L	27-39 (h)
1939-40	L	42-48 (a)
1939-40	L	37-46 (a)
1940-41	L	29-46 (h)
1940-41	L	41-51 (h)
1940-41	L	40-45 (a)
1940-41	W	40-35 (a)
1941-42	L	42-47 (a)
1941-42	L	34-42 (a)
1941-42	L	37-44 (h)
1941-42	W	46-36 (h)
1946-47	L	46-53 (h)
1946-47	W	74-50 (h)
1946-47	W	54-41 (a)
1946-47	W	44-38 (a)
1947-48	L	46-49 (a)
1947-48	W	59-39 (a)
1947-48	L	36-41 (h)
1948-49	W	53-42 (h)
1948-49	W	81-46 (a)
1948-49	W	70-58 (a)
1949-50	W	68-58 (h)
1949-50	W	88-61 (a)
1949-50	W	82-63 (a)
1950-51	W	82-55 (h)
1950-51	W	78-66 (a)
1951-52	W	88-57 (h)
1951-52	W	80-74 (a)
1952-53	W	71-70 (h)
1952-53	L	77-80 (a)
1953-54	L	63-85 (h)
1953-54	L	56-108 (a)

1954-55	L	85-80 (a)
1954-55	W	79-77 (h)
1955-56	W	85-79 (h)
1955-56	L	84-91 (a)
1956-57	W	89-91 (h)
1956-57	L	93-95 (a)
1957-58	W	103-80 (h)
1957-58	W	92-85 (a)
1958-59	L	97-110 (a)
1958-59	W	99-81 (h)
1959-60	W	94-86 (a)
1959-60	L	72-73 (h)
1960-61	L	68-76 (a)
1960-61	W	91-84 (h)
1961-62	W	79-70 (a)
1961-62	W	86-78 (h)
1962-63	L	64-66 (a)
1962-63	W	75-60 (h)
1963-64	W	81-75 (a)
1963-64	W	87-70 (h)
1964-65	W	86-84 (a)
1964-65	W	95-84 (h)
1965-66	W	89-78 (a)
1965-66	W	86-77 (h)
1966-67	L	53-56 (a)
1966-67	W	95-84 (h)
1967-68	W	72-67 (a)
1967-68	W	88-71 (h)
1968-69	W	98-90 (a)
1968-69	L	83-87 (h)
1969-70	L	88-116 (a)
1969-70	L	86-95 (h)
1970-71	L	74-90 (a)
1970-71	L	76-91 (h)

#### Syracuse (0-1)

1963-64	(OT) L	85-86
---------	--------	-------

#### Tampa (44-10)

1939-40	W	39-31 (a)
1941-42	W	38-34 (h)
1941-42	W	52-38 (h)
1945-46	W	44-23 (a)
1946-47	W	53-27 (h)
1946-47	W	52-34 (h)
1946-47	W	53-25 (a)
1946-47	W	82-36 (a)
1947-48	L	35-47 (h)
1947-48	W	58-46 (h)
1947-48	W	60-55 (a)
1947-48	W	86-67 (a)
1948-49	W	74-57 (h)
1948-49	L	58-81 (a)
1949-50	W	76-61 (h)
1949-50	L	55-67 (a)
1950-51	L	75-77 (h)
1950-51	L	74-94 (a)
1951-52	W	87-61 (h)
1951-52	W	87-78 (a)
1952-53	L	65-72 (h)
1952-53	L	84-86 (a)
1953-54	W	69-65 (a)
1953-54	W	67-59 (h)
1954-55	W	103-76 (h)
1954-55	W	105-89 (a)
1955-56	W	96-59 (h)
1955-56	W	94-74 (a)
1956-57	W	97-84 (h)
1956-57	W	78-77 (a)
1957-58	W	69-67 (h)
1957-58	W	90-84 (a)
1958-59	W	113-71 (h)
1958-59	W	86-84 (a)
1959-60	W	98-65 (h)
1959-60	W	74-73 (a)
1960-61	W	93-64 (h)

1960-61	W	108-99 (a)
1961-62	L	95-113 (a)
1961-62	W	96-81 (h)
1962-63	W	78-76 (a)
1962-63	W	112-91 (h)
1963-64	W	101-95 (h)
1963-64	W	134-104 (a)
1964-65	W	136-119 (a)
1964-65	W	141-110 (h)
1965-66	W	120-91 (h)
1965-66	W	83-71 (a)
1966-67	W	72-63 (a)
1966-67	W	97-86 (h)
1967-68	W	104-103 (h)
1967-68	L	76-78 (a)
1968-69	L	61-62 (a)
1968-69	L	95-79 (h)

#### Teacher College of Conn. (1-0)

1950-51	W	60-48
---------	---	-------

#### Temple (0-1)

1961-62	L	67-85
---------	---	-------

#### Tennessee (0-1)

1954-55	L	80-89
---------	---	-------

#### Tennessee Tech (2-0)

1946-47	W	55-51
1988-89	W	111-101 (h)

#### Texas (1-1)

1987-88	W	85-56 (h)
1988-89	L	104-123 (a)

#### Texas A&M (1-0)

1956-57	W	86-80
---------	---	-------

#### Texas Christian (0-1)

1957-58	L	59-82
---------	---	-------

#### Texas Tech (1-0)

1952-53	W	79-64
---------	---	-------

#### Toledo (1-0)

1956-57	W	68-67
---------	---	-------

#### Toronto (1-0)

1958-59	W	97-75
---------	---	-------

#### Towson State (1-0)

1985-86	W	71-66 (h)
---------	---	-----------

#### Tulane (4-4)

1946-47	L	39-60
1955-56	W	86-75
1958-59	W	94-72
1967-68	L	88-99
1968-69	L	79-90
1969-70	L	90-105
1970-71	W	74-71
1989-90	W	93-60

#### Tulsa (1-0)

1961-62	W	83-66
---------	---	-------

#### Turners Sport Shop (2-2)

1928-29	W	43-23
1928-29	W	36-17
1928-29	L	27-36
1930-31	L	24-33

#### UCLA (0-3)

1969-70	L	69-127
1985-86	L	64-109 (a)
1988-89	L	66-91 (h)

Utah (1-0)		
1965-66	W	88-87

#### Valparaiso (0-1)

1956-57	L	76-81
---------	---	-------

#### Virginia (2-0)

1965-66	W	80-75
1966-67	W	80-78

#### Virginia Commonwealth (1-1)

1987-88	W	96-93 (a)
1988-89	L	77-87 (h)

#### Volks A.C. (0-1)

1927-28	L	26-42
---------	---	-------

#### Wake Forest (0-1)

1939-40	L	17-46
---------	---	-------

#### Washington (0-3)

1967-68	L	54-96
1967-68	L	80-81
1989-90	L	67-83

#### Washington & Lee (1-0)

1954-55	W	80-75
---------	---	-------

#### West Virginia (0-1)

# YEAR-BY-YEAR RESULTS

## 1926-27

### ART WEBB, Coach

(Freshman Team)

45	Rollins	20
55	YMCA	11
45	St. Petersburg	23
23	Havana	28
49	Oglethorpe	26
38	Stetson	18
54	Florida Southern	24
39	Florida	20
348		170
Won 7, Lost 1		

## 1927-28

### ART WEBB, Coach

52	Rollins	15
33	Stetson	25
21	at Rollins	32
26	at Stetson	32
26	at Florida Southern	40
38	Havana	14
26	Volks AC	42
40	at Florida	39
36	at Sebring AC	23
38	Florida Southern	18
62	MI. Beach Canoe Club	9
406		310
Won 8, Lost 4		

## 1928-29

### TOM McCANN, Coach

34	Rollins	15
22	Havana	26
11	Ponce de Leon	12
66	MIAMI Beach	18
35	Stetson	13
49	Agoga	19
34	at Rollins	13
15	at Florida Southern	39
13	at Stetson	20
68	Church League All Stars	23
43	Turner's Sports Shop	17
36	Turner's Sports Shop	17
36	Florida Southern	29
25	Junior C. of C.	24
63	Agoga	33
23	Junior C. of C.	28
42	Redland	11
28	City Hall	20
27	Turner's Sports Shop	36
670		419
Won 13, Lost 6		

## 1930-31

### ART WEBB, Coach

24	Turner's Sports Shop	33
22	Rollins	32
41	Rollins	39
27	Florida Southern	24
16	Stetson	36
38	at Sebring Fireman	35
15	at Stetson	37
21	at Florida Southern	40
26	at Rollins	29
22	at Rollins	26
252		331
Won 3, Lost 7		

## 1931-32

### TOM McCANN, Coach

Team played independent teams and junior colleges.  
Won 17, Lost 1 and won South Florida AAU title.

## 1933-34

### HART MORRIS, Coach

38	Havana	34
46	Havana	40
48	Rollins	29
45	Rollins	49
52	at Rollins	39
28	at Rollins	42
37	at Mercer	56
19	at Georgia	41
24	Jewish Prog. AA, Atlanta	39
35	at Albany, Ga. Blues	53
372		422
Won 4, Lost 6		

## 1934-40

### HART MORRIS, Coach

29	Stetson	33
27	Stetson	39
50	Rollins	51
25	Rollins	38
35	at North Carolina State	46
17	at Wake Forest	46
30	at Elon	58
23	at Florida	36
26	at Florida	53
39	at Tampa	31
43	at Florida Southern	42
49	at Rollins	56
50	at Rollins	49
43	at Stetson	46
37	at Stetson	46
37	at Florida Southern	30
30	*Eastern Air Lines	25
41	*Boynton	29
42	*PI Chi	29
43	*Freshmen	39
716		824
Won 8, Lost 12		
*Gold Ball Tournament		

## 1940-41

### HART MORRIS, Coach

29	Stetson	46
41	Stetson	51
48	YMHA	39
55	Rollins	29
57	Rollins	41
57	at Florida Southern	43
44	at Rollins	35
40	at Stetson	45
40	at Stetson	35
41	Florida Southern	33
38	Florida Southern	50
35	Florida	38
50	Florida	62
45	*PI Chi	27
50	*Shenandoah Presby.	36
37	*Freshmen	34
707		654
Won 10, Lost 6		
*Gold Ball Tournament		

## 1941-42

### HART MORRIS, Coach

33	Marshall	37
44	Jacksonville Navy	18
41	Florida Southern	21
41	Florida Southern	25
52	Alumni	32
31	at Florida	47
34	at Florida	37
41	at Florida Southern	34
42	at Stetson	47
34	at Stetson	42
38	Tampa	34
52	Tampa	38

25	at Jacksonville Navy	46
37	at Jacksonville Navy	44
46	Stetson	36
628		570
Won 9, Lost 7		

## 1945-46

### W.H. STEERS, Coach

46	Coast Guard	45
43	Navy Rec. Barracks	46
19	7th Navy District	53
40	Boca Raton AAF	48
46	Mediterranean A.S.	41
45	Florida Southern	40
53	Florida Southern	47
44	at Tampa	23
54	at McDill Field	50
46	at Florida Southern	43
560		568
Won 8, Lost 5		

## 1946-47

### HART MORRIS, Coach

38	Florida Southern	25
37	Florida Southern	41
36	Florida	33
39	Florida	35
28	at Florida	42
28	at Florida	61
53	Tampa	27
52	Tampa	34
44	at Miami (Ohio)	60
61	at Morehead	56
39	Tulane	60
46	Stetson	53
74	Stetson	50
61	at Boca Raton AAF	43
53	at Tampa	25
82	at Tampa	36
57	Cincinnati	54
55	at Florida Southern	43
61	at Florida Southern	43
69	Pensacola NAS	50
64	Pensacola NAS	36
54	at Stetson	41
44	at Stetson	38
68	Banana River AF	48
56	*City College Charleston	52
55	*Tennessee Tech	51
46	*Western Kentucky	55
1400		1192
Won 20, Lost 9		
*SIAA Tournament		

## 1947-48

### HART MORRIS, Coach

35	Tampa	47
35	Tampa	46
67	Florida	50
55	Florida	58
43	Pittsburgh	40
46	Pennsylvania	53
46	at Stetson	49
59	at Stetson	39
67	at McDill	48
60	at Tampa	55
86	at Tampa	67
50	at Florida Southern	59
52	at Florida Southern	43
36	Stetson	41
50	at Florida	72
52	at Florida	49
76	Florida Southern	44
59	Florida Southern	42
997		902
Won 11, Lost 7		

## 1948-49

### HART MORRIS, Coach

73	Checker Cab	33
69	Muffets	51
61	YMHA	46
59	South Carolina	40
65	South Carolina	64
58	Pittsburgh	52
48	Pittsburgh	80
37	Princeton	35
55	Princeton	62
73	U of Havana	57
86	U of Havana	53
75	Florida	65
44	Florida	42
45	Western Kentucky	78
47	Western Kentucky	63
42	Maryland	43
58	Maryland	48
53	Stetson	42
68	at Florida Southern	47
68	at Florida Southern	57
81	at Stetson	46
70	at Stetson	58
74	Tampa	57
56	at Florida	90
60	at Florida	50
58	at Tampa	81
73	*Eastern Illinois	89
1633		1515
Won 19, Lost 8		
*NAIB Tournament		

## 1949-50

### HART MORRIS, Coach

78	Muffets	37
53	Florida	60
64	South Carolina	54
57	South Carolina	56
82	Mississippi	67
55	Mississippi	43
64	Pennsylvania	62
53	Pennsylvania	51
76	Tampa	61
65	Stetson	58
53	North Carolina	55
51	North Carolina	66
69	Florida Southern	59
59	Florida Southern	49
55	at Tampa	67
61	Western Kentucky	65
61	Western Kentucky	78
55	at Tampa	67
88	at Stetson	61
82	at Stetson	63
70	Rollins	54
57	at Western Kentucky	79
47	at Western Kentucky	83
46	at Florida	66
1446		1393
Won 14, Lost 9		

## 1950-51

### HART MORRIS, Coach

58	at Rollins	59
64	at Florida Southern	61
68	Louisiana State	62
60	Teachers Coll. of Conn.	48
80	Florida State	61
61	Dartmouth	52
62	Yale University	78
60	Louisville	73
79	Rollins	54
75	Tampa	77
47	Western Kentucky	89
56	at Pittsburgh	81
47	at St. Joseph	58
82	Stetson	55
64	Western Kentucky	68
71	Florida	78
84	LaSalle	95
77	LaSalle (OT)	75

79	Florida State	65
61	at Florida	71
78	at Stetson	66
74	at Tampa	94
1487		1520
Won 10, Lost 12		

## 1951-52

### HART MORRIS, Coach

90	Boca Chica	53
85	Key West Navy	55
68	Culver-Stockton	54
63	at Rollins	78
65	at Florida	69
70	Nebraska	60
68	Yale	70
64	Pennsylvania	89
53	Furman	55
106	Florida Southern	43
93	Florida State	56
88	Stetson	57
87	Tampa	61
74	Western Kentucky	102
67	Bowling Green	78
58	at Florida Southern	41
58	at Stetson	74
76	at Florida State	63
98	Rollins	61
76	Florida	68
87	at Tampa	78
79	*Florida State	73
1687		1438
Won 14, Lost 8		
*NAIB District Tournament at DeLand		

## 1952-53

### DAVE WIKI, Coach

83	Florida Southern	60
70	Miami Beach All-Stars	45
54	at Loyola South	71
58	at Louisiana State	86
75	Florida	73
79	Texas Tech	64
59	Columbia	65
74	Louisville	84
55	Georgia Tech	60
93	Florida State	65
71	Stetson	70
65	Tampa	72
56	Western Kentucky	98
65	Murray State	69
56	at Florida	78
77	at Stetson	80
68	at Rollins	60
95	Rollins	69
84	at Tampa	86
75	at Florida State	81
64	at Eglin Field	66
1503		1502
Won 9, Lost 12		

## 1953-54

### DAVE WIKI, Coach

85	Florida	75
88	Rio Grande	98
81	Ohio State	106
54	Pennsylvania	67
48	Brandeis	68
78	Florida State	61
52	at Florida	75
63	Stetson	85
57	Maryland	63
71	at Rollins	85
69	at Florida State	76
56	at Stetson	108
69	at Tampa	65
77	at Florida Southern (2OT)	70
1015		1161
Won 5, Lost 10		

## 1954-55

### BRUCE HALE, Coach

58	Florida Southern	44
61	Florida	70
80	*Tennessee	89
80	*Washington and Lee	75
66	at Florida State	71
67	New York U.	74
74	Furman	91
93	Rollins	76
73	Miami (Ohio)	75
68	at Florida	80
103	Tampa	76
84	Georgetown	81
77	South Carolina	83
72	Pittsburgh	78
89	at Rollins	69
55	at Stetson	89
85	at Florida Southern	71
105	Tampa	89
79	Stetson	77



93	at Stetson	95	78	at Jacksonville (OT)	70
93	at Rollins	86	70	at Florida	65
85	at Florida Southern	95	93	at Florida State	91
78	at Tampa	77	79	Houston	88
85	Mississippi Southern	78	97	Oklahoma City	84
98	Florida State	82	90	at Rollins	79
2029		2167	74	at Tampa	73
Won 13, Lost 13			94	at Stetson	86
*-Orange Bowl Classic			88	at Florida Southern	71
			104	Kentucky Wesleyan	95
			107	Florida State	89
			84	Western Kentucky	107

# 1957-58

## BRUCE HALE, Coach

89	Jacksonville	87
69	Tampa	67
62	Loyola South	76
73	At LSU	65
64	*Mississippi State	66
59	*Texas Christian	82
96	at Kentucky Wesleyan	78
64	Florida	73
103	Stetson	80
90	Rollins	71
70	at Florida	75
72	Jacksonville	86
70	at Florida State	71
89	Loyola South	82
68	at Rollins	72
90	at Tampa	84
84	at Florida Southern	58
86	Florida State	66
1741		1641
Won 14, Lost 8		
*-Montgomery Classic		

# 1958-59

## BRUCE HALE, Coach

104	Rollins	87
113	Tampa	71
107	Florida Southern	80
65	*Pittsburgh	69
61	*Clemson	66
92	Florida	82
85	Florida State	79
77	at The Citadel	93
94	*Tulane	72
87	*Miami (Ohio) (OT)	89
97	Toronto	55
70	at Florida	85
64	at Jacksonville	62
69	at Florida State	93
69	Kentucky Wesleyan	64
109	Western Kentucky	95
79	at Florida Southern	76
86	at Tampa	84
97	at Stetson	110
84	at Rollins	81
95	Jacksonville	93
93	Loyola os South	84
99	Stetson	81
102	Morehead State	85
92	Florida State	85
2190		2029
Won 18, Lost 7		
*-Hurricane Classic		
*-Steel Bowl Classic		
@-The Citadel Invitational		

# 1959-60

## BRUCE HALE, Coach

110	Rollins	86
106	Jacksonville	98
98	Tampa	65
72	at Houston	63
77	at Centenary	84
86	at Loyola	70
92	Murray State	80
79	Florida	77
83	at Miami (Ohio)	78
110	*Brigham Young	93
87	*Xavier	69
107	South Carolina (OT)	106
69	at Iowa	67

# 1962-63

## BRUCE HALE, Coach

91	Florida (OT)	87
72	at Boston College	69
88	at Rhode Island	80
82	at Providence	75
116	Florida Southern	93
71	Duke	69
94	*Cornell	85
86	*Pittsburgh	85
67	at St. Johns	59
76	at LaSalle	78
103	at Jacksonville	91
86	at Florida	77
74	at Florida State (OT)	77
99	St. Peters	75
71	Houston	70
78	at Tampa	76
120	at Rollins	72
64	at Stetson	66
99	at Florida Southern	83
112	Louisville	84
114	Rollins	75
77	Loyola (New Orleans)	84
112	Tampa	91
99	Florida State	70
75	Stetson	60
71	*St. Francis (Brooklyn)	70
96	*Providence	106
2509		2201
*-Hurricane Classic		
*-National Invitational Tournament		

# 1963-64

## BRUCE HALE, Coach

101	Tampa	95
95	Florida	79
77	at Santa Clara	86
101	at St. Mary's (CAL)	86
81	at Nevada (OT)	78
95	San Francisco	83
108	Rollins	90
79	*Army	71
85	*Syracuse (OT)	86
105	Rhode Island	88
97	at Jacksonville	92
91	at Florida	114
78	at Florida State	80
78	Memphis State	69
121	LaSalle	99
127	at Rollins	85
134	at Tampa	104
81	at Stetson	75
85	at Florida Southern	78
117	Jacksonville	92
94	Crelghton	124
83	at Houston	93
97	at Loyola South (OT)	90
120	Florida Southern	79
87	Stetson	70
82	Florida State	80
76	*St. Joseph	86
2575		2352
Won 20, Lost 7		
*-Hurricane Classic		
*-National Invitational Tournament		

# 1964-65

## BRUCE HALE, Coach

136	at Tampa	119
99	*Duquesne	95
85	*Pittsburgh	71
86	at LaSalle	90
74	at Niagara	67
77	St. John's	79
89	St. Mary's	77
67	Florida	58
86	*Yale	71
80	*Maryland	73
86	at Jacksonville	82
86	at Florida State	67
124	Florida Southern	93

127	Jacksonville	99
69	at Florida	86
128	at Rollins	92
115	Oklahoma City	92
100	Miami (Ohio)	85
86	at Stetson	84
94	at Florida Southern	82
141	Tampa	110
115	Loyola	104
95	Stetson	86
103	Houston	84
148	Rollins	91
82	Florida State	76
2558		2190
Won 22, Lost 4		
*-Hurricane Classic		
*-Steel Bowl		

# 1965-66

## BRUCE HALE, Coach

120	Tampa	91
66	Florida	77
74	at Santa Clara	78
89	at San Francisco	105
79	at Nevada	89
105	Ohio University	100
81	*Boston University	60
84	*Louisville (OT)	85
88	Utah University	87
62	at Florida State	78
69	at Jacksonville	71
66	at Florida	111
89	Florida Southern	66
89	at Stetson	78
101	at Florida Southern	80
83	at Tampa	71
88	William and Mary	66
91	Crelghton	81
80	Virginia	75
117	Jacksonville	104
72	at Memphis State	86
96	at Houston	111
76	at Loyola South	89
86	Stetson	77
112	Florida State	90
108	LaSalle	102
2271		2208
Won 15, Lost 11		
*-Hurricane Classic		

# 1966-67

## BRUCE HALE, Coach

72	at Tampa	63
88	Florida	113
82	at LaSalle	99
86	at Mount St. Mary's	83
80	at Virginia	78
64	*Clemson	73
87	*Auburn	73
82	*Pennsylvania	78
89	*Western Kentucky	94
75	at Jacksonville	70
60	at Florida State	61
111	Oklahoma City	109
106	Jacksonville	86
97	Tampa	86
102	Florida Southern	73
53	at Stetson	56
55	at Florida Southern	49
88	Memphis State	63
57	at Florida	73
68	Loyola	66
95	Stetson	84
86	Houston	105
79	Dayton	80
70	at St. John's	97
64	at Georgia Tech	90
110	Florida State	90
2126		2091
Won 15, Lost 11		
*-Hurricane Classic		
*-Volunteer Classic		

# 1967-68

## RON GODFREY, Coach

54	at Washington	96
80	at Washington	81
77	at St. Mary's	70
102	at Hawaii	83
76	at Hawaii	110
104	Tampa	103
93	Eastern Kentucky	87
72	Brown	71
100	*Dartmouth	81
102	*New York University	91
84	LaSalle	92
100	Pittsburgh	84
76	at Tampa	78
93	at Florida State	122
72	at Jacksonville	67
76	Jacksonville	75
72	at Stetson	67
94	at Florida Southern	76
93	Maryland	73
60	at Dayton	98
88	at Tulane	99
108	Florida A&M	98
44	at Memphis State	67
64	at Houston	106
84	at Loyola	86
88	Stetson	71
106	Crelghton	93
96	Florida State	84
2368		2419
Won 17, Lost 11		
*-Hurricane Classic		

# 1968-69

## RON GODFREY, Coach

84	*Florida State	111
62	*Florida	111
71	at LaSalle	96
72	at Alabama	85
77	+ Yale	71
92	+Maryland	85
72	*Pittsburgh	70
76	*Illinois	86
90	Bucknell	84
61	at Tampa	62
81	at Florida State	86
94	at Jacksonville	87
79	Tulane	90
87	at Florida Southern	83
98	at Stetson	90
84	Hawaii	82
92	Morehead State (OT)	91
83	Stetson	87
94	Florida A&M	91
89	Loyola (South)	80
95	Tampa	79
74	Miami (Ohio)	68
95	Jacksonville	86
86	Florida State (OT)	89
1985		2048
Won 14, Lost 10		
*-Hurricane Classic		
*-Sunshine State Classic		
+Marshall Tournament		

# 1969-70

## RON GODFREY, Coach

81	Oregon State	86
62	Biscayne	60
85	*Pittsburgh	67
88	*Duquesne	94
69	at UCLA	127
90	at Pepperdine (OT)	93
91	St. Mary's	84
74	*Seton Hall	76
90	*Ohio University	99
93	Bucknell	88
105	Rhode Island	95
63	at Florida State	114
87	at Jacksonville	121
94	Centenary	78

103	at Florida Southern	92
88	at Stetson	116
90	at Tulane	105
84	at Loyola	98
178	Florida A&M	111
86	at Centenary	107
98	at Houston	118
103	LaSalle	96
86	Stetson	95
90	Oklahoma City	91
96	Florida State	112
97	Jacksonville	108
2290		2521
Won 9, Lost 17		
*-Hurricane Classic		
*-Steel Bowl		

# 1970-71

## RON GODFREY, Coach

74	Lehigh	67
77	at LaSalle	97
77	at Dayton	91
58	*Nebraska	85
91	*Oklahoma City (OT)	94
83	Fordham	85
77	at Maryland	111
86	Oklahoma City	87
71	Seton Hall	81
106	at Florida State	114
82	at Jacksonville	124
78	Lafayette	75
74	Tulane	71
75	at Oklahoma City	88
84	at Crelghton	104
95	at Florida Southern (OT)	96
74	at Stetson	90
75	Morehead State	76
88	Loyola	107
76	Stetson	91
81	at George Washington	83
82	at American University	93
93	Houston	99
89	Marshall	88
100	Florida State	94
75	Jacksonville	94
2143		2373
Won 7, Lost 19		
*-Husker Classic at Lincoln		

# 1985-86

## BILL FOSTER, Coach

85	The Citadel	77
82	*Georgia State	72
81	*Georgia	78
66	at Wisconsin	88
67	at Wisconsin-Green Bay	63
64	Florida	81
81	Rider	58
64	at UCLA	109
61	*Brown	62
79	*Manhattan	61
47	Fairfield	56
70	Hofstra	63
57	at New Orleans	64
71	Towson State	66
74	Arizona (OT)	81
83	Florida State	75
71	Baptist	60
53	at Florida	75
102	@Brooklyn College	93
72	at Florida State	90
68	at Dayton	79
77	Maryland-Eastern Shore	55
75	New Orleans	85
82	at Duke	104
76	Notre Dame	126
99	American	64
88	Hartford	62
95	at Marquette	84
2006		2131
Won 14, Lost 14		
*-AMI CLASSIC		

#-Orange Bowl-Budweiser Tournament  
@-at West Palm Beach Auditorium

# 1986-87

BILL	FOSTER, Coach	
64	*Central Florida	54
61	*Penn State	74
77	at North Carolina	122
54	Wisconsin	65
55	Winthrop	63
86	Dartmouth	88
67	Duke	74
78	*Yale (OT)	75
71	*Stanford	58
45	Wisconsin-Green Bay	62
85	St. Francis (PA)	82
74	+PR-Bayamon	54
111	+PR-Rio Piedras	64
66	+Radford	62
88	Maryland-Eastern Shore	66
47	at Kansas	82
88	Providence	92
91	Marquette (OT)	89
78	at New Mexico	87
83	at San Diego State (OT)	82
63	Florida State	57
62	Navy	78
70	@at Fairleigh Dickinson	73
78	Dayton	92
97	Armstrong State	47
102	Florida International	81
60	at Florida	99
84	at Florida State	108
115	Chopin State	76
49	Notre Dame	65
83	Brooklyn College	64
2332		2335

Won 15, Lost 16

\*-AMI Classic

#-Palm Beach Hurricane Classic

+Puerto Rico Tournament

@-at Meadowlands

# 1987-88

BILL	FOSTER, Coach	
76	*Michigan	109
84	*Duquesne	73
77	*Alaska-Anchorage	78
96	-Colgate	68
63	-South Carolina	76
71	St. Thomas	47
85	Texas	56
110	Alabama State	107
104	*American U.	70
82	*Purdue	110
78	Georgetown	82
81	Fairleigh Dickinson	68
69	at Duke	107
62	Winthrop	60
75	Md.-Baltimore Co.	56
51	at Marquette	65
64	Coppin State	54
80	South Florida	75
83	at Providence	77
79	*Marist (OT)	76
62	Monmouth (OT)	64
49	San Diego State	56
86	at Brigham Young	99
73	Florida	83
62	Marist	73
96	at Va. Commonwealth	93
82	DePaul	101
92	at South Florida	71
100	Central Florida	80
89	at Dayton	90
92	Florida International	76
2400		2453

Won 17, Lost 14

\*-Great Alaska Shootout

-City of Miami Classic

#-Eastern Airlines Palm Beach Classic

\$-at Madison Square Garden

# 1988-89

BILL	FOSTER, Coach	
108	Maryland-Eastern Shore	80
108	Oral Roberts	103
66	UCLA	91
88	Bethune-Cookman	72
102	Duke	117
102	Long Island	66
81	at Florida	101
71	*St. Louis	86
83	*Eastern Illinois	68
77	*Old Dominion	76
102	*Pennsylvania	69
81	*Wichita State	59
99	at Rutgers (OT)	94
79	at Georgetown	112
77	Virginia Commonwealth	87
87	Kansas	86
59	at Stanford	93
91	Providence	106
106	Marquette	90
93	New Mexico	110
107	Brigham Young	86
106	South Florida (2OT)	104
111	Tennessee Tech	101
79	at DePaul	87
79	@ Florida Atlantic	74
85	at South Florida	78
104	at Texas	123
92	at Oral Roberts	99
90	Davidson	78
107	Savannah State	98
89	Florida International	82
2809		2778

Won 19, Lost 12

\*-Chaminade Christmas Classic

#-Eastern Airlines Palm Beach Classic


@-at West Palm Beach Auditorium

# 1989-90

BILL	FOSTER, Coach	
91	Maryland Baltimore Co.	74
77	Baptist	67
87	Dayton	82
81	Alabama State	98
53	at Arizona	83
59	*Lehigh	83
60	*Boston College	69
101	at George Mason (OT)	91
77	at South Florida	93
73	Kansas	100
61	Brooklyn College	61
94	at Washington	83
67	Florida State (2OT)	97
58	Arizona State	62
60	at Notre Dame	107
48	at DePaul	76
53	Mercer	47
74	at North Carolina	87
72	at Davidson	64
49	DePaul	66
62	Central Connecticut St.	40
73	at Florida State	92
62	Florida	59
67	at Providence	101
81	South Florida	73
58	Hartford	62
93	Tulane	60
83	Florida International	55
2014		2132

Won 13, Lost 15

#-Eastern Airlines Palm Beach Classic



Doug Elliott

# MIAMI'S RECORD AGAINST ALL FOES

OPPONENT	W-L	FIRST MEETING	LAST MEETING
Agoga	2-0	1928-29	1928-29
Akron	0-1	1956-57	1956-57
Alabama	0-1	1968-69	1968-69
Alabama State	1-1	1967-68	1967-68
Alaska-Anchorage	0-1	1987-88	1987-88
Albany Ga. Blues	0-1	1989-90	1989-90
Alumni	1-0	1941-42	1941-42
American University	2-1	1970-71	1970-71
Armstrong State	1-0	1986-87	1986-87
Arizona	0-2	1985-86	1985-86
Arizona State	0-1	1989-90	1989-90
Auburn	3-0	1957-58	1963-64
Banana River A.F.	1-0	1966-67	1966-67
Baptist	2-0	1985-86	1985-86
Bethune-Cookman	1-0	1988-89	1988-89
Boca Chica	1-0	1951-52	1951-52
Boca Raton AAF	1-2	1945-46	1945-46
Boston College	1-1	1962-63	1962-63
Boston University	1-0	1965-66	1965-66
Bowling Green	0-1	1951-52	1951-52
Boytown	1-0	1939-40	1939-40
Bradley	1-0	1955-56	1955-56
Brandeis	0-1	1953-54	1953-54
Brigham Young	2-2	1959-60	1959-60
Brooklyn College	3-0	1985-86	1985-86
Brown University	1-1	1967-68	1967-68
Bucknell	2-0	1968-69	1968-69
Centenary	2-2	1959-60	1959-60
Cent. Connecticut St.	1-0	1989-90	1989-90
Central Florida	2-0	1986-87	1986-87
Checker Cab	1-0	1948-49	1948-49
Church League Stars	1-0	1928-29	1928-29
The Citadel	1-1	1958-59	1958-59
Cincinnati	1-0	1947-47	1946-47
City Coll. Charleston	1-0	1946-47	1946-47
City Hall	1-0	1928-29	1928-29
Clemson	0-3	1955-56	1955-56
Coast Guard	2-0	1945-46	1945-46
Colgate	1-0	1987-88	1987-88
Colorado	0-1	1956-57	1956-57
Columbia University	0-1	1952-53	1952-53
Coppin State	2-0	1986-87	1986-87
Connecticut	0-1	1956-57	1956-57
Cornell	1-0	1962-63	1962-63
Crelighton	2-2	1963-64	1970-71
Culver-Stockton	1-0	1951-52	1951-52
*Dartmouth	2-1	1950-51	1986-87
*Davidson	2-0	1988-89	1988-89
Dayton	1-7	1956-57	1989-90
*DePaul	0-4	1987-88	1989-90
Duke	1-4	1962-63	1988-89
Duquesne	2-1	1964-65	1987-88
Eastern Airlines	1-0	1939-40	1939-40
Eastern Illinois	1-1	1948-49	1988-89
Eastern Kentucky	1-0	1967-68	1967-68
Eglin Field	0-1	1952-53	1952-53
Elon	0-1	1939-40	1939-40
Fairfield	0-1	1985-86	1985-86
Fairleigh Dickinson	1-1	1986-87	1987-88
*Florida	21-41	1927-28	1989-90
Florida A&M	3-0	1967-68	1969-70
Florida Atlantic	1-0	1988-89	1988-89
*Florida International	4-0	1986-87	1989-90
Florida Southern	56-8	1927-28	1970-71
Florida State	25-26	1950-51	1989-90
Fordham	0-1	1970-71	1970-71
Fl. Lauderdale NAS	0-1	1945-46	1945-46
Furman	0-2	1951-52	1954-55
Georgetown	1-2	1954-55	1988-89
*George Mason	1-0	1989-90	1989-90
George Washington	0-1	1970-71	1970-71
*Georgia	1-1	1938-39	1985-86
Georgia State	1-0	1985-86	1985-86
Georgia Tech	1-1	1952-53	1966-67
Hartford	1-1	1985-86	1989-90
Havana	5-1	1927-28	1948-49
Hawaii	2-1	1967-68	1968-69
Hofstra	1-0	1985-86	1985-86
Holy Cross	1-0	1960-61	1960-61
Houston	5-9	1955-56	1970-71
Illinois	0-1	1968-69	1968-69
Iona	1-0	1959-60	1959-60
Jacksonville Navy	1-1	1941-42	1941-42
Jacksonville Univ.	22-6	1957-58	1970-71
Jewish Prog. AA-Atl.	0-1	1938-39	1938-39
Junior C. of C.	1-1	1928-29	1928-29
*Kansas	1-2	1986-87	1989-90
Kentucky	0-1	1956-57	1956-57
Kentucky Wesleyan	4-1	1955-56	1959-60

OPPONENT	W-L	FIRST MEETING	LAST MEETING
* Key West Navy	1-0	1951-52	1951-52
* Lafayette	1-0	1970-71	1970-71
LaSalle	4-9	1950-51	1970-71
* Lehigh	1-1	1970-71	1970-71
LSU	2-1	1950-51	1957-58
Long Island	1-0	1988-89	1988-89
Louisville	2-5	1950-51	1965-66
Loyola (N.O.)	9-7	1952-53	1970-71
Manhattan	1-0	1985-86	1985-86
Marist	1-1	1987-88	1987-88
Marquette	2-2	1985-86	1988-89
Marshall	1-1	1941-42	1970-71
Maryland-BC	2-0	1987-88	1989-90
Maryland-ES	3-0	1985-86	1988-89
Maryland	4-4	1948-49	1970-71
McDill Field	2-0	1945-46	1947-48
Mediterranean A.S.	1-0	1945-46	1945-46
Memphis State	2-3	1955-56	1967-68
Mercer	1-1	1938-39	1989-90
Miami Beach	1-0	1928-29	1928-29
Miami Beach All Stars	1-0	1952-53	1952-53
Miami Beach C.C.	2-0	1927-28	1927-28
* Miami (Ohio)	5-3	1946-47	1968-69
Michigan	0-1	1987-88	1987-88
Mississippi	2-0	1949-50	1949-50
Mississippi Coll.	1-0	1955-56	1955-56
Mississippi Southern	1-1	1955-56	1956-57
* Mississippi State	0-1	1957-58	1957-58
Monmouth	0-1	1987-88	1987-88
Morsehead State	4-3	1946-47	1970-71
Mount St. Mary's	1-0	1966-67	1966-67
Muffets	2-0	1948-49	1949-50
Murray State	2-1	1952-53	1961-62
Navy	0-1	1986-87	1986-87
Navy Rec. Barracks	0-1	1945-46	1945-46
Nebraska	1-1	1951-52	1970-71
Nevada	1-1	1963-64	1965-66
New Mexico	0-2	1986-87	1988-89
New Orleans	0-2	1985-86	1985-86
New York University	1-1	1954-55	1967-68
Niagara	1-0	1964-65	1964-65
North Carolina	0-4	1949-50	1989-90
North Carolina State	0-1	1939-40	1939-40
* Notre Dame	0-3	1985-86	1989-90
* Ohio State	0-1	1953-54	1953-54
Ohio University	1-1	1965-66	1969-70
Oklahoma City	5-4	1957-58	1970-71
Old Dominion	1-0	1988-89	1988-89
Oral Roberts	1-1	1988-89	1988-89
Oregon State	0-1	1969-70	1969-70
* Penn State	0-1	1986-87	1986-87
Pennsylvania	4-3	1947-48	1988-89
Pensacola NAS	2-0	1946-47	1946-47
Pepperdine	0-1	1969-70	1969-70
Pi Chi	2-0	1939-40	1940-41
Pittsburgh	7-4	1947-48	1969-70
Ponce de Leon	0-1	1928-29	1928-29
Princeton	1-1	1948-49	1948-49
Providence	2-4	1962-63	1989-90
Purdue	0-1	1987-88	1987-88
Radford	1-0	1986-87	1986-87
Redland	1-0	1928-29	1928-29
Rhode Island	4-0	1961-62	1969-70
Rider	1-0	1985-86	1985-86
Rio Grande	0-1	1953-54	1953-54
Rollins	35-13	1927-28	1964-65
Rutgers	1-0	1988-89	1988-89
St. Francis (Brooklyn)	1-0	1962-63	1962-63
St. Francis (PA)	1-0	1986-87	1986-87
St. John's	1-2	1962-63	1966-67
St. Joseph's (PA)	0-2	1950-51	1963-64
St. Louis	0-2	1960-61	1988-89
St. Mary's (CA)	4-0	1963-64	1969-70
St. Peter's	1-0	1962-63	1962-63
St. Thomas	2-0	1969-70	1987-88
San Diego State	1-1	1986-87	1987-88
San Francisco	2-0	1960-61	1965-66
Santa Clara	0-3	1960-61	1965-66
Savannah State	1-0	1988-89	1988-89
South Carolina	0-1	1987-88	1987-88
South Florida	5-1	1987-88	1989-90
Stanford	1-1	1986-87	1988-89
Texas	1-1	1987-88	1988-89
Tennessee Tech	1-0	1988-89	1988-89
Tulane	4-4	1946-47	1969-90
UCLA	0-3	1969-70	1988-89
V.A. Commonwealth	1-1	1987-88	1988-89
Wichita State	1-0	1988-89	1988-89
Winthrop	1-1	1986-87	1987-88

## NCAA Championships

Teams	Site	Outstanding Player
Oregon 46, Ohio State 33	Evansville, IL	None Selected
Indiana 60, Kansas 42	Kansas City, MO	Marvin Huffman (Indiana)
Wisconsin 39, Washington State 34	Kansas City, MO	John Kotz (Indiana)
Stanford 53, Dartmouth 38	Kansas City, MO	Howie Dallmar (Stanford)
Wyoming 46, Georgetown 34	New York, NY	Ken Sailors (Wyoming)
Utah 42, Dartmouth 40 (ot)	New York, NY	Arnold Ferrin (Utah)
Oklahoma State 49, NYU 45	New York, NY	Bob Kurland (Oklahoma State)
Oklahoma State 43, North Carolina 40	New York, NY	Bob Kurland (Oklahoma State)
Holy Cross 58, Oklahoma 47	New York, NY	George Kaftan (Holy Cross)
Kentucky 58, Baylor 42	New York, NY	Alex Groza (Kentucky)
Kentucky 46, Oklahoma State 36	Seattle, WA	Alex Groza (Kentucky)
CCNY 71, Bradley 68	New York, NY	Irwin Dambrot (CCNY)
Kentucky 68, Kansas State 58	Minneapolis, MN	None Selected
Kansas 80, St. Johns 63	Seattle, WA	Clyde Lovellette (Kansas)
Indiana 69, Kansas 68	Kansas City, MO	B.H. Born (Kansas)
LaSalle 92, Bradley 76	Kansas City, MO	Tom Gola (LaSalle)
USF 77, LaSalle 63	Kansas City, MO	Bill Russell (USF)
USF 83, Iowa 71	Evansville, IL	Hall Lear (Temple)
North Carolina 54, Kansas 53 (3ot)	Kansas City, MO	Wilt Chamberlain (Kansas)
Kentucky 84, Seattle 72	Louisville, KY	Elgin Baylor (Seattle)
Cal 71, West Virginia 70	Louisville, KY	Jerry West (West Virginia)
Ohio State 75, Cal 55	San Francisco, CA	Jerry Lucas (Ohio State)
Cincinnati 70, Ohio State 65 (ot)	Kansas City, MO	Jerry Lucas (Ohio State)
Cincinnati 71, Ohio State 59	Louisville, KY	Paul Hogue (Cincinnati)
Loyola-Chicago 60, Cincinnati 58 (ot)	Louisville, KY	Art Heyman (Duke)
UCLA 98, Duke 83	Kansas City, MO	Walt Hazzard (UCLA)
UCLA 91, Michigan 80	Portland, OR	Bill Bradley (Princeton)
Texas El-Paso 72, Kentucky 65	College Park, MD	Jerry Chambers (Utah)
UCLA 79, Dayton 64	Louisville, KY	Lew Alcindor (UCLA)
UCLA 78, North Carolina 55	Los Angeles, CA	Lew Alcindor (UCLA)
UCLA 92, Purdue 72	Louisville, KY	Lew Alcindor (UCLA)
UCLA 80, Jacksonville 69	College Park, MD	Sidney Wicks (UCLA)
UCLA 68, Villanova 62*	Houston, TX	Howard Porter (Villanova)*
UCLA 81, Florida State 76	Los Angeles, CA	Bill Walton (UCLA)
UCLA 87, Memphis State 66	St. Louis, MO	Bill Walton (UCLA)
North Carolina State 76, Marquette 64	Greensboro, NC	David Thompson (N.C. State)
UCLA 92, Kentucky 85	San Diego, CA	Richard Washington (UCLA)
Indiana 86, Michigan 68	Philadelphia, PA	Kent Benson (Indiana)
Marquette 67, North Carolina 59	Atlanta, GA	Butch Lee (Marquette)
Kentucky 94, Duke 88	St. Louis, MO	Jack Givens (Kentucky)
Michigan State 75, Indiana State 64	Salt Lake City, UT	Earvin Johnson (Michigan State)
Louisville 59, UCLA 54	Indianapolis, IN	Darrell Griffith (Louisville)
Indiana 63, North Carolina 50	Philadelphia, PA	Isiah Thomas (Indiana)
North Carolina 63, Georgetown 62	New Orleans, LA	James Worthy (North Carolina)
North Carolina State 54, Houston 52	Albuquerque, NM	Akeem Olajuwon (Houston)
Georgetown 84, Houston 75	Seattle, WA	Patrick Ewing (Georgetown)
Villanova 66, Georgetown 64	Lexington, KY	Ed Pinckney (Villanova)
Louisville 72, Duke 69	Dallas, TX	Pervis Ellison (Louisville)
Indiana 74, Syracuse 73	New Orleans, LA	Keith Smart (Indiana)
Kansas 83, Oklahoma 79	Kansas City, MO	Danny Manning (Kansas)
Michigan 80, Seton Hall 79 (2ot)	Seattle, WA	Glenn Rice (Michigan)
Nevada-Las Vegas 103, Duke 73	Denver, CO	Anderson Hunt (UNLV)


\* spot vacated because of ineligible athletes

## OTHER FINAL FOUR TEAMS (Listed In Order Of Finish)

Teams	Year	Teams
Oklahoma, Villanova	1967	Houston, North Carolina
Duquesne, USC	1968	Ohio State, Houston
Pittsburgh, Arkansas	1969	Drake, North Carolina
Colorado, Kentucky	1970	New Mexico State, St. Bonaventure
Texas, DePaul	1971	Western Kentucky*, Kansas
Iowa State, Ohio State	1972	North Carolina, Louisville
Arkansas, Ohio State	1973	Indiana, Providence
Ohio State, California	1974	UCLA, Kansas
Texas, CCNY	1975	Louisville, Syracuse
Holy Cross, Kansas State	1976	UCLA, Rutgers
Illinois, Oregon State	1977	Nevada-Las Vegas, North Carolina Charlotte
North Carolina State, Baylor	1978	Arkansas, Notre Dame
Illinois, Oklahoma State	1979	DePaul, Penn
Illinois, Santa Clara	1980	Purdue, Iowa
Washington, LSU	1981	Virginia, LSU
Penn State, Southern Cal	1982	Houston, Louisville
Colorado, Iowa	1983	Georgia, Louisville
Temple, SMU	1984	Kentucky, Virginia
USF, Michigan State	1985	Memphis State, St. John's
Temple, Kansas State	1986	Kansas, LSU
Cincinnati, Louisville	1987	Providence, UNLV
Cincinnati, NYU	1988	Arizona, Duke
St. Joseph's*, Utah	1989	Duke, Illinois
Wake Forest, UCLA	1990	Arkansas, Georgia Tech
Duke, Oregon State		
Michigan, Kansas State		
Princeton, Wichita State		
Duke, Utah		

\* spot vacated because of ineligible athletes  
1939-45 and 1982-90 are considered ties





*Jake Morton scored a career-high 25 points in Miami's 101-97 double overtime win over Florida State.*

## 1990 NCAA TOURNAMENT RESULTS

### WEST

#### First Round

Nevada-Las Vegas 102, Arkansas-L.R. 72  
Ohio State 84, Providence 83 (OT)  
Ball State 54, Oregon State 53  
Louisville 78, Idaho 59  
Loyola Marymount 111, New Mexico St. 92  
Michigan 76, Illinois State 70  
Alabama 71, Colorado State 54  
Arizona 79, South Florida 67

#### Second Round

Nevada-Las Vegas 76, Ohio State 65  
Ball State 62, Louisville 60  
Loyola Marymount 149, Michigan 115  
Alabama 77, Arizona 55

#### Regional Semifinal (Sweet 16)

Nevada-Las Vegas 69, Ball State 67  
Loyola Marymount 62, Alabama 60

#### West Regional Final

Nevada-Las Vegas 131, Loy. Marymount 101

### MIDWEST

#### First Round

Oklahoma 77, Towson State 68  
North Carolina 83, Southwest Missouri St. 70  
Dayton 88, Illinois 86  
Arkansas 68, Princeton 64  
Xavier 87, Kansas State 79  
Georgetown 70, Texas Southern 52  
Texas 100, Georgia 88  
Purdue 75, Northeast Louisiana 63

#### Second Round

North Carolina 79, Oklahoma 77  
Arkansas 86, Dayton 84  
Xavier 74, Georgetown 71  
Texas 74, Purdue 73

#### Regional Semifinal (Sweet 16)

Arkansas 96, North Carolina 73  
Texas 102, Xavier 89

#### Midwest Regional Final

Arkansas 88, Texas 85

### EAST

#### First Round

Connecticut 76, Boston University 52  
California 65, Indiana 63  
Clemson 49, Brigham Young 47  
LaSalle 79, Southern Mississippi 63  
St. John's 81, Temple 65  
Duke 81, Richmond 46  
UCLA 68, Alabama-Birmingham 56  
Kansas 79, Robert Morris 71

#### Second Round

Connecticut 74, California 54  
Clemson 79, LaSalle 75  
Duke 76, St. John's 72  
UCLA 71, Kansas 70

#### Regional Semifinal (Sweet 16)

Connecticut 71, Clemson 70  
Duke 90, UCLA 81

#### East Regional Final

Duke 79, Connecticut 78 (OT)

### SOUTHEAST

#### First Round

Michigan State 75, Murray State 71  
Cal.-Santa Barbara 70, Houston 66  
Louisiana State 91, Villanova 63  
Georgia Tech 99, E. Tennessee St. 83  
Minnesota 64, Texas-El Paso 61 (OT)  
Northern Iowa 74, Missouri 71  
Virginia 75, Notre Dame 67  
Syracuse 70, Coppin State 48

#### Second Round

Michigan St. 62, Cal.-Santa Barbara 58  
Georgia Tech 94, Louisiana State 91  
Northern Iowa 78, Minnesota 61  
Syracuse 63, Virginia 61

#### Regional Semifinals (Sweet 16)

Georgia Tech 81, Michigan State 80 (OT)  
Minnesota 82, Syracuse 75

#### Southeast Regional Final

Georgia Tech 93, Minnesota 91

### NCAA FINAL FOUR

#### Semifinals

Nevada-Las Vegas 90, Georgia Tech 81  
Duke 97, Arkansas 83

### NCAA CHAMPIONSHIP

Nevada-Las Vegas 103, Duke 73

## 1990 NATIONAL INVITATIONAL TOURNAMENT RESULTS

### OPENING ROUND

New Orleans 78, JAMES MADISON 74  
PENN STATE 57, Marquette 54  
Tennessee 73, MEMPHIS STATE 71  
VANDERBILT 98, Louisiana Tech 90 (OT)  
Wisconsin Green Bay 73, SO. ILLINOIS 60  
OKLAHOMA STATE 83, Tulsa 74  
MISSISSIPPI STATE 84, Baylor 75  
FORDHAM 106, Southern 80  
MARYLAND 91, Massachusetts 81  
HAWAII 69, Stanford 57  
Long Beach State 86, ARIZONA STATE 71  
RUTGERS 87, Holy Cross 78  
ST. LOUIS 85, Kent State 74  
CINCINNATI 75, Bowling Green 60  
DEPAUL 89, Creighton 72  
NEW MEXICO 89, Oregon 78

### SECOND ROUND

VANDERBILT 89, Tennessee 85  
NEW ORLEANS 65, Mississippi State 60  
PENN STATE 80, Maryland 78  
RUTGERS 81, Fordham 74  
NEW MEXICO 90, Oklahoma State 88  
HAWAII 84, Long Beach State 79  
ST. LOUIS 58, Wisconsin Green Bay 54  
DEPAUL 61, Cincinnati 59

### QUATERFINAL ROUND

VANDERBILT 88, New Orleans 65  
Penn State 58, RUTGERS 55  
ST. LOUIS 54, DePaul 47  
NEW MEXICO 80, Hawaii 58

### SEMIFINALS


Vanderbilt 82, PENN STATE 75  
ST. LOUIS 80, New Mexico 73

### THIRD PLACE GAME

PENN STATE 83, New Mexico 81 (OT)

### CHAMPIONSHIP GAME

Vanderbilt 74, St. Louis 72



Sunsation Jane Monreal

# UNITED PRESS INTERNATIONAL POLLS

## Final Regular Season Poll

### All-America Team - Coach of the Year

1951  
1. Kentucky  
2. Oklahoma State  
3. Kansas State  
4. Illinois  
5. Columbia  
6. Bradley  
7. North Carolina St.  
8. Indiana  
9. St. John's  
10. Brigham Young  
All-America Team  
Bill Mikvy, Temple  
Sam Ranzino, North Carolina State  
Bill Spivey, Kentucky  
Gene Melchiorre, Bradley  
Clyde Lovellette, Kansas

1952  
1. Kentucky  
2. Illinois  
3. Kansas  
4. Duquesne  
5. Washington  
6. Kansas State  
7. St. Louis  
8. Iowa  
9. St. John's  
10. Wyoming  
All-America Team  
Chuck Darling, Iowa  
Mark Workman, West Virginia  
Clyde Lovellette, Kansas  
Dick Groat, Duke  
Cliff Hagan, Kentucky

1953  
1. Indiana  
2. Washington  
3. LaSalle  
4. Seton Hall  
5. Kansas  
6. Louisiana State  
7. Oklahoma State  
8. North Carolina St.  
9. Kansas State  
10. Illinois  
All-America Team  
Walter Dukes, Seton Hall  
John O'Brien, Seattle  
Bob Houbregs, Washington  
Tom Gola, LaSalle  
Ernie Beck, Pennsylvania

1954  
1. Indiana  
2. Kentucky  
3. Duquesne  
4. Oklahoma State  
5. Notre Dame  
6. Western Kentucky  
7. Kansas  
8. Louisiana State  
9. Holy Cross  
10. Iowa  
All-America Team  
Frank Selvy, Furman  
John Schlundt, Indiana  
Tom Gola, LaSalle  
Cliff Hagan, Kentucky  
Bob Pettit, Louisiana State

1955  
1. San Francisco  
2. Kentucky  
3. LaSalle  
4. Utah  
5. Iowa  
6. North Carolina St.  
7. Duquesne  
8. Oregon State  
9. Marquette  
10. Dayton  
All-America Team  
Tom Gola, LaSalle  
Bill Russell, San Francisco  
Dick Garmaker, Minnesota  
SI Green, Duquesne  
Dick Ricketts, Duquesne  
Coach: Phil Woolpert, San Francisco

1956  
1. San Francisco  
2. North Carolina St.  
3. Dayton  
4. Iowa  
5. Alabama  
6. Southern Methodist  
7. Louisville  
8. Illinois  
9. UCLA  
10. Vanderbilt  
All-America Team  
Bill Russell, San Francisco  
SI Green, Duquesne  
Robin Freeman, Ohio State  
Darrell Floyd, Furman  
K.C. Jones, San Francisco  
Coach: Phil Woolpert, San Francisco

1957  
1. North Carolina  
2. Kansas  
3. Kentucky  
4. Southern Methodist  
5. Seattle  
6. California  
7. Michigan State  
8. Louisville  
9. UCLA  
10. St. Louis  
All-America Team  
Chet Forte, Columbia  
Will Chamberlain, Kansas  
Lenny Rosenbluth, North Carolina  
Grady Wallace, South Carolina  
Rod Hundley, West Virginia  
Coach: Frank McGuire, North Carolina

1958  
1. West Virginia  
2. Cincinnati  
3. San Francisco  
4. Kansas State  
5. Temple  
6. Maryland  
7. Notre Dame  
8. Kansas  
9. Dayton  
10. Indiana  
All-America Team  
Oscar Robertson, Cincinnati  
Wilt Chamberlain, Kansas  
Elgin Baylor, Seattle  
Guy Rodgers, Temple  
Don Hannon, Pittsburgh  
Coach: Tex Winter, Kansas State

1959  
1. Kansas State  
2. Kentucky  
3. Michigan State  
4. Cincinnati  
5. North Carolina St.  
6. North Carolina  
7. Mississippi State  
8. Bradley  
9. California  
10. Auburn  
All-America Team  
Oscar Robertson, Cincinnati  
Bailey Howell, Mississippi State  
Bob Boozer, Kansas St.  
Jerry West, West Virginia  
Don Hannon, Bonaventure  
Coach: Adolph Rupp, Kentucky

1960  
1. California  
2. Cincinnati  
3. Ohio State  
4. Bradley  
5. Utah  
6. West Virginia  
7. Utah State  
8. Georgia Tech  
9. Villanova  
10. Indiana  
All-America Team  
Oscar Robertson, Cincinnati  
Jerry West, West Virginia  
Darryl Imhoff, California  
Tom Stith, St. Bonaventure  
Coach: Pete Newell, California

1961  
1. Ohio State  
2. Cincinnati  
3. St. Bonaventure  
4. Kansas State  
5. Southern California  
6. North Carolina  
7. Bradley  
8. St. John's  
9. Duke  
10. Wake Forest  
All-America Team  
Jerry Lucas, Ohio State  
Tom Stith, St. Bonaventure  
Terry Dischinger, Purdue  
Roger Kaiser, Georgia Tech  
Chet Walker, Bradley  
Coach: Fred Taylor, Ohio State

1962  
1. Ohio State  
2. Cincinnati  
3. Kentucky  
4. Mississippi State  
5. Kansas State  
6. Bradley  
7. Wake Forest  
8. Colorado  
9. Bowling Green  
10. Utah  
All-America Team  
Jerry Lucas, Ohio St.  
Terry Dischinger, Purdue  
Bill McGill, Utah  
Chet Walker, Bradley  
John Havlicek, Ohio St.  
Coach: Fred Taylor, Ohio State

1963  
1. Cincinnati  
2. Duke  
3. Arizona State  
4. Loyola-Chicago  
5. Illinois  
6. Wichita State  
7. Mississippi State  
8. Ohio State  
9. Colorado  
10. Stanford  
All-America Team  
Art Heyman, Duke  
Ron Bonham, Cincinnati  
Jerry Harkness, Loyola-Chicago  
Gary Bradds, Ohio St.  
Tom Thacker, Cincinnati  
Coach: Ed Jucker, Cincinnati

1964  
1. UCLA  
2. Michigan  
3. Kentucky  
4. Duke  
5. Oregon State  
6. Brigham Young  
7. Villanova  
8. Loyola-Chicago  
9. Texas-El Paso  
10. Davidson  
All-America Team  
Gary Bradds, Ohio State  
Walt Hazzard, UCLA  
Cotton Nash, Kentucky  
Bill Bradley, Princeton  
Dave Stallworth, Wichita State  
Coach: John Wooden, UCLA

1965  
1. Michigan  
2. UCLA  
3. St. Joseph's  
4. Providence  
5. Vanderbilt  
6. Brigham Young  
7. Davidson  
8. Minnesota  
9. Duke  
10. San Francisco  
All-America Team  
Bill Bradley, Princeton  
Cazzle Russell, Michigan  
Gail Goodrich, UCLA  
Fred Hetzel, Davidson  
RICK BARRY, MIAMI  
Coach: Dave Strack, Michigan

1966  
1. Kentucky  
2. Duke  
3. Texas-El Paso  
4. Kansas  
5. Loyola-Chicago  
6. St. Joseph's  
7. Michigan  
8. Vanderbilt  
9. Cincinnati  
10. Providence  
All-America Team  
Cazzle Russell, Michigan  
Clyde Lee, Vanderbilt  
Jimmy Walker, Providence  
Dave Scheffhase, Purdue  
Dave Bing, Syracuse  
Coach: Adolph Rupp, Kentucky

1971  
1. UCLA  
2. Marquette  
3. Pennsylvania  
4. Kansas  
5. Southern California  
6. South Carolina  
7. Western Kentucky  
8. Kentucky  
9. Fordham  
10. Ohio State  
All-America Team  
Austin Carr, Notre Dame  
Sidney Wicks, UCLA  
Artis Gilmore, Jacksonville  
Dean Meminger, Marquette  
John Roche, South Carolina  
Coach: Al McGuire, Marquette

1976  
1. Indiana  
2. Marquette  
3. Rutgers  
4. Nevada-Las Vegas  
5. UCLA  
6. North Carolina  
7. Alabama  
8. Notre Dame  
9. Michigan  
10. Washington  
All-America Team  
Scott May, Indiana  
Adrian Dantley, Notre Dame  
John Lucas, Maryland  
Richard Washington, UCLA  
Kent Benson, Indiana  
Coach: Tom Young, Rutgers

1981  
1. DePaul  
2. Oregon State  
3. Virginia  
4. Louisiana State  
5. Arizona State  
6. North Carolina  
7. Indiana  
8. Kentucky  
9. Notre Dame  
10. Utah  
All-America Team  
Ralph Sampson, Virginia  
Isiah Thomas, Indiana  
Danny Ainge, Brigham Young  
Mark Aguirre, DePaul  
Kelly Tripucka, Notre Dame  
Coach: Ralph Miller, Oregon State

1967  
1. UCLA  
2. Louisville  
3. North Carolina  
4. Kansas  
5. Princeton  
6. Houston  
7. Western Kentucky  
8. Texas-El Paso  
9. Tennessee  
10. Boston College  
All-America Team  
Lew Alcindor, UCLA  
Elvin Hayes, Houston  
Jimmy Walker, Louisiana State  
Wes Unseld, Louisville  
Bob Lloyd, Rutgers  
Coach: John Wooden, UCLA

1972  
1. UCLA  
2. North Carolina  
3. Pennsylvania  
4. Louisville  
5. South Carolina  
6. Long Beach State  
7. Marquette  
8. S.W. Louisiana  
9. Brigham Young  
10. Florida State  
All-America Team  
Bill Walton, UCLA  
Henry Bibby, UCLA  
Dwight Lamar, S.W. Louisiana  
Jim Chones, Marquette  
Ed Ratleff, Long Beach State  
Coach: John Wooden, UCLA

1977  
1. Michigan  
2. San Francisco  
3. North Carolina  
4. UCLA  
5. Kentucky  
6. Nevada-Las Vegas  
7. Arkansas  
8. Tennessee  
9. Syracuse  
10. Utah  
All-America Team  
Markes Johnson, UCLA  
Rick Green, Michigan  
Kent Benson, Indiana  
Bernard King, Tennessee  
Otis Birdsong, Houston  
Coach: Bob Gaillard, San Francisco

1982  
1. North Carolina  
2. DePaul  
3. Virginia  
4. Oregon State  
5. Missouri  
6. Minnesota  
7. Georgetown  
8. Idaho  
9. Memphis State  
10. Fresno State  
All-America Team  
Ralph Sampson, Virginia  
Eric Floyd, Georgetown  
Quintin Dailey, San Francisco  
Terry Cummings, DePaul  
James Worthy, North Carolina  
Coach: Norm Stewart, Missouri

1968  
1. Houston  
2. North Carolina  
3. St. Bonaventure  
4. North Carolina  
5. Kentucky  
6. Houston  
7. New Mexico  
8. Louisville  
9. Davidson  
10. Marquette  
All-America Team  
Elvin Hayes, Houston  
Lew Alcindor, UCLA  
Pete Maravich, Louisiana State  
Wes Unseld, Louisville  
Larry Miller, North Carolina  
Coach: Guy V. Lewis, Houston

1973  
1. UCLA  
2. North Carolina St.  
3. Long Beach State  
4. Marquette  
5. Providence  
6. Indiana  
7. Kansas State  
8. S.W. Louisiana  
9. Minnesota  
10. Maryland  
All-America Team  
Bill Walton, UCLA  
Ed Ratleff, Long Beach State  
David Thompson, North Carolina St.  
Doug Collins, Illinois St.  
Dwight Lamar, S.W. Louisiana  
Coach: John Wooden, UCLA

1978  
1. Kentucky  
2. UCLA  
3. Marquette  
4. New Mexico  
5. Michigan State  
6. Nevada-Las Vegas  
7. DePaul  
8. Kansas  
9. Duke  
10. North Carolina  
All-America Team  
Butch Lee, Marquette  
Phil Ford, North Carolina  
Mychal Thompson, Minnesota  
Larry Bird, Indiana  
David Greenwood, UCLA  
Coach: Eddie Sutton, Arkansas

1983  
1. Houston  
2. Louisville  
3. St. John's  
4. Virginia  
5. Indiana  
6. Nevada-Las Vegas  
7. UCLA  
8. North Carolina  
9. Arkansas  
10. Kentucky  
All-America Team  
Michael Jordan, North Carolina  
Chris Mullin, St. John's  
Patrick Ewing, Georgetown  
Sam Perkins, North Carolina  
Wayman Tisdale, Oklahoma  
Coach: Ray Meyer, DePaul

1969  
1. UCLA  
2. North Carolina  
3. Davidson  
4. Santa Clara  
5. Kentucky  
6. LaSalle  
7. Purdue  
8. St. John's  
9. New Mexico State  
10. Duquesne  
All-America Team  
Lew Alcindor, UCLA  
Pete Maravich, Louisiana State  
Rick Mount, Purdue  
Spencer Haywood, Detroit  
Calvin Murphy, Niagara  
Coach: John Wooden, UCLA

1974  
1. North Carolina St.  
2. UCLA  
3. Notre Dame  
4. Maryland  
5. Marquette  
6. Providence  
7. Vanderbilt  
8. North Carolina  
9. Indiana  
10. Kansas  
All-America Team  
Bill Walton, UCLA  
David Thompson, North Carolina  
John Shumate, Notre Dame  
Keith Wilkes, UCLA  
Marvin Barnes, S.W. Louisiana  
Coach: Digger Phelps, Notre Dame

1979  
1. Indiana State  
2. UCLA  
3. North Carolina  
4. Michigan State  
5. Notre Dame  
6. Arkansas  
7. Duke  
8. DePaul  
9. Louisville State  
10. Syracuse  
All-America Team  
Larry Bird, Indiana State  
David Greenwood, UCLA  
Mike Gminski, Duke  
Earvin "Magic" Johnson, Michigan State  
Jim Spanakol, Duke  
Coach: Bill Hodges, Indiana State

1984  
1. North Carolina  
2. Georgetown  
3. Kentucky  
4. DePaul  
5. Houston  
6. Illinois  
7. Arkansas  
8. Oklahoma  
9. Texas-El Paso  
10. Maryland  
All-America Team  
Michael Jordan, North Carolina  
Chris Mullin, St. John's  
Patrick Ewing, Georgetown  
Sam Perkins, North Carolina  
Wayman Tisdale, Oklahoma  
Coach: Ray Meyer, DePaul

1970  
1. Kentucky  
2. UCLA  
3. St. Bonaventure  
4. New Mexico State  
5. Jacksonville  
6. South Carolina  
7. Iowa  
8. Notre Dame  
9. Drake  
10. Marquette  
All-America Team  
Pete Maravich, Louisiana State  
Bob Lanier, St. Bonaventure  
Rick Mount, Purdue  
Calvin Murphy, Niagara  
Dan Issel, Kentucky  
Coach: John Wooden, UCLA

1975  
1. Indiana  
2. UCLA  
3. Louisville  
4. Kentucky  
5. Maryland  
6. Marquette  
7. Arizona State  
8. Alabama  
9. North Carolina St.  
10. North Carolina  
All-America Team  
David Thompson, North Carolina  
Adrian Dantley, Notre Dame  
David Meyers, UCLA  
John Lucas, Maryland  
Scott May, Indiana  
Coach: Bob Knight, Indiana

1980  
1. DePaul  
2. Louisiana State  
3. Kentucky  
4. Louisville  
5. Oregon State  
6. Syracuse  
7. Indiana  
8. Maryland  
9. Ohio State  
10. Georgetown  
All-America Team  
Mark Aguirre, DePaul  
Darrell Griffith, Louisville  
Kyle Macy, Kentucky  
Joe Barry Carroll, Purdue  
Michael Brooks, LaSalle  
Coach: Ray Meyer, DePaul

1985  
1. Georgetown  
2. Michigan  
3. St. John's  
4. Memphis State  
5. Oklahoma  
6. Georgia Tech  
7. North Carolina  
8. Louisiana Tech  
9. Nevada-Las Vegas  
10. Illinois  
All-America Team  
Patrick Ewing, Georgetown  
Chris Mullin, St. John's  
Keith Lee, Memphis St.  
Wayman Tisdale, Oklahoma  
Xavier McDaniel, Wichita State  
Coach: Bill Frieder, Michigan





Justin Caldwell started 16 games as a rookie in 1989-90.

- 1986**  
 1. Duke  
 2. Kansas  
 3. St. John's  
 4. Kentucky  
 5. Michigan  
 6. Georgia Tech  
 7. Louisville  
 8. North Carolina  
 9. Syracuse  
 10. Nevada-Las Vegas  
**All-America Team**  
 Walter Berry, St. John's  
 Len Bias, Maryland  
 Kenny Walker, Kentucky  
 Scott Skiles, Michigan State  
 Johnny Dawkins, Duke  
 Coach: Mike Krzyzewski, Duke

- 1987**  
 1. UNLV  
 2. Indiana  
 3. North Carolina  
 4. Georgetown  
 5. DePaul  
 6. Purdue  
 7. Iowa  
 8. Temple  
 9. Alabama  
 10. Syracuse  
**All-America Team**  
 David Robinson, Navy  
 Kenny Smith, North Carolina  
 Steve Alford, Indiana  
 Reggie Williams, Georgetown  
 Danny Manning, Kansas  
 Coach: John Chaney, Temple

- 1988**  
 1. Temple  
 2. Arizona  
 3. Purdue  
 4. Oklahoma  
 5. Duke  
 6. Kentucky  
 7. Pittsburgh  
 8. North Carolina  
 9. Syracuse  
 10. Michigan  
**All-America Team**  
 Hershey Hawkins, Bradley  
 Gary Grant, Michigan  
 Sean Elliott, Arizona  
 Danny Ferry, Duke  
 Danny Manning, Kansas  
 Coach: John Chaney, Temple

- 1989**  
 1. Arizona  
 2. Georgetown  
 3. Illinois  
 4. North Carolina  
 5. Oklahoma  
 6. Indiana  
 7. Duke  
 8. Missouri  
 9. Syracuse  
 10. Michigan  
**All-America Team**  
 Danny Ferry, Duke  
 Sean Elliott, Arizona  
 Stacy King, Oklahoma  
 Jay Edwards, Indiana  
 Chris Jackson, Louisiana State  
 Coach: Bob Knight, Indiana

- 1990**  
 1. Oklahoma  
 2. UNLV  
 3. Connecticut  
 4. Michigan State  
 5. Kansas  
 6. Syracuse  
 7. Georgia Tech  
 8. Arkansas  
 9. Georgetown  
 10. Purdue  
**All-America Team**  
 Lionel Simmons, LaSalle  
 Larry Johnson, Nevada-Las Vegas  
 Derrick Coleman, Syracuse  
 Kendall Gill, Illinois  
 Gary Payton, Oregon St.  
 Coach: Jim Calhoun, Connecticut

## ASSOCIATED PRESS POLLS

### Final Regular Season Poll

#### All-America Team - Coach of the Year

- 1949**  
 1. Kentucky  
 2. Oklahoma State  
 3. St. Louis  
 4. Illinois  
 5. Western Kentucky  
 6. Minnesota  
 7. Bradley  
 8. San Francisco  
 9. Tulane  
 10. Bowling Green  
**All-America Team**  
 Tony Lavell, Yale  
 Vince Boryla, Denver  
 Alex Groza, Kentucky  
 Ed Macauley, St. Louis  
 Ralph Beard, Kentucky

- 1950**  
 1. Bradley  
 2. Ohio State  
 3. Kentucky  
 4. Holy Cross  
 5. North Carolina St.  
 6. Duquesne  
 7. UCLA  
 8. Western Kentucky  
 9. St. John's  
 10. LaSalle  
**All-America Team**  
 Bob Cousy, Holy Cross  
 Dick Schnitker, Ohio State  
 Paul Arizon, Villanova  
 Paul Unruh, Bradley  
 Kevin O'Shea, Notre Dame

- 1951**  
 1. Kentucky  
 2. Oklahoma State  
 3. Kansas State  
 4. Illinois  
 5. Columbia  
 6. Bradley  
 7. North Carolina St.  
 8. Indiana  
 9. St. John's  
 10. Brigham Young  
**All-America Team**  
 Bill Mikvy, Temple  
 Sam Ranzino, North Carolina State  
 Bill Spivey, Kentucky  
 Gene Melchiorre, Bradley  
 Clyde Lovellette, Kansas

- 1952**  
 1. Kentucky  
 2. Illinois  
 3. Kansas  
 4. Duquesne  
 5. Washington  
 6. Kansas State  
 7. St. Louis  
 8. Iowa  
 9. St. John's  
 10. Wyoming  
**All-America Team**  
 Chuck Darling, Iowa  
 Mark Workman, West Virginia  
 Clyde Lovellette, Kansas  
 Dick Groat, Duke  
 Cliff Hagan, Kentucky

- 1953**  
 1. Indiana  
 2. Washington  
 3. LaSalle  
 4. Seton Hall  
 5. Kansas  
 6. Louisiana State  
 7. Oklahoma State  
 8. North Carolina St.  
 9. Kansas State  
 10. Illinois  
**All-America Team**  
 Walter Dukes, Seton Hall  
 John O'Brien, Seattle  
 Bob Houbregs, Washington  
 Tom Gola, LaSalle  
 Ernie Beck, Pennsylvania

- 1954**  
 1. Indiana  
 2. Kentucky  
 3. Duquesne  
 4. Oklahoma State  
 5. Notre Dame  
 6. Western Kentucky  
 7. Kansas  
 8. Louisiana State  
 9. Holy Cross  
 10. Iowa  
**All-America Team**  
 Frank Selvy, Furman  
 John Schlundt, Indiana  
 Tom Gola, LaSalle  
 Cliff Hagan, Kentucky  
 Bob Pettit, Louisiana St.

- 1955**  
 1. San Francisco  
 2. Kentucky  
 3. LaSalle  
 4. Utah  
 5. Iowa  
 6. North Carolina St.  
 7. Duquesne  
 8. Oregon State  
 9. Marquette  
 10. Dayton  
**All-America Team**  
 Tom Gola, LaSalle  
 Bill Russell, San Francisco  
 Dick Garmaker, Minnesota  
 Si Green, Duquesne  
 Dick Ricketts, Duquesne  
 Coach: Phil Woolpert, San Francisco

- 1956**  
 1. San Francisco  
 2. North Carolina St.  
 3. Dayton  
 4. Iowa  
 5. Alabama  
 6. Southern Methodist  
 7. Louisville  
 8. Illinois  
 9. UCLA  
 10. Vanderbilt  
**All-America Team**  
 Bill Russell, San Francisco  
 Si Green, Duquesne  
 Robin Freeman, Ohio St.  
 Darrell Floyd, San Francisco  
 K.C. Jones, San Francisco  
 Coach: Phil Woolpert, San Francisco

- 1957**  
 1. North Carolina  
 2. Kansas  
 3. Kentucky  
 4. Southern Methodist  
 5. Seattle  
 6. California  
 7. Michigan State  
 8. Louisville  
 9. UCLA  
 10. St. Louis  
**All-America Team**  
 Chet Forte, Columbia  
 Wilt Chamberlain, Kansas  
 Lenny Rosenbluth, North Carolina  
 Grady Wallace, South Carolina  
 Rod Hundley, West Virginia  
 Coach: Frank McGuire, North Carolina

- 1958**  
 1. West Virginia  
 2. Cincinnati  
 3. San Francisco  
 4. Kansas State  
 5. Temple  
 6. Maryland  
 7. Notre Dame  
 8. Kansas  
 9. Dayton  
 10. Indiana  
**All-America Team**  
 Oscar Robertson, Cincinnati  
 Wilt Chamberlain, Kansas  
 Elgin Baylor, Seattle  
 Guy Rodgers, Temple  
 Don Hannon, Pittsburgh  
 Coach: Tex Winter, Kansas State

# 1959

1. Kansas State
  2. Kentucky
  3. Michigan State
  4. Cincinnati
  5. North Carolina St.
  6. North Carolina
  7. Mississippi State
  8. Bradley
  9. California
  10. Auburn
- All-America Team**  
Oscar Robertson, Cincinnati\*  
Bailey Howell, Mississippi State  
Bob Boozer, Kansas St.  
Jerry West, West Virginia  
Don Hannon, Pittsburgh  
Coach: Adolph Rupp, Kentucky

# 1964

1. UCLA
  2. Michigan
  3. Kentucky
  4. Duke
  5. Oregon State
  6. Wichita State
  7. Villanova
  8. Loyola-Chicago
  9. Texas-El Paso
  10. Davidson
- All-America Team**  
Gary Bradds, Ohio State\*  
Walt Hazzard, UCLA  
Cotton Nash, Kentucky  
Bill Bradley, Princeton  
Dave Stallworth, Wichita State  
Coach: John Wooden, UCLA

# 1969

1. UCLA
  2. North Carolina
  3. Davidson
  4. Santa Clara
  5. Kentucky
  6. LaSalle
  7. Purdue
  8. St. John's
  9. New Mexico State
  10. Duquesne
- All-America Team**  
Lew Alcindor, UCLA\*  
Pete Maravich, Louisiana State  
Rick Mount, Purdue  
Spencer Haywood, Detroit  
Calvin Murphy, Niagara  
Coach: John Wooden, UCLA

# 1974

1. North Carolina St.
  2. UCLA
  3. Notre Dame
  4. Maryland
  5. Marquette
  6. Providence
  7. Vanderbilt
  8. North Carolina
  9. Indiana
  10. Kansas
- All-America Team**  
Bill Walton, UCLA\*  
David Thompson, North Carolina State  
John Shumate, Notre Dame  
Keith Wilkes, UCLA  
Marvin Barnes, Providence  
Coach: Digger Phelps, Notre Dame

# 1960

1. California
  2. Cincinnati
  3. Ohio State
  4. Bradley
  5. Utah
  6. West Virginia
  7. Utah State
  8. Georgia Tech
  9. Villanova
  10. Indiana
- All-America Team**  
Oscar Robertson, Cincinnati\*  
Jerry West, West Virginia  
Jerry Lucas, Ohio State  
Darryl Imhoff, California  
Tom Stith, St. Bonaventure  
Coach: Pete Newell, California

# 1965

1. Michigan
  2. UCLA
  3. St. Joseph's
  4. Providence
  5. Vanderbilt
  6. Brigham Young
  7. Davidson
  8. Minnesota
  9. Duke
  10. San Francisco
- All-America Team**  
Bill Bradley, Princeton\*  
Cazzie Russell, Michigan  
Gail Goodrich, UCLA  
Fred Hetzel, Davidson  
**RICK BARRY, MIAMI**  
Coach: Dave Strack, Michigan

# 1970

1. Kentucky
  2. UCLA
  3. St. Bonaventure
  4. New Mexico State
  5. Jacksonville
  6. South Carolina
  7. Iowa
  8. Notre Dame
  9. Drake
  10. Marquette
- All-America Team**  
Pete Maravich, Louisiana State\*  
Bob Lanier, St. Bonaventure  
Rick Mount, Purdue  
Calvin Murphy, Niagara  
Dan Issel, Kentucky  
Coach: John Wooden, UCLA

# 1975

1. Indiana
  2. UCLA
  3. Louisville
  4. Kentucky
  5. Marquette
  6. Marquette
  7. Arizona State
  8. Alabama
  9. North Carolina St.
  10. North Carolina
- All-America Team**  
David Thompson, North Carolina State\*  
Adrian Dantley, Notre Dame  
David Meyers, UCLA  
John Lucas, Maryland  
Scott May, Indiana  
Coach: Bob Knight, Indiana

# 1961

1. Ohio State
  2. Cincinnati
  3. St. Bonaventure
  4. Kansas State
  5. Southern California
  6. North Carolina
  7. Bradley
  8. St. John's
  9. Duke
  10. Wake Forest
- All-America Team**  
Jerry Lucas, Ohio State\*  
Tom Stith, St. Bonaventure  
Terry Dischinger, Purdue  
Roger Kaiser, Georgia Tech  
Chet Walker, Bradley  
Coach: Fred Taylor, Ohio State

# 1966

1. Kentucky
  2. Duke
  3. Texas-El Paso
  4. Kansas
  5. Loyola-Chicago
  6. St. Joseph's
  7. Michigan
  8. Vanderbilt
  9. Cincinnati
  10. Providence
- All-America Team**  
Cazzie Russell, Michigan\*  
Clyde Lee, Vanderbilt  
Jimmy Walker, Providence  
Wes Unseld, Louisville  
Bob Lloyd, Rutgers  
Coach: John Wooden, UCLA

# 1971

1. UCLA
  2. Marquette
  3. Pennsylvania
  4. Kansas
  5. Southern California
  6. South Carolina
  7. Western Kentucky
  8. Kentucky
  9. Fordham
  10. Ohio State
- All-America Team**  
Austin Carr, Notre Dame\*  
Sidney Wicks, UCLA  
Artis Gilmore, Jacksonville  
Dean Meminger, Marquette  
John Hoche, South Carolina  
Coach: Al McGuire, Marquette

# 1976

1. Indiana
  2. Marquette
  3. Rutgers
  4. Nevada-Las Vegas
  5. UCLA
  6. North Carolina
  7. Alabama
  8. Notre Dame
  9. Michigan
  10. Washington
- All-America Team**  
Scott May, Indiana\*  
Adrian Dantley, Notre Dame  
John Lucas, Maryland  
Richard Washington, UCLA  
Kent Benson, Indiana  
Coach: Tom Young, Rutgers

# 1962

1. Ohio State
  2. Cincinnati
  3. Kentucky
  4. Mississippi State
  5. Kansas State
  6. Bradley
  7. Wake Forest
  8. Colorado
  9. Bowling Green
  10. Utah
- All-America Team**  
Jerry Lucas, Ohio State\*  
Terry Dischinger, Purdue  
Bill McGill, Utah  
Chet Walker, Bradley  
John Havlicek, Ohio State  
Coach: Fred Taylor, Ohio State

# 1967

1. UCLA
  2. Louisville
  3. North Carolina
  4. Kansas
  5. Princeton
  6. Houston
  7. Western Kentucky
  8. Texas-El Paso
  9. Tennessee
  10. Boston College
- All-America Team**  
Lew Alcindor, UCLA\*  
Elvin Hayes, Houston  
Jimmy Walker, Providence  
Wes Unseld, Louisville  
Bob Lloyd, Rutgers  
Coach: John Wooden, UCLA

# 1972

1. UCLA
  2. North Carolina
  3. Pennsylvania
  4. Louisville
  5. South Carolina
  6. Long Beach State
  7. Marquette
  8. S.W. Louisiana
  9. Brigham Young
  10. Florida State
- All-America Team**  
Bill Walton, UCLA\*  
Henry Bibby, UCLA  
Dwight Lamar, SW Louisiana  
Jim Chones, Marquette  
Ed Ratleff, Long Beach State  
Coach: John Wooden, UCLA

# 1977

1. Michigan
  2. San Francisco
  3. North Carolina
  4. UCLA
  5. Kentucky
  6. Nevada-Las Vegas
  7. Arkansas
  8. Tennessee
  9. Syracuse
  10. Utah
- All-America Team**  
Markes Johnson, UCLA\*  
Rickey Green, Michigan  
Kent Benson, Indiana  
Bernard King, Tennessee  
Otis Birdsong, Houston  
Coach: Bob Galliard, San Francisco

# 1963

1. Cincinnati
  2. Duke
  3. Arizona State
  4. Loyola-Chicago
  5. Illinois
  6. Wichita State
  7. Mississippi State
  8. Ohio State
  9. Colorado
  10. Stanford
- All-America Team**  
Art Heyman, Duke\*  
Ron Bonham, Cincinnati  
Jerry Harkness, Loyola-Chicago  
Gary Bradds, Ohio State  
Tom Thacker, Cincinnati  
Coach: Ed Jucker, Cincinnati

# 1968

1. Houston
  2. UCLA
  3. St. Bonaventure
  4. North Carolina
  5. Kentucky
  6. Columbia
  7. New Mexico
  8. Louisville
  9. Davidson
  10. Marquette
- All-America Team**  
Elvin Hayes, Houston\*  
Lew Alcindor, UCLA  
Pete Maravich, Louisiana State  
Wes Unseld, Louisville  
Larry Miller, North Carolina  
Coach: Guy V. Lewis, Houston

# 1973

1. UCLA
  2. North Carolina St.
  3. Long Beach State
  4. Marquette
  5. Providence
  6. Indiana
  7. Kansas State
  8. S.W. Louisiana
  9. Minnesota
  10. Maryland
- All-America Team**  
Bill Walton, UCLA\*  
Ed Ratleff, Long Beach State  
David Thompson, North Carolina State  
Doug Collins, Illinois St.  
Dwight Lamar, S.W. Louisiana  
Coach: John Wooden, UCLA

# 1978

1. Kentucky
  2. UCLA
  3. Marquette
  4. New Mexico
  5. Michigan State
  6. Arkansas
  7. DePaul
  8. Kansas
  9. Duke
  10. North Carolina
- All-America Team**  
Butch Lee, Marquette\*  
Phil Ford, North Carolina  
Mychal Thompson, Minnesota  
Larry Bird, Indiana State  
David Greenwood, UCLA  
Coach: Eddie Sutton, Arkansas

# 1979

1. Indiana State
  2. UCLA
  3. North Carolina
  4. Michigan State
  5. Notre Dame
  6. Arkansas
  7. Duke
  8. DePaul
  9. Louisiana State
  10. Syracuse
- All-America Team**  
Larry Bird, Indiana State\*  
David Greenwood, UCLA  
Mike Gminski, Duke  
Earvin "Magic" Johnson, Michigan State  
Jim Spanarkel, Duke  
Coach: Bill Hodges, Indiana State

# 1982

1. North Carolina
  2. DePaul
  3. Virginia
  4. Oregon State
  5. Missouri
  6. Minnesota
  7. Georgetown
  8. Idaho
  9. Memphis State
  10. Fresno State
- All-America Team**  
Ralph Sampson, Virginia\*  
Eric Floyd, Georgetown  
Quintin Dailey, San Francisco  
Terry Cummings, DePaul  
James Worthy, North Carolina  
Coach: Norm Stewart, Missouri

# 1985

1. Georgetown
  2. Michigan
  3. St. John's
  4. Oklahoma
  5. Memphis State
  6. Georgia Tech
  7. North Carolina
  8. Louisiana Tech
  9. Nevada-Las Vegas
  10. Duke
- All-America Team**  
Patrick Ewing, Georgetown\*  
Chris Mullin, St. John's  
Wayman Tisdale, Oklahoma  
Keith Lee, Memphis St.  
Xavier McDaniel, Wichita State  
Coach: Bill Frieder, Michigan

# 1988

1. Temple
  2. Arizona
  3. Purdue
  4. Oklahoma
  5. Duke
  6. Kentucky
  7. North Carolina
  8. Pittsburgh
  9. Syracuse
  10. Michigan
- All-America Team**  
Danny Manning, Kansas\*  
Hersey Hawkins, Bradley  
Sean Elliott, Arizona  
J.R. Reid, North Carolina  
Gary Grant, Michigan  
Coach: John Chaney, Temple

# 1980

1. DePaul
  2. Louisiana State
  3. Kentucky
  4. Louisville
  5. Oregon State
  6. Syracuse
  7. Indiana
  8. Maryland
  9. Ohio State
  10. Georgetown
- All-America Team**  
Mark Aguirre, DePaul\*  
Darrel Griffith, Louisville  
Kyle Macy, Kentucky  
Joe Barry Carroll, Purdue  
Michael Brooks, LaSalle  
Coach: Ray Meyer, DePaul

# 1983

1. Houston
  2. Louisville
  3. St. John's
  4. Virginia
  5. Indiana
  6. Nevada-Las Vegas
  7. UCLA
  8. North Carolina
  9. Arkansas
  10. Kentucky
- All-America Team**  
Ralph Sampson, Virginia\*  
Michael Jordan, North Carolina  
John Paxson, Notre Dame  
Sam Perkins, North Carolina  
Keith Lee, Memphis St.  
Coach: Jerry Tarkanian, Nevada-Las Vegas

# 1986

1. Duke
  2. Kansas
  3. Kentucky
  4. St. John's
  5. Michigan
  6. Georgia Tech
  7. Louisville
  8. North Carolina
  9. Syracuse
  10. Notre Dame
- All-America Team**  
Walter Berry, St. John's  
Len Bias, Maryland  
Kenny Walker, Kentucky  
Steve Aford, Indiana  
Johnny Dawkins, Duke  
Coach: Eddie Sutton, Kentucky

# 1989

1. Arizona
  2. Georgetown
  3. Illinois
  4. Oklahoma
  5. North Carolina
  6. Missouri
  7. Syracuse
  8. Indiana
  9. Duke
  10. Michigan
- All-America Team**  
Sean Elliott, Arizona\*  
Chris Jackson, LSU  
Danny Ferry, Duke  
Stacy King, Oklahoma  
Sherman Douglas, Syracuse  
Coach: Bob Knight, Indiana

# 1981

1. DePaul
  2. Oregon State
  3. Virginia
  4. Louisiana State
  5. Arizona State
  6. North Carolina
  7. Indiana
  8. Kentucky
  9. Notre Dame
  10. Utah
- All-America Team**  
Ralph Sampson, Virginia\*  
Isiah Thomas, Indiana  
Danny Ainge, Brigham Young  
Mark Aguirre, DePaul  
Kelly Tripucka, Notre Dame  
Coach: Ralph Miller, Oregon State

# 1984

1. North Carolina
  2. Georgetown
  3. Kentucky
  4. DePaul
  5. Houston
  6. Illinois
  7. Arkansas
  8. Oklahoma
  9. Texas-El Paso
  10. Maryland
- All-America Team**  
Michael Jordan, North Carolina\*  
Chris Mullin, St. John's  
Patrick Ewing, Georgetown  
Sam Perkins, North Carolina  
Wayman Tisdale, Oklahoma  
Coach: Ray Meyer, DePaul

# 1987

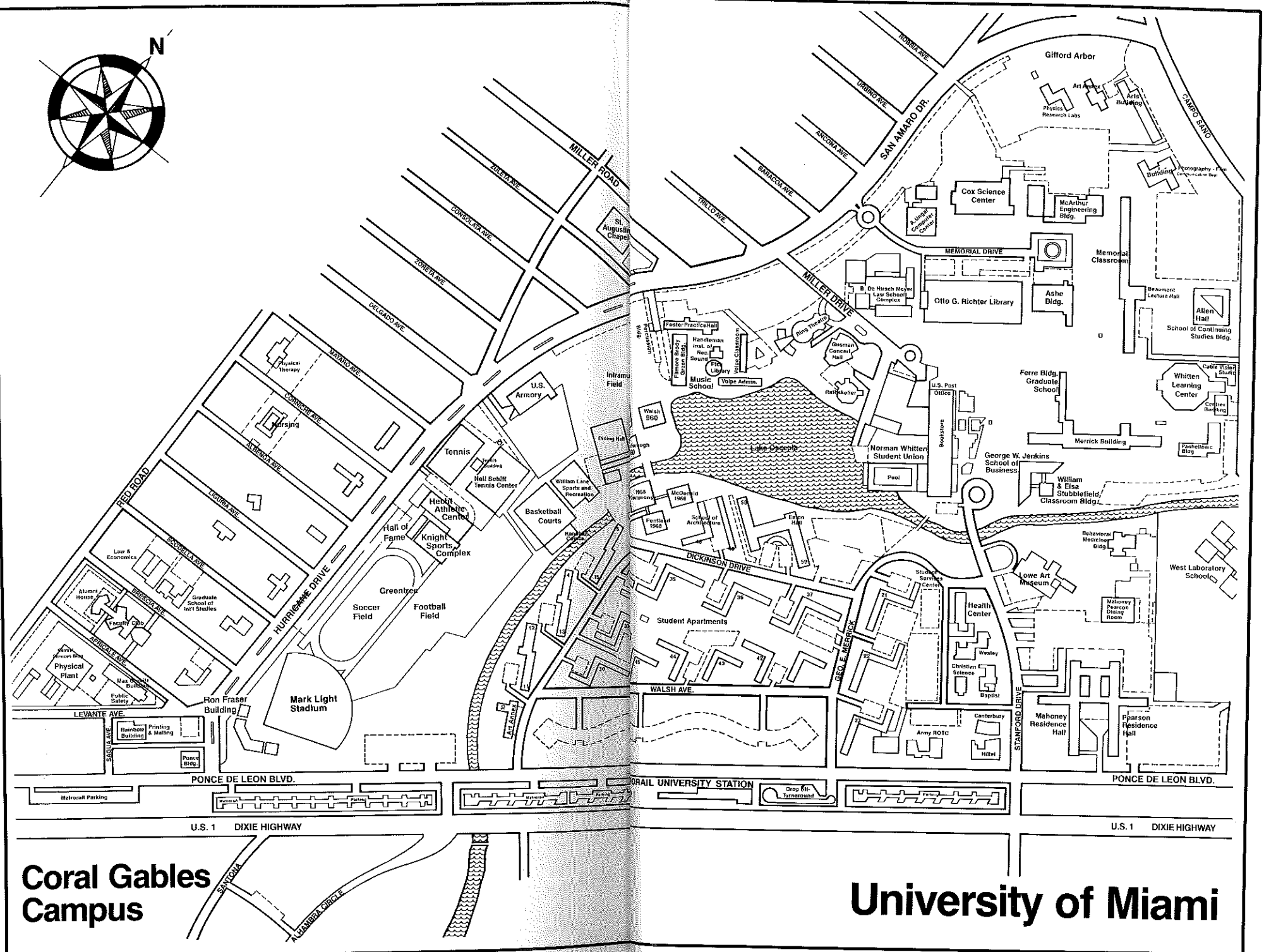

1. Nevada-Las Vegas
  2. North Carolina
  3. Indiana
  4. Georgetown
  5. DePaul
  6. Iowa
  7. Purdue
  8. Temple
  9. Alabama
  10. Syracuse
- All-America Team**  
David Robinson, Navy\*  
Steve Aford, Indiana  
Danny Manning, Kansas  
Reggie Williams, Georgetown  
Kenny Smith, North Carolina  
Coach: Tom Davis, Iowa

# 1990

1. Oklahoma
  2. Nevada-Las Vegas
  3. Connecticut
  4. Michigan State
  5. Kansas
  6. Syracuse
  7. Arkansas
  8. Georgetown
  9. Georgia Tech
  10. Purdue
- All-America Team**  
Lionel Simmons, LaSalle\*  
Chris Jackson, Louisiana State  
Gary Payton, Oregon St.  
Derrick Coleman, Syracuse  
Larry Johnson, Nevada-Las Vegas  
Coach: Jim Calhoun, Connecticut



Joe Ross





## UNIVERSITY OF MIAMI BASKETBALL CAMP

The University of Miami Basketball Camp annually provides the finest instruction available to boys age 8 to 18.


Under the direction of the Hurricane Basketball coaching staff, the camp is held on the UM's Coral Gables campus at the Knight Sports Complex. Personal instruction is given to campers by the entire Hurricane coaching staff as well as many of the area's outstanding high school coaches.

The 1991 schedule begins with the first annual High School Team Camp that runs from June 24th through the 28th. This camp is designed to give entire high school teams the opportunity to learn as a group during the summer months.

Two sessions of the Individual Camp will be featured in 1991 as campers have a choice of attending from July 8th through the 12th or July 15th through the 19th. Special attention is given to developing individual skills and the overall knowledge of the game through personal instruction by camp staffers.

Additional camp highlights include: instructional films; a Miami Basketball Camp T-Shirt for all participants; daily lunch served in the campus dining hall; participation awards; contests and prizes; and team and individual champions.

For more information on the 1991 University of Miami Basketball Camp call (305) 284-2680.



Hammie Ward

### CAMP DATES

**High School  
Team Camp**  
June 24-28

**Individual Camp  
(Ages 8-18)**  
July 8-12  
July 15-19

## HOMES OF THE HURRICANES

### MIAMI ARENA

**Dedicated:** June 1988

**Cost:** \$52 Million


**Basketball Capacity:** 15,862

**General Manager:** Rob Franklin

**Director of Operations:** Tim Wendt

**Telephone:** (305) 530-4400

**Address:** 721 N.W. 1st Avenue  
Miami, Florida 33136




### KNIGHT SPORTS COMPLEX

The most visible sign of the roundball resurrection at the University of Miami can be seen right on the Coral Gables campus. Serving as the practice home and office headquarters for Hurricane Basketball is the Knight Sports Complex.

Dedicated Nov. 12, 1985, the new structure was made possible through a gift from the James L. Knight Charitable Trust. In addition to housing the offices for the men's basketball staff, the building also serves as a home court to most of the Hurricane women's basketball games, more than doubled the size of the strength training area and houses a lecture room capable of seating more than one hundred student-athletes. The Knight Sports Complex is located between the Hecht Athletic Center and the Greentree Practice Field and Track.

The interior took on a new look in the summer of 1990 as a new portable floor was laid on top of the old court surface. The new floor enhances the both the esthetic value of the gym area and the quality of playing surface itself by decreasing the likelihood of injuries.



## HOME ATTENDANCE RECORDS

### TOP HOME ATTENDANCE

ATT	OPPONENT	SITE	RESULT	SCORE	DATE
6,654	Duke	Miami Arena	L	102-117	12/10/88
6,524	Florida State	Convention Hall	W	82-75	3/1/65
6,487	Army	Convention Hall	W	79-71	12/27/63
6,329	Syracuse	Convention Hall	L (OT)	85-86	12/28/63
6,253	Louisville	Convention Hall	W	71-69	1/30/61
6,164	Florida	Convention Hall	W	67-58	12/19/64
6,132	Duke	Convention Hall	W	71-69	12/21/62
6,064	Miami (Ohio)	Convention Hall	W	100-85	2/2/65
6,023	UCLA	Miami Arena	L	66-91	12/1/88
5,754	Maryland	Convention Hall	W	80-73	12/29/64
5,724	Florida	Convention Hall	L	88-113	12/3/66


### TOP HOME ATTENDANCE SINCE 1985

ATT	OPPONENT	SITE	RESULT	SCORE	DATE
6,654	Duke	Miami Arena	L	102-117	12/10/88
6,023	UCLA	Miami Arena	L	91-66	12/1/88
5,076	Florida	James L. Knight Center	L	73-83	2/15/88
5,023	Georgetown	James L. Knight Center	L	78-82	1/2/88
4,987	Florida State	James L. Knight Center	W	63-57	2/4/87
4,984	The Citadel	James L. Knight Center	W	85-77	11/22/85
4,959	Florida State	Miami Arena	W	101-97/2OT	1/18/90
4,463	Florida	James L. Knight Center	L	64-81	12/17/85
4,341	Marquette	James L. Knight Center	L	91-89/OT	1/24/87
4,331	Georgia State	James L. Knight Center	W	82-72	11/29/85
4,316	Notre Dame	James L. Knight Center	L	73-126	2/22/86
4,217	Marquette	Miami Arena	W	106-90	1/28/89
4,071	Florida Int'l	Miami Arena	W	89-82	3/6/89
4,037	Florida State	James L. Knight Center	W	83-75	1/20/86

### YEARLY HOME ATTENDANCE

YEAR	SITE	TOTAL	GAMES	AVG
1985-86	James L. Knight Center	54,544	18	3,030
1986-87	James L. Knight Center	43,129	17	2,537
1987-88	James L. Knight Center	41,343	18	2,297
1988-89	Miami Arena	48,968	17	2,880
1989-90	Miami Arena	33,505	16	2,094

**All the affordable plain paper copy/fax machines currently available.**



Let's talk about them all at once.

The Savin SX-1600 is the least expensive plain paper copy/fax machine you can buy.\* No one else even comes close.

It can be used as a plain paper fax. A telephone. And a plain paper copier. It can copy or fax right out of books and magazines.


Thanks to Savin's unique plain paper technology, you can now write on or file faxes that won't curl or fade the way they can on ordinary fax paper.

And the SX-1600 is available for a price that brings plain paper technology to any size business.

To see it, just call the number below. We'll be glad to show you our Savin SX-1600. And all the other affordable plain paper copy/fax machines.

**Savin**  
FLORIDA  
THE DEPENDABLE DECISION  
DADE **591-8000**  
BROWARD **525-1405**

\*Cost comparison based on manufacturers' suggested retail prices.



Joe Wylie led Miami in both points (18.4 ppg) and rebounds (9.5 rpg) in 1989-90.

## NOVEMBER 1990

SUNDAY	MONDAY	TUESDAY	WEDNESDAY	THURSDAY	FRIDAY	SATURDAY
PLAYER'S NAME INDICATES BIRTHDAY				1	2	3 FB vs. PITTSBURGH
4	5 MBK vs. BRAZIL NATIONALS	6	7	8 MBK TIPOFF DINNER RADISSON MART PLAZA	9	10
11 WBK vs. AAU	12	13	14	15 MBK vs. FLORIDA STARS at Knight Sports Complex	16	17 FB vs. BOSTON COLLEGE WBK vs. SWEDEN
18	19	20	21	22 Thanksgiving	23 MBK vs. GEORGE MASON WBK at Western Michigan	24 FB vs. SYRACUSE
25 WBK at Purdue	26	27 MBK at Penn State	28	29	30 Last Day Fall Semester	



# DECEMBER 1990

SUNDAY	MONDAY	TUESDAY	WEDNESDAY	THURSDAY	FRIDAY	SATURDAY
PLAYER'S NAME INDICATES BIRTHDAY						1 MBK at Southern Cal FB at San Diego St.
2	3	4 WBK at Georgia State	5 MBK at South Florida	6 Final Exams	7 Final Exams	8 WBK vs. RUTGERS
9	10 Final Exams	11 Final Exams	12 Final Exams	13 Final Exams	14 Final Exams MBK vs. GEORGIA WBK vs. TEXAS SOUTHERN	15 WBK vs. Toledo Joseph Hardon
16	17 MBK vs. DARTMOUTH	18	19 MBK at Southern Methodist WBK vs. FLORIDA STATE	20	21	22
23	24	25 WIOD Announcer Sonny Hirsch	26	27 MBK EASTERN AIRLINES PALM BEACH CLASSIC	28 MBK EASTERN AIRLINES PALM BEACH CLASSIC WBK MIAMI CLASSIC	29 WBK MIAMI CLASSIC
30 MBK at Florida WBK MIAMI CLASSIC	31					

# JANUARY 1991


SUNDAY	MONDAY	TUESDAY	WEDNESDAY	THURSDAY	FRIDAY	SATURDAY
PLAYER'S NAME INDICATES BIRTHDAY		1	2	3 MBK at St. Joseph's WBK at FIU Sun & Fun Classic	4 WBK at FIU Sun & Fun Classic	5 MBK at West Virginia WBK at FIU Sun & Fun Classic
6	7 Athletic Trainer Frank Grimaldi	8	9 MBK vs. LEHIGH WBK at Missouri-KC	10	11	12 MBK vs. NOTRE DAME WBK vs. STETSON
13	14 Spring Semester Begins MBK vs. LAFAYETTE	15	16 MBK at Kansas Asst. Coach Gary Tuell	17 WBK at Florida A&M	18	19 WBK at Georgia Southern
20	21 MBK at Memphis State	22	23 Sammy Logan	24 WBK vs. GEORGIA STATE	25 MBK vs. PENN STATE	26 WBK vs. MERCER
27	28 MBK at Wake Forest	29	30	31 MBK vs. NORTHEASTERN WBK vs. GEORGIA SOUTHERN		

# FEBRUARY 1991

SUNDAY	MONDAY	TUESDAY	WEDNESDAY	THURSDAY	FRIDAY	SATURDAY
PLAYER'S NAME INDICATES BIRTHDAY					1	2 MBK vs. DAVIDSON WBK vs. FLORIDA A&M
3	4	5 WBK at Florida International	6 MBK vs. ST. JOSEPH'S	7	8	9 MBK vs. VA. COMMONWEALTH WBK vs. HOWARD
10	11 MBK vs. MEMPHIS STATE	12	13	14 WBK at Mercer	15	16 WBK vs. PORTLAND STATE
17	18	19	20 WBK at Stetson	21	22	23 MBK vs. DePAUL
24	25 MBK vs. SOUTH FLORIDA	26	27	28		


# MARCH 1991

SUNDAY	MONDAY	TUESDAY	WEDNESDAY	THURSDAY	FRIDAY	SATURDAY
PLAYER'S NAME INDICATES BIRTHDAY					1	2 WBK vs. FLORIDA INTERNATIONAL
3	4 MBK vs. FLORIDA INTERNATIONAL	5	6 MBK at DePaul	7 WBK at New South Tournament	8 WBK at New South Tournament	9 Spring Recess Begins WBK at New South Tournament
10 Joe Wyle	11	12	13	14 MEN'S NCAA TOURNAMENT FIRST ROUND	15 MEN'S NCAA TOURNAMENT FIRST ROUND	16 MEN'S NCAA TOURNAMENT SECOND ROUND
17 MEN'S NCAA TOURNAMENT SECOND ROUND	18 Spring Semester Resumes	19	20	21 MEN'S NCAA TOURNAMENT REGIONALS	22 MEN'S NCAA TOURNAMENT REGIONALS	23 MEN'S NCAA TOURNAMENT REGIONALS
24 MEN'S NCAA TOURNAMENT REGIONALS	25	26	27	28	29	30 NCAA FINAL FOUR MEN'S - INDIANA HOOSIER DOME
31						



Jerome Scott averaged 14.9 points as a starter in Miami's final 12 games of '89-90.


**WHAT QUENCHES  
THE ULTIMATE THIRST?**




**THIRST AID**  
**FOR THAT DEEP DOWN  
BODY THIRST.**




# 1990-91 RADIO/TV ROSTER




**3** Samarr Logan  
F 6-6 175 So.  
East Orange, NJ




**4** Joseph Randon  
F 6-4 210 Jr.  
Rosenberg, TX




**11** Trevor Burton  
G 6-3 190 So.  
Miami, FL




**13** Jake Morton  
G 6-2 200 Jr.  
Bowie, MD




**15** Joe Wylie  
C 6-9 210 Sr.  
Washington, DC




**20** Paul Shippe  
F 6-5 205 Fr.  
Kissimmee, FL




**21** Brandon Adams  
F 6-6 210 Jr.  
Washington, DC




**23** Hammie Ward  
F 6-8 200 So.  
Houston, TX




**25** Doug Elliott  
F 6-6 190 So.  
Wade, NC





**33** Joe Ross  
C 6-11 235 Sr.  
Ypsilanti, MI



**35** Justin Caldwell  
F 6-7 210 So.  
Houston, TX



**44** Jerome Scott  
G 6-3 180 Jr.  
Great Falls, VA



THIS IS THE UNIVERSITY OF MIAMI

## UNIVERSITY OF MIAMI 1990-91 MEN'S BASKETBALL SCHEDULE

DATE	DAY	OPPONENT	TIME(EST)
NOV. 5	MON.	BRAZIL NATIONAL TEAM	7:30 P.M.
NOV. 15	THUR.	• FLORIDA STARS (AAU)	7:30 P.M.
NOV. 23	FRI.	# GEORGE MASON	7:30 P.M.
Nov. 27	Tues.	Penn State	7:30 p.m.
Dec. 1	Sat.	Southern California	5:00 p.m.
Dec. 5	Wed.	# South Florida	7:00 p.m.
DEC. 14	FRI.	# GEORGIA	7:30 P.M.
DEC. 17	MON.	# DARTMOUTH	7:30 P.M.
Dec. 19	Wed.	Southern Methodist	8:30 p.m.
DEC. 27	THU.	# EASTERN AIRLINES	6:00 & 8:00 P.M.
DEC. 28	FRI.	* PALM BEACH CLASSIC	6:00 & 8:00 P.M.
		OHIO STATE VS. MISSISSIPPI STATE	
		MIAMI VS. MIAMI (OHIO)	
Dec. 30	Sun.	# Florida	7:30 p.m.
Jan. 3	Thu.	# St. Joseph's	7:00 p.m.
Jan. 5	Sat.	# West Virginia	7:00 p.m.
JAN. 9	WED.	LEHIGH	7:30 P.M.
JAN. 12	SAT.	# NOTRE DAME	7:30 P.M.
JAN. 14	MON.	LAFAYETTE	7:30 P.M.
Jan. 16	Wed.	# Kansas	9:00 p.m.
Jan. 21	Mon.	Memphis State	8:30 p.m.
JAN. 25	FRI.	# PENN STATE	7:30 P.M.
Jan. 28	Mon.	# Wake Forest	7:30 p.m.
JAN. 31	THU.	NORTHEASTERN	7:30 P.M.
FEB. 2	SAT.	DAVIDSON	7:30 P.M.
FEB. 6	WED.	# ST. JOSEPH'S	7:30 P.M.
FEB. 9	SAT.	VIRGINIA COMMONWEALTH	7:30 P.M.
FEB. 11	MON.	# MEMPHIS STATE	7:30 P.M.
FEB. 23	SAT.	# DePAUL	7:30 p.m.
FEB. 25	MON.	# SOUTH FLORIDA	7:30 P.M.
MAR. 4	MON.	# FLORIDA INTERNATIONAL	7:30 P.M.
Mar. 6	Wed.	# DePaul	8:00 p.m.

HOME GAMES IN CAPS, Home Games Played at the Miami Arena  
 #SportsChannel Florida, \*SportsChannel America, •Played at the Knight Sports Complex  
 Eastern Airlines Palm Beach Classic at West Palm Beach Auditorium  
 Schedule subject to change, For Ticket Information call 1-800-GO-Canes