



# Miami Basketball

2016 & 2013 NCAA Sweet 16 | 2013 ACC Regular Season and Tournament Champions

Amy (Woodruff) LaBrie, Associate Communications Director  
O: (305) 284-3241 | C: (813) 410-1194  
LaBrie@miami.edu | @CanesHoops

## 2016-17 SCHEDULE

Nov. 2	Barry (Ex.)	ACCN Extra	7 p.m.
Nov. 11	Western Carolina	ACCN Extra	7 p.m.
Nov. 16	at North Florida	ESPN3	7 p.m.
Nov. 19	Penn	ACCN Extra	4 p.m.

### AdvoCare Invitational, HP Field House, Orlando, Fla.

Nov. 24	Stanford	ESPN2/U	2:30 p.m.
Nov. 25	Indiana State/Iowa State	ESPN2/3	
Nov. 27	Florida/Gonzaga/Quinnipiac/Seton Hall		

### ACC-Big Ten Challenge

Nov. 30	Rutgers	ESPNU	7 p.m.
---------	---------	-------	--------

### HoopHall Miami Invitational, AAA, Miami

Dec. 3	Wofford	ESPN3	5:30 p.m.
--------	---------	-------	-----------

Dec. 6	South Carolina State	ACCN Extra	7 p.m.
Dec. 16	Florida Atlantic	ACCN Extra	7 p.m.
Dec. 22	George Washington	ACCN Extra	7 p.m.
Dec. 28	Columbia	ACCN Extra	7 p.m.

### Atlantic Coast Conference Schedule

Dec. 31	NC State	RSN	4:30 p.m.
Jan. 4	at Syracuse	RSN	7 p.m.
Jan. 12	Notre Dame	ESPN/2	7 p.m.
Jan. 14	at Pittsburgh	RSN	12 p.m.
Jan. 18	at Wake Forest	ACCN	8 p.m.
Jan. 21	at Duke	ESPN/2	TBA
Jan. 25	Boston College	RSN	9 p.m.
Jan. 28	North Carolina	CBS	1 p.m.
Feb. 1	Florida State	ACCN	8 p.m.
Feb. 4	at NC State	ACCN	3 p.m.
Feb. 8	Virginia Tech	RSN	9 p.m.
Feb. 11	at Louisville	ESPN/2	TBA
Feb. 15	Georgia Tech	ACCN	8 p.m.
Feb. 18	Clemson	RSN	12 p.m.
Feb. 20	at Virginia	ESPN	7 p.m.
Feb. 25	Duke	CBS	4 p.m.
Feb. 27	at Virginia Tech	ESPN2	9 p.m.
March 4	at Florida State	ACCN	4 p.m.
March 7-11	ACC Tournament, Brooklyn, N.Y.		

## COACHING STAFF

**Head Coach:** Jim Larrañaga, Providence '71, sixth season  
**Associate Head Coach:** Chris Caputo, Westfield State (Mass.) '02  
**Assistant Coach:** Jamal Brunt, Randolph-Macon '03  
**Assistant Coach:** Adam Fisher, Penn State '06, '09

## PRONUNCIATION GUIDE

### Student-Athletes

0	Ja'Quan Newton	Juh-quan
4	Dejan Vasiljevic	Day-on Vass-EEI-uh-vitch
5	Davon Reed	Dave-on
15	Ebuka Izundu	E-boo-kuh E-zoon-du
20	Dewan Huell	Duh-wan Hue-ull
21	Kamari Murphy	Kuh-mar-EE
35	Chris Stowell	Stole

### Coaches

Jim Larrañaga	lare-uh-nay-guh
Chris Caputo	ca-poo-toe

## EXHIBITION: NOV. 2, 2016 | 7 P.M. | WATSCO CENTER | CORAL GABLES, FLA.



## RV MIAMI HURRICANES

**Head Coach:** Jim Larrañaga  
**Record at Miami:** 118-57, sixth season  
**Career Record:** 588-391, 33rd season

**2013 & 2016 ACC Coach of the Year**  
**ACC Record at Miami:** 54-34  
**Alma Mater:** Providence, 1971



## BARRY BUCCANEERS

**Head Coach:** Butch Estes  
**Record at Barry:** 70-22, fourth season

**Alma Mater:** North Carolina  
**Career Record:** 514-329, 34th season

## BROADCASTS

Television: ACC Network Extra - Alex Schwartz  
 Radio: None  
 Online: ACC Network Extra - Alex Schwartz

## SERIES

All-time: Miami leads 2-0 Under Coach Larrañaga: 0-0  
 Home: 2-0 Away: 0-0 Neutral: 0-0 Postseason: 0-0  
 Last regular season matchup: Dec. 11, 1992. Miami won, 81-64 at home.

## POLLS

Miami - AP: RV USA Today: RV  
 Barry - Finished 2015-16 season ranked No. 19 in NABC Division II Final Poll

## WEATHER

Coral Gables, Fla.: High 82 / Low 74 Miami Shores, Fla.: High 82 / Low 73

# 10

Miami has just 10 scholarship guys on the roster, led by seniors Davon Reed & Kamari Murphy, junior Ja'Quan Newton and sophomores Anthony Lawrence and Ebuka Izundu.

# 5

The Hurricanes will have five new players wearing Miami uniforms this season, including four freshmen and one junior transfer.

# 11

Among active coaches, Coach L is the 11th-winningest coach in the country at major schools with 588 victories, and ranked No. 42 on the list of all-time winningest coaches.

# 1

The basketball facility is being rebranded with graphics and new features in the office areas, locker rooms and hallways of the Watsco Center and practice facility.

# 2

The Miami basketball team went through a two-day training session with the Navy Seals on the UM campus in late August.

# 15

This season head coach Jim Larrañaga and associate head coach Chris Caputo begin their 15th season on sidelines together, dating back to their time at George Mason University.

## 2016-17 MIAMI HURRICANES

	NAME	YR.	POS.	HT.	WT.	HOMETOWN   PREVIOUS SCHOOL (S)
0	Ja'Quan Newton	Jr.	G	6-2	187	Philadelphia, Pa. / Neumann-Goretti HS Captain. Starting PG after being touted as Sixth Man of the Year a season ago. Sophomore stats: 10.5 ppg, 1.4 apg, 2.3 rpg.
1	Rashad Muhammad	RJr.	G	6-6	184	Las Vegas, Nev. / San Jose State / Bishop Gorman HS Long-range shooter who will make Miami debut after sitting out 2015-16 due to NCAA transfer rules.
2	Mike Robinson	So.	G	5-10	170	New Britain, Conn. / New Britain HS Team manager turned walk-on. Played basketball, football and was on track team in high school.
3	Anthony Lawrence, Jr.	So.	G/F	6-7	210	St. Petersburg, Fla. / Lakewood Senior HS PG in high school, small forward at Miami. Son of a high school coach. Freshman stats: 4.1 ppg, 42.9% 3FG, 51.1% FG.
4	Dejan "DJ" Vasiljevic	Fr.	G	6-3	198	Melbourne, Australia / Australian Institute of Sport Goes by DJ. Combo guard with international experience with FIBA and Australian national team.
5	Davon Reed	Sr.	G	6-6	220	Ewing, N.J. / Princeton Day School Three-year captain. Workman mentality. 2016 NABC Honors Court. Junior stats: 11.1 ppg, 4.1 rpg, 81.6% FT.
11	Bruce Brown	Fr.	G	6-5	190	Boston, Mass. / Vermont Academy 2016 Jordan Brand Classic All-American. Boasts 6-9 wingspan. Multi-sport athlete in high school, also playing football.
14	Rodney Miller, Jr.	Fr.	C	7-0	258	Laurelton, N.Y. / Oak Hill Academy Ranked No. 15 center by ESPN and No. 17 by Scout. 7-1 wingspan. Ranked No. 90 overall by Scout and No. 96 by 247.com.
15	Ebuka Izundu	So.	C	6-10	231	Charlotte, N.C. / Victory Christian Center / Nigeria Born in Lagos, Nigeria, and moved to the United States in 2013. Freshman stats: 2.1 ppg, 1.3 rpg, 15 GP.
20	Dewan Huell	Fr.	F	6-11	220	Miami, Fla. / Miami Norland HS 2016 McDonald's All-American. Ranked No. 21 by ESPN, No. 23 by Rivals and No. 25 by Scout.
21	Kamari Murphy	RSr.	F	6-8	220	Brooklyn, N.Y. / Oklahoma State / IMG / Lincoln HS Captain. Graduated in May with B.A. in sociology. Transfer from Oklahoma State. Junior stats: 6.0 rpg, 5.6 ppg.
35	Chris Stowell	Jr.	F	6-6	208	Exeter, N.H. / Tilton School / Exeter HS Walk on with good athleticism. Speaks English, Spanish, some Italian, Russian, Chinese and Hebrew.



## PROGRAM HISTORY

First Year of Basketball	1926
All-Time Record	990-727
Under Coach Jim Larrañaga	118-57 (5 years)
All-Time ACC Record	97-103 (12 years)
ACC Record Under Coach Jim Larrañaga	54-34 (5 years)
ACC Regular-Season Championship	1 / 2013
ACC Tournament Championship	1 / 2013
NCAA Appearances	8
	1960, 1998, 1999, 2000, 2002, 2008, 2013, 2016
All-Time Record in NCAA Tournament	8-8
Last NCAA Postseason Finish	2016 Sweet 16
NIT Appearances	12
	1961, '63, '64, '95, '97, '01, '05, '06, '09, '11, '12, '15
All-Time Record in NIT	11-12
Last NIT Finish	2015 Runner Up

## 2015-16 IN REVIEW

Overall Record	27-8
Home/Away/Neutral	15-1 / 6-5 / 6-2
ACC Record / Finish	13-5 / 1-2nd
Letterwinners Returning / Lost	5 / 5
Starters Returning / Lost	2 / 3
Newcomers	5

## UNIVERSITY INFORMATION

Location	Coral Gables, Fla.
Enrollment	16,188
Founded	1925
Nickname	Hurricanes
Colors	Orange (PMS 1665), Green (PMS 3435) and White
President	Dr. Julio Frenk
Director of Athletics	Blake James
Faculty Athletics Representative	Dr. Marvin Dawkins
Conference	Atlantic Coast Conference
Arena / Capacity	Watsco Center / 7,972
Ticket Office Phone	1-800-GO-CANES
Website	www.HurricaneSports.com
Mailing Address	5821 San Amaro Drive, Coral Gables, FL 33146
Communications FAX	305-284-3362
Press Row Phone	305-284-2111
Flagship Radio Station	560 WQAM
Radio Play-by-Play	Joe Zagacki

## WHAT'S BACK

Category	Total	P/G	Pct.
Games Started	64	1.8	.366
Minutes Played	2983		.425
Points	1060	30.3	.405
Field Goals Made	369	10.5	.409
Field Goal Pct.	369-764		.483
3-Point FG Made	73	2.1	.308
3-Point FG Pct.	73-195		.374
Free Throws Made	249	7.1	.430
Free Throw Pct.	249-348		.716
Rebounds	487	13.9	.408
Assists	164	4.7	.374
Steals	86	2.5	.400
Blocks	64	1.8	.504

## Returning Leaders

Points/Game	Davon Reed	11.1
FG Made	Davon Reed	129
FG Pct. (Guard)	Anthony Lawrence, Jr.	.511
FG Pct. (Forward)	Ebuka Izundu	.625
3-Point FG Made	Davon Reed	46
3-Point Pct.	Anthony Lawrence, Jr.	.429
Free Throws Made	Ja'Quan Newton	105
Free Throw Pct.	Davon Reed	.816
Rebounds/Game	Kamari Murphy	6.0
Assists/Game	Ja'Quan Newton	2.2
Steals/Game	Ja'Quan Newton	0.9
Blocks/Game	Kamari Murphy	0.9

## PRESEASON ACC POLL

### October 2016

1. Duke	9. Miami
2. North Carolina	10. Virginia Tech
3. Virginia	11. Clemson
4. Louisville	12. Pitt
5. Syracuse	13. Wake Forest
6. NC State	14. Georgia Tech
7. Notre Dame	15. Boston College
8. Florida State	

## CLASS BREAKDOWN

### Seniors (2)

Kamari Murphy, Davon Reed

### Juniors (4)

Rashad Muhammad, Ja'Quan Newton,  
Michael Gilmore\*, Chris Stowell#

### Sophomores (3)

Ebuka Izundu, Anthony Lawrence Jr.,  
Mike Robinson#

### Freshmen (4)

Bruce Brown, Dewan Huell,  
Rodney Miller Jr., Dejan "DJ" Vasiljevic

\*Out due to transfer rules.

#Walk on

## GEOGRAPHIC BREAKDOWN

**Australia** Dejan "DJ" Vasiljevic

**Nigeria** Ebuka Izundu

**United States**

**Connecticut** Mike Robinson#

**Florida** Michael Gilmore\*

Dewan Huell  
Anthony Lawrence, Jr.

**Massachusetts** Bruce Brown

**Nevada** Rashad Muhammad

**New Hampshire** Chris Stowell#

**New Jersey** Davon Reed

**New York** Kamari Murphy

Rodney Miller, Jr.

**Pennsylvania** Ja'Quan Newton

## RETURNERS (5)

Ebuka Izundu, Anthony Lawrence Jr.,  
Kamari Murphy, Ja'Quan Newton,  
Davon Reed

## NEWCOMERS (6)

Bruce Brown, Michael Gilmore\*  
Dewan Huell, Rodney Miller, Jr.  
Rashad Muhammad, Dejan "DJ" Vasiljevic  
**Lost (3)**

Ivan Cruz Uceda, Tonye Jekiri,  
Sheldon McClellan, Angel Rodriguez

## HEAD COACH JIM LARRAÑAGA

In his five seasons at The U, Coach Jim Larrañaga has led the Hurricanes to a pair of NCAA Sweet 16 appearances and won the 2013 ACC regular season and ACC Tournament titles. He has been named the AP, Naismith, USBWA and Henry Iba National Coach of the Year, twice was both the ACC and USBWA District Coach of the Year and was the 2013 NABC District Coach of the Year.

## LARRAÑAGA BY THE NUMBERS

5 - Coach Jim Larrañaga is one of five ACC coaches with a Final Four appearance to his credit. In 2006, Larrañaga became the first coach at a mid-major school to take his team to the NCAA Final Four in 27 years.

7 - In 32 years of coaching, Jim Larrañaga has a winning record in the NCAA Tournament, a 9-6 mark in seven appearances.

7 - Larrañaga is no stranger to the ACC. In his seven seasons as an assistant coach at Virginia, the Cavaliers participated in the NCAA Final Four in 1981 and 1984, won three ACC Championships and finished in the top five of the rankings.

16 - Larrañaga has made 16 postseason appearances in the past 27 years, including reaching seven NCAA Tournaments.

33 - Larrañaga is in his 33rd year as a head coach and has successfully transitioned three institutions into winning programs: Miami, Bowling Green and George Mason.

500 - Coach L is one of five ACC coaches with 500 or more wins.

## LARRAÑAGA - WHY MIAMI?

Along with returning to the best basketball conference in the country, Coach L had a few personal reasons for accepting the head coaching job at Miami. Coach's grandfather was from Cuba, where he produced the Larrañaga [lare-en-YAH-ga] cigar. Coach's father was raised in Key West, Fla., before moving to The Bronx, N.Y., getting married and raising six children. Coach L was raised in The Bronx, but vacationed to Florida as a boy. He also owns a house in Sarasota, Fla., - which he bought from Dick Vitale's daughter - and three of his siblings have retired to Florida.





### WINNINGEST ACTIVE COACHES AT MAJOR SCHOOLS

Rank	Coach	Wins
1.	Mike Krzyzewski, Duke	1,043
2.	Jim Boeheim, Syracuse	888
3.	Roy Williams, North Carolina	783
4.	Rick Pitino, Louisville	743
5.	Bob Huggins, West Virginia	719
6.	Cliff Ellis, Coastal Carolina	715
7.	John Calipari, Kentucky	662
8.	Rick Barnes, Tennessee	619
9.	Bill Self, Kansas	592
10.	Dana Altman, Oregon	564
11.	<b>Jim Larrañaga, Miami</b>	<b>560</b>
12.	Tubby Smith, Memphis	557
13.	Steve Fisher, San Diego State	552
14.	Fran Dunphy, Temple	524
15.	Tom Izzo, Michigan State	524

### UM SINCE JOINING THE ACC IN 2004-05

Season	Overall	ACC W-L	ACC Rank/Seed	ACCT	Post Season
2004-05	16-13	7-9	t6 / 6	0-1	NIT 0-1
2005-06	18-16	7-9	t7 / 8	1-1	NIT 2-1
2006-07	12-20	4-12	12 / 12	1-1	
2007-08	23-11	8-8	t5 / 5	1-1	NCAA 1-1
2008-09	19-13	7-9	t7 / 9	0-1	NIT 1-1
2009-10	20-13	4-12	12 / 12	2-1	
2010-11	21-15	6-10	9 / 9	1-1	NIT 2-1
2011-12	20-13	9-7	t4 / 6	1-1	NIT 1-1
2012-13	29-7	15-3	1 / 1	3-0	NCAA 2-1
2013-14	17-16	7-11	10 / 10	1-1	
2014-15	25-13	10-8	6 / 6	1-1	NIT 4-1
2015-16	27-8	13-5	2 / 3	1-1	NCAA 2-1

### LARRAÑAGA'S MILESTONE VICTORIES

Win	Date	Opponent	Score	School
50	02/10/88	Miami (Ohio)	65-59	BG
100	02/23/91	Kent State	84-57	BG
150	12/22/94	at Ohio State	59-50	BG
200	12/27/97	Northeastern	66-60	GMU
250	12/20/00	Coastal Carolina	81-65	GMU
300	12/02/03	East Carolina	76-65	GMU
350	01/26/06	William & Mary	81-58	GMU
400	02/27/08	William & Mary	68-59	GMU
450	12/08/10	Loyola (Md.)	66-52	GMU
500	01/05/13	Georgia Tech	62-49	Miami
550	01/24/15	at Syracuse	66-62	Miami

### SEBASTIAN THE IBIS



In 1926, the University of Miami adopted the Ibis as the official mascot for the University's athletic teams. Representing the leadership, courage, knowledge, strength and speed characteristics that our student-athletes portray. As the clouds become dark and a hurricane approaches, folklore maintains that other birds look to the Ibis for leadership. The Ibis uses its instinct to detect danger. It is the last sign of wildlife to take shelter before a hurricane hits, giving warning that danger is imminent. As the storm passes the Ibis is the first to reappear, a sign that clear skies are approaching.

### THE 2016-17 HURRICANES

Miami opens the 2016-17 regular season with 10 scholarship players, led by a trio of captains in seniors Davon Reed and Kamari Murphy, along with junior Ja'Quan Newton. Sophomores Anthony Lawrence and Ebuka Izundu also return for the Hurricanes.

This season, a group of five newcomers comprising Miami's top recruiting class in program history will don a UM jersey for the first time. The Canes' coaching staff reeled in four freshmen in McDonald's All-American Dewan Huell, Jordan Brand Classic All-American Bruce Brown, Australian standout Dejan "DJ" Vasiljevic and Rodney Miller from national powerhouse Oak Hill Academy (Va.). Redshirt junior Rashad Muhammad also joins the class after sitting out a season ago due to transferring from San Jose State. The four-man group has been named one of the top 2016 classes in the country, with a No. 9 ranking from 247Sports, No. 10 from Scout, No. 13 from ESPN and No. 13 from Rivals.

### MIAMI PICKED NINTH IN ACC PRESEASON POLL

Miami was predicted to finish ninth out of 15 teams in the Atlantic Coast Conference this season, as announced by the league at the 55th annual Operation Basketball. Duke was picked to win the ACC, followed by North Carolina, Virginia and Louisville.

Miami's all-time preseason poll breakdowns (votes) and finishes are as follows:

2015-16 - 5th (841) - t2nd	2009-10 - 10th (135) - 12th
2014-15 - 10th (442) - t-6th	2008-09 - 4th (344) - t-7th
2013-14 - 12th (224) - 10th	2007-08 - 12th (153) - t-5th
2012-13 - 5th (436) - 1st	2006-07 - 11th (173) - 12th
2011-12 - 5th (455) - t-4th	2005-06 - 7th (540) - t-7th
2010-11 - 8th (305) - 9th	2004-05 - 11th (146) - t-6th

### AP TOP 25

Oct. 31, 2016

1 Duke (58)	0-0	1,612
2 Kentucky (2)	0-0	1,479
3 Kansas	0-0	1,476
4 Villanova (4)	0-0	1,465
5 Oregon (1)	0-0	1,343
6 North Carolina	0-0	1,314
7 Xavier	0-0	1,167
8 Virginia	0-0	1,149
9 Wisconsin	0-0	1,135
10 Arizona	0-0	1,004
11 Indiana	0-0	917
12 Michigan St	0-0	903
13 Louisville	0-0	755
14 Gonzaga	0-0	699
15 Purdue	0-0	672
16 UCLA	0-0	540
17 Saint Mary's	0-0	512
18 Connecticut	0-0	504
19 Syracuse	0-0	464
20 West Virginia	0-0	360
21 Texas	0-0	250
22 Creighton	0-0	231
23 Rhode Island	0-0	199
24 Iowa State	0-0	168
25 Maryland	0-0	144

### USA TODAY COACHES POLL

Oct. 31, 2016

1 Duke (27)	0-0	792
2 Kansas (1)	0-0	721
3 Villanova (1)	0-0	700
4 Kentucky (2)	0-0	695
5 Oregon (1)	0-0	620
6 North Carolina	0-0	614
7 Virginia	0-0	596
8 Xavier	0-0	552
9 Michigan St	0-0	544
10 Wisconsin	0-0	487
11 Arizona	0-0	468
12 Indiana	0-0	435
13 Gonzaga	0-0	371
14 Louisville	0-0	367
15 Purdue	0-0	324
16 Connecticut	0-0	239
17 Syracuse	0-0	224
18 West Virginia	0-0	204
19 Saint Mary's	0-0	203
20 UCLA	0-0	185
21 Maryland	0-0	153
22 Texas	0-0	124
23 Creighton	0-0	113
24 Rhode Island	0-0	85
25 Cincinnati	0-0	75

### SINCE THE ARRIVAL OF COACH JIM LARRAÑAGA AT MIAMI IN 2011-12 ...

(only includes teams while in the ACC, not with previous conference affiliations)

- Miami won ACC Regular Season and ACC Tournament Championships in 2013.
- Miami has played in a pair of NCAA Sweet 16 games, in 2013 and 2016.
- Miami has 35 overall road wins, the most in the conference, leading 34 from North Carolina, 33 by Virginia and 31 from Duke.
- Miami has posted an 8-6 combined record against Duke (4-2) and North Carolina (4-4).
- Miami has the fourth-most ACC wins (54) in league play, behind Duke (66), Virginia (65) and North Carolina (64).
- Miami has the fourth-most ACC road wins (23) in league play, behind Duke (29), North Carolina (29) and Virginia (25).
- Miami has the fourth-most ACC home wins (31), behind Virginia (40), Duke (37) and North Carolina (35).
- Miami is one of four schools with seven or more wins in the ACC Tournament: North Carolina (10), NC State (8), Miami (7), Florida State (7).
- Miami is one of six ACC schools with a winning record in the NCAA Tournament: Duke, Louisville, Miami, North Carolina, NC State and Notre Dame.
- Miami's seeds in the ACC Tournament have been No. 1, No. 3, No. 6 (2x) and No. 10.
- Miami is one of 10 ACC teams to make an NCAA Tournament appearance.
- Miami played in the championship game of the NIT in 2015.
- ACC Selections: Two ACC Coach of the Year, one ACC Player of the Year, ACC Defensive Player of the Year, one ACC Tournament MVP, four ACC All-Tournament, one First-Team All-ACC, two Second-Team All-ACC, four Third-Team All-ACC, six honorable mention All-ACC, one ACC All-Rookie Team and five ACC All-Defensive Team.
- Miami has the most lopsided win over Duke (27 points) and second-most lopsided wins over North Carolina (26 points) and Florida State (24 points) of any ACC team.
- Miami has won eight ACC games by 20 or more points: Boston College 4x (27, 22, 22 and 21), Duke (27), North Carolina (26), Florida State (24) and Virginia Tech (24).
- Miami has won at Cameron Indoor Stadium twice. It dealt Duke two of its five overall - and three ACC - losses by 16-plus points. UM scored 90 points against Duke twice. Dealt Duke its last two regular-season losses by 16 or more points: 27 (90-63) on Jan. 23, 2013 at Miami, and 16 (90-74) on Jan. 13, 2015 at Duke.
- All 20 seniors have earned academic degrees from UM: Garrius Adams, Raphael Akpejori, Rion Brown, Ivan Cruz Uceda, Julian Gamble, Malcolm Grant, Justin Heller, Tonye Jekiri, Reggie Johnson, DeQuan Jones, Kenny Kadji, Donnavan Kirk, Sheldon McClellan, Kamari Murphy, Trey McKinney Jones, Ryan Quiglar, Angel Rodriguez, Durand Scott, Erik Swoope and Joe Thomas.

### In the five years prior to the arrival of Coach L (2006-11) ...

- Miami tied for the 10th-most ACC wins (29) in the league, tied with Georgia Tech (29), and ahead of NC State (25).
- Miami recorded 95 overall wins, seventh-most in the ACC.
- Miami's seeds in the ACC Tournament were No. 5, No. 8, No. 9 (2x) and No. 12.
- Miami was 1-14 combined vs. Duke and UNC.
- Miami had one First-Team All-ACC, one Second-Team All-ACC, two Third-Team All-ACC, one honorable mention All-ACC, one ACC All-Rookie Team and one ACC Tournament Team selection.





## UM COMMUNICATIONS

**MBB Contact** Amy (Woodruff) LaBrie

Associate Director of Communications

**Work/Cell** (305) 284-3241 / (813) 410-1194

**E-mail** LaBrie@miami.edu

**Communications Assistant** Kevin Ivany

**Website** www.HurricaneSports.com

## 2015-16 UM QUICK FACTS

**Location** Coral Gables, Fla.

**Stadium** Watsco Center

**Press Row** 305-284-2111

**Capacity** 7,972

**Enrollment** 16,188

**Founded** 1925

**Colors** Orange, Green, White

**Nickname** Hurricanes

**Mascot** Sebastian the Ibis

**Conference** Atlantic Coast

**President** Dr. Julio Frenk

**Director of Athletics** Blake James

**Address** 5821 San Amaro Drive

Coral Gables, FL 33146

## 2015-16 in Review

**Overall Record** 27-8

**Home/Away/Neutral** 15-1 / 6-5 / 6-2

**ACC Record / Finish** 13-5 / t-2nd

**Letterwinners Returning / Lost** 5 / 5

**Starters Returning / Lost** 2 / 3

**Newcomers** 5

**Head Coach** Jim Larrañaga

**Alma Mater** Providence, 1971

**Record at UM** 118-57 / 6th season

**Overall Record** 588-391 / 33rd season

## Assistants

Chris Caputo Westfield (Mass.) State, '02

Jamal Brunt Randolph-Macon, '03

Adam Fisher Penn State, '06, '09

James Johnson Director of Operations

Sam Guelil Assoc. Director of Operations

Javier Jimenez Athletic Trainer

Steve Felde Strength & Conditioning

## HISTORY

**First Season of Basketball** 1926

**Overall All-Time Record** 990-727

**Year UM Joined ACC** 2004-05

**NCAA Appearances** Eight (8-8)

1960, 1998, 1999, 2000, 2002, 2008, 2013, 2016

**Last NCAA Appearance** Sweet 16, 2016

vs. Villanova

**NIT Appearances** 12 (11-12)

1961, 1963, 1964, 1995, 1997,

2001, 2005, 2006, 2009, 2011, 2015

**Last NIT Appearance (2011)** L, 66-64 (ot)

Championship vs. Stanford, 2015

## COMMUNICATIONS POLICIES

All interview requests for assistant coaches or athletics department staff members must be approved and cleared by Amy (Woodruff) LaBrie in the UM Communications office. Credential requests are taken via e-mail to LaBrie (LaBrie@miami.edu). Any misuse of credentials will result in removal from the Watsco Center and the permanent voiding of the credential. The UM locker room is closed at all times. For home games, Coach L and at least one Hurricane player will report to the media room for interviews following the opposing team's press conference.

## CANES SIGN TOP-15 RECRUITING CLASS

Miami has one of the top 15 recruiting classes in the country, with 247Sports ranking the class No. 9, Scout at No. 10, ESPN at No. 13 and Rivals at No. 13. The 2016 class rankings top Miami's best mark from 2005, when the Canes signed four four-star recruits - Jimmy Graham, Brian Asbury, Adrian Thomas and Denis Clemente - in a class that was ranked No. 12 in the nation by Scout. In 2009, Miami's signing class was nationally ranked No. 19 by Scout and No. 24 by ESPN. That Hurricanes' heralded 2009 class was comprised of ESPNU 100 picks Durand Scott, Garius Adams and Donnavan Kirk, in addition to May signee Antoine Allen.

Since 2002, Miami has signed 16 Scout top-100 players, including three five-star, top-25 players in DeQuan Jones (22, 2008), Dewan Huell (25, 2016) and Durand Scott (25, 2009).

Since Larrañaga's arrival, his staff has signed five top-100 players in Huell (25), Bruce Brown (44), Ja'Quan Newton (52, 2014), Rodney Miller (90) and James Palmer (98, 2014). Huell and Brown are the most lauded signees for Miamians since Scott in 2009, Jones in 2008, No. 32 Guillermo Diaz in 2003 and McDonald's All-American Darius Rice in 2000.

## SELLING OUT THE WATSCO CENTER

In just his fifth season in Coral Gables, Jim Larrañaga and Miami SOLD OUT the season ticket allotment for all home games last year at the Watsco Center. It was the first time in Miami athletics history a team sold out their season. And now, the team is less than 100 seats from selling out in back-to-back seasons.

In Coach Larrañaga's fifth season at The U, fans bought 5,500 season tickets, more than doubling the total number of season tickets sold in his first season in Coral Gables. When Coach L began his reign in Miami, fans bought 2,251 season tickets for the 2011-12 campaign. After a record-breaking season on the court in 2012-13, season tickets peaked at 3,674 for 2013-14.

## Season Tickets per Year

2015-16: 5,500

2014-15: 3,427

2013-14: 3,674

2012-13: 2,372

2011-12: 2,251

## DAVON REED TABBED TO NABC HONORS COURT

Senior Davon Reed was tabbed to the National Association of Basketball Coaches (NABC) 2015-16 NABC Honors Court, recognizing those men's collegiate basketball student-athletes who excelled in academics during the past season.

Reed, from Ewing, N.J., is majoring in sport administration with a minor in marketing and communications at Miami. He is expected to graduate from The U in May of 2017, after a four-year basketball career with the Hurricanes.

Last season Reed was also named to the All-Atlantic Coast Conference Academic Men's Basketball Team and the All-ACC Academic Honor Roll. Following his junior campaign, he was listed on Miami's Dean's List (3.5+ GPA), Athletics Director Honor Roll (3.2+ GPA) and Book Buster Honor Roll (3.0+ GPA).

## McCLELLAN ON NBA OPENING DAY ROSTER

Miami graduate Sheldon McClellan signed a partial guarantee contract with the Washington Wizards, and on the NBA's opening day, McClellan played in his first professional game. Against Atlanta, he scored seven points and had a steal in four minutes.

## FIRSTS UNDER JIM LARRAÑAGA AT MIAMI

First game: Nov. 11, 2011 vs. Tennessee Tech. W, 69-58.

First starting lineup: Malcolm Grant, Durand Scott,

Garius Adams, Erik Swoope, Kenny Kadji.

First opening tip: Miami - Kenny Kadji.

First UM FG: 18:38, Durand Scott, 3-pointer.

First lead: 18:38, 3-0.

First halftime score: Tennessee Tech 32, Miami 27.

First win: Nov. 11, 2011. Miami 69, Tennessee Tech 58.

Attendance at first game: 3,600.

First loss: Nov. 25, 2011 at Ole Miss, 64-61 (OT).

First road win: Dec. 22, 2011 at Charlotte, 76-61.

First ACC game: Jan. 7, 2012 at Virginia, L, 52-51.

First ACC win: Jan. 18, 2012 vs. Clemson, 76-73.

First ACC regular season title: 2012-13.

First NIT championship game appearance: April 2, 2015.

## JIM LARRAÑAGA = PROGRAM CHANGER

### In Coach L's Five Seasons at Miami ...

- ACC regular season and Tournament Championships
- .674 winning percentage
- Four 20-win seasons in five years
- Four postseason appearances with nine victories
- 15 ACC wins in 2013
- One All-American

### Seven Seasons before Coach L at UM ...

- .561 winning percentage
- Best conference finish was fifth place
- One NCAA Tournament appearance
- Most ACC wins in a season was eight

### In Coach L's 14 Seasons at George Mason ...

- .626 winning percentage
- 13 straight winning seasons
- A Final Four appearance
- Five trips to the NCAA Tournament
- Nine postseason appearances
- First national ranking
- First appearance in top 10
- First wins over top 10 teams
- Winningest coach in league history

### Seven Seasons before Coach L at GMU...

- .340 winning percentage
- Seven straight losing seasons
- Zero postseason appearances
- Worst team in the CAA

## PRO CANES

James Jones Cleveland Cavaliers

Sheldon McClellan Washington Wizards

Jimmy Graham Seattle Seahawks

Erik Swoope Indianapolis Colts

Garius Adams Le Havre (France)

Ivan Cruz Uceda Cafes Candelas Breogan Lugo (Spain)

Guillermo Diaz San Lorenzo de Almagra (Argentina)

Julian Gamble Telekom Baskets Bonn (Germany)

Malcolm Grant KK Tajfun Sentjur (Slovenia)

Tonye Jekiri Bandirma Kirmizi (Turkey)

Reggie Johnson Mono Vampire Bangkok (Thailand)

DeQuan Jones Lille Metropole Basket (France)

Kenny Kadji Trabzonspor Medical Park Basketbol (Turkey)

Donnavan Kirk Fukuoka Rizing (Japan)

Shane Larkin Saski Baskonia Vitoria (Spain)

Trey McKinney Jones Egis Kormend (Hungary)

Angel Rodriguez Cholet (France)

Durand Scott Enel Basket Brindisi (Italy)



## NAVY SEALS TRAINING

The Miami basketball team went through a two-day training session with the Navy Seals on the UM campus in late August. The team worked out on both the land and in the swimming pool. Check out the highlight video here: [https://youtu.be/VCZ\\_9t2FVR0](https://youtu.be/VCZ_9t2FVR0).

## MIAMI RELOADS WITH FIVE NEWCOMERS

The Hurricanes will have five new players wearing Miami uniforms this season, including four freshmen and one junior transfer. Of the five newcomers, Dewan Huell (Miami Norland) and Bruce Brown (Vermont Academy) are high school All-Americans, DJ Vasiljevic (Australia) has FIBA and national team experience, Rodney Miller attended Oak Hill Academy and junior Rashad Muhammad was the leading scorer at San Jose State two seasons ago.

## LARRAÑAGA ONE OF THE BEST

Among active coaches, Jim Larrañaga is the 11th-ranked winningest coach in the country (at major schools) with 588 victories, and ranked No. 42 on the list of all-time winningest coaches at major schools. Among the seven ACC coaches with five-plus years in the league, in their first five years at their current school, Coach L is second in overall wins (118), overall winning percentage (.674), ACC victories (54), winning percentage in ACC games only (.614). Among all-time ACC coaches (includes only seasons coaching at ACC schools during years as ACC member), Coach L is ranked No. 25 all-time in ACC wins and No. 29 all-time in overall wins, in just five years in the league. He is ninth all-time in winning percentage in ACC games only (.614).

## RECRUITING THE STATE OF MIAMI

Coach Jim Larrañaga has put great emphasis on recruiting the "state of Miami." UM's recruits from Florida in the past five years include Shane Larkin (Orlando), Tonye Jekiri (Hiialeah), Angel Rodriguez (Miami), Joe Thomas (Miami), Anthony Lawrence (St. Petersburg), Dewan Huell (Miami) and Michael Gilmore (Jacksonville).

## LARRAÑAGA AND CAPUTO TOGETHER 15 YEARS

This season head coach Jim Larrañaga and associate head coach Chris Caputo begin their 15th season on sidelines together, dating back to their time at George Mason University. Caputo started on Coach L's staff as the video coordinator for the 2002-03 season, and along the way, the native of Elmhurst, N.Y., was an assistant coach and is now the associate head coach for the Hurricanes. Caputo helped the 2006 GMU team to the NCAA Final Four and has made five total NCAA Tournament appearances with Larrañaga. Both Caputo and Larrañaga attended Archbishop Molloy High School (N.Y.) and played for legendary head coach Jack Curran.

## LARRAÑAGA GRADUATES CANES

All four Hurricane seniors graduated from Miami following the 2015-16 campaign. In May 2015 Sheldon McClellan earned his bachelor of liberal arts degree and in December Angel Rodriguez earned his bachelor's of education degree with a major in sports administration

and a minor in sociology, the same degree Ivan Cruz Uceda and Tonye Jekiri both completed in May.

Now all four men are playing professional basketball, with McClellan in the NBA and Rodriguez (France), Jekiri (Turkey) and Cruz Uceda (Spain) all overseas.

## FACILITY UNDERGOING \$1.7 MILLION RENOVATION

The basketball facility is in the process of a \$1.7 million renovation that will include upgrades to the locker rooms, student-athlete lounges, office spaces, weight room and practice facility hallways.

The project is being split into two phases, beginning with the \$1.7 million remodel to be complete by Nov. 2. The second phase will begin following the 2016-17 season.

The coaches' offices and hallways of the facility will feature highlights from great moments in Miami basketball history, as well as photos of select stars from both the men's and women's teams. Also on display will be large-scale images of UM's ProCanes as well as the newest Canes adidas gear.

The players' lounge will feature a gaming center complete with couches and televisions.

The walls of the practice facility will showcase photos of celebrity Canes fans throwing up the U and images of the sold-out student section.

The overall concept will be produced by ZeDesign, with graphics printed and installed by Thomas Printing. The wallpaper-style graphics will be printed on Dreamscape material. Office flooring will be provided by Southeastern Surfaces and Equipment while furniture will be from DreamSeat, Apricot and ZeDesign.

Student-athletes will have custom lockers from Longhorn Lockers and ProSound will upgrade the sound system in the locker room, lounges and coaches' offices.

## MIAMI ANNOUNCES THE WATSCO CENTER

In October, the University of Miami announced the naming of its multi-purpose entertainment facility as the Watsco Center.

Watsco, Inc., based in Miami, is traded on the New York Stock Exchange and is the largest distributor of air conditioning, heating and refrigeration products with annual sales of more than \$4 billion, 5,000 employees and 563 locations throughout North America. Watsco has provided funding to the University since the 1990s through its "Watsco's Kids" program, providing children in the community free access to performance arts, sports and other events at the University.

The Watsco Center, located in the heart of the Coral Gables campus, and formerly known as the BankUnited Center, is the largest multi-purpose entertainment facility of its kind south of downtown Miami, with more than 200,000 square feet, 8,000 seats and 25 executive suites. The venue has played host to numerous nationally televised University of Miami men's and women's college basketball games, world-class musicians and performers, community events, and several presidential debates, forums and rallies.

## LARRAÑAGA CONTRACT EXTENDED THROUGH 2022

The University of Miami extended Coach Jim Larrañaga's contract through May 31, 2022, Director of Athletics Blake James announced in September 2014. Larrañaga first signed a five-year contract in April 2011, then was granted a three-year extension in 2012.

## COACHING COORDINATORS FOR MIAMI

Miami's assistant coaching staff is set up in a coordinator system, with Jamal Brunt as the offensive coordinator, Chris Caputo manning the defense and Adam Fisher handling the scout for every opponent. James Johnson is the dean of discipline.

## HURRICANES MAKE DIVISION I ATHLETICS HISTORY

Miami was the only school in NCAA Division I athletics to have its football team play in a bowl game, men's and women's basketball teams reach the NCAA tournament and baseball team advance to the College World Series during the 2015-16 academic year.

The 2015-16 Hurricanes men's basketball team played its way into the NCAA Tournament's Sweet 16 for the second time in four seasons and just the third time in school history. Miami ended the season ranked No. 10 by the Associated Press and No. 8 in the *USA Today* Coaches Poll. The Canes were ranked in the polls a school record 18 straight weeks and ranked top-15 for a school record 14 weeks. Miami's 27 wins were the second-most victories in school history, behind 29 in the 2012-13 season. The Hurricanes finished 13-5 in ACC action, tied for second place in the league and posted a perfect 9-0 mark at home in conference play and defeated five ranked teams.

In 2016, the Miami Hurricanes extended their college baseball record with their 44th straight trip to the NCAA postseason, a streak that dates to 1973. Awarded the No. 3 national seed for their dominant regular season, the Hurricanes went a perfect 3-0 in the NCAA Regional round and topped Boston College in the best-of-three NCAA Super Regional to advance to the College World Series for the 25th time in program history. Miami's 25 CWS trips are the second-most of any program nationwide, trailing only Texas' 35.

The Miami women's basketball team posted a stellar 24-9 (10-6 ACC) record in 2015-16 to tie for the fifth-most wins in a single season in program history. The Hurricanes reached the NCAA Tournament for the fifth time in the past six seasons and earned a No. 5 seed, tied for their fourth-highest seed ever. Miami, which won its first 10 games of the year, also advanced to the semifinals of the ACC Tournament for the second time after defeating No. 14/10 Florida State, 74-56, in the quarterfinals.

The University of Miami football team earned a bid to its 39th bowl game following an 8-4 regular season in 2015, during which it posted victories against Nebraska, nationally-ranked Duke and defending ACC Coastal champion Georgia Tech. Miami opened the season on a high note, as it went 3-0 for the just the 17th time in the last 60 years. The Hurricanes finished the regular season winning four of their final five games and were selected to play in the 2015 Hyundai Sun Bowl in El Paso, Texas.



## 2015-16 IN REVIEW

### 2015-16 TEAM HIGHLIGHTS

- First team in Miami history to sell out its home arena for the entire season.
- Third squad in Miami history to play in the Sweet 16.
- 24 regular season wins are tied with 2012-13 season for the most in Miami history.
- 13 wins in ACC play are the second-most in school history, behind 15 in 2012-13.
- Perfect 9-0 at home in ACC play, 15-1 at home overall.
- Defeated five ranked teams: No. 3 Virginia, No. 11 Louisville, No. 16 Utah, No. 22/20 Butler and No. 24/20 Duke, with back-to-back wins over Virginia and Louisville.
- Ranked in the polls a school record 17 straight weeks. Ranked top-15 for a school record 14 weeks, including current streak of six straight weeks.
- Won the Puerto Rico Tip Off, defeating No. 16 Utah, No. 22/20 Butler and Mississippi State by 20.0 points per game. Puerto Rico native Angel Rodriguez was named MVP.
- Won ACC/Big Ten Challenge game at Nebraska, 77-72, in overtime.
- Defeated in-state rival Florida, which was receiving votes at the time.
- Posted 11-1 non-conference regular season record with only loss on a buzzer-beater vs. Northeastern. The Canes were 6-1 at home, 2-0 on the road and 3-0 at neutral sites.
- Coach L named ACC Coach of the Year for second time in four seasons.
- Sheldon McClellan named to the USBWA All-District Team and Coach Larrañaga recognized as District IV Coach of the Year.
- Three players - Sheldon McClellan, Tonye Jekiri and Angel Rodriguez - named All-ACC, while Jekiri was on the ACC Defensive Team. Davon Reed was on the All-ACC Academic Team.
- Sheldon McClellan named to the 2016 ACC All-Tournament Second Team.

### MIAMI POSTS THIRD 25-WIN SEASON

Coach Jim Larrañaga has posted his third 25-win season and fourth 20-win season in five years at The U. This was also his fifth-career 25-win season and 10th-career 20-win campaign. Larrañaga is just the second coach in Miami history with four 20-win seasons, joining Bruce Hale (1954-67), and is the only Miami coach with a 25-win year.

This was Miami's third 25-win campaign (all under Coach L) and seventh 20-win season since joining the ACC for the 2004-05 campaign.

### 13+ ACC WINS FOR THE SECOND TIME UNDER COACH L

Miami won 13 games in ACC play for just the second time in school history, along with 15 wins in 2012-13. In five seasons under Larrañaga, the Canes have won seven or more ACC games each season. Prior to the arrival of Coach L, Miami had never won 10 ACC games in a season.

### TIED FOR MOST REGULAR-SEASON WINS

Miami was 24-5 in the regular season, tied with the 24-6 record in 2012-13 for the most regular-season wins in Hurricanes history. In Larrañaga's five seasons, the Canes have the following records in the regular season: 2015-16: 24-5; 2014-15: 20-11; 2013-14: 16-15; 2012-13: 24-6; 2011: 12: 18-11.

### BEST FG SHOOTING PERCENTAGE IN 27 YEARS

The Canes made 47.9 percent (907-1895) from the field, the best in Miami's history since the 1988-89 season when UM hit 49.2 percent (1024-2083) of its shots. Miami's 74.9 percent clip (578-772) at the line is the best since 77.1 percent (523-678) in 2001-02.

### THE HURRICANES IN THE NCAA TOURNAMENT

The Canes were a No. 3 seed for the first time in UM history. Miami's highest seed was No. 2, in 2013 and 1999.

The Canes played in the NCAA Tournament for the eighth time.

Miami is 8-8 in NCAA Tournament play.

Miami played in its third Sweet 16, has played in the second round five times and played just one game three times.

Under head coach Jim Larrañaga, Miami is 4-2 in the NCAA Tournament in just four seasons. The Hurricanes were 4-6 in their first six appearances.

UM has won at least one game in the NCAA Tournament in five of eight appearances, including three straight and in five of the last six.

UM has won five of its last eight games in the NCAA Tournament after going 2-1 in 2013 and 1-1 in 2008.

Five different coaches have led Miami to its eight NCAA appearances. Leonard Hamilton (3: 1998-00) and Jim Larrañaga (2: 2013, 2016) are the only coaches to lead the Canes to multiple NCAA berths.

Miami and Texas A&M were the only two schools among top-three seeds who did not play in the NCAA Tournament in 2014-15.

### MIAMI CONTINUES TO EXCEED EXPECTATIONS

Miami was a 3-seed in the 2016 NCAA Tournament, one of five teams among the 12 top three-seeds that was not ranked in the AP preseason poll.

### ALL-ACC AWARDS FOR THE HURRICANES

Coach Jim Larrañaga was named the ACC Coach of the Year for the second time in four seasons, while three players earned postseason honors. Coach Jim Larrañaga - Coach of the Year (ACSMA/Coaches); Tonye Jekiri - All-Defensive Team (ACSMA/Coaches); Sheldon McClellan - Second Team All-ACC (ACSMA/Coaches); Angel Rodriguez - Third Team All-ACC (ACSMA); Tonye Jekiri - Honorable Mention (ACSMA/Coaches). Since joining the league in 2004-05, Miami has had 34 honorees on ACC postseason award lists, 21 of which have come under Coach L's watch, including five of Miami's six All-Defensive Team players. Jekiri is the only Hurricane to be named to that team twice.

### MCCLELLAN 11TH-MOST EFFICIENT PLAYER IN THE NATION, 180 PLAYER

Sheldon McClellan was the 11th-most efficient offensive player in the nation among players with 20 percent-or-more possessions used, according to KenPom.com. He was also the third most efficient player in the ACC overall, and No. 30 in the nation. McClellan was 17th in the ACC (league games only) in 2-point field goal percentage (54.6), ninth in true shooting percentage (60.7) and 10th in free throw percentage (83.5). He was fourth in the ACC in turnover rate (9.6).

McClellan also hit 56.7 percent from two, 38.9 percent from three and 83.8 percent at the line, adding up to 179.4, nearly the mark of an 180 player.

### JEKIRI EARNS MOST WINS IN PROGRAM HISTORY

In four seasons at Miami, Tonye Jekiri won 96 games, the most of any Hurricane in school history. Jekiri was the only remaining player from the 2012-13 ACC Championship and NCAA Sweet 16 team. That season, Jekiri did not play in a pair of games, playing in just 27 wins individually. He played in every victory since, with 17 as a sophomore, 25 as a junior and 27 as a senior.

### NEWTON BEST SIXTH MAN IN THE COUNTRY

Dick Vitale lauded Miami sophomore Ja'Quan Newton as the "best sixth man in the country." Newton immensely improved his stats from his freshman year, and scored in double digits 21 times last season.

	GP	PPG	FG%	3FG	FT%	10+Pts	MPG
'15-16	30	10.8	46.9	9/26	73.4	21	22.8
'14-15	34	4.0	40.5	4/10	64.1	4	13.5

In the 10 ACC victories Newton played in (not vs. VT twice, Louisville and Notre Dame), he averaged 11.4 points and 2.3 assists per game, hitting 50.6 percent from the field. In the Canes' four losses he played in, he put up 6.8 points and 1.3 assists per outing, knocking down 26.5 percent of his shots.


### REED NAMED TO ALL-ACC ACADEMIC TEAM

Davon Reed was named to the 2015-16 All-Atlantic Coast Conference Academic Men's Basketball team. The junior from Ewing, N.J., is majoring in sports administration.





# 2016-17 MIAMI HURRICANES



0

**JA'QUAN NEWTON**  
Jr. | G | 6-2 | 187  
Philadelphia, Pa.  
Neumann-Goretti HS




1

**RASHAD MUHAMMAD**  
R Jr. | G | 6-6 | 184  
Las Vegas, Nev.  
San Jose State | Bishop Gorman HS




2

**MIKE ROBINSON**  
So. | G | 5-10 | 170  
New Britain, Conn.  
New Britain HS



3

**ANTHONY LAWRENCE, JR.**  
So. | G | 6-7 | 210  
St. Petersburg, Fla.  
Lakewood Senior HS



4

**DEJAN "DJ" VASILJEVIC**  
Fr. | G | 6-3 | 198  
Melbourne, Australia  
Australian Institute of Sport



5

**DAVON REED**  
Sr. | G | 6-6 | 220  
Ewing, N.J.  
Princeton Day School



11

**BRUCE BROWN**  
Fr. | G | 6-5 | 190  
Boston, Mass.  
Vermont Academy



12

**MICHAEL GILMORE**  
Jr. | F | 6-8 | 208  
Jacksonville, Fla.  
VCU | Rickards HS




14

**RODNEY MILLER, JR.**  
Fr. | C | 7-0 | 258  
Laurelton, N.Y.  
Oak Hill Academy



15

**EBUKA IZUNDU**  
So. | C | 6-10 | 231  
Charlotte, N.C. | Nigeria  
Victory Christian Center




20

**DEWAN HUELL**  
Fr. | F | 6-11 | 220  
Miami, Fla.  
Miami Norland HS



21

**KAMARI MURPHY**  
RSr. | F | 6-8 | 220  
Brooklyn, N.Y.  
Oklahoma State | IMG | Lincoln HS



35

**CHRIS STOWELL**  
Jr. | F | 6-6 | 208  
Exeter, N.H.  
Tilton School | Exeter



**JIM LARRAÑAGA**  
Head Coach



**CHRIS CAPUTO**  
Associate Head Coach



**JAMAL BRUNT**  
Assistant Coach



**ADAM FISHER**  
Assistant Coach



**JAMES JOHNSON**  
Director of Operations



# 11 BRUCE BROWN

Fr. | 6-5 | 190 | Guard  
Boston, Mass. | Vermont Academy

2016 Jordan Brand Classic All-American

### Prior to Miami

2016 Jordan Brand Classic All-American ... Five-star shooting guard at Vermont Academy in Saxton's River, Vt. ... Ranked No. 30 by ESPN, No. 44 per Scout and No. 49 by Rivals ... Competed nationally at Nike Basketball Academy, the NBPA Top 100 Camp and Nike Elite 100 ... Won 2016 New England Prep School Basketball Class AA State Tournament ... Named 2016 NEPSAC Tournament MVP ... First Team All-NEPSAC ... Second Team All-EYBL performer playing for Boston Amateur Basketball Club ... With BABC at the Peach Jam in 2015, averaged 15.6 points, 5.6 rebounds, 2.0 steals, 1.8 assists and 1.4 blocks per game ... Multi-sport athlete at Wakefield High School two years ... Played wide receiver and strong safety on the football team ... Also played baseball and JV soccer ... Transferred to Vermont Academy after sophomore season ... Chose Miami over Indiana, Arizona, UConn, Georgetown, Michigan and Louisville, among others.

### Personal


Born Aug. 15, 1996 in Boston ... Son of Roberta Brown and Bruce Brown ... Brother to 10 siblings ... Cousin of Jalen Adams, who plays at UConn ... Boasts a 6-9 wingspan ... Started playing basketball at age six, first dunk was in eighth grade.

<b>BROWN HIGHS</b>
<b>Points</b>
Season: _____
ACC: _____
<b>Rebounds</b>
Season: _____
ACC: _____
<b>Assists</b>
Season: _____
ACC: _____
<b>Steals</b>
Season: _____
ACC: _____
<b>Blocked Shots</b>
Season: _____
ACC: _____
<b>Field Goals</b>
Season: _____
ACC: _____
<b>Field Goal Attempts</b>
Season: _____
ACC: _____
<b>Free Throws</b>
Season: _____
ACC: _____
<b>Free Throw Attempts</b>
Season: _____
ACC: _____
<b>3-Point Field Goals</b>
Season: _____
ACC: _____
<b>3-Point Field Goal Attempts</b>
Season: _____
ACC: _____
<b>Minutes</b>
Season: _____
ACC: _____

BROWN CAREER STATISTICS													3-Point				Free Throws			Rebounds				Scoring			
Season	GP	GS	Min.	Avg.	FG	FGA	Pct.	FG	FGA	Pct.	FT	FTA	Pct.	Off.	Def.	Tot.	Avg.	PF	FO	Ast.	TO	Blk	Stl	Pts.	Avg.		
2016-17																											

BROWN 2016-17		TOTAL					3-PTS			FREE THROWS			REBOUNDS											
Opponent	Date	GS	Min	FG	FGA	Pct	3FG	FGA	Pct	FT	FTA	Pct	Off	Def	Tot	Avg	PF	FO	A	TO	Blk	Stl	Pts	Avg
W Carolina																								





# 12 MICHAEL GILMORE

Jr. | 6-8 | 208 | Forward  
Jacksonville, Fla. | VCU | Rickards HS

### As a Junior at Miami (2016-17)

Will sit out the season due to NCAA transfer rules.

### Career at Virginia Commonwealth (2014-16)

Averaged 2.7 points and 2.2 rebounds in 55 total games at VCU ... Hit 47.9 percent (58-121) of his shots from the field and knocked down 35.3 percent (18-51) from three.

### As a Sophomore at VCU (2015-16)

Put up career-best numbers in his last game for the Rams, with 12 points and eight rebounds in 20 minutes against Oklahoma in the 2016 NCAA Tournament. In that game, was 4-of-4 from the field, hitting 2-of-2 attempts from long range. Was also perfect at the line, making both attempts ... Started 18 of the first 24 games (30 total) ... Hit 47.4 percent (37-78) from the field ... 38.2 percent (13-34) from long range ... Averaged 3.2 points and 2.8 rebounds in 11.5 minutes per outing.

### As a Freshman at VCU (2014-15)

Played in 25 games ... Averaged 2.0 points and 1.6 rebounds in 6.3 minutes per game ... Knocked down 48.8 percent of shots (21-43) from the field and 29.4 percent (5-17) from three.

### Prior to Miami

Ranked as the 76th-best player in the country and fifth-best in the state of Florida by ESPN.com ... Four-star recruit ... Played AAU ball for Each 1 Teach 1 ... Averaged more than six points and nearly five rebounds per game for EIT1 ... Won the 2014 Peach Jam title.

### Personal

Born Jan. 11, 1995 in Jacksonville, Fla. ... Son of Sabirah Ahmad and the late Earl Gilmore ... Nephew of Naismith Basketball Hall of Famer Artis Gilmore ... Two sisters Eliane and Amerah ... Majoring in criminology ... Started playing basketball at age seven and first dunk was in eighth grade.

### GILMORE HIGHS

#### Points

Career: 12 (2x), last vs. Oklahoma, 3/20/16

#### Rebounds

Career: 8 (2x), last vs. Oklahoma, 3/20/16

#### Assists

Career: 3, vs. Buffalo, 12/22/15

#### Steals

Career: 2 (3x), last vs. Fordham, 1/13/16

#### Blocked Shots

Career: 2 (4x), last at La Salle, 2/3/16

#### Field Goals

Career: 4 (4x), last vs. Oklahoma, 3/20/16

#### Field Goal Attempts

Career: 7, vs. Belmont, 12/16/14

#### Free Throws

Career: 2 (4x), last vs. Oklahoma, 3/20/16

#### Free Throw Attempts

Career: 4 (3x) last vs. Cincinnati, 12/19/15

#### 3-Point Field Goals

Career: 2 (7x), last vs. Oklahoma, 3/20/16

#### 3-Point Field Goal Attempts


Career: 3 (8x) last vs. Fordham, 1/13/16

#### Minutes

Career: 27, vs. American, 11/25/15

### GILMORE CAREER STATISTICS

Season	GP	GS	Min.	Avg.	3-Point			Free Throws			Rebounds				Scoring		
					FG	FGA	Pct.	FT	FTA	Pct.	Off.	Def.	Tot.	Avg.	Pts.	Avg.	
2016-17																	



# 20 DEWAN HUELL

Fr. | 6-11 | 220 | Forward  
Miami, Fla. | Miami Norland HS

## 2016 McDonald's All-American

### Prior to Miami

2016 McDonald's All-American ... Five-star, top-25 power forward ... Ranked the No. 21 player by ESPN, No. 23 by Rivals and No. 25 by Scout ... ESPN and Scout ranked him fifth at his position nationally ... Named top player in the state of Florida by Scout ... Second in the state by ESPN and Rivals ... Played in numerous national camps, including the Nike Elite 100, LeBron James Skills Academy, adidas Nations Atlanta, adidas Nations California, Elite 24 all-star game, UA All-America Camp and the NBPA Top 100 Camp ... Member of adidas US select U-18 team at adidas Eurocamp in Treviso, Italy ... Played AAU ball for Team Breakdown ... Led the Norland Vikings to three state championships ... *Miami Herald* Class 9A-6A Male Athlete of the Year ... Two-time *Miami Herald* Class 8A-6A Boy's Basketball Player of the Year ... Averaged 16.5 points, 8.7 rebounds and 1.8 blocks per game as a senior ... Posted 19.2 points and 9.1 rebounds as a junior, 10.9 ppg, 7.9 rpg as a sophomore and 4.8 ppg and 3.7 rpg as a freshman at Norland ... Also was on the track team where he participated in the 800 meter run and the high jump ... Chose hometown Miami over offers from Kansas, North Carolina, Florida State, Florida and Louisville.

### Personal

Name is pronounced Duh-wan Hue-ull ... Born Dec. 9, 1996 in Miami ... Son of Christina Fernandez ... Majoring in sports management ... Brother to six siblings including three brothers – Dewell, Dewanis and Dylan (deceased) – and three sisters – Deanna, Charese and Brittany ... Cousin to former Canes football player Duke Johnson.

### HUELL HIGHS

<b>Points</b>
Season: _____
ACC: _____
<b>Rebounds</b>
Season: _____
ACC: _____
<b>Assists</b>
Season: _____
ACC: _____
<b>Steals</b>
Season: _____
ACC: _____
<b>Blocked Shots</b>
Season: _____
ACC: _____
<b>Field Goals</b>
Season: _____
ACC: _____
<b>Field Goal Attempts</b>
Season: _____
ACC: _____
<b>Free Throws</b>
Season: _____
ACC: _____
<b>Free Throw Attempts</b>
Season: _____
ACC: _____
<b>3-Point Field Goals</b>
Season: _____
ACC: _____
<b>3-Point Field Goal Attempts</b>
Season: _____
ACC: _____
<b>Minutes</b>
Season: _____
ACC: _____

HUELL CAREER STATISTICS																										
		3-Point			Free Throws			Rebounds				Scoring														
Season	GP	GS	Min.	Avg.	FG	FGA	Pct.	FG	FGA	Pct.	FT	FTA	Pct.	Off.	Def.	Tot.	Avg.	PF	FO	Ast.	TO	Blk	Stl	Pts.	Avg.	
2016-17																										

HUELL 2016-17		TOTAL					3-PTS			FREE THROWS			REBOUNDS												
Opponent	Date	GS	Min	FG	FGA	Pct	3FG	FGA	Pct	FT	FTA	Pct	Off	Def	Tot	Avg	PF	FO	A	TO	Blk	Stl	Pts	Avg	
W Carolina																									



# 15 EBUKA IZUNDU

So. | 6-10 | 231 | Center  
Charlotte, N.C. | Lagos, Nigeria | Victory Christian Center

### As a Freshman (2015-16)

Played in 15 games ... Averaged 2.1 points, 1.3 rebounds in 5.3 minutes per game ... Totaled 32 points, 19 rebounds in 79 minutes ... Hit 62.5 percent (10-16) from the field and 63.2 percent (12-19) at the line ... Led or tied for team high in blocked shots in three games ... Scored in double digits once with 11 points against Mississippi State in the Puerto Rico Classic ... Blocked a shot in three games ... Season highs: 11 points vs. Mississippi State 11/19; 7 rebounds vs. Mississippi State 11/19; 1 assist, three times, last at North Carolina 2/20; 1 steal, two times, last at North Carolina 2/20; 1 blocked shot, three times, last vs. Villanova 3/24; 15 minutes vs. Mississippi State 11/19 ... In ACC play averaged 1.7 points, 0.3 rebounds, 0.3 steals, 0.3 blocks in 5.3 minutes ... In ACC play totaled 10 points, 2 rebounds, 2 steals, 2 blocks in 32 minutes ... Connected on all three field goal attempts and was 4-6 at the line ... Did not play in the ACC Tournament ... Played three minutes in NCAA Tournament, vs. Villanova.

### Prior to Miami

Averaged 21.0 points, 15.0 rebounds and 6.0 blocks for Victory Christian Center School as a senior ... Averaged 18.0 points, 12.0 rebounds and 6.0 blocks in junior season ... First-team All-Charlotte Observer ... No. 134 player and No. 19 center in 2015 class by Rivals.com ... No. 70 player, No. 20 power forward and No. 5 player in North Carolina in 2015 class by 247Sports ... In high school also played soccer and ran the 100 and 200 meters in track ... Played AAU for Charlotte ACES ... Originally signed with Charlotte, then was released from commitment after 49ers coach was let go ... Chose Miami over Arkansas and Cincinnati.

### Personal

Born June 28, 1996 in Lagos, Nigeria ... First name, Ebuka, is pronounced E-boo-kuh. Last name is E-zoon-du ... Moved to the United States in 2013, at age 17 ... Grew up playing soccer, then started playing basketball in 2011 ... Son of Emma and Ifeoma Izundu ... One brother: Okwy; Four sisters: Chioma Ojo, Vivian, Chingo and Ifunaya ... Speaks African language of Igbo ... Majoring in sports administration.

2015-16			
Opposition	P	R	A
UTRGV	0	0	0
Louisiana	0	0	0
vs. Miss. St.	11	7	0
vs. Utah	4	3	1
vs. Butler	DNP		
Northeastern at Nebraska	DNP		
at Nebraska	DNP		
Charlotte	0	0	1
Florida	0	1	0
Charleston	1	0	0
at La Salle	6	4	0
Princeton	DNP		
Syracuse	DNP		
Florida State	DNP		
at Virginia	DNP		
at Clemson	0	0	0
at Boston College	DNP		
Wake Forest	DNP		
DUKE	DNP		
at NC State	DNP		
Notre Dame	DNP		
at Georgia Tech	DNP		
Pittsburgh	2	0	0
at Florida State	0	0	0
Virginia Tech	0	0	0
at North Carolina	6	2	1
Virginia	DNP		
Louisville	DNP		
at Notre Dame	DNP		
at Virginia Tech	2	0	0
vs. Virginia Tech	DNP		
vs. Virginia	DNP		
vs. Buffalo	DNP		
vs. Wichita State	DNP		
vs. Villanova	0	2	0

### IZUNDU HIGHS

**Points**  
Season:  
Career: 11, vs. Mississippi State, 11/19  
ACC: 6, at North Carolina, 2/20/16

**Rebounds**  
Season:  
Career: 7, vs. Mississippi State, 11/19  
ACC: 2, at North Carolina, 2/20/16

**Assists**  
Season:  
Career: 1 (3x) last at North Carolina, 2/20/16  
ACC: 1, at North Carolina, 2/20/16

**Steals**  
Season:  
Career: 1 (2x) last at North Carolina, 2/20/16  
ACC: 1 (2x) last at North Carolina, 2/20/16

**Blocked Shots**  
Season:  
Career: 1 (2x) last at North Carolina, 2/20/16  
ACC: 1 (2x) last at North Carolina, 2/20/16

**Field Goals**  
Season:  
Career: 3 (2x), last at La Salle, 12/22/15  
ACC: 1 (2x) last at North Carolina, 2/20/16

**Field Goal Attempts**  
Season:  
Career: 5, vs. Mississippi State, 11/19  
ACC: 1 (2x) last at North Carolina, 2/20/16

**Free Throws**  
Season:  
Career: 5, vs. Mississippi State, 11/19  
ACC: 4, at North Carolina, 2/20/16

**Free Throw Attempts**  
Season:  
Career: 7, vs. Mississippi State, 11/19  
ACC: 6, at North Carolina, 2/20/16

**3-Point Field Goals**  
Season:  
Career: --  
ACC: --

**3-Point Field Goal Attempts**  
Season:  
Career: --  
ACC: --

**Minutes**  
Season:  
Career: 15, vs. Mississippi State, 11/19  
ACC: 14, at North Carolina, 2/20/16


### IZUNDU CAREER STATISTICS

Season	GP	GS	Min.	Avg.	3-Point			Free Throws			Rebounds				Scoring											
					FG	FGA	Pct.	FT	FTA	Pct.	Off.	Def.	Tot.	Avg.	PF	FO	Ast.	TO	Blk	Stl	Pts.	Avg.				
2015-16	15	0	79	5.3	10	16	.625	0	0	.000	12	19	.632	13	6	19	1.3	17	0	3	5	3	2	32	2.1	
2016-17																										
Total																										

### IZUNDU 2016-17

Opponent	Date	TOTAL			3-PTS			FREE THROWS			REBOUNDS														
		GS	Min	FG	FGA	Pct	3FG	FGA	Pct	FT	FTA	Pct	Off	Def	Tot	Avg	PF	FO	A	TO	Blk	Stl	Pts	Avg	
W Carolina																									





# 3 ANTHONY LAWRENCE

So. | 6-7 | 210 | Guard  
St. Petersburg, Fla. | Lakewood Senior HS

### As a Freshman (2015-16)

*Miami Record Book Listings:* Game: No. 7 3-point field goal percentage (1.000).  
Season: Played 33 games ... Averaged 4.1 points, 1.9 rebounds, 0.8 assists and 0.5 steals in 12.0 minutes per game ... Totaled 136 points, 63 rebounds, 27 assists and 17 steals in 397 minutes ... Hit 51.1 percent (47-92) from the field, 42.9 percent (18-42) from three and 60.0 percent (24-40) at the line ... Led or tied for team high in scoring once, rebounds once, steals four times and blocks seven times ... Scored in double digits six times, twice in ACC action ... Hit multiple 3-pointers in four games ... Notched 3-pointer in 11 outings ... Blocked a shot in nine games ... Multiple blocks in two outings ... Season highs: 18 points vs. Notre Dame 2/3; 7 rebounds at Nebraska 12/1; 4 assists vs. Louisiana 11/16; 2 steals five times, last vs. Villanova 3/24; 2 blocked shots twice, last vs. Virginia Tech 2/17; 25 minutes vs. Louisiana 11/16 ... In ACC play averaged 3.2 points, 1.6 rebounds, 0.7 assists and 0.5 blocks in 10.6 minutes per game ... In ACC play totaled 54 points, 27 rebounds, 12 assists and 8 blocks in 181 minutes ... Connected on 47.4 percent (18-38) from the field, 47.4 percent (9-19) from three and 47.4 percent of shots (9-19) at the line ... In two ACC Tournament games, averaged 4.5 points, 3.0 rebounds in 13.0 minutes ... Shot 3-4 from the field and 3-4 at the line ... In three NCAA Tournament games averaged 2.7 points, 1.0 rebounds and 1.0 steals in 12.3 minutes ... Hit 3-7 from the field, 1-3 from three and 1-2 at the line.

### Prior to Miami

Led Lakewood Senior High School team to the Class 5A state championship game as a junior ... Scored 18 points in the championship game and totaled 25 rebounds in two state tournament games ... Averaged 20 points and 13 rebounds as a junior at Lakewood ... In sophomore campaign, averaged 21 points, eight rebounds and four steals ... Listed as a three-star recruit by ESPN ... Played AAU ball for Each 1 Teach 1 Elite ... Also was on the track team in high school, participating in the high jump ... Chose Miami over offers from USC, Clemson and Texas, among others.

### Personal

Born Sept. 6, 1996 in St. Petersburg, Fla. ... Son of Anthony Sr. and Zelia ... One sister, Taylor ... Majoring in sports administration ... Played in first basketball game at age four ... Father, Anthony Lawrence Sr., was a two-year letterman at Miami from 1991-93 and after college, played overseas in Portugal, Mexico and the Dominican Republic ... Uncle, Patrick, also played at Miami from 1991-94.

### LAWRENCE, JR. HIGHS

#### Points

Season:  
Career: 18, vs. Notre Dame, 2/3/16  
ACC: 18, vs. Notre Dame, 2/3/16

#### Rebounds

Season:  
Career: 7, at Nebraska, 12/1/15  
ACC: 4 (2x) last at Virginia Tech, 3/5/16

#### Assists

Season:  
Career: 4, vs. Louisiana, 11/16/15  
ACC: 3, at Georgia Tech, 2/7/16

#### Steals

Season:  
Career: 2 (5x) last vs. Villanova, 3/24/16  
ACC: 1 (6x) last at Notre Dame, 3/2/16

#### Blocked Shots

Season:  
Career: 2 (2x) last vs. Virginia Tech, 2/17/16  
ACC: 2 (2x) last vs. Virginia Tech, 2/17/16

#### Field Goals

Season:  
Career: 5 (2x) last vs. Notre Dame, 2/3/16  
ACC: 5, vs. Notre Dame, 2/3/16

#### Field Goal Attempts

Season:  
Career: 7 (2x) last at Nebraska, 12/1/15  
ACC: 6, vs. Notre Dame, 2/3/16

#### Free Throws

Season:  
Career: 5, vs. Louisiana, 11/16/15  
ACC: 4, vs. Notre Dame, 2/3/16

#### Free Throw Attempts

Season:  
Career: 6 (2x) last vs. Mississippi State, 11/19/15  
ACC: 5, vs. Notre Dame, 2/3/16

#### 3-Point Field Goals

Season:  
Career: 4, vs. Notre Dame, 2/3/16  
ACC: 4, vs. Notre Dame, 2/3/16

#### 3-Point Field Goal Attempts

Season:  
Career: 4, vs. Notre Dame, 2/3/16  
ACC: 4, vs. Notre Dame, 2/3/16

#### Minutes

Season:  
Career: 25, vs. Louisiana, 11/16/15  
ACC: 23, at North Carolina, 2/20/16

2015-16			
Opposition	P	R	A
UTRGV	1	2	0
Louisiana	12	6	4
vs. Miss. St.	10	4	2
vs. Utah	0	0	2
vs. Butler	7	1	1
Northeastern	0	1	0
at Nebraska	13	7	0
Charlotte	9	1	1
Florida	DNP		
Charleston	11	2	1
at La Salle	2	2	3
Princeton	0	1	0
Syracuse	1	2	0
Florida State	0	0	0
at Virginia	0	1	0
at Clemson	3	1	0
at Boston College	0	0	1
Wake Forest	0	0	0
DUKE	DNP		
at NC State	0	0	0
Notre Dame	18	2	0
at Georgia Tech	5	3	3
Pittsburgh	2	1	0
at Florida State	3	1	1
Virginia Tech	5	2	0
at North Carolina	11	4	2
Virginia	1	3	2
Louisville	3	2	1
at Notre Dame	0	1	2
at Virginia Tech	2	4	0
vs. Virginia Tech	4	2	1
vs. Virginia	5	4	0
vs. Buffalo	0	0	0
vs. Wichita State	0	2	0
vs. Villanova	8	1	0

LAWRENCE CAREER STATISTICS													3-Point				Free Throws			Rebounds				Scoring			
Season	GP	GS	Min.	Avg.	FG	FGA	Pct.	FG	FGA	Pct.	FT	FTA	Pct.	Off.	Def.	Tot.	Avg.	PF	FO	Ast.	TO	Blk	Stl	Pts.	Avg.		
2015-16	33	0	397	12.0	47	92	.511	18	42	.429	24	40	.600	29	34	63	1.9	39	0	27	13	11	17	136	4.1		
2016-17																											
Total																											

LAWRENCE 2016-17		TOTAL			3-PTS			FREE THROWS			REBOUNDS													
Opponent	Date	GS	Min	FG	FGA	Pct	3FG	FGA	Pct	FT	FTA	Pct	Off	Def	Tot	Avg	PF	FO	A	TO	Blk	Stl	Pts	Avg
W Carolina																								



# 14 RODNEY MILLER

Fr. | 7-0 | 258 | Center  
Laurelton, N.Y. | Oak Hill Academy (Va.)

### Prior to Miami

Consensus four-star recruit, ranked No. 90 overall by Scout.com and No. 96 by 247.com ... As a center, was ranked No. 15 by ESPN and No. 17 by Scout.com ... Has a 7-foot-1-inch wingspan ... In 2014 participated in the Nike Elite 100 ... Played AAU ball for the NY Lightning ... Played freshman season at St. Benedict's (N.J.) ... On Oak Hill's Honor Court, a leadership committee where student members are chosen by the administration for their citizenship and sound ethical and moral judgment ... Also played baseball and water polo in school.

### Personal

Born Dec. 29, 1996 ... Son of Maria and Rodney Miller, Sr. ... Brother to Sasha ... Majoring in business and finance ... Started playing basketball at age 11 and first dunk was at age 12, in the Rucker League.

### MILLER HIGHS

<b>Points</b>
Season: _____
ACC: _____
<b>Rebounds</b>
Season: _____
ACC: _____
<b>Assists</b>
Season: _____
ACC: _____
<b>Steals</b>
Season: _____
ACC: _____
<b>Blocked Shots</b>
Season: _____
ACC: _____
<b>Field Goals</b>
Season: _____
ACC: _____
<b>Field Goal Attempts</b>
Season: _____
ACC: _____
<b>Free Throws</b>
Season: _____
ACC: _____
<b>Free Throw Attempts</b>
Season: _____
ACC: _____
<b>3-Point Field Goals</b>
Season: _____
ACC: _____
<b>3-Point Field Goal Attempts</b>
Season: _____
ACC: _____
<b>Minutes</b>
Season: _____
ACC: _____

### MILLER CAREER STATISTICS

Season	GP	GS	Min.	Avg.	3-Point			Free Throws			Rebounds				Scoring			
					FG	FGA	Pct.	FT	FTA	Pct.	Off.	Def.	Tot.	Avg.	PF	FO	Ast.	TO

2016-17

MILLER 2016-17		TOTAL				3-PTS			FREE THROWS			REBOUNDS												
Opponent	Date	GS	Min	FG	FGA	Pct	3FG	FGA	Pct	FT	FTA	Pct	Off	Def	Tot	Avg	PF	FO	A	TO	Blk	Stl	Pts	Avg

W Carolina



# 1 RASHAD MUHAMMAD

RJr. | 6-6 | 184 | Guard  
Las Vegas, Nev. | San Jose State | Bishop Gorman HS

### As a Junior at Miami (2015-16)

Sat out the 2015-16 season after transferring from San Jose State in August, 2015.

### As a Sophomore at San Jose State (2014-15)

Led the Spartans in scoring for the second straight season at 13.9 points per game ... Averaged 3.3 rebounds, 1.1 assists and 32.3 minutes over 27 games ... Scored in double figures 21 times ... Led the team in scoring in 15 games ... Five 20-point performances ... Season-high 27 points versus San Diego State (1/21) ... Season-high 10 rebounds to go along with 23 points at Wyoming (2/14) ... Splashed in 59 three-point baskets moving him into third all-time at San José State with 134 ... Multiple threes in 19 games ... Scored 26 points and matched a career-high for made threes in a game with six at Air Force (1/7) ... Third in the conference during Mountain West play at 2.5 made threes per game ... Career-high five assists versus Utah State (2/14) ... Shot free throws at 79.6 percent ... 20 points at UC Davis (12/3) ... 22 points versus Saint Katherine (12/9) ... Recorded two steals in three different games.

### As a Freshman at San Jose State (2013-14)

Played in all 31 games and started three - at Weber State and against Fresno State and Boise State ... One of the first players off the bench ... Averaged a team-best 13.2 points and 2.9 rebounds per game ... Set the Mountain West freshman record for 3-pointers made in a season at 75 ... Second-highest single-season 3-pointers made and fourth-highest 3-pointers attempted at San Jose State ... Scored in double figures in 22 games ... 408 points on the season ... 20-plus points in five games ... Scored a season-high 28 points in a three overtime win against UC Davis and 28 points against Colorado State ... Hit a season-best six 3-pointers against UC Davis and at Utah State ... Added 23 points at Portland, 21 points at Houston and 20 at Utah State ... Led the team in scoring in 16 games ... Attempted at least 10 shots in 20 games ... Made at least one 3-pointer in 12 straight games and 28 of 31 games ... Made 75 of his 190 3-point attempts ... Shot 81.3 percent from the free throw line ... Grabbed seven rebounds against Pacific and six rebounds against Milwaukee and at Wyoming and Fresno State ... Dished out at least one assist in 18 games ... Three assists at New Mexico ... Two steals at Northern Illinois, against James Madison and at Utah State and Air Force.

### Prior to Miami

Played at Bishop Gorman High School in Las Vegas ... Averaged 19 points, 4.2 rebounds and 2.3 assists his senior year and led the team to a 29-3 record ... Team finished No. 15 in USA Today and ESPN polls ... Team won back-to-back Division I state championships ... Three-star player by ESPN, Future150, Rivals and Scout upon signing with SJSU in April of 2013 ... No. 59 shooting guard in the nation by ESPN.

### Personal

Born Jan. 6, 1994, in Las Vegas ... Son of Faye Muhammad, former point guard and track star at Long Beach State, and Ronald Muhammad, former point guard for USC ... Younger brother of Shabazz Muhammad, former UCLA player who is currently with Minnesota Timberwolves ... Sister, Asia, is a professional tennis player ... Uncle, Stephone Paige, played 10 seasons in the NFL ... Aunt, Robin Paige, was four-year basketball starter for Cal State Fullerton ... Majoring in sociology.

2013-14				2014-15			
Opposition	P	R	A	Opposition	P	R	A
at Santa Clara	15	2	1	Bethesda	17	3	2
vs. Milwaukee	17	6	0	Portland	5	2	2
at Northern Illinois	11	3	1	Pepperdine	9	2	2
vs. James Madison	18	3	1	at Cal St Fullerton	11	2	0
at Pepperdine	14	1	2	vs. Washington	15	2	0
Cal St Fullerton	17	4	2	vs. W. Michigan	7	2	0
at Portland	23	3	0	vs. Princeton	0	0	0
at Weber State	17	1	1	at UC Davis	20	1	1
at Houston	21	1	0	Santa Clara	15	1	0
UC Davis	28	3	0	Saint Katherine	22	6	2
Westminster	8	2	0	Wyoming	13	5	2
Pacific	19	7	0	at Air Force	26	4	0
Nevada	5	1	1	at UNLV	3	2	0
at Utah State	20	2	1	Fresno State	16	3	0
Colorado State	28	5	0	Colorado State	12	3	1
New Mexico	16	3	1	at Boise State	13	1	1
at Air Force	12	2	1	Air Force	11	1	2
at Wyoming	2	6	2	at New Mexico	15	3	0
San Diego State	5	3	0	at Fresno State	16	2	4
at Boise State	0	0	0	Nevada	10	3	1
UNLV	13	3	1	at Wyoming	23	10	0
at New Mexico	15	3	3	Utah State	12	6	5
at Fresno State	13	6	1	San Diego State	27	4	0
Air Force	5	2	0	at Colorado State	18	3	1
Wyoming	0	0	0	at Nevada	6	3	1
at Nevada	11	5	1	Boise State	17	6	2
at San Diego St	14	2	0	UNLV	16	8	2
Utah State	5	1	2				
at Colorado State	6	1	0				
Fresno State	17	5	1				
vs. Boise State	13	5	1				

### MUHAMMAD CAREER HIGHS

#### Points

Season:  
Career: 28 (2x) last vs. Colorado State, 1/8/14  
ACC:

#### Rebounds

Season:  
Career: 10, at Wyoming, 2/14/15  
ACC:

#### Assists

Season:  
Career: 5, Utah State, 2/14/15  
ACC:

#### Steals

Season:  
Career: 2 (2x) last at Wyoming, 2/14/15  
ACC:

#### Blocked Shots

Season:  
Career: 1 (4x) last at Wyoming, 2/14/15  
ACC:

#### Field Goals

Season:  
Career: 10, at Air Force, 1/7/15  
ACC:

#### Field Goal Attempts

Season:  
Career: 21, Fresno State, 3/8/14  
ACC:

#### Free Throws

Season:  
Career: 9, Colorado State, 1/8/14  
ACC:

#### Free Throw Attempts

Season:  
Career: 12, Colorado State, 1/8/14  
ACC:

#### 3-Point Field Goals

Season:  
Career: 6 (3x), last at Air Force, 1/7/15  
ACC:

#### 3-Point Field Goal Attempts

Season:  
Career: 13, UC Davis, 12/18/13  
ACC:

#### Minutes

Season:  
Career: 42, UC Davis, 12/18/13  
ACC:

### MUHAMMAD CAREER STATISTICS

San Jose St.	GS	Min.	Avg.	3-Point			Free Throws			Rebounds				Scoring											
				FG	FGA	Pct.	FT	FTA	Pct.	Off.	Def.	Tot.	Avg.	PF	FO	Ast.	TO	Blk	Stl	Pts.	Avg.				
2013-14	31	3	873	28.2	121	332	.364	75	190	.395	91	112	.813	20	71	91	2.9	53	0	24	52	1	14	408	13.2
2014-15	27	22	871	32.3	119	312	.381	59	164	.360	78	98	.796	17	71	88	3.3	48	0	31	38	3	18	375	13.9
Totals	58	25	1744	30.1	240	644	.373	134	354	.379	169	210	.805	37	142	179	3.1	101	0	55	90	4	32	783	13.5

### MUHAMMAD 2016-17

Opponent	Date	TOTAL			3-PTS			FREE THROWS			REBOUNDS														
		GS	Min	FG	FGA	Pct	3FG	FGA	Pct	FT	FTA	Pct	Off	Def	Tot	Avg	PF	FO	A	TO	Blk	Stl	Pts	Avg	
W Carolina																									





# 21 KAMARI MURPHY

RSr. | 6-8 | 220 | Forward

Brooklyn, N.Y. | Oklahoma State | IMG | Lincoln HS

### As a Redshirt Junior at Miami (2015-16)

Started 28 of 32 games played ... One double-double with 11 points and 13 rebounds vs. Buffalo 3/17 in NCAA Tournament ... Averaged 5.6 points, 6.0 rebounds, 0.9 blocks in 24.9 minutes per game ... Totaled 180 points, 191 rebounds, 30 blocks in 797 minutes ... Hit 51.0 percent (78-153) from the field, 55.8 percent (24-43) at the line ... Led or tied for team high in rebounds nine games, steals twice and blocked shots in 12 games ... Scored in double digits six games ... Double-digit rebounds four times ... Blocked a shot in 19 games, including a stretch of eight straight games ... Multiple blocks eight outings ... Season highs: 11 points three times, last vs. Buffalo 3/17; 13 rebounds vs. Buffalo 3/17; 2 assists vs. Wake Forest 1/23; 2 steals vs. Wichita State 3/19; 4 blocked shots vs. Buffalo 3/17; 36 minutes vs. Wichita State 3/19 ... In ACC play averaged 5.0 points, 6.1 rebounds, 0.6 blocks in 24.3 minutes per game ... In ACC play totaled 90 points, 109 rebounds and 11 blocks in 438 minutes ... Connected on 46.3 percent (38-82) from the field and 56.0 percent (14-25) at the line ... In two ACC Tournament games, averaged 5.5 points and 4.5 rebounds in 26.5 minutes per game ... Shot 5-9 from the field and 1-2 at the line ... In three NCAA Tournament games averaged 7.0 points and 7.7 rebounds in 32.7 minutes per game ... Hit 9-13 from the field and 3-6 at the line.

### As a Junior at Miami (2014-15)

Sat out due to NCAA transfer rules.

### As a Sophomore at Oklahoma State (2013-14)

Led Cowboys in total rebounds, pulling down 199 for the season, as well as blocks with total of 40, despite missing the season opener vs. MVSU ... Pulled down six rebounds and blocked two shots in first game of the season vs. Utah Valley ... Grabbed six rebounds and blocked career high four shots vs. Delaware State ... Recorded first career double-double with 10 points and 10 rebounds at Texas ... Scored season high 12 points at Kansas ... Established career high with three steals and matched career high with four blocked shots vs. Texas ... Recorded second 10-point, eight-rebound effort of season against Robert Morris ... Perfect 5-of-5 from floor for 10 points vs. Louisiana Tech ... Ten points and eight rebounds vs. Butler ... Seven points, six boards and two shots vs. Arkansas-Pine Bluff ... Grabbed team-leading, season high 13 rebounds vs. Oklahoma (2/15) ... Eighth in blocks per game (1.3 bpg) and 15th in rebounding in Big 12.

### As a Freshman at Oklahoma State (2012-13)

Grabbed six rebounds in semifinal game against Kansas State at Big 12 Championship ... Scored eight points, including six in first half, and grabbed four boards against Baylor ... Extremely efficient at Kansas, scoring four points, grabbing five rebounds and dishing out an assist in eight minutes ... Came off bench last five games after starting first 15 contests of season ... Career-high six trips to charity stripe vs. Texas Tech ... Dished out career-best three assists vs. TCU ... Scored 12 points against Tennessee Tech ... Scored career-high 13 points at Virginia Tech ... Recorded first collegiate double-figure rebounding game with career-high 10 boards vs sixth-ranked NC State ... Started first game as collegian in season opener against UC Davis ... Blocked four shots against the Aggies, tying for ninth-most by a Cowboy freshman in school history.

### Prior to Miami

Ranked No. 10 on HoopScoop.com's list of top fifth-year players in 2012 ... Spent post-graduate year at IMG Academy in Bradenton, Fla., and was starting forward ... Averaged 20.0 points, 10.0 rebounds and 3.0 assists for team that finished 28-2 against prep schools and was ranked among the top-five nationally ... Graduated from Lincoln High School in Brooklyn, N.Y. -- same school that produced Stephon Marbury, Sebastian Telfair and Lance Stephenson ... Team captain junior and senior seasons under head coach Dwayne Marton ... Averaged 17 points and more than 10 rebounds per game as senior ... Helped lead Railsplitters to PSAL Class-AA title game as senior and Brooklyn regular-season crown and borough title ... Ranked as No. 6 player in state of New York in 2011 according to HoopScoop.com ... Listed as one of four "standout players" at Super 16 Showcase in Hartford, Conn., in July of 2011 ... Also played football for two seasons in high school ... Recruited by UConn, Miami, Missouri, Louisville, Virginia, Virginia Tech, St. Johns, Rutgers, Florida and Florida State out of high school.

### Personal

Born Kamari Michael Murphy on Dec. 14, 1993 ... Son of Michael Murphy and Kemel and Kaheem Draper ... Second oldest of six boys: Jacori, Kusamae, Maalik, Mikwan and Kieron ... Graduated in May 2016 with B.A. in sociology and minor in communications, now pursuing second degree ... Started playing basketball at age four ... Enjoys swimming, playing volleyball and football, and playing video games in his spare time.

### MURPHY HIGHS

#### Points

Season:

Career: 13, at Virginia Tech, 12/1/12

ACC: 11, vs. Notre Dame, 2/3/16

#### Rebounds

Season:

Career: 13 vs. Oklahoma, 2/15/14

ACC: 11, vs. Virginia, 2/22/16

#### Assists

Season:

Career: 3 (2x) last vs. Robert Morris,

12/30/13

ACC: 2, vs. Wake Forest, 1/23/16

#### Steals

Season:

Career: 3, vs. Texas, 1/8/14

ACC: 1 (8x) last at Virginia Tech, 3/5/16

#### Blocked Shots

Season:

Career: 4 (3x) last vs. Texas, 1/8/14

ACC: 2 (3x) last at Virginia Tech, 3/5/16

#### Field Goals

Season:

Career: 6 at Virginia Tech, 12/1/12

ACC: 4 (3x) last at Virginia Tech, 3/5/16

#### Field Goal Attempts

Season:

Career: 11, vs. Gonzaga, 3/21/14

ACC: 9, vs. Wake Forest, 1/23/16

#### Free Throws

Season:

Career: 5, vs. Notre Dame, 2/3/16

ACC: 5, vs. Notre Dame, 2/3/16

#### Free Throw Attempts

Season:

Career: 6 vs. Texas Tech, 1/19/13

ACC: 5, vs. Notre Dame, 2/3/16

#### 3-Point Field Goals

Season:

Career: 1 (2x) last vs. Central Ark., 12/16/12

ACC: 1 (2x) last vs. Central Ark., 12/16/12

#### 3-Point Field Goal Attempts

Season:

Career: 1 (1x) last at North Carolina, 2/20/16

ACC: 1 (4x) last at North Carolina, 2/20/16

#### Minutes

Season:

Career: 41, at Iowa State, 3/8/14

ACC: 33, vs. Virginia, 2/22/16

2012-13 (OSU)				2013-14 (OSU)				2015-16 (UM)			
Opposition	P	R	A	Opposition	P	R	A	Opposition	P	R	A
UC Davis	7	6	0	Utah Valley	2	6	1	UTRGV			
vs Akron	1	6	0	Arkansas-PB	7	6	0	Louisiana			
vs Tennessee	4	7	1	Memphis	5	7	1	vs. Miss. St.			
vs NC State	4	10	1	at USF	0	5	2	vs. Utah	2	1	1
Portland State	9	5	0	vs Purdue	6	6	0	vs. Butler	5	4	0
at Virginia Tech	13	5	1	vs Butler	10	8	2	Northeastern	2	6	0
USF	8	7	2	vs Memphis	6	6	0	at Nebraska	10	5	0
Missouri State	4	9	2	South Carolina	8	7	0	Charlotte	11	7	1
Central Arkansas	9	7	1	vs Louisiana Tech	10	3	1	Florida	8	6	1
UT Arlington	2	1	0	Delaware State	5	7	1	Charleston	4	6	0
Tennessee Tech	12	5	2	vs Colorado	4	5	0	at La Salle	6	10	1
Gonzaga	0	1	0	Robert Morris	10	8	3	Princeton	10	5	1
at Kansas State	6	1	0	at Kansas State	2	3	1	Syracuse	8	8	1
TCU	4	6	3	Texas	4	5	1	Florida State	5	6	1
at Oklahoma	0	3	0	at West Virginia	7	5	0	at Virginia	0	3	0
Texas Tech	5	5	2	TCU	8	8	0	at Clemson	7	6	1
at Baylor	0	0	0	at Kansas	12	1	1	at Boston College	6	6	0
West Virginia	0	0	0	West Virginia	0	2	0	Wake Forest	4	7	2
Iowa State	0	1	0	at Oklahoma	4	9	2	DUKE	4	5	0
at Kansas	4	5	1	Baylor	9	5	0	at NC State	4	4	0
Baylor	8	4	1	Iowa State	7	6	0	Notre Dame	11	2	0
at Texas	5	6	1	at Texas Tech	4	6	1	at Georgia Tech	10	3	0
at Texas Tech	4	4	0	at Texas	10	10	0	Pittsburgh	4	8	0
Oklahoma	2	4	0	Oklahoma	7	13	1	at Florida State	4	9	0
Kansas	0	0	0	at Baylor	3	9	2	Virginia Tech	6	10	0
at West Virginia	2	2	1	Texas Tech	10	6	2	at North Carolina	2	5	1
at TCU	2	1	0	at TCU	6	11	1	Virginia	4	11	1
Texas	1	4	0	Kansas	8	4	0	Louisville	0	3	0
at Iowa State	2	2	1	Kansas State	4	6	0	at Notre Dame	2	7	1
Kansas State	0	1	0	at Iowa State	6	9	0	at Virginia Tech	9	6	0
vs Baylor	2	0	1	vs Texas Tech	2	1	0	vs. Virginia Tech	4	5	1
vs Kansas State	2	6	0	vs Kansas	6	6	0	vs. Buffalo	7	4	0
Oregon	4	6	0	vs. Gonzaga	8	8	0	vs. Wichita State	4	7	0
								vs. Villanova	6	3	1

### MURPHY CAREER STATISTICS

OK State	GP	GS	Min.	Avg.	FG	FGA	Pct.	3-Point			Free Throws			Rebounds				Scoring								
								FG	FGA	Pct.	FT	FTA	Pct.	Off.	Def.	Tot.	Avg.	PF	FO	Ast.	TO	Blk	Stl	Pts.	Avg.	
2012-13	33	15	596	18.1	53	115	.461	2	4	.500	18	35	.514	52	78	130	3.9	73	2	21	35	20	8	126	3.8	
2013-14	33	21	855	25.9	82	153	.536	0	0	.000	36	63	.571	63	144	207	6.3	113	10	23	38	41	17	200	6.1	
Totals	66	36	1451	22.0	135	268	.504	2	4	.500	54	98	.551	115	222	337	5.1	186	12	44	73	61	25	326	4.9	
Miami																										
2015-16	32	28	797	24.9	78	153	.510	0	7	.000	24	43	.558	47	144	191	6.0	68	2	16	26	30	13	180	5.6	
2016-17																										
Overall	98	64	2248	22.9	213	421	.506	2	11	.182	78	141	.553	162	366	528	5.4	254	14	60	99	91	38	506	5.2	

### MURPHY 2016-17

Opponent	Date	TOTAL			3-PTS			FREE THROWS			REBOUNDS														
		GS	Min	FG	FGA	Pct	3FG	FGA	Pct	FT	FTA	Pct	Off	Def	Tot	Avg	PF	FO	A	TO	Blk	Stl	Pts	Avg	
W Carolina																									



# JA'QUAN NEWTON

Jr. | 6-2 | 187 | Guard

Philadelphia, Pa. | Neumann-Goretti HS

### As a Sophomore (2015-16)

Touted by Dick Vitale as the country's best sixth man ... Increased scoring from 4.0 ppg as a rookie to 10.5 ppg as a sophomore, the fifth-best improvement (+6.5) among ACC players ... Started one of 31 games played ... Did not play game vs. Virginia Tech on Feb. 17 due to a medical condition ... DNP vs. Louisville Feb. 27, at Notre Dame March 2 and at Virginia Tech March 5 due to a team violation ... Averaged 10.5 points, 2.3 rebounds, 2.5 assists and 0.9 steals in 22.7 minutes per game ... Totaled 324 points, 71 rebounds, 76 assists and 27 steals in 703 minutes ... Hit 46.1 percent (105-228) from the field, 34.6 percent (9-26) from three and 73.4 percent (105-143) at the line ... Led or tied for team high in scoring four times, assists seven games, steals in seven outings and twice in blocked shots ... Scored in double digits in 21 games ... Hit multiple 3-pointers once, against Syracuse ... Notched 3-pointer in eight outings ... Multiple assists in 22 games ... Season highs: 20 points vs. Charleston 12/19; 7 rebounds vs. Charleston 12/19; 6 assists vs. Charlotte 12/5; 4 steals twice, last at NC State 1/30; 1 blocked shot five times, last vs. Virginia Tech 3/10; 32 minutes vs. Virginia 3/11 ... In ACC play averaged 10.1 points, 2.7 rebounds, 2.0 assists in 22.9 minutes per game ... In ACC play totaled 141 points, 38 rebounds, 28 assists in 321 minutes ... Connected on 43.2 percent (48-111) from the field, 42.9 percent (6-14) from three and 68.4 percent (39-57) at the line ... In two ACC Tournament games, averaged 14.5 points, 3.5 assists, 1.5 steals and 1.5 rebounds in 30.5 minutes per game ... Shot 8-14 from the field and 13-17 at the line ... In three NCAA Tournament games averaged 4.0 points, 1.7 assists in 21.0 minutes per game ... Hit 4-15 from the field and 4-5 at the line.

### As a Freshman (2014-15)

Started three games, playing in 34 ... Averaged 4.0 points, 1.4 assists, 1.3 rebounds, 0.2 steals in 13.5 minutes per game ... Totaled 135 points, 47 assists, 43 rebounds, 8 steals in 459 minutes ... Hit 40.5 percent (45-111) from the field, 40.0 percent (4-10) from three and 64.1 percent (41-64) at the line ... Led the team in assists once and tied for lead three times ... Tied for team lead in steals three times, blocks once and rebounds once ... Scored in double digits four times ... Dished at least three assists eight times ... Grabbed 14 rebounds in last three games after having just 29 boards the first 31 outings ... Season highs: 16 points at Notre Dame, 1/17; 5 rebounds twice, last vs. Stanford, 4/2; 5 assists at Notre Dame, 1/17; 1 steal eight times, last vs. Virginia Tech, 3/11; 1 blocked shot four times, last vs. Stanford, 4/2; 33 minutes at Pittsburgh, 3/4 ... Started two ACC games ... Played 15 league games ... In ACC play averaged 3.9 points, 1.6 assists, 1.0 rebounds in 13.5 minutes per game ... In ACC play totaled 59 points, 24 assists, 15 rebounds in 202 minutes ... Hit 42.3 percent (22-52) from the field, 28.6 percent (2-7) from three and 56.5 percent (13-23) at the line ... In two ACC Tournament games, played only nine minutes ... In four NIT games, averaged 7.8 points, 3.8 rebounds, 2.0 assists in 22.3 minutes ... Missed game vs. NC Central due to injury ... Hit 35.5 percent (11-31) from the field, 1.000 percent (2-2) from three and 70.0 percent (7-10) at the line ... Against Stanford in NIT championship game, knocked down two of four total 3-pointers for season.

### Prior to Miami

Ranked No. 58 in ESPN's Top 100 ... Ranked first in the state and as the 12th-best PG in the country by ESPN ... Catholic League MVP ... All-Catholic First Team ... Led team with 21.7 points ... Scored 1,972 career points in high school ... Guided the Saints to 22-4 record and sixth straight Catholic League championship ... Scored 15 of his 23 points in second half to seal the victory ... Started four straight years in Catholic League championship game ... Leading scorer in both the history of the Catholic School League in Philadelphia and in Neumann-Goretti history ... Secured a double-double with 14 points and 10 rebounds in first round of the Pennsylvania Interscholastic Athletic Association playoffs ... Scored 33 points and go-ahead bucket in overtime to win PIAA Class AAA Championship in 2014 ... Consensus top 60 player ... Averaged 18.0 points as a junior ... NBPA Top 100 Camp and LeBron James Skills Academy ... Played AAU ball for Team Final, the same squad as Miami teammate Davon Reed ... Also recruited by UCLA, Texas A&M and Minnesota.

### Personal

Born Ja'Quan Naasir Newton on Aug. 23, 1995 in Philadelphia ... Son of the late Lisa Brown, and Joe Newton, the 1998 NABC Division II national player of the year out of the University of Central Oklahoma ... Brother to Cary Rudd and Miing Newton ... Mother passed away March 2014 after three-year battle with breast cancer, one day prior to state championship game in which Newton scored 33 points ... Majoring in sociology ... Started playing basketball at age six and first dunk was in eighth grade in an AAU game.

### NEWTON HIGHS

#### Points

Season:

Career: 20, vs. Charleston, 12/19/15

ACC: 18, vs. Wake Forest, 1/23/16

#### Rebounds

Season:

Career: 7, vs. Charleston, 12/19/15

ACC: 5 (2x) last vs. Duke, 1/25/16

#### Assists

Season:

Career: 6, vs. Charlotte, 12/5/15

ACC: 5 (2x) last vs. Duke, 1/25/16

#### Steals

Season:

Career: 4 (2x) last at NC State, 1/30/16

ACC: 4, at NC State, 1/30/16

#### Blocked Shots

Season:

Career: 1 (9x) last vs. Virginia Tech, 3/10/16

ACC: 1 (3x) last vs. Virginia, 2/22/16

#### Field Goals

Season:

Career: 6 (5x) last vs. Notre Dame, 2/3/16

ACC: 6 (4x) last vs. Notre Dame, 2/3/16

#### Field Goal Attempts

Season:

Career: 13, at NC State, 1/30/16

ACC: 13, at NC State, 1/30/16

#### Free Throws

Season:

Career: 9 (2x) last vs. Virginia, 3/11/16

ACC: 7, vs. Wake Forest, 1/23/16

#### Free Throw Attempts

Season:

Career: 11, vs. Virginia, 3/11/16

ACC: 10, vs. Syracuse, 1/2/16

#### 3-Point Field Goals

Season:

Career: 2 (2x) last vs. Syracuse, 1/2/16

ACC: 2, vs. Syracuse, 1/2/16

#### 3-Point Field Goal Attempts

Season:

Career: 2 (9x) last at NC State, 1/30/16

ACC: 2 (5x) last at NC State, 1/30/16

#### Minutes

Season:

Career: 33, at Pittsburgh, 3/4/15

ACC: 33, at Pittsburgh, 3/4/15

2014-15			
Opposition	P	R	A
Howard	8	0	0
at Florida	5	1	3
vs Drexel	7	1	3
vs Akron	4	0	1
vs Charlotte	3	3	3
at Charlotte	0	0	0
South Alabama	5	1	0
Illinois	0	2	1
Green Bay	0	0	0
Savannah State	2	0	0
Eastern Kentucky	2	2	3
vs Providence	3	0	1
Charleston	6	0	0
Virginia	0	1	1
at Duke	4	2	3
at Notre Dame	16	2	5
NC State	0	0	1
at Syracuse	3	0	0
Georgia Tech	3	0	0
at Florida State	2	0	1
Louisville	3	1	1
Clemson	1	1	1
at Wake Forest	5	0	2
at Boston College	0	0	0
Virginia Tech	0	0	1
North Carolina	10	1	4
at Pittsburgh	4	3	1
at Virginia Tech	8	4	3
vs Virginia Tech	0	3	0
vs Notre Dame	0	0	0
Alabama	1	1	2
at Richmond	11	5	2
vs Temple	9	4	2
vs Stanford	10	5	2

2015-16			
Opposition	P	R	A
UTRGV	11	2	1
Louisiana	11	0	5
vs. Miss. St.	15	2	5
vs. Utah	5	1	1
vs. Butler	17	1	3
Northeastern	13	2	1
at Nebraska	10	2	2
Charlotte	14	4	6
Florida	3	1	3
Charleston	20	7	2
at La Salle	10	2	3
Princeton	13	4	4
Syracuse	14	4	2
Florida State	13	1	4
at Virginia	6	5	1
at Clemson	8	4	1
at Boston College	12	4	2
Wake Forest	18	1	1
DUKE	15	5	5
at NC State	10	2	2
Notre Dame	12	1	2
at Georgia Tech	14	4	2
Pittsburgh	3	1	1
at Florida State	7	4	2
Virginia Tech	DNP		
at North Carolina	3	1	1
Virginia	6	1	2
Louisville	DNP		
at Notre Dame	DNP		
at Virginia Tech	DNP		
vs. Virginia Tech	10	2	4
vs. Virginia	19	1	3
vs. Buffalo	10	2	2
vs. Wichita State	2	0	1
vs. Villanova	0	0	2

NEWTON CAREER STATISTICS								3-Point			Free Throws			Rebounds				Scoring							
Season	GP	GS	Min.	Avg.	FG	FGA	Pct.	FG	FGA	Pct.	FT	FTA	Pct.	Off.	Def.	Tot.	Avg.	PF	FO	Ast.	TO	Blk	Stl	Pts.	Avg.
2014-15	34	3	459	13.5	45	111	.405	4	10	.400	41	64	.641	8	35	43	1.3	34	0	47	39	4	8	135	4.0
2015-16	31	1	703	22.7	105	228	.461	9	26	.346	105	143	.734	16	55	71	2.3	48	0	76	66	5	27	324	10.5
2016-17																									
TOTAL	65	4	1162	17.9	150	339	.442	13	36	.361	146	207	.705	24	90	114	1.8	82	0	123	105	9	35	459	7.1

NEWTON 2016-17		TOTAL			3-PTS			FREE THROWS			REBOUNDS													
Opponent	Date	GS	Min	FG	FGA	Pct	3FG	FGA	Pct	FT	FTA	Pct	Off	Def	Tot	Avg	PF	FO	A	TO	Blk	Stl	Pts	Avg
W Carolina																								







# 2 MIKE ROBINSON

So. | 5-10 | 170 | Guard  
New Britain, Conn. | New Britain HS

**Book Buster Honor Roll (3.0+ GPA):** Fall 2015, Spring 2016

### As a Freshman (2015-16)

Played in nine games ... Totaled 14 points and one rebound in 14 minutes ... Hit 5-9 of shots from the field, including 4-7 from three ... Scored six points, all from long range, in one minute against Utah in the Puerto Rico Tip Off ... Knocked down a 3-pointer in first-career game, against UTRGV ... Season highs: 6 points vs. Utah 11/20; 1 rebound vs. UTRGV 11/13; 3 minutes vs. UTRGV 11/13.


### Prior to Miami

Also played wide receiver on the football team and in track participated in the high jump, long jump, triple jump and 4x100 relay team ... Mascot was the Golden Hurricanes ... William F. Burns Memorial Award and Scholarship ... Harry L. Stromquist Memorial Scholarship ... 2014 Connecticut Association of Schools Scholar-Athlete ... Academic all-conference in basketball four seasons ... Two-year varsity basketball captain ... One-year football and track captain.

### Personal

Born Michael Andre Robinson May 2, 1996 in New Britain, Conn. ... Son of Eugene and Veronica Robinson ... Brother to Eugene ... Majoring in finance.

2015-16			
Opposition	P	R	A
UT RGV	3	1	0
Mississippi State	0	0	0
Utah	6	0	0
Charlotte	0	0	0
Co. of Charleston	0	0	0
La Salle	3	0	0
North Carolina	0	0	0
Virginia Tech	0	0	0
vs. Villanova	0	0	0



# 35 CHRIS STOWELL

Jr. | 6-6 | 208 | Forward  
Exeter, N.H. | Tilton School | Exeter HS

**All-ACC Academic Honor Roll - 2014-15**

**President's List (4.0 GPA):** Spring 2016, Fall 2015, Spring 2015

**Provost Honor Roll (3.75+ GPA):** Spring 2016, Fall 2015, Spring 2015, Fall 2014

**Dean's List (3.5+ GPA):** Spring 2016, Fall 2015, Spring 2015, Fall 2014

**Athletic Director's Honor Roll (3.2+ GPA):** Spring 2016, Fall 2015, Spring 2015, Fall 2014

**Book Buster Honor Roll (3.0+ GPA):** Spring 2016, Fall 2015, Spring 2015, Fall 2014

### As a Sophomore (2015-16)

Played in nine games ... Totaled three rebounds and one block in 13 minutes ... Attempted one shot, a 3-pointer, against UTRGV ... Season highs: 1 rebound three times, last at LaSalle 12/22; 1 blocked shot at North Carolina 2/20; 2 minutes four times, last at LaSalle 12/22.

### As a Freshman (2014-15)

Played in four games ... One assist vs. Howard, in first collegiate game ... One shot attempt, vs. College of Charleston ... Totaled six minutes.

### Prior to Miami

During post graduate year in 2013-14 at Tilton School, won postseason coaches award ... Coached by Marcus O'Neil ... Honor roll ... At Exeter High School helped Blue Hawks to state playoffs in both the 2011-12 and 2012-13 seasons ... Reached quarterfinals senior year ... In 2012-13 assisted team to championship game of the 50th Annual Queen City Invitational by scoring 10 points and going 6-for-6 from line in semifinal game ... Coached by Jeff Holmes at Exeter ... Twice earned scholar-athlete award ... Honor roll.


### Personal

Born Christopher Michael Stowell on Dec. 29, 1994 in Exeter, N.H. ... Last name is pronounced Stole ... Son of Bill and Maria ... Brother to Bill, Jr., who played basketball at Plymouth State University ... One of 560 students (out of 10,000 undergrads) to be named a Foote Fellow at UM - a program that is offered to select incoming freshmen who have a record of curricular and co-curricular distinction in high school and exhibit an interest in and capacity for independent and self-motivated learning ... Student-Athlete Advisory Committee representative at UM ... Majoring in entrepreneurship and business technology with minors in international business and sports administration ... Started playing basketball at age five.

2015-16			
Opposition	P	R	A
UTRGV	0	0	0
Mississippi State	0	0	0
Utah	0	0	0
Charlotte	0	1	0
Co. of Charleston	0	1	0
La Salle	0	1	0
at North Carolina	0	0	0
at Virginia Tech	0	0	0
vs. Villanova	0	0	0

2014-15			
Opposition	P	R	A
Howard	0	0	1
Charleston	0	0	0
Virginia Tech	0	0	0
at Virginia Tech	0	0	0



# 4 DJ VASILJEVIC

Fr. | 6-3 | 198 | Guard  
Melbourne, Australia | Australian Institute of Sport

### Prior to Miami

Combo guard from Melbourne, Australia ... Experience of playing in FIBA World Championships ... At 2015 FIBA U-19 World Championships in Greece, averaged 13.3 points, 3.1 rebounds and 1.0 assists per game ... At 2014 FIBA U-18 Oceania Championships, averaged of 12.6 points, 4.6 rebounds and 4.2 assists per game ... All-tournament team at the 2014 FIBA U-17s, where he averaged 17.4 points, 6.6 rebounds and 1.3 assists per game. Led team to silver medal ...Leading scorer at the 2013 FIBA Oceania U-16 Championships, putting up 19.3 points, 3.7 rebounds and 1.0 assists per game ... Won national title with Victorian U-18 team ... Captain of the U-17 Australian team ... Played in the 2015 Basketball Without Borders Camp ... Participated in adidas Nations Tournament in Los Angeles ... Played at the Australian Institute of Sport (AIS) ... Played in U-20 National Championships in Ipswich, averaging 16.3 points, 3.9 rebounds and 1.9 assists, hitting 48 percent of his shots. Notched 20-plus points in three games, with a high of 25 in his first outing ... Chose to attend Miami over offers from LSU, Louisville and Stanford, among others ... Also played soccer and rugby.

### Personal

Full name is Dejan Vasiljevic, but goes by DJ ... Pronounced Day-on Vass-EEI-uh-vitch ... Born April 26, 1997 in Calgary, Alberta, Canada, but moved to Melbourne, Australia, at age six ... Of Serbian descent ... Son of Todor and Danijela Vasiljevic ... Both parents played semi-pro handball ... Brother to Ivana ... Started playing basketball at age 12, with influence from his sister ... Shaping his game into the mold of Croatian scoring legend, Drazen Petrovic.

### VASILJEVIC HIGHS

<b>Points</b>
Season: _____
ACC: _____
<b>Rebounds</b>
Season: _____
ACC: _____
<b>Assists</b>
Season: _____
ACC: _____
<b>Steals</b>
Season: _____
ACC: _____
<b>Blocked Shots</b>
Season: _____
ACC: _____
<b>Field Goals</b>
Season: _____
ACC: _____
<b>Field Goal Attempts</b>
Season: _____
ACC: _____
<b>Free Throws</b>
Season: _____
ACC: _____
<b>Free Throw Attempts</b>
Season: _____
ACC: _____
<b>3-Point Field Goals</b>
Season: _____
ACC: _____
<b>3-Point Field Goal Attempts</b>
Season: _____
ACC: _____
<b>Minutes</b>
Season: _____
ACC: _____

VASILJEVIC CAREER STATISTICS											3-Point			Free Throws			Rebounds				Scoring					
Season	GP	GS	Min.	Avg.	FG	FGA	Pct.	FG	FGA	Pct.	FT	FTA	Pct.	Off.	Def.	Tot.	Avg.	PF	FO	Ast.	TO	Blk	Stl	Pts.	Avg.	
2016-17																										

VASILJEVIC 2016-17		TOTAL						3-PTS			FREE THROWS			REBOUNDS											
Opponent	Date	GS	Min	FG	FGA	Pct	3FG	FGA	Pct	FT	FTA	Pct	Off	Def	Tot	Avg	PF	FO	A	TO	Blk	Stl	Pts	Avg	
W Carolina																									

Miami Combined Team Statistics (as of Oct 31, 2016)  
All games

RECORD:	OVERALL	HOME	AWAY	NEUTRAL
ALL GAMES	27-8	15-1	6-5	6-2
CONFERENCE	13-5	9-0	4-5	0-0
NON-CONFERENCE	14-3	6-1	2-0	6-2

##	Player	gp-gs	min	avg	Total		3-Point		F-Throw		Rebounds			pf	dq	a	to	blk	stl	pts	avg	
					fg-fga	fg%	3fg-fga	3fg%	ft-fa	ft%	off	def	tot									
10	Sheldon McClellan	35-34	1151	32.9	177-351	.504	56-138	.406	160-191	.838	19	93	112	3.2	62	1	56	44	9	36	570	16.3
13	Angel Rodriguez	35-35	1055	30.1	144-326	.442	56-164	.341	96-120	.800	23	66	89	2.5	90	3	158	89	6	58	440	12.6
05	Davon Reed	35-35	1007	28.8	129-275	.469	46-120	.383	84-103	.816	21	122	143	4.1	72	0	42	44	15	27	388	11.1
00	Ja'Quan Newton	31-1	703	22.7	105-228	.461	9-26	.346	105-143	.734	16	55	71	2.3	48	0	76	66	5	27	324	10.5
23	Tonye Jekiri	35-35	993	28.4	114-217	.525	0-4	.000	38-66	.576	93	207	300	8.6	107	2	29	49	35	15	266	7.6
21	Kamari Murphy	32-28	797	24.9	78-153	.510	0-7	.000	24-43	.558	47	144	191	6.0	68	2	16	26	30	13	180	5.6
33	Ivan CruzUceda	31-7	422	13.6	59-120	.492	39-87	.448	10-10	1.000	16	64	80	2.6	55	0	6	19	7	6	167	5.4
03	Anthony Lawrence	33-0	397	12.0	47-92	.511	18-42	.429	24-40	.600	29	34	63	1.9	39	0	27	13	11	17	136	4.1
12	James Palmer	34-0	394	11.6	39-107	.364	13-47	.277	25-37	.676	11	28	39	1.1	19	0	25	16	5	14	116	3.4
15	Ebuka Izundu	15-0	79	5.3	10-16	.625	0-0	.000	12-19	.632	13	6	19	1.3	17	0	3	5	3	2	32	2.1
20	Mike Robinson	9-0	14	1.6	5-9	.556	4-7	.571	0-0	.000	0	1	1	0.1	3	0	0	0	0	0	14	1.6
35	Chris Stowell	9-0	13	1.4	0-1	.000	0-1	.000	0-0	.000	0	3	3	0.3	1	0	0	1	1	0	0	0.0
Team											42	46	88		1		11					
Total.....		35	7025		907-1895	.479	241-643	.375	578-772	.749	330	869	1199	34.3	582	8	438	383	127	215	2633	75.2
Opponents.....		35	7025		865-2008	.431	210-611	.344	419-584	.717	363	766	1129	32.3	669	13	398	405	87	185	2359	67.4

TEAM STATISTICS	UM	OPP	Date	Opponent	Score	Att.		
SCORING	2633	2359	11-13-15	UTRGV	w 86-59	6607		
Points per game	75.2	67.4	11-16-15	LOUISIANA	w 93-77	5965		
Scoring margin	+7.8	-	& 11-19-15	vs Mississippi State	w 105-79	1947		
FIELD GOALS-ATT	907-1895	865-2008	& 11-20-15	vs Utah	w 90-66	2001		
Field goal pct	.479	.431	& 11-22-15	vs Butler	w 85-75	5309		
3 POINT FG-ATT	241-643	210-611	11-27-15	NORTHEASTERN	L 77-78	6635		
3-point FG pct	.375	.344	! 12-01-15	at Nebraska	Wot 77-72	15646		
3-pt FG made per game	6.9	6.0	12-05-15	CHARLOTTE	w 88-60	6735		
FREE THROWS-ATT	578-772	419-584	12-08-15	FLORIDA	w 66-55	7972		
Free throw pct	.749	.717	12-19-15	CO. OF CHARLESTON	w 85-63	6956		
F-Throws made per game	16.5	12.0	12-22-15	at La Salle	w 95-49	3582		
REBOUNDS	1199	1129	12-29-15	PRINCETON	w 76-64	6927		
Rebounds per game	34.3	32.3	* 01-02-16	SYRACUSE	w 64-51	7041		
Rebounding margin	+2.0	-	* 01-09-16	FLORIDA STATE	w 72-59	7972		
ASSISTS	438	398	* 01-12-16	at Virginia	L 58-66	13495		
Assists per game	12.5	11.4	* 01-16-16	at Clemson	L 65-76	12575		
TURNOVERS	383	405	* 01-20-16	at Boston College	w 67-53	3286		
Turnovers per game	10.9	11.6	* 01-23-16	WAKE FOREST	w 77-63	6928		
Turnover margin	+0.6	-	* 01-25-16	DUKE	w 80-69	7972		
Assist/turnover ratio	1.1	1.0	* 01-30-16	at NC State	L 69-85	18103		
STEALS	215	185	* 02-03-16	NOTRE DAME	w 79-70	6819		
Steals per game	6.1	5.3	* 02-07-16	at Georgia Tech	w 75-68	5569		
BLOCKS	127	87	* 02-09-16	PITTSBURGH	w 65-63	6609		
Blocks per game	3.6	2.5	* 02-14-16	at Florida State	w 67-65	9492		
ATTENDANCE	112110	213291	* 02-17-16	VIRGINIA TECH	w 65-49	6614		
Home games-Avg/Game	16-7007	11-10905	* 02-20-16	at North Carolina	L 71-96	20151		
Neutral site-Avg/Game	-	8-11666	* 02-22-16	VIRGINIA	w 64-61	7016		
			* 02-27-16	LOUISVILLE	w 73-65	7342		
Score by Periods	1st	2nd	OT	Totals				
Miami	1197	1427	9	2633				
Opponents	1048	1307	4	2359				
					* 03-02-16	at Notre Dame	w 68-50	9149
					* 03-05-16	at Virginia Tech	L 62-77	8911
					% 03-10-16	vs Virginia Tech	w 88-82	20719
					% 03-11-16	vs Virginia	L 68-73	20719
					# 03-17-16	vs Buffalo	w 79-72	11559
					# 03-19-16	vs Wichita State	w 65-57	11679
					# 03-24-16	vs Villanova	L 69-92	19399

& = Puerto Rico Tip-Off  
! = Big Ten / ACC Challenge  
\* = Conference game  
% = ACC Tournament  
# = NCAA Tournament



Miami Combined Team Statistics (as of Oct 31, 2016)  
Conference games

RECORD:	OVERALL	HOME	AWAY	NEUTRAL
ALL GAMES	13-5	9-0	4-5	0-0
CONFERENCE	13-5	9-0	4-5	0-0
NON-CONFERENCE	0-0	0-0	0-0	0-0

##	Player	gp-gs	min	avg	Total		3-Point		F-Throw		Rebounds			pf	dq	a	to	blk	stl	pts	avg			
					fg-fga	fg%	3fg-fga	3fg%	ft-fta	ft%	off	def	tot											
10	Sheldon McClellan	18-18	601	33.4	86-186	.462	27-78	.346	86-103	.835	8	54	62	3.4	31	0	28	20	7	17	285	15.8		
05	Davon Reed	18-18	536	29.8	75-156	.481	27-71	.380	36-43	.837	14	55	69	3.8	29	0	24	20	9	14	213	11.8		
13	Angel Rodriguez	18-18	561	31.2	70-170	.412	24-88	.273	33-43	.767	16	34	50	2.8	48	3	82	40	3	27	197	10.9		
00	Ja'Quan Newton	14-0	321	22.9	48-111	.432	6-14	.429	39-57	.684	10	28	38	2.7	24	0	28	32	2	11	141	10.1		
23	Tonye Jekiri	18-18	547	30.4	60-125	.480	0-1	.000	14-30	.467	54	99	153	8.5	54	0	16	22	16	11	134	7.4		
21	Kamari Murphy	18-17	438	24.3	38-82	.463	0-4	.000	14-25	.560	32	77	109	6.1	30	0	8	14	11	8	90	5.0		
33	Ivan CruzUceda	16-1	186	11.6	22-58	.379	14-42	.333	6-6	1.000	9	27	36	2.3	23	0	2	9	4	2	64	4.0		
03	Anthony Lawrence	17-0	181	10.6	18-38	.474	9-19	.474	9-19	.474	15	12	27	1.6	14	0	12	7	8	6	54	3.2		
12	James Palmer	18-0	193	10.7	16-50	.320	4-22	.182	15-19	.789	5	8	13	0.7	8	0	12	6	4	11	51	2.8		
15	Ebuka Izundu	6-0	32	5.3	3-3	1.000	0-0	.000	4-6	.667	2	0	2	0.3	9	0	1	3	2	2	10	1.7		
20	Mike Robinson	2-0	2	1.0	1-2	.500	0-1	.000	0-0	.000	0	0	0	0.0	0	0	0	0	0	0	2	1.0		
35	Chris Stowell	2-0	2	1.0	0-0	.000	0-0	.000	0-0	.000	0	0	0	0.0	0	0	0	0	1	0	0	0.0		
Team											21	21	42											
Total.....		18	3600		437-981	.445	111-340	.326	256-351	.729	186	415	601	33.4	270	3	213	181	67	109	1241	68.9		
Opponents.....		18	3600		446-1026	.435	100-301	.332	194-266	.729	203	414	617	34.3	313	5	215	206	59	88	1186	65.9		

TEAM STATISTICS	UM	OPP	Date	Opponent	Score	Att.
SCORING	1241	1186	* 01-02-16	SYRACUSE	w 64-51	7041
Points per game	68.9	65.9	* 01-09-16	FLORIDA STATE	w 72-59	7972
Scoring margin	+3.1	-	* 01-12-16	at Virginia	L 58-66	13495
FIELD GOALS-ATT	437-981	446-1026	* 01-16-16	at Clemson	L 65-76	12575
Field goal pct	.445	.435	* 01-20-16	at Boston College	w 67-53	3286
3 POINT FG-ATT	111-340	100-301	* 01-23-16	WAKE FOREST	w 77-63	6928
3-point FG pct	.326	.332	* 01-25-16	DUKE	w 80-69	7972
3-pt FG made per game	6.2	5.6	* 01-30-16	at NC State	L 69-85	18103
FREE THROWS-ATT	256-351	194-266	* 02-03-16	NOTRE DAME	w 79-70	6819
Free throw pct	.729	.729	* 02-07-16	at Georgia Tech	w 75-68	5569
F-Throws made per game	14.2	10.8	* 02-09-16	PITTSBURGH	w 65-63	6609
REBOUNDS	601	617	* 02-14-16	at Florida State	w 67-65	9492
Rebounds per game	33.4	34.3	* 02-17-16	VIRGINIA TECH	w 65-49	6614
Rebounding margin	-0.9	-	* 02-20-16	at North Carolina	L 71-96	20151
ASSISTS	213	215	* 02-22-16	VIRGINIA	w 64-61	7016
Assists per game	11.8	11.9	* 02-27-16	LOUISVILLE	w 73-65	7342
TURNOVERS	181	206	* 03-02-16	at Notre Dame	w 68-50	9149
Turnovers per game	10.1	11.4	* 03-05-16	at Virginia Tech	L 62-77	8911
Turnover margin	+1.4	-				
Assist/turnover ratio	1.2	1.0	& = Puerto Rico Tip-Off			
STEALS	109	88	! = Big Ten / ACC Challenge			
Steals per game	6.1	4.9	* = Conference game			
BLOCKS	67	59	% = ACC Tournament			
Blocks per game	3.7	3.3	# = NCAA Tournament			
ATTENDANCE	64313	100731				
Home games-Avg/Game	9-7146	9-11192				
Neutral site-Avg/Game	-	0-0				

Score by Periods	1st	2nd	Totals
Miami	557	684	1241
Opponents	542	644	1186

Miami Combined Team Statistics (as of Oct 31, 2016)  
ACC T

RECORD:	OVERALL	HOME	AWAY	NEUTRAL
ALL GAMES	1-1	0-0	0-0	1-1
CONFERENCE	0-0	0-0	0-0	0-0
NON-CONFERENCE	1-1	0-0	0-0	1-1

##	Player	gp-gs	min	avg	Total		3-Point		F-Throw		Rebounds			pf	dq	a	to	blk	stl	pts	avg	
					fg-fga	fg%	3fg-fga	3fg%	ft-fta	ft%	off	def	tot									
10	Sheldon McClellan	2-2	73	36.5	13-23	.565	3-7	.429	7-9	.778	1	5	6	3.0	7	1	3	5	0	4	36	18.0
00	Ja'Quan Newton	2-0	61	30.5	8-14	.571	0-0	.000	13-17	.765	1	2	3	1.5	4	0	7	5	1	3	29	14.5
13	Angel Rodriguez	2-2	57	28.5	8-15	.533	4-8	.500	8-10	.800	0	3	3	1.5	7	0	12	6	0	5	28	14.0
05	Davon Reed	2-2	61	30.5	6-12	.500	3-5	.600	5-6	.833	0	2	2	1.0	7	0	1	1	0	3	20	10.0
33	Ivan CruzUceda	1-0	13	13.0	3-4	.750	2-3	.667	0-0	.000	1	0	1	1.0	1	0	0	0	0	0	8	8.0
23	Tonye Jekiri	2-2	49	24.5	6-11	.545	0-0	.000	1-2	.500	2	10	12	6.0	7	1	0	4	2	0	13	6.5
21	Kamari Murphy	2-2	53	26.5	5-9	.556	0-0	.000	1-2	.500	1	8	9	4.5	6	1	1	2	2	1	11	5.5
03	Anthony Lawrence	2-0	26	13.0	3-4	.750	0-1	.000	3-4	.750	1	5	6	3.0	3	0	1	1	0	0	9	4.5
12	James Palmer	1-0	7	7.0	1-3	.333	0-2	.000	0-0	.000	0	0	0	0.0	2	0	0	2	0	0	2	2.0
Team											1	5	6									
Total.....		2	400		53-95	.558	12-26	.462	38-50	.760	8	40	48	24.0	44	3	25	26	5	16	156	78.0
Opponents.....		2	400		52-103	.505	6-20	.300	45-56	.804	15	39	54	27.0	40	2	22	24	3	10	155	77.5

TEAM STATISTICS	UM	OPP	Date	Opponent	Score	Att.
SCORING	156	155	% 03-10-16	vs Virginia Tech	w 88-82	20719
Points per game	78.0	77.5	% 03-11-16	vs Virginia	L 68-73	20719
Scoring margin	+0.5	-				
FIELD GOALS-ATT	53-95	52-103				
Field goal pct	.558	.505				
3 POINT FG-ATT	12-26	6-20				
3-point FG pct	.462	.300				
3-pt FG made per game	6.0	3.0				
FREE THROWS-ATT	38-50	45-56				
Free throw pct	.760	.804				
F-Throws made per game	19.0	22.5				
REBOUNDS	48	54				
Rebounds per game	24.0	27.0				
Rebounding margin	-3.0	-				
ASSISTS	25	22				
Assists per game	12.5	11.0				
TURNOVERS	26	24				
Turnovers per game	13.0	12.0				
Turnover margin	-1.0	-				
Assist/turnover ratio	1.0	0.9				
STEALS	16	10				
Steals per game	8.0	5.0				
BLOCKS	5	3				
Blocks per game	2.5	1.5				
ATTENDANCE	0	41438				
Home games-Avg/Game	0-0	0-0				
Neutral site-Avg/Game	-	2-20719				

Score by Periods	1st	2nd	Totals
Miami	64	92	156
Opponents	68	87	155

& = Puerto Rico Tip-Off  
 != Big Ten / ACC Challenge  
 \* = Conference game  
 % = ACC Tournament  
 # = NCAA Tournament

Miami Combined Team Statistics (as of Oct 31, 2016)  
NCAA

RECORD:	OVERALL	HOME	AWAY	NEUTRAL
ALL GAMES	2-1	0-0	0-0	2-1
CONFERENCE	0-0	0-0	0-0	0-0
NON-CONFERENCE	2-1	0-0	0-0	2-1

##	Player	gp-gs	min	avg	Total		3-Point		F-Throw		Rebounds			pf	dq	a	to	blk	stl	pts	avg	
					fg-fga	fg%	3fg-fga	3fg%	ft-fta	ft%	off	def	tot									avg
13	Angel Rodriguez	3-3	106	35.3	20-37	.541	9-15	.600	16-19	.842	1	9	10	3.3	8	0	17	14	1	9	65	21.7
10	Sheldon McClellan	3-3	108	36.0	18-33	.545	7-13	.538	21-27	.778	2	8	10	3.3	4	0	2	6	0	2	64	21.3
05	Davon Reed	3-3	101	33.7	11-23	.478	4-9	.444	2-2	1.000	2	16	18	6.0	7	0	2	7	1	2	28	9.3
21	Kamari Murphy	3-3	98	32.7	9-13	.692	0-0	.000	3-6	.500	4	19	23	7.7	10	1	2	2	6	2	21	7.0
00	Ja'Quan Newton	3-0	63	21.0	4-15	.267	0-1	.000	4-5	.800	2	0	2	0.7	6	0	5	7	0	1	12	4.0
23	Tonye Jekiri	3-3	65	21.7	4-8	.500	0-0	.000	1-4	.250	3	11	14	4.7	12	1	0	3	0	2	9	3.0
03	Anthony Lawrence	3-0	37	12.3	3-7	.429	1-3	.333	1-2	.500	2	1	3	1.0	3	0	0	2	2	3	8	2.7
12	James Palmer	3-0	15	5.0	1-2	.500	1-2	.500	3-5	.600	1	1	2	0.7	0	0	0	0	0	0	6	2.0
20	Mike Robinson	1-0	1	1.0	0-0	.000	0-0	.000	0-0	.000	0	0	0	0.0	0	0	0	0	0	0	0	0.0
15	Ebuka Izundu	1-0	3	3.0	0-0	.000	0-0	.000	0-0	.000	2	0	2	2.0	0	0	0	0	1	0	0	0.0
33	Ivan CruzUceda	2-0	2	1.0	0-1	.000	0-1	.000	0-0	.000	0	0	0	0.0	1	0	0	0	0	0	0	0.0
35	Chris Stowell	1-0	1	1.0	0-0	.000	0-0	.000	0-0	.000	0	0	0	0.0	0	0	0	0	0	0	0	0.0
Team											1	2	3		1		1					
Total.....		3	600		70-139	.504	22-44	.500	51-70	.729	20	67	87	29.0	52	2	28	42	11	21	213	71.0
Opponents.....		3	600		75-169	.444	26-63	.413	45-55	.818	33	58	91	30.3	60	2	33	33	2	22	221	73.7

TEAM STATISTICS	UM	OPP	Date	Opponent	Score	Att.
SCORING	213	221	# 03-17-16	vs Buffalo	w 79-72	11559
Points per game	71.0	73.7	# 03-19-16	vs Wichita State	w 65-57	11679
Scoring margin	-2.7	-	# 03-24-16	vs Villanova	L 69-92	19399
FIELD GOALS-ATT	70-139	75-169	& = Puerto Rico Tip-Off			
Field goal pct	.504	.444	! = Big Ten / ACC Challenge			
3 POINT FG-ATT	22-44	26-63	* = Conference game			
3-point FG pct	.500	.413	% = ACC Tournament			
3-pt FG made per game	7.3	8.7	# = NCAA Tournament			
FREE THROWS-ATT	51-70	45-55				
Free throw pct	.729	.818				
F-Throws made per game	17.0	15.0				
REBOUNDS	87	91				
Rebounds per game	29.0	30.3				
Rebounding margin	-1.3	-				
ASSISTS	28	33				
Assists per game	9.3	11.0				
TURNOVERS	42	33				
Turnovers per game	14.0	11.0				
Turnover margin	-3.0	-				
Assist/turnover ratio	0.7	1.0				
STEALS	21	22				
Steals per game	7.0	7.3				
BLOCKS	11	2				
Blocks per game	3.7	0.7				
ATTENDANCE	0	42637				
Home games-Avg/Game	0-0	0-0				
Neutral site-Avg/Game	-	3-14212				

Score by Periods	1st	2nd	Totals
Miami	104	109	213
Opponents	95	126	221