

FLORIDA™

MEN'S BASKETBALL

Release Date: Dec. 6, 2015



Florida (6-1/0-0 SEC) vs. #17/20 Miami (7-1/0-0 ACC)
BankUnited Center | 7,972 | Coral Gables, Fla.
Game 8 | December 8, 2015 | 7 p.m.



COACHES

Mike White

6-1 | 1st season at Florida
107-41 | 5th season overall

Jim Larranaga

98-50 | 5th season at Miami
568-384 | 32nd season overall

BROADCAST INFORMATION

TV | ESPN2

Streaming | WatchESPN

Play-by-Play: John Brickley

Analyst: Cory Alexander

Radio | Gator IMG Sports Network

Play-by-Play: Mick Hubert

Analyst: Bill Koss

TICKET INFORMATION

Information at hurricanesports.com

SOCIAL MEDIA

Facebook, Twitter & Instagram: @GatorsMBK

NOTABLE NUMBERS

13

Per the @ESPNSportsInfo Twitter account, the Gators became the third major conference team in the past 20 years to have three players grab 13+ rebounds in a game vs. Richmond. It was the first time UF had three double-figure rebounders in a game since Dec. 18, 2005, vs. Jacksonville, accomplished by Corey Brewer, Joakim Noah and Al Horford.

999

Finney-Smith has climbed within a point of reaching the 1,000-point mark for his career, including the 209 points scored during his freshman campaign at Virginia Tech. With 790 points as a Gator, he has a shot to be the 51st player to join Florida's 1,000-point club later this season.

3

Only three scholarship players on the current Gator squad played in last season's game vs. Miami: Kasey Hill, Devin Robinson and Chris Chiozza. Lexx Edwards appeared briefly, and Dorian Finney-Smith missed the game due to injury. None of the four players who joined Hill in the starting lineup are on the team this season.

7

Dorian Finney-Smith has set a career high in assists twice in the past three games, dishing six against Vermont and seven vs. Richmond. Finney-Smith's 24 assists on the season are tied with Kasey Hill for the team lead.

- Florida faces its second ranked opponent of the season, wrapping a home-and-home series with #21 Miami. The Hurricanes took the Gainesville end of the series last season with a 65-63 decision.
- Florida holds a 45-23 all-time record vs. Miami, including 15-16 on the road in the series. This will be the Gators' first game at Miami since a 77-67 Florida win on Dec. 22, 2005.
- The Gators are 145-129 (.529) all-time against current ACC schools. This will be the team's first game vs. an ACC team under head coach Mike White.
- In UF's win vs. Richmond, John Egbunu (17 points, 14 rebounds) and Devin Robinson (12 points, 13 rebounds) were the first Gator teammates to put up double-doubles in the same game since Vernon Macklin and Alex Tyus did so vs. Jacksonville in 2010.
- Dorian Finney-Smith was one point shy of adding a third double-double, finishing with nine points and 13 rebounds. The trio marked the first time three Gators had double-figure rebounds in a game since Corey Brewer, Joakim Noah and Al Horford did vs. Jacksonville in 2005.
- Robinson became the first Gator since Marreese Speights to have multiple double-doubles off the bench in a season, doing so at Navy and against Saint Joseph's. Robinson moved into the starting lineup for the first time this season vs. Vermont.
- The Gators hit six of their final eight shots against Saint Joseph's while limiting the Hawks to 2-for-11 shooting down the stretch. UF used a 21-4 run over the final 6:30 to erase a six-point deficit and claim the victory.
- The Gators had eight different players hit a 3-pointer against North Carolina A&T, the most since the team tied an NCAA record with nine players hitting from long range on Nov. 18, 2006, vs. Chattanooga.
- Kasey Hill returns for his second season as the team's starting point guard. Hill had his best outing of the young season against Vermont, scoring 14 points on 6-for-10 shooting and dishing four assists vs. no turnovers. Hill is relieved by Chris Chiozza, who sports the team's best assist-to-turnover ratio on the season (20/7).
- DeVon Walker returned to action after missing last season with a torn ACL, starting the first four games of the season. Another returner, senior Alex Murphy, suffered a foot injury in the exhibition game and has yet to appear in a game this season.
- JuCo All-American Justin Leon gives the Gators another athletic 3-man with a great motor who is solid on the boards.
- Redshirt freshman Brandone Francis-Ramirez and true freshmen KeVaughn Allen and Kevarrius Hayes bring depth to the Florida roster, with Allen earning an immediate spot in the starting lineup. Freshman forward Keith Stone has opted to redshirt for the 2015-16 season.
- Florida's four walk-ons are led by big man Schuyler Rimmer, a transfer from Stanford who sees regular minutes in relief of John Egbunu.
- White brought his entire coaching staff from Louisiana Tech with him to Gainesville, including assistants Dusty May, Jordan Mincy and Darris Nichols.

NOVEMBER

5	Palm Beach Atlantic (Exh.)	SEC +	W	89-42
13	at Navy	CBSN	W	59-41
16	North Carolina A&T	SEC +	W	104-54
21	vs. Saint Joseph's	ESPN3	W	74-63
22	vs. #21/23 Purdue	ESPN2	L	70-85
25	Vermont	SEC	W	86-62
27	Florida Gulf Coast	SEC	W	70-50

DECEMBER

1	Richmond	SEC	W	76-56
8	at #17/20 Miami	ESPN2		7 p.m.
12	at #1 Michigan State	ESPN2		6 p.m.
19	vs. Oklahoma State	FS1		8 p.m.
22	Jacksonville	SEC +		7 p.m.
29	Florida State	ESPN2		7 p.m.

JANUARY

2	Georgia	ESPNU		8 p.m.
6	at Tennessee	ESPN2		7 p.m.
9	LSU	CBS		1:30/4:30 p.m.
12	at Texas A&M	ESPN/SEC		7 p.m.
16	at Ole Miss	ESPN2		8 p.m.
19	Mississippi State	ESPNU		7 p.m.
23	Auburn	SEC		8 p.m.
26	at Vanderbilt	ESPN/U		9 p.m.
30	West Virginia	ESPN/2		12 p.m.

FEBRUARY

3	Arkansas	SEC		7 p.m.
6	at Kentucky	CBS		4 p.m.
9	Ole Miss	ESPN/U		9 p.m.
13	Alabama	SEC		5:30 p.m.
16	at Georgia	ESPN/U		9 p.m.
20	at South Carolina	SEC		12 p.m.
23	Vanderbilt	ESPN/U/SEC		7 p.m.
27	at LSU	ESPN/2		TBA

MARCH

1	Kentucky	ESPN		7 p.m.
5	at Missouri	SEC		7:30 p.m.
9-13 SEC Tournament (Nashville)				

GATORZONE.COM

FLORIDA PROBABLE STARTERS

#	Name	Pos.	Ht.	Wt.	Cl.	P/RPG
3	Devin Robinson	F	6-8	195	So.	11.1/8.0
10	Dorian Finney-Smith	F	6-8	220	RSr.	14.3/9.0
15	John Egbunu	C	6-11	255	RSo.	12.7/8.3
0	Kasey Hill	G	6-1	180	Jr.	8.3/3.4a
4	KeVaughn Allen	G	6-2	183	Fr.	7.4/1.7

OPPONENT PROBABLE STARTERS

#	Name	Pos.	Ht.	Wt.	Cl.	P/RPG
21	Kamari Murphy	F	6-8	220	RJr.	6.0/4.6
23	Tonye Jekiri	C	7-0	248	Sr.	9.3/10.3
5	Davon Reed	G	6-6	210	Jr.	11.6/4.4
10	Sheldon McClellan	G	6-5	200	RSr.	15.9/2.8
13	Angel Rodriguez	G	5-11	185	RSr.	12.4/4.3a

STARTING LINEUPS						STAT LEADERS				
	1	2	3	4	5	Points	Rebounds	Assists	Steals	Blocks
at Navy	Hill	Allen	Walker	Finney-Smith	Egbunu	13-Robinson	12-Finney-Smith	5-Hill	2-3 tied	2-Egbunu/Robinson
North Carolina A&T	Hill	Allen	Walker	Finney-Smith	Egbunu	15-Robinson/Walker	10-Finney-Smith	8-Hill	1-8 tied	2-Egbunu
vs. Saint Joseph's	Hill	Allen	Walker	Finney-Smith	Egbunu	13-Finney-Smith/Hill	10-Robinson	4-Chiozza	2-3 tied	1-Egbunu
vs. Purdue	Hill	Allen	Walker	Finney-Smith	Egbunu	19-Egbunu	8-Finney-Smith	4-Finney-Smith	2-Francis-Ramirez	1-Egbunu
Vermont	Hill	Allen	Robinson	Finney-Smith	Egbunu	20-Finney-Smith	8-Robinson	6-Finney-Smith	3-Finney-Smith	2-Hayes
Florida Gulf Coast	Hill	Allen	Robinson	Finney-Smith	Egbunu	23-Finney-Smith	11-Egbunu	3-Allen/Chiozza	3-Finney-Smith	4-Egbunu
Richmond	Hill	Allen	Robinson	Finney-Smith	Egbunu	17-Egbunu	14-Egbunu	7-Finney-Smith	2-Hayes	3-Finney-Smith
at Miami										
at Michigan State										
vs. Oklahoma State										
Jacksonville										
Florida State										
Georgia										
at Tennessee										
LSU										
at Texas A&M										
at Ole Miss										
Mississippi State										
Auburn										
at Vanderbilt										
West Virginia										
Arkansas										
at Kentucky										
Ole Miss										
Alabama										
at Georgia										
at South Carolina										
Vanderbilt										
at LSU										
Kentucky										
at Missouri										

MISC. SCORING						NOTABLE
UF-Opp.	Paint	Off T/O	2nd Ch.	Fastbreak	Bench	
at Navy	30-20	21-12	14-9	12-2	32-19	The Mike White Era opens with a win, led by Devin Robinson's first career double-double (13/10)
North Carolina A&T	40-30	29-16	19-8	14-4	50-15	UF had 8 players make a 3-pointer & hit 15 of 29 behind the arc...UF's first 100-point game in nearly 4 years.
vs. Saint Joseph's	28-30	19-12	11-7	8-4	28-26	The Gators came back from 6 down with 6:30 to play, ending the game with a 21-4 run from that point.
vs. Purdue	36-32	10-10	8-7	6-6	15-28	Purdue finished the game on a 24-12 run after UF was within 3 with 9:30 left...Purdue shot 11-26 from 3.
Vermont	32-22	21-10	16-2	10-6	24-27	UF enjoyed a 17-8 turnover margin in the game...The Gators opened the 2nd half on a 10-0 run.
Florida Gulf Coast	38-26	26-6	26-14	16-6	10-27	UF used a 13-0 run to take a 9-point lead early in the 2nd half...Egbunu recorded his 1st double-double at UF.
Richmond	34-24	14-14	23-6	6-2	21-13	3 Gators had 13+ rebounds & UF held a 57-36 edge on the glass...Egbunu & Robinson had double-doubles.
at Miami						
at Michigan State						
vs. Oklahoma State						
Jacksonville						
Florida State						
Georgia						
at Tennessee						
LSU						
at Texas A&M						
at Ole Miss						
Mississippi State						
Auburn						
at Vanderbilt						
West Virginia						
Arkansas						
at Kentucky						
Ole Miss						
Alabama						
at Georgia						
at South Carolina						
Vanderbilt						
at LSU						
Kentucky						
at Missouri						
Total	238-184	140-80	117-53	72-30	180-155	
Average per game	34.0-26.3	20.0-11.4	16.7-7.6	10.3-4.3	25.7-22.1	

MATCHUP

SERIES HISTORY

- Florida holds a 45-23 all-time record vs. Miami, including 15-16 on the road in the series. This will be the Gators' first game at Miami since a 77-67 win on Dec. 22, 2005.
- The Gators are 145-129 (.529) all-time against current ACC schools. This will be the team's first game vs. an ACC team under head coach Mike White.

LAST MEETING

- Miami erased a 15-point second-half deficit to beat Florida, 65-63, in the O'Connell Center, capped by Angel Rodriguez's go-ahead 3-pointer with 16 seconds left.
- Rodriguez scored 22 of his 24 points in the second half as Miami rolled up 48 points following the break after UF limited the Hurricanes to 21 first-half points.
- Eli Carter led the Gators with 21 points on 8-for-9 shooting, while Jon Horford added 17 points and seven rebounds. Dorian Finney-Smith did not play in the game due to a hand injury.

ABOUT THE OPPONENT

- The 7-1 Hurricanes have four double-figure scorers: Sheldon McClellan (15.9), Angel Rodriguez (12.4), Ja'Quan Newton (12.0) and Davon Reed (11.6). Leading scorer McClellan came off the bench in Miami's last game as Newton got his first start of the season.
- Miami has a pair of high-percentage 3-point shooters in McClellan (.519, 14-for-27) and Ivan Cruz Uceda (.533, 16-for-30), along with Rodriguez's 13 makes on a team-high 38 attempts (.342).
- Tonye Jekiri leads Miami with 10.3 rebounds per game, but is the only player averaging five or more boards. Rodriguez leads the team with 34 assists.

UF LAST 20 vs. MIAMI (16-4)

Date	Location	Result	Score
Jan. 9, 1964	H	W	114-91
Dec. 19, 1964	A	L	58-67
Jan. 21, 1965	H	W	86-69
Dec. 4, 1965	A	W	77-66
Jan. 12, 1966	H	W	111-76
Dec. 3, 1966	A	W	113-88
Feb. 8, 1967	H	W	73-57
Dec. 7, 1968	A	W	111-62
Dec. 17, 1985	A	W	81-64
Jan. 27, 1986	H	W	75-53
Feb. 21, 1987	H	W	99-60
Feb. 15, 1988	A	W	83-73
Dec. 19, 1988	H	W	101-81
Feb. 19, 1990	A	L	59-62
Dec. 30, 1990	H	W	62-60
Dec. 21, 2002	N	W/2OT	94-93
Dec. 4, 2004	H	L	65-72
Dec. 22, 2005	A	W	77-67
March 20, 2009	H	W	74-60
Nov. 17, 2014	H	L	67-69

UF LAST 15 vs. ACC OPPONENTS (9-6)

Date	Opponent	Result	Score
March 20, 2009	^Miami	W	74-60
Dec. 10, 2009	vs. Syracuse	L	73-85
Jan. 3, 2010	at NC State	W/OT	62-61
Nov. 28, 2010	at Florida State	W	55-51
Dec. 2, 2011	at Syracuse	L	68-72
Dec. 22, 2011	Florida State	W	82-64
March 16, 2012	*vs. Virginia	W	71-45
March 24, 2012	*vs. Louisville	L	68-72
Dec. 5, 2012	at Florida State	W	72-47
Nov. 29, 2013	Florida State	W	67-66
March 22, 2014	*vs. Pittsburgh	W	61-45
Nov. 17, 2014	Miami	L	67-69
Nov. 28, 2014	vs. North Carolina	L	64-75
Dec. 20, 2014	vs. Wake Forest	W	63-50
Dec. 30, 2014	at Florida State	L	63-65

*NCAA Tournament; ^NIT

Category	UF	SEC Rank	Opp.
Scoring Offense	77.0	10	87.6
Scoring Defense	58.7	1 (11)	70.8
Scoring Margin	+18.3	2	+16.9
Field Goal Pct.	.427	14	.511
Field Goal Pct. Def.	.368	2	.433
3-Pt. FG Pct.	.304	12	.425
3-Pt. FG Pct. Def.	.305	5	.386
3-Pt. FG Made	7.3	t5	8.5
3-Pt. FG Allowed	5.7	3	7.6
Free Throw Pct.	.653	14	.782
Free Throws Made	14.0	13	20.6
Rebounds	46.0	1 (t4)	37.0
Opp. Rebounds	36.1	10	31.6
Offensive Rebounds	16.1	1 (9)	9.9
Defensive Rebounds	29.9	2	27.1
Rebounding Margin	+9.9	1 (23)	+5.4
Assists	13.1	9	15.1
Turnovers	10.7	3	10.5
Opp. Turnovers	14.3	7	12.4
Turnover Margin	+3.6	4	+1.9
Assist/TO Ratio	1.2	6	1.4
Steals	8.0	t3	5.8
Blocked Shots	5.0	t7	3.1

National rank in parentheses for categories that UF ranks No. 1 in the SEC.

OPPONENT'S LAST 5 GAMES

Date	Opponent	Result	Score
11/20	vs. Utah	W	90-66
11/22	vs. Butler	W	85-75
11/27	Northeastern	L	77-78
12/1	at Nebraska	W/OT	77-72
12/5	Charlotte	W	88-60

OPPONENT'S NEXT 5 GAMES

Date	Opponent
12/19	Charleston
12/22	vs. LaSalle
12/29	Princeton
1/2	Syracuse
1/9	Florida State

UF ROSTER

No.	Name	Pos.	Ht.	Wt.	Class	College
0	Kasey Hill	G	6-1	180	Jr.	2L Umatilla, Fla./Montverde Academy
1	DeVon Walker	G/F	6-6	203	Jr.-R	2L Winter Haven, Fla./Winter Haven
2	Brandone Francis-Ramirez	G	6-5	205	Fr.-R	SQ La Romana, D.R./Arlington Country Day
3	Devin Robinson	F	6-8	195	So.	1L Chesterfield, Va./Christchurch School
4	KeVaughn Allen	G	6-2	183	Fr.	HS Little Rock, Ark./North Little Rock
5	Alex Murphy	F	6-8	225	Sr.-R	1L Wakefield, R.I./Duke
10	Dorian Finney-Smith	F	6-8	220	Sr.-R	2L Portsmouth, Va./Virginia Tech
11	Chris Chiozza	G	6-0	175	So.	1L Memphis, Tenn./White Station
12	Zach Hodskins	G	6-4	203	So.	1L Alpharetta, Ga./Milton
13	Kevarrius Hayes	F	6-9	210	Fr.	HS Live Oak, Fla./Suwanee
14	Lexx Edwards	G	6-2	220	Sr.-R	2L Orlando, Fla./Jones
15	John Egbunu	C	6-11	255	So.-R	SQ Bauchi, Nigeria/USF
20	Jhonny Victor	G	6-4	178	Fr.-R	HS Orlando, Fla./Celebration
23	Keith Stone	F	6-8	233	Fr.	HS Deerfield Beach, Fla./Zion Lutheran
24	Justin Leon	F	6-8	200	Jr.	TR Conway, Ark./Shawnee (Ill.) CC
32	Schuyler Rimmer	F/C	6-10	245	Jr.	SQ Orlando, Fla./Stanford

Head Coach: Mike White (Ole Miss '99)

Assistant Coaches: Dusty May (Indiana '00), Jordan Mincy (Kent State '09), Darris Nichols (West Virginia '08)

Head Athletic Trainer: Dave Werner

Strength & Conditioning Coordinator: Preston Greene

Director of Basketball Operations: Kyle Church

Video Coordinator: Jonathan Blake

Academic Counselor: Tom Williams

Note: Coach White has no personal preference between Mike or Michael.

We use Mike in our materials simply for consistency's sake, and either form is perfectly acceptable in broadcast or print.

PRONUNCIATION GUIDE

KeVaughn Allen	KAY-vawn
Chris Chiozza	chee-OH-zah
John Egbunu	egg-B00-noo
Brandone Francis-Ramirez	Brandon
Kevarrius Hayes	KEE-vahr-ee-us
Schuyler Rimmer	SKY-ler
Devin Robinson	DEV-in
DeVon Walker	duh-VAWN

STREAKS & HONORS

LONGEST WINNING STREAKS IN UF HISTORY

Overall	First Win	Last Win
30	Dec. 10, 2013	March 29, 2014
17	Dec. 6, 2006	Feb. 14, 2007
17	March 1, 2006	Nov. 24, 2006
17	Nov. 9, 2005	Jan. 18, 2006
15	March 4, 2007	Nov. 20, 2007
Current: 3	Nov. 25, 2015	

Home	First Win	Last Win
33	Nov. 11, 2012	Nov. 14, 2014
24	March 1, 2006	Nov. 20, 2007
20	Jan. 25, 2005	Feb. 4, 2006
19	Jan. 22, 2011	Feb. 4, 2012
19	Feb. 2, 2002	Feb. 25, 2003
Current: 7	Feb. 18, 2015	

Road	First Win	Last Win
9	Jan. 11, 2014	March 4, 2014
7	Feb. 13, 2001	Jan. 12, 2002
7	Dec. 18, 1940	Feb. 3, 1941
6	Dec. 4, 1993	Jan. 15, 1994
Current: 1	Nov. 13, 2015	

SEC	First Win	Last Win
21	Jan. 8, 2014	Jan. 15, 2015
13	March 21, 2006	Feb. 14, 2007
11	Feb. 10, 2001	Jan. 16, 2002
11	Jan. 21, 1989	March 1, 1989
Current: 0		

SEC Home	First Win	Last Win
20	Jan. 9, 2013	Jan. 15, 2014
13	March 1, 2006	Feb. 9, 2008
13	Feb. 4, 1967	Jan. 4, 1969
12	Jan. 22, 1986	Feb. 4, 1987
Current: 3	Feb. 18, 2015	

SEC Road	First Win	Last Win
10	Jan. 11, 2014	Jan. 7, 2015
6	March 5, 2006	Feb. 10, 2007
4	Occured five times	
Current: 0		

Home NC	First Win	Last Win
40	Nov. 16, 1998	Dec. 6, 2003
28	Dec. 19, 2004	Nov. 20, 2007
25	Dec. 22, 2010	Nov. 14, 2014
21	Dec. 20, 1983	Nov. 30, 1988
18	Nov. 27, 2007	March 20, 2009
17	Jan. 9, 1964	Dec. 31, 1968
Current: 4	Nov. 16, 2015	

2015-16 INDIVIDUAL HONORS

Dorian Finney-Smith

Karl Malone Award Watch List
Preseason All-SEC (2nd Team Media, 1st Team Coaches)
Hall of Fame Tip-Off All-Tournament Team

2016 SIGNEES

- Eric Hester (Oldsmar Christian/Oldsmar, Fla.):** Rated a four-star prospect by Rivals, a versatile and multi-positional player who brings great length and athleticism to the floor. The 6-foot-3, 175-pound Hester plays the game with energy and a motor.
- Dontay Bassett (Oldsmar Christian/Oldsmar, Fla.):** A 6-foot-8, 205-pound forward who is a skilled post player and a solid rebounder. Bassett brings plenty of upside to Gainesville, having started playing the game relatively recently.

STATS & NOTABLES

2015-16 INDIVIDUAL STAT LEADERS & SEC RANKINGS

Category	Player	Stat	Rank
Scoring	Finney-Smith	14.3	19
FG Pct.	Egbunu	.636	2
3-Pt. FG Pct.	Chiozza	.467	*
3-Pt. FG Made	Finney-Smith	2.1	10
FT Pct.	Robinson	.737	*
Rebounds	Finney-Smith	9.0	4
Assists	Finney-Smith/Hill	3.4	t13
Steals	Hill	1.3	t18
Blocked Shots	Egbunu	1.4	13
A/T/O Ratio	Hill	2.2	10
Minutes	Finney-Smith	28.7	t21

Leader who qualifies for rankings listed; * if no player qualified for rankings;

GATORS' LAST GAME

- Florida posted a 76-56 wire-to-wire victory, dominating the glass, 57-36, as both John Egbunu and Devin Robinson earned double-doubles.
- Egbunu (17 points, 14 rebounds) and Robinson (12 points, 13 rebounds) were the first Gator teammates to put up double-doubles in the same game since Vernon Macklin and Alex Tyus did so vs. Jacksonville in 2010.
- Dorian Finney-Smith was one point shy of joining in the double-double madness, finishing with nine points and 13 rebounds. The trio marked the first time three Gators had double-figure rebounds in a game since Corey Brewer, Joakim Noah and Al Horford did vs. Jacksonville in 2005.
- Per the @ESPNStatsInfo Twitter account, the Gators were the third major conference team in the past 20 years to have three players grab 13+ rebounds in a game.
- Florida built a 40-17 halftime lead before Richmond crept back within 16 early in the second half. The Gators responded with an 11-0 run to go up 53-26 and remove any doubt about the outcome.

NOTABLES

- Dorian Finney-Smith posted at least 20 points, six rebounds and three steals in back-to-back games vs. Vermont and FGCU, something no Gator ever did during the Donovan Era. It is his third such game over his career, matching the number of games by Chandler Parsons, Corey Brewer and Matt Walsh reaching those benchmarks, all tied for the most by a Gator since the 1996-97 season.
- Finney-Smith is also the first Gator since Joakim Noah (Feb. 22, 2006, vs. Tennessee) to record 20 points, eight rebounds, three steals and two blocks, doing so vs. FGCU. Noah and David Lee were the only other Gators to do so since 1996-97.

ALL-TIME AT FLORIDA

Most Players with a 3-Pointer in a Game

1.	Nov. 18, 2006 vs. Chattanooga	(tied for NCAA Record)	9
2.	Nov. 16, 2015 vs. North Carolina A&T		8
	Feb. 24, 1999 vs. South Carolina		8
	Dec. 3, 1997 vs. Duquesne		8
5.	11x, last Jan. 2, 2008 vs. High Point		7

SINGLE SEASON (SINCE 1996-97)

Double-Doubles Off the Bench

1.	Matt Bonner	1999-2000	4	
2.	Donnell Harvey	1999-2000	3	
3.	Devin Robinson	2015-16	2	
	Marreese Speights	2006-07	2	
5.	Done 13 times by 11 players (last by Finney-Smith)			1

STANDINGS & POLLS

2015-16 SEC STANDINGS

	SEC	Overall
South Carolina	0-0	8-0 1.000
Kentucky	0-0	7-1 .875
FLORIDA	0-0	6-1 .857
Vanderbilt	0-0	6-1 .857
Auburn	0-0	4-1 .800
Texas A&M	0-0	7-2 .778
Ole Miss	0-0	6-2 .750
Alabama	0-0	5-2 .714
LSU	0-0	4-3 .571
Mississippi State	0-0	4-3 .571
Missouri	0-0	4-3 .571
Tennessee	0-0	4-3 .571
Georgia	0-0	3-3 .500
Arkansas	0-0	3-4 .429

AP TOP 25

- *Michigan State (62)
- Kansas (1)
- North Carolina (2)
- Iowa State
- *Kentucky
- Maryland
- Oklahoma
- Duke
- Villanova
- Virginia
- *Purdue
- Xavier
- Arizona
- *West Virginia
- Providence
- Baylor
- *Miami
- Butler
- SMU
- Gonzaga
- *Vanderbilt
- Louisville
- Cincinnati
- Oregon
- Utah

COACHES TOP 25

- *Michigan State (26)
- Iowa State (2)
- North Carolina
- *Kentucky
- Duke
- Villanova (2)
- Kansas
- Oklahoma
- Maryland (1)
- Virginia
- *Purdue
- Arizona
- Xavier
- *West Virginia
- Baylor
- *Vanderbilt
- Gonzaga
- Providence
- Louisville
- *Miami
- Butler
- Cincinnati
- Oregon
- Utah
- *Texas A&M

*2015-16 Florida Opponent

FLORIDA IN THE POLLS & RATINGS

Date	AP	Coaches	RPI	KenPom	Sagarin
Preseason	-	-	-	44	33
Nov. 16	-	-	-	38	32
Nov. 23	-	-	-	38	26
Nov. 30	-	RV	24*	30	22
Dec. 7	RV	RV	8	23	15

*First RPI released Dec. 1.

HEAD COACH MIKE WHITE

YEAR-BY-YEAR COACHING RECORD

Year	School	Overall	League	Postseason
2011-12	Louisiana Tech	18-16 .529	6-8 .429	
2012-13	Louisiana Tech	27-7 .794	16-2 .889	NIT 2nd Round (1-1)
2013-14	Louisiana Tech	29-8 .784	13-3 .813	NIT Quarterfinals (2-1)
2014-15	Louisiana Tech	27-9 .750	15-3 .833	NIT Quarterfinals (2-1)
2015-16	Florida	6-1 .857	0-0 ---	
Overall	5th Year	107-41 .723	50-16 .758	3 postseasons (5-3)
At UF	1st Year	6-1 .857	0-0 ---	

WHITE'S WIN-LOSS BREAKDOWN

	2015-16/Florida	Overall
Overall	6-1	107-41
vs. Conference	0-0	50-16
vs. Conference Home	0-0	29-4
vs. Conference Away	0-0	21-12
vs. Non-Conference (Reg. Season)	6-1	47-18
vs. Non-Conference Home	4-0	29-1
vs. Non-Conference Away	1-0	11-14
vs. Non-Conference Neutral	1-1	7-3
Postseason Play	0-0	10-7
Conference Tournament	0-0	5-4
NCAA Tournament	0-0	0-0
NIT	0-0	5-3
vs. AP Top 25	0-1	0-2
vs. AP Top 15	0-0	0-1
vs. AP Top 10	0-0	0-1
vs. AP Top 5	0-0	0-0
vs. AP No. 1	0-0	0-0
Overtime	0-0	3-3
November	5-1	24-8
December	1-0	21-10
January	0-0	24-7
February	0-0	23-6
March	0-0	15-10
April	0-0	0-0
Sunday	0-1	6-4
Monday	1-0	8-2
Tuesday	1-0	9-2
Wednesday	1-0	10-6
Thursday	0-0	29-9
Friday	2-0	9-3
Saturday	1-0	36-15
Scoring 49 or fewer	0-0	0-1
Scoring 50-59	1-0	9-8
Scoring 60-69	0-0	17-19
Scoring 70-79	3-1	41-9
Scoring 80-89	1-0	25-4
Scoring 90-99	0-0	9-0
Scoring 100+	1-0	6-0
Allowing 49 or fewer	1-0	16-0
Allowing 50-59	3-0	28-0
Allowing 60-69	2-0	34-6
Allowing 70-79	0-0	24-21
Allowing 80-89	0-1	3-12
Allowing 90-99	0-0	2-2
Allowing 100+	0-0	0-0

The University of Florida hired Mike White as head men's basketball coach, director of athletics Jeremy Foley announced on Thursday, May 7, 2015.



White, the 2014-15 Conference USA Coach of the Year, comes to the Gators after leading Louisiana Tech to a 101-40 record (.716) over the past four seasons, including three straight conference championships. Born in Dunedin, Fla., White brings a wealth of SEC experience to the Gators, as a four-year starter at Ole Miss and later an assistant coach for seven seasons under two different head coaches on the Rebels' bench.

"I have an incredible amount of respect for the University of Florida, and I am so excited to be a Gator," White said. "Not only is Florida home for me, but the tradition and success that the Gators have built make this an incredible opportunity. I know about the great home court advantage in the O'Connell Center, which is a testament to the fans and the Rowdy Reptiles. There's an unbelievable commitment to excellence athletically and academically at UF, and it starts with the leadership of Dr. Fuchs and Jeremy Foley. I look forward to returning to the SEC where I have a lot of great memories, and I can't wait to create many more alongside The Gator Nation."

CURRENT SEC COACHES - 1ST SEASON AT SCHOOL

School	Coach	Season	Overall	SEC
Alabama	Avery Johnson	2015-16	5-2	0-0
Arkansas	Mike Anderson	2011-12	18-14	6-10
Auburn	Bruce Pearl	2014-15	15-20	4-14
Florida	Mike White	2015-16	6-1	0-0
Georgia	Mark Fox	2009-10	14-17	5-11
Kentucky	John Calipari	2009-10	35-3	14-2
LSU	Johnny Jones	2012-13	19-12	9-9
Ole Miss	Andy Kennedy	2006-07	21-13	8-8
Mississippi State	Ben Howland	2015-16	4-3	0-0
Missouri	Kim Anderson	2014-15	9-20	3-15
South Carolina	Frank Martin	2012-13	14-18	4-14
Tennessee	Rick Barnes	2015-16	4-3	0-0
Texas A&M	Billy Kennedy	2011-12	14-18	4-14 (B12)
Vanderbilt	Kevin Stallings	1999-2000	19-11	8-8

Other 2015-16 first-year coaches in italics.

FLORIDA 1ST-YEAR COACHES (SINCE 1950)

Coach	Season	Overall	SEC
Billy Donovan	1996-97	13-17	5-11
Lon Kruger	1990-91	11-17	7-11
Don DeVoe	1989-90	7-21	3-15
Norm Sloan	1980-81	12-16	5-13
John Lotz	1973-74	15-11	9-9
Tommy Bartlett	1966-67	21-4	14-4
Norm Sloan	1960-61	15-11	9-5
John Mauer	1951-52	15-9	7-7

THE LAST TIME...

INDIVIDUAL PERFORMANCES

20 Points: 23, Dorian Finney-Smith, vs. FGCU, 11/27/15

25 Points: 27, Michael Frazier II, at Ole Miss, 1/24/15

30 Points: 37, Michael Frazier II, at South Carolina, 3/4/14

35 Points: 37, Michael Frazier II, at South Carolina, 3/4/14

40 Points: 40, Eugene McDowell, vs. Biscayne, 12/21/82

50 Points: 54, Tony Miller, vs. Chicago State, 2/29/72

10 Rebounds: 14, John Egbunu; 13, Devin Robinson & Dorian Finney-Smith, vs. Richmond (12/1/15)

12 Rebounds: 14, John Egbunu; 13, Devin Robinson & Dorian Finney-Smith, vs. Richmond (12/1/15)

15 Rebounds: 15, Dorian Finney-Smith, at Arkansas, 1/11/14

20 Rebounds: 20, Andrew DeClercq, vs. Kentucky, 1/18/94

25 Rebounds: 25, Neal Walk, vs. Georgia, 3/1/69

30 Rebounds: 31, Neal Walk, vs. Alabama, 1/27/68

10 Assists: 10, Kasey Hill, at Texas A&M, 2/14/15

12 Assists: 13, Nick Calathes, at Georgia, 2/14/09

15 Assists: 17, Jason Williams, vs. Duquesne, 12/3/97

Made 8 Field Goals: 9-for-17, Eli Carter, at Texas A&M, 2/14/15

Made 10 Field Goals: 10-for-15, Dorian Finney-Smith, vs. Jacksonville, 12/14/14

Made 12 Field Goals: 12-for-21, Michael Frazier II, at South Carolina, 3/4/14

Attempted 15 Field Goals: 6-for-15, Dorian Finney-Smith, vs. Vermont, 11/25/15

Attempted 20 Field Goals: 12-for-21, Michael Frazier II, at South Carolina, 3/4/14

Attempted 25 Field Goals: 9-for-26, Anthony Roberson, vs. Tennessee, 1/19/05

Made 6 3-Pointers: 6-for-8, Michael Frazier II, at Ole Miss, 1/24/15

Made 7 3-Pointers: 11-for-18, Michael Frazier II, at South Carolina, 3/4/14

Made 8 3-Pointers: 11-for-18, Michael Frazier II, at South Carolina, 3/4/14

Made 10 3-Pointers: 11-for-18, Michael Frazier II, at South Carolina, 3/4/14

Attempted 10 3-Pointers: 4-for-10, Eli Carter, at Texas A&M, 2/14/15

Attempted 12 3-Pointers: 11-for-18, Michael Frazier II, at South Carolina, 3/4/14

Attempted 15 3-Pointers: 11-for-18, Michael Frazier II, at South Carolina, 3/4/14

Made 10 Free Throws: 10-for-12, Kasey Hill, vs. North Carolina (neutral at Bahamas), 11/28/14

Made 12 Free Throws: 13-for-16, Scottie Wilbekin, vs. Missouri, 2/4/14

Made 15 Free Throws: 19-for-22, Joakim Noah, vs. Georgia, 3/1/06

Attempted 10 Free Throws: 4-for-12, Chris Chiozza, vs. Texas A&M, 3/3/15

Attempted 15 Free Throws: 13-for-16, Scottie Wilbekin, vs. Missouri, 2/4/14

Attempted 20 Free Throws: 19-for-22, Joakim Noah, vs. Georgia, 3/1/06

4 Blocks: 4, John Egbunu, vs. FGCU, 11/27/15

5 Blocks: 5, Chris Walker, vs. Vanderbilt, 2/18/15

6 Blocks: 6, Patric Young, vs. Savannah St., 11/20/12

7 Blocks: 7, Al Horford, vs. Ole Miss, 2/16/05

5 Steals: 6, Michael Frazier II, at Vanderbilt, 2/3/15

6 Steals: 6, Michael Frazier II, at Vanderbilt, 2/3/15

7 Steals: 7, Dan Werner, vs. Georgia, 2/9/08

Double-Double: John Egbunu, 17 points & 14 rebounds, Devin Robinson, 12 points & 13 rebounds, vs. Richmond, 12/1/15

Triple-Double: Nick Calathes, vs. Georgia, 1/28/09, 20 points, 13 rebounds & 10 assists

TEAM PERFORMANCES

85 Points: 86, vs. Vermont, 11/25/15

90 Points: 104, vs. North Carolina A&T, 11/16/15

95 Points: 104, vs. North Carolina A&T, 11/16/15

100 Points: 104, vs. North Carolina A&T, 11/16/15

105 Points: 107, vs. Jacksonville, 11/25/11

110 Points: 112, NCAA Tournament vs. Jackson State, 3/16/07

120 Points: 125, vs. FAMU, 12/10/00

130 Points: 131, vs. New Hampshire, 11/29/99

50 Rebounds: 57, vs. Richmond, 12/1/15

55 Rebounds: 57, vs. Richmond, 12/1/15

60 Rebounds: 62, NCAA Tournament vs. Jackson State, 3/16/07

20 Offensive Rebounds: 20, vs. North Carolina A&T, 11/16/15

25 Offensive Rebounds: 27, vs. Bethune-Cookman, 12/11/99

Made 35 Field Goals: 37-for-69, vs. North Carolina A&T, 11/16/15

Made 40 Field Goals: 42-for-73, vs. North Carolina A&T, 11/18/10

Made 45 Field Goals: 46-for-81, vs. New Hampshire, 11/29/99

Attempted 65 Field Goals: 28-for-68, vs. Richmond, 12/1/15

Attempted 70 Field Goals: 26-for-71, vs. FGCU, 11/27/15

Attempted 75 Field Goals: 39-for-76, vs. Jackson State, 11/11/11

Attempted 80 Field Goals: 39-for-83, vs. FAU, 11/27/00

Made 10 3-Pointers: 15-for-29, vs. North Carolina A&T, 11/16/15

Made 12 3-Pointers: 15-for-29, vs. North Carolina A&T, 11/16/15

Made 15 3-Pointers: 15-for-29, vs. North Carolina A&T, 11/16/15

Made 18 3-Pointers: 18-for-35, vs. Robert Morris, 12/30/96

Attempted 25 3-Pointers: 8-for-32, vs. Saint Joseph's (neutral at Uncasville, Conn.), 11/21/15

Attempted 30 3-Pointers: 8-for-32, vs. Saint Joseph's (neutral at Uncasville, Conn.), 11/21/15

Attempted 35 3-Pointers: 14-for-35, vs. Stetson, 11/28/11

Made 20 Free Throws: 20-for-28, vs. Vermont, 11/25/15

Made 25 Free Throws: 25-for-30, at South Carolina, 1/7/15

Made 30 Free Throws: 32-for-40, vs. Auburn, 2/18/10

Made 35 Free Throws: 35-for-39, vs. Vanderbilt, 2/7/04

Made 40 Free Throws: 40-for-50, vs. Morehead State, 12/22/98

Attempted 30 Free Throws: 20-for-38, vs. Texas A&M, 3/3/15

Attempted 35 Free Throws: 20-for-38, vs. Texas A&M, 3/3/15

Attempted 40 Free Throws: 32-for-40, vs. Auburn, 2/18/10

Attempted 45 Free Throws: 33-for-45, vs. Florida State, 11/25/05

Attempted 50 Free Throws: 40-for-50, vs. Morehead State, 12/22/98

20 Assists: 21, vs. Tennessee, 2/28/15

25 Assists: 25, at Auburn, 2/16/13

30 Assists: 32, vs. Northeastern, 12/22/03

10 Steals: 11, vs. FGCU, 11/27/16

15 Steals: 17, vs. Wake Forest (neutral at Sunrise), 12/20/14

20 Steals: 22, vs. VMI, 12/28/99

25 Steals: 25, vs. Morehead State, 12/22/98

Forced 20 Turnovers: 24, vs. Wake Forest (neutral at Sunrise), 12/20/14

Forced 25 Turnovers: 25, vs. Toledo, 11/14/08

Forced 30 Turnovers: 30, vs. Georgia, 2/5/00

Forced 35 Turnovers: 35, vs. Florida A&M, 12/4/99

6 Blocks: 6, vs. Richmond, 12/1/15

7-11 Blocks: 11, vs. FGCU, 11/27/15

12 Blocks: 12, vs. FAMU, 12/17/06

Had 5 Players with 10 Points: 6 players, vs. North Carolina A&T, 11/16/15; Devin Robinson (15), DeVon Walker (15), Dorian Finney-Smith (14), John Egbunu (13), Chris Chiozza (11), Brandone Francis-Ramirez (10)

Had 6 Players with 10 Points: 6 players, vs. North Carolina A&T, 11/16/15; Devin Robinson (15), DeVon Walker (15), Dorian Finney-Smith (14), John Egbunu (13), Chris Chiozza (11), Brandone Francis-Ramirez (10)

Had 7/8 Players with 10 Points: 8 players, vs. North Carolina A&T, 11/18/10; Kenny Boynton (16), Chandler Parsons (16), Casey Prather (12), Erik Murphy (11), Erving Walker (11), Scottie Wilbekin (11), Patric Young (11), Vernon Macklin (10)

Had 2 Players with 20 Points: vs. Jacksonville, 12/14/14; Dorian Finney-Smith (25), Michael Frazier II (22)

Had 3 Players with 20 Points: at Arkansas, 2/18/12; Erving Walker (31), Kenny Boynton (25), Bradley Beal (21)

Had 2 Players with 25 Points: at Arkansas, 2/18/12; Erving Walker (31), Kenny Boynton (25)

Had 6 Players Make a 3-Pointer: 6, vs. Saint Joseph's (neutral at Uncasville, Conn.), 11/21/15

Had 7 Players Make a 3-Pointer: 8, vs. North Carolina A&T, 11/16/15

Had 8 Players Make a 3-Pointer: 8, vs. North Carolina A&T, 11/16/15

Had 9 Players Make a 3-Pointer: 9, vs. Chattanooga, 11/18/06 (*tied for NCAA record*)

Had 2 Players with 10 Rebounds: vs. Richmond, 12/1/15; John Egbunu (14), Dorian Finney-Smith (13), Devin Robinson (13)

Had 3 Players with 10 Rebounds: vs. Richmond, 12/1/15; John Egbunu (14), Dorian Finney-Smith (13), Devin Robinson (13)

Had 2 Players with a Double-Double: vs. Richmond, 12/1/15; John Egbunu (17 points, 14 rebounds), Devin Robinson (12 points, 13 rebounds)

Had 3 Players with a Double-Double: vs. Jacksonville, 12/18/05; Corey Brewer (15 points, 13 assists & 10 rebounds), Joakim Noah (21 points, 10 rebounds), Al Horford (20 points, 11 rebounds)

Overcame a 10-Point Halftime Deficit: 1/26/12, at Ole Miss; Trailed 38-28 at half & won, 64-60

Lost a 10-Point Halftime Lead: 12/5/14, at Kansas; Led 39-24 at half & lost, 71-65

Made a Game-Winner: 2/18/15, vs. Vanderbilt, Devin Robinson dunk with 2.1 seconds left to put UF ahead, 48-47 (Chiozza FTs sealed 50-47 win)

Made a Buzzer-Beater: 1/23/10, vs. South Carolina, Chandler Parsons 3-Pointer at the buzzer to win, 56-55
Lost on a Game-Winner: 2/12/15, vs. Ole Miss, Stefan Moody 3-pointer with 2.7 seconds remaining to defeat UF 62-61


HEAD SHOT ROSTER



#0 KASEY HILL
G | Jr. | 6-1 | 180 | Umatilla, Fla.



#1 DEVON WALKER
G/F | Jr. | 6-6 | 203 | Winter Haven, Fla.



#2 BRANDONE FRANCIS-RAMIREZ
G | Fr. | 6-5 | 205 | La Romana, D.R.



#3 DEVIN ROBINSON
F | So. | 6-8 | 195 | Chesterfield, Va.



#4 KEVAUGHN ALLEN
G | Fr. | 6-2 | 183 | Little Rock, Ark.



#5 ALEX MURPHY
F | Sr. | 6-8 | 225 | Wakefield, R.I.




#10 DORIAN FINNEY-SMITH
F | Sr. | 6-8 | 220 | Portsmouth, Va.




#11 CHRIS CHIOZZA
G | So. | 6-0 | 175 | Memphis, Tenn.




#12 ZACH HODSKINS
G | So. | 6-4 | 203 | Alpharetta, Ga.



#13 KEVARRIUS HAYES
F | Fr. | 6-9 | 210 | Live Oak, Fla.



#14 LEXX EDWARDS
G | Sr. | 6-2 | 220 | Orlando, Fla.



#15 JOHN EGBUNU
C | So. | 6-11 | 255 | Bauchi, Nigeria



#20 JHONNY VICTOR
G | Fr. | 6-4 | 178 | Orlando, Fla.



#23 KEITH STONE
F | Fr. | 6-8 | 233 | Deerfield Beach, Fla.



#24 JUSTIN LEON
F | Jr. | 6-8 | 196 | Conway, Ark.



#32 SCHUYLER RIMMER
F/C | Jr. | 6-10 | 245 | Orlando, Fla.



MIKE WHITE
Head Coach



DUSTY MAY
Assistant Coach



JORDAN MINCY
Assistant Coach



DARRIS NICHOLS
Assistant Coach

MEDIA INFORMATION

The University of Florida appreciates the media coverage from all local, regional and national outlets. The Communications Office believes in developing mutually beneficial relationships with the media and we emphasize a positive and professional working environment with all entities. The ultimate goal of the Communications Office is to provide accurate and timely information about our athletic teams and to ensure that we assist the media to the best of our abilities while they cover our program.

GAME COVERAGE

CREDENTIALS: Requests for credentials will be taken online and reviewed by Denver Parler. To access the credential request form, please visit www.sportssystem.com/florida. Once you have submitted your credential request, you will receive an automated email from the Communications Department acknowledging your request was received and is being reviewed. Once a decision on your request is made, you will receive an email with further information. Requests must be made by the day prior to a game (noon for afternoon games or 4:30 p.m. for evening games).

CREDENTIAL PICK-UP: Credentials will be mailed up until 10 days prior to the event or held at the Press Will Call window at Gate One of the O'Connell Center, which opens for pick-up 90 minutes prior to each game. Credentials can be overnighted at the expense of the media organization within 10 days of the event (by request).

PARKING: A limited number of parking spaces exist and can be requested online with your credential application. Please note that if you request to pick up your credentials at Press Will Call, we will be unable to provide a parking pass as you will have to park before visiting Press Will Call. Free parking is available in the deck next to the O'Connell Center and is generally still available 75-90 minutes before the game.

MEDIA ROOM/INTERVIEW AREA: Located between Gates 1 & 4 in the Martial Arts room near the loading dock, the media room includes work space, necessary electrical outlets, a television and wireless internet. A pre-game meal, snacks and soft drinks are also available in the media room. The pre-game meal begins 1:15 before tip. Post-game coach and player press conferences are also conducted in this area.

FLORIDA LOCKER ROOM: The Gator locker room is closed to the media with the exception of the SEC and NCAA Tournaments. Coach White and selected players will be available to the media following games in the media room/interview area. At Florida home games, players are available first while Coach White will follow with a post-game press conference in the Martial Arts/Media Room. If the visiting team chooses to utilize the media room, they will do so either directly before or after Florida players. Coach White will typically always go last.

VISITOR LOCKER ROOM: Interview policies and procedures will be determined by visiting Sports Information Directors and coaches. Those procedures will be announced on game days.

GENERAL GAME DAY MEDIA SERVICES: Game program/scorecard, game notes, play-by-play, complete halftime and final statistics, coaches' & player quote sheets and post-game notes are all regular services on game days.

SEATING: Press seating is assigned, and all media members are asked to utilize their assigned seat. A limited number of front-row courtside press seats are available and will be provided to national publications, major daily newspapers and/or those who cover Florida basketball regularly. Additional seating will be at the front row table in the baseline bleachers near Gate 2 and in the second row courtside behind the press table. Photographers are restricted to two baseline locations closest to the team benches.

TENTATIVE MEDIA SCHEDULE: NOV. 30-DEC. 6

Monday	Tuesday	Wednesday	Thursday	Friday	Saturday	Sunday
No Availability	7 p.m. Game vs. Richmond	No Availability	No Availability	No Availability	No Availability	No Availability

Monday	Tuesday	Wednesday	Thursday	Friday	Saturday	Sunday
1 p.m. Coach White/ Player	7 p.m. Game at Miami	No Availability	Time TBA Coach White/ Player	No Availability	6 p.m. Game at Michigan State	No Availability

2015-16 QUICK FACTS

University Facts

Location: Gainesville, Fla.
 Founded: 1853
 Enrollment: 49,042
 Conference: Southeastern (SEC)
 Nickname: Gators
 UF President: Dr. W. Kent Fuchs
 Director of Athletics: Jeremy Foley
 Mascots: Albert and Alberta
 Colors: Orange (PMS 172) and Blue (PMS 287)
 Website: GatorZone.com
 Facebook: facebook.com/GatorsMBK
 Twitter: @GatorsMBK, @MikeWhiteUF
 Instagram: @gatorsmbk

Coaching Staff Facts

Head Coach: Mike White (Ole Miss '99)
 UF Record: 1st season/6-1
 Overall Record: 5th season/107-41
 Assistant Coaches: Dusty May (Indiana '00), Jordan Mincy (Kent State '09), Darris Nichols (West Virginia '08)
 Athletic Trainer: David "Duke" Werner
 Strength & Conditioning Coordinator: Preston Greene
 Director of Basketball Operations: Kyle Church
 Video Coordinator: Jonathan Blake
 Office Manager: Tracy Pfaff
 Staff Assistant: Mike Robuck
 Academic Counselor: Tom Williams

Program Facts

Arena: Stephen C. O'Connell Center (11,548)
 Season: 97th
 Overall Record: 1,352-1,062
 SEC Record: 598-623
 NCAA Tournaments: 17 (1989, '94, '95, '99, 2000, '01, '02, '03, '04, '05, '06, '07, '10, '11, '12, '13, '14)
 Final Fours: 5 (1994, 2000, '06, '07, '14)
 National Championships: 2 (2006, '07)
 NIT Appearances: 9 (1969, '84, '85, '86, '92, '93, '98, 2008, '09)
 SEC Tournament Championships: 4 (2005, '06, '07, '14)
 SEC Championships: 7 (1989, 2000, '01, '07, '11, '13, '14)
 All-Americans: 25
 All-SEC: 105
 SEC Academic Honor Roll: 108
 NBA Draftees: 35
 2014-15 Record: 16-17
 2014-15 Conference Record: 8-10 (t-8th)
 Lettermen Returning/Lost: 6/6
 Starters Returning/Lost: 2/3

Communications Contact

Denver Parler
 Email: denverp@gators.ufl.edu
 Office: 352-375-4683 ext. 6135
 Cell: 352-318-3493
 Main Comm. Office Phone: 352-375-4683, ext. 6100
 Fax: 352-375-4809

#4 KEVAUGHN ALLEN

FRESHMAN | G | 6-2 | 183 | LITTLE ROCK, ARK. | NORTH LITTLE ROCK



Overview

- Rated a four-star prospect by ESPN and Rivals, Allen averaged 25.2 points 6.2 rebounds, 4.7 assists and 3.1 steals per game as a senior.
- The Gatorade Arkansas Boys Basketball Player of the Year as a junior and senior and earned MVP of the 2013 state championship game as a sophomore.
- ESPN.com bottom line: "Allen is a big time scorer that has all the offensive weapons to get his team a basket when needed at end of clock and game situations."

2015-16 Highlights

- Tallied his first career double-figure scoring game with 12 points in Florida's loss to Purdue.
- Started his collegiate debut and scored the Gators' first basket of the season, just three seconds into the win at Navy.
- Showed great explosiveness in summer workouts and figures to be an instant contributor, possibly in the starting lineup, for the Gators.

Season	gp-gs	min/avg	Total		3-Point		F-Throws		Rebounds				Scoring							
			fg-fga	pct	fg-fga	pct	ft-fa	pct	off	def	tot	avg	pf	fo	ast	to	blk	stl	pts	avg
2015-16	7-7	145/20.7	19-58	.328	6-26	.231	8-11	.727	1	11	12	1.7	10	0	10	6	2	7	52	7.4
TOTAL	7-7	145/20.7	19-58	.328	6-26	.231	8-11	.727	1	11	12	1.7	10	0	10	6	2	7	52	7.4

Opponent	Date	gs	min	Total		3-Pointers		Free throws		Rebounds				pf	a	t/o	blk	stl	pts	avg	
				fg-fga	pct	3fg-fga	pct	ft-fa	pct	off	def	tot	avg								
at Navy	11/13/15	*	21	3-7	.429	0-3	.000	3-5	.600	0	0	0	0.0	1	0	3	0	1	9	9.0	
NORTH CAROLINA A&T	11/16/15	*	17	1-5	.200	1-3	.333	2-2	1.000	1	2	3	1.5	2	3	3	1	1	5	7.0	
vs Saint Joseph's	11/21/15	*	23	3-12	.250	1-6	.167	2-2	1.000	0	4	4	2.3	1	1	0	0	2	9	7.7	
vs Purdue	11/22/15	*	18	5-9	.556	1-3	.333	1-2	.500	0	1	1	2.0	2	1	0	0	0	12	8.8	
VERMONT	11/25/15	*	18	0-5	.000	0-1	.000	0-0	.000	0	1	1	1.8	2	0	0	0	0	0	7.0	
FLORIDA GULF COAST	11/27/15	*	27	3-12	.250	1-6	.167	0-0	.000	0	2	2	1.8	0	3	0	1	2	7	7.0	
RICHMOND	12/1/15	*	21	4-8	.500	2-4	.500	0-0	.000	0	1	1	1.7	2	2	0	0	1	10	7.4	
Totals			7	145	19-58	.328	6-26	.231	8-11	.727	1	11	12	1.7	10	10	6	2	7	52	7.4

Games played: 7
 Minutes/game: 20.7
 Points/game: 7.4
 FG Pct: 32.8
 3FG Pct: 23.1
 FT Pct: 72.7

Rebounds/game: 1.7
 Assists/game: 1.4
 Turnovers/game: 0.9
 Assist/turnover ratio: 1.7
 Steals/game: 1.0
 Blocks/game: 0.3

Allen Game Highs

Points	2015-16/Career 12, vs. Purdue (11/22/15)
Rebounds	2015-16/Career 4, vs. St. Joseph's (11/21/15)
Field Goals	2015-16/Career 5, vs. Purdue (11/22/15)
Field Goal Attempts	2015-16/Career 12, 2x, last vs. FGCU (11/27/15)
3-Point Field Goals	2015-16/Career 2, vs. Richmond (12/1/15)
3-Point FG Attempts	2015-16/Career 6, 2x, last vs. FGCU (11/27/15)
Free Throws	2015-16/Career 3, at Navy (11/13/15)
Free Throw Attempts	2015-16/Career 5, at Navy (11/13/15)
Assists	2015-16/Career 3, 2x, last vs. FGCU (11/27/15)
Steals	2015-16/Career 2, 2x, last vs. FGCU (11/27/15)
Blocked Shots	2015-16/Career 1, 2x, last vs. FGCU (11/27/15)
Minutes Played	2015-16/Career 27, vs. FGCU (11/27/15)

#11 CHRIS CHIOZZA

SOPHOMORE | G | 6-0 | 175 | MEMPHIS, TENN. | WHITE STATION



Overview

- An immediate contributor who stepped right into the Gators' rotation during his freshman season and should continue having a large role.
- Chiozza is an attacking point guard with the ability to distribute or score himself.

2015-16 Highlights

- Notched his first career four-point play in the win vs. North Carolina A&T.
- Scored seven straight Florida points in one spurt during the season-opening win at Navy.
- Noted by head coach Mike White as one of the best shooters during Florida's offseason workouts.

Season	gp-gs	min/avg	Total		3-Point		F-Throws		Rebounds				Scoring							
			fg-fga	pct	fg-fga	pct	ft-fa	pct	off	def	tot	avg	pf	fo	ast	to	blk	stl	pts	avg
2014-15	33-11	752/22.8	44-113	.389	21-65	.323	21-44	.477	13	59	72	2.2	54	1	72	41	1	39	130	3.9
2015-16	7-0	134/19.1	14-30	.467	9-19	.474	4-6	.667	2	16	18	2.6	11	0	20	7	1	7	41	5.9
TOTAL	40-11	886/22.2	58-143	.406	30-84	.357	25-50	.500	15	75	90	2.3	65	1	92	48	2	46	171	4.3

Opponent	Date	gs	min	Total		3-Pointers		Free throws		Rebounds				pf	a	t/o	blk	stl	pts	avg
				fg-fga	pct	3fg-fga	pct	ft-fa	pct	off	def	tot	avg							
at Navy	11/13/15	16	3-4	.750	1-2	.500	0-0	.000	0	0	0	0.0	1	1	0	0	2	7	7.0	
NORTH CAROLINA A&T	11/16/15	18	3-4	.750	3-4	.750	2-3	.667	0	4	4	2.0	4	5	1	0	1	11	9.0	
vs Saint Joseph's	11/21/15	22	2-5	.400	1-2	.500	2-3	.667	1	1	2	2.0	1	4	2	0	0	7	8.3	
vs Purdue	11/22/15	19	3-5	.600	2-4	.500	0-0	.000	1	2	3	2.3	3	1	1	0	1	8	8.3	
VERMONT	11/25/15	20	1-4	.250	0-2	.000	0-0	.000	0	4	4	2.6	0	1	0	0	1	2	7.0	
FLORIDA GULF COAST	11/27/15	20	0-4	.000	0-2	.000	0-0	.000	0	2	2	2.5	0	3	1	0	1	0	5.8	
RICHMOND	12/1/15	19	2-4	.500	2-3	.667	0-0	.000	0	3	3	2.6	2	5	2	1	1	6	5.9	
Totals		0	134	14-30	.467	9-19	.474	4-6	.667	2	16	18	2.6	11	20	7	1	7	41	5.9

Games played: 7
 Minutes/game: 19.1
 Points/game: 5.9
 FG Pct: 46.7
 3FG Pct: 47.4
 FT Pct: 66.7

Rebounds/game: 2.6
 Assists/game: 2.9
 Turnovers/game: 1.0
 Assist/turnover ratio: 2.9
 Steals/game: 1.0
 Blocks/game: 0.1

Chiozza vs. Miami


	Date	GS	Min	FG	FGA	Pct	3FG	FGA	Pct	FT	FTA	Pct	Off	Def	Tot	PF	A	TO	Blk	Stl	Pts
MIAMI	11/17/14	19	2	3	.667	0	1	.000	0	1	.000	0	0	0	1	1	1	0	1	4	

Chiozza Game Highs

Points	Rebounds	Field Goals	Field Goal Attempts	3-Point Field Goals	3-Point FG Attempts	Free Throws	Free Throw Attempts	Assists	Steals	Blocked Shots	Minutes Played
2015-16	4, 2x, last vs. Vermont (11/25/15)	3, 3x, last vs. Purdue (11/22/15)	5, 2x, last vs. Purdue (11/22/15)	3, vs. N. Carolina A&T (11/16/15)	4, 2x, last vs. Purdue (11/22/15)	2, 2x, last vs. St. Joseph's (11/21/15)	3, 2x, last vs. St. Joseph's (11/21/15)	5, 2x, last vs. Richmond (12/1/15)	2, at Navy (11/13/15)	1, vs. Richmond (12/1/15)	22, vs. St. Joseph's (11/21/15)
Career	6, 2x, last vs. Texas A&M (3/3/15)	4, 2x, last vs. Auburn (1/15/15)	8, vs. UAB (11/27/14)	3, 2x, last vs. N.C. A&T (11/16/15)	6, vs. UAB (11/27/14)	4, 2x, last vs. Texas A&M (3/3/15)	12 vs. Texas A&M (3/3/15)		6, vs. UAB (11/27/14)	1, 2x, last vs. Richmond (12/1/15)	37, vs. ULM (11/21/14)

#15 JOHN EGBUNU

SOPHOMORE (R) | C | 6-11 | 255 | BAUCHI, NIGERIA | USF



Overview

- Transferred to UF in Summer 2014, following one season at USF, and sat out the 2014-15 season per NCAA transfer regulations.
- An immediate contributor at USF, where he started 31 games and earned a spot on the AAC All-Rookie Team.
- Runs the floor very well for a player his size and is a great defensive communicator.

2015-16 Highlights

- Against Richmond, Egbunu (17 points, 14 rebounds) and Devin Robinson (12 points, 13 rebounds) were the first Gator teammates to put up double-doubles in the same game since Vernon Macklin and Alex Tyus did so vs. Jacksonville in 2010.
- Recorded his first double-double as a Gator (third total) with 17 points and 11 rebounds vs. Florida Gulf Coast.
- Set a Florida best with 19 points vs. Purdue in a game where he battled down low with a pair of 7-footers.
- Scored his first points as a Gator on a thunderous two-handed slam dunk.
- Florida's starting center had a solid offseason and has a chance to be one of the top big men in the SEC.

Season	gp-gs	min/avg	Total		3-Point		F-Throws		Rebounds				Scoring							
			fg-fga	pct	fg-fga	pct	ft-fa	pct	off	def	tot	avg	pf	fo	ast	to	blk	stl	pts	avg
2013-14*	32-31	793/24.8	78-151	.517	0-1	.000	60-110	.545	80	118	198	6.2	92	1	12	55	43	10	216	6.8
2015-16	7-7	160/22.9	35-55	.636	0-0	.000	19-26	.731	23	35	58	8.3	21	0	1	15	10	5	89	12.7
TOTAL	7-7	160/22.9	35-55	.636	0-0	.000	19-26	.731	23	35	58	8.3	21	0	1	15	10	5	89	12.7
All*	39-38	953/24.4	113-206	.549	0-1	.000	79-136	.581	103	153	256	6.6	113	1	13	70	53	15	305	7.8

Opponent	Date	gs	min	Total		3-Pointers		Free throws		Rebounds				pf	a	t/o	blk	stl	pts	avg	
				fg-fga	pct	3fg-fga	pct	ft-fa	pct	off	def	tot	avg								
at Navy	11/13/15	*	20	2-2	1.000	0-0	.000	0-1	.000	3	5	8	8.0	3	0	3	2	2	4	4.0	
NORTH CAROLINA A&T	11/16/15	*	23	6-7	.857	0-0	.000	1-2	.500	3	2	5	6.5	4	0	2	2	1	13	8.5	
vs Saint Joseph's	11/21/15	*	16	2-3	.667	0-0	.000	2-2	1.000	2	4	6	6.3	3	0	1	1	0	6	7.7	
vs Purdue	11/22/15	*	29	7-14	.500	0-0	.000	5-6	.833	2	5	7	6.5	2	0	2	1	1	19	10.5	
VERMONT	11/25/15	*	20	4-6	.667	0-0	.000	5-6	.833	3	4	7	6.6	3	0	4	0	0	13	11.0	
FLORIDA GULF COAST	11/27/15	*	26	7-14	.500	0-0	.000	3-4	.750	5	6	11	7.3	3	1	0	4	1	17	12.0	
RICHMOND	12/1/15	*	26	7-9	.778	0-0	.000	3-5	.600	5	9	14	8.3	3	0	3	0	0	17	12.7	
Totals			7	160	35-55	.636	0-0	.000	19-26	.731	23	35	58	8.3	21	1	15	10	5	89	12.7

Games played: 7
 Minutes/game: 22.9
 Points/game: 12.7
 FG Pct: 63.6
 FT Pct: 73.1

Rebounds/game: 8.3
 Assists/game: 0.1
 Turnovers/game: 2.1
 Assist/turnover ratio: 0.1
 Steals/game: 0.7
 Blocks/game: 1.4

Egbunu Game Highs

Points	
2015-16/UF	19, vs. Purdue (11/22/15)
Career	20, vs. Memphis (12/31/13)
Rebounds	
2015-16/UF	14, vs. Richmond (12/1/15)
Career	14, 2x, last vs. Richmond (12/1/15)
Field Goals	
2015-16/UF	7, 3x, last vs. Richmond (12/1/15)
Career	7, 4x, last vs. Richmond (12/1/15)
Field Goal Attempts	
2015-16/Career	14, 2x, last vs. FGCU (11/27/15)
3-Point Field Goals	
2015-16/Career	---
3-Point FG Attempts	
2015-16/UF	---
Career	1, at Temple (1/9/14)
Free Throws	
2015-16/UF	5, 2x, last vs. Vermont (11/25/15)
Career	7, 2x, vs. Houston (1/4/14)
Free Throw Attempts	
2015-16/UF	6, 2x, last vs. Vermont (11/25/15)
Career	12, vs. Tenn. Tech (11/9/13)
Assists	
2015-16/UF	1, vs. FGCU (11/27/15)
Career	2, vs. Santa Clara (12/23/13)
Steals	
2015-16/UF	2, at Navy (11/13/15)
Career	2, 2x, last at Navy (11/13/15)
Blocked Shots	
2015-16/UF	4, vs. FGCU (11/27/15)
Career	4, 3x, last vs. FGCU (11/27/15)
Minutes Played	
2015-16/UF	29, vs. Purdue (11/22/15)
Career	33, vs. Memphis (12/31/13)

Note: Career highs from 2013-14 took place at USF.

#10 DORIAN FINNEY-SMITH

SENIOR (R) | F | 6-8 | 220 | PORTSMOUTH, VA. | VIRGINIA TECH

Overview

- 2015 coaches second-team All-SEC as Florida's leading scorer and rebounder after earning 2014 SEC Sixth Man of the Year as the top rebounder on UF's 2014 SEC championship & Final Four team.
- Also earned a spot on the 2014 SEC Academic Honor Roll.
- Had a career day as a sophomore with 22 points and 15 rebounds in Florida's 84-82 overtime victory at Arkansas, the only player to post a 20-15 game on the road under Donovan.
- Enrolled at UF in Summer 2012 after one season at Virginia Tech.

2015-16 Highlights

- Dorian Finney-Smith posted at least 20 points, six rebounds and three steals in back-to-back games vs. Vermont and FGCU, something no Gator ever did during the Donovan Era. It is his third such game over his career, matching the number of games by Chandler Parsons, Corey Brewer and Matt Walsh

reaching those benchmarks, all tied for the most by a Gator since the 1996-97 season.

- Finney-Smith is also the first Gator since Joakim Noah (Feb. 22, 2006, vs. Tennessee) to record 20 points, eight rebounds, three steals and two blocks, doing so vs. FGCU. Noah and David Lee were the only other Gators to do so since 1996-97.
- Recorded back-to-back 20-point games for the first time in his career against Vermont and Florida Gulf Coast.
- Scored seven of his 13 points vs. Saint Joseph's in the final 2:30, including a dagger 3-pointer to put the Gators ahead by eight with just over a minute to play.
- Grabbed double-figure rebounds in each of the first two games and recorded his sixth career double-double in the win vs. North Carolina A&T with 14 points and 10 rebounds.



Season	gp-gs		Total		3-Point		F-Throws		Rebounds				Scoring										
	gp	gs	fg-fga	pct	fg-fga	pct	ft-fa	pct	off	def	tot	avg	pf	fo	ast	to	blk	stl	pts	avg			
2011-12*	33	30	69	208	.332	26	71	.366	45	77	.584	91	141	232	7.0	89	2	62	57	23	24	209	6.3
2013-14	37	2	105	284	.370	39	133	.293	74	115	.643	94	153	247	6.7	80	2	76	61	16	16	323	8.7
2014-15	28	24	137	290	.472	49	115	.426	44	75	.587	73	101	174	6.2	74	4	44	54	24	32	367	13.1
2015-16	7	7	32	78	.410	15	42	.357	21	30	.700	22	41	63	9.0	13	0	24	15	6	8	100	14.3
TOTAL	72	33	274	652	.420	103	290	.355	139	220	.632	189	295	484	6.7	167	6	144	130	46	56	790	11.0
All*	105	63	343	860	.399	129	361	.357	184	297	.620	280	436	716	6.8	256	8	206	187	69	80	999	9.5

* Statistics from prior team/school

Opponent	Date	qs	min	Total		3-Pointers		Free throws		Rebounds				pf	a	t/o	blk	stl	pts	avg	
				fg-fga	pct	3fg-fga	pct	ft-fa	pct	off	def	tot	avg								
at Navy	11/13/15	*	21	1-6	.167	0-3	.000	2-4	.500	2	10	12	12.0	2	1	5	0	0	4	4.0	
NORTH CAROLINA A&T	11/16/15	*	26	4-10	.400	3-6	.500	3-5	.600	5	5	10	11.0	1	3	0	1	1	14	9.0	
vs Saint Joseph's	11/21/15	*	26	4-10	.400	3-8	.375	2-2	1.000	3	3	6	9.3	3	1	5	0	0	13	10.3	
vs Purdue	11/22/15	*	36	7-12	.583	2-4	.500	1-2	.500	2	6	8	9.0	2	4	2	0	1	17	12.0	
VERMONT	11/25/15	*	29	6-15	.400	3-8	.375	5-5	1.000	2	4	6	8.4	1	6	1	0	3	20	13.6	
FLORIDA GULF COAST	11/27/15	*	34	7-13	.538	3-7	.429	6-8	.750	6	2	8	8.3	2	2	1	2	3	23	15.2	
RICHMOND	12/1/15	*	29	3-12	.250	1-6	.167	2-4	.500	2	11	13	9.0	2	7	1	3	0	9	14.3	
Totals			7	201	32-78	.410	15-42	.357	21-30	.700	22	41	63	9.0	13	24	15	6	8	100	14.3

Games played: 7
 Minutes/game: 28.7
 Points/game: 14.3
 FG Pct: 41.0
 3FG Pct: 35.7

Rebounds/game: 9.0
 Assists/game: 3.4
 Turnovers/game: 2.1
 Assist/turnover ratio: 1.6
 Steals/game: 1.1

Finney-Smith Game Highs

Points	
2015-16	23, vs. FGCU (11/27/15)
UF/Career	25, vs. Jacksonville (12/14/14)
Rebounds	
2015-16	13, vs. Richmond (12/1/15)
UF	15, at Arkansas (1/11/14)
Career	16, vs. E. Tenn. St. (11/12/11)
Field Goals	
2015-16	7, 2x, last vs. FGCU (11/27/15)
UF/Career	10, vs. Jacksonville (12/14/14)
Field Goal Attempts	
2015-16	15, vs. Vermont (11/25/15)
UF/Career	15, vs. Vermont (11/25/15)
3-Point Field Goals	
2015-16	3, 4x, last vs. FGCU (11/27/15)
UF/Career	5, vs. Jacksonville, (12/14/14)
3-Point Attempts	
2015-16	8, 2x, last vs. Vermont (11/25/15)
UF/Career	9, vs. Alabama (3/12/15)
Free Throws	
2015-16	6, vs. FGCU (11/27/15)
UF	6, 2x, last vs. FGCU (11/27/15)
Career	6, 4x, last vs. FGCU (11/27/15)
Free Throw Attempts	
2015-16	8, vs. FGCU (11/27/15)
UF	8, 4x, last vs. FGCU (11/27/15)
Career	8, 7x, vs. FGCU (11/27/15)
Assists	
2015-16/Career	7, vs. Richmond (12/1/15)
Steals	
2015-16	3, 2x, vs. FGCU (11/27/15)
UF/Career	4, vs. Wake Forest (12/20/14)
Blocked Shots	
2015-16	3, vs. Richmond (12/1/15)
UF	3, 2x, last vs. Richmond (12/1/15)
Career	4, vs. E. Tenn. St. (11/12/11)
Minutes Played	
2015-16	36, vs. Purdue (11/22/15)
UF/Career	42, at Arkansas (1/11/14)

Note: Career highs from 2011-12 took place at Va. Tech.

#2 BRANDONE FRANCIS-RAMIREZ

FRESHMAN (R) | G | 6-5 | 205 | LA ROMANA, D.R. | ARLINGTON COUNTRY DAY



Overview

- Strong guard who provides great size on the perimeter, able to post up or drive and create.
- A vocal player who is one of the team's best communicators on the floor.

2015-16 Highlights

- Earned his first double-figure scoring performance in the home opener vs. North Carolina A&T.
- Made his Gator debut at Navy, scoring five points off the bench.
- Won the 3-point contest at the Gators Madness tip-off event, defeating Gator great Lee Humphrey in the final round.

Season	gp-gs	min/avg	Total		3-Point		F-Throws		Rebounds				pf	fo	ast	to	blk	stl	Scoring	
			fg-fga	pct	fg-fga	pct	ft-fa	pct	off	def	tot	avg							pts	avg
2015-16	7-0	124/17.7	8-35	.229	4-21	.190	2-5	.400	0	10	10	1.4	11	0	7	4	0	6	22	3.1
TOTAL	7-0	124/17.7	8-35	.229	4-21	.190	2-5	.400	0	10	10	1.4	11	0	7	4	0	6	22	3.1

Opponent	Date	gs	min	Total		3-Pointers		Free throws		Rebounds				pf	a	t/o	blk	stl	pts	avg
				fg-fga	pct	3fg-fga	pct	ft-fa	pct	off	def	tot	avg							
at Navy	11/13/15	23	2-6	.333	1-4	.250	0-0	.000	0	3	3	3.0	3	1	2	0	1	5	5.0	
NORTH CAROLINA A&T	11/16/15	18	4-9	.444	2-4	.500	0-1	.000	0	0	0	1.5	3	0	0	0	1	10	7.5	
vs Saint Joseph's	11/21/15	17	0-7	.000	0-5	.000	0-2	.000	0	2	2	1.7	3	1	0	0	0	0	5.0	
vs Purdue	11/22/15	22	0-3	.000	0-2	.000	2-2	1.000	0	2	2	1.8	1	0	0	0	2	2	4.3	
VERMONT	11/25/15	20	1-2	.500	1-2	.500	0-0	.000	0	1	1	1.6	1	2	0	0	2	3	4.0	
FLORIDA GULF COAST	11/27/15	6	0-1	.000	0-1	.000	0-0	.000	0	1	1	1.5	0	1	1	0	0	0	3.3	
RICHMOND	12/1/15	18	1-7	.143	0-3	.000	0-0	.000	0	1	1	1.4	0	2	1	0	0	2	3.1	
Totals		0	124	8-35	.229	4-21	.190	2-5	.400	0	10	10	1.4	11	7	4	0	6	22	3.1

Games played: 7
 Minutes/game: 17.7
 Points/game: 3.1
 FG Pct: 22.9
 3FG Pct: 19.0
 FT Pct: 40.0

Rebounds/game: 1.4
 Assists/game: 1.0
 Turnovers/game: 0.6
 Assist/turnover ratio: 1.8
 Steals/game: 0.9

Francis-Ramirez Game Highs

Points
 2015-16/Career 10, vs. N. Carolina A&T (11/16/15)

Rebounds
 2015-16/Career 3, at Navy (11/13/15)

Field Goals
 2015-16/Career 4, vs. N. Carolina A&T (11/16/15)

Field Goal Attempts
 2015-16/Career 9, vs. N. Carolina A&T (11/16/15)

3-Point Field Goals
 2015-16/Career 2, vs. N. Carolina A&T (11/16/15)

3-Point F Attempts
 2015-16/Career 5, vs. St. Joseph's (11/21/15)

Free Throws
 2015-16/Career 2, vs. Purdue (11/22/15)

Free Throw Attempts
 2015-16/Career 2, 2x, last vs. Purdue (11/22/15)

Assists
 2015-16/Career 2, 2x, last vs. Richmond (12/1/15)

Steals
 2015-16/Career 2, 2x, last vs. Vermont (11/25/15)

Blocked Shots
 2015-16/Career ---

Minutes Played
 2015-16/Career 23, at Navy (11/13/15)

#13 KEVARRIUS HAYES

FRESHMAN | F | 6-9 | 210 | LIVE OAK, FLA. | SUWANEE



Overview

- Long and athletic shot-blocker and rebounder, who has a great motor and is an outstanding mover.
- Helped Suwanee to 19 wins during his senior season, averaging nearly 20 points and more than 10 rebounds per game.
- ESPN.com bottom line: "Hayes is a power forward that has tremendous upside. He is a smart player that will be an excellent college forward and become more of a factor as his offense catches up with his rebounding and defense."

2015-16 Highlights

- Has earned praise from head coach Mike White for his consistency and effort, which has shown up particularly on the offensive glass.
- Made his collegiate debut as the first player off the bench in the Gators' season-opening win at Navy.
- Stuck with his commitment and NLI to the Gators despite the coaching change and has been lauded by head coach Mike White for his motor and his ability as a "mover" for a player his size.
- Won the slam dunk contest at the Gators Madness tipoff event.

Season	gp-gs	min/avg	Total		3-Point		F-Throws		Rebounds				Scoring							
			fg-fga	pct	fg-fga	pct	ft-fa	pct	off	def	tot	avg	pf	fo	ast	to	blk	stl	pts	avg
2015-16	7-0	75/10.7	7-9	.778	0-0	.000	5-10	.500	12	6	18	2.6	11	0	1	3	4	6	19	2.7
TOTAL	7-0	75/10.7	7-9	.778	0-0	.000	5-10	.500	12	6	18	2.6	11	0	1	3	4	6	19	2.7

Opponent	Date	gs	min	Total		3-Pointers		Free throws		Rebounds				pf	a	t/o	blk	stl	pts	avg
				fg-fga	pct	3fg-fga	pct	ft-fa	pct	off	def	tot	avg							
at Navy	11/13/15	6		0-0	.000	0-0	.000	0-0	.000	0	0	0	0.0	2	0	0	1	0	0	0.0
NORTH CAROLINA A&T	11/16/15	7		0-0	.000	0-0	.000	1-2	.500	1	1	2	1.0	3	0	1	0	0	1	0.5
vs Saint Joseph's	11/21/15	15		2-2	1.000	0-0	.000	0-1	.000	4	0	4	2.0	1	1	1	0	2	4	1.7
vs Purdue	11/22/15	7		0-0	.000	0-0	.000	0-0	.000	1	0	1	1.8	0	0	0	0	0	1.3	
VERMONT	11/25/15	13		1-3	.333	0-0	.000	2-3	.667	2	1	3	2.0	2	0	1	2	1	4	1.8
FLORIDA GULF COAST	11/27/15	13		3-3	1.000	0-0	.000	0-0	.000	2	2	4	2.3	0	0	0	0	1	6	2.5
RICHMOND	12/1/15	14		1-1	1.000	0-0	.000	2-4	.500	2	2	4	2.6	3	0	0	1	2	4	2.7
Totals		0	75	7-9	.778	0-0	.000	5-10	.500	12	6	18	2.6	11	1	3	4	6	19	2.7

Games played: 7
 Minutes/game: 10.7
 Points/game: 2.7
 FG Pct: 77.8
 FT Pct: 50.0

Rebounds/game: 2.6
 Assists/game: 0.1
 Turnovers/game: 0.4
 Assist/turnover ratio: 0.3
 Steals/game: 0.9
 Blocks/game: 0.6

Hayes Game Highs

Points

2015-16/Career 6, vs. FGCU (11/27/15)

Rebounds

2015-16/Career 4, 3x, last vs. Richmond (12/1/15)

Field Goals

2015-16/Career 3, vs. FGCU (11/27/15)

Field Goal Attempts

2015-16/Career 3, 2x, last vs. FGCU (11/27/15)

3-Point Field Goals

2015-16/Career ---

3-Point F Attempts

2015-16/Career ---

Free Throws

2015-16/Career 2, 2x, last vs. Richmond (12/1/15)

Free Throw Attempts

2015-16/Career 4, vs. Richmond (12/1/15)

Assists

2015-16/Career 1, vs. St. Joseph's (11/21/15)

Steals

2015-16/Career 2, 2x, last vs. Richmond (12/1/15)

Blocked Shots

2015-16/Career 2, vs. Vermont (11/25/15)

Minutes Played

2015-16/Career 15, vs. St. Joseph's (11/21/15)

#0 KASEY HILL

JUNIOR | G | 6-1 | 180 | UMATILLA, FLA. | MONTVERDE ACADEMY

Overview

- Has three career 10-assist games and a career assist-to-turnover ratio of 2.04.
- His 32 starts were the most on the team in 2014-15, and he was one of four players to appear in all 33 games.
- Especially dangerous in transition and open-floor situations, Hill is an outstanding athlete with the ability to play above the rim.
- 2013 McDonald's All-American.

2015-16 Highlights

- Co-led the Gators with 13 points in the win vs. Saint Joseph's.
- Spent extra time in the gym over the summer working on his jump shot.
- One of three contributors remaining, along with Dorian Finney-Smith and DeVon Walker, from Florida's 2014 Final Four team.



Season	gp-gs	min/avg	Total		3-Point		F-Throws		Rebounds				Scoring							
			fg-fga	pct	fg-fga	pct	ft-fga	pct	off	def	tot	avg	pf	fo	ast	to	blk	stl	pts	avg
2013-14	32-8	703/22.0	57-140	.407	5-35	.143	57-86	.663	9	54	63	2.0	67	2	100	50	5	37	176	5.5
2014-15	33-32	1000/30.3	89-235	.379	8-29	.276	50-95	.526	13	64	77	2.3	66	1	149	72	8	32	236	7.2
2015-16	7-7	157/22.4	22-59	.373	4-7	.571	10-18	.556	3	10	13	1.9	20	1	24	11	1	9	58	8.3
TOTAL	72-47	1860/25.8	168-434	.387	17-71	.239	117-199	.588	25	128	153	2.1	153	4	273	133	14	78	470	6.5

Opponent	Date	gs	min	Total		3-Pointers		Free throws		Rebounds				pf	a	l/o	blk	stl	pts	avg	
				fg-fga	pct	3fg-fga	pct	ft-fga	pct	off	def	tot	avg								
at Navy	11/13/15	*	26	3-7	.429	0-1	.000	2-4	.500	1	3	4	4.0	2	5	3	0	2	8	8.0	
NORTH CAROLINA A&T	11/16/15	*	21	3-7	.429	1-1	1.000	0-1	.000	0	0	0	2.0	3	8	2	0	0	7	7.5	
vs Saint Joseph's	11/21/15	*	20	5-10	.500	1-2	.500	2-2	1.000	1	2	3	2.3	5	1	2	0	2	13	9.3	
vs Purdue	11/22/15	*	22	1-8	.125	0-0	.000	0-2	.000	0	0	0	1.8	2	2	1	0	1	2	7.5	
VERMONT	11/25/15	*	21	6-10	.600	1-1	1.000	1-2	.500	0	2	2	1.8	2	4	0	1	2	14	8.8	
FLORIDA GULF COAST	11/27/15	*	26	2-9	.222	0-0	.000	3-5	.600	0	3	3	2.0	2	2	2	0	1	7	8.5	
RICHMOND	12/1/15	*	21	2-8	.250	1-2	.500	2-2	1.000	1	0	1	1.9	4	2	1	0	1	7	8.3	
Totals			7	157	22-59	.373	4-7	.571	10-18	.556	3	10	13	1.9	20	24	11	1	9	58	8.3

Games played: 7
 Minutes/game: 22.4
 Points/game: 8.3
 FG Pct: 37.3
 3FG Pct: 57.1
 FT Pct: 55.6

Rebounds/game: 1.9
 Assists/game: 3.4
 Turnovers/game: 1.6
 Assist/turnover ratio: 2.2
 Steals/game: 1.3
 Blocks/game: 0.1

Hill vs. Miami

	Date	GS	Min	FG	FGA	Pct	3FG	FGA	Pct	FT	FTA	Pct	Off	Def	Tot	PF	A	TO	Blk	Stl	Pts
MIAMI	11/17/14	*	33	1	9	.111	0	1	.000	0	0	.000	1	1	2	3	8	2	0	1	2

Hill Game Highs

Points	
2015-16	14, vs. Vermont (11/25/15)
Career	20, vs. UNC (11/28/14)
Rebounds	
2015-16	5, at Navy (11/13/15)
Career	8, vs. Arkansas (1/31/15)
Field Goals	
2015-16	6, vs. Vermont (11/25/15)
Career	7, 2x, last at Kentucky (3/7/15)
Field Goal Attempts	
2015-16	10, 2x, last vs. Vermont (11/25/15)
Career	13, at Kentucky (3/7/15)
3-Point Field Goals	
2015-16	1, 4x, last vs. Richmond (12/1/15)
Career	2, vs. Fresno State (12/21/13)
3-Point FG Attempts	
2015-16	2, 2x, last vs. Richmond (12/1/15)
Career	4, at Wisconsin (11/12/13)
Free Throws	
2015-16	3, vs. FGCU (11/27/15)
Career	10, vs. UNC (11/28/14)
Free Throw Attempts	
2015-16	5, vs. FGCU (11/27/15)
Career	12, vs. UNC (11/28/14)
Assists	
2015-16	8, vs. N. Carolina A&T (11/16/15)
Career	10, 3x, last at Texas A&M (2/14/15)
Steals	
2015-16	2, 3x, last vs. Vermont (11/25/15)
Career	5, vs. UALR (11/16/13)
Blocked Shots	
2015-16	1, vs. Vermont (11/25/15)
Career	2, vs. LSU (1/20/15)
Minutes Played	
2015-16	26, 2x, last vs. FGCU (11/27/15)
Career	37, 3x, last at LSU (2/21/15)

#24 JUSTIN LEON

JUNIOR | F | 6-8 | 196 | CONWAY, ARK. | SHAWNEE (ILL.) C.C.



Overview

- A 2015 junior college All-American, averaging 21.5 points and 10.0 rebounds while shooting .504 from the field.
- One of four players in Division I NJCAA to rank in the top 20 in points (16th) and rebounds (20th) last season, Leon recorded 16 double-doubles.
- Scored a season-high 31 points twice, reached 20+ points 20 times and scored double figures in every game, also posting a season best of 19 rebounds.
- High motor and great attitude guy.

2015-16 Highlights

- Suffered a knee injury in the exhibition game and missed the season opener, but made his Florida debut in the second game of the season vs. North Carolina A&T.
- Recruited by head coach Mike White and staff at LA Tech and came to UF after being released from his commitment to the Bulldogs.

Season	gp-gs	min/avg	Total		3-Point		F-Throws		Rebounds				Scoring							
			fg-fga	pct	fg-fga	pct	ft-fta	pct	off	def	tot	avg	pf	fo	ast	to	blk	stl	pts	avg
2015-16	6-0	48/8.0	8-14	.571	2-7	.286	2-3	.667	4	9	13	2.2	6	0	0	0	1	3	20	3.3
TOTAL	6-0	48/8.0	8-14	.571	2-7	.286	2-3	.667	4	9	13	2.2	6	0	0	0	1	3	20	3.3

Opponent	Date	gs	min	Total		3-Pointers		Free throws		Rebounds				pf	a	t/o	blk	stl	pts	avg	
				fg-fga	pct	3fg-fga	pct	ft-fta	pct	off	def	tot	avg								
NORTH CAROLINA A&T	11/16/15		14	1-2	.500	0-1	.000	2-2	1.000	0	5	5	5.0	0	0	0	0	1	4	4.0	
vs Saint Joseph's	11/21/15		10	2-3	.667	1-2	.500	0-0	.000	1	1	2	3.5	1	0	0	0	5	4.5		
vs Purdue	11/22/15		3	0-2	.000	0-2	.000	0-0	.000	0	0	0	2.3	2	0	0	0	0	3.0		
VERMONT	11/25/15		8	3-4	.750	1-2	.500	0-0	.000	2	1	3	2.5	2	0	0	0	1	7	4.0	
FLORIDA GULF COAST	11/27/15		6	1-1	1.000	0-0	.000	0-0	.000	1	1	2	2.4	0	0	0	1	0	2	3.6	
RICHMOND	12/1/15		7	1-2	.500	0-0	.000	0-1	.000	0	1	1	2.2	1	0	0	0	2	3.3		
Totals			0	48	8-14	.571	2-7	.286	2-3	.667	4	9	13	2.2	6	0	0	1	3	20	3.3

Games played: 6
 Minutes/game: 8.0
 Points/game: 3.3
 FG Pct: 57.1
 3FG Pct: 28.6
 FT Pct: 66.7

Rebounds/game: 2.2
 Steals/game: 0.5
 Blocks/game: 0.2

Leon Game Highs

Points

2015-16/Career 7, vs. Vermont (11/25/15)

Rebounds

2015-16/Career 5, vs. N. Carolina A&T (11/16/15)

Field Goals

2015-16/Career 3, vs. Vermont (11/25/15)

Field Goal Attempts

2015-16/Career 4, vs. Vermont (11/25/15)

3-Point Field Goals

2015-16/Career 1, 2x, last vs. Vermont (11/25/15)

3-Point F Attempts

2015-16/Career 2, 2x, last vs. Vermont (11/25/15)

Free Throws

2015-16/Career 2, vs. N. Carolina A&T (11/16/15)

Free Throw Attempts

2015-16/Career 2, vs. N. Carolina A&T (11/16/15)

Assists

2015-16/Career ---

Steals

2015-16/Career 1, 2x, last vs. Vermont (11/25/15)

Blocked Shots

2015-16/Career 1, vs. FGCU (11/27/15)

Minutes Played

2015-16/Career 14, vs. N. Carolina A&T (11/16/15)

#5 ALEX MURPHY

SENIOR (R) | F | 6-8 | 225 | WAKEFIELD, R.I. | DUKE



Overview

- Scored 117 points in 23 games (5.1 per game) during his first season eligible to compete for Florida.
- An outstanding wing athlete who can put the ball on the floor and drive, fill the lane on the break or attack the offensive glass.
- Younger brother of Erik Murphy.

2015-16 Highlights

- Suffered a right foot injury in the exhibition game, expected to sideline him 4-6 weeks.
- Should be a great fit for head coach Mike White's offense as a solid driver with the athleticism to finish strong at the rim.

Season	gp-gs		Total		3-Point		F-Throws		Rebounds				Scoring												
	gp	gs	fg-fga	pct	fg-fga	pct	ft-fta	pct	off	def	tot	avg	pts	fo	ast	to	blk	stl	pts	avg					
2012-13*	31	0	194	6.3	27	55	.491	5	24	.208	5	12	417	9	21	30	1.0	18	0	0	11	3	5	64	2.1
2013-14*	5	0	33	6.6	1	6	.167	1	5	.200	2	4	500	2	3	5	1.0	3	0	2	1	0	0	5	1.0
2014-15	23	4	327	14.2	42	92	.457	6	33	.182	27	44	.614	11	35	46	2.0	34	1	6	21	6	9	117	5.1
TOTAL	23	4	327	14.2	42	92	.457	6	33	.182	27	44	.614	11	35	46	2.0	34	1	6	21	6	9	117	5.1
All*	59	4	554	9.4	70	153	.458	12	62	.194	34	60	.567	22	59	81	1.4	55	1	8	33	9	14	186	3.2

* Statistics from prior team/school


Murphy Game Highs

Points	---
2015-16	---
UF	11, vs. Vanderbilt (2/18/15)
Career	11, 2x, last vs. Vandy (2/18/15)
Rebounds	---
2015-16	---
UF	4, 3x, last vs. Kentucky (3/13/15)
Career	7, vs. Delaware (12/1/12)
Field Goals	---
2015-16	---
UF	3, 6x, last vs. Texas A&M (3/3/15)
Career	5, at Miami (1/23/13)
Field Goal Attempts	---
2015-16	---
UF/Career	10, at LSU (2/21/15)
3-Point Field Goals	---
2015-16	---
UF/Career	2, vs. Vanderbilt (2/18/15)
3-Point FG Attempts	---
2015-16	---
UF/Career	5, at LSU (2/21/15)
Free Throws	---
2015-16	---
UF/Career	5, vs. Wake Forest (12/20/14)
Free Throw Attempts	---
2015-16	---
UF/Career	6, vs. Wake Forest (12/20/14)
Assists	---
2015-16	---
UF	1, 6x, last at Kentucky (3/7/15)
Career	1, 7x, last at Kentucky (3/7/15)
Steals	---
2015-16	---
UF/Career	2, 2x, last at Alabama (1/27/15)
Blocked Shots	---
2015-16	---
UF/Career	2, vs. Wake Forest (12/20/14)
Minutes Played	---
2015-16	---
UF/Career	27, vs. Wake Forest (12/20/14)

Note: Career highs from 2012-13 took place at Duke.

#32 SCHUYLER RIMMER

JUNIOR | F/C | 6-10 | 245 | ORLANDO, FLA. | STANFORD



Overview

- Mid-year transfer from Stanford, where he was a scholarship player, in 2014-15 who will walk on and received a waiver to compete starting in the Fall semester of 2015.
- Appeared in 16 games and scored eight points for the Cardinal.
- A big body down low who can score off a jump shot or cleaning up the glass.
- Rated a three-star prospect out of high school by ESPN.com and Rivals.

2015-16 Highlights

- Scored 9 points in the win vs. North Carolina A&T, more than he scored his entire time at Stanford.
- Likely to be one of UF's primary rotation post players behind John Egbunu.

Season	gp-gs	min/avg	Total		3-Point		F-Throws		Rebounds				Scoring							
			fg-fga	pct	fg-fga	pct	ft-fa	pct	off	def	tot	avg	pf	fo	ast	to	blk	stl	pts	avg
2013-14*	14-0	69/4.9	3-9	.333	0-0	.000	1-7	.143	1	8	9	0.6	11	0	0	5	1	0	7	0.5
2014-15*	2-0	6/3.0	0-0	.000	0-0	.000	1-2	.500	1	1	2	1.0	0	0	0	0	0	1	0.5	
2015-16	7-0	52/7.4	9-14	.643	1-1	1.000	2-2	1.000	6	8	14	2.0	7	0	1	3	1	0	21	3.0
TOTAL	7-0	52/7.4	9-14	.643	1-1	1.000	2-2	1.000	6	8	14	2.0	7	0	1	3	1	0	21	3.0
All*	23-0	127/5.5	12-23	.522	1-1	1.000	4-11	.364	8	17	25	1.1	18	0	1	8	2	0	29	1.3

Opponent	Date	gs	min	Total		3-Pointers		Free throws		Rebounds				pf	a	t/o	blk	stl	pts	avg
				fg-fga	pct	3fg-fga	pct	ft-fa	pct	off	def	tot	avg							
at Navy	11/13/15	14	3-3	1.000	0-0	.000	0-0	.000	2	2	4	4.0	2	0	1	0	0	6	6.0	
NORTH CAROLINA A&T	11/16/15	10	4-6	.667	1-1	1.000	0-0	.000	2	2	4	4.0	1	0	1	1	0	9	7.5	
vs Saint Joseph's	11/21/15	9	0-1	.000	0-0	.000	0-0	.000	0	1	1	3.0	3	1	0	0	0	0	5.0	
vs Purdue	11/22/15	4	0-0	.000	0-0	.000	0-0	.000	0	0	0	2.3	1	0	0	0	0	0	3.8	
VERMONT	11/25/15	7	1-2	.500	0-0	.000	2-2	1.000	1	1	2	2.2	0	0	1	0	0	4	3.8	
FLORIDA GULF COAST	11/27/15	3	0-1	.000	0-0	.000	0-0	.000	1	0	1	2.0	0	0	0	0	0	0	3.2	
RICHMOND	12/1/15	5	1-1	1.000	0-0	.000	0-0	.000	0	2	2	2.0	0	0	0	0	0	2	3.0	
Totals		0	52	9-14	.643	1-1	1.000	2-2	1.000	6	8	14	2.0	7	1	3	1	0	21	3.0

Games played: 7
 Minutes/game: 7.4
 Points/game: 3.0
 FG Pct: 64.3
 3FG Pct: 100.0
 FT Pct: 100.0

Rebounds/game: 2.0
 Assists/game: 0.1
 Turnovers/game: 0.4
 Assist/turnover ratio: 0.3
 Blocks/game: 0.1

Rimmer Game Highs

Points

2015-16/Career 9, vs. N. Carolina A&T (11/16/15)

Rebounds

2015-16/Career 4, 2x, last vs. N.C. A&T (11/16/15)

Field Goals

2015-16/Career 4, vs. N. Carolina A&T (11/16/15)

Field Goal Attempts

2015-16/Career 6, vs. N. Carolina A&T (11/16/15)

3-Point Field Goals

2015-16/Career 1, vs. N. Carolina A&T (11/16/15)

3-Point FG Attempts

2015-16/Career 1, vs. N. Carolina A&T (11/16/15)

Free Throws

2015-16/Career 2, vs. Vermont (11/25/15)

Free Throw Attempts

2015-16/UF 2, vs. Vermont (11/25/15)
 Career 2, 5x, last vs. Vermont (11/25/15)

Assists

2015-16/Career 1, vs. St. Joseph's (11/21/15)

Steals

2015-16/Career ---

Blocked Shots

2015-16/UF 1, vs. N. Carolina A&T (11/16/15)
 Career 1, 2x, last vs. N.C. A&T (11/16/15)

Minutes Played

2015-16/UF 14, at Navy (11/13/15)
 Career 16, vs. S. Dakota St. (12/1/13)

Note: Career highs from before this season took place at Stanford.

#3 DEVIN ROBINSON

SOPHOMORE | F | 6-8 | 195 | CHESTERFIELD, VA. | CHRISTCHURCH SCHOOL



Overview

- Named to the 2015 SEC All-Freshman team, starting 17 games and appearing in every contest.
- Robinson brings length to the wing, with the ability to put the ball on the floor or pull up for a 3-pointer.
- Playmaker whose size should cause matchup problems at the three position.

2015-16 Highlights

- Against Richmond, Robinson (12 points, 13 rebounds) and John Egubunu (17 points, 14 rebounds) were the first Gator teammates to put up double-doubles in the same game since Vernon Macklin and Alex Tyus did so vs. Jacksonville in 2010. Notched two double-doubles in the first three games of the season, both coming off the bench. Robinson is the first Gator since Marreese Speights in 2006-07 to record multiple double-doubles off the bench in a season. Speights, Matt Bonner (2000-01) and Donnell Harvey (1999-2000) were the only Gators to do so under Billy Donovan.
- Posted his first career double-double at Navy, coming off the bench for 13 points and 10 rebounds. The rebounding total marked a new career high.
- Regularly noted as a potential first-rounder in NBA mock drafts, Robinson has a chance to establish himself as a regular starter if he can perform with more consistency and toughness.

Season	gp-gs	min/avg	Total		3-Point		F-Throws		Rebounds				Scoring							
			fg-fga	pct	fg-fga	pct	ft-fa	pct	off	def	tot	avg	pf	fo	ast	to	blk	stl	pts	avg
2014-15	33-17	628/19.0	78-194	.402	21-82	.256	35-55	.636	27	65	92	2.8	57	2	23	31	13	17	212	6.4
2015-16	7-3	171/24.4	28-63	.444	8-30	.267	14-19	.737	17	39	56	8.0	13	0	1	6	5	3	78	11.1
TOTAL	40-20	799/20.0	106-257	.412	29-112	.259	49-74	.662	44	104	148	3.7	70	2	24	37	18	20	290	7.3

Opponent	Date	gs	min	Total		3-Pointers		Free throws		Rebounds				pf	a	t/o	blk	stl	pts	avg	
				fg-fga	pct	3fg-fga	pct	ft-fa	pct	off	def	tot	avg								
at Navy	11/13/15		28	5-10	.500	1-5	.200	2-3	.667	3	7	10	10.0	2	0	2	2	0	13	13.0	
NORTH CAROLINA A&T	11/16/15		22	5-9	.556	2-5	.400	3-3	1.000	2	5	7	8.5	0	0	1	1	1	15	14.0	
vs Saint Joseph's	11/21/15		26	5-10	.500	1-4	.250	1-2	.500	5	5	10	9.0	2	1	0	0	0	12	13.3	
vs Purdue	11/22/15		23	2-7	.286	1-3	.333	0-0	.000	1	3	4	7.8	2	0	1	0	0	5	11.3	
VERMONT	11/25/15	*	24	5-9	.556	2-5	.400	3-4	.750	2	6	8	7.8	2	0	0	0	0	15	12.0	
FLORIDA GULF COAST	11/27/15	*	24	2-8	.250	1-6	.167	1-2	.500	0	4	4	7.2	4	0	0	1	2	6	11.0	
RICHMOND	12/1/15	*	24	4-10	.400	0-2	.000	4-5	.800	4	9	13	8.0	1	0	2	1	0	12	11.1	
Totals			3	171	28-63	.444	8-30	.267	14-19	.737	17	39	56	8.0	13	1	6	5	3	78	11.1

Games played: 7
 Minutes/game: 24.4
 Points/game: 11.1
 FG Pct: 44.4
 3FG Pct: 26.7
 FT Pct: 73.7

Rebounds/game: 8.0
 Assists/game: 0.1
 Turnovers/game: 0.9
 Assist/turnover ratio: 0.2
 Steals/game: 0.4
 Blocks/game: 0.7

Robinson vs. Miami

	Date	GS	Min	FG	FGA	Pct	3FG	FGA	Pct	FT	FTA	Pct	Off	Def	Tot	PF	A	TO	Blk	Stl	Pts
MIAMI	11/17/14		16	1	3	.333	1	3	.333	1	2	.500	0	1	1	2	1	2	1	2	4

Robinson Game Highs

Points
 2015-16 15, 2x, last vs. Vermont (11/25/15)
 Career 15, 3x, last vs. Vermont (11/25/15)

Rebounds
 2015-16/Career 13, vs. Richmond (12/1/15)

Field Goals
 2015-16 5, 3x, last vs. St. Joseph's (11/21/15)
 Career 6, vs. Ole Miss (2/12/15)

Field Goal Attempts
 2015-16 10, 3x, last vs. Richmond (12/1/15)
 Career 13, at LSU (2/21/15)

3-Point Field Goals
 2015-16 2, 2x, last vs. Vermont (11/25/15)
 Career 2, 6x, last vs. Vermont (11/25/15)

3-Point Attempts
 2015-16 6, vs. FGCU (11/27/15)
 Career 6, 2x, last vs. FGCU (11/27/15)

Free Throws
 2015-16 4, vs. Richmond (12/1/15)
 Career 5, vs. Alabama (3/12/15)

Free Throw Attempts
 2015-16 5, vs. Richmond (12/1/15)
 Career 6, vs. Alabama (3/12/15)

Assists
 2015-16 1, vs. St. Joseph's (11/21/15)
 Career 3, 3x, last vs. Ole Miss (2/12/15)

Steals
 2015-16 2, vs. FGCU (11/27/15)
 Career 2, 5x, last vs. FGCU (11/27/15)

Blocked Shots
 2015-16 2, at Navy (11/13/15)
 Career 2, 3x, last at Navy (11/13/15)

Minutes Played
 2015-16 28, at Navy (11/13/15)
 Career 33, 2x, last at Missouri (2/24/15)

#1 DEVON WALKER

JUNIOR (R) | G/F | 6-6 | 203 | WINTER HAVEN, FLA. | WINTER HAVEN



Overview

- Has played in 60 career games with seven starts, averaging 1.8 points and 1.0 rebounds.
- Athletic and versatile wing player with the ability to contribute at three positions.
- Lengthy, intelligent and hard-working player, making him an asset on the defensive end of the floor.
- Missed the 2014-15 season after suffering a torn ACL during offseason work in July 2014.

2015-16 Highlights

- Scored a career-high 15 points in the win vs. North Carolina A&T.
- Comes back from his injury with improved strength and quickness and a chance to return to a regular place in the rotation and possibly the starting lineup.

Season	gp-gs	min/avg	Total		3-Point		F-Throws		Rebounds				Scoring							
			fg-fga	pct	fg-fga	pct	ft-fga	pct	off	def	tot	avg	pf	fo	ast	to	blk	stl	pts	avg
2012-13	25-0	99/4.0	4-22	.182	1-7	.143	11-14	.786	6	11	17	0.7	10	0	2	3	4	2	20	0.8
2013-14	35-7	423/12.1	25-81	.309	19-63	.302	16-24	.667	11	32	43	1.2	30	0	19	20	13	13	85	2.4
2015-16	7-4	118/16.9	13-36	.361	2-12	.167	10-18	.556	9	5	14	2.0	9	0	3	4	4	2	38	5.4
TOTAL	67-11	640/9.6	42-139	.302	22-82	.268	37-56	.661	26	48	74	1.1	49	0	24	27	21	17	143	2.1

Opponent	Date	gs	min	Total		3-Pointers		Free throws		Rebounds				pf	a	t/o	blk	stl	pts	avg	
				fg-fga	pct	3fg-fga	pct	ft-fga	pct	off	def	tot	avg								
at Navy	11/13/15	*	24	1-4	.250	0-1	.000	0-0	.000	0	1	1	1.0	1	0	0	1	0	2	2.0	
NORTH CAROLINA A&T	11/16/15	*	19	6-8	.750	2-3	.667	1-2	.500	2	2	4	2.5	1	1	1	1	15	8.5		
vs Saint Joseph's	11/21/15	*	16	1-5	.200	0-3	.000	3-4	.750	0	1	1	2.0	3	0	1	0	5	7.3		
vs Purdue	11/22/15	*	17	1-5	.200	0-2	.000	3-4	.750	1	0	1	1.8	2	1	0	0	1	5	6.8	
VERMONT	11/25/15		17	1-5	.200	0-1	.000	2-6	.333	4	1	5	2.4	1	0	1	0	0	4	6.2	
FLORIDA GULF COAST	11/27/15		12	1-4	.250	0-1	.000	0-0	.000	0	0	0	2.0	0	0	1	2	0	2	5.5	
RICHMOND	12/1/15		13	2-5	.400	0-1	.000	1-2	.500	2	0	2	2.0	1	1	0	0	5	5.4		
Totals			4	118	13-36	.361	2-12	.167	10-18	.556	9	5	14	2.0	9	3	4	4	2	38	5.4

Games played: 7
 Minutes/game: 16.9
 Points/game: 5.4
 FG Pct: 36.1
 3FG Pct: 16.7
 FT Pct: 55.6

Rebounds/game: 2.0
 Assists/game: 0.4
 Turnovers/game: 0.6
 Assist/turnover ratio: 0.8
 Steals/game: 0.3
 Blocks/game: 0.6

Walker Game Highs

Points	2015-16/Career	15, vs. N. Carolina A&T (11/16/15)
Rebounds	2015-16	5, vs. Vermont (11/25/15)
	Career	7, vs. Savannah State (12/29/13)
Field Goals	2015-16/Career	6, vs. N. Carolina A&T (11/16/15)
Field Goal Attempts	2015-16	8, vs. N. Carolina A&T (11/16/15)
	Career	9, vs. Southern (11/18/13)
3-Point Field Goals	2015-16	2, vs. N. Carolina A&T (11/16/15)
	Career	2, 7x, last vs. N.C. A&T (11/16/15)
3-Point Attempts	2015-16	3, 2x, last vs. St. Joseph's (11/21/15)
	Career	6, at Ole Miss (2/22/14)
Free Throws	2015-16	3, 2x, last vs. Purdue (11/22/15)
	Career	4, vs. MTSU (11/21/13)
Free Throw Attempts	2015-16/Career	6, vs. Vermont (11/25/15)
Assists	2015-16	1, 3x, last vs. Richmond (12/1/15)
	Career	2, 4x, last vs. Auburn (2/19/14)
Steals	2015-16	1, 2x, last vs. Purdue (11/22/15)
	Career	2, 4x, last at Ole Miss (2/22/14)
Blocked Shots	2015-16	2, vs. FGCU (11/27/15)
	Career	2, 3x, last vs. FGCU (11/27/15)
Minutes Played	2015-16	24, at Navy (11/13/15)
	Career	32, vs. MTSU (11/21/13)

REDSHIRTING

#23 KEITH STONE

FRESHMAN | F | 6-8 | 233 | DEERFIELD BEACH, FLA. | ZION LUTHERAN



Overview

- Solid driver with great touch around the rim.
- Helped Zion Lutheran to a 20-8 record and a 2A regional semifinal appearance during his senior year.
- ESPN.com bottom line: "Stone is a combination forward that is a tough cover. He can make plays from almost anywhere inside the arc. Stone is just scratching the surface of how good he can become. When Stone is locked in and competing he has a high major game to go along with his terrific scoring package."

2015-16 Highlights

- Has opted to redshirt this season to continue developing his game.
- Has drawn praise for his performance in workouts and has trimmed down in the weight room since arriving to UF.

WALK-ONS (MINUS RIMMER)

#14 LEXX EDWARDS

SENIOR (R) | GUARD | 6-2 | 220 | ORLANDO, FLA. | JONES



Overview

- Walk-on who enrolled at UF in Summer 2011. Graduated in Spring 2015 and enrolled in grad school for Fall 2015.
- Brother, Lorenzo, played football at UF from 2007-10 and was part of the 2008 national championship team.
- Has always dreamed of attending UF because his grandfather, aunt and brother all attended.

- Awarded academic scholarship and felt attending Florida would challenge him academically.

2015-16 Highlights

- Scored his first career point in the season opener at Navy.
- Expected to contribute on the scout team in practice and see minutes when game situations allow.

Season	gp-gs	min/avg	Total		3-Point		F-Throws		Rebounds				Scoring										
			fg-fga	pct	fg-fga	pct	ft-fga	pct	off	def	tot	avg	pf	fo	ast	to	blk	stl	pts	avg			
2013-14	11-0	15/1.4	0-1	.000	0-0	.000	0-0	.000	0	3	3	0.3	4	0	0	1	0	0	0	0	0	0	0
2014-15	10-0	24/2.4	0-1	.000	0-1	.000	0-0	.000	0	5	5	0.5	5	0	1	0	0	0	0	0	0	0	0
2015-16	5-0	7/1.4	0-2	.000	0-1	.000	1-2	.500	1	2	3	0.6	0	0	0	0	0	0	0	0	0	1	0.2
TOTAL	26-0	46/1.8	0-4	.000	0-2	.000	1-2	.500	1	10	11	0.4	9	0	1	1	0	0	0	0	1	0.0	0.0

Opponent	Date	gs	min	Total		3-Pointers		Free throws		Rebounds				pf	a	t/o	blk	stl	pts	avg
				fg-fga	pct	3fg-fga	pct	ft-fga	pct	off	def	tot	avg							
at Navy	11/13/15	1	0-0	.000	0-0	.000	1-2	.500	1	1	2	2.0	0	0	0	0	0	0	1	1.0
NORTH CAROLINA A&T	11/16/15	2	0-0	.000	0-0	.000	0-0	.000	0	0	0	1.0	0	0	0	0	0	0	0.5	
VERMONT	11/25/15	2	0-2	.000	0-1	.000	0-0	.000	0	0	0	0.7	0	0	0	0	0	0	0.3	
FLORIDA GULF COAST	11/27/15	1	0-0	.000	0-0	.000	0-0	.000	0	0	0	0.5	0	0	0	0	0	0	0.3	
RICHMOND	12/1/15	1	0-0	.000	0-0	.000	0-0	.000	0	1	1	0.6	0	0	0	0	0	0	0.2	
Totals		0	7	0-2	.000	0-1	.000	1-2	.500	1	2	3	0.6	0	0	0	0	0	0.2	

WALK-ONS

#12 ZACH HODSKINS

SOPHOMORE | GUARD | 6-4 | 203 | ALPHARETTA, GA. | MILTON



Overview

- Walk-on who enrolled at UF for the Summer B term of 2014.
- Has a great 3-point stroke.

2015-16 Highlights

- Expected to contribute in practice on the scout team and see minutes when game situations allow.

Season	gp-gs	min/avg	Total		3-Point		F-Throws		Rebounds				Scoring								
			fg-fga	pct	fg-fga	pct	ft-fa	pct	off	def	tot	avg	pf	fo	ast	to	blk	stl	pts	avg	
2014-15	4-0	7/1.8	0-2	.000	0-1	.000	0-0	.000	0	0	0	0.0	1	0	0	1	0	0	0	0	0.0
2015-16	4-0	5/1.3	0-3	.000	0-2	.000	0-0	.000	0	1	1	0.3	2	0	0	0	0	0	0	0	0.0
TOTAL	8-0	12/1.5	0-5	.000	0-3	.000	0-0	.000	0	1	1	0.1	3	0	0	1	0	0	0	0	0.0

Opponent	Date	gs	min	Total		3-Pointers		Free throws		Rebounds				pf	a	t/o	blk	stl	pts	avg
				fg-fga	pct	3fg-fga	pct	ft-fa	pct	off	def	tot	avg							
NORTH CAROLINA A&T	11/16/15	2		0-2	.000	0-1	.000	0-0	.000	0	1	1	1.0	1	0	0	0	0	0	0.0
VERMONT	11/25/15	1		0-0	.000	0-0	.000	0-0	.000	0	0	0	0.5	0	0	0	0	0	0.0	
FLORIDA GULF COAST	11/27/15	1		0-0	.000	0-0	.000	0-0	.000	0	0	0	0.3	0	0	0	0	0	0.0	
RICHMOND	12/1/15	1		0-1	.000	0-1	.000	0-0	.000	0	0	0	0.3	1	0	0	0	0	0.0	
Totals		0	5	0-3	.000	0-2	.000	0-0	.000	0	1	1	0.3	2	0	0	0	0	0.0	

#20 JHONNY VICTOR

FRESHMAN (R) | G | 6-4 | 178 | ORLANDO, FLA. | CELEBRATION



Overview

- Joined the men's basketball team as a walk-on in Fall 2015 after competing as a high jumper on UF's track and field team in 2014-15, where he finished 7th at the SEC Outdoor Championships.
- Plans to rejoin the track and field team for the outdoor season following basketball season.
- Currently, Victor is UF's only two-sport athlete.

2015-16 Highlights

- Expected to contribute in practice on the scout team.

Season	gp-gs	min/avg	Total		3-Point		F-Throws		Rebounds				Scoring							
			fg-fga	pct	fg-fga	pct	ft-fa	pct	off	def	tot	avg	pf	fo	ast	to	blk	stl	pts	avg
2015-16	3-0	3/1.0	0-1	.000	0-0	.000	0-0	.000	1	0	1	0.3	0	0	0	1	0	0	0	0.0
TOTAL	3-0	3/1.0	0-1	.000	0-0	.000	0-0	.000	1	0	1	0.3	0	0	0	1	0	0	0	0.0

Opponent	Date	gs	min	Total		3-Pointers		Free throws		Rebounds				pf	a	t/o	blk	stl	pts	avg
				fg-fga	pct	3fg-fga	pct	ft-fa	pct	off	def	tot	avg							
NORTH CAROLINA A&T	11/16/15	1		0-0	.000	0-0	.000	0-0	.000	1	0	1	1.0	0	0	1	0	0	0	0.0
FLORIDA GULF COAST	11/27/15	1		0-1	.000	0-0	.000	0-0	.000	0	0	0	0.5	0	0	0	0	0	0.0	
RICHMOND	12/1/15	1		0-0	.000	0-0	.000	0-0	.000	0	0	0	0.3	0	0	0	0	0	0.0	
Totals		0	3	0-1	.000	0-0	.000	0-0	.000	1	0	1	0.3	0	0	1	0	0	0	0.0

2015-16 BOX SCORES

Official Basketball Box Score -- Game Totals -- Final Statistics Florida vs Navy 11/13/15 9:37 PM at Annapolis, Md. (Alumni Hall)

Florida 59 • 1-0

#	Player	Total			3-Ptr			Rebounds			PF	TP	A	TO	Bk	Stl	Min
		FG	FGA	FT	FTA	FG	FGA	FT	FTA	Off							
01	Walker, DeVon	f	1-4	0-1	0-0	0	1	1	1	2	0	0	1	0	0	24	
10	Finney-Smith, Dorian	f	1-6	0-3	2-4	2	10	12	4	1	5	0	0	0	0	21	
15	Egbunu, John	c	2-2	0-0	1-1	3	5	8	3	4	0	3	2	2	0	20	
00	Hill, Kasey	g	3-7	0-1	2-4	1	3	4	2	8	5	3	0	2	0	26	
04	Allen, KeVaughn	g	3-7	0-3	3-5	0	0	0	1	9	0	3	0	1	0	21	
02	Francis-Ramirez, B.	g	2-6	1-4	0-0	0	3	3	3	5	1	2	0	1	0	23	
03	Robinson, Devin	g	5-10	1-5	2-3	3	7	10	2	13	0	2	2	0	0	28	
11	Chiozza, Chris	g	3-4	1-2	0-0	0	0	0	1	7	1	0	0	2	0	16	
13	Hayes, Kevarrius	g	0-0	0-0	0-0	0	0	0	0	2	0	0	0	1	0	6	
14	Edwards, Lexx	g	0-0	0-0	1-2	1	1	2	0	1	0	0	0	0	0	1	
32	Rimmer, Schuyler	g	3-3	0-0	0-0	2	4	2	6	0	1	0	0	0	0	14	
Team						1	2	3									
Totals			23-49	3-19	10-19	13	34	47	19	59	8	19	6	8	0	200	

FG % 1st Half: 13-24 54.2% 2nd half: 10-25 40.0% Game: 23-49 46.9%
3FG % 1st Half: 1-7 14.3% 2nd half: 2-12 16.7% Game: 3-19 15.8%
FT % 1st Half: 2-3 66.7% 2nd half: 8-16 50.0% Game: 10-19 52.6%

Deadball
Rebounds
3

Navy 41 • 0-1

#	Player	Total			3-Ptr			Rebounds			PF	TP	A	TO	Bk	Stl	Min
		FG	FGA	FT	FTA	FG	FGA	FT	FTA	Off							
44	Hogan, Jace	f	4-7	0-0	0-2	2	1	3	3	8	1	1	1	1	1	29	
00	Kelly, Will	c	1-4	0-0	0-3	0	1	1	4	2	0	0	0	0	0	23	
03	Knorr, Kendall	g	0-4	0-2	0-0	0	3	3	1	0	0	0	0	0	0	13	
10	Dunbar, Tilman	g	2-11	0-3	1-1	1	2	3	1	5	2	1	1	1	1	28	
20	Anderson, Shawn	g	2-7	2-3	1-2	1	1	2	7	3	3	1	1	1	1	23	
02	Abdullah, Hasan	g	2-4	0-2	0-0	0	0	0	1	4	1	2	0	0	0	13	
05	Pearson, Ryan	g	0-2	0-2	0-0	0	1	1	0	0	0	0	0	0	0	7	
12	Fong, Zach	g	2-8	1-4	0-0	0	2	2	5	0	1	0	1	0	1	16	
14	Dulin, Bryce	g	1-5	1-3	1-2	1	1	2	0	4	1	2	0	1	0	17	
22	Vermeer, Grant	g	0-0	0-0	0-0	0	2	2	0	0	0	0	0	0	0	3	
31	Lacey, Tom	g	1-3	0-0	0-0	3	0	3	2	2	0	0	0	0	0	7	
32	Hemphill, James	g	0-0	0-0	0-2	1	1	2	2	0	0	0	0	1	4	0	
33	Alade, Edward	g	2-4	0-0	0-0	1	4	5	1	4	1	0	0	0	0	17	
Team						4	0	4									
Totals			17-59	4-19	3-12	14	19	33	19	41	9	13	2	7	0	200	

FG % 1st Half: 9-27 33.3% 2nd half: 8-32 25.0% Game: 17-59 28.8%
3FG % 1st Half: 1-4 16.7% 2nd half: 3-13 23.1% Game: 4-19 21.1%
FT % 1st Half: 0-5 0.0% 2nd half: 3-7 42.9% Game: 3-12 25.0%

Deadball
Rebounds
3

Officials: Ted Valentine, Jamie Luckie, Tim Clougherty
Technical fouls: Florida-None. Navy-None.
Attendance: 5710

Score by periods	1st	2nd	Total
Florida	29	30	59
Navy	19	22	41

Points	In Paint	Off T/O	2nd Chance	Fast Break	Bench
UF	30	21	14	12	32
NAVY	20	12	9	2	19

Last FG - UF 2nd-02:09, NAVY 2nd-01:20.
Largest lead - UF by 20 2nd-05:19, NAVY by 7 1st-14:25.
UF led for 28:47. NAVY led for 08:15. Game was tied for 02:25.

Score tied - 3 times.
Lead changed - 2 times.

Official Basketball Box Score -- Game Totals -- Final Statistics North Carolina A&T vs Florida 11/16/15 8 p.m. at O'Connell Center - Gainesville, Fla.

North Carolina A&T 54 • 0-2

#	Player	Total			3-Ptr			Rebounds			PF	TP	A	TO	Bk	Stl	Min
		FG	FGA	FT	FTA	FG	FGA	FT	FTA	Off							
01	Singleton, Joshea	f	1-4	1-2	1-1	0	0	0	2	4	1	2	0	0	0	20	
03	Egharevba, Ede	f	1-4	0-1	0-0	2	1	3	0	2	0	2	0	0	0	13	
32	Beckford, Bruce	f	6-11	2-3	2-4	1	4	5	3	16	1	1	0	4	0	35	
44	Burrough, Steven	c	2-4	0-0	0-2	1	2	3	4	0	1	2	1	1	0	13	
02	Hunt, Sam	g	3-12	1-7	6-6	0	1	1	2	13	1	2	0	2	0	34	
04	Resse, Nick	g	0-2	0-0	0-2	0	0	0	2	1	0	0	0	1	0	15	
05	Lackey, Jamin	g	2-4	0-0	0-2	2	3	5	3	4	0	0	0	0	0	14	
10	Bremers, Arturs	g	0-0	0-0	0-0	0	1	1	0	0	0	0	0	0	0	13	
11	Whitaker, James	g	0-0	0-0	0-0	0	0	0	0	0	0	0	0	0	0	1	
12	Abdullah, Ahmad	g	1-1	0-0	0-0	0	0	0	1	2	0	1	0	0	0	5	
13	Williams, Austin	g	0-2	0-1	2-3	1	1	2	3	2	0	3	0	1	0	8	
20	Finney-Smith, Dorian	g	0-2	0-4	1-2	0	0	0	1	1	0	0	0	0	0	6	
24	Owona, Mike	g	0-0	0-0	1-2	0	0	0	0	1	0	0	0	0	0	4	
34	Doby, Khary	g	1-6	0-1	2-4	0	1	1	1	4	0	2	0	0	0	20	
Team						3	3	6									
Totals			17-52	4-16	16-28	10	17	27	21	54	5	16	2	9	0	201	

FG % 1st Half: 9-24 37.5% 2nd half: 8-28 28.6% Game: 17-52 32.7%
3FG % 1st Half: 3-10 30.0% 2nd half: 1-6 16.7% Game: 4-16 25.0%
FT % 1st Half: 6-11 54.5% 2nd half: 10-17 58.8% Game: 16-28 57.1%

Deadball
Rebounds
6

Florida 104 • 2-0

#	Player	Total			3-Ptr			Rebounds			PF	TP	A	TO	Bk	Stl	Min
		FG	FGA	FT	FTA	FG	FGA	FT	FTA	Off							
01	Walker, DeVon	f	6-8	2-3	1-2	2	2	4	1	15	1	1	1	1	1	19	
10	Finney-Smith, Dorian	f	4-10	3-6	3-5	5	5	10	1	14	3	0	1	1	1	26	
15	Egbunu, John	c	6-7	0-0	1-2	3	2	5	4	13	0	2	2	1	23		
00	Hill, Kasey	g	3-7	1-1	0-1	0	0	0	3	7	8	2	0	0	0	21	
04	Allen, KeVaughn	g	1-5	1-3	2-2	1	2	3	2	5	3	3	1	1	1	17	
02	Francis-Ramirez, B.	g	4-9	2-4	0-1	0	0	0	3	10	0	0	0	1	0	18	
03	Robinson, Devin	g	5-9	2-5	3-3	2	5	7	0	15	0	1	1	1	22		
11	Chiozza, Chris	g	3-4	3-4	2-3	0	4	4	4	11	5	1	0	1	0	18	
12	Hodskins, Zach	g	0-2	0-1	0-0	0	1	1	0	0	0	0	0	0	0	2	
13	Hayes, Kevarrius	g	0-0	0-0	1-2	1	1	2	3	0	1	0	0	0	0	7	
14	Edwards, Lexx	g	0-0	0-0	0-0	0	0	0	0	0	0	0	0	0	0	2	
20	Victor, Jhonny	g	0-0	0-0	0-0	1	0	1	0	0	0	0	0	0	0	1	
24	Leon, Justin	g	1-2	0-1	2-2	0	5	0	4	0	0	0	0	0	1	14	
32	Rimmer, Schuyler	g	4-6	1-1	0-0	2	2	4	1	9	0	1	1	0	0	10	
Team						3	2	5									
Totals			37-69	15-29	15-23	20	31	51	23	104	20	13	7	8	0	200	

FG % 1st Half: 19-33 57.6% 2nd half: 18-36 50.0% Game: 37-69 53.6%
3FG % 1st Half: 7-16 43.8% 2nd half: 8-13 61.5% Game: 15-29 51.7%
FT % 1st Half: 7-10 70.0% 2nd half: 8-13 61.5% Game: 15-23 65.2%

Deadball
Rebounds
3

Officials: Anthony Jordan, Todd Austin, Jacyn Goble
Technical fouls: North Carolina A&T-None. Florida-Egbunu, John.
Attendance: 8605

Score by periods	1st	2nd	Total
North Carolina A&T	27	27	54
Florida	52	52	104

Last FG - NCAT 2nd-03:11, UF 2nd-01:49.
Largest lead - NCAT None, UF by 53 2nd-01:49.
NCAT led for 00:00, UF led for 39:16. Game was tied for 00:44.

Score tied - 0 times.
Lead changed - 0 times.

Official Basketball Box Score -- Game Totals -- Final Statistics Saint Joseph's vs Florida 11/21/15 2:30pm at Mohegan Sun Arena (Uncasville, CT)

Saint Joseph's 63 • 3-1

#	Player	Total			3-Ptr			Rebounds			PF	TP	A	TO	Bk	Stl	Min
		FG	FGA	FT	FTA	FG	FGA	FT	FTA	Off							
15	MILES, Isalah	f	7-14	2-7	0-0	0	3	3	5	16	0	3	1	0	0	34	
24	OLIVA, Pierfrancesco	f	2-4	0-2	1-4	1	3	4	2	5	1	1	1	1	24		
43	BEMBRÉ, DeAndre	f	2-11	0-3	6-8	2	6	8	3	10	5	4	1	1	37		
01	NEWKIRK, Shavar	g	2-5	0-1	1-2	0	3	3	1	5	0	2	0	0	0	21	
02	BROWN, Aaron	g	0-2	0-1	1-2	0	2	2	1	1	0	0	0	0	0	19	
00	KIMBLE, Lamarr	g	2-6	1-3	4-6	0	1	1	3	9	0	2	0	1	23		
11	CLOVER, Chris	g	0-0	0-0	0-0	0	0	0	0	1	0	0	0	0	0	1	
23	LODGE, Markell	g	0-0	0-0	0-0	1	0	1	0	0	0	0	0	0	0	7	
25	DEMERVY, James	g	7-13	0-1	3-5	2	4	6	3	17	2	2	0	0	0	30	
34	BAUMANN, Javon	g	0-0	0-0	0-0	0	0	0	1	0	0	0	0	0	0	4	
Team						2	5	7									
Totals			22-55	3-18	16-27	8	27	35	21	63	9	14	4	3	0	200	

FG % 1st Half: 12-27 44.4% 2nd half: 10-28 35.7% Game: 22-55 40.0%
3FG % 1st Half: 0-6 0.0% 2nd half: 3-12 25.0% Game: 3-18 16.7%
FT % 1st Half: 9-15 60.0% 2nd half: 7-12 58.3% Game: 16-27 59.3%

Deadball
Rebounds
8

Florida 74 • 3-0

#	Player	Total			3-Ptr			Rebounds			PF	TP	A	TO	Bk	Stl	Min
		FG	FGA	FT	FTA	FG	FGA	FT	FTA	Off							
01	Walker, DeVon	f	1-5	0-3	3-4	0	1	1	3	5	0	1	0	0	0	16	
10	Finney-Smith, Dorian	f	4														

2015-16 MISCELLANEOUS STATS

Times Led UF in Scoring

<i>Includes times co-led</i>	Season	Career
Dorian Finney-Smith	3	22
Devin Robinson	2	8
John Egbunu	2	2
Kasey Hill	1	4
DeVon Walker	1	1
Alex Murphy	0	1

Times Led UF in Rebounding

<i>Includes times co-led</i>	Season	Career
Dorian Finney-Smith	3	38
Devin Robinson	2	6
John Egbunu	2	2
Chris Chiozza	0	1
DeVon Walker	0	1

Times Led UF in Assists

<i>Includes times co-led</i>	Season	Career
Dorian Finney-Smith	3	12
Kasey Hill	2	42
Chris Chiozza	2	9
KeVaughn Allen	1	1

Double-Figure Scoring Games

	Season	Career
Dorian Finney-Smith	5	41
Devin Robinson	5	15
John Egbunu	5	5
Kasey Hill	2	10
KeVaughn Allen	2	2
Chris Chiozza	1	4
DeVon Walker	1	3
Brandone Francis-Ramirez	1	1
Alex Murphy	0	2

20-Point Games

	Season	Career
Dorian Finney-Smith	2	7
Kasey Hill	0	1

Double-Figure Rebounding Games

	Season	Career
Dorian Finney-Smith	3	11
Devin Robinson	3	3
John Egbunu	2	2

Double-Doubles

	Season	Career
Devin Robinson	3	3
John Egbunu	2	2
Dorian Finney-Smith	1	6

Dunks (Season Total: 33)

	Season	Career
John Egbunu	14	14
Devin Robinson	6	24
Dorian Finney-Smith	5	42
Justin Leon	4	4
Kasey Hill	2	4
Brandone Francis-Ramirez	1	1
Kevarrius Hayes	1	1
Alex Murphy	0	6
DeVon Walker	0	2

Charges Drawn (Season Total: 3)

	Season	Career
Brandone Francis-Ramirez	1	1
Kevarrius Hayes	1	1
DeVon Walker	1	1
Alex Murphy	0	5
Devin Robinson	0	3
Chris Chiozza	0	2

Point Distribution (%)

Freshmen	93	17.3%
Sophomores	208	38.6%
Juniors	137	25.4%
Seniors	101	18.7%
TOTAL	539	

Technical Fouls

Opponents	0
Florida	1

Technical Foul Free Throws

Opponents	1-1
Florida	0-0

Opening Tips Controlled

Opponents	2
Florida	5

First-Half Timeouts Called

Opponents	5
Florida	6

3-Second Violations

Opponents	0
Florida	1

Shot Clock Expired

Opponents	5
Florida	0

5-Second Violation

Opponents	0
Florida	0

10-Second Violation

Opponents	2
Florida	0

Backcourt Violation

Opponents	2
Florida	0

Florida's First Sub

<i>Includes all when multiple players enter</i>	
Chris Chiozza	2
Brandone Francis-Ramirez	2
Kevarrius Hayes	2
Schuyler Rimmer	1
Devin Robinson	1

Scored UF's First Points

KeVaughn Allen	5
John Egbunu	1
Kasey Hill	1

How Scored UF's First Points

Jump Shot	3
Layup	2
Free Throw	1
3-Pointer	1
Dunk	0

Three-Point Plays

<i>Ordered by most opportunities</i>	Season	Career
John Egbunu	3-7	3-7
Devin Robinson	4-4	9-14
Kasey Hill	1-3	4-13
Dorian Finney-Smith	1-1	11-18
Chris Chiozza	1-1	1-3
Kevarrius Hayes	0-1	0-1
Alex Murphy	0-0	1-2
DeVon Walker	0-0	0-1
TOTALS	10-17	29-59

Four-Point Plays

	Season	Career
Chris Chiozza	1-1	1-1
TOTALS	1-1	1-1

3-Pointer Streak - Team

Florida:	804 (at UK, 1/11/92)
Opponents:	564 (FAMU,12/04/99)

Players in Double Figures

Players	Games
1	1
2	1
3	3
4	1
5	0
6	1

Runs

Run	Occurrences
8-0	4
9-0	0
10-0	3
11-0	1
12-0	0
13-0	2
14-0	0
15-0	1
16-0	0
17-0	0
18-0	0
19-0	0
20-0	0
21-0+	0

Lineups and Record

<i>Listed by position 1-5; Ordered by most wins</i>	
Hill, Allen, Robinson, Finney-Smith, Egbunu	3-0
Hill, Allen, Walker, Finney-Smith, Egbunu	3-1

2015-16 MISCELLANEOUS STATS

Note: Streak stats below are consecutive **team** games. A player's streak starts over if he misses a game.

Consecutive Games Played

Kasey Hill 51; Chris Chiozza 40; Devin Robinson 40; Dorian Finney-Smith 12; KeVaughn Allen 7; John Egbunu 7; Brandone Francis-Ramirez 7; Kevarrus Hayes 7; Schuyler Rimmer 7; DeVon Walker 7; Justin Leon 6; Lexx Edwards 2; Zach Hodskins 2; Jhonny Victor 2

Consecutive Starts

Kasey Hill 28; Dorian Finney-Smith 10; KeVaughn Allen 7; John Egbunu 7; Devin Robinson 3

Consecutive Games Scored

Kasey Hill 15; Devin Robinson 15; Dorian Finney-Smith 12; John Egbunu 7; DeVon Walker 7; Kevarrus Hayes 3; Justin Leon 3; KeVaughn Allen 2; Chris Chiozza 1; Brandone Francis-Ramirez 1; Schuyler Rimmer 1

Consecutive Games with a 3-Pointer

Dorian Finney-Smith 6; KeVaughn Allen 2; Chris Chiozza 1; Kasey Hill 1

Consecutive Games with a Rebound

Devin Robinson 19; Dorian Finney-Smith 12; John Egbunu 7; KeVaughn Allen 6; Chris Chiozza 6; Kevarrus Hayes 6; Brandone Francis-Ramirez 5; Kasey Hill 3; Justin Leon 3; Schuyler Rimmer 3; Lexx Edwards 1; DeVon Walker 1

Consecutive Games with an Assist

Kasey Hill 40; Chris Chiozza 26; Dorian Finney-Smith 11; Brandone Francis-Ramirez 3; KeVaughn Allen 2; DeVon Walker 1

Consecutive Made Free Throws

	Active Streak	Season High
John Egbunu	2	7
Kasey Hill	2	4
Brandone Francis-Ramirez	2	2
Schuyler Rimmer	2	2
Devin Robinson	1	4
Chris Chiozza	1	3
Kevarrus Hayes	1	2
Lexx Edwards	1	1
Dorian Finney-Smith	0	11
DeVon Walker	0	5
KeVaughn Allen	0	2
Justin Leon	0	2

Scoring Margin

Largest Lead: 53, vs. North Carolina A&T, 11/16/15

Largest Deficit: 22, vs. Purdue (neutral), 11/22/15

Largest Deficit Overcome: 9, vs. Saint Joseph's (neutral), 11/21/15

Largest Lead Lost: 2, vs. Purdue (neutral), 11/22/15

Situational Records

	2015-16	Under White
Controlling the Tip	4-1	Same
Scoring First	5-1	Same
Leading at Half	5-0	Same
Trailing at Half	1-1	Same
Tied at Half	0-0	Same
Leading with 5:00 Left	5-0	Same
Trailing with 5:00 Left	1-1	Same
Tied with 5:00 Left	0-0	Same
In Overtime	0-0	Same
When UF Outrebounds Opponent	5-0	Same
When UF is Outrebounded	1-1	Same
When Rebounds are the Same	0-0	Same
When UF Commits More Turnovers	2-0	Same
When UF Forces More Turnovers	4-1	Same
When Turnovers are the Same	0-0	Same
When UF Has More Free Throw Attempts	4-0	Same
When Opponent Has More Free Throw Attempts	2-1	Same
When Free Throw Attempts are the Same	0-0	Same
When UF Shoots 45% or Better from the Field	2-0	Same
When UF Shoots Less Than 45% from the Field	4-1	Same
When Opponent Shoots 45% or Better from the Field	0-1	Same
When Opponent Shoots Less Than 45% from the Field	6-0	Same
When UF Shoots Better Than Opponent from the Field	5-0	Same
When Opponent Shoots Better Than UF from the Field	1-1	Same
When UF Shoots 40% or Better from 3-Point Range	1-0	Same
When UF Shoots Less Than 40% from 3-Point Range	5-1	Same
When UF Shoots Better Than Opponent from 3-Point Range	3-0	Same
When UF Shoots 75% or Better from the Line	0-0	Same
When UF Shoots Less Than 75% from the Line	6-1	Same
When UF Bench Outscores Opponent's	4-0	Same
When Opponent Bench Outscores UF's	2-1	Same
When Bench Scoring is the Same	0-0	Same
Following a UF win	4-1	Same
Following a UF loss	1-0	Same
When 3 or More Players Score in Double Figures	4-1	Same
When 4 or More Players Score in Double Figures	2-0	Same
When 5 or More Players Score in Double Figures	1-0	Same
In White Uniforms	5-0	Same
In Blue Uniforms	1-1	Same
In November	5-1	Same
In December	1-0	Same
In January	0-0	Same
In February	0-0	Same
In March	0-0	Same
In April	0-0	Same
On Sunday	0-1	Same
On Monday	1-0	Same
On Tuesday	1-0	Same
On Wednesday	1-0	Same
On Thursday	0-0	Same
On Friday	2-0	Same
On Saturday	1-0	Same

2015-16 Florida Basketball
Florida Combined Team Statistics (as of Dec 01, 2015)
All games

RECORD:	OVERALL	HOME	AWAY	NEUTRAL
ALL GAMES	6-1	4-0	1-0	1-1
CONFERENCE	0-0	0-0	0-0	0-0
NON-CONFERENCE	6-1	4-0	1-0	1-1

##	Player	gp-gs	min	avg	Total		3-Point		F-Throw		Rebounds				pf	dq	a	to	blk	stl	pts	avg		
					fg-fga	fg%	3fg-fga	3fg%	ft-fa	ft%	off	def	tot	avg										
10	Finney-Smith, Dorian	7-7	201	28.7	32-78	.410	15-42	.357	21-30	.700	22	41	63	9.0	13	0	24	15	6	8	100	14.3		
15	Egbunu, John	7-7	160	22.9	35-55	.636	0-0	.000	19-26	.731	23	35	58	8.3	21	0	1	15	10	5	89	12.7		
03	Robinson, Devin	7-3	171	24.4	28-63	.444	8-30	.267	14-19	.737	17	39	56	8.0	13	0	1	6	5	3	78	11.1		
00	Hill, Kasey	7-7	157	22.4	22-59	.373	4-7	.571	10-18	.556	3	10	13	1.9	20	1	24	11	1	9	58	8.3		
04	Allen, KeVaughn	7-7	145	20.7	19-58	.328	6-26	.231	8-11	.727	1	11	12	1.7	10	0	10	6	2	7	52	7.4		
11	Chiozza, Chris	7-0	134	19.1	14-30	.467	9-19	.474	4-6	.667	2	16	18	2.6	11	0	20	7	1	7	41	5.9		
01	Walker, DeVon	7-4	118	16.9	13-36	.361	2-12	.167	10-18	.556	9	5	14	2.0	9	0	3	4	4	2	38	5.4		
24	Leon, Justin	6-0	48	8.0	8-14	.571	2-7	.286	2-3	.667	4	9	13	2.2	6	0	0	0	1	3	20	3.3		
02	Francis-Ramirez, B.	7-0	124	17.7	8-35	.229	4-21	.190	2-5	.400	0	10	10	1.4	11	0	7	4	0	6	22	3.1		
32	Rimmer, Schuyler	7-0	52	7.4	9-14	.643	1-1	1.000	2-2	1.000	6	8	14	2.0	7	0	1	3	1	0	21	3.0		
13	Hayes, Kevarrius	7-0	75	10.7	7-9	.778	0-0	.000	5-10	.500	12	6	18	2.6	11	0	1	3	4	6	19	2.7		
14	Edwards, Lexx	5-0	7	1.4	0-2	.000	0-1	.000	1-2	.500	1	2	3	0.6	0	0	0	0	0	0	1	0.2		
12	Hodskins, Zach	4-0	5	1.3	0-3	.000	0-2	.000	0-0	.000	0	1	1	0.3	2	0	0	0	0	0	0	0.0		
20	Victor, Jhonny	3-0	3	1.0	0-1	.000	0-0	.000	0-0	.000	1	0	1	0.3	0	0	0	1	0	0	0	0.0		
Team											12	16	28											
Total.....		7	1400		195-457	.427	51-168	.304	98-150	.653	113	209	322	46.0	134	1	92	75	35	56	539	77.0		
Opponents.....		7	1401		147-400	.368	40-131	.305	77-134	.575	73	180	253	36.1	140	1	71	100	18	28	411	58.7		

TEAM STATISTICS	UF	OPP	Date	Opponent	Score	Att.
SCORING	539	411	11/13/15	at Navy	w 59-41	5710
Points per game	77.0	58.7	11/16/15	NORTH CAROLINA A&T	w 104-54	8605
Scoring margin	+18.3	-	1 11/21/15	vs Saint Joseph's	w 74-63	4507
FIELD GOALS-ATT	195-457	147-400	1 11/22/15	vs Purdue	L 70-85	3813
Field goal pct	.427	.368	11/25/15	VERMONT	w 86-62	8003
3 POINT FG-ATT	51-168	40-131	11/27/15	FLORIDA GULF COAST	w 70-50	10323
3-point FG pct	.304	.305	12/1/15	RICHMOND	w 76-56	8231
3-pt FG made per game	7.3	5.7	* = Conference game			
FREE THROWS-ATT	98-150	77-134	1 = Hall of Fame Tip-Off Tournament, Mohegan Sun Arena, Uncasville, Conn.			
Free throw pct	.653	.575				
F-Throws made per game	14.0	11.0				
REBOUNDS	322	253				
Rebounds per game	46.0	36.1				
Rebounding margin	+9.9	-				
ASSISTS	92	71				
Assists per game	13.1	10.1				
TURNOVERS	75	100				
Turnovers per game	10.7	14.3				
Turnover margin	+3.6	-				
Assist/turnover ratio	1.2	0.7				
STEALS	56	28				
Steals per game	8.0	4.0				
BLOCKS	35	18				
Blocks per game	5.0	2.6				
ATTENDANCE	35162	14030				
Home games-Avg/Game	4-8790	1-5710				
Neutral site-Avg/Game	-	2-4160				

Score by Periods	1st	2nd	Totals
Florida	259	280	539
Opponents	201	210	411

2015-16 Florida Basketball
Florida Category Leaders (as of Dec 01, 2015)
All games

Points	G	Pts	Pts/G
Finney-Smith, Dorian	7	100	14.3
Egbunu, John	7	89	12.7
Robinson, Devin	7	78	11.1
Hill, Kasey	7	58	8.3
Allen, KeVaughn	7	52	7.4
Chiozza, Chris	7	41	5.9
Walker, DeVon	7	38	5.4
Francis-Ramirez, B.	7	22	3.1
Rimmer, Schuyler	7	21	3.0
Leon, Justin	6	20	3.3
Hayes, Kevarrius	7	19	2.7
Edwards, Lexx	5	1	0.2

Scoring Average	G	Pts	Avg/G
Finney-Smith, Dorian	7	100	14.3
Egbunu, John	7	89	12.7
Robinson, Devin	7	78	11.1
Hill, Kasey	7	58	8.3
Allen, KeVaughn	7	52	7.4
Chiozza, Chris	7	41	5.9
Walker, DeVon	7	38	5.4
Leon, Justin	6	20	3.3
Francis-Ramirez, B.	7	22	3.1
Rimmer, Schuyler	7	21	3.0
Hayes, Kevarrius	7	19	2.7
Edwards, Lexx	5	1	0.2

FG Percentage	FG	Att	Pct
Hayes, Kevarrius	7	9	.778
Rimmer, Schuyler	9	14	.643
Egbunu, John	35	55	.636
Leon, Justin	8	14	.571
Chiozza, Chris	14	30	.467
Robinson, Devin	28	63	.444
Finney-Smith, Dorian	32	78	.410
Hill, Kasey	22	59	.373
Walker, DeVon	13	36	.361
Allen, KeVaughn	19	58	.328
Francis-Ramirez, B.	8	35	.229
Hodskins, Zach	0	3	.000
Victor, Jhonny	0	1	.000
Edwards, Lexx	0	2	.000

Field Goal Attempts	G	Att	Att/G
Finney-Smith, Dorian	7	78	11.1
Robinson, Devin	7	63	9.0
Hill, Kasey	7	59	8.4
Allen, KeVaughn	7	58	8.3
Egbunu, John	7	55	7.9

Field Goals Made	G	Made	Made/G
Egbunu, John	7	35	5.0
Finney-Smith, Dorian	7	32	4.6
Robinson, Devin	7	28	4.0
Hill, Kasey	7	22	3.1
Allen, KeVaughn	7	19	2.7

3-Point Percentage	3FG	Att	Pct
Rimmer, Schuyler	1	1	1.000
Hill, Kasey	4	7	.571
Chiozza, Chris	9	19	.474
Finney-Smith, Dorian	15	42	.357
Leon, Justin	2	7	.286
Robinson, Devin	8	30	.267
Allen, KeVaughn	6	26	.231
Francis-Ramirez, B.	4	21	.190
Walker, DeVon	2	12	.167
Edwards, Lexx	0	1	.000
Hodskins, Zach	0	2	.000

3-Point FG Attempts	G	Att	Att/G
Finney-Smith, Dorian	7	42	6.0
Robinson, Devin	7	30	4.3
Allen, KeVaughn	7	26	3.7
Francis-Ramirez, B.	7	21	3.0
Chiozza, Chris	7	19	2.7

3-Point FG Made	G	Made	Made/G
Finney-Smith, Dorian	7	15	2.1
Chiozza, Chris	7	9	1.3
Robinson, Devin	7	8	1.1
Allen, KeVaughn	7	6	0.9
Hill, Kasey	7	4	0.6
Francis-Ramirez, B.	7	4	0.6

Free Throw Percent	FG	Att	Pct
Rimmer, Schuyler	2	2	1.000
Robinson, Devin	14	19	.737
Egbunu, John	19	26	.731
Allen, KeVaughn	8	11	.727
Finney-Smith, Dorian	21	30	.700
Chiozza, Chris	4	6	.667
Leon, Justin	2	3	.667
Hill, Kasey	10	18	.556
Walker, DeVon	10	18	.556
Hayes, Kevarrius	5	10	.500
Edwards, Lexx	1	2	.500
Francis-Ramirez, B.	2	5	.400

Free Throw Attempts	G	Att	Att/G
Finney-Smith, Dorian	7	30	4.3
Egbunu, John	7	26	3.7
Robinson, Devin	7	19	2.7
Walker, DeVon	7	18	2.6
Hill, Kasey	7	18	2.6

Free Throws Made	G	Made	Made/G
Finney-Smith, Dorian	7	21	3.0
Egbunu, John	7	19	2.7
Robinson, Devin	7	14	2.0
Hill, Kasey	7	10	1.4
Walker, DeVon	7	10	1.4

2015-16 Florida Basketball
Florida Category Leaders (as of Dec 01, 2015)
All games

Rebounds	G	Reb	Reb/G
Finney-Smith, Dorian	7	63	9.0
Egbunu, John	7	58	8.3
Robinson, Devin	7	56	8.0
Hayes, Kevarrius	7	18	2.6
Chiozza, Chris	7	18	2.6

Assists	G	No.	Ast/G
Finney-Smith, Dorian	7	24	3.4
Hill, Kasey	7	24	3.4
Chiozza, Chris	7	20	2.9
Allen, KeVaughn	7	10	1.4
Francis-Ramirez, B.	7	7	1.0

Rebound Average	G	Reb	Avg/G
Finney-Smith, Dorian	7	63	9.0
Egbunu, John	7	58	8.3
Robinson, Devin	7	56	8.0
Hayes, Kevarrius	7	18	2.6
Chiozza, Chris	7	18	2.6

Steals	G	No.	Stl/G
Hill, Kasey	7	9	1.3
Finney-Smith, Dorian	7	8	1.1
Allen, KeVaughn	7	7	1.0
Chiozza, Chris	7	7	1.0
Francis-Ramirez, B.	7	6	0.9
Hayes, Kevarrius	7	6	0.9

Offensive Rebounds	G	No.	Avg/G
Egbunu, John	7	23	3.3
Finney-Smith, Dorian	7	22	3.1
Robinson, Devin	7	17	2.4
Hayes, Kevarrius	7	12	1.7
Walker, DeVon	7	9	1.3

Blocked Shots	G	No.	Blk/G
Egbunu, John	7	10	1.4
Finney-Smith, Dorian	7	6	0.9
Robinson, Devin	7	5	0.7
Walker, DeVon	7	4	0.6
Hayes, Kevarrius	7	4	0.6

Defensive Rebounds	G	No.	Avg/G
Finney-Smith, Dorian	7	41	5.9
Robinson, Devin	7	39	5.6
Egbunu, John	7	35	5.0
Chiozza, Chris	7	16	2.3
Allen, KeVaughn	7	11	1.6

Minutes	G	No.	Min/G
Finney-Smith, Dorian	7	201	28.7
Robinson, Devin	7	171	24.4
Egbunu, John	7	160	22.9
Hill, Kasey	7	157	22.4
Allen, KeVaughn	7	145	20.7

Fouls	G	No.	Per/G
Egbunu, John	7	21	3.0
Hill, Kasey	7	20	2.9
Robinson, Devin	7	13	1.9
Finney-Smith, Dorian	7	13	1.9
Francis-Ramirez, B.	7	11	1.6
Chiozza, Chris	7	11	1.6
Hayes, Kevarrius	7	11	1.6

Turnovers	G	No.	TO/G
Finney-Smith, Dorian	7	15	2.1
Egbunu, John	7	15	2.1
Hill, Kasey	7	11	1.6
Chiozza, Chris	7	7	1.0
Robinson, Devin	7	6	0.9
Allen, KeVaughn	7	6	0.9

Foulsouts	G	No.
Hill, Kasey	7	1

2015-16 Florida Basketball
Florida Team Game-by-Game Comparison (as of Dec 01, 2015)
All games

Opponent	1st	2nd	Score	Mar	Total FG	FG Pct	3-Pointers	3FG Pct	Free Throws	FT Pct	Rebounds	Assist	T/Over	Block	Steal	Fouls
Navy	29/19	30/22	59-41	+18	23-49/17-59	.469/.288	3-19/4-19	.158/.211	10-19/3-12	.526/.250	47/33 +14	8/9	19/13	6/2	8/7	19/19
NORTH CAROLINA A&T	52/27	52/27	104-54	+50	37-69/17-52	.536/.327	15-29/4-16	.517/.250	15-23/16-28	.652/.571	51/27 +24	20/5	13/16	7/2	8/9	23/21
Saint Joseph's	34/33	40/30	74-63	+11	26-68/22-55	.382/.400	8-32/3-18	.250/.167	14-20/16-27	.700/.593	46/35 +11	11/9	12/14	1/4	6/3	26/21
Purdue	38/43	32/42	70-85	(15)	26-65/30-60	.400/.500	6-20/11-26	.300/.423	12-18/14-20	.667/.700	34/43 (9)	9/15	7/13	1/4	8/3	19/14
VERMONT	34/29	52/33	86-62	+24	29-67/20-54	.433/.370	8-23/8-24	.348/.333	20-28/14-16	.714/.875	43/34 +9	13/13	8/17	3/2	10/1	16/24
FLORIDA GULF COAST	32/33	38/17	70-50	+20	26-71/20-58	.366/.345	5-23/3-8	.217/.375	13-19/7-11	.684/.636	44/45 (1)	12/9	6/18	11/3	11/4	11/20
RICHMOND	40/17	36/39	76-56	+20	28-68/21-62	.412/.339	6-22/7-20	.273/.350	14-23/7-20	.609/.350	57/36 +21	19/11	10/9	6/1	5/1	20/21

Note: Game totals are displayed in the format TEAM/OPPONENT for each category

2015-16 Florida Basketball
Florida Team Game-by-Game (as of Dec 01, 2015)
All games

TEAM STATISTICS

Opponent	Date	Score		Total		3-Pointers		Free throws		Rebounds				pf	a	t/o	blk	stl	pts	avg
				fg-fga	pct	3fg-fga	pct	ft-fta	pct	off	def	tot	avg							
at Navy	11/13/15	59-41	W	23-49	.469	3-19	.158	10-19	.526	13	34	47	47.0	19	8	19	6	8	59	59.0
NORTH CAROLINA A&T	11/16/15	104-54	W	37-69	.536	15-29	.517	15-23	.652	20	31	51	49.0	23	20	13	7	8	104	81.5
vs Saint Joseph's	11/21/15	74-63	W	26-68	.382	8-32	.250	14-20	.700	18	28	46	48.0	26	11	12	1	6	74	79.0
vs Purdue	11/22/15	70-85	L	26-65	.400	6-20	.300	12-18	.667	11	23	34	44.5	19	9	7	1	8	70	76.8
VERMONT	11/25/15	86-62	W	29-67	.433	8-23	.348	20-28	.714	17	26	43	44.2	16	13	8	3	10	86	78.6
FLORIDA GULF COAST	11/27/15	70-50	W	26-71	.366	5-23	.217	13-19	.684	17	27	44	44.2	11	12	6	11	11	70	77.2
RICHMOND	12/1/15	76-56	W	28-68	.412	6-22	.273	14-23	.609	17	40	57	46.0	20	19	10	6	5	76	77.0
Florida		539		195-457	.427	51-168	.304	98-150	.653	113	209	322	46.0	134	92	75	35	56	539	77.0
Opponents		411		147-400	.368	40-131	.305	77-134	.575	73	180	253	36.1	140	71	100	18	28	411	58.7

Games played: 7
Points/game: 77.0
FG Pct: 42.7
3FG Pct: 30.4
FT Pct: 65.3

Rebounds/game: 46.0
Assists/game: 13.1
Turnovers/game: 10.7
Assist/turnover ratio: 1.2
Steals/game: 8.0
Blocks/game: 5.0

2015-16 Florida Basketball
Florida Opponent Game-by-Game (as of Dec 01, 2015)
All games

OPPONENT STATISTICS

Opponent	Date	Score		Total		3-Pointers		Free throws		Rebounds				pf	a	t/o	blk	stl	pts	avg
				fg-fga	pct	3fg-fga	pct	ft-fta	pct	off	def	tot	avg							
at Navy	11/13/15	59-41	W	17-59	.288	4-19	.211	3-12	.250	14	19	33	33.0	19	9	13	2	7	41	41.0
NORTH CAROLINA A&T	11/16/15	104-54	W	17-52	.327	4-16	.250	16-28	.571	10	17	27	30.0	21	5	16	2	9	54	47.5
vs Saint Joseph's	11/21/15	74-63	W	22-55	.400	3-18	.167	16-27	.593	8	27	35	31.7	21	9	14	4	3	63	52.7
vs Purdue	11/22/15	70-85	L	30-60	.500	11-26	.423	14-20	.700	12	31	43	34.5	14	15	13	4	3	85	60.8
VERMONT	11/25/15	86-62	W	20-54	.370	8-24	.333	14-16	.875	8	26	34	34.4	24	13	17	2	1	62	61.0
FLORIDA GULF COAST	11/27/15	70-50	W	20-58	.345	3-8	.375	7-11	.636	12	33	45	36.2	20	9	18	3	4	50	59.2
RICHMOND	12/1/15	76-56	W	21-62	.339	7-20	.350	7-20	.350	9	27	36	36.1	21	11	9	1	1	56	58.7
Opponents		411		147-400	.368	40-131	.305	77-134	.575	73	180	253	36.1	140	71	100	18	28	411	58.7
Florida		539		195-457	.427	51-168	.304	98-150	.653	113	209	322	46.0	134	92	75	35	56	539	77.0

Games played: 7
Points/game: 58.7
FG Pct: 36.8
3FG Pct: 30.5
FT Pct: 57.5

Rebounds/game: 36.1
Assists/game: 10.1
Turnovers/game: 14.3
Assist/turnover ratio: 0.7
Steals/game: 4.0
Blocks/game: 2.6

2015-16 Florida Basketball
Florida Points-Rebounds-Assists (as of Dec 01, 2015)
All games

Opponent	Date	Score		00	01	02	03	04	10	11
				HILL,KASEY	WALKER,DEV	FRANCIS-RA	ROBINSON,D	ALLEN,KEVA	FINNEY-SMI	CHIOZZA,CH
at Navy	11/13/15	59-41	w	8-4-5	2-1-0	5-3-1	13-10-0	9-0-0	4-12-1	7-0-1
NORTH CAROLINA A&T	11/16/15	104-54	w	7-0-8	15-4-1	10-0-0	15-7-0	5-3-3	14-10-3	11-4-5
vs Saint Joseph's	11/21/15	74-63	w	13-3-1	5-1-0	0-2-1	12-10-1	9-4-1	13-6-1	7-2-4
vs Purdue	11/22/15	70-85	L	2-0-2	5-1-1	2-2-0	5-4-0	12-1-1	17-8-4	8-3-1
VERMONT	11/25/15	86-62	w	14-2-4	4-5-0	3-1-2	15-8-0	0-1-0	20-6-6	2-4-1
FLORIDA GULF COAST	11/27/15	70-50	w	7-3-2	2-0-0	0-1-1	6-4-0	7-2-3	23-8-2	0-2-3
RICHMOND	12/1/15	76-56	w	7-1-2	5-2-1	2-1-2	12-13-0	10-1-2	9-13-7	6-3-5

Opponent	Date	Score		12	13	14	15	20	24	32
				HODSKINS,Z	HAYES,KEVA	EDWARDS,LE	EGBUNU,JOH	VICTOR,JHO	LEON,JUSTI	RIMMER,SCH
at Navy	11/13/15	59-41	w	DNP	0-0-0	1-2-0	4-8-0	DNP	DNP	6-4-0
NORTH CAROLINA A&T	11/16/15	104-54	w	0-1-0	1-2-0	0-0-0	13-5-0	0-1-0	4-5-0	9-4-0
vs Saint Joseph's	11/21/15	74-63	w	DNP	4-4-1	DNP	6-6-0	DNP	5-2-0	0-1-1
vs Purdue	11/22/15	70-85	L	DNP	0-1-0	DNP	19-7-0	DNP	0-0-0	0-0-0
VERMONT	11/25/15	86-62	w	0-0-0	4-3-0	0-0-0	13-7-0	DNP	7-3-0	4-2-0
FLORIDA GULF COAST	11/27/15	70-50	w	0-0-0	6-4-0	0-0-0	17-11-1	0-0-0	2-2-0	0-1-0
RICHMOND	12/1/15	76-56	w	0-0-0	4-4-0	0-1-0	17-14-0	0-0-0	2-1-0	2-2-0