



CONTACT: Amy Woodruff, Assistant Communications Director
 O: (305) 284-3241 | C: (813) 410-1194
 A.Woodruff@miami.edu | @CanesHoops

2012-13 SCHEDULE

| DATE | OPPONENT | TV | TIME/SCORE |
|--|-------------------------|--------------------------|---------------|
| Nov. 2 | St. Leo (Ex.) | Canes All Access | L, 67-69 |
| Nov. 9 | Stetson | ESPN3 | W, 87-79 |
| Nov. 13 | at FGCU | A-Sun TV | L, 51-63 |
| Nov. 16 | Jacksonville | FOX Sports South | W, 73-57 |
| Nov. 24 | Detroit | ESPN3 | W, 77-62 |
| Nov. 28 | #13/14 Michigan State! | ESPN | W, 67-59 |
| Dec. 1 | at UMass | CBS Sports Network | W, 75-62 |
| Dec. 14 | Charlotte | FOX Sports South | W, 77-46 |
| Dec. 18 | at UCF | CBS Sports Network | W, 72-50 |
| Diamond Head Classic, Honolulu, Hawai'i | | | |
| Dec. 23 | Hawai'i | ESPNU | W, 73-58 |
| Dec. 23 | #4/5 Arizona | ESPN2 | L, 69-50 |
| Dec. 25 | Indiana St. | ESPN2 | L, 55-57 (OT) |
| Jan. 2 | La Salle | FOX Sports South | W, 76-59 |
| Jan. 5 | at Georgia Tech * | ACCN / ESPN3 | W, 62-49 |
| Jan. 10 | at RV/RV UNC * | ESPN / WatchESPN | W, 68-59 |
| Jan. 13 | RV/RV Maryland * | ESPNU / WatchESPN | W, 54-47 |
| Jan. 16 | at Boston College * | FOX Sports South / E3 | W, 60-59 |
| Jan. 23 | No. 1/1 Duke * | ESPN / WatchESPN | W, 90-63 |
| Jan. 27 | Florida State * | ESPNU / WatchESPN | W, 71-47 |
| Jan. 30 | at Virginia Tech * | FOX Sports South / E3 | W, 73-64 |
| Feb. 2 | at No. 19/19 NC State * | CBS | W, 79-78 |
| Feb. 5 | Boston College * | FOX Sports South / E3 | W, 72-50 |
| Feb. 9 | North Carolina * | ESPN / WatchESPN | 2 p.m. |
| Feb. 13 | at Florida State * | ESPN/2 / WatchESPN | 7 p.m. |
| Feb. 17 | at Clemson * | ESPNU / WatchESPN | 6 p.m. |
| Feb. 19 | Virginia * | ESPNU / WatchESPN | 9 p.m. |
| Feb. 23 | at Wake Forest * | FOX Sports South / ESPN3 | 1 p.m. |
| Feb. 27 | Virginia Tech * | FOX Sports South / ESPN3 | 7 p.m. |
| March 2 | at Duke * | ESPN / WatchESPN | 6 p.m. |
| March 6 | Georgia Tech * | ACCN / ESPN3 | 9 p.m. |
| March 9 | Clemson * | ACCN / ESPN3 | 2:30 p.m. |

All home games are played at the BankUnited Center
 Game times are ET and subject to change
 * ACC game ! Big Ten/ACC Challenge
 All games can be heard on WQAM 560 and Canes All Access on HurricaneSports.com

UM RADIO - WQAM 560

Joe Zagacki, play-by-play Josh Darrow, analyst

SOCIAL MEDIA

Website: HurricaneSports.com
 Twitter: @CanesHoops | @CanesCoachL
 Facebook: /MiamiHurricanes | /MiamiBasketball

MIAMI DIGITAL GUIDE

Miami is not printing media guides this season.
 Instead, find the online version at the link below:
<http://theusports.com/mbbguide/pc/>



MIAMI
 HURRICANES (18-3, 9-0)

NATIONAL RANKING
 8 / 11

LAST TIME OUT
 W, 72-50 vs. Boston College

LEADERS
Scoring per Game
 Durand Scott - 13.8
 Kenny Kadji - 13.4
Rebounds per Game
 Reggie Johnson - 9.1
Assists per Game
 Shane Larkin - 4.1

HEAD COACH
Jim Larrañaga
Overall: 508-350 (29)
At UM: 38-16 (2)

NORTH CAROLINA
 TAR HEELS (16-6, 6-3)

NATIONAL RANKING
 --/--

LAST TIME OUT
 W, 87-62 vs. Wake Forest

LEADERS
Scoring per Game
 James M. McAdoo - 15.3
 Reggie Bullock - 14.0
Rebounds per Game
 James M. McAdoo - 8.4
Assists per Game
 Marcus Paige - 4.5

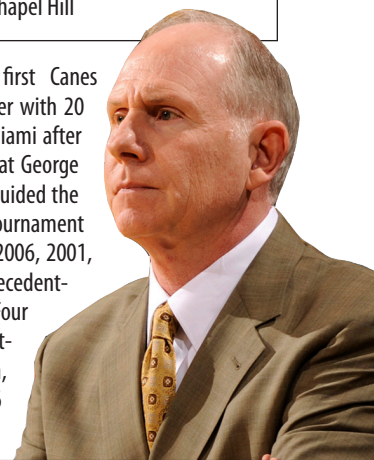
HEAD COACH
Roy Williams
Overall: 690-175 (25)
At UNC: 272-74 (10)

SETTING THE SCENE

Feb. 9, 2013 | 2 p.m.
BankUnited Center | Coral Gables, Fla.
TV: ESPN | Watch ESPN
Radio: 560 WQAM | 90.5 WVUM | ESPN Radio
Webcast: WQAM.com | WVUM.org

Series: Miami trails 18-3
Last Meeting: Jan. 10, 2013
 Miami won, 68-59 in Chapel Hill

Jim Larrañaga was the first Canes coach to open his UM career with 20 wins. Larrañaga came to Miami after serving as the head coach at George Mason for 14 seasons. He guided the program to five NCAA tournament appearances (2011, 2008, 2006, 2001, 1999) – including an unprecedented run to the 2006 Final Four that captured the nation's attention. Following that run, he was selected the 2006 Clair Bee Coach of the Year.



THE GAME

With an 9-0 record in the ACC, No. 8/11 University of Miami faces North Carolina on Feb. 9 at 2 p.m. in the BankUnited Center, in the second meeting of the season between the two teams. The Hurricanes defeated the then-RV/RV Tar Heels, 68-59, in Chapel Hill on Jan. 10.

THE SERIES

Miami is 3-18 against North Carolina in the all-time series, which dates back to the 1949-50 season. The Canes' three wins came in a 64-61 overtime victory on Jan. 4, 2003, an 81-70 victory on Jan. 14, 2006 and a 68-59 W in Chapel Hill earlier this season.

THE BROADCASTS

Catch the game on ESPN with Dave O'Brien, Doris Burke and Jeannine Edwards making the call. The game will also be carried live by ESPN radio with Bill Rosinski and Jim Spanarkel. Locally, catch the game on 560 WQAM Radio with Joe Zagacki (play-by-play) and Josh Darrow, as well as Miami's student station, 90.5 WVUM.

THE COACH

Head coach Jim Larrañaga is in his 29th season as a head coach and second at Miami. He has a 508-350 overall record and is 38-16 in his second season at Miami.

THE WEATHER

Projected temperatures on game day: Coral Gables - 79/65. Chapel Hill, N.C. - 53/29.

THE RANKINGS - RPI/SOS

As of Feb. 6, 2013 Warren Nolan: 2 / 1 Sagarin: 10 / 5 Realtime: 2 / 1 KenPom: 13

THE NOTES

On Jan. 28, the Canes jumped 11 spots in the AP Poll & entered the USA TODAY poll for the first time since December 2008. Miami is now No. 8 in the nation, tying the school's highest AP rank in history. Miami was the first ACC school not named Duke or North Carolina to start 7-0 in conference play since Virginia in 1981, when Coach L was an assistant with the Cavaliers. Miami's non-conference strength of schedule is No. 1 and RPI is No. 2 (Warren Nolan). According to Collegiate Basketball News RPI, the Canes' non-conference schedule strength was third-worst (345 of 347) in 2009-10, 142 in 2010-11 and 117 last season.

2012-13 ROSTER

| # | Name | Pos. | Ht. | Wt. | Yr. | Hometown Previous School (s) |
|----|---------------------|------|------|-----|-----|---|
| 0 | Shane Larkin | G | 5-11 | 176 | So. | Orlando, Fla. Dr. Phillips (Fla.) 19 rebounds vs. Duke and FSU ... 11 games with at least five assists ... Vs. Duke: 18 points, 10 rebounds, 5 assists, 1 steal. |
| 1 | Durand Scott | G | 6-5 | 203 | Sr. | The Bronx, N.Y. Rice 25 points, 6 reb, 4 ast vs. No. 1 Duke ... At least four assists in eight outings ... 11 points, 7 rebounds vs. Boston College. |
| 3 | Steve Sorenson | G | 6-0 | 151 | Fr. | Dallas, Texas Mark's School of Texas Named all-state by Texas Association of Basketball Coaches as a senior ... TABC academic all-state. |
| 4 | Trey McKinney Jones | G | 6-5 | 220 | Sr. | Milwaukee, Wis. South Milwaukee UMKC Five of seven games with 10+ points ... 19 assists in past seven games ... 7 assists vs. MD ... Hit multiple 3-pointers in nine games. |
| 10 | Raphael Akpejori | F | 6-10 | 236 | Jr. | Lagos, Nigeria Sunrise Christian Academy (Kan.) 11 rebounds and six points in 6.4 minutes in ACC games ... Played 13 min. at GT, with two points and four rebounds. |
| 12 | Justin Heller | G | 6-2 | 180 | Jr. | Boca Raton, Fla. West Boca Raton Community Scored first career points vs. Charlotte on a 17-foot jumper ... Played in seven games in 2011-12, including four ACC matchups. |
| 15 | Rion Brown | G | 6-6 | 200 | Jr. | Hinesville, Ga. Liberty County Career-best 22 points vs. BC and in home state at GT, where his father was an All-American ... Hit multiple 3s five times. |
| 21 | Erik Swoope | F | 6-6 | 233 | Jr. | Lake Elsinore, Calif. Harvard-Westlake Season-high 23 minutes vs. La Salle: 4 points, 4 rebounds ... Was 3-3 vs. JU on his way to 7 points ... 2 steals and 2 monster dunks vs. JU. |
| 23 | Tonye Jekiri | C | 7-0 | 227 | Fr. | Hialeah, Fla. Champagnat Catholic School 2.1 rebounds per game in ACC play, 1.5 overall ... Two points, two rebounds at GT ... Moved into UM's top 8 players with 7.7 mpg in ACC. |
| 25 | Garrus Adams | G | 6-6 | 195 | Sr. | Apex, N.C. Middle Creek Out with right knee injury ... In 19 games last year, averaged 4.5 points, 2.1 rebounds, 0.9 assists and 0.6 steals in 16.9 minutes per game. |
| 35 | Kenny Kadji | F/C | 6-11 | 242 | Sr. | Douala, Cameroon Pendleton IMG Academy Florida Multiple blocked shots in 9 games... 13.9 pts, 7.6 reb, 1.9 blocks during R. Johnson injury ... 10+ points in 12-straight games and 18 overall. |
| 42 | Reggie Johnson | C | 6-10 | 292 | Sr. | Winston-Salem, N.C. Winston-Salem Prep Returned from left thumb fracture Jan. 23 vs. No. 1 Duke ... 27 reb in past 3 games ... 15 points at NC State, including tip-in at buzzer for win. |
| 45 | Julian Gamble | F/C | 6-10 | 250 | Sr. | Durham, N.C. Southern Durham 14 blocks in last five games ... 16 pts, 4 reb, 2 stl, 1 ast, 4-4 FT at NC State ... 8.9 pts, 7.5 reb, 27.0 min. during R. Johnson injury. |

LARRAÑAGA BY THE NUMBERS

1 - Coach Jim Larrañaga is the only ACC coach not at UNC or Duke with a Final Four appearance to his credit.

4 - In 2006, Coach Jim Larrañaga became the first coach at a mid-major school to take his team to the NCAA Final Four in 27 years.

7 - Larrañaga is no stranger to the ACC. In his seven seasons as an assistant coach at Virginia, the Cavaliers participated in the NCAA Final Four in 1981 and 1984, won three ACC Championships and finished in the Top 5 of the AP rankings.

13 - Larrañaga has made 13 postseason appearances in the past 23 years, including five NCAA tournaments.

29 - Larrañaga is in his 29th year as a head coach and has successfully transitioned two institutions into successful programs: Bowling Green and George Mason.

LARRAÑAGA - WHY MIAMI?

Along with returning to the best basketball conference in the country, Coach L had a few personal reasons for accepting the head coaching job at Miami. Coach's grandfather was from Cuba, where he produced the Larrañaga [lare-en-YAH-ga] cigar. Coach's father was raised in Key West before moving to The Bronx, N.Y., getting married and raising six children. Coach L was raised in The Bronx, but vacationed to Florida as a boy. He also has owned a house in Sarasota - which he bought from Dick Vitale's daughter - for eight years, and three of his siblings have retired to Florida.

COACH L'S FIRST SEASON AT MIAMI

- Most ACC wins since joining the conference
- Tied for fourth in ACC, the highest ACC finish in school history
- Defeated eventual No. 2 & No. 3 NCAA tournament seeds Duke & FSU
- Notched Miami's first win at Cameron Indoor Stadium

COACH L'S SECOND SEASON AT MIAMI

- Defeated No. 1 Duke, 90-63, in Coral Gables
- Defeated No. 13/14 Michigan State in ACC/Big Ten Challenge
- Defeated RV/RV North Carolina at the Dean Smith Center
- Ranked No. 8/11 on Jan. Feb. 4, 2013

MIAMI VS. RANKED OPPONENTS

| | |
|-------------------------------------|--------|
| Overall vs. top 25 ranked opponents | 47-128 |
| Home | 32-49 |
| at BankUnited Center | 13-17 |
| Away | 13-60 |
| Neutral | 2-19 |

UNDER COACH JIM LARRAÑAGA

| | |
|-------------------------------------|-----------|
| Overall vs. top 25 ranked opponents | 5-7 |
| ACC regular season opponents | 4-4 |
| Home (ACC) | 3-2 (2-1) |
| Away (ACC) | 2-3 (2-3) |
| Neutral | 0-2 |

UM VS. RANKED ACC OPPONENTS SINCE JOINING ACC (2004-05)

| | |
|------------|-------|
| Overall | 18-28 |
| Home | 11-14 |
| Away | 5-16 |
| Tournament | 1-4 |

MIAMI WHEN RANKED IN TOP 15

| | |
|--|----------|
| Vs. top 25 teams | 2-1 |
| 3/5/99 No. 9/10 Miami vs. No. 10/11 St. John's | L, 62-59 |
| 2/2/02 No. 12/11 Miami vs. No. 17/22 Connecticut | W, 68-66 |
| 2/2/13 No. 14/15 Miami at No. 19/19 NC State | W, 79-78 |

ON THIS DATE

Miami is 13-3 all-time and 3-0 in conference action (all ACC) when playing games on Feb. 9. UM has won four-straight games on Feb. 9. Of the total matchups, 13 occurred before 2008. Miami scored 100 points twice on Feb. 9, including a 112-84 win over Louisville in 1963 and a 141-110 victory over Tampa in 1965.

PRONUNCIATIONS

Players

| | |
|-----------------|----------------------|
| 1 Durand | dur-RAND |
| 10 Akpejori | AHK-peh-jour-ee |
| 15 Rion | Ryan |
| 23 Tonye Jekiri | Tone-yay Jah-KEER-EE |
| 25 Garrus | GARY-us |
| 21 Swoope | Swoope |
| 35 Kadji | KAHD-gee |

Coaches

| | |
|-----------|-----------------|
| Larrañaga | LARE-uh-NAY-guh |
| Huger | HUE-gur |
| Caputo | Ca-poo-toe |
| Summey | Some-EE |

CLASS BREAKDOWN

Seniors

Garrus Adams, Julian Gamble, Reggie Johnson, Kenny Kadji, Trey McKinney Jones, Durand Scott

Juniors

Raphael Akpejori, Rion Brown, Justin Heller, Erik Swoope

Sophomore

Shane Larkin

Freshmen

Tonye Jekiri, Steve Sorenson

GEOGRAPHIC BREAKDOWN

CAMEROON

Douala Kenny Kadji

NIGERIA

Lagos Raphael Akpejori

UNITED STATES

California Erik Swoope

Florida

Justin Heller, Shane Larkin, Tonye Jekiri

Georgia Rion Brown

New York Durand Scott

North Carolina Garrus Adams, Julian Gamble, Reggie Johnson

Texas Steve Sorenson

Wisconsin Trey McKinney Jones

2012-13 ACC STANDINGS

As of Feb. 7, 2013

| | | | | |
|----------------|-----|-------|-------|------|
| Miami | 9-0 | 1.000 | 18-3 | .857 |
| Duke | 6-2 | .750 | 19-2 | .905 |
| North Carolina | 6-3 | .667 | 16-6 | .727 |
| Virginia | 5-3 | .625 | 15-6 | .714 |
| NC State | 5-4 | .556 | 16-6 | .727 |
| Florida State | 5-4 | .556 | 13-9 | .591 |
| Maryland | 4-5 | .444 | 16-6 | .727 |
| Clemson | 4-5 | .444 | 12-9 | .571 |
| Wake Forest | 3-7 | .300 | 10-12 | .455 |
| Virginia Tech | 2-6 | .250 | 11-10 | .524 |
| Georgia Tech | 2-7 | .222 | 12-9 | .571 |
| Boston College | 2-7 | .222 | 10-12 | .455 |

AWARDS IN 2012-13

Durand Scott

ACC Player of the Week - Dec. 17
ACC Player of the Week - Jan. 28

Shane Larkin

Bob Cousy Award finalist
Oscar Robertson National Player of the Week - Feb. 4
ACC Player of the Week - Feb. 4

Coach Larranaga

Dick Vitale Coach of the Week - Jan. 28

SERIES INFORMATION

| | |
|-------------------------|--------------------|
| Overall | Miami trails 3-18 |
| Games at Miami | 1-7 |
| Games at Chapel Hill | 2-9 |
| Games on neutral courts | 0-2 |
| Current streak | Miami won 1 |
| Last meeting | 1/10/13 – UM 68-59 |
| Larranaga at UM vs. UNC | 1-2 |

DID YOU KNOW

The Hurricanes have made at least one trey in 821 of 825 games since the NCAA adopted the 3-point shot in 1986.

Miami has held 678 of its last 679 opponents to less than 100 points. UNC was the last team to score 100+, defeating UM 105-64 on Jan. 31, 2007.

Miami boasts five players 6-foot-10 or taller, and five players at 6-6 or 6-5.

27 of 28 Miami Hurricane basketball players have graduated from UM during the last eight years.

Miami basketball ranks 80th-90th percentile in NCAA men's basketball with a 980 APR (academic progress rate).

In 2008 & 2009, Jack McClinton was named first team All-ACC & named to the ACC's All-Academic Team.

Six-time NBA All Star Amar'e Stoudemire recently enrolled at UM and is taking classes to earn his bachelor's degree.

Shane Larkin was named to the ACC All-Freshman Team in 2011-12.

Coach L led the George Mason Patriots to the Final Four with big wins over some of basketball's elite teams such as Michigan State, UNC, and UConn. He was the first coach to take a mid-major to a Final Four in 27 years when his team advanced in 2006.

Miami is one of only three schools in the country sponsored by Nike's LeBron brand.

The Canes have averaged 20+ wins in each of the last five seasons.

Coach L became the first Miami Coach to win 20 games in his first season at The U.

Over 90 percent of Miami Hurricane basketball games were televised last season, including every ACC contest.

Five of the last 12 National Championship teams have been from the ACC.

Three Canes earned all-ACC honors last season, Shane Larkin (freshman), Kenny Kadji,(third) Durand Scott (H.M.).

Summer at the U include competitive pickup games and workouts alongside such players as Carlos Boozer, Chris Bosh, Kevin Durant, Kyrie Irving, Joe Johnson, Chris Paul, and LeBron James.

Former Cane Rick Barry was named one of the Greatest Players in NBA History.

Miami native and former Cane James Jones won the 2010-2011 NBA All-Star Weekend 3-Point Contest and the NBA Championship in the 2011-2012 season.

UM is in its ninth season in the ACC.

UM has played in the postseason 13 of the past 18 years, five of which were in the NCAA Tournament.

The Hurricanes have advanced to the postseason six times in eight seasons, with five NIT appearances and one NCAA appearance.

In 14 years at George Mason, Larranaga led the Patriots to five NCAA Tournament appearances (2011, 2008, 2006, 2001, 1999), including the 2006 Final Four.

LARKIN A BOB COUSY AWARD FINALIST

Shane Larkin has been named a Bob Cousy Award finalist, listing the sophomore as one of the top 12 point guards in the nation. Larkin joins ACC peer Lorenzo Brown (NC State) and 2012-13 opponent Keith Appling (Michigan State) on the list.

CANES AT HOME IN THE ACC

Miami is on a seven-game home ACC winning streak, dating back to last season. The Canes have defeated Wake Forest, Florida State, Boston College (2x), Maryland, Duke and Florida State at the BankUnited Center in that span. Miami's last home ACC loss was Feb. 15, 2012, when North Carolina defeated the Canes 73-64. Coach L is 18-7 overall in ACC play at Miami, including 10-2 at home and 8-5 on the road. Miami was 6-2 at the BUC in league play last year.

CANES DEFEND HOME COURT

The Hurricanes are 10-0 at the BankUnited Center in 2012-13 and are 117-47 overall in the BUC. The Hurricanes have notched double-digit home wins at the BankUnited in six-straight seasons and nine times in 10 full seasons calling the arena home.

HOME COURT ADVANTAGE

Miami has shot better than 42 percent from the field in nine of its 10 home games, shooting a season-high 59.0 percent vs. Jacksonville. The Canes shot 56.9 percent against No. 1 Duke, hitting 58.6 percent in the first half and 55.2 percent in the second. Miami was consistent vs. Detroit hitting 14-27 shots (51.9 %) in both the first and second halves. The Canes have shot better than 60 percent in two home second halves, with 63.6 percent vs. SU and 62.5 percent vs. JU.

SELLING OUT THE BANKUNITED CENTER

Miami posted capacity crowds of 7,972 fans in wins over Florida State (1/27) and No. 1 Duke (1/23), the first time in program history that there have been back-to-back sellouts at the BankUnited Center.

| Date | Opponent | Total |
|----------------------|----------------|-------|
| 01/27/13 | Florida State | 7,972 |
| 01/23/13 | Duke | 7,972 |
| 02/13/11 | Duke | 7,972 |
| 02/26/12 | Florida State | 7,261 |
| 02/15/09 | North Carolina | 7,200 |
| 01/31/10 | Virginia Tech | 7,189 |
| 02/15/12 | North Carolina | 7,071 |
| Opening night | | |
| 01/04/03 | North Carolina | 6,826 |

FIRSTS IN MIAMI BASKETBALL HISTORY

Miami basketball has encountered many "firsts" under Coach L. **2012-13**

- Defeated a No. 1 team (Duke).
- Ranked No. 8, tying the school's highest AP rank.
- Defeated all three teams in The Triangle: UNC, Duke and NC State.
- Defeated three teams in the Top 20 since joining the ACC. The last time was in 1999-00.
- Won at NC State in Raleigh.
- Defeated Duke twice within 12 months.
- 9-0 start in conference play.
- Ranked in top-15 since joining the ACC.
- Tied school-best nine ACC victories, set last season.
- Three capacity crowds: vs. Duke, FSU and UNC.
- Students camped out for a game (Duke) more than four hours before tipoff. Then did it again for game vs. Florida State.

2011-12

- Most ACC wins since joining the conference (9).
- Tied for fourth in ACC, the highest ACC finish in school history.
- Notched Miami's first win at Cameron Indoor Stadium.

LARKIN ACC AND NATIONAL PLAYER OF THE WEEK

Sophomore Shane Larkin has earned Oscar Robertson National Player of the Week by the USBWA and ACC Player of the Week honors after leading the Canes to a pair of conference road wins against Virginia Tech and No. 19 NC State.

The sophomore averaged 19.0 points, 4.0 assists, 4.0 steals, 3.0 rebounds and 1.0 blocks in 38.5 minutes per game for the No. 14/15

Miami Hurricanes. Larkin hit 60.9 percent (14-23) from the field and hit 7-15 (46.7%) from distance in his two outings.

At Virginia Tech, Larkin had 25 points, hitting a career-high five 3-pointers. At 5-11, Larkin used his 43-inch vertical to block back-to-back Hokie shots, his first-ever game with a pair of swats. The sophomore played all 40 minutes for Miami, tallying a trio of rebounds, assists and steals.

Against No. 19/19 NC State, Larkin notched five steals and five assists while pulling down three rebounds. He recorded 13 points, hitting 55.6 percent from the field, including a pair of 3-pointers.

MIAMI DEFEATS THE NORTH CAROLINA TRIANGLE

For the first time in history, Miami has defeated all three teams in The Triangle - North Carolina, Duke and North Carolina State. In 2008, Miami downed both Duke and NC State, but couldn't topple UNC. The Canes have defeated the three teams by a total of 37 points, this season. In Miami's nine previous wins over teams in The Triangle, the Canes outscored those teams by a total of 58 points.

| Opponent | Date | UM | Score | Location |
|----------|----------|----|------------|----------|
| Duke | 12/21/62 | W | 71-69 | H |
| UNC | 1/4/03 | W | 64-61 (OT) | H |
| NC ST | 1/9/05 | W | 67-66 | H |
| UNC | 1/14/06 | W | 81-70 | A |
| NC ST | 2/10/07 | W | 80-65 | H |
| Duke | 2/20/08 | W | 96-95 | H |
| NC ST | 3/13/08 | W | 63-50 | N |
| NC ST | 3/7/09 | W | 72-64 | H |
| Duke | 2/5/12 | W | 78-74 (OT) | A |
| UNC | 1/10/13 | W | 68-59 | A |
| Duke | 1/23/13 | W | 90-63 | H |
| NC ST | 2/2/13 | W | 79-78 | A |

GAME WRAP: MIAMI VS. BOSTON COLLEGE

Miami hit 11 shots from distance in the game against Boston College, the most this season for the Canes. The previous high was nine, four times this campaign. Miami was 11-22 from three, the second time the Canes have shot better than 50 percent, along with the 56.3 (9-16) percent against Michigan State. UM outrebounded BC by 12, the fifth game Miami has a +10 or more margin this season. Miami had 16 assists on 27 made field goals. Rion Brown tied his career high of 22 points and his five made 3-pointers are his season-best.

CANES IN THE TOP 10

| WEEK | AP POLL | USA TODAY/ESPN (1997-2013) | UPI POLL (1960-97) |
|------------|----------------------------|----------------------------|--------------------|
| 2/4/13 | 8th (1,132 pts) | | 11 (485 pts) |
| 3/1/60 | 8th (7 first place votes) | | — |
| 2/24/60 | 9th (2 first place votes) | | — |
| 3/1/99 | 9th (1230 pts) | | 10th (473 pts) |
| 3/8/99 | 10th (1089 pts) | | 12th (444 pts) |
| 2/10/60 | 10th | | — |
| 2/16/60 | 10th (3 first place votes) | | — |
| 1960 Final | 10th | | — |

CANES IN THE TOP 25 SINCE JOINING ACC (2004-05)

| Week | AP | USA TODAY/ESPN |
|----------------|------------------|-----------------|
| 2007-08 | | |
| 12/17/07 | 22 (274 pts) | 22 (98 pts) |
| 12/24/07 | 19 (443 pts) | 19 (188 pts) |
| 1/7/08 | 25 (85 pts) | RV (21pts-27) |
| 1/14/08 | 21 (286 pts) | 24 (84 pts) |
| 2008-09 | | |
| Preseason | 17 (570 pts) | 16 (233 pts) |
| 11/17/08 | 17 (591 pts) | 16 (238 pts) |
| 11/24/08 | 22 (272 pts) | 21 (146 pts) |
| 12/1/08 | 21 (309 pts) | 22 (158 pts) |
| 12/8/08 | RV (63 pts-29th) | 25 (69 pts) |
| 2009-10 | | |
| 1/11/10 | 23 (189 pts) | RV (8 pts-35th) |
| 2012-13 | | |
| 1/21/13 | 25 (93 pts) | RV (49 pts) |
| 1/28/13 | 14 (894 pts) | 15 (326 pts) |
| 2/4/13 | 8 (1,132 pts) | 11 (485 pts) |

PLAYER TRENDS

RAPHAEL AKPEJIORI

- Played more than six minutes in five of his last nine outings after beginning the season only playing 11 minutes total in four games.
- Grabbed a rebound in all but five of his 13 appearances.

RION BROWN

- Scored in double digits three times this year.
- Shot better than 43 percent from the field seven times, including 81.8 percent (9-11) at Georgia Tech.
- Hit multiple 3-pointers five times.
- Dished out an assist 13 times and started the season with six-straight games with a handout.

JULIAN GAMBLE

- Opened the season a perfect 4-4 from the field in his first game back from knee surgery.
- In the 15 games he has started, is averaging 8.2 points, 6.5 rebounds and 2.5 blocks in 25.0 minutes. In the other six games, Gamble posted 2.3 points, 1.7 rebounds and 0.3 blocks in 10.5 minutes.
- Recorded one double-double this season and missed his second with 11 points and nine rebounds against Indiana State.
- Scored in double digits four times.
- Made at least 40 percent of his shots from the field in 14 games.
- Grabbed at least five rebounds in 11 games and in 10 of the last 13 outings.
- Has more or equal offensive rebounds than defensive rebounds in six games.
- Blocked a shot in 11 straight games and 15 total games. He has recorded multiple blocks 12 times and at least four blocks four times.
- One of six Hurricanes to pull down double-digit rebounds in a game (Larkin, Kadji, Johnson, Gamble, Scott, McKinney Jones).

TONYE JEKIRI

- Played at least six minutes in 15 of his 19 games.
- Hit a free throw against Florida Gulf Coast for his first career point. He also grabbed his first two rebounds that night.
- Recorded his first field goal at UCF.
- Pulled down a rebound in 14 games, including nine-straight appearances.

REGGIE JOHNSON

- Recorded four double-doubles in 11 games played this season.
- Scored in double digits five times, including 22 points in the season opener against Stetson.
- Grabbed at least nine rebounds in all but five games.
- Dished out an assist in eight of 12 games.
- Blocked a shot in eight games, and recorded at least three blocked shots in three outings.
- One of six Hurricanes to pull down double-digit rebounds in a game (Larkin, Kadji, Johnson, Gamble, Scott, McKinney Jones).

KENNY KADJI

- Recorded four double-doubles this season and missed a double-double by either one or two rebounds in four outings.
- Scored in double digits in 12-straight games and in 18 games total.
- Shot better than 43 percent from the field in 12 outings, and better than 40 percent from distance eight times, including 3-of-3 vs. Charlotte.
- Hit multiple 3-pointers in eight games, and in five of last eight outings. He has hit a three in all but five games.
- Grabbed at least five rebounds in 16 games, including 13 of the last 16 outings. He has recorded more or equal offensive rebounds than defensive rebounds in five games.
- Dished out at least one assist 11 times.
- Blocked a shot in all but four games and in nine of last 11 games. He has multiple blocks in nine games and at least three in three outings.
- One of six Hurricanes to pull down double-digit rebounds in a game (Larkin, Kadji, Johnson, Gamble, Scott, McKinney Jones).

SHANE LARKIN

- Has a steal in every game but the season opener, and has multiple steals in 13 games. Has three or more steals in eight games.
- Dished out three or more assists in 17 games, five or more 11 times.
- Even as a 5-10 point guard, Shane Larkin has grabbed at least four rebounds in 12 games.
- Recorded a 3-pointer in all but two games and multiple threes in 12 games. Hit 5-of-10 threes at Virginia Tech.
- Shot 50 percent for better from the field in 11 games.

TREY MCKINNEY JONES

- Scored in double digits in 13 total games.
- Shot better than 45 percent from the field in eight games and better than 32 percent from distance in 12 outings.
- Hit multiple 3-pointers in nine games.
- Leads the team with his 86.8 percent clip at the free throw line. He has been perfect from the line in 11 outings, topped with 7-of-7 at Hawai'i and 6-of-6 vs. Jacksonville.
- One of six Hurricanes to pull down double-digit rebounds in a game (Larkin, Kadji, Johnson, Gamble, Scott, McKinney Jones).
- Grabbed at least four rebounds in 10 outings.
- Dished out an assist in all but three games, multiple assists in 12 games and set a career high mark of seven against Maryland.

DURAND SCOTT

- Has scored 10 or more points in 76 of his last 91 games and his 1,466 career points are tops among active ACC players.
- Shot 50 percent for better from the field in nine games.
- Hit multiple free throws in 11 games.
- At least three assists in 11 games and at least four in eight outings.
- Recorded multiple steals in 11 games.
- Started the season with eight of nine games scoring 15 points or more.
- One of six Hurricanes to pull down double-digit rebounds in a game (Larkin, Kadji, Johnson, Gamble, Scott, McKinney Jones).

ERIK SWOOPE

- Played at least five minutes in eight of his 15 games.
- Grabbed four rebounds three times this season and has pulled down at least one rebound in eight of 15 outings.
- Perfect 3-of-3 from the field against Jacksonville, scoring seven points in 16 minutes.
- Hit his only three-point attempt, which was at UCF.

CANES IN THE NCAA TOURNAMENT

| Season | Coach | Overall | Conf. | Record |
|---------|------------------|---------|-------|--------|
| 1959-60 | Bruce Hale | 23-4 | | 0-1 |
| 1997-98 | Leonard Hamilton | 18-10 | 11-7 | 0-1 |
| 1998-99 | Leonard Hamilton | 23-7 | 15-3 | 1-1 |
| 1999-00 | Leonard Hamilton | 23-11 | 13-3 | 2-1 |
| 2001-02 | Perry Clark | 24-8 | 10-6 | 0-1 |
| 2007-08 | Frank Haith | 23-11 | 8-8 | 1-1 |

20-WIN SEASONS AT MIAMI

| Season | Coach | Overall | Conf. | W-L | Postseason |
|---------|------------------|---------|----------|------|------------|
| 1946-47 | Hart Morris | 20-7 | | | |
| 1959-60 | Bruce Hale | 23-4 | | | NCAA |
| 1960-61 | Bruce Hale | 20-7 | | | NIT |
| 1962-63 | Bruce Hale | 23-5 | | | NIT |
| 1963-64 | Bruce Hale | 20-7 | | | NIT |
| 1964-65 | Bruce Hale | 22-4 | | | |
| 1998-99 | Leonard Hamilton | 23-7 | BIG EAST | 15-3 | NCAA |
| 1999-00 | Leonard Hamilton | 23-11 | BIG EAST | 13-3 | NCAA |
| 2001-02 | Perry Clark | 24-8 | BIG EAST | 10-6 | NCAA |
| 2007-08 | Frank Haith | 23-11 | ACC | 8-8 | NCAA |
| 2009-10 | Frank Haith | 20-13 | ACC | 4-12 | |
| 2010-11 | Frank Haith | 21-15 | ACC | 6-10 | NIT |
| 2011-12 | Jim Larrañaga | 20-13 | ACC | 9-7 | NIT |

FIRSTS UNDER JIM LARRAÑAGA

First game: Nov. 11, 2011 vs. Tennessee Tech. W, 69-58.
 First starting lineup: Malcolm Grant, Durand Scott, Garrius Adams, Erik Swoope, Kenny Kadji.
 First opening tip: Miami – Kenny Kadji.
 First UM FG: 18:38, Durand Scott, 3-pointer.
 First lead: 18:38, 3-0.
 First halftime score: Tennessee Tech 32, Miami 27.
 First win: Nov. 11, 2011. Miami 69, Tennessee Tech 58.
 Attendance at first game: 3,600.
 First loss: Nov. 25, 2011 at Ole Miss, 64-61 (OT).
 First road win: Dec. 22, 2011 at Charlotte, 76-61.
 First ACC game: Jan. 7, 2012 at Virginia, L, 52-51.
 First ACC win: Jan. 18, 2012 vs. Clemson, 76-73.

**JIM LARRAÑAGA = PROGRAM CHANGER
 In Coach L's 14 Seasons at George Mason ...**

- .626 winning percentage
- 13 straight winning seasons
- A Final Four appearance
- 5 trips to the NCAA tournament
- 9 postseason appearances
- First national ranking
- First appearance in Top 10
- First wins over Top 10 teams
- Winningest coach in league history

Seven Seasons before Coach L at GMU...

- .340 winning percentage
- 7 straight losing seasons
- 0 postseason appearances
- Worst team in the CAA

WEIGHT ROOM GAINS

UM has made great strides in the weight room since the arrival of Coach Jim Larrañaga and strength & conditioning coach Jim Krumpos. When Krumpos first arrived at Miami in the spring of 2011, the team bench pressed an average of 231 pounds. By the fall of 2011, that number jumped to 257 lbs, and in the fall of 2012, the Canes are benching 270. In the vertical jump, the players averaged 32.4 inches in the spring of 2011, 34.4 inches in the fall of 2011 and are now at 35 inches. The team also averages 270 lbs. in the front squat. Some impressive individual numbers include: Bishop Daniels gained six inches on his vertical jump; Kenny Kadji lost 20 pounds and gained strength; Erik Swoope benches 340 pounds.

MIAMI'S 2012-13 RECORD WHEN...

| Record | Overall | ACC |
|-----------|---------|-----|
| All games | 18-3 | 9-0 |
| Home | 10-0 | 4-0 |
| Away | 8-1 | 5-0 |
| Neutral | 0-2 | |

| | | |
|----------|-----|-----|
| November | 4-1 | |
| December | 4-2 | |
| January | 8-0 | 7-0 |
| February | 2-0 | 2-0 |
| March | | |
| April | | |

| | |
|----------------------------------|------|
| Vs. Top 10 opponents | 1-1 |
| Vs. Top 25 opponents | 3-1 |
| Vs. RV opponents | 2-0 |
| Vs. teams over .500 on game day | 15-2 |
| Vs. teams under .500 on game day | 1-1 |
| Vs. teams at .500 on game day | 2-0 |
| While UM is in the top 25 | 5-0 |
| While UM is RV (only) | 6-2 |
| In overtime games | 0-1 |

| | |
|---------------------------------------|------|
| Leading at halftime | 11-1 |
| Trailing at halftime | 6-2 |
| Tied at halftime | 1-0 |
| Single overtime | 0-1 |
| Double overtime | -- |
| Leading with 2:00 left in regulation | 16-1 |
| Trailing with 2:00 left in regulation | 2-2 |
| Tied with 2:00 left in regulation | -- |

| | |
|---------------------------------------|------|
| UM shoots 50% or better from field | 4-0 |
| UM shoots 40-49% from field | 13-0 |
| UM shoots under 40% from field | 1-3 |
| Opp. shoots 50% or better from field | 1-0 |
| Opp. shoots 40-49% from field | 6-2 |
| Opp. shoots under 40% from field | 10-1 |
| UM shoots 70% or better from the line | 6-0 |
| UM shoots less than 70% from the line | 12-3 |

| | |
|--------------------------|------|
| UM has more 3-point FGs | 10-1 |
| UM has fewer 3-point FGs | 8-2 |
| 3-point FGs are even | -- |

| | |
|---|------|
| Four or more Canes in double figures | 11-0 |
| Three Canes score in double figures | 6-2 |
| Two or less Canes score in double figures | 1-1 |

| | |
|-------------------------------------|------|
| UM outrebounds opponent | 13-1 |
| Opp. outrebounds UM | 5-2 |
| Tied in rebounds | -- |
| UM records 10 or more steals | 3-1 |
| UM records 15 or more assists | 6-0 |
| UM commits less than 15 turnovers | 16-2 |
| UM commits 15 or more turnovers | 2-1 |
| UM commits less turnovers than opp. | 9-3 |
| UM commits more turnovers than opp. | 6-0 |
| Tied in turnovers | 3-0 |

| | |
|--------------------------------|------|
| UM scores 59 points or less | 1-3 |
| UM scores between 60-69 points | 4-0 |
| UM scores between 70-79 points | 11-0 |
| UM scores between 80-89 points | 1-0 |
| UM scores between 90-99 points | 1-0 |
| UM scores 100 or more points | -- |

| | |
|--|------|
| Playing during the afternoon | 4-1 |
| Playing in the evening (5 p.m. or later) | 14-2 |
| Games decided by three points or less | 2-1 |
| Games decided by four to 10 points | 5-0 |
| Games decided by 11-20 points | 6-2 |
| Games decided by more than 20 points | 5-0 |

MIAMI VS. THE ACC IN THE COACH L ERA

After defeating NC State on Feb. 2, Miami has defeated all but one ACC opponent at least once in the Coach L era, still playing for a win against Virginia. Miami plays UVA Feb. 19 in Coral Gables. UM lost once on the road to Virginia last season.

In his first season at UM, Coach Larrañaga and the Canes defeated eight of their 11 ACC opponents at least once. Coach L added two more teams this season, downing both UNC and NC State on their home courts. Last season Miami beat Boston College in both meetings, and downed five teams in their sole matchup - Clemson, Duke, Virginia Tech, Georgia Tech and Wake Forest. UM split games with Maryland and Florida State, but lost to North Carolina (twice), NC State (twice) and Virginia.

MIAMI LEADS ACC WITH 9-0 RECORD

Miami leads the ACC with a 9-0 mark in the league, the best start for an ACC team in conference play since Duke was 10-0 to begin the 2007-08 campaign.

Miami is the first team not named Duke or North Carolina to start 7-0 in conference since Virginia in 1981, when Coach L was an assistant with the Cavaliers.

This is the first time the Canes have started conference play 9-0 since joining a league in 1991. UM was independent until the 1991-92 season, when the Canes joined the BIG EAST.

CANES IN THE POLLS

On Jan. 28, Miami made a historic climb in the national polls jumping 11 spots in the AP Poll and entering the USA TODAY poll for the first time since December 2008, posting a No. 14/15 ranking. According to the Associated Press, Miami's climb in the AP Poll was tied for the second-largest since the poll expanded to 25 teams in 1989-90. Arizona holds the record for the biggest rise, jumping 15 spots in November 1995. Miami's late-January rise is the second-latest behind UConn's +12 jump in March of 2011 after winning the BIG EAST Tournament.

Miami is now No. 8/11, tying the school's highest rank in the AP and one spot shy of the USA TODAY record. Miami's highest AP rank was No. 8, on March 1, 1960 and highest USA TODAY rank is No. 10 on March 1, 1999.

CANES NUMBERS AGAINST RANKED TEAMS

In four games against ranked teams, Miami is 3-1 with wins over No. 13/14 Michigan State, No. 1 Duke and at No. 19 NC State, and a loss in Honolulu to No. 4/5 Arizona. *See the complete stat sheet on page 9 of the notes.*

In those four games, Durand Scott is averaging 18.3 points, 4.5 rebounds and 2.3 assists per game while shooting 55.6 percent from the floor and 41.7 percent from distance. Kenny Kadji has 14.5 points, 4.5 rebounds and 1.0 blocks while shooting 59.5 percent from the field. Shane Larkin is averaging 14.0 points, 4.0 rebounds, 3.8 assists and 4.0 steals while shooting 52.4 percent from the field and 42.9 from distance. Reggie Johnson has 9.0 points and 8.0 rebounds in his three games (MSU, Duke and NC State).

MIAMI DURING THE CURRENT 10-GAME WINNING STREAK

• UM is currently riding a nine-game winning streak. *See the complete stat sheet on page 9 of the notes.*

• Miami's last 10-game winning streak was in 2007-08, when the Canes started the season 12-0. UM went on to a 23-11 record and an appearance in the NCAA tournament.

• The Canes have won five road games, all against ACC opponents. • Miami has outrebounded seven of 10 opponents, posting a +4.7 margin. UM posted +12 against FSU and Boston College, and +8 against Duke.

• UM has trailed at the half in five games, including being down by six points vs. La Salle and at NC State, three at VT and by two points at UNC and BC.

• Miami has outshot its opponents 45.6 percent to 37.7 percent from the field.

• UM has made 2.1 more 3-pointers (7.6-5.5) per game.

• The Canes have posted 6.9 steals and 5.6 blocks per game, compared to 5.6 spg and 2.8 bpg by the opponents.

• Miami has outscored its opponents 392-300 in the second half.

• Three players are averaging at least 10 points and four Canes have at least 5.2 rebounds per night.

• Kenny Kadji leads the way with 15.1 points. Reggie Johnson has 7.6 rebounds in his five of 10 outings during the streak.

MIAMI'S LARGEST IN 2012-13

| | |
|-------------------------|-----------------------------|
| Lead | 34 vs. Duke, 1/23 |
| Deficit | 26 vs. Arizona, 12/23 |
| Margin of Victory | 31 vs. Charlotte, 12/14 |
| Margin of Defeat | 19 vs. Arizona, 12/23 |
| Halftime Lead | 23 vs. Duke, 1/23 |
| Halftime Deficit | 12 vs. Arizona, 12/23 |
| Deficit in Win | 12 at Virginia Tech, 1/30 |
| Halftime Deficit in Win | 6 vs. La Salle, 1/2 |
| Lead in Loss | 10 at FGCU, 11/13 |
| Halftime Lead in Loss | 2, vs. Indiana State, 12/25 |

DOUBLE-DOUBLES in 2012-13

| Julian Gamble | | | |
|----------------|------------------|------|------|
| 12/22/12 | vs. Hawai'i | 16 p | 13 r |
| Reggie Johnson | | | |
| 11/09/12 | vs. Stetson | 22 p | 11 r |
| 11/28/12 | vs. Michigan St. | 10 p | 11 r |
| 12/01/12 | at UMass | 19 p | 13 r |
| 12/18/12 | at UCF | 16 p | 13 r |
| Kenny Kadji | | | |
| 11/09/12 | vs. Stetson | 12 p | 12 r |
| 11/24/12 | vs. Detroit | 14 p | 11 r |
| 01/02/13 | vs. La Salle | 14 p | 11 r |
| 01/05/13 | at Georgia Tech | 11 p | 14 r |
| Shane Larkin | | | |
| 1/23/13 | vs. Duke | 18 p | 10 r |
| Durand Scott | | | |
| 12/14/12 | vs. Charlotte | 16 p | 12 r |

20-POINT GAMES IN 2012-13

| | | | |
|----|----------------|----------|--------------------|
| 27 | Shane Larkin | 11/16/12 | vs. Jacksonville |
| 25 | Shane Larkin | 1/30/13 | at Virginia Tech |
| 25 | Durand Scott | 01/23/13 | vs. Duke |
| 22 | Kenny Kadji | 01/23/13 | vs. Duke |
| 22 | Reggie Johnson | 11/09/12 | vs. Stetson |
| 22 | Rion Brown | 02/05/13 | vs. Boston College |
| 22 | Rion Brown | 01/05/13 | at Georgia Tech |
| 20 | Durand Scott | 12/22/12 | at Hawai'i |

AT THE BANKUNITED CENTER (BUC)

| Year | Season | Cumulative |
|----------|--------|------------|
| 2002-03* | 4-5 | |
| 2003-04 | 10-8 | 14-13 |
| 2004-05 | 11-5 | 25-18 |
| 2005-06 | 11-5 | 36-23 |
| 2006-07 | 8-7 | 44-30 |
| 2007-08 | 14-2 | 58-32 |
| 2008-09 | 12-4 | 70-36 |
| 2009-10 | 12-4 | 82-40 |
| 2010-11 | 13-4 | 95-44 |
| 2011-12 | 12-3 | 107-47 |
| 2012-13 | 10-0 | 117-47 |

OVERALL ACC RECORD IN BUC 112-48

*Opening Day at the BankUnited Center
Jan. 4, 2003 vs. North Carolina, W,OT 64-61

LED (TIED) THE TEAM IN....

| | Points | Rebounds | Assists | Steals | Blocks |
|----------------|--------|----------|---------|--------|--------|
| Akpejori | - | - | - | (1) | - |
| Daniels | - | - | - | 1 (1) | - |
| Brown | 2 | 1 | - | (1) | (1) |
| Gamble | - | 2 (1) | - | (1) | 6 (4) |
| Jekiri | - | - | - | - | 1 |
| Johnson | 2 | 7 | - | (1) | 3 (1) |
| Kadji | 5 | 4 (2) | - | 1 (1) | 5 (5) |
| Larkin | 3 (2) | 2 (1) | 13 (3) | 5 (9) | - |
| McKinney Jones | 2 | 1 | 2 | 2 (2) | - |
| Scott | 5 (2) | 1 (1) | 3 (2) | 2 (5) | - |
| Swoope | - | - | - | - | (1) |

MBB INKS BURNETT AND REED TO NLI

Jim Larrañaga has announced the signing of Deandre Burnett and Davon Reed to National Letters of Intent, on Nov. 20.

Burnett is a 2012 Parade All-American, one of only two players from the state of Florida and one of five Atlantic Coast Conference recruits to earn the honor. Originally from Florida, Burnett is currently attending Massanutten Military Academy (Va.).

At 6-1, 190 pounds, the shooting guard averaged 36.2 points, six rebounds and four assists per game as a senior at Carol City High School in Miami Gardens, Fla. The fourth leading scorer in the nation notched 45 points three times in his final prep season, earning first team Miami-Dade County honors as a junior while leading the Chiefs to an 18-4 record. He has averaged more than 20 points per game since his sophomore campaign.

Burnett played AAU ball for Team U and is touted for his ability to attack the basket in transition, score through contact and pressure the ball full court.

Burnett chose Miami over offers from Virginia, Mississippi, South Carolina, La Salle, FAU, Georgia Southern, FIU and Stetson. He is Larrañaga's third signee from the state of Florida, joining current Hurricanes sophomore Shane Larkin (Dr. Phillips) and freshman Tonye Jekiri (Champagnat).

Reed, a native of Princeton, N.J., is a four-star swingman listed as a Top 100 player (No. 97) by Rivals.com and No. 78 in the Class of 2013 by ESPN. He is the third-best talent in New Jersey and 18th best nationally at the shooting guard position, according to ESPN.com and Rivals ranks him as 24th among shooting guards.

He is a 6-6, 195-pound guard who averaged 27 points and nine rebounds per game for Princeton Day School (N.J.) last season. He enters his senior season with 1,473 points in 78 career games, an 18.9 ppg clip.

He is a multidimensional, athletic player who can handle the ball, has a solid shot and can defend the perimeter. He can play the 2 or the 3, and can defend the 1, 2 or 3 positions.

This summer, Reed participated in the Kevin Durant Skills Academy and played the AAU circuit with Team Final from New Jersey.

Reed chose Miami over offers from Wake Forest, Cincinnati, Xavier and Memphis, among others.

ACC COACHES TELECONFERENCE

The 12 ACC head basket-ball coaches will be featured on nine Monday teleconferences during the 2012-13 season. The season's first teleconference will take place on Jan. 7, 2013, and continue through March 11. Each coach will have 10 minutes to make an opening statement and answer questions. There will be an instant replay of each teleconference on the Conference's internet site TheACC.com each Monday afternoon.

| | |
|---------------------------------|--------------|
| Jeff Bzdelik, Wake Forest | 10:30 |
| James Johnson, Virginia Tech | 10:40 |
| Tony Bennett, Virginia | 10:50 |
| Mark Gottfried, NC State | 11:00 |
| Roy Williams, North Carolina | 11:10 |
| Jim Larrañaga, Miami | 11:20 |
| Mark Turgeon, Maryland | 11:30 |
| Brian Gregory, Georgia Tech | 11:40 |
| Leonard Hamilton, Florida State | 11:50 |
| Mike Krzyzewski, Duke | 12:00 |
| Brad Brownell, Clemson | 12:10 |
| Steve Donahue, Boston College | 12:20 |
| Media Phone Number: | 913-312-0641 |

MIAMI QUICK HITS

- Coach L is 18-7 overall in ACC play at Miami, including 10-2 at home and 8-5 on the road. He is 1-1 in the ACC Tournament and 1-1 in the NIT. His head coaching career also includes a 14 years at George Mason (1997-2011), an 11-year stint at Bowling Green (1987-97) and two seasons at American International (1977-79).

- The Canes defense is holding opponents to less than 60 points per game (57.3) in ACC play. Overall, Miami has held 13 teams to less than 60 points this season, including eight of the last 11 opponents (Duke scored 63 and VT notched 64). In Larrañaga's two-year tenure, UM has held 25 teams to less than 60 points.

- Miami has trailed in 14 of its 18 wins, including an 12-point deficit at Virginia Tech late in the first half.

- Miami has outscored its opponents 640-522 in the paint, topping out at 50 at NC State.

- Miami has made more 3-pointers than its opponent in 12 of 21 games this season. In 2011-12, UM tied or hit more from distance in 26 of 33 games.

- Miami has shot better than 45 percent from the floor in 23 halves this season and overall in 14 games.

- Only 14 opponents - three this season - have shot 45 percent or better from the floor against UM since Jim Larrañaga became the head coach.

- Miami has held 25 opponents (9 ACC) to less than 60 points since Larrañaga arrived.

- The Canes have held 33 opponents to less than 41 percent from the field under Coach L, including 15 of 21 this season. This season four opponents have not shot 31 percent, including No. 1 Duke.

LARKIN IMPROVES IN YEAR TWO

Sophomore Shane Larkin has drastically improved his stat line in his second year with the Canes, averaging 12.8 ppg, 4.1 assists, 4.2 rpg and 2.3 steals through 21 games. In those 21 games, Larkin has already surpassed last season's 33-game totals of 32 3-point field goals, 81 assists and is two short of his 50 total steals.

| Category | 2011-12 (33g) | '11-12 (21g) | '12-13 (21g) |
|---------------------|---------------|--------------|--------------|
| Points | 7.4 | 7.6 | 12.8 |
| FG Percent | 36.0 | 38.7 | 47.2 |
| 3-Point Field Goals | 32 | 26 | 38 |
| Assists | 81 | 56 | 86 |
| Steals | 50 | 38 | 48 |
| Rebounds | 2.5 | 2.5 | 4.2 |
| Minutes | 25.6 | 25.4 | 36.0 |

UNDEFEATED IN JANUARY

Miami was a perfect 8-0 in January, posting a 7-0 ACC record. The last time UM was undefeated for an entire month was November 2009, when Miami was 7-0 in non-conference play. In conference action, Miami was 8-0 in February 1999.

HOLDING OPPONENTS TO LESS THAN 50 PERCENT

Miami has allowed only one opponent to shoot better than 50.0 percent from the field this season - NC State hit 53.8 percent of its shots. Florida Gulf Coast hit 25-51 for the second-highest mark of 49.0 percent. Miami has hit more than half of their shots four times, including 59.0 percent vs. Jacksonville and 56.9 percent vs. No. 1 Duke.

TEAM EFFORT FROM THE CANES

Through 21 games, six players have led (or tied) for team highs in scoring, seven in rebounds, three in assists, eight in steals and six in blocks. *See page 5 of the notes for a complete listing.*

CANES IN THE PROS

| | |
|----------------|--------------------------------------|
| DeQuan Jones | Orlando Magic |
| James Jones | Miami Heat |
| John Salmons | Sacramento Kings |
| Jack McClinton | Fort Wayne Mad Ants (D-League) |
| Adrian Thomas | Bakersfield Jam (D-League) |
| Brian Asbury | Cajasol Banca Civica Sevilla (Spain) |
| Malcolm Grant | Wollongong Hawks (Australia) |
| Lance Hurdle | Wollongong Hawks (Australia) |
| Anthony King | Artland Dragons (Germany) |

2012-13 Record Chasers

REBOUNDS, CAREER

| | |
|----------------------------------|------------|
| 1. Rick Barry, 1962-65 | 1,274 |
| 2. Willie Allen, 1968-71 | 916 |
| 3. Harry Manushaw, 1958-61 | 914 |
| 7. Anthony King, 2003-08 | 824 |
| 8. Edwin Morris, 1955-58 | 787 |
| 9. Reggie Johnson, 2009-p | 769 |

BLOCKED SHOTS, CAREER

| | |
|------------------------------------|------------|
| 1. Constantin Popa, 1991-95 | 263 |
| 2. Tim James, 1995-99 | 224 |
| 3. Anthony King, 2003-08 | 219 |
| 7. Elton Tyler, 1997-2000, 2001-02 | 114 |
| 8. Reggie Johnson, 2009-p | 108 |

POINTS SCORED (FG-FT), CAREER

| | |
|---------------------------------------|--------------|
| 1. Rick Barry, 1962-65 (816-666) | 2,298 |
| 2. Eric Brown, 1985-89 (805-633) | 2,270 |
| 3. Don Curnutt, 1967-70 (813-380) | 2,006 |
| 10. Johnny Hemsley, 1996-00 (530-164) | 1,497 |
| 11. Guillermo Diaz, 2003-06 (516-271) | 1,477 |
| 12. Durand Scott, 2009-p | 1,466 |

ASSISTS, CAREER

| | |
|--------------------------------|------------|
| 1. Vernon Jennings, 1996-00 | 520 |
| 2. Kevin Norris, 1994-98 | 493 |
| 3. John Salmons, 1998-02 | 429 |
| 4. Kevin Presto, 1985-98 | 412 |
| 5. Thomas Hocker, 1987-90 | 384 |
| 6. Durand Scott, 2009-p | 370 |

GAMES STARTED, CAREER

| | |
|--------------------------------|------------|
| 1. Darius Rice, 2000-04 | 113 |
| 2. Durand Scott, 2009-p | 111 |

STEALS, CAREER

| | |
|--------------------------------|------------|
| 1. Kevin Norris, 1994-98 | 208 |
| 2. Vernon Jennings, 1996-00 | 199 |
| 3. John Salmons, 1998-02 | 192 |
| 7. Kevin Presto, 1985-89 | 154 |
| 8. Durand Scott, 2009-p | 146 |

STARTERS BY GAME

| SU | Larkin | Brown | McKinney Jones | Kadji | Johnson |
|-----------|--------|-------|----------------|-------|---------|
| FGCU | Larkin | Brown | McKinney Jones | Kadji | Johnson |
| JU | Larkin | Brown | McKinney Jones | Kadji | Gamble |
| Detroit | Larkin | Scott | McKinney Jones | Kadji | Gamble |
| MSU | Larkin | Scott | McKinney Jones | Kadji | Johnson |
| UMass | Larkin | Scott | McKinney Jones | Kadji | Johnson |
| Charlotte | Larkin | Scott | McKinney Jones | Kadji | Johnson |
| UCF | Larkin | Scott | McKinney Jones | Kadji | Johnson |
| Hawai'i | Larkin | Scott | Brown | Kadji | Gamble |
| Arizona | Larkin | Scott | Brown | Kadji | Gamble |
| Ind. St. | Larkin | Scott | McKinney Jones | Kadji | Gamble |
| LaSalle | Larkin | Scott | McKinney Jones | Kadji | Gamble |
| Ga. Tech | Larkin | Scott | McKinney Jones | Kadji | Gamble |
| UNC | Larkin | Scott | McKinney Jones | Kadji | Gamble |
| MD | Larkin | Scott | McKinney Jones | Kadji | Gamble |
| BC | Larkin | Scott | McKinney Jones | Kadji | Gamble |
| Duke | Larkin | Scott | McKinney Jones | Kadji | Gamble |
| FSU | Larkin | Scott | McKinney Jones | Kadji | Gamble |
| VT | Larkin | Scott | McKinney Jones | Kadji | Gamble |
| NC State | Larkin | Scott | McKinney Jones | Kadji | Gamble |
| BC | Larkin | Scott | McKinney Jones | Kadji | Gamble |

RECORD BY STARTING LINEUP

| | |
|---|------|
| Larkin, Scott, McKinney Jones, Kadji, Gamble | 11-1 |
| Larkin, Scott, McKinney Jones, Kadji, Johnson | 4-0 |
| Larkin, Brown, McKinney Jones, Kadji, Johnson | 1-1 |
| Larkin, Brown, McKinney Jones, Kadji, Gamble | 1-0 |
| Larkin, Scott, Brown, Kadji, Gamble | 1-1 |

WHO SCORED FIRST?

Miami is 6-0 when Kenny Kadji is the first Cane to score, and 5-0 when Durand Scott scores Miami's first points in the game. UM is 2-0 after Rion Brown or Shane Larkin score first, 1-1 with Trey McKinney Jones and 2-2 with Julian Gamble.

UM'S OFFENSIVE OUTPUT

Three players - Durand Scott, Kenny Kadji and Shane Larkin - are averaging double-digit points this season, while Reggie Johnson is at 9.8 and Trey McKinney Jones is at 9.6 ppg. When three or more Canes score in double digits, Miami is 16-2. UM is a perfect 11-0 when four or more Hurricanes have scored in double digits.

LARKIN IN THE AIR

At 5-11, sophomore point guard Shane Larkin grabbed 19 rebounds in two games with 10 against No. 1 Duke and nine vs. Florida State. He has pulled down at least four rebounds in eight of the last 11 games and 13 times this season.

Larkin also took flight offensively in the game against Duke, throwing down his first dunk of the season. Against Virginia Tech, Larkin blocked a pair of shots within six seconds of one another.

JOHNSON NEARING 1,000 POINTS

Reggie Johnson has totaled 983 career points in four seasons for the Canes. With 17 more points, he will be the 34th Cane to top the 1,000 point plateau, joining teammate Durand Scott on the list. Johnson is averaging 10.4 points and 9.1 rebounds this season. He has pulled down double-digit rebounds in six of the 11 games he has played.

GAMBLE STEPS UP IN ABSENCE OF JOHNSON

Julian Gamble moved into the starting lineup in the absence of Reggie Johnson and took full advantage of the opportunity. In nine games without Johnson, Gamble more than doubled his point production and increased his rebounds from less than two per game to 7.6 each night.

A year ago, Gamble didn't know if he'd be granted a sixth year of eligibility with the Canes. In his senior campaign, the native of Durham is posting career numbers, topping his junior year stats.

| | First 8 games | Without Reggie | Junior Year |
|----------|---------------|----------------|-------------|
| Minutes | 13.0 | 27.0 | 15.2 |
| Points | 4.3 | 8.9 | 4.0 |
| Rebounds | 1.8 | 7.5 | 3.4 |
| Blocks | 0.6 | 2.3 | 0.8 |

LARKIN'S STAT LINE AGAINST NO. 1 DUKE

Shane Larkin notched his first career double-double with 18 points (8-of-14) and 10 rebounds. He added five assists and a steal in 36 minutes. Larkin is the first player with 18+ pts, 10+ reb, 5+ ast in win vs. No. 1 team since Dwyane Wade in 2003 regional final vs. Kentucky.

COACH L COACHING TREE

- Jamie Angeli - assistant - Stetson women
- Joe Barer - head coach in high school
- Scott Cherry - head coach - High Point
- Bill Courtney - head coach - Cornell
- Kent Dernbach - assistant - University of Wisconsin Stephens Point
- Brian Ellerbe - former head coach - Michigan. Now assistant - DePaul
- Jerry Francis - former head coach - Prairie View. Now head coach - high school
- Mike Gillian - head coach - Longwood
- Stan Heath - head coach - University of South Florida
- Marc Iavaroni - former head coach - Memphis Grizzlies. Now assistant - LA Clippers
- James Johnson - head coach - Va. Tech
- Derek Kellogg - head coach - UMass
- Scott Lombardi - assistant - George Mason
- Steve Merfeld - former head coach - Evansville. Now assistant - Creighton
- Keith Noftz - former assistant - Central Michigan. Now head coach - high school
- Jeff Schneider - former head coach - Cal Poly San Luis Obispo
- Anthony Solomon - former head coach - St. Bonaventure. Now assistant - Notre Dame
- Ricky Stokes - former head coach - Va. Tech
- Jeff Westlund - assistant - Bethel
- Ricky Yahn - assistant - Longwood

CANES IN THE CLUTCH

Durand Scott has led the team in scoring in the final five minutes of a game for the past three seasons, and is second this year with 2.4 points per game, behind Trey McKinney Jones' 2.5 ppg. As a rookie, Scott averaged 2.6 ppg in the final five minutes of regulation, as a sophomore he improved to 2.9 ppg and set a career mark of 3.0 ppg his junior year.

Trey McKinney Jones leads the team with 2.5 ppg in the final two minutes of regulation this year, hitting 44.0 percent of his shots and knocking down 23-24 at the free throw line. He also has 0.5 rpg in those last five minutes.

SCOTT ACC PLAYER OF THE WEEK

Durand Scott earned ACC Player of the Week honors after averaging 18.0 points, 4.0 rebounds and 4.0 assists in a pair of wins as Miami defeated No. 1 Duke and in-state rival Florida State. The honor is the second of the season for the native of Bronx, N.Y.

Scott racked up 25 points, six rebounds, four assists and two steals in 36 minutes against No. 1 Duke, earning Miami's second-straight win over the Blue Devils. Scott was 9-of-14 (.643) from the field, 3-of-4 from distance and 4-of-5 at the line. Against Florida State, Scott shot 57.1 percent from the field, totaling 11 points, and added two rebounds and four assists in 26 minutes for the Canes.

RPI AND STRENGTH OF SCHEDULE

According to WarrenNolan.com as of Feb. 7, Miami's RPI is 2 and strength of schedule is 1. RealtimeRPI.com has UM with an RPI of 2 and SOS of 1. Since joining the ACC, Miami's best non-conference SOS was 112 and RPI was 39, both in 2007-08.

| | Non-conference schedule strength Collegiate Basketball News | RPI NCAA.org |
|---------|--|-----------------|
| 2011-12 | 117 | 71 |
| 2010-11 | 142 | 69 |
| 2009-10 | 345 (out of 347 teams) | 95 |
| 2008-09 | 212 | 59 |
| 2007-08 | 112 | 39 |
| 2006-07 | 269 | 156 |
| 2005-06 | 151 | 72 |
| 2004-05 | 204 | 72 |

NUMBER OF GAMES POTENTIALLY MISSED BY THE CANES

Based on a 32-game schedule, this year Miami will be undermanned in potentially 103 games due to injuries and transfers. Durand Scott missed three games due to an NCAA withholding penalty, Reggie Johnson missed eight games with a thumb injury, while Garris Adams will miss the entire season (32 games) due to injuries. Two transfers, Bishop Daniels and Melvin Johnson, will miss 28 and 32 games, respectively.

Last season, Miami players missed 108 games due to injury or NCAA suspensions.

LARRAÑAGA EARNS 500th WIN

Head coach Jim Larrañaga is in his 29th season as a head coach, posted his 500th win at Georgia Tech on Jan. 5 in Atlanta. Entering the 2012-13 season, Coach L was tied for 20th on the list of winningest active Division-I head coaches. Currently 17 active D-I coaches have 500 wins.

COACHING COORDINATORS FOR UM

Miami's assistant coaching staff is set up in a coordinator system, with Eric Konkol as the offensive coordinator, Michael Huger manning the defense and Chris Caputo handling the scout for every opponent.

LARRAÑAGA AND OBAMA

In his three visits to the UM campus in the past year, President Barack Obama was greeted by Coach Larrañaga and attended each event. Larrañaga has met the President a dozen times, dating back to Coach L's tenure in Fairfax, Va., at George Mason. Larrañaga's son, John, also plays basketball with the President.

UM Communications

Assoc. AD for Communications Chris Freet
c.freet@miami.edu
MBB Contact Amy Woodruff
Assistant Director of Communications
Work/Cell (305) 284-3241 / (813) 410-1194
Email a.woodruff@miami.edu
Website www.HurricaneSports.com

2012-13 UM Quick Facts

| | |
|--------------------------------------|--|
| Location | Coral Gables, Fla. |
| Stadium | BankUnited Center |
| Press Row | 305-284-2111 |
| Capacity | 7,200 |
| Enrollment | 15,524 |
| Founded | 1925 |
| Colors | Orange, Green, White |
| Nickname | Hurricanes |
| Mascot | Sebastian the Ibis |
| Conference | Atlantic Coast |
| President | Dr. Donna E. Shalala |
| Interim Director of Athletics | Blake James |
| Address | 5821 San Amaro Drive Coral Gables, Fla. 33146 |

| | |
|-----------------------------------|--------------|
| 2011-12 Overall Record | 20-13 |
| Home/Away/Neutral | 14-4/5-8/1-1 |
| 2011-12 ACC Record | 9-7 |
| 2011-12 ACC Finish | T-4 |
| Starters Returning / Lost | 4/1 |
| Lettermen Returning / Lost | 10/2 |

| | |
|-----------------------|-----------------------|
| Head Coach | Jim Larrañaga |
| Alma Mater | Providence, 1971 |
| Record at UM | 38-16 / second season |
| Overall Record | 508-350 / 29th season |

STAFF

Eric Konkol Wisconsin-Eau Claire, '00
Michael Huger Bowling Green, '94
Chris Caputo Westfield (Mass.) State, '02
Director of Operations Mike Summey
Assoc. Director of Operations Jaime Vathielil
Athletic Trainer Wes Brown
Strength & Conditioning Coach Jim Krumpus

HISTORY

| | |
|-----------------------------------|---|
| First Season of Basketball | 1926 |
| Overall All-Time Record | 906-684 |
| Year UM Joined ACC | 2004-05 |
| NCAA Appearances | Six 1960, 1998, 1999, 2000, 2002, 2008 |
| Last NCAA Appearance | L, 75-72 Second Round vs. Texas, 2008 |
| NIT Appearances | 10 1961, 1963, 1964, 1995, 1997, 2001, 2005, 2006, 2009, 2011 |
| Last NIT Appearance | L, 79-64 Quarterfinals vs. Alabama, 2011 |

COMMUNICATIONS POLICIES

All interview requests for assistant coaches or athletics department staff members must also be approved and cleared by the UM Communications office and/or basketball contact Amy Woodruff. Credential requests are taken via e-mail to Amy Woodruff (A.Woodruff@miami.edu). Any misuse of credentials will result in removal from the BankUnited Center and the permanent voiding of the credential. The UM locker room is closed at all times. For home games, Coach Larrañaga and a handful of Hurricane players will report to the media room for interviews following the opposing team's postgame press conference.

MIAMI IN NCAA STATS *As of Feb. 4*

| Category | Rank | Actual | National Leader | Actual |
|--|------|--------|-------------------|--------|
| Won-Lost Percentage (345 ranked) | 14 | 85.0 | Gonzaga | 91.3 |
| Final Points (345 ranked) | 243 | 1390.0 | Iona | 1882.0 |
| Scoring Offense (345 ranked) | 119 | 69.5 | Northwestern St. | 83.9 |
| Scoring Defense (345 ranked) | 35 | 59.4 | Stephen F. Austin | 49.5 |
| Scoring Margin (345 ranked) | 46 | 10.2 | Florida | 23.0 |
| Field-Goal Percentage (345 ranked) | 78 | 45.3 | Creighton | 52.0 |
| Field-Goal Percentage Defense (345 ranked) | 18 | 37.8 | Kansas | 35.4 |
| Three-Point Field Goals Per Game (345 ranked) | 138 | 6.5 | Creighton | 9.8 |
| Three-Point Field-Goal Percentage (345 ranked) | 146 | 34.1 | Creighton | 44.9 |
| Three Pt FG Defense (345 ranked) | 67 | 31.0 | New Hampshire | 25.2 |
| Free-Throw Percentage (345 ranked) | 250 | 66.2 | Davidson | 80.7 |
| Rebound Margin (345 ranked) | 140 | 1.8 | Colorado St. | 13.7 |
| Assists Per Game (345 ranked) | 263 | 11.6 | Ohio | 18.9 |
| Assist Turnover Ratio (345 ranked) | 97 | 1.07 | Notre Dame | 1.74 |
| Blocked Shots Per Game (345 ranked) | 32 | 5.1 | St. John's (NY) | 8.0 |
| Steals Per Game (345 ranked) | 144 | 7.2 | VCU | 12.1 |
| Final Opp Points (345 ranked) | 331 | 1187.0 | IUPUI | 1913.0 |
| Turnovers Per Game (345 ranked) | 12 | 10.8 | Wisconsin | 9.1 |
| Turnover Margin (345 ranked) | 78 | 2.0 | VCU | 8.0 |
| Personal Fouls Per Game (345 ranked) | 7 | 14.2 | Michigan | 12.1 |

UNIVERSITY OF MIAMI

Academic Prestige

- No. 1 University in the state of Florida: Ranked No. 44 in Nation by US News & World Report
- Miami ranks No. 17 among BCS schools by US News & World Report
- UM, Northwestern and Duke are the only three BCS schools to record an APR score of 980 or better in football, men's basketball and baseball.
- University of Miami student-athletes have recorded a Graduation Success Rate (GSR) of 93 percent, the highest mark ever achieved for the school's athletics department. Miami basketball scored a 980 academic progress rate (APR), ranking in the 80-90th percentile nationally among men's basketball teams.

Graduation Rates

- Miami basketball has graduated 27 of 28 players over the last eight years
- 25 of 25 of Coach L's players have graduated since 2006

Small, Private School Environment

- 75% of UM classes have 25 or fewer students; 50% of classes have 15 or fewer students
- 11:1 student-to-faculty ratio
- Less than 10,000 undergraduate students enrolled

Diversity

- Miami ranks fifth among BCS schools in diversity (behind Cal, Stanford, UCLA, and USC) – 49% of UM students are minorities.
- Miami is rated No. 3 in race and class interaction by Princeton Review
- Competitive Admissions**
- 2,000 incoming freshmen out of a pool of 27,700 applications received
- 50% of new freshmen graduated in the top 5% of their class
- Average weighted GPA is 4.2

HURRICANES IN NCAA STATS *As of Feb. 4*

| Category | Player | Rank | Actual | National Leader | Actual |
|-------------------------------------|---------------|------|--------|-------------------------------|--------|
| Field-Goal Percentage (250 ranked) | Durand Scott | 124 | 47.8 | Marshall Bjorklund, NDakSt | 70.7 |
| Rebounds Per Game (250 ranked) | Kenny Kadji | 222 | 6.8 | O.D. Anosike, Siena | 11.7 |
| Assists Per Game (250 ranked) | Shane Larkin | 143 | 4.1 | Michael Carter-Williams, Syr. | 8.6 |
| Blocked Shots Per Game (250 ranked) | Julian Gamble | 84 | 1.75 | Nerlens Noel, Ky | 4.62 |
| | Kenny Kadji | 139 | 1.45 | | |
| Steals Per Game (250 ranked) | Shane Larkin | 19 | 2.35 | Anthony Hickey, LSU | 3.53 |
| | Durand Scott | 128 | 1.76 | | |
| Assist Turnover Ratio (250 ranked) | Shane Larkin | 117 | 1.88 | Larry Drew II, UCLA | 4.86 |
| Double Doubles (250 ranked) | Kenny Kadji | 137 | 4.0 | Mike Muscala, Bcknll | 16.0 |

TOP SEVEN CANES VS. NORTH CAROLINA

| Rion Brown | Min | Avg | FG | FGA | Pct | 3FG | 3FGA | 3Pct | FT | FTA | Pct | Off | Def | Tot | Avg | PF | FO | Ast | TO | Blk | Stl | Pts | Avg | | |
|---------------------|----------|----------|------------|-------------|-----------|-----------|-------------|-----------|-----------|--------------|-----------|-----------|--------------|-----------|-----------|-----------|------------|-----------|----------|-----------|-----------|-----------|-----------|-----------|-------------|
| 2010-11 | 2 | 1 | 41 | 20.5 | 2 | 10 | .200 | 1 | 6 | .167 | 0 | 0 | .000 | 1 | 3 | 4 | 2.0 | 0 | 0 | 1 | 0 | 0 | 1 | 5 | 2.5 |
| 2011-12 | 2 | 0 | 43 | 21.5 | 3 | 8 | .375 | 2 | 6 | .333 | 0 | 2 | .000 | 1 | 6 | 7 | 3.5 | 6 | 0 | 1 | 1 | 0 | 0 | 8 | 4.0 |
| 2012-13 | 1 | 0 | 21 | 21.0 | 3 | 8 | .375 | 3 | 8 | .375 | 0 | 0 | .000 | 0 | 2 | 2 | 2.0 | 0 | 0 | 0 | 1 | 0 | 0 | 9 | 9.0 |
| TOTAL | 5 | 1 | 105 | 21.0 | 8 | 26 | .308 | 6 | 20 | .300 | 0 | 2 | .000 | 2 | 11 | 13 | 2.6 | 6 | 0 | 2 | 2 | 0 | 1 | 22 | 4.4 |
| Julian Gamble | Min | Avg | FG | FGA | Pct | 3FG | 3FGA | 3Pct | FT | FTA | Pct | Off | Def | Tot | Avg | PF | FO | Ast | TO | Blk | Stl | Pts | Avg | | |
| 2008-09 | 2 | 0 | 17 | 8.5 | 2 | 6 | .333 | 0 | 0 | .000 | 0 | 0 | .000 | 3 | 2 | 5 | 2.5 | 0 | 0 | 0 | 0 | 0 | 4 | 2.0 | |
| 2009-10 | 1 | 1 | 26 | 26.0 | 3 | 10 | .300 | 1 | 2 | .500 | 1 | 2 | .500 | 4 | 3 | 7 | 7.0 | 2 | 0 | 2 | 1 | 4 | 2 | 8 | 8.0 |
| 2010-11 | 2 | 1 | 34 | 17.0 | 1 | 6 | .167 | 0 | 0 | .000 | 0 | 0 | .000 | 3 | 2 | 5 | 2.5 | 7 | 0 | 1 | 1 | 3 | 0 | 2 | 1.0 |
| 2012-13 | 1 | 1 | 33 | 33.0 | 7 | 10 | .700 | 0 | 0 | .000 | 0 | 0 | .000 | 3 | 3 | 6 | 6.0 | 4 | 0 | 0 | 1 | 3 | 1 | 14 | 14.0 |
| TOTAL | 6 | 3 | 110 | 18.3 | 13 | 32 | .406 | 1 | 2 | .500 | 1 | 2 | .500 | 13 | 10 | 23 | 3.8 | 13 | 0 | 3 | 3 | 10 | 3 | 28 | 4.7 |
| Reggie Johnson | Min | Avg | FG | FGA | Pct | 3FG | 3FGA | 3Pct | FT | FTA | Pct | Off | Def | Tot | Avg | PF | FO | Ast | TO | Blk | Stl | Pts | Avg | | |
| 2009-10 | 1 | 0 | 13 | 13.0 | 1 | 4 | .250 | 0 | 0 | .000 | 0 | 0 | .000 | 2 | 1 | 3 | 3.0 | 5 | 1 | 0 | 1 | 1 | 1 | 2 | 2.0 |
| 2010-11 | 2 | 2 | 58 | 29.0 | 10 | 20 | .500 | 0 | 0 | .000 | 3 | 6 | .500 | 11 | 6 | 17 | 8.5 | 7 | 0 | 2 | 3 | 1 | 1 | 23 | 11.5 |
| 2011-12 | 2 | 2 | 56 | 28.0 | 9 | 17 | .529 | 1 | 1 | 1.000 | 4 | 4 | 1.000 | 7 | 11 | 18 | 9.0 | 7 | 0 | 1 | 3 | 1 | 1 | 23 | 11.5 |
| TOTAL | 5 | 4 | 127 | 25.4 | 20 | 41 | .488 | 1 | 1 | 1.000 | 7 | 10 | .700 | 20 | 18 | 38 | 7.6 | 19 | 1 | 3 | 7 | 3 | 3 | 48 | 9.6 |
| Trey McKinney Jones | Min | Avg | FG | FGA | Pct | 3FG | 3FGA | 3Pct | FT | FTA | Pct | Off | Def | Tot | Avg | PF | FO | Ast | TO | Blk | Stl | Pts | Avg | | |
| 2011-12 | 2 | 1 | 48 | 24.0 | 4 | 11 | .364 | 3 | 6 | .500 | 0 | 0 | .000 | 1 | 4 | 5 | 2.5 | 5 | 0 | 4 | 5 | 0 | 4 | 11 | 5.5 |
| 2012-13 | 1 | 1 | 26 | 26.0 | 1 | 5 | .200 | 1 | 4 | .250 | 2 | 2 | 1.000 | 0 | 1 | 1 | 1.0 | 1 | 0 | 1 | 5 | 0 | 1 | 5 | 5.0 |
| TOTAL | 3 | 2 | 74 | 24.7 | 5 | 16 | .313 | 4 | 10 | .400 | 2 | 2 | 1.000 | 1 | 5 | 6 | 2.0 | 6 | 0 | 5 | 10 | 0 | 5 | 16 | 5.3 |
| Kenny Kadji | Min | Avg | FG | FGA | Pct | 3FG | 3FGA | 3Pct | FT | FTA | Pct | Off | Def | Tot | Avg | PF | FO | Ast | TO | Blk | Stl | Pts | Avg | | |
| 2011-12 | 2 | 2 | 68 | 34.0 | 12 | 27 | .444 | 2 | 5 | .400 | 3 | 5 | .600 | 5 | 4 | 9 | 4.5 | 4 | 0 | 0 | 4 | 1 | 0 | 29 | 14.5 |
| 2012-13 | 1 | 1 | 37 | 37.0 | 7 | 11 | .636 | 2 | 5 | .400 | 2 | 3 | .667 | 0 | 9 | 9 | 9.0 | 2 | 0 | 3 | 0 | 4 | 0 | 18 | 18.0 |
| TOTAL | 3 | 3 | 105 | 35.0 | 19 | 38 | .500 | 4 | 10 | .400 | 5 | 8 | .625 | 5 | 13 | 18 | 6.0 | 6 | 0 | 3 | 4 | 5 | 0 | 47 | 15.7 |
| Shane Larkin | Min | Avg | FG | FGA | Pct | 3FG | 3FGA | 3Pct | FT | FTA | Pct | Off | Def | Tot | Avg | PF | FO | Ast | TO | Blk | Stl | Pts | Avg | | |
| 2011-12 | 2 | 1 | 35 | 17.5 | 1 | 7 | .143 | 1 | 5 | .200 | 0 | 0 | .000 | 1 | 0 | 1 | 0.5 | 3 | 0 | 6 | 6 | 0 | 6 | 3 | 1.5 |
| 2012-13 | 1 | 1 | 36 | 36.0 | 3 | 7 | .429 | 1 | 3 | .333 | 4 | 6 | .667 | 0 | 3 | 3 | 3.0 | 2 | 0 | 1 | 4 | 0 | 2 | 11 | 11.0 |
| TOTAL | 3 | 2 | 71 | 23.7 | 4 | 14 | .286 | 2 | 8 | .250 | 4 | 6 | .667 | 1 | 3 | 4 | 1.3 | 5 | 0 | 7 | 10 | 0 | 8 | 14 | 4.7 |
| Durand Scott | Min | Avg | FG | FGA | Pct | 3FG | 3FGA | 3Pct | FT | FTA | Pct | Off | Def | Tot | Avg | PF | FO | Ast | TO | Blk | Stl | Pts | Avg | | |
| 2009-10 | 1 | 1 | 34 | 34.0 | 11 | 15 | .733 | 3 | 5 | .600 | 4 | 4 | 1.000 | 2 | 3 | 5 | 5.0 | 3 | 0 | 1 | 1 | 0 | 2 | 29 | 29.0 |
| 2010-11 | 2 | 2 | 66 | 33.0 | 12 | 21 | .571 | 4 | 8 | .500 | 2 | 2 | 1.000 | 3 | 5 | 8 | 4.0 | 5 | 0 | 5 | 5 | 0 | 6 | 30 | 15.0 |
| 2011-12 | 2 | 2 | 71 | 35.5 | 11 | 24 | .458 | 1 | 5 | .200 | 4 | 4 | 1.000 | 2 | 6 | 8 | 4.0 | 6 | 0 | 5 | 4 | 0 | 1 | 27 | 13.5 |
| 2012-13 | 1 | 1 | 38 | 38.0 | 4 | 12 | .333 | 2 | 6 | .333 | 1 | 2 | .500 | 1 | 5 | 6 | 6.0 | 2 | 0 | 5 | 1 | 0 | 3 | 11 | 11.0 |
| TOTAL | 6 | 6 | 209 | 34.8 | 38 | 72 | .528 | 10 | 24 | .417 | 11 | 12 | .917 | 8 | 19 | 27 | 4.5 | 16 | 0 | 16 | 11 | 0 | 12 | 97 | 16.2 |

8 GAMES (6-2) WITHOUT REGGIE JOHNSON

| ## | Player | gp-gs | min | avg | fg-fga | fg% | 3fg-fga | 3fg% | ft-fta | ft% | off | def | tot | avg | pf | dq | a | to | blk | stl | pts | avg |
|----------------|---------------------|-------|------|------|---------|------|---------|------|--------|-------|-----|-----|-----|------|-----|----|----|-----|-----|-----|-----|------|
| 35 | Kenny Kadji | 8-8 | 263 | 32.9 | 42-94 | .447 | 10-29 | .345 | 17-32 | .531 | 12 | 49 | 61 | 7.6 | 19 | 0 | 6 | 13 | 15 | 5 | 111 | 13.9 |
| 01 | Durand Scott | 8-8 | 282 | 35.2 | 35-88 | .398 | 9-33 | .273 | 22-30 | .733 | 4 | 21 | 25 | 3.1 | 19 | 1 | 19 | 19 | 0 | 17 | 101 | 12.6 |
| 00 | Shane Larkin | 8-8 | 295 | 36.9 | 28-80 | .350 | 10-32 | .313 | 11-14 | .786 | 4 | 26 | 30 | 3.8 | 7 | 0 | 29 | 12 | 1 | 21 | 77 | 9.6 |
| 45 | Julian Gamble | 8-8 | 216 | 27.0 | 31-56 | .554 | 0-0 | .000 | 9-19 | .474 | 24 | 36 | 60 | 7.5 | 25 | 2 | 1 | 5 | 18 | 4 | 71 | 8.9 |
| 04 | Trey McKinney Jones | 8-6 | 237 | 29.6 | 19-54 | .352 | 10-26 | .385 | 20-25 | .800 | 4 | 34 | 38 | 4.8 | 11 | 0 | 16 | 12 | 1 | 6 | 68 | 8.5 |
| 15 | Rion Brown | 8-2 | 179 | 22.4 | 22-58 | .379 | 8-32 | .250 | 1-3 | .333 | 3 | 6 | 9 | 1.1 | 9 | 0 | 3 | 4 | 0 | 5 | 53 | 6.6 |
| 10 | Raphael Akpejori | 8-0 | 60 | 7.5 | 4-10 | .400 | 0-0 | .000 | 1-2 | .500 | 6 | 10 | 16 | 2.0 | 6 | 0 | 0 | 2 | 1 | 2 | 9 | 1.1 |
| 21 | Erik Swoope | 6-0 | 49 | 8.2 | 1-3 | .333 | 0-0 | .000 | 2-8 | .250 | 3 | 6 | 9 | 1.5 | 6 | 0 | 1 | 2 | 0 | 1 | 4 | 0.7 |
| 23 | Tonye Jekiri | 8-0 | 42 | 5.3 | 1-3 | .333 | 0-0 | .000 | 2-2 | 1.000 | 6 | 5 | 11 | 1.4 | 6 | 0 | 2 | 2 | 2 | 2 | 4 | 0.5 |
| 03 | Steve Sorenson | 1-0 | 1 | 1.0 | 0-0 | .000 | 0-0 | .000 | 0-1 | .000 | 0 | 0 | 0 | 0.0 | 0 | 0 | 0 | 0 | 0 | 0 | 0 | 0.0 |
| 12 | Justin Heller | 1-0 | 1 | 1.0 | 0-0 | .000 | 0-0 | .000 | 0-0 | .000 | 0 | 0 | 0 | 0.0 | 0 | 0 | 0 | 0 | 0 | 0 | 0 | 0.0 |
| Team | | | | | | | | | | | 10 | 17 | 27 | | | | | 3 | | | | |
| Total..... | | 8 | 1625 | | 183-446 | .410 | 47-152 | .309 | 85-136 | .625 | 76 | 210 | 286 | 35.8 | 108 | 3 | 77 | 74 | 38 | 63 | 498 | 62.2 |
| Opponents..... | | 8 | 1625 | | 166-447 | .371 | 51-155 | .329 | 74-111 | .667 | 85 | 215 | 300 | 37.5 | 123 | 1 | 89 | 100 | 22 | 40 | 457 | 57.1 |

DURING THE STREAK (10-0)

| ## | Player | gp-gs | min | avg | fg-fga | fg% | 3fg-fga | 3fg% | ft-fta | ft% | off | def | tot | avg | pf | dq | a | to | blk | stl | pts | avg |
|----------------|---------------------|-------|------|------|---------|------|---------|------|---------|------|-----|-----|-----|------|-----|----|-----|-----|-----|-----|-----|------|
| 35 | Kenny Kadji | 10-10 | 278 | 27.8 | 56-103 | .544 | 15-35 | .429 | 24-41 | .585 | 15 | 55 | 70 | 7.0 | 24 | 0 | 8 | 19 | 15 | 6 | 151 | 15.1 |
| 00 | Shane Larkin | 10-10 | 359 | 35.9 | 46-100 | .460 | 19-47 | .404 | 14-23 | .609 | 4 | 46 | 50 | 5.0 | 14 | 0 | 45 | 17 | 3 | 22 | 125 | 12.5 |
| 01 | Durand Scott | 10-10 | 343 | 34.3 | 45-101 | .446 | 8-33 | .242 | 26-34 | .765 | 5 | 27 | 32 | 3.2 | 29 | 2 | 28 | 21 | 0 | 15 | 124 | 12.4 |
| 04 | Trey McKinney Jones | 10-10 | 298 | 29.8 | 31-88 | .352 | 18-50 | .360 | 17-21 | .810 | 3 | 28 | 31 | 3.1 | 12 | 0 | 22 | 10 | 1 | 7 | 97 | 9.7 |
| 15 | Rion Brown | 10-0 | 196 | 19.6 | 28-60 | .467 | 16-40 | .400 | 5-7 | .714 | 5 | 7 | 12 | 1.2 | 11 | 0 | 9 | 4 | 0 | 4 | 77 | 7.7 |
| 45 | Julian Gamble | 10-10 | 241 | 24.1 | 31-57 | .544 | 0-0 | .000 | 11-23 | .478 | 26 | 40 | 66 | 6.6 | 27 | 1 | 4 | 8 | 26 | 7 | 73 | 7.3 |
| 42 | Reggie Johnson | 5-0 | 105 | 21.0 | 10-30 | .333 | 0-2 | .000 | 10-14 | .714 | 12 | 26 | 38 | 7.6 | 12 | 0 | 3 | 11 | 6 | 2 | 30 | 6.0 |
| 23 | Tonye Jekiri | 10-0 | 72 | 7.2 | 6-11 | .545 | 0-0 | .000 | 2-5 | .400 | 12 | 8 | 20 | 2.0 | 7 | 0 | 2 | 6 | 4 | 3 | 14 | 1.4 |
| 21 | Erik Swoope | 7-0 | 52 | 7.4 | 2-5 | .400 | 0-0 | .000 | 3-9 | .333 | 3 | 8 | 11 | 1.6 | 5 | 0 | 1 | 2 | 0 | 0 | 7 | 1.0 |
| 10 | Raphael Akpejori | 8-0 | 48 | 6.0 | 3-9 | .333 | 0-0 | .000 | 0-0 | .000 | 3 | 8 | 11 | 1.4 | 6 | 0 | 1 | 1 | 1 | 3 | 6 | 0.8 |
| 03 | Steve Sorenson | 3-0 | 4 | 1.3 | 0-0 | .000 | 0-0 | .000 | 1-2 | .500 | 0 | 0 | 0 | 0.0 | 0 | 0 | 0 | 2 | 0 | 0 | 1 | 0.3 |
| 12 | Justin Heller | 3-0 | 4 | 1.3 | 0-2 | .000 | 0-1 | .000 | 0-0 | .000 | 0 | 1 | 1 | 0.3 | 1 | 0 | 1 | 2 | 0 | 0 | 0 | 0.0 |
| Team | | | | | | | | | | | 15 | 27 | 42 | | | | | 1 | | | | |
| Total..... | | 10 | 2000 | | 258-566 | .456 | 76-208 | .365 | 113-179 | .631 | 103 | 281 | 384 | 38.4 | 148 | 3 | 124 | 104 | 56 | 69 | 705 | 70.5 |
| Opponents..... | | 10 | 2000 | | 212-562 | .377 | 55-183 | .301 | 96-150 | .640 | 96 | 241 | 337 | 33.7 | 168 | 2 | 101 | 120 | 28 | 56 | 575 | 57.5 |

AGAINST RANKED TEAMS (MICHIGAN STATE, ARIZONA, DUKE, NC STATE) (3-1)

| ## | Player | gp-gs | min | avg | fg-fga | fg% | 3fg-fga | 3fg% | ft-fta | ft% | off | def | tot | avg | pf | dq | a | to | blk | stl | pts | avg |
|----------------|---------------------|-------|-----|------|---------|------|---------|------|--------|-------|-----|-----|-----|------|----|----|----|----|-----|-----|-----|------|
| 01 | Durand Scott | 4-4 | 146 | 36.5 | 25-45 | .556 | 5-12 | .417 | 18-27 | .667 | 6 | 12 | 18 | 4.5 | 10 | 1 | 9 | 12 | 0 | 7 | 73 | 18.3 |
| 35 | Kenny Kadji | 4-4 | 119 | 29.8 | 25-42 | .595 | 4-11 | .364 | 4-6 | .667 | 2 | 16 | 18 | 4.5 | 8 | 0 | 1 | 6 | 4 | 1 | 58 | 14.5 |
| 00 | Shane Larkin | 4-4 | 147 | 36.8 | 22-42 | .524 | 9-21 | .429 | 3-7 | .429 | 2 | 14 | 16 | 4.0 | 7 | 0 | 15 | 7 | 0 | 16 | 56 | 14.0 |
| 42 | Reggie Johnson | 3-1 | 70 | 23.3 | 8-17 | .471 | 0-2 | .000 | 11-12 | .917 | 3 | 21 | 24 | 8.0 | 9 | 0 | 1 | 5 | 5 | 1 | 27 | 9.0 |
| 04 | Trey McKinney Jones | 4-3 | 103 | 25.8 | 10-28 | .357 | 7-19 | .368 | 5-7 | .714 | 3 | 5 | 8 | 2.0 | 6 | 0 | 4 | 2 | 0 | 2 | 32 | 8.0 |
| 45 | Julian Gamble | 4-3 | 89 | 22.3 | 9-19 | .474 | 0-0 | .000 | 6-12 | .500 | 7 | 11 | 18 | 4.5 | 6 | 0 | 1 | 1 | 5 | 6 | 24 | 6.0 |
| 15 | Rion Brown | 4-1 | 78 | 19.5 | 3-17 | .176 | 1-10 | .100 | 4-4 | 1.000 | 1 | 1 | 2 | 0.5 | 8 | 0 | 3 | 5 | 0 | 2 | 11 | 2.8 |
| 03 | Steve Sorenson | 1-0 | 2 | 2.0 | 0-0 | .000 | 0-0 | .000 | 1-2 | .500 | 0 | 0 | 0 | 0.0 | 0 | 0 | 0 | 1 | 0 | 0 | 1 | 1.0 |
| 10 | Raphael Akpejori | 2-0 | 5 | 2.5 | 0-0 | .000 | 0-0 | .000 | 1-2 | .500 | 0 | 2 | 2 | 1.0 | 0 | 0 | 0 | 0 | 0 | 0 | 1 | 0.5 |
| 23 | Tonye Jekiri | 4-0 | 33 | 8.3 | 1-4 | .250 | 0-0 | .000 | 0-1 | .000 | 4 | 4 | 8 | 2.0 | 4 | 0 | 1 | 2 | 2 | 1 | 2 | 0.5 |
| 21 | Erik Swoope | 2-0 | 7 | 3.5 | 0-0 | .000 | 0-0 | .000 | 1-2 | .500 | 0 | 0 | 0 | 0.0 | 1 | 0 | 0 | 0 | 0 | 1 | 1 | 0.5 |
| 12 | Justin Heller | 1-0 | 1 | 1.0 | 0-1 | .000 | 0-0 | .000 | 0-0 | .000 | 0 | 0 | 0 | 0.0 | 1 | 0 | 0 | 1 | 0 | 0 | 0 | 0.0 |
| Team | | | | | | | | | | | 1 | 10 | 11 | | | | | | | | | |
| Total..... | | 4 | 800 | | 103-215 | .479 | 26-75 | .347 | 54-82 | .659 | 29 | 96 | 125 | 31.3 | 60 | 1 | 35 | 42 | 16 | 37 | 286 | 71.5 |
| Opponents..... | | 4 | 800 | | 99-237 | .418 | 22-64 | .344 | 49-72 | .681 | 54 | 101 | 155 | 38.8 | 71 | 0 | 46 | 50 | 8 | 22 | 269 | 67.2 |



HEAD COACH JIM LARRAÑAGA

Second Season | Providence, 1971

Hometown: The Bronx, N.Y. | Head Coach: American International, 1977-79 | Bowling Green, 1986-97 | George Mason, 1997-2011 | Miami, 2011-present

LARRAÑAGA'S CAREER

Head Coach

2011-pres. Miami
1997-2011 George Mason
1986-97 Bowling Green
1977-79 American International

Assistant

1979-86 Virginia
1971-76 Davidson

Player / Coach

1977 Geronemo Basketball Club (Belgium)

EDUCATION

Providence College, 1971, B.A. Economics
Archbishop Malloy High School, 1967

NCAA APPEARANCES

1999 - George Mason
2001 - George Mason
2006 - George Mason (Final Four)
2008 - George Mason
2011 - George Mason

NIT APPEARANCES

1990 - Bowling Green
1991 - Bowling Green
1997 - Bowling Green
2002 - George Mason
2004 - George Mason
2009 - George Mason
2012 - Miami

PLAYING CAREER

Geronemo Basketball Club (Belgium) 1976-77
Providence College, 1967-71
Archbishop Molloy, 1963-67

MISCELLANEOUS

Clair Bee Coach of the Year, 2006
CAA Coach of the Year, 2011
CAA Coach of the Year, 1999

PERSONAL

Born: Oct. 2, 1949 Hometown: Bronx, N.Y.
Wife: Liz Sons: Jay and Jon

Jim Larrañaga was named the 12th head coach of the University of Miami men's basketball program on April 22, 2011. In Year One at The U, the Canes posted a 20-13 record, making Larrañaga the first Miami head coach to record 20 wins in his inaugural season in Coral Gables. Under the new coaching staff, UM won nine games in conference play, the first time Miami has posted a winning record in ACC play since joining the conference for the 2004-05 season. The Canes ended the season tied for fourth in the ACC, another program-best accomplishment. On Feb. 5, 2012, Coach L & Co. did what no other hoops coach at Miami had done when he took the Canes into Cameron Indoor Stadium and defeated No. 7/5 Duke. Teetering on the edge of The Dance bubble, the Canes went 1-1 in the ACC Tournament and ended up in the NIT, defeating Valparaiso, but falling to Minnesota, the eventual NIT Championship runner-up.

Larrañaga came to Miami after serving as the head coach at George Mason for 14 seasons. He guided that program to five NCAA Tournament appearances (1999, 2001, 2006, 2008, 2011) - including an unprecedented run to the 2006 Final Four that captured the nation's attention, defeating Michigan State, North Carolina, Wichita State and UConn along the way. Following that run, he was selected the 2006 Clair Bee Coach of the Year. Larrañaga built the GMU Patriots' program into a perennial contender in the highly-regarded Colonial Athletic Association, winning more games than any other coach in program and conference history (273) en route to three conference titles (1999, 2001, 2008). A two-time CAA Coach of the Year honoree, Larrañaga earned the accolade in 2011, leading the Patriots to a 27-7 overall record and 16-2 conference mark en route to the CAA regular-season title and their fifth NCAA Tournament appearance under his leadership. Seeded a program-best eighth in the NCAA Tournament, George Mason rallied from a double-digit deficit to defeat ninth-seeded Villanova, 61-57, before falling to overall No. 1 seed Ohio State in the third

round. In 2006, Larrañaga became the first coach at a mid-major school to take his team to the Final Four in 27 years and earned an at-large berth for a CAA team for the first time in 20 years. Along the way, he led Mason to a school record in wins, the school's first national ranking, George Mason's first appearance in the Top 10 and the school's first wins over Top 10 teams.

With 29 years of head coaching experience, the native of Bronx, N.Y., previously served as the head coach at Bowling Green for 11 seasons (1986-1997) and at Division II American International for two seasons (1977-79).

His first coaching opportunity came at Davidson College, where he served as an assistant coach to Terry Holland. Davidson captured three Southern Conference regular-season championships and an NIT berth in his five years there, and he compiled a 47-12 record doubling as the freshman team coach. In 1976, he left Davidson and spent one season as player-coach for the Geronemo Basketball Club in Belgium.

A 1971 graduate of Providence College with a degree in economics, Larrañaga was a four-year letterman for the Friars. As the team captain in his senior season, he led Providence to a 20-8 record and an NIT appearance. He graduated as the school's fifth all-time leading scorer with 1,258 points and was selected in the sixth round of the draft by the Detroit Pistons of the National Basketball Association. He was the team's top scorer as a sophomore and junior and was named New England's Division I Sophomore of the Year in 1969. He was inducted into the Providence College Hall of Fame in 1991.

Larrañaga, 63, and his wife, Liz, have two sons - Jay, who played for his father at Bowling Green and is an assistant coach with the Boston Celtics, and Jon, who was a member of his father's George Mason teams from 1999-2003 - and four grandchildren.

LARRAÑAGA'S CAREER RECORDS

| School | Years | Overall | Conference |
|------------------------|------------|----------------|----------------|
| American International | 1977-1979 | 27-26 | none |
| Bowling Green | 1986-1997 | 170-144 | 101-85 |
| George Mason | 1997-2011 | 273-164 | 165-79 |
| Miami | 2011-pres. | 38-16 | 18-7 |
| Overall | 29 | 508-350 | 284-171 |

COACH JIM LARRAÑAGA AT A GLANCE

2006 Clair Bee Coach of the Year Five NCAA tournament appearances
2001 CAA Coach of the Year 2011, 2008, 2006, 2001, 1999
1999 CAA Coach of the Year Seven postseason NIT appearances
1997 MAC Coach of the Year 2012, 2009, 2004, 2002, 1997,
Seven 20-win seasons 1991, 1990

28 All-Colonial Athletic Conference selections
Coached George Evans, who was a three-time CAA Player of the Year, the CAA Rookie of the Year, a three-time CAA Defensive Player of the Year and on the CAA All-Defensive Team three times.
Two AP All-America (honorable mention) players
Nine CAA All-Defensive Team selections
Eight CAA All-Rookie Team selections
Three Dean Ehlers Award winners - given to the CAA player who best meets the criteria of academic achievement, leadership and community service.
12 All-MAC Conference selections
Coached Antonio Daniels - MAC Player of the Year and MAC Freshman of the Year
Two MAC Freshman of the Year selections
Four MAC All-Freshman Team selections

LARRAÑAGA YEAR-BY-YEAR

| Year | School | Overall W-L | Conference W-L | Finish | Post-Season |
|----------------|------------------------|----------------|----------------|--------|-------------|
| 1977-78 | American International | 14-13 | | | |
| 1978-79 | American International | 13-13 | | | |
| 1986-87 | Bowling Green | 15-14 | 10-6 | 3 | |
| 1987-88 | Bowling Green | 12-16 | 7-9 | t-5 | |
| 1988-89 | Bowling Green | 13-15 | 6-10 | t-6 | |
| 1989-90 | Bowling Green | 18-11 | 9-7 | t-3 | NIT 0-1 |
| 1990-91 | Bowling Green | 17-13 | 9-7 | t-4 | NIT 0-1 |
| 1991-92 | Bowling Green | 14-15 | 8-8 | 5 | |
| 1992-93 | Bowling Green | 11-16 | 8-10 | t-6 | |
| 1993-94 | Bowling Green | 18-10 | 12-6 | t-2 | |
| 1994-95 | Bowling Green | 16-11 | 10-8 | t-5 | |
| 1995-96 | Bowling Green | 14-13 | 9-9 | t-6 | |
| 1996-97 | Bowling Green | 22-10 | 13-5 | t-1 | NIT 0-1 |
| 1997-98 | George Mason | 9-18 | 6-10 | 6 | |
| 1998-99 | George Mason | 19-11 | 13-3 | 1 | NCAA 0-1 |
| 1999-00 | George Mason | 19-11 | 12-4 | t-1 | |
| 2000-01 | George Mason | 18-12 | 11-5 | 3 | NCAA 0-1 |
| 2001-02 | George Mason | 19-10 | 13-5 | 2 | NIT 0-1 |
| 2002-03 | George Mason | 16-12 | 11-7 | 4 | |
| 2003-04 | George Mason | 23-10 | 12-6 | 3 | NIT 2-1 |
| 2004-05 | George Mason | 16-13 | 10-8 | 6 | |
| 2005-06 | George Mason | 27-8 | 15-3 | t-1 | NCAA 4-1 |
| 2006-07 | George Mason | 18-15 | 9-9 | 5 | |
| 2007-08 | George Mason | 23-11 | 12-6 | 2 | NCAA 0-1 |
| 2008-09 | George Mason | 22-11 | 13-5 | 2 | NIT 0-1 |
| 2009-10 | George Mason | 17-15 | 12-6 | 4 | CIT 0-1 |
| 2010-11 | George Mason | 27-7 | 16-2 | 1 | NCAA 1-1 |
| 2011-12 | Miami | 20-13 | 9-7 | t-4 | NIT 1-1 |
| 2012-13 | Miami | 18-3 | 9-0 | | |
| Overall | | 508-350 | 284-171 | | |

THE LAST TIME A ...**Player Scored 30 Points**

Miami Kenny Kadji (30), UNC Greensboro, 1/2/12
 Opponent Erick Green (30), Virginia Tech, 1/30/13

Player Scored 35 Points

Miami Jack McClinton (35) vs. North Carolina, 3/15/09
 Opponent Sean Singletary (41), Virginia, 3/1/08

Player Scored 40 Points

Miami Darius Rice (43) vs. Connecticut, 1/20/03
 Opponent Sean Singletary (41), Virginia, 3/1/08

Two Players Scored 20 Points

Miami Durand Scott (25), Kenny Kadji (22) vs. No. 1 Duke, 1/23/13
 Opponent Omari Grier (27), Raymond Taylor (20) FAU, 12/17/11

Three Players Scored 20 Points

Miami Dwayne Collins (23), Brian Asbury (21), Jack McClinton (20) vs. Virginia Tech, 1/25/09
 Opponent Travis Mays (40), Alvin Heggs (22), Lance Blanks (21), Texas, 2/22/89

Five Players Scored in Double Figures

Miami Durand Scott (18), Julian Gamble (16), Reggie Johnson (15), Shane Larkin (13), Kenny Kadji (13), at NC State, 2/2/13
 Opponent Jon Scheyer (27), DeMarcus Nelson (19), Kyle Singler (12), Greg Paulus (12), Lance Thomas (10) Duke, 2/20/08

Six Players Scored in Double Figures

Miami Durand Scott (17), Rion Brown (15), Reggie Johnson (11), Shane Larkin (11), Trey McKinney Jones (11), DeQuan Jones (11) vs. Appalachian State, 12/30/11

Player Grabbed 15 Rebounds

Miami Reggie Johnson (20) vs. Florida Atlantic, 3/16/11
 Opponent Gani Lawal (18), Georgia Tech, 2/10/10

Two Players Grabbed 10 Rebounds

Miami Kenny Kadji (12) and Reggie Johnson (11) vs. Stetson, 11/9/12
 Opponent Marcus Ginyard (12), John Henson (12), North Carolina, 3/2/10

Three Players Grabbed 10 Rebounds

Miami Mark Richardson (11), Eric Brown (10), Joe Wylie (10) vs. FIU, 3/6/89
 Opponent Matt Harpring (12), Dion Glover (10), Michael Maddox (10), Georgia Tech, 12/2/79

Player Had 10 Assists

Miami Durand Scott (10) vs. North Carolina Central, 11/14/09
 Opponent Kendall Marshall (10), North Carolina, 3/11/11

Player Had 10 Blocks

Miami Anthony King (10) vs. Florida Atlantic, 11/29/04
 Opponent Jarvis Varnado (10), Mississippi State, 12/13/07

Player Had a Double-Double

Miami Shane Larkin (18 pts, 10 rebs) vs. Duke, 1/23/13
 Opponent CJ Leslie (18 pts, 12 rebs) at NC State, 2/2/13

Player Had a Triple-Double

Miami Anthony King (11 pts, 10 reb, 13 blks) vs. Florida Atlantic, 11/29/04
 Opponent Brendan Haywood (18 pts, 14 reb, 10 blks), North Carolina, 12/4/00

Two Players Had Double-Doubles

Miami Reggie Johnson (22 pts, 11 rebs) & Kenny Kadji (12 pts, 12 rebs), vs. Stetson, 11/9/12
 Opponent Hasheem Thabeet (19 pts, 14 reb), A.J. Price (13 pts, 11 reb), Connecticut, 11/23/08

Team Scored 100 Points

Miami 108 vs. Nova Southeastern, 11/16/09
 Opponent 105, North Carolina, 1/31/07

Team Scored 50 Points in a Half

Miami 51, (2nd half) at Hawaii, 12/22/12
 Opponent 51 (2nd half), UCF, 12/18/10

Team Shot 50 Percent in Both Halves

Miami .586 (17-29) / .552 (16-29) vs. Duke, 1/23/13
 Opponent .609 (14-23) / .560 (14-25), Minnesota, 3/9/12

Team Shot 60 Percent in a Half

Miami .630 (17-27), second half, at Hawai'i, 12/22/12
 Opponent .650 (13-20), second half, at NC State, 2/2/13

Team Shot 70 Percent in a Half

.706 (12-17), second half vs. FAU, 12/17/11

Team Shot 60 Percent in a Game

Miami .620 (31-50), vs. FAU, 12/17/11
 Opponent .622 (23-37), Clemson, 12/21/08

Team Shot Less Than 30 Percent in a Game

Miami .291 (16-55), FGCU, 11/13/12
 Opponent .297 (22-74), Duke, 1/23/13

Miami 87, Stetson 79
Game 1
11/09/12 BankUnited Center

Stetson 0-1 Player fg fga fg3 fga3 ft fta of de tot pf tp a to b s min

TOTAL FG% 1st Half: 12-29 41.4% 2nd Half: 16-34 47.1% Game: 44.4%

Miami 1-0 Player fg fga fg3 fga3 ft fta of de tot pf tp a to b s min

TOTAL FG% 1st Half: 11-28 39.3% 2nd Half: 21-33 63.6% Game: 52.5%

Officials: Jerry Heater, JB Caldwell, Brian Shey
Technical fouls: Stetson-None. University of Miami-None.

Miami 77, Detroit 62
Game 4
11/24/12 BankUnited Center

DETROIT 2-2 Player fg fga fg3 fga3 ft fta of de tot pf tp a to b s min

TOTAL FG% 1st Half: 11-32 34.4% 2nd Half: 10-27 37.0% Game: 35.6%

Miami 3-1 Player fg fga fg3 fga3 ft fta of de tot pf tp a to b s min

TOTAL FG% 1st Half: 14-27 51.9% 2nd Half: 14-27 51.9% Game: 51.9%

Officials: Mike Eades, Ray Natili, Earl Walton
Technical fouls: DETROIT-None. University of Miami-None.

FGCU 63, Miami 51
Game 2
11/13/12 Alico Arena

Miami 1-1 Player fg fga fg3 fga3 ft fta of de tot pf tp a to b s min

TOTAL FG% 1st Half: 8-30 26.7% 2nd Half: 8-25 32.0% Game: 29.1%

FGCU 1-1 Player fg fga fg3 fga3 ft fta of de tot pf tp a to b s min

TOTAL FG% 1st Half: 14-26 53.8% 2nd Half: 11-25 44.0% Game: 49.0%

Officials: Brian Shey, Frank Raposo and Jerry Heater
Technical fouls: University of Miami-None. Florida Gulf Coast-None.

Miami 67, #13/14 Michigan State 59
Game 5
11/28/12 BankUnited Center

Michigan State 5-2 Player fg fga fg3 fga3 ft fta of de tot pf tp a to b s min

TOTAL FG% 1st Half: 13-29 44.8% 2nd Half: 11-30 36.7% Game: 40.7%

Miami 4-1 Player fg fga fg3 fga3 ft fta of de tot pf tp a to b s min

TOTAL FG% 1st Half: 11-24 45.8% 2nd Half: 10-20 50.0% Game: 47.7%

Officials: Roger Ayers, Les Jones, Ed Corbett
Technical fouls: Michigan State-None. University of Miami-None.

Miami 73, Jacksonville 57
Game 3
11/16/12 BankUnited Center

Jacksonville Player fg fga fg3 fga3 ft fta of de tot pf tp a to b s min

TOTAL FG% 1st Half: 8-23 34.8% 2nd Half: 12-27 44.4% Game: 40.0%

Miami Player fg fga fg3 fga3 ft fta of de tot pf tp a to b s min

TOTAL FG% 1st Half: 8-15 53.3% 2nd Half: 15-24 62.5% Game: 59.0%

Officials: Patrick Adams, Doug Sirmons, Ron Grover
Technical fouls: University of Miami-None. Jacksonville-None.

Miami 75, UMass 62
Game 6
12/01/12 Mullins Center

Miami 5-1 Player fg fga fg3 fga3 ft fta of de tot pf tp a to b s min

TOTAL FG% 1st Half: 11-27 40.7% 2nd Half: 14-25 56.0% Game: 48.1%

Massachusetts 3-3 Player fg fga fg3 fga3 ft fta of de tot pf tp a to b s min

TOTAL FG% 1st Half: 9-35 25.7% 2nd Half: 9-28 32.1% Game: 28.6%

Officials: Sean Hull, Tim Kelly, Chuck Jones
Technical fouls: University of Miami-None. Massachusetts-None.

Miami 62, Georgia Tech 49 Game 13
1/5/13 McCamish Pavilion

Table with columns: # Player, fg, fga, fg%, ft, fta, of, de, tot, pf, tp, a, t, b, s, min. Includes player stats for Julian Gamble, Kenny Kadji, Shane Larkin, Durand Scott, McKinney Jones, Raphael Akpejori, Rion Brown, Erik Swoope, Tonye Jekiri and team totals.

Table with columns: # Player, fg, fga, fg%, ft, fta, of, de, tot, pf, tp, a, t, b, s, min. Includes player stats for Georges-Hunt, Carter Jr., Miller, Daniel, Udofia, Mfon, Reed, Brandon, Royal, Julian, Jordan, Pierre, Bolden, Chris, Poole Jr., Stacey, Morris, Jason, Holsley, Jameson, Soloman and team totals.

Officials: Roger Ayers, Mike Eades, Doug Shows
Technical fouls: University of Miami-None. Georgia Tech-None.
Attendance: 7614

Score by Periods table with columns: 1st, 2nd, Total. Rows for University of Miami and Georgia Tech.

Points in the paint-UM 28,GT 16. Points off turnovers-UM 12,GT 10.
2nd chance points-UM 8,GT 8. Fast break points-UM 11,GT 7.
Bench points-UM 26,GT 19. Score tied-4 times. Lead changed-4 times.
Last FG-UM 2nd-04:40, GT 2nd-01:32.
Largest lead-UM by 23 2nd-08:07, GT by 3 1st-16:05.

Miami 68, UNC 59 Game 14
1/11/13 Smith Center

Table with columns: # Player, fg, fga, fg%, ft, fta, of, de, tot, pf, tp, a, t, b, s, min. Includes player stats for Kenny Kadji, Julian Gamble, Shane Larkin, Durand Scott, McKinney Jones, Raphael Akpejori, Rion Brown, Tonye Jekiri and team totals.

Table with columns: # Player, fg, fga, fg%, ft, fta, of, de, tot, pf, tp, a, t, b, s, min. Includes player stats for Hubert, Desmond, Bullock, Reggie, McDade, James, Strickland, Dexter, Paige, Marcus, Jones, Joel, Johnson, Brice, Hairston, P.J., Simmons, Jackson, Tokoto, J.P. and team totals.

Officials: Les Jones, Michael Stephens, Joe Lindsay
Technical fouls: University of Miami-None. North Carolina-None.
Attendance: 20516

Score by Periods table with columns: 1st, 2nd, Total. Rows for University of Miami and North Carolina.

Points in the paint-UM 22,NC 26. Points off turnovers-UM 14,NC 6.
2nd chance points-UM 11,NC 14. Fast break points-UM 2,NC 4.
Bench points-UM 9,NC 23. Score tied-7 times. Lead changed-11 times.
Last FG-UM 2nd-03:05, NC 2nd-00:48.
Largest lead-UM by 9 2nd-03:05, NC by 6 1st-03:09.

Miami 54, Maryland 47 Game 15
1/13/13 BankUnited Center

Table with columns: # Player, fg, fga, fg%, ft, fta, of, de, tot, pf, tp, a, t, b, s, min. Includes player stats for Dez Wells, James Padgett, Alex Len, Seth Allen, Nick Faust, Charles Mitchell, Logan Aronhalt, Jake Layman, Spencer Barks, PeShon Howard, Shaquille Cleare and team totals.

Table with columns: # Player, fg, fga, fg%, ft, fta, of, de, tot, pf, tp, a, t, b, s, min. Includes player stats for Kenny Kadji, Julian Gamble, Shane Larkin, Durand Scott, McKinney Jones, Raphael Akpejori, Rion Brown, Erik Swoope, Tonye Jekiri and team totals.

Officials: James Luckie, John Cahil, Tony Greene
Technical fouls: Maryland-None. University of Miami-None.
Attendance: 5809

Score by Periods table with columns: 1st, 2nd, Total. Rows for Maryland and University of Miami.

Points in the paint-MD 30,UM 24. Points off turnovers-MD 2,UM 9.
2nd chance points-MD 8,UM 8. Fast break points-MD 4,UM 4.
Bench points-MD 6,UM 4. Score tied-1 time. Lead changed-1 time.
Last FG-MD 2nd-00:07, UM 2nd-00:13.
Largest lead-MD by 1 1st-18:27, UM by 10 2nd-05:22.

Miami 60, Boston College 59 Game 16
1/16/13 Conte Forum

Table with columns: # Player, fg, fga, fg%, ft, fta, of, de, tot, pf, tp, a, t, b, s, min. Includes player stats for Kenny Kadji, Julian Gamble, Shane Larkin, Durand Scott, McKinney Jones, Raphael Akpejori, Rion Brown, Erik Swoope, Tonye Jekiri and team totals.

Table with columns: # Player, fg, fga, fg%, ft, fta, of, de, tot, pf, tp, a, t, b, s, min. Includes player stats for Anderson, Ryan, Jackson, Lonnie, Hanlan, Olivier, Rahon, Joe, Heckmann, Pat, Odio, Eddie, Clifford, Dennis, Rubin, Danny and team totals.

Officials: Karl Hess, Bryan Kersey, Tim Nestor
Technical fouls: University of Miami-None. Boston College-None.
Attendance: 3624

Score by Periods table with columns: 1st, 2nd, Total. Rows for University of Miami and Boston College.

Points in the paint-UM 26,BC 18. Points off turnovers-UM 10,BC 7.
2nd chance points-UM 11,BC 8. Fast break points-UM 0,BC 0.
Bench points-UM 7,BC 4. Score tied-8 times. Lead changed-10 times.
Last FG-UM 2nd-01:34, BC 2nd-02:30.
Largest lead-UM by 5 2nd-15:02, BC by 7 2nd-07:07.

#25 Miami 90, #1 Duke 63 Game 17
1/23/13 BankUnited Center

Table with columns: # Player, fg, fga, fg%, ft, fta, of, de, tot, pf, tp, a, t, b, s, min. Includes player stats for Quinn Cook, Mason Plumlee, Rashad Sulaimon, Amile Jefferson, Stry Curry, Tyler Thornton, Alex Murphy, John Hairston, Marshall Plumlee and team totals.

Table with columns: # Player, fg, fga, fg%, ft, fta, of, de, tot, pf, tp, a, t, b, s, min. Includes player stats for Shane Larkin, Durand Scott, McKinney Jones, Kenny Kadji, Julian Gamble, Steve Sorenson, Raphael Akpejori, Justin Heller, Rion Brown, Erik Swoope, Tonye Jekiri, Reggie Johnson and team totals.

Officials: Karl Hess, Ray Natili, Sean Hull
Technical fouls: Duke-None. Miami-None.
Attendance: 7972

Score by Periods table with columns: 1st, 2nd, Total. Rows for Duke and Miami.

Points in the paint-DU 36,UM 38. Points off turnovers-DU 16,UM 12.
2nd chance points-DU 10,UM 10. Fast break points-DU 0,UM 4.
Bench points-DU 14,UM 10. Score tied-1 time. Lead changed-3 times.
Last FG-DU 2nd-00:28, UM 2nd-01:40.
Largest lead-DU by 3 1st-19:47, UM by 34 2nd-01:40.

#25 Miami 71, Florida State 47 Game 18
1/27/13 BankUnited Center

Table with columns: # Player, fg, fga, fg%, ft, fta, of, de, tot, pf, tp, a, t, b, s, min. Includes player stats for White, Okaro, Turpin, Kiel, Brandon, Montay, Snaer, Michael, Whisnant, Terry, Booker, Devon, Gilchrist, Robert, Bojanovsky, Boris, Thomas, Aaron, Miller, Ian, Ojo, Michael and team totals.


Table with columns: # Player, fg, fga, fg%, ft, fta, of, de, tot, pf, tp, a, t, b, s, min. Includes player stats for Kenny Kadji, Julian Gamble, Shane Larkin, Durand Scott, McKinney Jones, Steve Sorenson, Raphael Akpejori, Justin Heller, Rion Brown, Erik Swoope, Tonye Jekiri, Reggie Johnson and team totals.

Officials: Joe Lindsay, Tim Kelly, Mike Stuart
Technical fouls: Florida State-None. Miami-None.
Attendance: 7972

Score by Periods table with columns: 1st, 2nd, Total. Rows for Florida State and Miami.

Points in the paint-FS 18,UM 34. Points off turnovers-FS 5,UM 11.
2nd chance points-FS 2,UM 15. Fast break points-FS 9,UM 4.
Bench points-FS 28,UM 19. Score tied-0 times. Lead changed-0 times.
Last FG-FS 2nd-01:50, UM 2nd-00:19.
Largest lead-FS None, UM by 24 2nd-00:19.

2012-13 Photo Roster



25
Garrius Adams
Sr. | G | 6-6 | 195
Apex, N.C.
Middle Creek




10
Raphael Akpejori
Jr. | F | 6-10 | 236
Lagos, Nigeria
Sunrise Christian Academy (Kan.)




15
Rion Brown
Jr. | G | 6-6 | 200
Hinesville, Ga.
Liberty County



45
Julian Gamble
Sr. | F/C | 6-10 | 250
Durham, N.C.
Southern Durham



12
Justin Heller
Jr. | G | 6-2 | 180
Boca Raton, Fla.
West Boca Raton Community




Tonye Jekiri
Fr. | C | 7-0 | 227
Hialeah, Fla.
Champagnat Catholic School




42
Reggie Johnson
Sr. | C | 6-10 | 292
Winston-Salem, N.C.
Winston-Salem Prep




35
Kenny Kadji
Sr. | F/C | 6-11 | 242
Douala, Cameroon
Pendleton/IMG/Florida



0
Shane Larkin
So. | G | 5-11 | 176
Orlando, Fla.
Dr. Phillips (Fla.)




4
Trey McKinney Jones
Sr. | G | 6-5 | 220
Milwaukee, Wis.
South Milwaukee/UMKC



1
Durand Scott
Sr. | G | 6-5 | 203
The Bronx, N.Y.
Rice High



3
Steve Sorenson
Fr. | G | 6-0 | 151
Dallas, Texas
Mark's School of Texas



21
Erik Swoope
Jr. | F | 6-6 | 233
Lake Elsinore, Calif.
Harvard-Westlake



Jim Larranaga
Head Coach



Eric Konkol
Assistant Coach



Michael Huger
Assistant Coach



Chris Caputo
Assistant Coach



Mike Summey
Director of Operations



GARRIUS ADAMS

Senior | Guard | 6-6 | 195

Apex, N.C. | Middle Creek

#25

Adams Season / Career Highs

Points

Season: --
Career: 16, at UNGC 02/15/11

Rebounds

Season: --
Career: 9, vs. Virginia 2/5/11

Assists

Season: --
Career: 6, vs. McNeese State 11/24/10

Steals

Season: --
Career: 3, (4x) last at Ole Miss 11/25/11

Blocked Shots

Season: --
Career: 2, (2x) last vs. Boston College 1/19/10

Field Goals

Season: --
Career: 6, at UNGC 2/15/11

Field Goal Attempts

Season: --
Career: 11, at UNGC 2/15/11

Free Throws

Season: --
Career: 7, vs. UCF 12/18/10

Free Throw Attempts

Season: --
Career: 12, vs. UCF 12/18/10

3-Point Field Goals

Season: --
Career: 4 (2x) last at West Virginia 12/10/11

3-Point Field Goal Attempts

Season: --
Career: 7 (4x) last vs. FGCU 11/22/11

Foul Disqualifications

Season: --
Career: 1, vs. Tennessee Tech 11/11/11

Minutes

Season: --
Career: 40, vs. Virginia 2/5/11

As a Junior (2011-12): In 19 games, averaged 4.5 points, 2.1 rebounds, 0.9 assists and 0.6 steals in 16.9 minutes per game ... Shot 39.7 percent from field, 34.0 from distance and 55.0 at the line ... Started first six games of season ... Sat out 14 games in January and February with lower extremity injury. Had surgery on Jan. 19 and returned to court Feb. 18 ... Posted 2.4 points, 0.6 rebounds in five ACC games ... Scored 6.5 ppg in two NIT games, playing 25.5 mpg ... Led (or tied) for team game highs in steals four times and in scoring, rebounding, assists and blocks once apiece ... Season highs include 15 points at West Virginia, eight rebounds vs. Tennessee Tech, three assists vs. Valparaiso, trio of steals at Ole Miss, four three-pointers made at West Virginia and 32 minutes at West Virginia and against Florida Gulf Coast.

As a Sophomore (2010-11): Played in all 36 games, with 24 starts - including stretch of 15 straight during ACC play (1/15-3/6) ... Averaged 7.3 points, 3.7 rebounds, 1.8 assists and 1.0 steal in 28.2 minutes per game ... Played at least 20 minutes in 33-of-36 games this season, with 1,014 minutes on hardwood, ranking 17th in program history ... Scored in double-figures 12 times, including seven times versus ACC opponents ... Grabbed five-plus boards 11 times, including season-high nine in overtime win against Virginia (2/5).

As a Freshman (2009-10): Averaged 3.8 points and 2.1 rebounds per game, playing in 32 games as true freshman -- tying Reggie Johnson for second-most appearances among UM freshmen in 2009-10 ... Started seven-straight games in ACC play -- also second most among UM freshmen, posting 3.9 points and 1.7 boards per outing versus conference opponents ... Knocked down three-pointer in seven of last 12 games ... Scored in double figures twice, including season- and game-high 13 points at Wake Forest (2/2) on season-best 4-of-8 shooting from field -- including season-best 3-for-5 from beyond the -- with three rebounds and steal.

High School: Ranked among the top 20 shooting guards by ESPN and among top 30 by *Scout* ... Averaged 21.8 points per game as a senior en route to setting Middle Creek High School scoring record in career points ... In 2009, named to N.C. Basketball Coaches Association District 5 All-District first team and *NCPreps.com* All-State Boys Basketball Team ... Competed in North Carolina/South Carolina All-Star Classic ... As a junior, averaged 18.2 points and 7.8 rebounds per game en route to NCHSAA 4-A All-State honors ... Coached by David Kushner ... Averaged 20.1 points per game with AAU team -- Garner Road, and was named to all-tournament team at Bob Gibbons Tournament of Champions in May 2008 ... Also recruited by Wake Forest, NC State, Virginia Tech and South Carolina.

Personal: First name is pronounced GARY-us ... Born Nov. 15, 1990 ... Son of Valerie and Gary Adams ... Brother to Deion, Ashley and Destiny ... Will graduate in June 2013 with a degree in sports administration ... Aspirations of becoming general manager of NBA team ... Off the court, enjoys music.

| 2009-10 | | | |
|-------------------|----|---|---|
| Opposition | P | R | A |
| NC Central | 3 | 4 | 0 |
| Nova Southeastern | 10 | 2 | 0 |
| Tulane | 4 | 2 | 1 |
| UNC Wilmington | 0 | 0 | 0 |
| South Carolina | 3 | 2 | 0 |
| FGCU | 6 | 3 | 2 |
| USC Upstate | 1 | 3 | 1 |
| Minnesota | 2 | 1 | 1 |
| at Boston College | 4 | 1 | 1 |
| SC State | 5 | 4 | 1 |
| at Stetson | 4 | 5 | 0 |
| FAU | 9 | 2 | 1 |
| NC A&T | 1 | 8 | 1 |
| Bethune-Cookman | 6 | 2 | 0 |
| at Pepperdine | 5 | 1 | 2 |
| Wake Forest | 0 | 1 | 0 |
| at Virginia Tech | 6 | 2 | 1 |
| at Virginia | 0 | 1 | 0 |
| Boston College | 2 | 2 | 3 |
| at Maryland | 4 | 1 | 1 |
| Virginia Tech | 3 | 1 | 0 |
| at Wake Forest | 13 | 3 | 0 |
| at Florida St. | 5 | 3 | 1 |
| Georgia Tech | 6 | 3 | 0 |
| at Clemson | 5 | 0 | 2 |
| Duke | 2 | 2 | 0 |
| Virginia | 3 | 3 | 0 |
| NC State | 9 | 1 | 0 |
| at North Carolina | 0 | 1 | 0 |
| Florida St. | 0 | 2 | 0 |
| Wake Forest | 0 | 0 | 0 |
| Duke | 0 | 0 | 0 |

| 2010-11 | | | |
|------------------|----|---|---|
| Opposition | P | R | A |
| Jacksonville | 3 | 1 | 3 |
| at Memphis | 5 | 7 | 0 |
| N.C. Central | 10 | 3 | 2 |
| at Rutgers | 0 | 0 | 0 |
| McNeese St. | 11 | 4 | 6 |
| at FGCU | 13 | 5 | 1 |
| Ole Miss | 6 | 3 | 2 |
| West Virginia | 9 | 3 | 2 |
| Stetson | 4 | 2 | 5 |
| UCF | 7 | 5 | 0 |
| Oral Roberts | 10 | 2 | 0 |
| Rice | 9 | 4 | 3 |
| Akron | 4 | 1 | 1 |
| Pepperdine | 6 | 0 | 2 |
| at Duke | 0 | 3 | 0 |
| at Clemson | 14 | 5 | 3 |
| BC | 12 | 2 | 2 |
| Florida St. | 2 | 8 | 2 |
| at NC State | 2 | 2 | 2 |
| UNC | 12 | 3 | 1 |
| at Virginia Tech | 11 | 2 | 1 |
| Georgia Tech | 11 | 3 | 1 |
| Virginia | 8 | 9 | 2 |
| at Wake Forest | 8 | 4 | 1 |
| Duke | 9 | 6 | 2 |
| at UNGC | 16 | 4 | 2 |
| Clemson | 4 | 5 | 3 |
| at BC | 12 | 6 | 4 |
| at Florida St. | 7 | 8 | 3 |
| Maryland | 4 | 4 | 3 |
| at Georgia Tech | 7 | 1 | 1 |
| Virginia Tech | 10 | 5 | 2 |
| UNC | 0 | 3 | 1 |
| FAU | 4 | 2 | 1 |
| Missouri St. | 8 | 3 | 1 |
| at Alabama | 4 | 4 | 1 |

| 2011-12 | | | |
|-------------------|----|---|---|
| Opposition | P | R | A |
| TENNESSEE TECH | 3 | 8 | 0 |
| RUTGERS | 9 | 3 | 2 |
| UNF | 14 | 5 | 2 |
| FLA. GULF COAST | 7 | 4 | 1 |
| at Ole Miss | 4 | 7 | 1 |
| at Purdue | 2 | 1 | 1 |
| Memphis | 0 | 0 | 0 |
| at West Virginia | 15 | 3 | 2 |
| APPALACHIAN ST. | 3 | 1 | 1 |
| UNCG | 0 | 1 | 1 |
| WAKE FOREST | 6 | 2 | 1 |
| at Maryland | 0 | 0 | 0 |
| FLORIDA STATE | 1 | 0 | 0 |
| at NC State | 5 | 1 | 0 |
| BOSTON COLLEGE | 0 | 0 | 1 |
| at Georgia Tech | 0 | 0 | 0 |
| vs. Florida State | 3 | 1 | 1 |
| VALPARAISO | 8 | 2 | 3 |
| MINNESOTA | 5 | 1 | 0 |

ADAMS CAREER STATISTICS

| Season | GP | GS | Min. | Avg. | FG | | Total | 3-Point | | FT | Free Throws | | Rebounds | | | | Scoring | | | | | | | | |
|--------------|-----------|-----------|-------------|-------------|------------|------------|-------------|-----------|------------|-------------|-------------|------------|-------------|-----------|------------|------------|------------|------------|----------|------------|-----------|-----------|-----------|------------|------------|
| | | | | | Pct. | FGA | Pct. | FGA | Pct. | | Off. | Def. | Tot. | Avg. | PF | FO | Ast. | TO | Blk | Stl | Pts. | Avg. | | | |
| 2009-10 | 32 | 7 | 540 | 16.9 | 38 | 118 | .322 | 26 | 89 | .292 | 19 | 29 | 655 | 19 | 47 | 66 | 2.1 | 20 | 0 | 19 | 25 | 6 | 23 | 121 | 3.8 |
| 2010-11 | 36 | 24 | 1014 | 28.2 | 88 | 227 | .388 | 35 | 114 | .307 | 51 | 75 | .680 | 37 | 95 | 132 | 3.7 | 68 | 0 | 66 | 60 | 6 | 37 | 262 | 7.3 |
| 2011-12 | 19 | 6 | 319 | 16.8 | 29 | 73 | .397 | 16 | 47 | .340 | 11 | 20 | .550 | 11 | 29 | 40 | 2.1 | 21 | 1 | 17 | 14 | 2 | 11 | 85 | 4.5 |
| TOTAL | 87 | 37 | 1873 | 21.5 | 155 | 418 | .371 | 77 | 250 | .308 | 81 | 124 | .653 | 67 | 171 | 238 | 2.7 | 109 | 1 | 102 | 99 | 14 | 71 | 468 | 5.4 |



RAPHAEL AKPEJIORI #10

Junior | Forward | 6-10 | 236

Lagos, Nigeria | Sunrise Christian Academy (Kan.)

- Very strong and physical player who loves contact and has no regard for his own body
- Sets hard screens and rebounds at a good rate
- Majoring in mechanical engineering, taking classes such as applied thermodynamics and design of fluid & thermal systems. Three siblings are studying in Nigeria to be a civil engineer, chemical engineer and cell biology & genetics engineer.
- 185 test: 16 reps | Front squat: 330 | 1-step vertical: 33.5 | Bench max: 270
- Improved bench max from 215 to 270 and 185 test from 9-16 in 15 months under strength coach Jim Krumpus
- Full name is Ethasor Raphael Akpejori ... Goes by Raphael ... First name is pronounced A-tha-saur ... Last name is pronounced AHK-peh-jour-ee
- Born Oct. 10, 1990
- Also recruited by Texas A&M, Colorado, USF and UCF

As a Sophomore (2011-12):

- Averaged 3.1 points and 2.6 rebounds in first nine games of season
- Led (or tied) for team game highs in blocked shots three times and in rebounds once
- Averaged 11.9 minutes per game until return of Reggie Johnson
- Book Buster (3.0 GPA), Athletics Director Honor Roll (3.2 GPA), Dean's List (3.5 GPA)

As a Freshman (2010-11):

- UM's second-most active player on glass, pulling down 18.5 percent of rebounds when in game - including 20.8 percent of defensive boards.

High School

Kansas All-State Class 1-A honorable mention selection ... Rated as No. 64 power forward by ESPN ... Played AAU basketball for Baltimore Elite ... Played in international game during 2008 Jordan Brand Basketball Classic in New York City.

| 2010-11 | | | | 2011-12 | | | |
|------------------|---|---|---|-------------------|---|---|---|
| Opposition | P | R | A | Opposition | P | R | A |
| Jacksonville | 0 | 1 | 0 | TENNESSEE TECH | 7 | 3 | 0 |
| at Memphis | 2 | 1 | 0 | RUTGERS | 3 | 1 | 1 |
| N.C. Central | 8 | 5 | 0 | UNF | 5 | 4 | 0 |
| at Rutgers | 4 | 2 | 0 | FLA. GULF COAST | 0 | 0 | 0 |
| McNeese St. | 2 | 4 | 0 | at Ole Miss | 0 | 1 | 0 |
| at FGCU | 1 | 2 | 0 | at Purdue | 2 | 7 | 1 |
| West Virginia | 0 | 0 | 0 | UMASS | 6 | 3 | 0 |
| Stetson | 2 | 0 | 0 | Memphis | 2 | 2 | 0 |
| UCF | 1 | 1 | 0 | at West Virginia | 3 | 2 | 0 |
| Oral Roberts | 2 | 4 | 0 | at Charlotte | 0 | 0 | 0 |
| Rice | 0 | 2 | 0 | APPALACHIAN ST. | 0 | 0 | 0 |
| Pepperdine | 3 | 2 | 0 | at North Carolina | 2 | 1 | 0 |
| at Duke | 1 | 3 | 0 | at Boston College | 0 | 0 | 0 |
| at Clemson | 0 | 0 | 0 | MARYLAND | 4 | 1 | 0 |
| Florida St. | 2 | 0 | 0 | VIRGINIA TECH | 0 | 0 | 0 |
| UNC | 1 | 1 | 0 | NORTH CAROLINA | 0 | 0 | 0 |
| at Virginia Tech | 0 | 0 | 0 | WAKE FOREST | 0 | 0 | 0 |
| at UNG | 2 | 2 | 0 | at Maryland | 2 | 2 | 0 |
| Maryland | 0 | 0 | 0 | FLORIDA STATE | 0 | 4 | 0 |
| at Alabama | 0 | 1 | 0 | at Georgia Tech | 0 | 0 | 0 |
| | | | | vs. Florida State | 0 | 1 | 0 |
| | | | | MINNESOTA | 0 | 1 | 0 |

Akpejori Season / Career Highs

Points
Season: 4, at Boston College, 1/16/13
Career: 8, vs. NC Central 11/19/10
ACC: 4 (2x) last at Boston College, 1/16/13

Rebounds
Season: 4 (2x) last vs. Maryland, 1/13/13
Career: 7, at Purdue 11/29/11
ACC: 4 (3x) last vs. Maryland, 1/13/13

Assists
Season: 1, vs. Florida State, 1/27/13
Career: 1 (3x), last vs. Florida State, 1/27/13
ACC: 1, vs. Florida State, 1/27/13

Steals
Season: 1 (3x), last vs. Florida State, 1/27/13
Career: 1, (8x), last vs. Florida State, 1/27/13
ACC: 1 (5x), last vs. Florida State, 1/27/13

Blocked Shots
Season: 2, vs. Charlotte, 12/14/12
Career: 4 (2x), last vs. UNF 11/19/11
ACC: 2, vs. Florida State, 1/19/11

Field Goals
Season: 2, at Boston College, 1/16/13
Career: 3(2x) last vs. Tennessee Tech 11/11/11
ACC: 2 (2x) last at Boston College, 1/16/13

Field Goal Attempts
Season: 3 (2x) last at Boston College, 1/16/13
Career: 4, UNF 11/19/11
ACC: 3 (3x) last at Boston College, 1/16/13

Free Throws
Season: 1, vs. Arizona, 12/23/12
Career: 4, at Rutgers 11/21/10
ACC: 2, vs. Florida State, 1/19/11

Free Throw Attempts
Season: 2, vs. Arizona, 12/23/12
Career: 4 (4x), last vs. Memphis 12/06/11
ACC: 3, at Duke, 1/2/11

3-Point Field Goals
Season: --
Career: --
ACC: --

3-Point Field Goal Attempts
Season: --
Career: --
ACC: --

Foul Disqualifications
Season: --
Career: --
ACC: --

Minutes
Season: 13, at Georgia Tech, 1/5/13
Career: 22, vs. UNF 11/19/11
ACC: 13, at Georgia Tech, 1/5/13

CAREER STATISTICS

| Season | GP | GS | Min. | Avg. | Total | | | 3-Point | | | Free Throws | | | Rebounds | | | | Scoring | | | | | | | |
|--------------|-----------|----------|------------|------------|-----------|-----------|-------------|----------|----------|-------------|-------------|-----------|-------------|-----------|-----------|-----------|------------|-----------|----------|----------|-----------|-----------|----------|-----------|------------|
| | | | | | FG | FGA | Pct. | FG | FGA | Pct. | FT | FTA | Pct. | Off. | Def. | Tot. | Avg. | PF | FO | Ast. | TO | Blk | Stl | Pts. | Avg. |
| 2010-11 | 20 | 0 | 98 | 4.9 | 5 | 10 | .500 | 0 | 0 | .000 | 21 | 32 | .656 | 13 | 18 | 31 | 1.6 | 16 | 0 | 0 | 5 | 12 | 2 | 31 | 1.6 |
| 2011-12 | 22 | 3 | 147 | 6.7 | 13 | 27 | .481 | 0 | 0 | .000 | 10 | 17 | .588 | 21 | 12 | 33 | 1.5 | 27 | 0 | 2 | 7 | 11 | 4 | 36 | 1.6 |
| 2012-13 | 13 | 0 | 70 | 5.4 | 5 | 13 | .385 | 0 | 0 | .000 | 1 | 3 | .333 | 6 | 12 | 18 | 1.4 | 7 | 0 | 1 | 2 | 3 | 3 | 11 | 0.8 |
| TOTAL | 55 | 3 | 315 | 5.7 | 23 | 50 | .460 | 0 | 0 | .000 | 32 | 52 | .615 | 40 | 42 | 82 | 1.5 | 50 | 0 | 3 | 14 | 26 | 9 | 78 | 1.4 |

AKPEJIORI 2012-13

| Opponent | Date | TOTAL | | | 3-PTS | | | FREE THROWS | | | REBOUNDS | | | | PF | FO | A | TO | Blk | Stl | Pts | Avg | | |
|-------------------|----------|----------|-----------|----------|-----------|-------------|----------|-------------|-------------|----------|----------|-------------|----------|-----------|-----------|------------|----------|----------|----------|----------|----------|----------|-----------|------------|
| | | GS | Min | FG | FGA | Pct | 3FG | FGA | Pct | FT | FTA | Pct | Off | Def | | | | | | | | | Tot | Avg |
| STETSON | 11-09-12 | | DNP | | | | | | | | | | | | | | | | | | | | | |
| at FGCU | 11-13-12 | | DNP | | | | | | | | | | | | | | | | | | | | | |
| JACKSONVILLE | 11-16-12 | | DNP | | | | | | | | | | | | | | | | | | | | | |
| DETROIT | 11-24-12 | | DNP | | | | | | | | | | | | | | | | | | | | | |
| MICHIGAN STATE | 11-28-12 | | DNP | | | | | | | | | | | | | | | | | | | | | |
| at Massachusetts | 12-01-12 | | DNP | | | | | | | | | | | | | | | | | | | | | |
| CHARLOTTE | 12-14-12 | 3 | 1 | 2 | .500 | 0 | 0 | .000 | 0 | 1 | .000 | 0 | 0 | 0 | 0.0 | 0 | 0 | 0 | 0 | 2 | 0 | 2 | 2.0 | |
| at UCF | 12-18-12 | 1 | 0 | 0 | .000 | 0 | 0 | .000 | 0 | 0 | .000 | 0 | 1 | 1 | 0.5 | 0 | 0 | 0 | 0 | 0 | 0 | 0 | 1.0 | |
| at Hawai'i | 12-22-12 | 4 | 0 | 0 | .000 | 0 | 0 | .000 | 0 | 0 | .000 | 1 | 1 | 2 | 1.0 | 0 | 0 | 0 | 0 | 0 | 0 | 0 | 0.7 | |
| vs Arizona | 12-23-12 | 3 | 0 | 0 | .000 | 0 | 0 | .000 | 1 | 2 | .500 | 0 | 1 | 1 | 1.0 | 0 | 0 | 0 | 0 | 0 | 0 | 1 | 0.8 | |
| vs Indiana State | 12-25-12 | 11 | 1 | 2 | .500 | 0 | 0 | .000 | 0 | 0 | .000 | 2 | 1 | 3 | 1.4 | 1 | 0 | 0 | 1 | 0 | 0 | 2 | 1.0 | |
| LA SALLE | 01-02-13 | 3 | 0 | 0 | .000 | 0 | 0 | .000 | 0 | 0 | .000 | 0 | 0 | 0 | 1.2 | 0 | 0 | 0 | 0 | 0 | 0 | 0 | 0.8 | |
| at Georgia Tech | 01-05-13 | 13 | 1 | 3 | .333 | 0 | 0 | .000 | 0 | 0 | .000 | 1 | 3 | 4 | 1.6 | 4 | 0 | 0 | 1 | 0 | 1 | 2 | 1.0 | |
| at North Carolina | 01-10-13 | 7 | 0 | 0 | .000 | 0 | 0 | .000 | 0 | 0 | .000 | 0 | 0 | 0 | 1.4 | 0 | 0 | 0 | 0 | 1 | 0 | 0 | 0.9 | |
| MARYLAND | 01-13-13 | 7 | 0 | 2 | .000 | 0 | 0 | .000 | 0 | 0 | .000 | 2 | 2 | 4 | 1.7 | 1 | 0 | 0 | 0 | 0 | 1 | 0 | 0.8 | |
| at Boston College | 01-16-13 | 12 | 2 | 3 | .667 | 0 | 0 | .000 | 0 | 0 | .000 | 0 | 2 | 2 | 1.7 | 0 | 0 | 0 | 0 | 0 | 0 | 4 | 1.1 | |
| DUKE | 01-23-13 | 2 | 0 | 0 | .000 | 0 | 0 | .000 | 0 | 0 | .000 | 0 | 1 | 1 | 1.6 | 0 | 0 | 0 | 0 | 0 | 0 | 0 | 1.0 | |
| FLORIDA STATE | 01-27-13 | 2 | 0 | 0 | .000 | 0 | 0 | .000 | 0 | 0 | .000 | 0 | 0 | 0 | 1.5 | 1 | 0 | 1 | 0 | 0 | 1 | 0 | 0.9 | |
| at Virginia Tech | 01-30-13 | | DNP | | | | | | | | | | | | | | | | | | | | | |
| at NC State | 02-02-13 | | DNP | | | | | | | | | | | | | | | | | | | | | |
| BOSTON COLLEGE | 02-05-13 | 2 | 0 | 1 | .000 | 0 | 0 | .000 | 0 | 0 | .000 | 0 | 0 | 0 | 1.4 | 0 | 0 | 0 | 0 | 0 | 0 | 0 | 0.8 | |
| Totals | | 0 | 70 | 5 | 13 | .385 | 0 | 0 | .000 | 1 | 3 | .333 | 6 | 12 | 18 | 1.4 | 7 | 0 | 1 | 2 | 3 | 3 | 11 | 0.8 |



TONYE JEKIRI

Freshman | Center | 7-0 | 227

#23

Hialeah, Fla. | Champagnat Catholic School

- Only played basketball for three years after moving to South Florida in September 2010 to begin hoops career
- Terrific learner who picks up concepts quickly
- Good passer for his size
- Developing his offensive game
- Can play with back to basket or step out for a 10-12-foot shot
- Runs the floor like a guard and has unstoppable motor
- Only scholarship freshman on the team, second Florida recruit in Larranaga era
- Acclimated himself well from Nigeria to US culture
- Chose jersey number 23 because July 23 is birthday
- 185 test: 9 reps | front squat: 245 | 1-step vertical: 31.5 | Bench max: 235
- Majoring in sports administration
- Born July 23, 1994 in Nigeria ... Given name is Tonye Frank Jekiri (TAHN-yay Ja-KEER-EE) ... Brother to Tammie, Omiebi and Boma
- Originally from Nigeria, Jekiri moved to South Florida in September 2010 to begin basketball career ... Previously played soccer
- Chose Miami over considerations from Virginia Tech, Clemson, Florida State, Auburn, Vanderbilt and Alabama
- Larranaga's second recruit from state of Florida, joining current Canes sophomore Shane Larkin from Orlando, Fla.

High School

Rated 17th-best center in country by *ESPN.com* and No. 13 by *Scout.com* ... Averaged 20 points, 12 rebounds and 5 blocks per game as a senior ... Notched 45 points and 20 rebounds in regional semifinals and 18 points, 14 rebounds and six blocks in regional finals ... Led team to 2A state title game ... First team 2011-12 Boys Class 2A All-State team ... First team All-FHSAA Tournament at state championships ... *Orlando Sentinel's* 2011-12 All-Florida boys basketball team ... Averaged 14 points and 10 rebounds per game as a junior with Champagnat, first year of organized hoops ... Team MVP ... Team captain ... On AAU circuit, played for Team Breakdown ... Dominated at Source Hoops Elite Camp and led Team Breakdown to championships in Breakdown Hoops Festival and Big Shots Myrtle Beach I.

Jekiri Career Highs

Points

Career: 4, vs. Florida State, 1/27/13
ACC: 4, vs. Florida State, 1/27/13

Rebounds

Career: 4 (2x) last vs. Boston College 2/5/13
ACC: 4 (2x) last vs. Boston College 2/5/13

Assists

Career: 1 (2x), last at Boston College, 1/16/13
ACC: 1, at Boston College, 1/16/13

Steals

Career: 1 (5x), last vs. Boston College 2/5/13
ACC: 1 (3x), last vs. Boston College 2/5/13

Blocked Shots

Career: 2, vs. Charlotte, 12/14/12
ACC: 1 (4x), last vs. Boston College 2/5/13

Field Goals

Career: 2, vs. Florida State, 1/27/13
ACC: 2, vs. Florida State, 1/27/13

Field Goal Attempts

Career: 3 (3x), last vs. Florida State, 1/27/13
ACC: 3 (2x), last vs. Florida State, 1/27/13

Free Throws

Career: 2, at Georgia Tech, 1/5/13
ACC: 2, at Georgia Tech, 1/5/13

Free Throw Attempts

Career: 2 (4x), last vs. Boston College 2/5/13
ACC: 2 (2x), last vs. Boston College 2/5/13

3-Point Field Goals

Career: --
ACC: --

3-Point Field Goal Attempts

Career: --
ACC: --

Foul Disqualifications

Career: --

Minutes

Career: 12 (2x) last vs. Florida State, 1/27/13
ACC: 12 (2x) last vs. Florida State, 1/27/13

CAREER STATISTICS

| Season | GP | GS | Min. | Avg. | Total | | | 3-Point | | | Free Throws | | | Rebounds | | | | Scoring | | | | | | | |
|---------|----|----|------|------|-------|-----|------|---------|-----|------|-------------|-----|------|----------|------|------|------|---------|----|------|----|-----|-----|------|------|
| | | | | | FG | FGA | Pct. | FG | FGA | Pct. | FT | FTA | Pct. | Off. | Def. | Tot. | Avg. | PF | FO | Ast. | TO | Blk | Stl | Pts. | Avg. |
| 2012-13 | 19 | 0 | 132 | 6.9 | 7 | 15 | .467 | 0 | 0 | .000 | 4 | 10 | .400 | 16 | 12 | 28 | 1.5 | 20 | 0 | 3 | 8 | 7 | 5 | 18 | 0.9 |

JEKIRI 2012-13

| Opponent | Date | GS | Min | TOTAL | | | 3-PTS | | | FREE THROWS | | | REBOUNDS | | | | PF | FO | A | TO | Blk | Stl | Pts | Avg |
|-------------------|----------|----|-----|-------|-------|------|-------|------|------|-------------|-------|------|----------|-----|-----|-----|----|----|---|----|-----|-----|-----|-----|
| | | | | FG | FGA | Pct | 3FG | FGA | Pct | FT | FTA | Pct | Off | Def | Tot | Avg | | | | | | | | |
| STETSON | 11-09-12 | | DNP | | | | | | | | | | | | | | | | | | | | | |
| at FGCU | 11-13-12 | 9 | 0 | 0 | .000 | 0 | 0 | .000 | 1 | 2 | .500 | 1 | 1 | 2 | 2.0 | 2 | 0 | 0 | 1 | 0 | 0 | 1 | 1.0 | |
| JACKSONVILLE | 11-16-12 | 6 | 0 | 0 | .000 | 0 | 0 | .000 | 0 | 1 | .000 | 0 | 0 | 0 | 1.0 | 1 | 0 | 0 | 1 | 0 | 1 | 0 | 0.5 | |
| DETROIT | 11-24-12 | | DNP | | | | | | | | | | | | | | | | | | | | | |
| MICHIGAN STATE | 11-28-12 | 8 | 0 | 0 | .000 | 0 | 0 | .000 | 0 | 0 | .000 | 0 | 2 | 2 | 1.3 | 1 | 0 | 0 | 0 | 0 | 0 | 0 | 0.3 | |
| at Massachusetts | 12-01-12 | 2 | 0 | 0 | .000 | 0 | 0 | .000 | 0 | 0 | .000 | 0 | 0 | 0 | 1.0 | 0 | 0 | 0 | 0 | 0 | 0 | 0 | 0.3 | |
| CHARLOTTE | 12-14-12 | 11 | 0 | 0 | .000 | 0 | 0 | .000 | 0 | 0 | .000 | 0 | 0 | 0 | 0.8 | 1 | 0 | 0 | 0 | 2 | 0 | 0 | 0.2 | |
| at UCF | 12-18-12 | 8 | 1 | 3 | .333 | 0 | 0 | .000 | 1 | 2 | .500 | 2 | 0 | 2 | 1.0 | 4 | 0 | 0 | 0 | 0 | 0 | 3 | 0.7 | |
| at Hawai'i | 12-22-12 | 9 | 0 | 0 | .000 | 0 | 0 | .000 | 0 | 0 | .000 | 0 | 0 | 0 | 0.9 | 1 | 0 | 1 | 0 | 0 | 1 | 0 | 0.6 | |
| vs Arizona | 12-23-12 | 7 | 0 | 1 | .000 | 0 | 0 | .000 | 0 | 0 | .000 | 1 | 1 | 2 | 1.0 | 3 | 0 | 0 | 0 | 1 | 0 | 0 | 0.5 | |
| vs Indiana State | 12-25-12 | 0 | 0 | 0 | .000 | 0 | 0 | .000 | 0 | 0 | .000 | 0 | 0 | 0 | 0.9 | 0 | 0 | 0 | 0 | 0 | 0 | 0 | 0.4 | |
| LA SALLE | 01-02-13 | 3 | 0 | 0 | .000 | 0 | 0 | .000 | 0 | 0 | .000 | 0 | 1 | 1 | 0.9 | 0 | 0 | 0 | 0 | 0 | 0 | 0 | 0.4 | |
| at Georgia Tech | 01-05-13 | 7 | 0 | 0 | .000 | 0 | 0 | .000 | 2 | 2 | 1.000 | 2 | 0 | 2 | 1.0 | 0 | 0 | 0 | 1 | 1 | 0 | 2 | 0.5 | |
| at North Carolina | 01-10-13 | 2 | 0 | 0 | .000 | 0 | 0 | .000 | 0 | 0 | .000 | 1 | 0 | 1 | 1.0 | 0 | 0 | 0 | 0 | 0 | 0 | 0 | 0.5 | |
| MARYLAND | 01-13-13 | 7 | 1 | 2 | .500 | 0 | 0 | .000 | 0 | 0 | .000 | 2 | 2 | 4 | 1.2 | 1 | 0 | 0 | 0 | 0 | 0 | 2 | 0.6 | |
| at Boston College | 01-16-13 | 7 | 0 | 0 | .000 | 0 | 0 | .000 | 0 | 0 | .000 | 0 | 1 | 1 | 1.2 | 1 | 0 | 1 | 1 | 0 | 1 | 0 | 0.6 | |
| DUKE | 01-23-13 | 12 | 1 | 3 | .333 | 0 | 0 | .000 | 0 | 1 | .000 | 1 | 1 | 2 | 1.3 | 0 | 0 | 0 | 0 | 1 | 1 | 2 | 0.7 | |
| FLORIDA STATE | 01-27-13 | 12 | 2 | 3 | .667 | 0 | 0 | .000 | 0 | 0 | .000 | 1 | 1 | 2 | 1.3 | 3 | 0 | 0 | 2 | 1 | 0 | 4 | 0.9 | |
| at Virginia Tech | 01-30-13 | 6 | 1 | 1 | 1.000 | 0 | 0 | .000 | 0 | 0 | .000 | 0 | 1 | 1 | 1.3 | 1 | 0 | 0 | 0 | 0 | 0 | 2 | 0.9 | |
| at NC State | 02-02-13 | 6 | 0 | 0 | .000 | 0 | 0 | .000 | 0 | 0 | .000 | 2 | 0 | 2 | 1.3 | 0 | 0 | 1 | 2 | 0 | 0 | 0 | 0.9 | |
| BOSTON COLLEGE | 02-05-13 | 10 | 1 | 2 | .500 | 0 | 0 | .000 | 0 | 2 | .000 | 3 | 1 | 4 | 1.5 | 1 | 0 | 0 | 0 | 1 | 1 | 2 | 0.9 | |
| Totals | | 0 | 132 | 7 | 15 | .467 | 0 | 0 | .000 | 4 | 10 | .400 | 16 | 12 | 28 | 1.5 | 20 | 0 | 3 | 8 | 7 | 5 | 18 | 0.9 |



REGGIE JOHNSON

Senior | Center | 6-10 | 292

#42

Winston-Salem, N.C. | Winston-Salem Prep

Johnson Season / Career Highs
Points
 Season: 22, vs. Stetson 11/9/12
 Career: 27, at Duke 2/5/12
 ACC: 27 at Duke, 2/5/12

Rebounds
 Season: 13 (2x) last at UCF 12/18/12
 Career: 20, vs. FAU 3/16/11
 ACC: 16 vs. Maryland, 3/2/11

Assists
 Season: 2 (3x) last vs. Boston College 2/5/13
 Career: 5, vs. FAU 12/17/11
 ACC: 4 (2x), last vs. Boston College

Steals
 Season: 1 (5x) last at NC State, 2/2/13
 Career: 2 (4x), last vs. Georgia Tech 2/3/11
 ACC: 2, Georgia Tech, 2/3/11

Blocked Shots
 Season: 6, at UMass, 12/1/12
 Career: 6, at UMass, 12/1/12
 ACC: 5, at NC State 1/23/11

Field Goals
 Season: 6 (2x), last at UMass, 12/1/12
 Career: 11, at Duke 2/5/12
 ACC: 11, at Duke 2/5/12

Field Goal Attempts
 Season: 16, vs. Stetson 11/9/12
 Career: 17 (2x), last at Duke 2/5/12
 ACC: 17 (2x), last at Duke 2/5/12

Free Throws
 Season: 10, vs. Stetson 11/9/12
 Career: 10, vs. Stetson 11/9/12
 ACC: 9, at Wake Forest, 2/9/11

Free Throw Attempts
 Season: 14, vs. Stetson 11/9/12
 Career: 14, vs. Stetson 11/9/12
 ACC: 12, at Wake Forest, 2/9/11

3-Point Field Goals
 Season: 1, at UCF 12/18/12
 Career: 1 (5x), last at UCF 12/18/12
 ACC: 1 (4x), last at BC 3/3/12

3-Point Field Goal Attempts
 Season: 3, vs. Stetson 11/9/12
 Career: 3, vs. Stetson 11/9/12
 ACC: 2 (2x) last at BC 3/3/12

Foul Disqualifications
 Season: --
 Career: 6x: 1-11/12; 4-10/11; 1-09/10

Minutes
 Season: 33, at UMass, 12/1/12
 Career: 36, vs. FAU 12/17/11
 ACC: 35 (2x) last at Duke, 2/5/12

Double-doubles
 13 in 2010-11
 1 in 2011-12
 4 in 2012-13

2011 All-ACC Honorable Mention
2010 ACC All-Tournament Second Team
ACC Player of the Week - Feb. 6, 2012

- Immovable presence inside with soft hands, good agility and foot speed
- Provides big body inside with a 7-2 wingspan
- Developing a top of the key 3-point shot
- Another coach on the sideline during his injury, encouraging the bigs
- Graduated with a degree in liberal arts in Dec. 2012 ... Currently taking courses the College of Arts and Sciences.
- Carolina Panthers fan, enjoys WWF and wants to meet UM alum, The Rock
- 185 test: 23 reps | 1-step vertical: 27.5 | Bench max: 320
- Improved bench max from 250 to 320 pounds and 185 test from 13 to 23 reps in 15 months under strength coach Jim Krumpus
- Born Dec. 16, 1989 ... Son of Erika Johnson ... Brother to Chrisalyn Boston
- Graduated in December 2012 with a degree in liberal arts
- Nickname is Big Regg
- Also recruited by Wake Forest, Virginia Tech, Xavier and VCU
- Played basketball in China during summer of 2010 with Athletes in Action
- Played in 2012 Amare Stoudemire Skills Academy
- Lost approximately 40 pounds since arriving on campus in summer 2008

As a Junior (2011-12)

- Following season was listed sixth in rebounds on ACC's active career statistical leaders list
- Posted one double-double, a 27-point, 12-rebound performance in UM's first-ever win at Cameron Indoor Stadium against Duke
- First three-point attempt was a made trey against Maryland on Feb. 1
- Posted 15 points, nine rebounds, five blocks and five assists in 36 minutes in first game back from knee surgery (12/17)
- Sat out first nine games of season after successfully undergoing surgery on June 30 to repair a torn meniscus in right knee. Injured knee during pick-up game June 27
- Declared ineligible prior to game against Florida State (Feb. 26) following findings in ongoing joint NCAA-UM inquiry. Reinstated for Feb. 29 game at NC State.

As a Sophomore (2010-11)

- Shot 59.1 percent from field - third-highest percentage in a season in UM history (minimum 200 field goal attempts)
- Grabbed a team-high 21.7 percent of available rebounds while on court
- Pulled down 20 rebounds in NIT win over FAU

As a Redshirt Freshman (2009-10)

- Season-high 22 points (8-of-8 FG) with 6-of-6 shooting from line, four boards, two assists and a blocked shot in ACC Tournament opening-round win against Wake Forest (3/11).

As a True Freshman (2008-09)

- Redshirt season. Worked on conditioning and spent hours in the weight room

High School

Competed in basketball and track & field at Winston-Salem Prep ... Helped guide Phoenix to North Carolina 1-A state championship in basketball, finishing with 25 points and a state championship record 23 rebounds en route to title and MVP honors ... Two-time All-Northwest selection, led league with 24.1 points per game, 16.1 rebounds per game and 7.1 blocks per game as a senior in 2007-08 ... *NC Preps.com* 1-A Player of Year, *NC Preps.com* All-State Team, *Triad Sports Weekly* County Player of Year and *Triad Sports Weekly* All-Forsyth County Basketball Team ... Four-star recruit by *Scout.com*, which ranked him 17th among centers ... Played AAU basketball for Boo Williams.


CAREER STATISTICS

| Season | GP | GS | Min. | Avg. | Total | | | 3-Point | | | Free Throws | | | Rebounds | | | | Scoring | | | | | | | |
|--------------|------------|-----------|-------------|-------------|------------|------------|-------------|----------|-----------|-------------|-------------|------------|-------------|------------|------------|------------|------------|------------|----------|-----------|------------|------------|-----------|------------|------------|
| | | | | | FGA | Pct. | FT | FG | FGA | Pct. | FTA | Pct. | Off. | Def. | Tot. | Avg. | PF | FO | Ast. | TO | Blk | Stl | Pts. | Avg. | |
| 2009-10 | 32 | 6 | 434 | 13.6 | 60 | 115 | .522 | 0 | 0 | .000 | 84 | 107 | .785 | 59 | 89 | 148 | 4.6 | 70 | 1 | 13 | 24 | 21 | 16 | 204 | 6.4 |
| 2010-11 | 36 | 34 | 935 | 26.0 | 165 | 279 | .591 | 0 | 0 | .000 | 100 | 150 | .667 | 126 | 221 | 347 | 9.6 | 116 | 4 | 33 | 69 | 45 | 22 | 430 | 11.9 |
| 2011-12 | 23 | 22 | 602 | 26.2 | 88 | 179 | .492 | 4 | 11 | .364 | 51 | 72 | .708 | 59 | 106 | 165 | 7.2 | 70 | 1 | 36 | 37 | 23 | 14 | 231 | 10.0 |
| 2012-13 | 12 | 6 | 303 | 25.3 | 36 | 91 | .396 | 1 | 8 | .125 | 45 | 63 | .714 | 34 | 75 | 109 | 9.1 | 27 | 0 | 11 | 28 | 19 | 5 | 118 | 9.8 |
| TOTAL | 103 | 68 | 2274 | 22.1 | 349 | 664 | .526 | 5 | 19 | .263 | 280 | 392 | .714 | 278 | 491 | 769 | 7.5 | 283 | 6 | 93 | 158 | 108 | 57 | 983 | 9.5 |

JOHNSON 2012-13

| Opponent | Date | GS | Min | TOTAL | | | 3-PTS | | | FREE THROWS | | | REBOUNDS | | | | PF | FO | A | TO | Blk | Stl | Pts | Avg | |
|------------------|----------|----|----------|------------|-----------|-----------|-------------|----------|----------|-------------|-----------|-----------|-------------|-----------|-----------|------------|------------|-----------|----------|-----------|-----------|-----------|----------|------------|------------|
| | | | | FG | FGA | Pct | 3FG | FGA | Pct | FT | FTA | Pct | Off | Def | Tot | Avg | | | | | | | | | |
| STETSON | 11-09-12 | * | 29 | 6 | 16 | .375 | 0 | 3 | .000 | 10 | 14 | .714 | 7 | 4 | 11 | 11.0 | 2 | 0 | 2 | 2 | 0 | 0 | 22 | 22.0 | |
| at FGCU | 11-13-12 | * | 26 | 2 | 8 | .250 | 0 | 0 | .000 | 2 | 7 | .286 | 4 | 6 | 10 | 10.5 | 4 | 0 | 1 | 5 | 0 | 1 | 6 | 14.0 | |
| JACKSONVILLE | 11-16-12 | | DNP | | | | | | | | | | | | | | | | | | | | | | |
| DETROIT | 11-24-12 | | 27 | 2 | 3 | .667 | 0 | 0 | .000 | 3 | 4 | .750 | 3 | 6 | 9 | 10.0 | 3 | 0 | 2 | 2 | 3 | 1 | 7 | 11.7 | |
| MICHIGAN STATE | 11-28-12 | * | 31 | 2 | 5 | .400 | 0 | 1 | .000 | 6 | 6 | 1.000 | 0 | 11 | 11 | 10.3 | 2 | 0 | 1 | 2 | 3 | 0 | 10 | 11.3 | |
| at Massachusetts | 12-01-12 | * | 33 | 6 | 13 | .462 | 0 | 0 | .000 | 7 | 8 | .875 | 3 | 10 | 13 | 10.8 | 2 | 0 | 1 | 3 | 6 | 0 | 19 | 12.8 | |
| CHARLOTTE | 12-14-12 | * | 25 | 3 | 8 | .375 | 0 | 0 | .000 | 2 | 4 | .500 | 1 | 3 | 4 | 9.7 | 2 | 0 | 0 | 2 | 1 | 0 | 8 | 12.0 | |
| at UCF | 12-18-12 | * | 27 | 5 | 8 | .625 | 1 | 2 | .500 | 5 | 6 | .833 | 4 | 9 | 13 | 10.1 | 0 | 0 | 1 | 1 | 0 | 1 | 16 | 12.6 | |
| DUKE | 01-23-13 | | 16 | 0 | 2 | .000 | 0 | 0 | .000 | 2 | 2 | 1.000 | 1 | 4 | 5 | 9.5 | 4 | 0 | 0 | 2 | 1 | 0 | 2 | 11.3 | |
| FLORIDA STATE | 01-27-13 | | 22 | 1 | 8 | .125 | 0 | 1 | .000 | 3 | 4 | .750 | 3 | 3 | 6 | 9.1 | 2 | 0 | 1 | 1 | 2 | 1 | 5 | 10.6 | |
| at Virginia Tech | 01-30-13 | | 22 | 1 | 4 | .250 | 0 | 0 | .000 | 2 | 2 | 1.000 | 3 | 7 | 10 | 9.2 | 0 | 0 | 0 | 3 | 2 | 0 | 4 | 9.9 | |
| at NC State | 02-02-13 | | 23 | 6 | 10 | .600 | 0 | 1 | .000 | 3 | 4 | .750 | 2 | 6 | 8 | 9.1 | 3 | 0 | 0 | 1 | 1 | 1 | 15 | 10.4 | |
| BOSTON COLLEGE | 02-05-13 | | 22 | 2 | 6 | .333 | 0 | 0 | .000 | 0 | 2 | .000 | 3 | 6 | 9 | 9.1 | 3 | 0 | 2 | 4 | 0 | 0 | 4 | 9.8 | |
| Totals | | | 6 | 303 | 36 | 91 | .396 | 1 | 8 | .125 | 45 | 63 | .714 | 34 | 75 | 109 | 9.1 | 27 | 0 | 11 | 28 | 19 | 5 | 118 | 9.8 |

2012-13 University of Miami



SHANE LARKIN

Sophomore | Guard | 5-11 | 176

Orlando, Fla. | Dr. Phillips (Fla.)

#0

Larkin Career Highs

Points
 Season: 27, vs. Jacksonville 11/16/12
 Career: 27, vs. Jacksonville 11/16/12
 ACC: 25, at Virginia Tech, 1/30/13

Rebounds
 Season: 10, vs. Duke 1/23/13
 Career: 10, vs. Duke 1/23/13
 ACC: 10, vs. Duke 1/23/13

Assists
 Season: 6 (5x) last vs. Florida State, 1/27/13
 Career: 6 (5x) last vs. Florida State, 1/27/13
 ACC: 6 (3x) last vs. Florida State, 1/27/13

Steals
 Season: 6, vs. Arizona, 12/23/12
 Career: 6 (3x) last vs. Arizona, 12/23/12
 ACC: 6, at North Carolina, 1/10/12

Blocked Shots
 Season: 2 at Virginia Tech, 1/30/13
 Career: 2, at Virginia Tech, 1/20/13
 ACC: 2 at Virginia Tech, 1/30/13

Field Goals
 Season: 9 (2x), last at Virginia Tech, 1/20/13
 Career: 9 (2x), last at Virginia Tech, 1/20/13
 ACC: 9 at Virginia Tech, 1/30/13

Field Goal Attempts
 Season: 15, vs. La Salle 1/2/13
 Career: 15, vs. La Salle 1/2/13
 ACC: 14 at Virginia Tech, 1/30/13

Free Throws
 Season: 7, vs. Jacksonville 11/16/12
 Career: 8, vs. Florida State 2/26/12
 ACC: 8, vs. Florida State 2/26/12

Free Throw Attempts
 Season: 7, vs. Jacksonville 11/16/12
 Career: 9, vs. Florida State 2/26/12
 ACC: 9, vs. Florida State 2/26/12

3-Point Field Goals
 Season: 5, at Virginia Tech, 1/20/13
 Career: 5, at Virginia Tech, 1/20/13
 ACC: 5, at Virginia Tech, 1/30/13

3-Point Field Goal Attempts
 Season: 10, at Virginia Tech, 1/20/13
 Career: 10, at Virginia Tech, 1/20/13
 ACC: 10, at Virginia Tech, 1/30/13

Foul Disqualifications
 Career: 1, at Maryland 2/21/12

Minutes
 Season: 41, vs. Indiana State 12/25/12
 Career: 41 (2x) last vs. Indiana State 12/25/12
 ACC: 41 vs. Maryland, 2/1/12

| 2011-12 | | | |
|-------------------|----|---|---|
| Opposition | P | R | A |
| RUTGERS | 3 | 1 | 1 |
| UNF | 8 | 2 | 2 |
| FLA. GULF COAST | 8 | 6 | 5 |
| at Ole Miss | 2 | 2 | 4 |
| at Purdue | 16 | 0 | 2 |
| UMASS | 14 | 4 | 2 |
| Memphis | 7 | 3 | 0 |
| at West Virginia | 8 | 2 | 1 |
| vs. FAU | 3 | 2 | 4 |
| at Charlotte | 8 | 2 | 2 |
| APPALACHIAN ST. | 11 | 2 | 3 |
| UNCG | 18 | 6 | 3 |
| at Virginia | 0 | 4 | 0 |
| at North Carolina | 3 | 1 | 4 |
| CLEMSON | 2 | 1 | 3 |
| NC STATE | 9 | 1 | 5 |
| at Georgia Tech | 6 | 0 | 5 |
| at Boston College | 0 | 2 | 0 |
| MARYLAND | 12 | 7 | 2 |
| at Duke | 7 | 3 | 4 |
| VIRGINIA TECH | 14 | 2 | 4 |
| at Florida State | 5 | 5 | 1 |
| NORTH CAROLINA | 0 | 0 | 2 |
| WAKE FOREST | 3 | 2 | 3 |
| at Maryland | 3 | 2 | 3 |
| FLORIDA STATE | 13 | 2 | 3 |
| at NC State | 4 | 1 | 2 |
| BOSTON COLLEGE | 3 | 0 | 0 |
| at Georgia Tech | 12 | 1 | 3 |
| vs. Florida State | 16 | 8 | 5 |
| VALPARAISO | 12 | 5 | 1 |
| MINNESOTA | 8 | 1 | 2 |

2011-12 All-ACC Freshman Team | ACC Rookie of the Week - Dec. 5

Double-doubles: 1 in 2012-13

- Extremely athletic and intelligent with a quiet and confident demeanor
- Can score by attacking the rim or hitting a shot from long range
- Improved all aspects of his game after his ACC All-Rookie season
- Is difficult to take off of the court, leads the ACC in minutes played
- Conscious of getting all teammates involved in a play and in the game
- 185 test: 14 reps | front squat: 325 | 1-step vertical: 42.5 (best on the team) | Bench max: 270
- Improved bench max 215-270 pounds, 1-step vertical 39.5 to 42.5 inches, 185 test 3 to 14 reps and standing vertical jump 32.5 to 34 inches in 15 months under strength coach Jim Krumpus
- Born DeShane Larkin on Oct. 2, 1992, but goes by Shane ... Son of Lisa and Barry Larkin, former Cincinnati Reds 12-time All-Star shortstop ... Brother to Cymbre and Brielle
- Deion Sanders, Larkin's favorite athlete growing up, gave him nickname SugaShane
- Comes from a long lineage of athletes, including father as well as uncles Byron Larkin (Xavier basketball), Mike Larkin (Notre Dame football) and Steve Larkin (Texas baseball)
- Majoring in sports administration
- Originally committed to DePaul in 2010, but was granted a release from the school in August 2011
- Also recruited by Boston College, George Mason, Colorado and Florida State.

As a Freshman (2011-12)

- Fifth in ACC - only rookie in Top 10 - in steals per game (1.6)
- Of all ACC rookies, was sixth in scoring and second in assists
- Led UM in ACC Tournament with 14.0 points, eight assists and four steals in a pair of games
- Missed first game of season following transfer from DePaul in summer. Received an NCAA waiver a few hours prior to game against Rutgers (Nov. 15) that allowed him to play immediately
- Notched 10 double-digit scoring outings in 32 games
- Nine games with four or more handouts
- Grabbed three or more steals nine times, twice snatching six
- Started season 11-of-11 at FT line, then was 36-38 midway through season

High School

Averaged 18.8 points, 6.4 rebounds, 6.3 assists and 3.5 steals per game as a senior at Dr. Phillips High in Orlando, Fla. ... Ended high school career with a school record 320 steals and was second in career scoring behind 2010-11 All-SEC selection Chris Warren (Ole Miss) ... Two-time all-state player ... Twice was 6A Player of Year runner up ... Ranked among Top 20 point guards in country by *Scout.com* ... No. 72 overall player in nation, according to *Scout.com* ... Led team to a 27-6 record senior season, advancing to state championship game for second consecutive year ... Three-time district champions ... Regional champion.

CAREER STATISTICS

| Season | GP | GS | Min. | Avg. | Total | | | 3-Point | | | Free Throws | | | Rebounds | | | Scoring | | | | | | | |
|--------------|-----------|-----------|-------------|-------------|------------|-------------|-----------|------------|-------------|-----------|-------------|-------------|-----------|------------|------------|------------|-----------|----------|------------|------------|----------|-----------|------------|------------|
| | | | | | FGA | Pct. | FG | FGA | Pct. | FT | FTA | Pct. | Off. | Def. | Tot. | Avg. | PF | FO | Ast. | TO | Blk | Stl | Pts. | Avg. |
| 2011-12 | 32 | 19 | 820 | 25.6 | 73 | .360 | 32 | 99 | .323 | 60 | 70 | .857 | 18 | 62 | 80 | 2.5 | 52 | 1 | 81 | 60 | 2 | 50 | 238 | 7.4 |
| 2012-13 | 21 | 21 | 756 | 36.0 | 100 | .472 | 38 | 91 | .418 | 31 | 43 | .721 | 8 | 80 | 88 | 4.2 | 31 | 0 | 86 | 43 | 4 | 48 | 269 | 12.8 |
| TOTAL | 53 | 40 | 1576 | 29.7 | 173 | .417 | 70 | 190 | .368 | 91 | 113 | .805 | 26 | 142 | 168 | 3.2 | 83 | 1 | 167 | 103 | 6 | 98 | 507 | 9.6 |

LARKIN 2012-13

| Opponent | Date | GS | Min | TOTAL | | | 3-PTS | | | FREE THROWS | | | REBOUNDS | | | PF | FO | A | TO | Blk | Stl | Pts | Avg | | |
|-------------------|----------|----|-----|-------|-----|------|-------|-----|-------|-------------|-----|-------|----------|-----|-----|-----|-----|----|----|-----|-----|-----|------|------|------|
| | | | | FG | FGA | Pct | 3FG | FGA | Pct | FT | FTA | Pct | Off | Def | Tot | | | | | | | | | Avg | |
| STETSON | 11-09-12 | * | 35 | 5 | 7 | .714 | 1 | 3 | .333 | 2 | 4 | .500 | 0 | 2 | 2 | 2.0 | 2 | 0 | 6 | 2 | 0 | 13 | 13.0 | | |
| at FGCU | 11-13-12 | * | 38 | 5 | 13 | .385 | 4 | 9 | .444 | 0 | 0 | .000 | 0 | 4 | 4 | 3.0 | 4 | 0 | 4 | 3 | 0 | 14 | 13.5 | | |
| JACKSONVILLE | 11-16-12 | * | 35 | 9 | 13 | .692 | 2 | 5 | .400 | 7 | 7 | 1.000 | 0 | 4 | 4 | 3.3 | 2 | 0 | 5 | 4 | 0 | 27 | 18.0 | | |
| DETROIT | 11-24-12 | * | 37 | 6 | 10 | .600 | 1 | 1 | 1.000 | 2 | 2 | 1.000 | 0 | 3 | 3 | 3.3 | 0 | 0 | 3 | 5 | 0 | 15 | 17.3 | | |
| MICHIGAN STATE | 11-28-12 | * | 36 | 5 | 10 | .500 | 3 | 4 | .750 | 2 | 2 | 1.000 | 0 | 1 | 1 | 2.8 | 1 | 0 | 2 | 2 | 0 | 4 | 15 | 16.8 | |
| at Massachusetts | 12-01-12 | * | 34 | 5 | 9 | .556 | 2 | 3 | .667 | 2 | 3 | .667 | 1 | 5 | 6 | 3.3 | 4 | 0 | 2 | 2 | 0 | 2 | 14 | 16.3 | |
| CHARLOTTE | 12-14-12 | * | 32 | 4 | 8 | .500 | 1 | 2 | .500 | 0 | 0 | .000 | 1 | 4 | 5 | 3.6 | 1 | 0 | 5 | 2 | 1 | 4 | 9 | 15.3 | |
| at UCF | 12-18-12 | * | 36 | 5 | 10 | .500 | 1 | 2 | .500 | 0 | 0 | .000 | 1 | 4 | 5 | 3.8 | 2 | 0 | 6 | 2 | 0 | 2 | 11 | 14.8 | |
| at Hawai'i | 12-22-12 | * | 35 | 4 | 10 | .400 | 2 | 4 | .500 | 2 | 2 | 1.000 | 0 | 2 | 2 | 3.6 | 0 | 0 | 1 | 1 | 0 | 3 | 12 | 14.4 | |
| vs Arizona | 12-23-12 | * | 38 | 4 | 9 | .444 | 2 | 6 | .333 | 0 | 0 | .000 | 1 | 1 | 2 | 3.4 | 1 | 0 | 3 | 2 | 0 | 6 | 10 | 14.0 | |
| vs Indiana State | 12-25-12 | * | 41 | 2 | 13 | .154 | 0 | 5 | .000 | 0 | 0 | .000 | 0 | 4 | 4 | 3.5 | 0 | 0 | 4 | 1 | 0 | 1 | 4 | 13.1 | |
| LA SALLE | 01-02-13 | * | 36 | 6 | 15 | .400 | 3 | 6 | .500 | 3 | 4 | .750 | 0 | 5 | 5 | 3.6 | 0 | 0 | 3 | 1 | 0 | 1 | 18 | 13.5 | |
| at Georgia Tech | 01-05-13 | * | 36 | 2 | 7 | .286 | 1 | 3 | .333 | 0 | 0 | .000 | 1 | 3 | 4 | 3.6 | 0 | 0 | 6 | 1 | 0 | 3 | 5 | 12.8 | |
| at North Carolina | 01-10-13 | * | 36 | 3 | 7 | .429 | 1 | 3 | .333 | 4 | 6 | .667 | 0 | 3 | 3 | 3.6 | 2 | 0 | 1 | 4 | 0 | 2 | 11 | 12.7 | |
| MARYLAND | 01-13-13 | * | 37 | 5 | 11 | .455 | 0 | 3 | .000 | 0 | 0 | .000 | 1 | 3 | 4 | 3.6 | 0 | 0 | 6 | 0 | 1 | 3 | 10 | 12.5 | |
| at Boston College | 01-16-13 | * | 36 | 2 | 8 | .250 | 1 | 2 | .500 | 2 | 2 | 1.000 | 1 | 5 | 6 | 3.8 | 4 | 0 | 5 | 2 | 0 | 2 | 7 | 12.2 | |
| DUKE | 01-23-13 | * | 36 | 8 | 14 | .571 | 2 | 6 | .333 | 0 | 1 | .000 | 1 | 9 | 10 | 4.1 | 2 | 0 | 5 | 2 | 0 | 1 | 18 | 12.5 | |
| FLORIDA STATE | 01-27-13 | * | 34 | 2 | 9 | .222 | 2 | 6 | .333 | 2 | 3 | .667 | 0 | 9 | 9 | 4.4 | 1 | 0 | 6 | 3 | 0 | 1 | 8 | 12.3 | |
| at Virginia Tech | 01-30-13 | * | 40 | 9 | 14 | .643 | 5 | 10 | .500 | 2 | 3 | .667 | 0 | 3 | 3 | 4.3 | 2 | 0 | 3 | 3 | 2 | 3 | 25 | 12.9 | |
| at NC State | 02-02-13 | * | 37 | 5 | 9 | .556 | 2 | 5 | .400 | 1 | 4 | .250 | 0 | 3 | 3 | 4.3 | 3 | 0 | 5 | 1 | 0 | 5 | 13 | 13.0 | |
| BOSTON COLLEGE | 02-05-13 | * | 31 | 4 | 6 | .667 | 2 | 3 | .667 | 0 | 0 | .000 | 0 | 3 | 3 | 4.2 | 0 | 0 | 5 | 0 | 0 | 1 | 10 | 12.8 | |
| Totals | | | 21 | 756 | 100 | 212 | .472 | 38 | 91 | .418 | 31 | 43 | .721 | 8 | 80 | 88 | 4.2 | 31 | 0 | 86 | 43 | 4 | 48 | 269 | 12.8 |

2012-13 University of Miami



DURAND SCOTT

Senior | Guard | 6-5 | 203

#1

The Bronx, N.Y. | Rice

Scott Season / Career Highs

Points
 Season: 25, vs. Duke 1/23/13
 Career: 29, at North Carolina 3/2/10
 ACC: 29, at North Carolina 3/2/10

Rebounds
 Season: 12, vs. Charlotte, 12/14/12
 Career: 12 (2x) last vs. Charlotte, 12/14/12
 ACC: 11, at NC State 2/29/12

Assists
 Season: 5 (2x) last at UNC 1/10/13
 Career: 10, at NC Central 11/14/09
 ACC: 8, vs. Duke, 2/13/11

Steals
 Season: 4, vs. Charlotte, 12/14/12
 Career: 4 (2x) last vs. Charlotte, 12/14/12
 ACC: 3 (8x) last at North Carolina, 1/10/13

Blocked Shots
 Season: 1, vs. Charlotte, 12/14/12
 Career: 2, at Pepperdine 1/3/10
 ACC: 1 (6x) last vs. Maryland, 2/1/12

Field Goals
 Season: 9, vs. Duke 1/23/13
 Career: 11 (2x), last vs. Maryland 2/1/12
 ACC: 11 (2x) last vs. Maryland, 2/1/12

Field Goal Attempts
 Season: 15, at Hawai'i 12/22/12
 Career: 17, vs. Minnesota 12/2/09
 ACC: 15 (3x) last at Boston College, 1/29/12

Free Throws
 Season: 8, vs. La Salle 1/2/13
 Career: 16, vs. UMass 12/03/11
 ACC: 12, at Clemson, 1/8/11

Free Throw Attempts
 Season: 9 (3x) last at NC State, 2/2/13
 Career: 18, vs. UMass 12/03/11
 ACC: 13, at Clemson, 1/8/11

3-Point Field Goals
 Season: 4, at Hawai'i 12/22/12
 Career: 4 (2x) last at Hawai'i 12/22/12
 ACC: 4, vs. North Carolina, 1/26/11

3-Point Field Goal Attempts
 Season: 8, at Hawai'i 12/22/12
 Career: 8, at Hawai'i 12/22/12
 ACC: 6 at North Carolina, 1/10/13

Foul Disqualifications
 Season: 2, last vs. Duke 1/23/13
 Career: 12x - 4-11/12; 4-10/11; 2-09/10

Minutes
 Season: 41, vs. Indiana State 12/25/12
 Career: 45, vs. FAU 12/17/11
 ACC: 40 vs. Maryland, 2/1/12

ACC Player of the Week - Dec. 17, 2012
 2011-12 All-ACC Honorable Mention
 2010 ACC All-Rookie Team, 2010 ACC All-Tournament First Team
 Sporting News ACC All-Rookie Team
 2010 Four-time ACC Rookie of the Week

- Heart and soul of the Miami Hurricanes with a junkyard dog game
- Very good defender who matches up against opponents' best player
- Uplifting personality makes him popular on campus and with campers
- Slasher to the rim and for short floaters
- Graduates in May 2013 with a degree in liberal arts
- 185 test: 19 reps | front squat: 245 | 1-step vertical: 28 | Bench max: 285
- Improved 185 test 12 to 19 reps and max bench 235 to 285 pounds in 15 months under strength coach Jim Krumpus
- Born Feb. 22, 1990 ... Brother to Alva, Ruschell, Shammet and Lacey
- Of Jamaican descent
- Nickname is "Durand Durand"

As A Senior (2012-13)

- One of five ACC guards to attend Chris Paul's CP3 Elite Guard Camp in Winston-Salem, N.C. in June.

As A Junior (2011-12)

- Ranked fifth in scoring and sixth in assists on list of ACC active career statistical leaders
- Declared ineligible by Miami prior to game against FSU on March 9, served a six-game withholding penalty
- Book Buster (3.0 GPA).

As A Sophomore (2010-11)

- Registered 100 assists for second-straight season, becoming first Cane to do so since John Salmon in 2001-02
- First Hurricane to post back-to-back games with 20-or-more points since 2008-09

As A Freshman (2009-10)


- First Miami rookie since 2003-04 to score 20 points in multiple games
- Season-high 29 points at North Carolina marked most points by a Miami freshman in over nine years
- Named "Outstanding Defender" at team's 2010 postseason banquet
- Just second freshman and fifth player in UM history to amass 100 points, 100 boards and 100 assists in a single season.

High School

Ranked fifth in nation among shooting guards by Scout, eighth by Rivals and 11th by ESPN ... Five-star recruit, also ranked among top 25 overall players by Scout ... Selected to play in 2009 Jordan Brand Classic ... As a senior, led Rice High School to State Federation Class 2-A championship, earning tournament MVP honors after scoring 23 points in title game -- including a three-player with 14.5 seconds left in regulation to send game into overtime ... As a junior, averaged 12.7 points, 5.4 rebounds, 2.9 assists and 1.6 steals per game en route to a 19-5 record and playoff run ... Shot 89.7 percent from long range (26-29), 63.6 from field and 75.6 from charity stripe ... Over high school career, won two state championships and four city championships ... Coached by Maurice Hicks ... Played AAU basketball for New York Gauchos who finished 2008 season as No. 1 ranked AAU program in New York metropolitan area ... Recruited by many of nation's top basketball programs, including UConn, Pittsburgh, St. John's, Memphis, UCLA, Tennessee and West Virginia.

| Season | GP | GS | Min. | Avg. | FG | Total FGA | Pct. | 3-Point | | | Free Throws | | | Rebounds | | | Scoring | | | Pts. | Avg. | | | | |
|---------|-----|-----|------|------|-----|-----------|------|---------|-----|------|-------------|-----|------|----------|------|------|---------|-----|----|------|------|------|-----|------|------|
| | | | | | | | | FG | FGA | Pct. | FT | FTA | Pct. | Off. | Def. | Tot. | Avg. | PF | FO | | | Ast. | TO | Blk | Stl |
| 2009-10 | 33 | 28 | 917 | 27.8 | 126 | 277 | .455 | 16 | 58 | .276 | 71 | 106 | .670 | 29 | 102 | 131 | 4.0 | 69 | 2 | 113 | 73 | 6 | 41 | 339 | 10.3 |
| 2010-11 | 36 | 35 | 1182 | 32.8 | 162 | 364 | .445 | 27 | 69 | .391 | 139 | 166 | .837 | 42 | 110 | 152 | 4.2 | 93 | 4 | 112 | 100 | 4 | 43 | 490 | 13.6 |
| 2011-12 | 30 | 30 | 997 | 33.2 | 136 | 300 | .453 | 19 | 61 | .311 | 97 | 122 | .795 | 51 | 111 | 162 | 5.4 | 67 | 4 | 93 | 54 | 5 | 31 | 388 | 12.9 |
| 2012-13 | 18 | 18 | 628 | 34.9 | 91 | 191 | .476 | 18 | 58 | .310 | 49 | 69 | .710 | 14 | 63 | 77 | 4.3 | 41 | 2 | 52 | 34 | 1 | 31 | 249 | 13.8 |
| TOTAL | 117 | 111 | 3724 | 31.8 | 515 | 1132 | .455 | 80 | 246 | .325 | 356 | 463 | .769 | 136 | 386 | 522 | 4.5 | 270 | 12 | 370 | 261 | 16 | 146 | 1466 | 12.5 |

| Opponent | Date | GS | Min | TOTAL FG | FGA | Pct | 3-PTS 3FG | FGA | Pct | FREE THROWS | | | REBOUNDS | | | PF | FO | A | TO | Blk | Stl | Pts | Avg | | |
|-------------------|----------|----|-----|----------|-----|------|-----------|-----|------|-------------|-----|-------|----------|-----|-----|-----|-----|----|----|-----|-----|-----|-----|------|------|
| | | | | | | | | | | FT | FTA | Pct | Off | Def | Tot | | | | | | | | | Avg | |
| STETSON | 11-09-12 | | | DNP | | | | | | | | | | | | | | | | | | | | | |
| at FGCU | 11-13-12 | | | DNP | | | | | | | | | | | | | | | | | | | | | |
| JACKSONVILLE | 11-16-12 | | | DNP | | | | | | | | | | | | | | | | | | | | | |
| DETROIT | 11-24-12 | * | 38 | 6 | 9 | .667 | 0 | 1 | .000 | 3 | 4 | .750 | 2 | 3 | 5 | 5.0 | 1 | 0 | 3 | 2 | 0 | 2 | 15 | 15.0 | |
| MICHIGAN STATE | 11-28-12 | * | 35 | 6 | 10 | .600 | 0 | 0 | .000 | 3 | 4 | .750 | 3 | 3 | 6 | 5.5 | 0 | 0 | 2 | 2 | 0 | 0 | 15 | 15.0 | |
| at Massachusetts | 12-01-12 | * | 37 | 6 | 13 | .462 | 0 | 2 | .000 | 3 | 4 | .750 | 0 | 7 | 7 | 6.0 | 1 | 0 | 4 | 1 | 0 | 1 | 15 | 15.0 | |
| CHARLOTTE | 12-14-12 | * | 33 | 5 | 8 | .625 | 2 | 3 | .667 | 4 | 6 | .667 | 2 | 10 | 12 | 7.5 | 2 | 0 | 4 | 2 | 1 | 4 | 16 | 15.3 | |
| at UCF | 12-18-12 | * | 30 | 7 | 11 | .636 | 2 | 3 | .667 | 1 | 3 | .333 | 0 | 4 | 4 | 6.8 | 3 | 0 | 4 | 0 | 0 | 1 | 17 | 15.6 | |
| at Hawai'i | 12-22-12 | * | 35 | 8 | 15 | .533 | 4 | 8 | .500 | 0 | 0 | .000 | 0 | 1 | 1 | 5.8 | 0 | 0 | 5 | 1 | 0 | 3 | 20 | 16.3 | |
| vs Arizona | 12-23-12 | * | 36 | 4 | 11 | .364 | 2 | 5 | .400 | 5 | 9 | .556 | 2 | 2 | 4 | 5.6 | 2 | 0 | 1 | 5 | 0 | 3 | 15 | 16.1 | |
| vs Indiana State | 12-25-12 | * | 41 | 4 | 13 | .308 | 0 | 3 | .000 | 4 | 5 | .800 | 0 | 6 | 6 | 5.6 | 3 | 0 | 1 | 0 | 0 | 2 | 12 | 15.6 | |
| LA SALLE | 01-02-13 | * | 39 | 5 | 10 | .500 | 0 | 2 | .000 | 8 | 9 | .889 | 0 | 4 | 4 | 5.4 | 1 | 0 | 0 | 5 | 0 | 0 | 18 | 15.9 | |
| at Georgia Tech | 01-05-13 | * | 33 | 2 | 7 | .286 | 0 | 2 | .000 | 0 | 0 | .000 | 0 | 0 | 0 | 4.9 | 3 | 0 | 4 | 4 | 0 | 2 | 4 | 14.7 | |
| at North Carolina | 01-10-13 | * | 38 | 4 | 12 | .333 | 2 | 6 | .333 | 1 | 2 | .500 | 1 | 5 | 6 | 5.0 | 2 | 0 | 5 | 1 | 0 | 3 | 11 | 14.4 | |
| MARYLAND | 01-13-13 | * | 31 | 3 | 8 | .375 | 0 | 3 | .000 | 0 | 1 | .000 | 0 | 1 | 1 | 4.7 | 3 | 0 | 2 | 3 | 0 | 2 | 6 | 13.7 | |
| at Boston College | 01-16-13 | * | 29 | 5 | 12 | .417 | 1 | 4 | .250 | 4 | 4 | 1.000 | 1 | 2 | 3 | 4.5 | 5 | 1 | 1 | 0 | 0 | 2 | 15 | 13.8 | |
| DUKE | 01-23-13 | * | 36 | 9 | 14 | .643 | 3 | 4 | .750 | 4 | 5 | .800 | 1 | 5 | 6 | 4.6 | 5 | 1 | 4 | 3 | 0 | 2 | 25 | 14.6 | |
| FLORIDA STATE | 01-27-13 | * | 26 | 4 | 7 | .571 | 1 | 2 | .500 | 2 | 2 | 1.000 | 0 | 2 | 2 | 4.5 | 4 | 0 | 4 | 1 | 0 | 0 | 11 | 14.3 | |
| at Virginia Tech | 01-30-13 | * | 37 | 2 | 10 | .200 | 0 | 4 | .000 | 1 | 2 | .500 | 1 | 0 | 1 | 4.3 | 3 | 0 | 3 | 2 | 0 | 1 | 5 | 13.8 | |
| at NC State | 02-02-13 | * | 39 | 6 | 10 | .600 | 0 | 3 | .000 | 6 | 9 | .667 | 0 | 2 | 2 | 4.1 | 3 | 0 | 2 | 2 | 0 | 2 | 18 | 14.0 | |
| BOSTON COLLEGE | 02-05-13 | * | 35 | 5 | 11 | .455 | 1 | 3 | .333 | 0 | 0 | .000 | 1 | 6 | 7 | 4.3 | 0 | 0 | 3 | 0 | 0 | 1 | 11 | 13.8 | |
| Totals | | | 18 | 628 | 91 | 191 | .476 | 18 | 58 | .310 | 49 | 69 | .710 | 14 | 63 | 77 | 4.3 | 41 | 2 | 52 | 34 | 1 | 31 | 249 | 13.8 |



JUSTIN HELLER

Junior | Guard | 6-2 | 180

Boca Raton, Fla. | West Boca Raton Community

#12

Heller Career Highs

Points
Career: 2, vs. Charlotte, 12/14/12

Rebounds
Career: 3, vs. Charlotte, 12/14/12

Assists
Career: 1 (2x) last vs. Florida State, 1/27/13

Steals
Career: --

Blocked Shots
Career: --

Field Goals
Career: 1, vs. Charlotte, 12/14/12

Field Goal Attempts
Career: 1 (5x), last vs. Florida State, 1/27/13

Free Throws
Career: --

Free Throw Attempts
Career: 2, vs. Charlotte, 12/14/12

3-Point Field Goals
Career: --

3-Point Field Goal Attempts
Career: 1 (2x) last vs. Florida State, 1/27/13

Minutes
Career: 3, vs. Charlotte, 12/14/12

| 2011-12 | | | |
|-------------------|---|---|---|
| Opposition | P | R | A |
| at Charlotte | 0 | 0 | 0 |
| APPALACHIAN ST. | 0 | 2 | 0 |
| at Boston College | 0 | 0 | 0 |
| VIRGINIA TECH | 0 | 0 | 0 |
| WAKE FOREST | 0 | 0 | 0 |
| BOSTON COLLEGE | 0 | 0 | 0 |
| MINNESOTA | 0 | 0 | 0 |

As a Sophomore (2011-12): Played in seven games, including four ACC matchups ... Attempted two shots, including one three pointer ... Grabbed a pair of defensive rebounds ... Season highs include one field goal attempt against Boston College and Wake Forest, one three-point attempt vs. Boston College, two rebounds against Appalachian State and two minutes vs. Appalachian State ... Book Buster (3.0 GPA) ... Athletics Director Honor Roll (3.2 GPA).

As a Freshman (2010-11): Walked onto team ... Practiced, but did not see any game time.

High School: After transferring to West Boca, played one year of varsity basketball for the Bulls ... Among top 30 three-point scorers in Palm Beach County in 2009-10 ... Bulls were only team to beat powerhouse Dwyer, the top-ranked high school in county, with 82-73 victory.

Personal: Born on Dec. 26, 1991 ... Son of Neal Heller and Liz Heller ... Brother to Anthony Anderson ... Majoring in finance, with aspirations of becoming a CEO ... Recruited by American and North Florida ... Nickname is J-Hell.

CAREER STATISTICS

| Season | GP | GS | Min. | Avg. | Total | | | 3-Point | | | Free Throws | | | Rebounds | | | | Scoring | | | | | | | |
|---------|----|----|------|------|-------|-----|------|---------|-----|------|-------------|-----|------|----------|------|------|------|---------|----|------|----|-----|-----|------|------|
| | | | | | FG | FGA | Pct. | FG | FGA | Pct. | FT | FTA | Pct. | Off. | Def. | Tot. | Avg. | PF | FO | Ast. | TO | Blk | Stl | Pts. | Avg. |
| 2011-12 | 7 | 0 | 4 | 0.6 | 0 | 2 | .000 | 0 | 1 | .000 | 0 | 0 | .000 | 0 | 2 | 2 | 0.3 | 0 | 0 | 0 | 1 | 0 | 0 | 0 | 0.0 |
| 2012-13 | 7 | 0 | 9 | 1.3 | 1 | 3 | .333 | 0 | 1 | .000 | 0 | 2 | .000 | 0 | 4 | 4 | 0.6 | 1 | 0 | 2 | 2 | 0 | 0 | 2 | 0.3 |
| TOTAL | 14 | 0 | 13 | 0.9 | 1 | 5 | .200 | 0 | 2 | .000 | 0 | 2 | .000 | 0 | 6 | 6 | 0.4 | 1 | 0 | 2 | 3 | 0 | 0 | 2 | 0.1 |

HELLER 2012-13

| Opponent | Date | TOTAL | | | | | 3-PTS | | | FREE THROWS | | | REBOUNDS | | | | SCORING | | | | | | | |
|----------------|----------|-------|-----|----|-------|------|-------|------|------|-------------|------|------|----------|-----|-----|-----|---------|----|---|----|-----|-----|-----|-----|
| | | GS | Min | FG | FGA | Pct | 3FG | FGA | Pct | FT | FTA | Pct | Off | Def | Tot | Avg | PF | FO | A | TO | Blk | Stl | Pts | Avg |
| JACKSONVILLE | 11-16-12 | 0 | 0 | 0 | 0 | .000 | 0 | 0 | .000 | 0 | 0 | .000 | 0 | 0 | 0 | 0.0 | 0 | 0 | 0 | 0 | 0 | 0 | 0 | 0.0 |
| CHARLOTTE | 12-14-12 | 3 | 1 | 1 | 1.000 | 0 | 0 | .000 | 0 | 2 | .000 | 0 | 3 | 3 | 1.5 | 0 | 0 | 0 | 0 | 0 | 0 | 0 | 2 | 1.0 |
| at UCF | 12-18-12 | 1 | 0 | 0 | .000 | 0 | 0 | .000 | 0 | 0 | .000 | 0 | 0 | 0 | 1.0 | 0 | 0 | 1 | 0 | 0 | 0 | 0 | 0.7 | |
| at Hawai'i | 12-22-12 | 1 | 0 | 0 | .000 | 0 | 0 | .000 | 0 | 0 | .000 | 0 | 0 | 0 | 0.8 | 0 | 0 | 0 | 0 | 0 | 0 | 0 | 0.5 | |
| DUKE | 01-23-13 | 1 | 0 | 1 | .000 | 0 | 0 | .000 | 0 | 0 | .000 | 0 | 0 | 0 | 0.6 | 1 | 0 | 0 | 1 | 0 | 0 | 0 | 0.4 | |
| FLORIDA STATE | 01-27-13 | 1 | 0 | 1 | .000 | 0 | 1 | .000 | 0 | 0 | .000 | 0 | 1 | 1 | 0.7 | 0 | 0 | 1 | 0 | 0 | 0 | 0 | 0.3 | |
| BOSTON COLLEGE | 02-05-13 | 2 | 0 | 0 | .000 | 0 | 0 | .000 | 0 | 0 | .000 | 0 | 0 | 0 | 0.6 | 0 | 0 | 0 | 1 | 0 | 0 | 0 | 0.3 | |



STEVE SORENSON

Freshman | Guard | 6-0 | 151

Dallas, Texas | Mark's School of Texas

#3

Sorenson Career Highs

Points
Career: --

Rebounds
Career: --

Assists
Career: --

Steals
Career: --

Blocked Shots
Career: --

Field Goals
Career: --

Field Goal Attempts
Career: --

Free Throws
Career: 1, vs. Duke 1/23/13

Free Throw Attempts
Career: 1 (2x) last vs. Duke 1/23/13

3-Point Field Goals
Career: --

3-Point Field Goal Attempts
Career: --

Minutes
Career: 3, vs. Charlotte, 12/14/12

High School: Named all-state by Texas Association of Basketball Coaches as a senior ... TABC academic all-state ... Two-time All-Southwest Preparatory Conference ... Trinity Valley Christian all-tournament team twice ... Team captain both junior and senior seasons ... Averaged 18 points, six assists, three rebounds, two steals in senior campaign ... Shot 50 percent from both field and distance in final season ... Team leadership award ... Invited to TABC all-star game and 2012 Showboat Classic ... Team MVP ... Notched 12 points, five assists, four rebounds and two steals per game sophomore season ... Shot 50 percent from field and 49 percent from three ... Most improved player sophomore season ... Three-year letterwinner ... Honor roll all four years.

Personal: Full name is Steven Lewis Sorenson, goes by Steve ... Born Dec. 30, 1993 in St. Louis, Mo. ... Son of Skip and Yvonne ... Brother to Erik, who was a walk-on with Virginia Tech basketball team from 2010-12 ... Played AAU ball for Dallas Heroes ... Majoring in business.

CAREER STATISTICS

| Season | GP | GS | Min. | Avg. | Total | | | 3-Point | | | Free Throws | | | Rebounds | | | | Scoring | | | | | | | | |
|---------|----|----|------|------|-------|-----|------|---------|-----|------|-------------|-----|------|----------|------|------|------|---------|----|------|----|-----|-----|------|------|-----|
| | | | | | FG | FGA | Pct. | FG | FGA | Pct. | FT | FTA | Pct. | Off. | Def. | Tot. | Avg. | PF | FO | Ast. | TO | Blk | Stl | Pts. | Avg. | |
| 2012-13 | 6 | 0 | 8 | 1.3 | 0 | 0 | .000 | 0 | 0 | .000 | 1 | 3 | .333 | 0 | 0 | 0 | 0.0 | 0 | 0 | 0 | 0 | 2 | 0 | 0 | 1 | 0.2 |

SORENSON 2012-13

| Opponent | Date | TOTAL | | | | | 3-PTS | | | FREE THROWS | | | REBOUNDS | | | | SCORING | | | | | | | |
|----------------|----------|-------|-----|----|------|------|-------|------|------|-------------|------|------|----------|-----|-----|-----|---------|----|---|----|-----|-----|-----|-----|
| | | GS | Min | FG | FGA | Pct | 3FG | FGA | Pct | FT | FTA | Pct | Off | Def | Tot | Avg | PF | FO | A | TO | Blk | Stl | Pts | Avg |
| JACKSONVILLE | 11-16-12 | 0 | 0 | 0 | 0 | .000 | 0 | 0 | .000 | 0 | 0 | .000 | 0 | 0 | 0 | 0.0 | 0 | 0 | 0 | 0 | 0 | 0 | 0 | 0.0 |
| CHARLOTTE | 12-14-12 | 3 | 0 | 0 | .000 | 0 | 0 | .000 | 0 | 0 | .000 | 0 | 0 | 0 | 0.0 | 0 | 0 | 0 | 0 | 0 | 0 | 0 | 0 | 0.0 |
| at Hawai'i | 12-22-12 | 1 | 0 | 0 | .000 | 0 | 0 | .000 | 0 | 1 | .000 | 0 | 0 | 0 | 0.0 | 0 | 0 | 0 | 0 | 0 | 0 | 0 | 0 | 0.0 |
| DUKE | 01-23-13 | 2 | 0 | 0 | .000 | 0 | 0 | .000 | 1 | 2 | .500 | 0 | 0 | 0 | 0.0 | 0 | 0 | 0 | 1 | 0 | 0 | 1 | 0.3 | |
| FLORIDA STATE | 01-27-13 | 1 | 0 | 0 | .000 | 0 | 0 | .000 | 0 | 0 | .000 | 0 | 0 | 0 | 0.0 | 0 | 0 | 0 | 0 | 0 | 0 | 0 | 0.2 | |
| BOSTON COLLEGE | 02-05-13 | 1 | 0 | 0 | .000 | 0 | 0 | .000 | 0 | 0 | .000 | 0 | 0 | 0 | 0.0 | 0 | 0 | 0 | 1 | 0 | 0 | 0 | 0.2 | |



2012-13 Miami Men's Basketball
University of Miami Combined Team Statistics (as of Feb 05, 2013)
All games

| RECORD: | OVERALL | HOME | AWAY | NEUTRAL |
|----------------|----------------|-------------|-------------|----------------|
| ALL GAMES | 18-3 | 10-0 | 8-1 | 0-2 |
| CONFERENCE | 9-0 | 4-0 | 5-0 | 0-0 |
| NON-CONFERENCE | 9-3 | 6-0 | 3-1 | 0-2 |

| # | Player | gp-gs | min | avg | Total | | 3-Point | | F-Throw | | Rebounds | | | | pf | dq | a | to | blk | stl | pts | avg |
|----------------|---------------------|-------|------|------|----------|------|---------|-------|---------|-------|----------|-----|-----|------|-----|----|-----|-----|-----|-----|------|------|
| | | | | | fg-fga | fg% | 3fg-fga | 3fg% | ft-fa | ft% | off | def | tot | avg | | | | | | | | |
| 01 | Durand Scott | 18-18 | 628 | 34.9 | 91-191 | .476 | 18-58 | .310 | 49-69 | .710 | 14 | 63 | 77 | 4.3 | 41 | 2 | 52 | 34 | 1 | 31 | 249 | 13.8 |
| 35 | Kenny Kadji | 21-21 | 617 | 29.4 | 104-213 | .488 | 26-72 | .361 | 47-73 | .644 | 34 | 109 | 143 | 6.8 | 54 | 0 | 22 | 42 | 30 | 10 | 281 | 13.4 |
| 00 | Shane Larkin | 21-21 | 756 | 36.0 | 100-212 | .472 | 38-91 | .418 | 31-43 | .721 | 8 | 80 | 88 | 4.2 | 31 | 0 | 86 | 43 | 4 | 48 | 269 | 12.8 |
| 42 | Reggie Johnson | 12-6 | 303 | 25.3 | 36-91 | .396 | 1-8 | .125 | 45-63 | .714 | 34 | 75 | 109 | 9.1 | 27 | 0 | 11 | 28 | 19 | 5 | 118 | 9.8 |
| 04 | Trey McKinney Jones | 21-19 | 648 | 30.9 | 62-162 | .383 | 32-88 | .364 | 46-53 | .868 | 9 | 65 | 74 | 3.5 | 36 | 0 | 39 | 23 | 1 | 17 | 202 | 9.6 |
| 15 | Rion Brown | 21-5 | 473 | 22.5 | 50-129 | .388 | 21-78 | .269 | 17-27 | .630 | 13 | 23 | 36 | 1.7 | 23 | 0 | 22 | 12 | 2 | 10 | 138 | 6.6 |
| 45 | Julian Gamble | 21-15 | 432 | 20.6 | 57-105 | .543 | 0-0 | .000 | 23-48 | .479 | 44 | 61 | 105 | 5.0 | 44 | 2 | 5 | 18 | 37 | 12 | 137 | 6.5 |
| 02 | Bishop Daniels | 3-0 | 50 | 16.7 | 5-11 | .455 | 3-3 | 1.000 | 2-2 | 1.000 | 1 | 2 | 3 | 1.0 | 5 | 0 | 3 | 4 | 0 | 6 | 15 | 5.0 |
| 21 | Erik Swoope | 15-0 | 99 | 6.6 | 8-13 | .615 | 1-1 | 1.000 | 4-15 | .267 | 7 | 11 | 18 | 1.2 | 8 | 0 | 2 | 3 | 1 | 3 | 21 | 1.4 |
| 23 | Tonye Jekiri | 19-0 | 132 | 6.9 | 7-15 | .467 | 0-0 | .000 | 4-10 | .400 | 16 | 12 | 28 | 1.5 | 20 | 0 | 3 | 8 | 7 | 5 | 18 | 0.9 |
| 10 | Raphael Akpejori | 13-0 | 70 | 5.4 | 5-13 | .385 | 0-0 | .000 | 1-3 | .333 | 6 | 12 | 18 | 1.4 | 7 | 0 | 1 | 2 | 3 | 3 | 11 | 0.8 |
| 12 | Justin Heller | 7-0 | 9 | 1.3 | 1-3 | .333 | 0-1 | .000 | 0-2 | .000 | 0 | 4 | 4 | 0.6 | 1 | 0 | 2 | 2 | 0 | 0 | 2 | 0.3 |
| 03 | Steve Sorenson | 6-0 | 8 | 1.3 | 0-0 | .000 | 0-0 | .000 | 1-3 | .333 | 0 | 0 | 0 | 0.0 | 0 | 0 | 0 | 2 | 0 | 0 | 1 | 0.2 |
| Team | | | | | | | | | | | 26 | 42 | 68 | | | | 6 | | | | | |
| Total..... | | 21 | 4225 | | 526-1158 | .454 | 140-400 | .350 | 270-411 | .657 | 212 | 559 | 771 | 36.7 | 297 | 4 | 248 | 227 | 105 | 150 | 1462 | 69.6 |
| Opponents..... | | 21 | 4225 | | 449-1188 | .378 | 129-423 | .305 | 210-321 | .654 | 228 | 496 | 724 | 34.5 | 372 | 7 | 227 | 266 | 56 | 115 | 1237 | 58.9 |

| TEAM STATISTICS | UM | OPP | Date | Opponent | Score | Att. |
|------------------------|-----------|------------|-------------|-----------------------|--------------|-------------|
| SCORING | 1462 | 1237 | 11-09-12 | STETSON | w 87-79 | 3160 |
| Points per game | 69.6 | 58.9 | 11-13-12 | at Florida Gulf Coast | L 51-63 | 4552 |
| Scoring margin | +10.7 | - | 11-16-12 | JACKSONVILLE | w 73-57 | 3135 |
| FIELD GOALS-ATT | 526-1158 | 449-1188 | 11-24-12 | DETROIT | w 77-62 | 2946 |
| Field goal pct | .454 | .378 | ! 11-28-12 | MICHIGAN STATE | w 67-59 | 5791 |
| 3 POINT FG-ATT | 140-400 | 129-423 | 12-01-12 | at Massachusetts | w 75-62 | 7004 |
| 3-point FG pct | .350 | .305 | 12-14-12 | CHARLOTTE | w 77-46 | 3275 |
| 3-pt FG made per game | 6.7 | 6.1 | 12-18-12 | at UCF | w 72-50 | 5189 |
| FREE THROWS-ATT | 270-411 | 210-321 | & 12-22-12 | at Hawai i | w 73-58 | 8120 |
| Free throw pct | .657 | .654 | & 12-23-12 | vs Arizona | L 50-69 | 6564 |
| F-Throws made per game | 12.9 | 10.0 | & 12-25-12 | vs Indiana State | Lot 55-57 | 6514 |
| REBOUNDS | 771 | 724 | 01-02-13 | LA SALLE | w 76-59 | 3259 |
| Rebounds per game | 36.7 | 34.5 | * 01-05-13 | at Georgia Tech | w 62-49 | 7614 |
| Rebounding margin | +2.2 | - | * 01-10-13 | at North Carolina | w 68-59 | 20516 |
| ASSISTS | 248 | 227 | * 01-13-13 | MARYLAND | w 54-47 | 5809 |
| Assists per game | 11.8 | 10.8 | * 01-16-13 | at Boston College | w 60-59 | 3624 |
| TURNOVERS | 227 | 266 | * 01-23-13 | DUKE | w 90-63 | 7972 |
| Turnovers per game | 10.8 | 12.7 | * 01-27-13 | FLORIDA STATE | w 71-47 | 7972 |
| Turnover margin | +1.9 | - | * 01/30/13 | at Virginia Tech | w 73-64 | 5436 |
| Assist/turnover ratio | 1.1 | 0.9 | * 02/02/13 | at NC State | w 79-78 | 19557 |
| STEALS | 150 | 115 | * 02-05-13 | BC | w 72-50 | 5149 |
| Steals per game | 7.1 | 5.5 | | | | |
| BLOCKS | 105 | 56 | | | | |
| Blocks per game | 5.0 | 2.7 | | | | |
| ATTENDANCE | 48468 | 94690 | | | | |
| Home games-Avg/Game | 10-4847 | 9-9068 | | | | |
| Neutral site-Avg/Game | - | 2-6539 | | | | |

! = ACC / Big Ten Challenge
 & = Hawaiian Airlines Diamond Head Classic | Honolulu, Hawaii
 * = Conference game

| Score by Periods | 1st | 2nd | OT | Totals |
|-------------------------|------------|------------|-----------|---------------|
| University of Miami | 631 | 825 | 6 | 1462 |
| Opponents | 573 | 656 | 8 | 1237 |



2012-13 Miami Men's Basketball
University of Miami Combined Team Statistics (as of Feb 05, 2013)
Conference games

| RECORD: | OVERALL | HOME | AWAY | NEUTRAL |
|----------------|----------------|-------------|-------------|----------------|
| ALL GAMES | 9-0 | 4-0 | 5-0 | 0-0 |
| CONFERENCE | 9-0 | 4-0 | 5-0 | 0-0 |
| NON-CONFERENCE | 0-0 | 0-0 | 0-0 | 0-0 |

| # | Player | gp-gs | min | avg | Total | | 3-Point | | F-Throw | | Rebounds | | | pf | dq | a | to | blk | stl | pts | avg | |
|----------------|---------------------|-------|------|------|---------|------|---------|------|---------|------|----------|-----|-----|------|-----|---|-----|-----|-----|-----|-----|------|
| | | | | | fg-fga | fg% | 3fg-fga | 3fg% | ft-fta | ft% | off | def | tot | | | | | | | | | avg |
| 35 | Kenny Kadji | 9-9 | 252 | 28.0 | 52-94 | .553 | 14-31 | .452 | 19-34 | .559 | 13 | 46 | 59 | 6.6 | 21 | 0 | 6 | 17 | 12 | 2 | 137 | 15.2 |
| 00 | Shane Larkin | 9-9 | 323 | 35.9 | 40-85 | .471 | 16-41 | .390 | 11-19 | .579 | 4 | 41 | 45 | 5.0 | 14 | 0 | 42 | 16 | 3 | 21 | 107 | 11.9 |
| 01 | Durand Scott | 9-9 | 304 | 33.8 | 40-91 | .440 | 8-31 | .258 | 18-25 | .720 | 5 | 23 | 28 | 3.1 | 28 | 2 | 28 | 16 | 0 | 15 | 106 | 11.8 |
| 04 | Trey McKinney Jones | 9-9 | 263 | 29.2 | 26-79 | .329 | 14-45 | .311 | 17-21 | .810 | 2 | 25 | 27 | 3.0 | 11 | 0 | 22 | 10 | 0 | 6 | 83 | 9.2 |
| 15 | Rion Brown | 9-0 | 182 | 20.2 | 27-56 | .482 | 16-40 | .400 | 5-7 | .714 | 5 | 7 | 12 | 1.3 | 9 | 0 | 8 | 4 | 0 | 4 | 75 | 8.3 |
| 45 | Julian Gamble | 9-9 | 220 | 24.4 | 29-54 | .537 | 0-0 | .000 | 9-19 | .474 | 24 | 34 | 58 | 6.4 | 26 | 1 | 4 | 8 | 24 | 7 | 67 | 7.4 |
| 42 | Reggie Johnson | 5-0 | 105 | 21.0 | 10-30 | .333 | 0-2 | .000 | 10-14 | .714 | 12 | 26 | 38 | 7.6 | 12 | 0 | 3 | 11 | 6 | 2 | 30 | 6.0 |
| 23 | Tonye Jekiri | 9-0 | 69 | 7.7 | 6-11 | .545 | 0-0 | .000 | 2-5 | .400 | 12 | 7 | 19 | 2.1 | 7 | 0 | 2 | 6 | 4 | 3 | 14 | 1.6 |
| 10 | Raphael Akpejori | 7-0 | 45 | 6.4 | 3-9 | .333 | 0-0 | .000 | 0-0 | .000 | 3 | 8 | 11 | 1.6 | 6 | 0 | 1 | 1 | 1 | 3 | 6 | 0.9 |
| 21 | Erik Swoope | 6-0 | 29 | 4.8 | 1-4 | .250 | 0-0 | .000 | 1-5 | .200 | 1 | 6 | 7 | 1.2 | 3 | 0 | 0 | 1 | 0 | 0 | 3 | 0.5 |
| 03 | Steve Sorenson | 3-0 | 4 | 1.3 | 0-0 | .000 | 0-0 | .000 | 1-2 | .500 | 0 | 0 | 0 | 0.0 | 0 | 0 | 0 | 2 | 0 | 0 | 1 | 0.3 |
| 12 | Justin Heller | 3-0 | 4 | 1.3 | 0-2 | .000 | 0-1 | .000 | 0-0 | .000 | 0 | 1 | 1 | 0.3 | 1 | 0 | 1 | 2 | 0 | 0 | 0 | 0.0 |
| Team | | | | | | | | | | | 14 | 25 | 39 | | | | | | | | | |
| Total..... | | 9 | 1800 | | 234-515 | .454 | 68-191 | .356 | 93-151 | .616 | 95 | 249 | 344 | 38.2 | 138 | 3 | 117 | 94 | 50 | 63 | 629 | 69.9 |
| Opponents..... | | 9 | 1800 | | 189-500 | .378 | 48-162 | .296 | 90-141 | .638 | 87 | 217 | 304 | 33.8 | 148 | 1 | 91 | 110 | 26 | 51 | 516 | 57.3 |

| TEAM STATISTICS | UM | OPP | Date | Opponent | Score | Att. |
|------------------------|-----------|------------|-------------|-------------------|--------------|-------------|
| SCORING | 629 | 516 | * 01-05-13 | at Georgia Tech | w 62-49 | 7614 |
| Points per game | 69.9 | 57.3 | * 01-10-13 | at North Carolina | w 68-59 | 20516 |
| Scoring margin | +12.6 | - | * 01-13-13 | MARYLAND | w 54-47 | 5809 |
| FIELD GOALS-ATT | 234-515 | 189-500 | * 01-16-13 | at Boston College | w 60-59 | 3624 |
| Field goal pct | .454 | .378 | * 01-23-13 | DUKE | w 90-63 | 7972 |
| 3 POINT FG-ATT | 68-191 | 48-162 | * 01-27-13 | FLORIDA STATE | w 71-47 | 7972 |
| 3-point FG pct | .356 | .296 | * 01/30/13 | at Virginia Tech | w 73-64 | 5436 |
| 3-pt FG made per game | 7.6 | 5.3 | * 02/02/13 | at NC State | w 79-78 | 19557 |
| FREE THROWS-ATT | 93-151 | 90-141 | * 02-05-13 | BC | w 72-50 | 5149 |
| Free throw pct | .616 | .638 | | | | |
| F-Throws made per game | 10.3 | 10.0 | | | | |
| REBOUNDS | 344 | 304 | | | | |
| Rebounds per game | 38.2 | 33.8 | | | | |
| Rebounding margin | +4.4 | - | | | | |
| ASSISTS | 117 | 91 | | | | |
| Assists per game | 13.0 | 10.1 | | | | |
| TURNOVERS | 94 | 110 | | | | |
| Turnovers per game | 10.4 | 12.2 | | | | |
| Turnover margin | +1.8 | - | | | | |
| Assist/turnover ratio | 1.2 | 0.8 | | | | |
| STEALS | 63 | 51 | | | | |
| Steals per game | 7.0 | 5.7 | | | | |
| BLOCKS | 50 | 26 | | | | |
| Blocks per game | 5.6 | 2.9 | | | | |
| ATTENDANCE | 26902 | 56747 | | | | |
| Home games-Avg/Game | 4-6726 | 5-11349 | | | | |
| Neutral site-Avg/Game | - | 0-0 | | | | |

! = ACC / Big Ten Challenge
 & = Hawaiian Airlines Diamond Head Classic | Honolulu, Hawaii
 * = Conference game

| Score by Periods | 1st | 2nd | Totals |
|-------------------------|------------|------------|---------------|
| University of Miami | 283 | 346 | 629 |
| Opponents | 239 | 277 | 516 |