

2015-16 Men's Basketball Game Notes



23

[nr / rv] Pitt (17-5, 6-4) at [12 / 11] Miami (18-4, 7-3)

Tuesday, February 9, 2016 • 7:00 p.m. • ESPNU
Coral Gables, Fla. • BankUnited Center

2015-16 SCHEDULE

Armed Forces Classic
N. 13 [-/9] ~ vs. Gonzaga (ESPN) PPD

N. 17 SAINT JOSEPH'S COLLEGE (ESPN3) W, 84-43
N. 20 DETROIT (ESPN3) W, 95-79
N. 25 CORNELL (ESPN3) W, 93-49
N. 28 KENT STATE (ESPN3) W, 85-76

BIG TEN / ACC CHALLENGE
D. 1 [-/11] PURDUE (ESPN2) L, 72-59

D. 4 & vs. Duquesne (CBSSN) W, 96-75
D. 6 CENTRAL ARKANSAS (ESPN3) W, 100-47

GOTHAM CLASSIC
D. 11 EASTERN WASHINGTON (ESPN3) W, 84-51
D. 13 MOREHEAD STATE (ESPN3) W, 72-62
D. 20 + vs. Davidson (ESPNU) W, 94-69
D. 23 WESTERN CAROLINA (RSN) W, 79-73

D. 30 SYRACUSE * (ESPN2) W, 72-61
J. 2 MARYLAND EASTERN SHORE (ESPN3) W, 92-58
J. 6 [24/-] GEORGIA TECH * (RSN) W, 89-84
J. 9 [24/-] at Notre Dame * (RSN) W, 86-82
J. 14 [20/21] at Louisville * (ESPN) L, 59-41
J. 16 [20/-] BOSTON COLLEGE * (RSN) W, 84-61
J. 19 NC STATE * (ACCN) L, 78-61
J. 23 at Florida State * (ACCN) W, 74-72
J. 27 at Clemson * (RSN) L, 73-60
J. 31 VIRGINIA TECH * (ESPNU) W, 90-71
F. 6 [-/9] VIRGINIA * (ACCN) L, 64-50
F. 9 [-/12] at Miami * (ESPNU) 7:00
F. 14 [-/9] at North Carolina * (ACCN) 1:00
F. 16 WAKE FOREST * (ESPNU) 7:00
F. 20 at Syracuse * (ESPN/ESPN2) 2:00
F. 24 LOUISVILLE * (ACCN) 8:00
F. 28 DUKE * (CBS) 2:00
M. 2 at Virginia Tech * (ESPN3) 7:00
M. 5 at Georgia Tech * (ACCN) 9:00

ACC Tournament
M. 8-12 ^ TBD (ESPN / ACCN) TBD

Home games in **BOLDFACE CAPS**

* - indicates Atlantic Coast Conference game

[] - denotes Pitt/opponent AP ranking at time of game

~ Camp Butler - Okinawa, Japan

& CONSOL Energy Center - Pittsburgh, Pa.

+ Madison Square Garden - New York, N.Y.

^ Verizon Center - Washington, D.C.

• Overtime

All game times are Eastern Time Zone

PITT INFORMATION

Pitt

Panthers



Record (ACC) 17-5 (6-4)
AP / Coaches Polls nr / rv
Last Game L, 64-50 vs. Virginia (2/6)

Head Coach Jamie Dixon (TCU, '87)
Career Record 324-116 / 13th Season
vs. Miami 2-1

OPPONENT INFORMATION

Miami



Hurricanes

Record (ACC) 18-4 (7-3)
AP / Coaches Polls 12 / 11
Last Game W, 75-68 at Georgia Tech (2/7)

Head Coach Jim Larranaga (Providence, '71)
Career Record 579-387 / 32nd Season
Miami Record 109-53 / Fifth Season

BROADCAST INFORMATION

ESPNU

Play-by-Play: Mike Couzens

Analyst: Len Elmore

WatchESPN <http://es.pn/1nzNjvu>

Pitt IMG Sports Network

Play-by-Play: Bill Hillgrove

Analyst: Dick Groat

Sirius

132

THE OPENING TIP

• Pitt (17-5, 6-4 ACC) travels to Coral Gables, Fla., to face Miami (18-4, 7-3 ACC) Tuesday, Feb. 9. Tipoff is set for 7:00 p.m. with ESPNU broadcasting the contest.

• Tuesday's game is the second of three straight contests against nationally-ranked opponents. Miami enters the game ranked 12th in the AP Poll and 11th in the USA Today Coaches Poll.

• The Panthers, coming off a loss Saturday against Virginia, are 4-0 on the season and 69-35 all-time under Jamie Dixon following a loss.

LAST TIME OUT

• Pitt dropped a 64-50 decision to No. 9 Virginia Saturday at the Petersen Events Center. The Cavaliers went 9-of-16 (.563) from three-point range, while Pitt was just 2-of-13 (.154) from beyond the arc.

• **Jamel Artis** scored a team-high 17 points to go along with four rebounds and three assists. He was 7-of-11 from the field, including 2-of-3 from three-point range, in the loss.

• **Michael Young** registered his fourth double-double of the year, finishing with 12 points and 10 rebounds.

• Pitt guards were outscored 43-9 in the game. The Panther backcourt rotation was just 2-of-14 from the field, including 0-of-6 from three-point range.

• Pitt tied the game at 31 with 18:52 remaining in the game, before Virginia responded with a 12-0 run to take command.

• The Panthers scored a season-low 23 points after halftime as eight second half turnovers hindered the offensive attack.

PITT PANTHERS AVERAGES

No.	Name (Ht., Wt., Yr.)	Pos.	PPG	RPG	APG	Notables
0	♦ James Robinson (6-3, 198, Sr.)	G	9.4	2.6	5.3	third in the NCAA with 5.09:1 A:TO ratio
1	♦ Jamel Artis (6-7, 215, Jr.)	F	155	4.5	3.3	scored in double figures in 18 of 22 games
2	♦ Michael Young (6-9, 235, Jr.)	F	16.8	6.9	2.8	21 double-figure scoring games
3	Damon Wilson (6-5, 200, Fr.)	G	4.1	1.1	1.6	2.00:1 assist-to-turnover ratio
4	Ryan Luther (6-9, 220, So.)	F	3.6	2.6	0.3	.577 field goal percentage
5	Rafael Maia (6-9, 245, Gr.)	F	2.4	4.0	0.7	12.2 rebounds per 40 minutes
12	Chris Jones (6-6, 213, R-Jr.)	G/F	5.5	1.8	1.5	5 double-figure scoring games
15	♦ Sterling Smith (6-4, 190, Gr.)	G	6.4	3.9	1.5	35-of-76 (.461) from three-point range
21	♦ Sheldon Jeter (6-8, 225, Jr.)	F	8.6	5.3	0.9	career-high 23 points vs. Virginia Tech (1/31)
23	Cameron Johnson (6-7, 200, R-Fr.)	G	4.6	1.5	0.5	21-of-51 (.412) from three-point range
24	Mike Lecak (6-2, 175, R-Sr.)	G	0.2	0.0	0.1	has played in 10 contests
25	Rozelle Nix (6-11, 300, Jr.)	C	-	-	-	sidelined with foot injury
33	Alonzo Nelson-Ododa (6-9, 235, Gr.)	F	1.9	2.0	0.2	second on the team with 19 blocked shots
35	Zach Smith (6-3, 200, Jr.)	G	-	-	-	sitting out after transferring from Pitt-Bradford
50	Ryan Seelye (6-6, 225, Fr.)	F	0.5	0.1	0.0	has played in 8 contests
55	Jonathan Milligan (6-2, 170, Jr.)	G	3.3	0.3	0.8	expected to redshirt; played in 4 games

♦ - indicates probable starter

@HAILTOPYTHOOPS

Matt Plizga, Assistant Athletic Director of Media Relations
mplizga@athletics.pitt.edu | O: 412-648-8242 C: 919-812-0882

► **BY THE NUMBERS**

- The Panthers are tied for 38th in the latest NCAA RPI with a 4-3 record against teams currently in the top 50. Miami enters Tuesday's game ranked 14th in the RPI.
- Pitt is 17-0 this season and 235-22 (.914) under **Jamie Dixon** when scoring 70 or more points in a game.
- Pitt is 0-3 on the year against ranked opponents. The Panthers have won at least one game over a ranked opponent every year under **Jamie Dixon**. Pitt has wins over top-10 foes in 10 of Dixon's 13 seasons with the Panthers.
- Pitt is tied for fifth in the NCAA in assists (18.5 avg.) and fifth in assist-to-turnover ratio (1.62:1). The Panthers are 15-1 on the season when registering 15 or more assists in a game.
- The Panthers rank eighth nationally in KenPom.com raw offensive efficiency at 116.5 points per 100 possessions. Pitt is one of four ACC teams ranked in the top 10 in that category.
- Pitt ranks fourth in the NCAA in free throw percentage (.770) and has shot 80.0 percent or better from the foul line in 10 contests. **Jonathan Milligan** (1.000), **Sterling Smith** (.917), **Sheldon Jeter** (.841), **Cameron Johnson** (.833) and **Michael Young** (.815) are each shooting better than 80.0 percent from the foul line this season. **James Robinson** (.780) is also shooting above the team average.
- Pitt is 14-0 this season when outrebounding the opposition. Four Panthers - **Michael Young** (6.9), **Sheldon Jeter** (5.3), **Jamel Artis** (4.5) and **Rafael Maia** (4.0) - are contributing at least 4.0 rebounds per game.
- **James Robinson** (985) and **Jamel Artis** (981) are nearing the 1,000-point mark in their careers. **Michael Young** became the 44th Pitt player to score 1,000 career points Jan. 27 at Clemson. Pitt has had three players reach the 1,000-point plateau in the same season three times (1986-87, 1989-90 & 2010-11) in program history.
- **Michael Young** has scored in double figures in 15 straight games, tied for the fifth-longest streak in the ACC.

- **Michael Young** (16.8) and **Jamel Artis** (15.5) combine to average 32.3 points per game on 53.5 percent (253-of-473) shooting from the field and 79.3 percent (172-of-217) shooting from the free throw line. Either Young or Artis have led the team in scoring in 19 of Pitt's 22 games.
- **Sterling Smith** is 35-of-76 (.461) from three-point range and has made three or more threes in a game nine times this season. 83.3 percent (35-of-42) of Smith's made field goals this season have been threes. Pitt is 9-0 on the season when Smith makes three or more three-point field goals in a game.
- The trio of **Jamel Artis**, **James Robinson** and **Michael Young** has started 56 consecutive games as a unit. Robinson has started 124 of 125 career contests, while Young has started every game (92) of his career. Artis has started each game since the beginning of the 2014-15 season.
- **James Robinson** owns an NCAA-best 3.56:1 career assist-to-turnover ratio. Robinson has recorded more assists than turnovers in 116 of 125 career games. He has been turnover-free 11 times this season and ranks third in the NCAA in assist-to-turnover ratio (5.09:1).
- **Michael Young** (16.5 ppg.) and **Jamel Artis** (15.7 ppg.) are combining to average 32.2 points per game in conference play. The tandem accounts for 45.5 percent of Pitt's scoring in league play.
- **James Robinson** is expected to make the 125th start of his career, the second-most career starts at Pitt. Julius Page holds the school record with 128 starting assignments.
- **Michael Young** is averaging a team-high 15.3 points and 10.0 rebounds per game in Pitt's three previous contests against ranked opponents. He has registered two of his four double-doubles this season against ranked teams.
- Pitt is averaging 86.0 points per game, while shooting 51.2 percent (124-of-242) from the field, following a loss. **Jamel Artis** (15.8), **Michael Young** (14.8), **Sheldon Jeter** (13.0), **James Robinson** (12.5) and **Sterling Smith** (10.0) are each averaging in double figures following a loss.

► **STATS COMPARISON**

	Pitt	Miami
Points	79.1	78.6
Opp. Points	66.3	66.2
Rebounds	38.6	36.7
Opp. Rebounds	31.3	33.2
Off. Rebounds	12.5	10.0
Opp. Off. Rebounds	10.5	10.5
Field Goal Pct.	.475	.480
Opp. Field Goal Pct.	.420	.419
3-Point Pct.	.369	.360
Opp. 3-Point Pct.	.344	.331
3-Point FGs	6.6	6.9
Opp. 3-Point FGs	6.4	5.8
3-Point FG Attempts	18.0	19.2
Opp. 3-Point FG Attempts	18.5	17.5
Free Throw Pct.	.770	.761
Opp. Free Throw Pct.	.654	.679
Free Throws Made	17.2	17.5
Opp. Free Throws Made	12.0	11.6
Personal Fouls	17.7	17.0
Assists	18.5	13.5
Turnovers	11.4	10.6
Opp. Turnovers	11.9	12.3
Blocked Shots	4.5	3.6
Steals	4.9	6.1

► **THE SERIES HISTORY**

- All-Time Record** Pitt leads 18-17
- Under Jamie Dixon Pitt leads 2-1
 - at BankUnited Center Pitt leads 2-0
 - In Coral Gables Pitt trails 10-7
 - Since Pitt joined the ACC series tied 1-1
 - Current streak Pitt L, 1
 - Last meeting Miami 67, Pitt 63 (3/4/15)
- Each of the past six meetings between the two teams have been decided by 10 points or fewer.
 - Both meetings at the BankUnited Center have gone to overtime with Pitt winning both contests.
 - **Michael Young** had 22 points, seven rebounds and three assists in last season's loss to the Hurricanes.

► **HONORS & AWARDS**

- Jamel Artis**
- ACC Player of the Week (12/28)
 - ACC Player of the Week (12/28 - *College Sports Madness*)
 - Preseason 1st Team All-ACC (*Blue Ribbon Magazine*)
 - Preseason 3rd Team All-ACC (*ACC Sports Journal*)
 - Preseason 3rd Team All-ACC (*Lindy's*)
 - Preseason 2nd Team All-ACC (*College Sports Madness*)
 - Preseason 2nd Team All-Junior (*Sporting News*)
 - Preseason No. 13 Small Forward (*Lindy's*)
 - Preseason 1st Team all-state (*valueaddsports.com*)
- James Robinson**
- First National Bank Pitt Athlete of the Week (12/21)
 - Senior Class Award (candidate)
 - NABC Good Works Team (nominee)
 - Top Playmaker in the ACC (*Lindy's*)
- Michael Young**
- Lute Olson Player of the Year (midseason watch list)
 - All-ACC of 2015 (*HDHoops.com*)
 - Gotham Classic Most Outstanding Player
 - First National Bank Pitt Athlete of the Week (11/30)
 - Preseason No. 25 Power Forward (*Lindy's*)
 - Preseason 1st Team all-state (*valueaddsports.com*)
- Sheldon Jeter**
- First National Bank Pitt Athlete of the Week (1/5)

PITT TOP 50 RPI WINS

RANK	OPPONENT (DATE)	SCORE
46	VS. DAVIDSON (12/20/15)	94-69
44	VS. SYRACUSE (12/30/15)	72-61
28	AT NOTRE DAME (1/9/16)	86-82
38	AT FLORIDA STATE (1/23/16)	74-72

► DIXON AMONG NCAA ELITE

• Head coach **Jamie Dixon** ranks among the winningest active Division I coaches as well as the winningest coaches all-time through 13 seasons.

NCAA • Winning PCT - Active Coaches (minimum 300 wins)

Rk	Coach, School	2015-16	Won	Lost	Pct.
1.	Mark Few, Gonzaga	19-5	455	107	.810
2.	Roy Williams, North Carolina	19-4	768	215	.781
3.	John Calipari, Kentucky	17-6	652	184	.780
4.	Mike Krzyzewski, Duke	17-6	1035	316	.766
5.	Bill Self, Kansas	19-4	578	186	.757
6.	Thad Matta, Ohio State	14-10	415	134	.756
7.	Jim Boeheim, Syracuse	12-3	978	336	.744
	Sean Miller, Arizona	19-5	302	104	.744
9.	Rick Pitino, Louisville	19-4	741	258	.742
10.	Jamie Dixon, Pitt	17-5	324	116	.736

through Feb. 7

NCAA • Wins through 13 Seasons

Rk	Coach, School	Wins
1.	Roy Williams, Kansas	355
2.	Thad Matta, Butler, Xavier, Ohio State	352
3.	Mark Few, Gonzaga	342
4.	Jamie Dixon, Pitt	324
5.	Everett Case, NC State	320
6.	Denny Crum, Louisville	319
7.	Jim Boeheim, Syracuse	317
8.	Tubby Smith, Tulsa, Georgia, Kentucky	315
9.	Nolan Richardson, Tulsa, Ark.	308
10.	Tom Izzo, Michigan State	305

► TOP TEAMS SINCE 2001-02

• Pitt is one of the top programs in terms of wins and winning percentage in the country since the start of the 2001-02 season.

NCAA • Top Winning Pct since 2001-02 Season

Rk	Team	2015-16	2001-P	PCT
1.	Kansas	19-4	432-94	.821
2.	Gonzaga	19-5	404-91	.816
3.	Duke	17-6	397-93	.810
4.	Kentucky	17-6	398-121	.767
5.	Memphis	14-9	393-121	.765
6.	Pitt	17-5	381-127	.750
7.	Louisville	19-4	387-130	.749
8.	Syracuse	16-8	382-132	.743
9.	Wisconsin	14-9	370-133	.736
10.	Florida	15-8	380-137	.735
11.	North Carolina	19-4	377-140	.729
12.	Connecticut	17-6	367-140	.724
13.	Ohio State	14-10	368-142	.722
	Arizona	19-5	363-140	.722
15.	Michigan State	20-4	364-150	.708

NCAA • Most Wins since 2001-02 Season

Rk	Team	Wins
1.	Kansas	432
2.	Gonzaga	404
3.	Kentucky	398
4.	Duke	397
5.	Memphis	393
6.	Louisville	387
7.	Syracuse	382
8.	Pitt	381
9.	Florida	380
10.	North Carolina	377
11.	Xavier	376
12.	Wisconsin	370
13.	Ohio State	368
14.	Connecticut	367
15.	Michigan State	364
16.	Arizona	363

through Feb. 7

► HOME COURT ADVANTAGE

• Pitt possesses one of the top home court advantages in the country. The Petersen Events Center, in its 14th year as the home of the Panthers, also features one of the nation's best student sections in the Oakland Zoo.

• Pitt has compiled a 127-5 (.962) ledger in non-conference play, at the Petersen Events Center.

• Pitt is 20-13 (.606) versus teams ranked in the top 25 of the AP Poll at the Petersen Events Center, with a 14-4 (.778) mark against top-10 teams and a 9-1 (.900) ledger versus teams ranked in the top-5 nationally.

NCAA • Homecourt Winning Pct. since 2002-03 Season

Rk	Team	Wins	Losses	PCT
1.	Kansas	223	11	.953
2.	Duke	208	15	.933
3.	Gonzaga	173	15	.920
4.	Kentucky	204	25	.891
5.	Michigan State	196	24	.890
6.	Wisconsin	205	26	.887
7.	Memphis	218	30	.879
8.	Florida	202	28	.878
9.	North Carolina	185	28	.869
10.	Pitt	220	34	.866

NCAA • Homecourt Wins since 2002-03 Season

Rk	Team	Wins
1.	Kansas	223
2.	Pitt	220
3.	Memphis	218
4.	Syracuse	214
5.	Duke	208
6.	Wisconsin	205
7.	Kentucky	204
	Connecticut	204
9.	Florida	202
10.	Michigan State	196

through Feb. 7

► OFFENSIVE EFFICIENCY

• Pitt is one of four ACC teams to rank in the top 10 in the KenPom.com raw offensive efficiency. The Panthers are eighth overall in the NCAA at 116.5 points per 100 possessions. Pitt is also fifth in assists percentage at 67.1 percent.

• **Michael Young** (120.5) ranks 26th in the KenPom.com individual offensive rating (24 percent of possessions used).

KenPom.com • Raw Offensive Efficiency

Rk	Team	Pts
1.	Duke	121.8
2.	Saint Mary's	120.9
3.	SMU	120.6
4.	Indiana	119.3
5.	Notre Dame	119.3
6.	Michigan State	117.0
7.	North Carolina	116.9
8.	Pitt	116.5
9.	Michigan	116.4
10.	North Florida	116.1

KenPom.com • Assist Percentage

Rk	Team	Ass%
1.	Michigan State	71.3
2.	Evansville	69.1
3.	Baylor	68.3
4.	Texas A&M	68.0
5.	Pitt	67.1

through Feb. 7

► PITT SEASON & CAREER TOTALS

	2015-16	Career
Double-Figure Scoring Games		
Michael Young	21 (16-5)	52 (38-14)
Sterling Smith	5 (5-0)	49 (20-29)
Jamel Artis	18 (15-3)	44 (29-15)
Rafael Maia	0 (0-0)	40 (17-23)
James Robinson	8 (7-1)	35 (26-9)
Chris Jones	5 (5-0)	20 (13-7)
Sheldon Jeter	9 (9-0)	20 (17-3)
Alonzo Nelson-Ododa	0 (0-0)	16 (11-5)
Cameron Johnson	2 (2-0)	3 (3-0)
Ryan Luther	1 (1-0)	2 (2-0)
Damon Wilson	2 (2-0)	2 (2-0)

20+ Point Games

Michael Young	8 (7-1)	13 (10-3)
Jamel Artis	4 (4-0)	12 (10-2)
Sterling Smith	0 (0-0)	10 (5-5)
Rafael Maia	0 (0-0)	2 (2-0)
Sheldon Jeter	1 (1-0)	2 (2-0)
James Robinson	0 (0-0)	1 (1-0)
Cameron Johnson	1 (1-0)	1 (1-0)
Damon Wilson	1 (1-0)	1 (1-0)

30+ Point Games

Jamel Artis	0 (0-0)	1 (1-0)
-------------	---------	---------

10+ Rebound Games

Rafael Maia	2 (2-0)	27 (17-10)
Michael Young	4 (2-2)	10 (7-3)
Alonzo Nelson-Ododa	0 (0-0)	6 (4-2)
Sterling Smith	1 (1-0)	6 (4-2)
Jamel Artis	0 (0-0)	2 (2-0)
Sheldon Jeter	1 (1-0)	1 (1-0)
Ryan Luther	1 (1-0)	1 (1-0)

Double-Doubles

Rafael Maia	0 (0-0)	15 (8-7)
Michael Young	4 (2-2)	9 (7-2)
Sterling Smith	1 (1-0)	5 (4-1)
Alonzo Nelson-Ododa	0 (0-0)	3 (2-1)
James Robinson	1 (1-0)	2 (2-0)
Jamel Artis	0 (0-0)	1 (1-0)
Sheldon Jeter	1 (1-0)	1 (1-0)
Ryan Luther	1 (1-0)	1 (1-0)

10+ Assist Games

James Robinson	2 (2-0)	4 (4-0)
----------------	---------	---------

3+ Three-Point FG Games

Sterling Smith	9 (9-0)	29 (16-13)
James Robinson	3 (3-0)	7 (6-1)
Chris Jones	0 (0-0)	6 (3-3)
Jamel Artis	2 (2-0)	4 (3-1)
Sheldon Jeter	0 (0-0)	2 (1-1)
Cameron Johnson	2 (2-0)	2 (2-0)

Scoring Leaders

Jamel Artis	10 (8-2)	25 (17-8)
Michael Young	10 (8-2)	21 (16-5)
Sterling Smith	1 (1-0)	14 (5-9)
Rafael Maia	0 (0-0)	10 (5-5)
James Robinson	2 (1-1)	5 (3-2)
Chris Jones	0 (0-0)	2 (0-2)
Sheldon Jeter	1 (1-0)	2 (2-0)
Damon Wilson	1 (1-0)	1 (1-0)

Rebounding Leaders

Rafael Maia	4 (4-0)	40 (18-22)
Michael Young	12 (7-5)	29 (17-12)
Alonzo Nelson-Ododa	0 (0-0)	23 (13-11)
Jamel Artis	4 (3-1)	16 (9-7)
Sterling Smith	4 (3-1)	11 (3-8)
Sheldon Jeter	5 (4-1)	7 (5-2)
James Robinson	0 (0-0)	3 (2-1)
Ryan Luther	1 (1-0)	1 (1-0)

Assists Leaders

James Robinson	16 (11-5)	67 (40-27)
Jamel Artis	3 (2-1)	8 (4-4)
Chris Jones	2 (2-0)	5 (5-0)
Michael Young	4 (4-0)	4 (4-0)
Sterling Smith	0 (0-0)	2 (0-2)
Damon Wilson	1 (1-0)	1 (1-0)

Record in such games in ()

► STREAKS

Overall	Lost 1
Unranked teams anywhere	Won 1
Ranked teams anywhere	Lost 4
Home	Lost 1
Home ACC	Lost 1
Home non-conference	Won 5
Home unranked non-conference	Won 9
Home ranked teams	Lost 2
Home unranked teams	Won 1
Road	Lost 1
Road ACC	Lost 1
Road ranked teams	Lost 6
Road unranked teams	Lost 1
Neutral	Won 2
Neutral ranked teams	Lost 3
Neutral unranked teams	Won 4

Consecutive Made Free Throws (active streak)

Sterling Smith	8
Cameron Johnson	6
Damon Wilson	5
Michael Young	4
James Robinson	3
Mike Lecak	2
Jonathan Milligan	2
Alonzo Nelson-Ododa	1
Rafael Maia	1

Consecutive Games with a Three-Point Field Goal

Jamel Artis	6
-------------	---

Games Played	2015-16	Career
James Robinson	22 (17-5)	125 (86-39)
Michael Young	22 (17-5)	92 (62-30)
Jamel Artis	22 (17-5)	92 (62-30)
Chris Jones	22 (17-5)	86 (59-27)
Sheldon Jeter	21 (16-5)	53 (33-20)
Ryan Luther	21 (16-5)	44 (31-13)
Mike Lecak	10 (10-0)	30 (26-4)
Cameron Johnson	22 (17-5)	30 (22-8)
Rafael Maia	22 (17-5)	22 (17-5)
Sterling Smith	22 (17-5)	22 (17-5)
Damon Wilson	22 (17-5)	22 (17-5)
Alonzo Nelson-Ododa	21 (16-5)	21 (16-5)
Ryan Seelye	8 (8-0)	8 (8-0)
Jonathan Milligan	4 (3-1)	4 (3-1)

Starts

	Consecutive	Career
James Robinson	110 (75-35)	124 (86-38)
Michael Young	92 (62-30)	92 (62-30)
Jamel Artis	56 (36-20)	56 (36-20)
Sterling Smith	22 (17-5)	22 (17-5)
Chris Jones	-	21 (13-8)
Rafael Maia	-	15 (12-3)
Sheldon Jeter	2 (1-1)	11 (4-7)
Alonzo Nelson-Ododa	-	5 (4-1)

Record in such games at Pitt in ()

► SIGNIFICANT STARTING EXPERIENCE

• Pitt has eight players on the 2015-16 roster with significant Division I starting experience, including six players that have started 50 or more games.

Panthers with Starting Experience

Player	Consecutive Starts	Career Starts
James Robinson	110	124
Rafael Maia	-	95
Sterling Smith	47	95
Michael Young	92	92
Alonzo Nelson-Ododa	-	74
Jamel Artis	56	56
Chris Jones	-	21
Sheldon Jeter	2	11

Pitt • Consecutive Games Started

Rk	Player (Dates)	Starts
1.	Charles Smith (Nov. 22, 1985 - March 20, 1988)	122
2.	Sam Clancy (Nov. 26, 1977 - March 15, 1981)	116
3.	James Robinson (Jan. 8, 2013 - present)	110
4.	Lamar Patterson (Nov. 30, 2011 - March 22, 2014)	102
5.	Demetreus Gore (Feb. 26, 1985 - March 20, 1988)	97
6.	Michael Young (Nov. 8, 2013 - present)	92
7.	Brandin Knight (Dec. 30, 2000 - March 27, 2003)	91
8.	Carl Krauser (Jan. 10, 2004 - March 19, 2006)	83
9.	Jason Matthews (Nov. 26, 1988 - Feb. 2, 1991)	81
10.	Jaron Brown (March 7, 2002 - March 25, 2004)	75

ACC • Active Career Starts

Rk	Player, Team	Starts
1.	James Robinson, Pitt	124
2.	Marcus Paige, North Carolina	122
3.	Devin Thomas, Wake Forest	116
4.	Marcus Georges-Hunt, Georgia Tech	114
5.	Montay Brandon, Florida State	107
6.	Codi Miller-McIntyre, Wake Forest	105
7.	Michael Young, Pitt	92
8.	Trevor Cooney, Syracuse	89
	Malcolm Brogdon, Virginia	89
10.	Dennis Clifford, Boston College	87

through Feb. 7

► ROBINSON IN ELITE COMPANY

• Senior **James Robinson** is looking to become just the fifth player at Pitt to record at least 1,000 points, 500 assists, 350 rebounds and 150 steals in his career.

• Robinson is eighth at Pitt with 555 career assists and is also the NCAA, ACC and Pitt career record holder in assist-to-turnover ratio.

• Robinson recorded his 500th career assist in a Dec. 30 win over Syracuse. He is one of eight Pitt players to reach that mark.

Pitt • 900-pt, 500-ast, 300-reb, 125-stl club

Player, Years	Pts	Asts	Reb	Stl
Brandin Knight, 1999-03	1,440	785	492	298
Carl Krauser, 2002-06	1,642	568	526	190
Jerry McCullough, 1992-96	1,342	552	360	257
Darelle Porter, 1987-91	1,012	617	466	170
James Robinson, 2012-p.	985	555	357	146

NCAA • Assist:Turnover Ratio (minimum 400 assists)

Rk	Player, School	Asts	TO	A:TO
1.	James Robinson, Pitt	555	156	3.56:1
2.	Cardwell Johnson, UAB	482	153	3.15:1
3.	Jordan Taylor, Wisconsin	464	154	3.01:1
	Kendall Marshall, North Carolina	581	193	3.01:1
5.	Doug Gottlieb, Oklahoma State	793	265	2.99:1

NCAA began officially tracking the stat in 2000

Pitt • Assist:Turnover Ratio

Rk	Player, Years	Asts	TO	A:TO
1.	James Robinson, 2012-p.	555	156	3.56:1
2.	Levance Fields, 2005-09	645	223	2.89:1
3.	Sean Miller, 1987-92	744	321	2.32:1
4.	Tray Woodall, 2008-13	580	276	2.10:1
5.	Ronald Ramon, 2004-08	339	166	2.04:1

ACC • Assist:Turnover Ratio

Rk	Player, School	Asts	TO	A:TO
*1.	James Robinson, Pitt	439	115	3.82:1
2.	Kendall Marshall, North Carolina	581	193	3.01:1
3.	Sidney Lowe, NC State	762	259	2.94:1
4.	Ty Lawson, North Carolina	608	219	2.78:1
5.	Keith Gatlin, Maryland	649	246	2.64:1

* only includes seasons as a member of the ACC

Pitt • Consecutive Games Played

Rk	Player (Dates)	Games
1.	Sam Young (Nov. 19, 2005 - March 28, 2009)	143
2.	Jaron Brown (Nov. 17, 2000 - March 25, 2004)	137
3.	James Robinson (Nov. 9, 2012 - present)	125
4.	Demetreus Gore (Nov. 22, 1985 - March 10, 1988)	122
	Charles Smith (Nov. 22, 1985 - March 10, 1988)	122

Pitt • Career Games Started

Rk	Player (Years)	Starts
1.	Julius Page (2000-04)	128
2.	Sean Miller (1987-92)	124
	James Robinson (2012-present)	124
4.	Charles Smith (1984-88)	122
5.	Brandin Knight (1999-03)	119

Pitt • Career Assists

Rk	Player (Years)	Assists
1.	Brandin Knight (1999-03)	785
2.	Sean Miller (1987-92)	744
3.	Levance Fields (2005-09)	645
4.	Darelle Porter (1987-91)	617
5.	Tray Woodall (2008-13)	580
6.	Carl Krauser (2002-06)	568
7.	James Robinson (2012-present)	555
8.	Jerry McCullough (1991-96)	552
9.	Vonteego Cummings (1995-99)	458
10.	Brad Wanamaker (2007-11)	454

Pitt • Consecutive Games with an Assist

Rk	Player (Dates)	Games
1.	Brandin Knight (Dec. 30, 2000 - March 27, 2003)	91
2.	James Robinson (Dec. 6, 2013 - present)	84
3.	Darelle Porter (Dec. 28, 1988 - March 16, 1991)	83
4.	Levance Fields (Jan. 15, 2006) - Dec. 29, 2007)	69
5.	Sean Miller (Nov. 23, 1990 - March 23, 1992)	67

► ROBINSON DOES IT AGAIN

• **James Robinson** recorded 18 points and 10 assists in Pitt's win over Kent State for his second career double-double. He delivered the 10 assists without committing a turnover, the second time he has had 10 or more assists without a turnover.

• Robinson reached that feat again Jan. 31 with 11 assists and no turnovers in a home win over Virginia Tech.

Pitt • 10+ Assist / 0 Turnover Games

Player (Assists)	Opponent	Date
Levance Fields (13)	vs. Cincinnati	Feb. 14, 2009
Brad Wannamaker (11)	vs. Rider	Dec. 4, 2010
James Robinson (11)	vs. Lehigh	Nov. 20, 2013
James Robinson (11)	vs. Virginia Tech	Jan. 31, 2016
Sean Miller (11)	vs. Georgetown	Feb. 11, 1989
Cameron Wright (10)	vs. North Carolina	Feb. 14, 2015
Ronald Ramon (10)	vs. Lafayette	Jan. 2, 2008
James Robinson (10)	vs. Kent State	Nov. 28, 2015

► YOUNG AMONG THE ACC'S BEST

• Michael Young ranks among the ACC leaders in scoring (T-8th - 16.8 ppg.), rebounds (13th - 6.9 rpg.), field goal percentage (3rd - .558) and free throw percentage (T-8th - .815).

• Young is tied for seventh in the ACC with eight games with 20 or more points scored, including season-high 25-point efforts at Notre Dame and Clemson.

• Young is one of two players (Malik Beasley, Florida State) in the ACC to rank among the conference leaders in scoring, rebounds, field goal percentage and free throw percentage.

• Young became the 44th player in Pitt history to top the 1,000-point mark Jan. 27 at Clemson.

Pitt • Career Scoring Chart

Rk	Player (Years)	Pts
39.	Carlton Neverson (1978-81)	1,057
40.	Julius Pegues (1955-58)	1,050
41.	Rod Brookin (1986-90)	1,047
42.	Gilbert Brown (2006-11)	1,046
43.	Michael Young (2013-present)	1,039

ACC • 20-Point Games • 2015-16

Rk	Player, Team	Games
1.	Anthony Barber, NC State	16
2.	Malcolm Brogdon, Virginia	12
3.	Grayson Allen, Duke	11
4.	Jaron Blossomgame, Clemson	10
5.	Malik Beasley, Florida State	9
	Dwayne Bacon, Florida State	9
7.	Michael Young, Pitt	8
	Brandon Ingram, Duke	8

through Feb. 7

► MEL PROVIDING EFFICIENT O

• Jamel Artis continues to be one of the top offensive threats in the ACC, ranking among the conference leaders in scoring (18th - 15.5 ppg.) and field goal percentage (8th - .512).

• Artis has scored in double figures 18 times with four 20-point efforts. He had a season-best 29-point outing against Western Carolina on 10-of-14 shooting from the field.

• Artis made a career-high five three-point field goals in a win over Notre Dame and has made two or more threes in a game eight times this season.

• Artis was named ACC Player of the Week Dec. 28 after leading Pitt to a win over Western Carolina (12/23). He scored a game-high 29 points to go along with eight rebounds, four assists, one block and a steal as the Panthers overcame a seven-point second-half deficit.

• Artis is one of four players in the ACC averaging at least 15 points, four rebounds and three assists per game.

ACC • 15+ Points / 4+ Rebounds / 3+ Assists Per Game

Player, Team	PPG	RPG	APG
Jamel Artis, Pitt	15.5	4.5	3.3
Grayson Allen, Duke	20.9	4.8	3.7
Anthony Barber, NC State	23.4	4.5	4.7
Eli Carter, Boston College	16.8	4.1	4.0

► PITT'S DYNAMIC DUO

• Juniors Jamel Artis and Michael Young form one of the top tandems in the ACC. The duo is averaging 32.3 points and 11.4 rebounds per game.

• Artis and Young have combined for 30 or more points 13 times with a season-best 44 points in a road win over Notre Dame.

• Either Young or Artis has led the Panthers in scoring in 19 of 22 games.

ACC • Top Scoring Tandems

Rk	Players (PPG), Team	PPG
1.	G. Allen (20.9) & B. Ingram (16.9), Duke	37.8
2.	A. Barber (23.5) & A. Abu (12.9), NC State	36.4
3.	M. Beasley (17.3) & D. Bacon (16.2), Florida State	33.5
4.	Michael Young (16.8) & Jamel Artis (15.5), Pitt	32.3
5.	M. Brogdon (17.9) & A. Gill (14.2), Virginia	32.1

through Feb. 7

Pitt • Top Scoring Tandems • Under Jamie Dixon

Rk	Players (PPG), Year	PPG
1.	S. Young (19.2) & DeJuan Blair (15.7), 2008-09	34.9
2.	M. Young (16.8) & J. Artis (15.5), 2015-16	32.3
3.	C. Krauser (16.0) & C. Troutman (15.0), 2004-05	31.0
4.	L. Patterson (17.1) & T. Zanna (13.0), 2013-14	30.1
5.	S. Young (18.1) & L. Fields (11.9), 2007-08	30.0

► SUPER SIXTH MAN

• Sheldon Jeter has carved out a role as one of the top sixth-men in the ACC. The junior forward leads Pitt reserves in scoring (8.6 ppg.) and rebounds (5.3 rpg.), while also leading the team with 21 blocked shots.

ACC • Top Scoring Reserves

Rk	Player, Team	PPG
1.	Luke Kennard, Duke	12.5
2.	Ja'Quan Newton, Miami	12.0
3.	Isaiah Hicks, North Carolina	9.8
4.	Devon Bookert, Florida State	9.1
5.	Tyler Lydon, Syracuse	8.9
6.	Sheldon Jeter, Pitt	8.6

ACC • Top Rebounding Reserves

Rk	Player, Team	RPG
1.	Tyler Lydon, Syracuse	6.6
2.	Sidy Djitte, Clemson	6.1
3.	Sheldon Jeter, Pitt	5.3
4.	James White, Georgia Tech	5.0
5.	Isaiah Hicks, North Carolina	4.7
	Kerry Blackshear, Virginia Tech	4.7

through Feb. 7

started less than 20% of games

► CHASING 1K

• James Robinson and Jamel Artis are each approaching the 1,000-point plateau at Pitt. The Panthers have had 44 players top the 1,000-point mark in their careers, including Michael Young who reached the mark Jan. 27 against Clemson.

Panthers At or Near 1,000 Career Points

Player	Career Games	Career Points
Michael Young	92	1,039
James Robinson	125	985
Jamel Artis	92	981

Seasons with Three Players Passing 1,000-Point Mark

Year	Players
1986-87	Charles Smith, Demetrius Gore, Curtis Aiken
1989-90	Jason Matthews, Brian Shorter, Rod Brookin
2010-11	Ashton Gibbs, Brad Wannamaker, Gilbert Brown

Seasons with Three or More Active 1,000-Point Scorers

Year	Players
1986-87	Charles Smith, Demetrius Gore, Curtis Aiken
1987-88	Charles Smith, Demetrius Gore, Jerome Lane
1989-90	Jason Matthews, Brian Shorter, Rod Brookin
1990-91	J. Matthews, B. Shorter, B. Martin, D. Porter
2002-03	Brandin Knight, Julius Page, Donatas Zavackas
2010-11	Ashton Gibbs, Brad Wannamaker, Gilbert Brown

ACC / NCAA STAT RANKINGS

Team	ACC Rank	NCAA Rank
W-L Percentage	5th	36th
Scoring Offense	79.1	3rd
Scoring Defense	66.3	6th
Scoring Margin	+12.8	4th
FG Pct.	.475	7th
Opp. FG Pct.	.420	7th
3-Pt. Pct.	.369	4th
3-Pt. FGs Per Game	6.6	7th
Opp. 3-Pt. Pct.	.344	8th
FT Pct.	.770	1st
Rebound Margin	+7.3	T-3rd
Assists	18.5	1st
Assist/Turnover Ratio	1.62:1	2nd
Blocked Shots	4.5	4th
Steals	4.9	13th
Turnovers Per Game	11.4	9th
Turnover Margin	+0.50	10th

Individual

	ACC Rank	NCAA Rank
--	----------	-----------

Scoring

Michael Young	16.8	7th	-
Jamel Artis	15.5	18th	-

Field Goal Percentage

Michael Young	.558	3rd	48th
Jamel Artis	.512	8th	89th

Free Throw Percentage

Michael Young	.815	T-8th	-
---------------	------	-------	---

Rebounds

Michael Young	6.9	13th	-
---------------	-----	------	---

Assists

James Robinson	5.32	1st	43rd
----------------	------	-----	------

Assist:Turnover Ratio

James Robinson	5.09:1	1st	3rd
----------------	--------	-----	-----

ACC rankings through games on Feb. 7

NCAA rankings through games on Feb. 7

► Pitt Culture of Success

- Compiled a 381-127 record over the past 15 seasons (2001-15) and .750 winning percentage, which ranks among the nation's top-six best winning percentages during that span.
- Owns a 166-84 league record and .664 winning percentage in league regular season play (ACC and Big East) over the past 15 seasons, which ranks second in the ACC over that period.
- Advanced to the NCAA Tournament in 12 of the last 14 seasons, one of only nine schools nationally to achieve that honor. The 12 appearances rank as the second-most in the ACC during that span.
- Claimed six Big East championships, including four regular season titles (2002, 2003, 2004 and 2011), and two tournament titles (2003 and 2008).
- Ascended to the nation's No. 1 ranking for the first time in school history (2008-09 season).
- Awarded with a No. 1 seed upon entering the NCAA Tournament for the first time in school history (2009) and two times overall (2009 and 2011).
- Surpassed both 20 wins overall and 10 wins in conference regular season play 12 times in the past 14 seasons.
- Advanced to the NCAA Elite Eight for the second time in school history (2009) and NCAA Sweet Sixteen play five times in the past 14 seasons. Only 11 programs have advanced to more Sweet Sixteens during that span (Duke-9, Kansas-9, Michigan St.-8, Connecticut-7, Arizona-7, Syracuse-6, UNC-6, Louisville-6, Wisconsin-6, Kentucky-6, Florida-6).
- Completed six of the last 14 seasons ranked among the nation's top-10 programs and 10 of those years ranked among the nation's top-25.
- Pitt's 220-34 record and .866 winning percentage at the Petersen Events Center ranks as the nation's ninth-best home mark since the arena opened in 2002-03. The Panthers' 220 home wins are second only to Kansas' home win total in that span.
- Pitt won 40 consecutive home games from 2002-04, a streak which spanned two years and 68 days. Pitt also won its first 34 games in the Petersen Events Center, the third longest streak to open a new arena in NCAA Division I basketball history (1. UCLA, 51; 2. Providence, 41; 3. Pitt, 34).
- Attracted exactly 2,455,151 fans since the Petersen Events Center opened in 2002-03, an average of 9,666 per game.
- Achieved three top-10 percent Academic Performance Ratings (2013-14, 2011-12, 2010-11) over the past five seasons.

► SUCCESS FROM THE STRIPE

- Pitt ranks fourth in the NCAA with a .770 free throw percentage. The Panthers have shot 80.0 percent or better from the line in 10 contests.
- Pitt has shot better than 70.0 percent from the line for the year just three times in the last 25 seasons.

Season • Free Throw Percentage

Rk	Season	PCT
1.	2015-16	.770
2.	1990-91	.748
3.	1988-89	.746
4.	1961-62	.735
	1964-65	.735

NCAA • Free Throw Percentage

Rk	Team	PCT
1.	Norfolk State	.784
2.	St. Bonaventure	.781
3.	Monmouth	.773
4.	Pitt	.770
5.	Northwestern State	.769

through Feb. 7

► BENCH PRODUCTION

- Pitt has received strong play off the bench this season with veterans **Chris Jones** and **Sheldon Jeter** leading the way. The tandem has combined for 13 of Pitt's 18 double-figure scoring games off the bench with the Panther reserves averaging an ACC-best 27.0 points per game.
- **Damon Wilson** scored a season-high 20 points against Central Arkansas, to match the eighth-most points scored by a freshman off the bench in program history.
- **Cameron Johnson** came off the bench for a career-high 20 points on 7-of-10 shooting against Boston College. He knocked down four three-point field goals in the win.

Big Games by the Bench • 2015-16

Rk	Opponent (Date)	Pts
1.	Central Arkansas (Dec. 6, 2015)	51
2.	Detroit (Nov. 20, 2015)	50
3.	Cornell (Nov. 25, 2015)	45
4.	Saint Joseph's College (Nov. 17, 2015)	44
	Maryland Eastern Shore (Jan. 2, 2016)	44

ACC • Bench Scoring

Rk	Team	PPG
1.	Pitt	27.0
2.	Louisville	25.5
3.	Miami	25.0
4.	Virginia Tech	24.9
5.	North Carolina	23.6

through Feb. 7

► PANTHERS GETTING OFFENSIVE

- Pitt is on pace to have one of the top scoring teams during Jamie Dixon's 13-year tenure. The Panthers' 79.1 points per game average is the highest scoring mark in program history.

Highest Scoring Average • Dixon Era

Rk	Season	PPG
1.	2015-16	79.1
2.	2008-09	77.4
3.	2010-11	73.9
4.	2005-06	72.5
5.	2004-05	72.3

Highest Scoring Average • Pitt

Rk	Season	PPG
1.	1986-87	84.0
2.	1989-90	83.7
3.	1990-91	83.6
4.	1963-64	81.8
5.	1973-74	80.8
6.	1978-79	80.7
7.	1971-72	80.2
8.	1987-88	79.8
9.	2015-16	79.1
10.	1988-89	78.9

► SCORING IN THE 90S

- Pitt has scored 90 or more points in a game seven times, the most in a season under **Jamie Dixon** and tied for fifth-most in program history.

90+ Point Games • Under Jamie Dixon

Rk	Season	Total
1.	2015-16	7
2.	2008-09	6
3.	2007-08	4

Pitt • 90+ Point Games

Rk	Season	Total
1.	1986-87	13
2.	1989-90	11
3.	1990-91	9
	1973-74	9
5.	2015-16	7
	1971-72	7

► DROPPING DIMES

- Pitt has recorded 20 or more assists in a game nine times, including a season-high 30 assists against Virginia Tech Jan. 31. The Panthers are tied for third in the NCAA in assists per game.

NCAA • Assists Per Game

Rk	Team	APG
1.	Michigan State	20.3
2.	Baylor	19.5
3.	UAB	18.9
4.	Stephen F. Austin	18.7
5.	Pitt	18.5
	Evansville	18.5

through Feb. 7

Top Assist Games • under Jamie Dixon

Rk	Opponent (Date)	Asts
1.	Maryland Eastern Shore (Dec. 18, 2010)	33
2.	Houston Baptist (Nov. 9, 2007)	31
3.	Virginia Tech (Jan. 31, 2016)	30
	North Carolina (Feb. 14, 2015)	30
	Notre Dame (Jan. 4, 2006)	30

► PANTHERS WENT STREAKING

- Pitt won 10 consecutive games from Dec. 4 - Jan. 9, tied for the fifth-longest string under **Jamie Dixon**. It also marked the ninth time Dixon has led the Panthers to 10 or more straight wins.

Pitt 10+ Game Win Streaks • under Jamie Dixon

Rk	Season	Total
1.	Nov. 14, 2003 - Jan. 17, 2004	18
2.	Nov. 14, 2008 - Jan. 14, 2009	16
3.	Nov. 19, 2005 - Jan. 18, 2006	15
4.	Nov. 9, 2007 - Dec. 20, 2007	11
5.	Dec. 4, 2015 - Jan. 9, 2016	10
	Nov. 20, 2004 - Dec. 29, 2004	10
	Nov. 12, 2006 - Dec. 9, 2006	10
	Nov. 8, 2010 - Dec. 8, 2010	10
	Nov. 8, 2013 - Dec. 14, 2013	10

► PROTECTING THE PILL

• Pitt recorded a season-low four turnovers in a Jan. 6 win over Georgia Tech, matching the fourth-fewest turnovers in a game in program history.

Pitt • Fewest Turnovers in a Game

Rk	Opponent (Date)	TO
1.	Clemson (Jan. 10, 2015) vs. Colorado (March 20, 2014) Washington State (March 30, 2012)	3
4.	Georgia Tech (Jan. 6, 2016) South Carolina (Feb. 14, 1976) at Notre Dame (Feb. 24, 2010) Louisville (Feb. 24, 2008)	4

► TOPPING THE CENTURY MARK

• Pitt posted a 100-47 win over Central Arkansas to top the century mark for the third time under **Jamie Dixon** and the 41st time (41-0) in program history.

• The Panthers shot 54.4 percent from the field in the win, while scoring 50 points in each half.

• Pitt's 53-point margin of victory against Central Arkansas is tied for the third-largest in program history.

100+ Point Games under Jamie Dixon

Opponent (Date)	Result
Central Arkansas (Dec. 6, 2015)	W, 100-47
Houston Baptist (Nov. 9, 2007)	W, 103-62
Notre Dame (Jan. 4, 2006)	W, 100-97

Margin of Victory

Rk	Opponent (Date)	Margin
1.	Indiana [Pa.] (Nov. 29, 1986)	+59
2.	Ohio Wesleyan (Dec. 6, 1971)	+55
3.	Central Arkansas (Dec. 6, 2015)	+53
	Army (Jan. 26, 1929)	+53
5.	Savannah State (Dec. 1, 2001)	+52

► OFFENSE ERUPTS IN CITY GAME

• Pitt jumped out to a 17-2 advantage and led by as much as 30 points in the opening half of play en route to a 96-75 win over Duquesne in the City Game.

• The Panthers shot a season-high 67.9 percent (19-of-28) from the field in the opening half of play. Pitt registered an assist on 15 of 19 field goals before intermission.

• Pitt's 57 points in the first half of play is tied for the most by the Panthers during the **Jamie Dixon** era. Pitt also scored 57 points in the opening half of a 97-70 win over VMI Dec. 6, 2011.

• Five players scored in double-figures in the contest with **Michael Young** leading the way with 20 points.

• Pitt starters - **Jamel Artis**, **Michael Young**, **Rafael Maia**, **James Robinson** and **Sterling Smith** - were a combined 24-of-37 (.649) from the field, including 10-of-11 (.909) from three-point range, in the win over Duquesne.

• Pitt's 96 points were a season high and the most scored by the Panthers in the series since a 102-91 win over the Dukes Dec. 19, 1992.

• The Panthers extended their win streak over Duquesne to 15 games.

► DEFENSE DELIVERS IN OPENER

• Pitt posted one of the top defensive performances in school history in an 84-43 season opening win over Saint Joseph's College. The Panthers limited the opposition to just 11 made field goals and 20.8 percent shooting.

• The Panthers also dominated the interior and the backboards in the lopsided win over Saint Joseph's, finishing with a 40-8 edge in points in the paint, a +21 rebounds margin and a 26-2 advantage in second chance points

Pitt • Opponent Field Goal Percentage

Rk	Team (Date)	Opp FG%
1.	Furman (Dec. 6, 1957)	.197 [12-of-61]
2.	Saint Joseph's (Nov. 17, 2015)	.208 [11-of-53]
3.	New Hampshire (Dec. 4, 2009)	.235 [12-of-51]
4.	Ohio (Dec. 22, 2009)	.239 [17-of-71]
5.	Indiana [Pa.] (Nov. 29, 1986)	.246 [16-of-65]

Pitt • Opponent Fewest Made Field Goals

Rk	Opponent (Date)	Opp FG
1.	at Penn State (March 1, 1952)	7
2.	Carnegie Tech (January 5, 1949)	8
3.	at Penn State (Dec. 22, 1962)	10
4.	Saint Joseph's (Nov. 17, 2015)	11
	Westminster (Jan. 13, 1962)	11
	Carnegie Mellon (Dec. 16, 1996)	11

Pitt • Defensive Rebounds

Rk	Opponent (Date)	DReb
1.	St. Francis (Dec. 1, 1993)	42
2.	North Carolina A&T (Nov. 17, 2000)	40
3.	Boston College (March 3, 1992) Southeastern Louisiana (Dec. 14, 2002)	39
5.	Central Arkansas (Dec. 6, 2015)	38
	Saint Joseph's (Nov. 17, 2015)	38
	VMI (Dec. 6, 1971)	38
	Notre Dame (Jan. 4, 2006)	38
	at Kentucky (Nov. 22, 1991)	38
	DePaul (Jan. 26, 2013)	38
	vs. East Tennessee State (March 20, 1999)	38

► PITT-GONZAGA GAME CANCELLED

• The fourth annual Armed Forces Classic was cancelled at halftime with Pitt leading No. 9 Gonzaga, 37-35. Tournament officials decided that the heat and humidity inside Foster Field House resulted in an unsafe playing surface.

• **Michael Young** paced the Panthers with 11 points, four rebounds and two assists in the opening 20 minutes of play. **Chris Jones** and **James Robinson** each added seven points.

• Pitt was outrebounding the highly-touted front line of Gonzaga, 16-14, when the game was cancelled at halftime.

• **Ryan Luther** converted a three-point play on an offensive rebound with under 10 seconds remaining in the half to give the Panthers the lead after 20 minutes of action. Pitt's bench posted a 15-8 edge over Gonzaga's reserves in the contest.

• Pitt traveled over 16,500 miles for the Armed Forces Classic in Okinawa, Japan. The Panthers left Pittsburgh Tuesday, Nov. 10 and returned Sunday, Nov. 15.

► 75TH ANNIVERSARY FINAL FOUR

• Pitt reached the NCAA Tournament Final Four 75 years ago as the 1940-41 Panthers topped North Carolina, 26-20, to advance to the Final Four in Kansas City.

• Led by head coach Doc Carlson, Pitt posted a 13-6 record. The undersized Panthers received several diminutive nicknames throughout the season, including "Rinkydinks", "Little Toughies" and "Busy Bees".

• All 11 members of the team graduated in 1941 and went on to fight in World War II. One member of the team, Harry Matthews, was killed in the war but the rest of the team was able to return to the United States.

► PITT ADDS THREE FOR 2016-17

• Pitt signed three standouts in **Justice Kithcart**, **Crisshawn Clark** and **Corey Manigault** during the early signing period.

• Clark, a 6-4 shooting guard from Huber Heights, Ohio, averaged 15.0 points, 5.3 rebounds and 3.0 assists per game as a freshman at Canada College, a year ago. He scored in double figures 26 times, including eight games with 20 or more points scoring, while guiding the Colts to a 24-7 record. Clark, the 2015 NorCal Freshman of the Year, was tabbed a Top-15 JUCO prospect by *Sporting News* before suffering a knee injury that will sideline him for the 2015-16 season.

• Kithcart, a 6-1 point guard, averaged 11.3 points, 3.0 rebounds and 2.3 assists per game as a junior at Virginia Episcopal School. He helped the Bishops, coached by former Virginia standout Curtis Staples, to a 19-7 and a runner-up finish in the Division II VISAA state championship. The Durham, N.C., native took his game to another level over the summer as the three-star prospect helped lead Team Loaded VA to the title at the Adidas Gauntlet Championship in Las Vegas for the second straight year.

• Manigault, a 6-8 power forward from Suitland, Md., joins the Pitt basketball team as the top rated player in the class. A four-star prospect and consensus top 150 recruit, Manigault averaged 15.0 points and 10.0 rebounds per game as a junior at Paul IV [Va.]. He helped the team to a 20-15 record and a runner-up finish in the Division I VISAA state basketball championships.

► PANTHERS PICKED 10TH IN ACC

• Pitt was selected to finish 10th in the ACC as voted upon by the league's media at Operation Basketball in late October. The Panthers return four starters from last year's team that finished tied for ninth in the league standings with an 8-10 conference record.

ACC Operation Basketball Preseason Poll

Rk	Team (first-place votes)	Points
1.	North Carolina (60)	1292
2.	Virginia (18)	1226
3.	Duke (8)	1187
4.	Notre Dame (1)	949
5.	Miami	841
6.	Florida State (1)	827
7.	Louisville	821
8.	NC State	808
9.	Syracuse (1)	666
10.	Pitt	623
11.	Wake Forest	391
12.	Clemson	359
13.	Georgia Tech	296
14.	Virginia Tech	260
15.	Boston College	134

2015-16 TV / Radio Roster



0

James Robinson
G • SR-3L • 6-3 • 198
Mitchelleville, Maryland



1

Jamel Artis
F • JR-2L • 6-7 • 215
Baltimore, Maryland



2

Michael Young
F • JR-2L • 6-9 • 235
Duquesne, Pennsylvania



3

Damon Wilson
G • FR-HS • 6-5 • 200
Atlanta, Georgia



4

Ryan Luther
F • SO-1L • 6-9 • 220
Gibsonia, Pennsylvania



5

Rafael Maia
F • GR-TR • 6-9 • 245
Sao Paulo, Brazil



12

Chris Jones
G/F • R-JR-3L • 6-6 • 213
Teaneck, N.J.




15

Sterling Smith
G • GR-TR • 6-4 • 190
Chico, California



21

Shelden Jeter
F • JR-1L • 6-8 • 225
Beaver Falls, Pennsylvania




23

Cameron Johnson
G • R-FR-1L • 6-7 • 200
Moon Twp., Pennsylvania




24

Mike Lecak
G • R-SR-2L • 6-2 • 175
Pittsburgh, Pennsylvania



25

Rozelle Nix
C • JR-TR • 6-11 • 300
Cincinnati, Ohio



33

Alonzo Nelson-Ododa
F • GR-TR • 6-9 • 235
Atlanta, Georgia



35

Zach Smith
G • JR-TR • 6-3 • 200
Smethport, Pennsylvania



50

Ryan Seelye
F • FR-HS • 6-6 • 225
Saint Marys, Pennsylvania



55

Jonathan Milligan
G • JR-TR • 6-2 • 170
Orlando, Florida



Jamie Dixon
Head Coach
13th Season



Brandin Knight
Assistant Coach
10th Season



Bill Barton
Assistant Coach
Fifth Season



Marlon Williamson
Assistant Coach
Second Season

2015-16 Pitt Basketball Rosters

Alphabetical

NO	NAME	POS	HT	WT	CL-EXP	HOMETOWN (HIGH SCHOOL / PREVIOUS COLLEGE)
1	Jamel Artis	F	6-7	215	JR-2L	Baltimore, Md. (Notre Dame Prep [Mass.])
21	Sheldon Jeter	F	6-8	225	JR-1L	Beaver Falls, Pa. (Beaver Falls / Vanderbilt)
23	Cameron Johnson	G	6-7	200	R-FR-1L	Moon Township, Pa. (Our Lady of the Sacred Heart)
12	Chris Jones	G/F	6-6	213	R-JR-2L	Teaneck, N.J. (Teaneck)
24	Mike Lecak	G	6-2	175	R-SR-2L	Pittsburgh, Pa. (North Canyon / Wheeling Jesuit)
4	Ryan Luther	F	6-9	220	SO-1L	Gibsonia, Pa. (Hampton)
5	Rafael Maia	F	6-9	245	GR-TR	Sao Paulo, Brazil (Maine Central Institute / Brown)
55	Jonathan Milligan	G	6-2	170	JR-TR	Orlando, Fla. (Mount Zion Academy [N.C.] / Kilgore College)
33	Alonzo Nelson-Ododa	F	6-9	235	GR-TR	Atlanta, Ga. (Norcross / Richmond)
25	Rozelle Nix	C	6-11	300	JR-TR	Cincinnati, Ohio (Withrow / Pensacola State JC)
0	James Robinson	G	6-3	198	SR-3L	Mitchellville, Md. (DeMatha Catholic)
50	Ryan Seelye	F	6-6	225	FR-HS	Saint Mary's, Pa. (Elk County Catholic)
15	Sterling Smith	G	6-4	190	GR-TR	Chico, Calif. (Redemption Christ. Acad. [N.Y.] / Coppin State)
35	Zach Smith	G	6-3	200	JR-TR	Smethport, Pa. (Smethport/Pitt-Bradford)
3	Damon Wilson	G	6-5	200	FR-HS	Powder Springs, Ga. (Our Savior New American [N.Y.])
2	Michael Young	F	6-9	235	JR-2L	Duquesne, Pa. (St. Benedict's Prep [N.J.])

Numerical

NO	NAME	POS	HT	WT	CL-EXP	HOMETOWN (HIGH SCHOOL / PREVIOUS COLLEGE)
0	James Robinson	G	6-3	198	SR-3L	Mitchellville, Md. (DeMatha Catholic)
1	Jamel Artis	F	6-7	215	JR-2L	Baltimore, Md. (Notre Dame Prep [Mass.])
2	Michael Young	F	6-9	235	JR-2L	Duquesne, Pa. (St. Benedict's Prep [N.J.])
3	Damon Wilson	G	6-5	200	FR-HS	Powder Springs, Ga. (Our Savior New American [N.Y.])
4	Ryan Luther	F	6-9	220	SO-1L	Gibsonia, Pa. (Hampton)
5	Rafael Maia	F	6-9	245	GR-TR	Sao Paulo, Brazil (Maine Central Institute / Brown)
12	Chris Jones	G/F	6-6	213	R-JR-2L	Teaneck, N.J. (Teaneck)
15	Sterling Smith	G	6-4	190	GR-TR	Chico, Calif. (Redemption Christ. Acad. [N.Y.] / Coppin State)
21	Sheldon Jeter	F	6-8	225	JR-1L	Beaver Falls, Pa. (Beaver Falls / Vanderbilt)
23	Cameron Johnson	G	6-7	200	R-FR-1L	Moon Township, Pa. (Our Lady of the Sacred Heart)
24	Mike Lecak	G	6-2	175	R-SR-2L	Pittsburgh, Pa. (North Canyon / Wheeling Jesuit)
25	Rozelle Nix	C	6-11	300	JR-TR	Cincinnati, Ohio (Withrow / Pensacola State JC)
33	Alonzo Nelson-Ododa	F	6-9	235	GR-TR	Atlanta, Ga. (Norcross / Richmond)
35	Zach Smith	G	6-3	200	JR-TR	Smethport, Pa. (Smethport/Pitt-Bradford)
50	Ryan Seelye	F	6-6	225	FR-HS	Saint Mary's, Pa. (Elk County Catholic)
55	Jonathan Milligan	G	6-2	170	JR-TR	Orlando, Fla. (Mount Zion Academy [N.C.] / Kilgore College)

Pitt Staff

Head Coach: Jamie Dixon (TCU, '87)

Assistant Coach: Brandin Knight (Pittsburgh, '05)

Assistant Coach: Bill Barton (Salem State, '89)

Assistant Coach: Marlon Williamson (Youngstown State, '12)

Assistant AD/Director of Basketball Operations: Brian Regan (Saint Vincent, '88)

Video Coordinator/Director of Analytics: Jason Richards (Davidson, '08)

Trainer: Tony Salesi (Pittsburgh, '80)

Graduate Managers: Ontario Lett (Pitt, '03), Steve Frankoski (Columbia, '15)

Pronunciations

JAMEL Artis	Ja-Mel
Mike LECAK	LEE-sack
RAFAEL MAIA	Haff - I - el My-ah
ROZELLE Nix	RO-zell
Alonzo Nelson-ODODA	O-DOE-da
Ryan SEELYE	SEE-LEE



O JAMES ROBINSON

G • 6-3 • 198 • SR-3L
Mitchellville, Md.
DeMatha Catholic

	2015-16	Career
Double-Doubles	1	2
20+ Point Games	-	1
Double-Figure Points	8	35
Double-Figure Assists	2	4
5 or more rebounds	2	18
5 or more assists	12	54
3 or more 3PT FG	3	7
3 or more steals	2	14
30+ minutes	12	74

Career Highs

Points: 23, vs. Duquesne, 12/5/14.
 FG made: 7, vs. Davidson, 12/20/15.
 FG attempts: 14, vs. Duquesne, 12/5/14.
 3FG made: 4, vs. Duquesne, 12/4/15.
 3FG attempts: 8, vs. Duquesne, 12/5/14.
 FT made: 9, vs. Western Carolina, 12/23/15.
 FT attempts: 12, vs. North Carolina, 3/14/14.
 Rebounds: 9, at Florida State, 3/7/15.
 Off. Rebs.: 2, 8x; last vs. NC State, 3/11/15.
 Def. Rebs.: 8, at Boston College, 1/6/15.
 Assists: 11, 2x; last vs. Virginia Tech, 1/31/16.
 Steals: 4, 6x; last vs. Davidson, 12/20/15.
 Blocks: 2, 5x; last vs. Saint Joseph's, 11/17/15.
 Minutes: 42, Virginia Tech, 2/8/14.

The Storyline

- Has registered 10 or more assists with no turnovers in a game three times ... that feat has been accomplished eight times in program history
- NCAA leader in career assist-to-turnover ratio
- NABC Good Works Team and Senior Class Award candidate
- Underwent offseason foot surgery and was sidelined until late-September ... continued to work on his strength and conditioning while rehabbing the injury
- One of the top returning point guards in the ACC ... looking to take his game to the next level after three solid years
- Two-time gold medal winner with USA Basketball ... first player in Panther history to earn two international gold medals

Opponent	Date	gs	min	Total		3-Pointers		Free throws		Rebounds				pf	a	t/o	blk	stl	pts	avg	
				fg-fga	pct	3fg-fga	pct	ft-fga	pct	off	def	tot	avg								
ST. JOSEPH'S (IN)	11/17/15	*	21	4-11	.364	1-5	.200	0-0	.000	0	3	3	3.0	1	1	0	2	0	9	9.0	
DETROIT	11/20/15	*	27	2-9	.222	1-2	.500	1-3	.333	0	0	0	1.5	0	3	0	0	2	6	7.5	
CORNELL	11/25/15	*	19	0-6	.000	0-4	.000	0-0	.000	0	2	2	1.7	0	5	0	0	0	5.0	5.0	
KENT STATE	11/28/15	*	36	4-8	.500	3-4	.750	7-7	1.000	0	3	3	2.0	3	10	0	0	1	18	8.3	
PURDUE	12/1/15	*	36	6-11	.545	2-6	.333	3-4	.750	0	2	2	2.0	4	4	4	1	1	17	10.0	
vs Duquesne	12/04/15	*	32	5-8	.625	4-5	.800	4-4	1.000	0	0	0	1.7	2	8	0	0	2	18	11.3	
CENTRAL ARKANSAS	12/6/15	*	16	4-6	.667	1-2	.500	0-0	.000	1	3	4	2.0	2	5	0	0	2	9	11.0	
EASTERN WASHINGTON	12/11/15	*	20	3-6	.500	1-3	.333	0-0	.000	0	2	2	2.0	2	4	1	0	1	7	10.5	
MOREHEAD STATE	12/13/15	*	35	3-9	.333	1-4	.250	0-2	.000	0	3	3	2.1	0	4	0	1	2	7	10.1	
vs Davidson	12/20/15	*	29	7-11	.636	1-2	.500	0-0	.000	0	7	7	2.6	1	6	2	0	4	15	10.6	
WESTERN CAROLINA	12/23/15	*	33	1-5	.200	0-1	.000	9-10	.900	1	6	7	3.0	1	9	2	1	3	11	10.6	
SYRACUSE	12/30/15	*	26	2-9	.222	1-5	.200	3-4	.750	1	0	1	2.8	3	4	1	1	0	8	10.4	
MARYLAND EASTERN SH	1/2/16	*	24	4-6	.667	0-2	.000	0-0	.000	0	2	2	2.8	1	4	1	0	0	8	10.2	
GEORGIA TECH	1/6/16	*	36	5-8	.625	1-1	1.000	7-8	.875	0	4	4	2.9	1	8	1	0	1	18	10.8	
at Notre Dame	1/9/16	*	34	2-10	.200	0-2	.000	2-2	1.000	0	3	3	2.9	3	6	0	0	0	6	10.5	
at LOUISVILLE	1/14/16	*	35	0-6	.000	0-3	.000	1-2	.500	0	3	3	2.9	3	2	3	0	1	1	9.9	
BOSTON COLLEGE	1/16/16	*	34	4-10	.400	2-4	.500	0-1	.000	1	2	3	2.9	2	2	2	0	2	10	9.9	
NC STATE	1/19/16	*	35	3-12	.250	2-5	.400	1-2	.500	0	1	1	2.8	2	5	0	0	1	9	9.8	
at Florida State	01/23/16	*	36	4-9	.444	3-5	.600	3-4	.750	1	2	3	2.8	1	5	2	1	2	14	10.1	
at Clemson	1/27/16	*	24	2-6	.333	1-3	.333	3-4	.750	1	1	2	2.8	4	5	4	0	0	8	10.0	
VIRGINIA TECH	1/31/16	*	34	3-8	.375	0-3	.000	2-2	1.000	0	1	1	2.7	3	11	0	1	0	8	9.9	
VIRGINIA	2/6/16	*	26	0-7	.000	0-4	.000	0-0	.000	0	2	2	2.6	2	6	0	0	1	0	9.4	
Totals			22	648	68-181	.376	25-75	.333	46-59	.780	6	52	58	2.6	41	117	23	8	26	207	9.4

Games played: 22
 Minutes/game: 29.5
 Points/game: 9.4
 FG Pct: 37.6
 3FG Pct: 33.3
 FT Pct: 78.0

Rebounds/game: 2.6
 Assists/game: 5.3
 Turnovers/game: 1.0
 Assist/turnover ratio: 5.1
 Steals/game: 1.2
 Blocks/game: 0.4

Season	gp-gs		Total		3-Point		F-Throws		Rebounds				Scoring												
	gp	gs	fg-fga	pct	fg-fga	pct	ft-fga	pct	off	def	tot	avg	pf	fo	ast	to	blk	stl	pts	avg					
2012-13	33	32	879	26.6	63	171	.368	15	48	.313	61	77	.792	6	64	70	2.1	63	1	116	41	1	32	202	6.1
2013-14	36	36	1117	31.0	83	207	.401	24	70	.343	85	107	.794	17	94	111	3.1	96	3	148	36	11	53	275	7.6
2014-15	34	34	1152	33.9	94	256	.367	28	94	.298	85	102	.833	16	106	122	3.6	81	0	174	56	8	36	301	8.9
2015-16	22	22	648	29.5	68	181	.376	25	75	.333	46	59	.780	6	52	58	2.6	41	0	117	23	8	26	207	9.4
TOTAL	125	124	3796	30.4	308	815	.378	92	287	.321	277	345	.803	45	316	361	2.9	281	4	555	156	28	147	985	7.9



1 JAMEL ARTIS

F • 6-7 • 215 • JR-2L
Baltimore, Md.
Notre Dame Prep [Mass.]

	2015-16	Career
Double-Doubles	-	1
30+ Point Games	-	1
20+ Point Games	4	12
Double-Figure Points	18	44
Double-Figure Rebounds	-	2
5 or more rebounds	9	41
5 or more assists	3	7
3 or more 3PT FG	3	6
30+ minutes	11	35

Career Highs

Points: 32, vs. Bryant, 2/2/15.
 FG made: 11, vs. Bryant, 2/2/15.
 FG attempts: 19, at Florida State, 1/23/16.
 3FG made: 5, at Notre Dame, 1/9/16.
 3FG attempts: 9, vs. Miami, 3/4/15.
 FT made: 10, 2x; last vs. Morehead State, 12/13/15.
 FT attempts: 12, 2x; last at Louisville, 2/11/15.
 Rebounds: 10, 2x; last vs. Syracuse, 2/21/15.
 Off. Rebs.: 6, at Wake Forest, 3/1/15.
 Def. Rebs.: 9, vs. Holy Cross, 12/23/14.
 Assists: 8, vs. Syracuse, 12/30/15.
 Steals: 3, 2x; last vs. Syracuse, 2/7/15.
 Blocks: 4, vs. St. Bonaventure, 12/23/14.
 Minutes: 40, at Louisville, 2/11/15.

The Storyline

- Earned ACC Player of the Week honors Dec. 28 following a 29-point, eight-rebound, four-assist effort against Western Carolina (12/23)
- One of the top small forwards in the ACC after earning all-conference honors a year ago
- A combination point forward back for his junior year after leading the team in scoring last season
- Combines with Michael Young to give Pitt one of the top inside-outside forward combinations in the country
- Was a high school teammate with Jamel Artis at St. Benedict's as a sophomore ... the two players are now roommates at Pitt

Opponent	Date	gs	min	Total		3-Pointers		Free throws		Rebounds				pf	a	t/o	blk	stl	pts	avg	
				fg-fga	pct	3fg-fga	pct	ft-fga	pct	off	def	tot	avg								
ST. JOSEPH'S (IN)	11/17/15	*	24	3-9	.333	0-3	.000	0-2	.000	2	2	4	4.0	2	4	3	1	0	6	6.0	
DETROIT	11/20/15	*	21	6-9	.667	1-3	.333	2-3	.667	1	2	3	3.5	3	3	1	0	0	15	10.5	
CORNELL	11/25/15	*	23	6-11	.545	2-4	.500	7-8	.875	2	3	5	4.0	0	4	1	0	1	21	14.0	
KENT STATE	11/28/15	*	34	8-10	.800	3-3	1.000	0-0	.000	0	4	4	4.0	1	1	2	1	1	19	15.3	
PURDUE	12/1/15	*	32	3-10	.300	1-4	.250	1-2	.500	1	1	2	3.6	3	4	2	1	0	8	13.8	
vs Duquesne	12/04/15	*	26	6-10	.600	2-2	1.000	0-0	.000	0	4	4	3.7	3	4	2	0	0	14	13.8	
CENTRAL ARKANSAS	12/6/15	*	19	6-9	.667	2-2	1.000	3-3	1.000	0	2	2	3.4	0	2	1	0	1	17	14.3	
EASTERN WASHINGTON	12/11/15	*	25	5-11	.455	1-3	.333	3-3	1.000	2	2	4	3.5	1	1	3	0	0	14	14.3	
MOREHEAD STATE	12/13/15	*	26	6-9	.667	0-2	.000	10-11	.909	1	5	6	3.8	2	0	2	0	0	22	15.1	
vs Davidson	12/20/15	*	16	3-7	.429	0-2	.000	0-0	.000	0	5	5	3.9	4	4	5	0	0	6	14.2	
WESTERN CAROLINA	12/23/15	*	34	10-14	.714	1-2	.500	8-8	1.000	4	4	8	4.3	1	4	3	1	1	29	15.5	
SYRACUSE	12/30/15	*	35	6-12	.500	1-5	.200	5-9	.556	3	6	9	4.7	2	8	2	0	2	18	15.8	
MARYLAND EASTERN SH	1/2/16	*	24	5-10	.500	0-3	.000	4-6	.667	1	2	3	4.5	2	5	1	1	1	14	15.6	
GEORGIA TECH	1/6/16	*	37	6-13	.462	2-5	.400	4-4	1.000	1	3	4	4.5	2	5	3	0	0	18	15.8	
at Notre Dame	1/9/16	*	34	7-15	.467	5-9	.556	0-0	.000	1	4	5	4.5	0	3	0	0	1	19	16.0	
at LOUISVILLE	1/14/16	*	30	3-9	.333	0-4	.000	5-7	.714	1	2	3	4.4	4	0	4	0	0	11	15.7	
BOSTON COLLEGE	1/16/16	*	32	8-12	.667	4-6	.667	2-2	1.000	0	3	3	4.4	1	3	3	1	1	22	16.1	
NC STATE	1/19/16	*	30	4-10	.400	1-4	.250	7-10	.700	1	6	7	4.5	2	4	5	1	0	16	16.1	
at Florida State	01/23/16	*	37	7-19	.368	2-7	.286	0-1	.000	2	3	5	4.5	2	3	1	0	0	16	16.1	
at Clemson	1/27/16	*	34	4-11	.364	1-4	.250	0-0	.000	1	2	3	4.5	2	3	3	1	0	9	15.7	
VIRGINIA TECH	1/31/16	*	24	5-11	.455	1-4	.250	0-1	.000	2	4	6	4.5	3	4	2	0	1	11	15.5	
VIRGINIA	2/6/16	*	32	7-11	.636	2-3	.667	1-2	.500	2	2	4	4.5	2	3	3	0	0	17	15.5	
Totals			22	629	124-242	.512	32-84	.381	62-82	.756	28	71	99	4.5	42	72	52	8	10	342	15.5

Games played: 22
 Minutes/game: 28.6
 Points/game: 15.5
 FG Pct: 51.2
 3FG Pct: 38.1
 FT Pct: 75.6

Rebounds/game: 4.5
 Assists/game: 3.3
 Turnovers/game: 2.4
 Assist/turnover ratio: 1.4
 Steals/game: 0.5
 Blocks/game: 0.4

Season	gp-gs	min/avg	Total		3-Point		F-Throws		Rebounds				Scoring							
			fg-fga	pct	fg-fga	pct	ft-fga	pct	off	def	tot	avg	pf	fo	ast	to	blk	stl	pts	avg
2013-14	36-0	555/15.4	58-126	.460	8-27	.296	51-72	.708	38	68	106	2.9	54	0	23	29	10	6	175	4.9
2014-15	34-34	1081/31.8	160-341	.469	39-99	.394	105-132	.795	67	138	205	6.0	63	0	77	60	15	25	464	13.6
2015-16	22-22	629/28.6	124-242	.512	32-84	.381	62-82	.756	28	71	99	4.5	42	0	72	52	8	10	342	15.5
TOTAL	92-56	2265/24.6	342-709	.482	79-210	.376	218-286	.762	133	277	410	4.5	159	0	172	141	33	41	981	10.7



2

MICHAEL YOUNG

F • 6-9 • 235 • JR-2L
Duquesne, Pa.
St. Benedict's [N.J.]

	2015-16	Career
Double-Doubles	4	9
20+ Point Games	8	13
15+ Rebound Games	-	2
Double-Figure Points	21	52
Double-Figure Rebounds	4	10
5 or more rebounds	19	62
30+ minutes	12	42
40+ minutes	-	2

Career Highs

Points: 27, vs. Chaminade, 11/24/14.
 FG made: 11, vs. Chaminade, 11/24/14.
 FG attempts: 17, vs. Chaminade, 11/24/14.
 3FG made: 2, 3x; last at Clemson, 1/27/16.
 3FG attempts: 3, 4x; last vs NC State 3/11/15.
 FT made: 12, 2x; last vs. Morehead State, 12/13/15.
 FT attempts: 15, vs. Boston College, 2/24/15.
 Rebounds: 17, vs. St. Bonaventure, 12/13/14.
 Off. Rebs.: 10, vs. Chaminade, 11/24/14.
 Def. Rebs.: 14, vs. St. Bonaventure, 12/13/14.
 Assists: 9, vs. Boston College, 1/16/16.
 Steals: 2, 5x; last at Clemson, 1/27/16.
 Blocks: 3, 2x; last vs. Detroit, 11/20/15.
 Minutes: 41, 2x; last at Virginia Tech, 1/27/15.

The Storyline

- Became the 44th Pitt player to top the 1,000-point mark in a loss at Clemson (1/27)
- Named to the Lute Olson Award midseason watch list
- Named Most Outstanding Player of the Gotham Classic showcase game ... scored 22 points on 9-of-14 shooting to go along with six rebounds and two assists in a win over Davidson
- One of the top post players in the ACC ... earned honorable mention all-conference honors as a sophomore
- Strong combination forward from nearby Duquesne, Pa. ... one of five Panthers on the roster from the Pittsburgh area
- Combines with Jamel Artis to give Pitt one of the top forward tandems in the ACC
- One of two current college basketball players named to the 16-person NCAA Division I oversight committee
- High school teammate/rommate of Jamel Artis at St. Benedict's as sophomore ... helped recruit Artis to Pitt

Opponent	Date	gs	min	Total		3-Pointers		Free throws		Rebounds				pf	a	t/o	blk	stl	pts	avg	
				fg-fga	pct	3fg-fga	pct	ft-fta	pct	off	def	tot	avg								
ST. JOSEPH'S (IN)	11/17/15	*	22	6-11	.545	0-0	.000	4-7	.571	5	7	12	12.0	2	6	3	1	0	16	16.0	
DETROIT	11/20/15	*	26	7-9	.778	0-0	.000	7-7	1.000	2	6	8	10.0	2	1	2	3	0	21	18.5	
CORNELL	11/25/15	*	21	6-10	.600	0-0	.000	0-0	.000	3	5	8	9.3	2	6	1	1	0	12	16.3	
KENT STATE	11/28/15	*	34	10-15	.667	0-1	.000	3-3	1.000	2	2	4	8.0	1	6	3	0	0	23	18.0	
PURDUE	12/1/15	*	32	5-11	.455	0-0	.000	6-8	.750	5	7	12	8.8	3	3	3	0	0	16	17.6	
vs Duquesne	12/04/15	*	30	6-9	.667	0-0	.000	8-9	.889	3	8	11	9.2	0	4	2	1	0	20	18.0	
CENTRAL ARKANSAS	12/6/15	*	16	3-5	.600	0-0	.000	2-4	.500	3	5	8	9.0	2	3	3	0	0	8	16.6	
EASTERN WASHINGTON	12/11/15	*	24	8-13	.615	0-1	.000	5-5	1.000	1	2	3	8.3	0	4	1	0	0	21	17.1	
MOREHEAD STATE	12/13/15	*	32	4-8	.500	0-0	.000	12-13	.923	2	4	6	8.0	0	2	2	0	0	20	17.4	
vs Davidson	12/20/15	*	25	9-14	.643	0-0	.000	4-4	1.000	2	4	6	7.8	1	2	3	0	0	22	17.9	
WESTERN CAROLINA	12/23/15	*	31	3-6	.500	0-1	.000	6-6	1.000	3	3	6	7.6	1	0	3	0	0	12	17.4	
SYRACUSE	12/30/15	*	33	5-8	.625	0-0	.000	5-5	1.000	2	5	7	7.6	2	0	2	0	0	15	17.2	
MARYLAND EASTERN SH	1/2/16	*	24	5-9	.556	0-0	.000	4-5	.800	2	3	5	7.4	2	1	2	1	1	14	16.9	
GEORGIA TECH	1/6/16	*	18	5-10	.500	0-1	.000	7-8	.875	0	1	1	6.9	3	0	0	1	0	17	16.9	
at Notre Dame	1/9/16	*	22	7-11	.636	0-0	.000	11-14	.786	2	3	5	6.8	4	4	2	0	0	25	17.5	
at LOUISVILLE	1/14/16	*	37	7-16	.438	0-0	.000	4-6	.667	3	5	8	6.9	1	1	4	0	0	18	17.5	
BOSTON COLLEGE	1/16/16	*	34	5-10	.500	0-0	.000	3-4	.750	2	3	5	6.8	1	9	5	1	1	13	17.2	
NC STATE	1/19/16	*	34	6-13	.462	0-0	.000	2-2	1.000	1	6	7	6.8	0	1	3	1	2	14	17.1	
at Florida State	01/23/16	*	37	3-9	.333	0-0	.000	7-12	.583	3	3	6	6.7	1	2	2	0	0	13	16.8	
at Clemson	1/27/16	*	34	9-14	.643	2-2	1.000	5-6	.833	1	6	7	6.8	2	2	0	0	2	25	17.3	
VIRGINIA TECH	1/31/16	*	28	6-9	.667	0-0	.000	1-3	.333	3	4	7	6.8	0	5	3	0	0	13	17.0	
VIRGINIA	2/6/16	*	34	4-11	.364	0-0	.000	4-4	1.000	3	7	10	6.9	1	0	3	0	0	12	16.8	
Totals			22	628	129-231	.558	2-6	.333	110-135	.815	53	99	152	6.9	31	62	52	10	6	370	16.8

Games played: 22
 Minutes/game: 28.5
 Points/game: 16.8
 FG Pct: 55.8
 3FG Pct: 33.3
 FT Pct: 81.5

Rebounds/game: 6.9
 Assists/game: 2.8
 Turnovers/game: 2.4
 Assist/turnover ratio: 1.2
 Steals/game: 0.3
 Blocks/game: 0.5

Season	gp-gs	min/avg	Total		3-Point		F-Throws		Rebounds				Scoring							
			fg-fga	pct	fg-fga	pct	ft-fta	pct	off	def	tot	avg	pf	fo	ast	to	blk	stl	pts	avg
2013-14	36-36	779/21.6	69-167	.413	10-28	.357	67-82	.817	56	91	147	4.1	63	1	32	32	16	15	215	6.0
2014-15	34-34	1077/31.7	167-315	.530	5-17	.294	115-166	.693	111	138	249	7.3	89	2	44	38	28	21	454	13.4
2015-16	22-22	628/28.5	129-231	.558	2-6	.333	110-135	.815	53	99	152	6.9	31	0	62	52	10	6	370	16.8
TOTAL	92-92	2484/27.0	365-713	.512	17-51	.333	292-383	.762	220	328	548	6.0	183	3	138	122	54	42	1039	11.3



3

DAMON WILSON

G • 6-5 • 200 • FR-HS
Powder Springs, Ga.
Our Savior New American [N.Y.]

2015-16

Double-Figure Points	2
20+ Point Games	1
5 or more rebounds	1
5 or more assists	1
2 or more steals	1
20+ minutes	4

Career Highs

Points: 20, vs. Central Arkansas, 12/6/15.
FG made: 7, vs. Central Arkansas, 12/6/15.
FG attempts: 9, 2x; last vs. Central Arkansas, 12/6/15.
3FG made: 2, vs. Central Arkansas, 12/6/15.
3FG attempts: 4, vs. Central Arkansas, 12/6/15.
FT made: 4, 3x; last vs. Virginia, 2/6/16.
FT attempts: 6, vs. Central Arkansas, 12/6/15.
Rebounds: 6, vs. Saint Joseph's, 11/17/15.
Off. Rebs.: 1, at Florida State, 1/23/16.
Def. Rebs.: 6, vs. Saint Joseph's, 11/17/15.
Assists: 7 vs. Maryland Eastern Shore, 1/2/16.
Steals: 2, vs. Boston College, 1/16/16.
Blocks: 1, vs. Detroit, 11/20/15.
Minutes: 21, vs. Boston College, 1/16/16.

The Storyline

- Missed time in the preseason due to shoulder and hamstring injuries ... missed Pitt's exhibition game against Gannon due to injury
- Skilled guard with the ability to play either backcourt position ... adept at getting in the lane and finishing over interior defenders or finding open shooters
- Experience playing with and against high-level competition will enable him to make a smooth transition to college basketball

Opponent	Date	gs	min	Total		3-Pointers		Free throws		Rebounds				pf	a	t/o	blk	stl	pts	avg
				fg-fga	pct	3fg-fga	pct	ft-fta	pct	off	def	tot	avg							
ST. JOSEPH'S (IN)	11/17/15	11		2-2	1.000	1-1	1.000	2-3	.667	0	6	6	6.0	0	2	0	0	0	7	7.0
DETROIT	11/20/15	15		1-9	.111	1-3	.333	0-0	.000	0	4	4	5.0	1	4	2	1	1	3	5.0
CORNELL	11/25/15	17		3-5	.600	1-1	1.000	3-3	1.000	0	1	1	3.7	3	4	0	0	1	10	6.7
KENT STATE	11/28/15	4		0-1	.000	0-0	.000	0-0	.000	0	0	0	2.8	0	1	0	0	0	0	5.0
PURDUE	12/1/15	1		0-0	.000	0-0	.000	0-0	.000	0	0	0	2.2	0	0	0	0	0	0	4.0
vs Duquesne	12/04/15	11		0-2	.000	0-2	.000	1-2	.500	0	1	1	2.0	1	0	0	0	0	1	3.5
CENTRAL ARKANSAS	12/6/15	20		7-9	.778	2-4	.500	4-6	.667	0	2	2	2.0	0	3	1	1	0	20	5.9
EASTERN WASHINGTON	12/11/15	20		1-2	.500	0-0	.000	5-6	.833	0	2	2	2.0	1	3	3	0	0	7	6.0
MOREHEAD STATE	12/13/15	12		2-4	.500	0-0	.000	1-2	.500	0	0	0	1.8	1	1	2	0	0	5	5.9
vs Davidson	12/20/15	12		1-4	.250	1-3	.333	0-0	.000	0	0	0	1.6	4	0	1	0	1	3	5.6
WESTERN CAROLINA	12/23/15	7		0-0	.000	0-0	.000	1-2	.500	0	1	1	1.5	1	1	1	0	0	1	5.2
SYRACUSE	12/30/15	8		0-0	.000	0-0	.000	0-0	.000	0	0	0	1.4	1	0	0	0	0	0	4.8
MARYLAND EASTERN SH	1/2/16	16		0-3	.000	0-1	.000	4-4	1.000	0	1	1	1.4	2	7	2	0	0	4	4.7
GEORGIA TECH	1/6/16	4		0-0	.000	0-0	.000	0-0	.000	0	0	0	1.3	2	0	0	0	0	0	4.4
at Notre Dame	1/9/16	7		1-1	1.000	1-1	1.000	0-0	.000	0	0	0	1.2	0	1	0	0	0	3	4.3
at LOUISVILLE	1/14/16	14		1-3	.333	1-1	1.000	0-0	.000	0	0	0	1.1	1	0	1	0	0	3	4.2
BOSTON COLLEGE	1/16/16	21		2-5	.400	0-0	.000	0-0	.000	0	2	2	1.2	1	4	2	0	2	4	4.2
NC STATE	1/19/16	8		1-3	.333	0-1	.000	0-1	.000	0	0	0	1.1	3	0	0	0	0	2	4.1
at Florida State	01/23/16	3		1-2	.500	0-0	.000	0-0	.000	1	0	1	1.1	1	0	2	0	0	2	3.9
at Clemson	1/27/16	16		0-3	.000	0-1	.000	1-2	.500	0	1	1	1.1	1	1	0	0	0	1	3.8
VIRGINIA TECH	1/31/16	11		3-4	.750	1-1	1.000	1-1	1.000	0	1	1	1.1	1	2	0	0	0	8	4.0
VIRGINIA	2/6/16	16		1-3	.333	0-1	.000	4-4	1.000	0	1	1	1.1	1	2	1	0	0	6	4.1
Totals		0	254	27-65	.415	9-21	.429	27-36	.750	1	23	24	1.1	26	36	18	2	5	90	4.1

Games played: 22
 Minutes/game: 11.5
 Points/game: 4.1
 FG Pct: 41.5
 3FG Pct: 42.9
 FT Pct: 75.0

Rebounds/game: 1.1
 Assists/game: 1.6
 Turnovers/game: 0.8
 Assist/turnover ratio: 2.0
 Steals/game: 0.2
 Blocks/game: 0.1

Season	gp-gs	min/avg	Total		3-Point		F-Throws		Rebounds				Scoring							
			fg-fga	pct	fg-fga	pct	ft-fta	pct	off	def	tot	avg	pf	fo	ast	to	blk	stl	pts	avg
2015-16	22-0	254/11.5	27-65	.415	9-21	.429	27-36	.750	1	23	24	1.1	26	0	36	18	2	5	90	4.1
TOTAL	22-0	254/11.5	27-65	.415	9-21	.429	27-36	.750	1	23	24	1.1	26	0	36	18	2	5	90	4.1



4 RYAN LUTHER

F • 6-9 • 220 • SO-1L
Gibsonia, Pa.
Hampton

	2015-16	Career
Double-Doubles	1	1
Double-Figure Points	1	2
Double-Figure Rebounds	1	1
5 or more rebounds	2	2
2 or more blocks	1	1
2 or more steals	1	1
20+ minutes	2	2

Career Highs

Points: 15, vs. Detroit, 11/20/15.
 FG made: 6, vs. Detroit, 11/20/15.
 FG attempts: 9, vs. Detroit, 11/20/15.
 3FG made: 3, vs. Kansas State, 11/26/14.
 3FG attempts: 4, vs. Kansas State, 11/26/14.
 FT made: 3, 2x; last vs. Cornell, 11/25/15.
 FT attempts: 5, vs. Detroit, 11/20/15.
 Rebounds: 11, vs. Detroit, 11/20/15.
 Off. Rebs.: 4, vs. Detroit, 11/20/15.
 Def. Rebs.: 7, vs. Detroit, 11/20/15.
 Assists: 2, 3x; last at Florida State, 1/23/16.
 Steals: 2, vs. Virginia Tech, 1/31/16.
 Blocks: 3, vs. Saint Joseph's, 11/17/15.
 Minutes: 24, vs. Kansas State, 11/26/14.

The Storyline

- Rapidly developing stretch four provides depth and versatility to the post rotation
- Twin brother, Colin, plays basketball at Elon
- Grew up in Gibsonia, Pa., fewer than 15 miles north of Pittsburgh ... one of five local products for the Panthers

Opponent	Date	gs	min	Total		3-Pointers		Free throws		Rebounds				pf	a	t/o	blk	stl	pts	avg
				fg-fga	pct	3fg-fga	pct	ft-fa	pct	off	def	tot	avg							
ST. JOSEPH'S (IN)	11/17/15	16		3-4	.750	0-1	.000	1-1	1.000	1	3	4	4.0	3	0	1	3	0	7	7.0
DETROIT	11/20/15	23		6-9	.667	0-3	.000	3-5	.600	4	7	11	7.5	2	1	1	1	0	15	11.0
CORNELL	11/25/15	13		0-2	.000	0-1	.000	3-4	.750	1	1	2	5.7	1	0	2	0	0	3	8.3
KENT STATE	11/28/15	18		3-5	.600	0-1	.000	1-2	.500	2	3	5	5.5	2	1	1	0	0	7	8.0
PURDUE	12/1/15	11		2-3	.667	0-0	.000	0-0	.000	2	0	2	4.8	2	0	1	0	0	4	7.2
vs Duquesne	12/04/15	6		0-1	.000	0-0	.000	0-0	.000	1	0	1	4.2	2	0	1	0	0	0	6.0
CENTRAL ARKANSAS	12/6/15	13		0-1	.000	0-0	.000	2-4	.500	2	3	5	4.3	4	1	0	0	0	2	5.4
EASTERN WASHINGTON	12/11/15	8		0-1	.000	0-0	.000	0-0	.000	0	3	3	4.1	0	0	0	0	0	0	4.8
MOREHEAD STATE	12/13/15	1		0-0	.000	0-0	.000	0-0	.000	0	0	0	3.7	0	0	0	0	0	0	4.2
vs Davidson	12/20/15	6		0-0	.000	0-0	.000	2-2	1.000	1	1	2	3.5	2	0	0	1	0	2	4.0
WESTERN CAROLINA	12/23/15	9		2-2	1.000	0-0	.000	0-0	.000	0	2	2	3.4	0	0	0	1	0	4	4.0
SYRACUSE	12/30/15	dnp		-	-	-	-	-	-	-	-	-	-	-	-	-	-	-	-	-
MARYLAND EASTERN SH	1/2/16	14		3-4	.750	0-0	.000	0-2	.000	2	2	4	3.4	2	1	1	0	1	6	4.2
GEORGIA TECH	1/6/16	2		0-0	.000	0-0	.000	0-0	.000	0	0	0	3.2	0	0	0	0	0	0	3.8
at Notre Dame	1/9/16	0		0-0	.000	0-0	.000	0-0	.000	0	0	0	2.9	0	0	0	0	0	0	3.6
at LOUISVILLE	1/14/16	10		1-5	.200	0-0	.000	0-0	.000	0	1	1	2.8	4	0	0	0	1	2	3.5
BOSTON COLLEGE	1/16/16	1		0-0	.000	0-0	.000	0-0	.000	0	0	0	2.6	0	0	0	0	0	0	3.3
NC STATE	1/19/16	10		1-2	.500	0-0	.000	0-0	.000	1	2	3	2.6	1	0	1	1	1	2	3.2
at Florida State	01/23/16	15		1-2	.500	0-0	.000	0-0	.000	3	1	4	2.7	2	2	2	1	0	2	3.1
at Clemson	1/27/16	19		3-5	.600	2-2	1.000	0-0	.000	1	0	1	2.6	4	0	0	0	0	8	3.4
VIRGINIA TECH	1/31/16	18		4-5	.800	1-1	1.000	0-0	.000	1	1	2	2.6	1	0	2	0	2	9	3.7
VIRGINIA	2/6/16	10		1-1	1.000	0-0	.000	0-0	.000	0	2	2	2.6	2	0	0	0	0	2	3.6
Totals		0	223	30-52	.577	3-9	.333	12-20	.600	22	32	54	2.6	34	6	13	8	5	75	3.6

Games played: 21
 Minutes/game: 10.6
 Points/game: 3.6
 FG Pct: 57.7
 3FG Pct: 33.3
 FT Pct: 60.0

Rebounds/game: 2.6
 Assists/game: 0.3
 Turnovers/game: 0.6
 Assist/turnover ratio: 0.5
 Steals/game: 0.2
 Blocks/game: 0.4

Season	gp-gs	min/avg	Total		3-Point		F-Throws		Rebounds				Scoring							
			fg-fga	pct	fg-fga	pct	ft-fa	pct	off	def	tot	avg	pf	fo	ast	to	blk	stl	pts	avg
2014-15	23-0	185/8.0	18-35	.514	5-11	.455	3-7	.429	13	11	24	1.0	22	0	7	5	4	1	44	1.9
2015-16	21-0	223/10.6	30-52	.577	3-9	.333	12-20	.600	22	32	54	2.6	34	0	6	13	8	5	75	3.6
TOTAL	44-0	408/9.3	48-87	.552	8-20	.400	15-27	.556	35	43	78	1.8	56	0	13	18	12	6	119	2.7



5 RAFAEL MAIA

F • 6-9 • 245 • GR-TR
Sao Paulo, Brazil
Maine Central Institute/Brown

2015-16 Career

Double-Doubles	-	15
20+ Point Games	-	1
Double-Figure Points	-	39
Double-Figure Rebounds	2	27
5 or more rebounds	8	78
3 or more steals	1	9
2 or more blocks	-	9
30+ minutes	1	42

Career Highs

Points: 22, at Cornell, 3/1/13.
 FG made: 10, at Dartmouth, 2/1/13.
 FG attempts: 17, at Princeton, 2/8/13.
 FT made: 8, vs. St. Peter's, 11/14/14.
 FT attempts: 13, 2x; last at Dartmouth, 3/6/15.
 Rebounds: 16, 3x; last at Dartmouth, 3/6/15.
 Off. Rebs.: 8, 2x; last vs. Johnson & Wales, 11/30/14.
 Def. Rebs.: 12, at Dartmouth, 3/6/15.
 Assists: 6, vs. Cornell, 2/21/15.
 Steals: 4, vs. Penn, 2/15/14.
 Blocks: 3, vs. Lyndon State College, 1/12/15.
 Minutes: 39, at Yale, 1/24/15.

The Storyline

- Veteran big man who played his first three seasons at Brown ... three-time Ivy League rebounding leader
- Gained valuable game experience competing for the Brazilian National Team ... team captain on Brazil's U-16, U-17 and U-18 teams
- Suffered a right thumb injury in early September that sidelined him until the beginning of October ... has also missed time with toe and rib injuries this fall
- Intelligent on and off the court ... two-time CoSIDA Academic All-District and Academic All-Ivy League selection
- Self-taught musician who can play five different instruments ... in the process of learning to play the saxophone

Opponent	Date	gs	min	Total		3-Pointers		Free throws		Rebounds				pf	a	t/o	blk	stl	pts	avg	
				fg-fga	pct	3fg-fga	pct	ft-fta	pct	off	def	tot	avg								
ST. JOSEPH'S (IN)	11/17/15		9	1-2	.500	0-0	.000	0-1	.000	1	0	1	1.0	3	0	0	0	0	2	2.0	
DETROIT	11/20/15		13	1-3	.333	0-0	.000	1-2	.500	2	4	6	3.5	1	1	0	0	0	3	2.5	
CORNELL	11/25/15		13	1-1	1.000	0-0	.000	0-0	.000	1	3	4	3.7	2	0	0	0	0	2	2.3	
KENT STATE	11/28/15		8	0-0	.000	0-0	.000	2-2	1.000	0	0	0	2.8	1	0	1	0	0	2	2.3	
PURDUE	12/1/15		10	0-0	.000	0-0	.000	1-2	.500	0	0	0	2.2	1	0	0	1	2	1	2.0	
vs Duquesne	12/04/15	*	25	3-5	.600	0-0	.000	3-4	.750	0	2	2	2.2	1	2	0	1	2	9	3.2	
CENTRAL ARKANSAS	12/6/15	*	15	3-5	.600	0-0	.000	0-1	.000	4	2	6	2.7	3	1	1	1	0	6	3.6	
EASTERN WASHINGTON	12/11/15	*	20	3-5	.600	0-0	.000	0-0	.000	3	8	11	3.8	1	0	0	0	1	6	3.9	
MOREHEAD STATE	12/13/15	*	22	2-3	.667	0-0	.000	0-0	.000	4	5	9	4.3	2	3	0	1	3	4	3.9	
vs Davidson	12/20/15	*	13	0-1	.000	0-0	.000	0-0	.000	1	2	3	4.2	4	1	1	0	0	0	3.5	
WESTERN CAROLINA	12/23/15	*	9	0-0	.000	0-0	.000	1-2	.500	1	0	1	3.9	2	1	0	0	0	1	3.3	
SYRACUSE	12/30/15	*	11	0-1	.000	0-0	.000	2-2	1.000	5	3	8	4.3	0	0	2	0	1	2	3.2	
MARYLAND EASTERN SH	1/2/16	*	10	0-1	.000	0-0	.000	0-0	.000	2	1	3	4.2	2	1	2	0	0	0	2.9	
GEORGIA TECH	1/6/16	*	32	3-6	.500	0-0	.000	1-4	.250	2	10	12	4.7	3	0	0	1	1	7	3.2	
at Notre Dame	1/9/16	*	22	0-1	.000	0-0	.000	1-2	.500	1	3	4	4.7	2	1	0	0	1	1	3.1	
at LOUISVILLE	1/14/16	*	12	0-1	.000	0-0	.000	0-0	.000	1	4	5	4.7	2	1	0	0	0	0	2.9	
BOSTON COLLEGE	1/16/16	*	17	2-2	1.000	0-0	.000	0-0	.000	3	5	8	4.9	4	2	2	0	0	4	2.9	
NC STATE	1/19/16	*	9	0-0	.000	0-0	.000	0-0	.000	1	0	1	4.7	3	0	1	0	0	0	2.8	
at Florida State	01/23/16	*	9	0-2	.000	0-1	.000	0-0	.000	2	0	2	4.5	3	0	1	0	0	0	2.6	
at Clemson	1/27/16	*	8	1-4	.250	0-0	.000	0-0	.000	2	0	2	4.4	2	0	0	0	1	2	2.6	
VIRGINIA TECH	1/31/16		2	0-0	.000	0-0	.000	0-0	.000	0	0	0	4.2	0	0	0	0	0	0	2.5	
VIRGINIA	2/6/16		4	0-0	.000	0-0	.000	0-0	.000	1	0	1	4.0	0	1	0	1	0	0	2.4	
Totals			15	293	20-43	.465	0-1	.000	12-22	.545	37	52	89	4.0	42	15	11	6	12	52	2.4

Games played: 22
 Minutes/game: 13.3
 Points/game: 2.4
 FG Pct: 46.5
 3FG Pct: 0.0
 FT Pct: 54.5

Rebounds/game: 4.0
 Assists/game: 0.7
 Turnovers/game: 0.5
 Assist/turnover ratio: 1.4
 Steals/game: 0.5
 Blocks/game: 0.3

Season	gp-gs		Total		3-Point		F-Throws		Rebounds				Scoring							
	gp	gs	fg-fga	pct	fg-fga	pct	ft-fta	pct	off	def	tot	avg	pf	fo	ast	to	blk	stl	pts	avg
2015-16	22	15	20-43	.465	0-1	.000	12-22	.545	37	52	89	4.0	42	0	15	11	6	12	52	2.4
TOTAL	22	15	20-43	.465	0-1	.000	12-22	.545	37	52	89	4.0	42	0	15	11	6	12	52	2.4



12 CHRIS JONES

G/F • 6-6 • 213 • R-JR-2L
Teaneck, N.J.
Teaneck

	2015-16	Career
20+ Point Games	-	-
Double-Figure Points	5	19
5 or more rebounds	-	6
3 or more 3PT FG	1	7
20+ minutes	9	40
30+ minutes	-	16

Career Highs

Points: 19, 2x; last at Syracuse, 2/21/15.
 FG made: 7, 2x; last at Syracuse, 2/21/15.
 FG attempts: 17, at Indiana, 12/2/14.
 3FG made: 5, 2x; last at Syracuse, 2/21/15.
 3FG attempts: 8, 2x; last at Indiana, 12/2/14.
 FT made: 5, vs. Howard, 11/17/13.
 FT attempts: 7, vs. Louisville, 1/25/15.
 Rebounds: 7, vs. George Washington, 3/17/15.
 Off. Rebs.: 3, 4x; last vs. Eastern Washington, 12/1/15.
 Def. Rebs.: 6, vs. George Washington, 3/17/15.
 Assists: 6, vs. North Carolina, 2/14/15.
 Steals: 2, 6x; last vs. NC State, 1/19/16.
 Blocks: 3, vs. St. Bonaventure, 12/13/14.
 Minutes: 38, at Virginia Tech, 1/27/15.

The Storyline

- One of the top reserves in the ACC
- Has battled injuries throughout his time at Pitt ... underwent offseason toe surgery and was sidelined until mid-September
- Provides the Panthers with a total package of skills including shooting ability, steady passing and size on the defensive end
- Multi-dimensional shooting guard who can also slide over and play small forward ... brings elite size, athleticism and strength to the floor

Opponent	Date	gs	min	Total		3-Pointers		Free throws		Rebounds				pf	a	t/o	blk	stl	pts	avg
				fg-fga	pct	3fg-fga	pct	ft-fta	pct	off	def	tot	avg							
ST. JOSEPH'S (IN)	11/17/15	13		2-8	.250	0-2	.000	1-1	1.000	1	3	4	4.0	2	2	1	2	0	5	5.0
DETROIT	11/20/15	20		3-6	.500	1-3	.333	1-2	.500	1	1	2	3.0	1	4	0	1	0	8	6.5
CORNELL	11/25/15	20		5-6	.833	3-4	.750	2-2	1.000	0	4	4	3.3	1	0	0	0	2	15	9.3
KENT STATE	11/28/15	15		2-7	.286	0-2	.000	0-0	.000	0	0	0	2.5	2	3	1	0	0	4	8.0
PURDUE	12/1/15	19		1-5	.200	0-3	.000	1-1	1.000	0	2	2	2.4	1	1	0	0	1	3	7.0
vs Duquesne	12/04/15	12		1-4	.250	0-2	.000	1-2	.500	0	0	0	2.0	1	1	1	0	0	3	6.3
CENTRAL ARKANSAS	12/6/15	18		4-6	.667	1-1	1.000	4-5	.800	0	3	3	2.1	0	5	1	0	0	13	7.3
EASTERN WASHINGTON	12/11/15	17		3-6	.500	2-4	.500	3-4	.750	3	0	3	2.3	2	0	0	0	0	11	7.8
MOREHEAD STATE	12/13/15	21		1-4	.250	0-2	.000	1-2	.500	0	1	1	2.1	2	1	3	0	0	3	7.2
vs Davidson	12/20/15	22		4-7	.571	1-3	.333	3-4	.750	2	2	4	2.3	1	3	0	1	0	12	7.7
WESTERN CAROLINA	12/23/15	20		2-4	.500	1-3	.333	0-0	.000	0	3	3	2.4	1	2	2	1	1	5	7.5
SYRACUSE	12/30/15	26		3-5	.600	2-4	.500	2-2	1.000	1	0	1	2.3	4	1	0	0	0	10	7.7
MARYLAND EASTERN SH	1/2/16	21		1-4	.250	0-2	.000	3-4	.750	0	3	3	2.3	0	2	0	1	2	5	7.5
GEORGIA TECH	1/6/16	13		2-2	1.000	0-0	.000	2-2	1.000	0	0	0	2.1	3	0	0	0	0	6	7.4
at Notre Dame	1/9/16	19		2-3	.667	1-2	.500	0-0	.000	0	0	0	2.0	3	2	0	1	0	5	7.2
at LOUISVILLE	1/14/16	8		1-4	.250	0-2	.000	0-0	.000	0	1	1	1.9	0	0	2	0	0	2	6.9
BOSTON COLLEGE	1/16/16	2		0-2	.000	0-1	.000	0-0	.000	0	0	0	1.8	0	0	0	0	0	0	6.5
NC STATE	1/19/16	20		2-5	.400	1-3	.333	0-0	.000	0	1	1	1.8	3	3	3	1	2	5	6.4
at Florida State	01/23/16	14		2-4	.500	0-1	.000	1-1	1.000	0	0	0	1.7	1	0	0	0	0	5	6.3
at Clemson	1/27/16	20		0-5	.000	0-2	.000	1-2	.500	1	3	4	1.8	2	0	1	0	0	1	6.1
VIRGINIA TECH	1/31/16	13		0-1	.000	0-1	.000	0-0	.000	0	1	1	1.8	3	2	1	0	1	0	5.8
VIRGINIA	2/6/16	14		0-1	.000	0-1	.000	1-2	.500	1	2	3	1.8	1	0	2	0	0	1	5.5
Totals		0	367	41-99	.414	13-48	.271	27-36	.750	10	30	40	1.8	34	32	18	8	9	122	5.5

Games played: 22
 Minutes/game: 16.7
 Points/game: 5.5
 FG Pct: 41.4
 3FG Pct: 27.1
 FT Pct: 75.0

Rebounds/game: 1.8
 Assists/game: 1.5
 Turnovers/game: 0.8
 Assist/turnover ratio: 1.8
 Steals/game: 0.4
 Blocks/game: 0.4

Season	gp-gs	min/avg	Total		3-Point		F-Throws		Rebounds				Scoring							
			fg-fga	pct	fg-fga	pct	ft-fta	pct	off	def	tot	avg	pf	fo	ast	to	blk	stl	pts	avg
2013-14	30-0	222/7.4	24-54	.444	4-17	.235	20-25	.800	11	15	26	0.9	27	0	7	8	1	3	72	2.4
2014-15	34-21	932/27.4	109-253	.431	41-115	.357	30-55	.545	37	68	105	3.1	83	1	68	34	11	15	289	8.5
2015-16	22-0	367/16.7	41-99	.414	13-48	.271	27-36	.750	10	30	40	1.8	34	0	32	18	8	9	122	5.5
TOTAL	86-21	1521/17.7	174-406	.429	58-180	.322	77-116	.664	58	113	171	2.0	144	1	107	60	20	27	483	5.6



15 STERLING SMITH

G • 6-4 • 190 • GR-TR
Chico, Calif.
Redemption Christian Acad./Coppin State

	2015-16	Career
Double-Doubles	1	5
20+ Point Games	-	11
Double-Figure Points	5	50
Double-Figure Rebounds	1	6
5 or more rebounds	10	49
3 or more 3PT FG	9	29
3 or more steals	-	12
30+ minutes	-	45

Career Highs

Points: 28, vs. Norfolk State, 2/21/15.
 FG made: 9, 5x; last vs. Norfolk State, 2/21/15.
 FG attempts: 17, vs. Norfolk State, 2/21/15.
 3FG made: 6, 4x; last at Delaware State, 2/16/15.
 3FG attempts: 11, at NC A&T, 1/26/15.
 FT made: 9, at Howard, 1/10/15.
 FT attempts: 10, at Howard, 1/10/15.
 Rebounds: 12, at UMBC, 12/12/12.
 Off. Rebs.: 6, vs. Hampton, 2/1/14.
 Def. Rebs.: 9, 2x; last at Delaware State, 2/16/15.
 Assists: 8, vs. Howard, 3/3/14.
 Steals: 4, 4x; last at Delaware State, 2/16/15.
 Minutes: 42, vs. Hampton, 2/1/14.

The Storyline

- An experienced guard with excellent shooting range ... gives the Panthers another perimeter weapon to compliment double-figure scorers Jamel Artis and Michael Young
- Joined Pitt in the summer of 2015 after graduating from Coppin State with a degree in criminal justice
- Has shown the ability to be an elite three-point shooter
- Active defender able to lockdown opposing guards as well as get in passing lanes to create steals and transition offense ... wingspan, lateral quickness and effort are his greatest defensive assets
- Was sidelined for four weeks during the summer after undergoing foot surgery ... returned to workouts in August

Opponent	Date	gs	min	Total		3-Pointers		Free throws		Rebounds				pf	a	t/o	blk	stl	pts	avg
				fg-fga	pct	3fg-fga	pct	ft-fga	pct	off	def	tot	avg							
ST. JOSEPH'S (IN)	11/17/15	*	20	1-3	.333	1-3	.333	0-0	.000	0	2	2	2.0	1	1	1	1	0	3	3.0
DETROIT	11/20/15	*	19	1-2	.500	1-1	1.000	0-0	.000	0	0	0	1.0	2	1	1	0	1	3	3.0
CORNELL	11/25/15	*	15	3-5	.600	3-5	.600	0-0	.000	0	6	6	2.7	1	2	0	0	1	9	5.0
KENT STATE	11/28/15	*	24	3-4	.750	3-4	.750	0-0	.000	0	6	6	3.5	2	3	1	0	0	9	6.0
PURDUE	12/1/15	*	21	1-2	.500	0-1	.000	1-1	1.000	0	4	4	3.6	1	1	0	0	0	3	5.4
vs Duquesne	12/04/15	*	29	4-5	.800	3-4	.750	5-5	1.000	1	10	11	4.8	2	2	3	1	0	16	7.2
CENTRAL ARKANSAS	12/6/15	*	21	3-8	.375	3-5	.600	0-0	.000	1	4	5	4.9	2	3	0	0	2	9	7.4
EASTERN WASHINGTON	12/11/15	*	21	0-1	.000	0-1	.000	1-2	.500	0	3	3	4.6	2	2	0	1	0	1	6.6
MOREHEAD STATE	12/13/15	*	23	1-6	.167	0-4	.000	4-4	1.000	0	3	3	4.4	2	1	2	0	0	6	6.6
vs Davidson	12/20/15	*	28	4-7	.571	4-5	.800	0-0	.000	0	3	3	4.3	0	2	0	1	0	12	7.1
WESTERN CAROLINA	12/23/15	*	20	0-6	.000	0-4	.000	2-2	1.000	0	2	2	4.1	0	2	1	1	0	2	6.6
SYRACUSE	12/30/15	*	25	1-7	.143	1-6	.167	0-0	.000	1	4	5	4.2	1	3	1	0	0	3	6.3
MARYLAND EASTERN SH	1/2/16	*	18	3-6	.500	3-5	.600	3-4	.750	1	2	3	4.1	1	1	1	0	2	12	6.8
GEORGIA TECH	1/6/16	*	28	4-9	.444	3-5	.600	0-0	.000	2	3	5	4.1	1	0	0	0	1	11	7.1
at Notre Dame	1/9/16	*	26	3-5	.600	3-4	.750	0-0	.000	1	4	5	4.2	0	0	1	0	1	9	7.2
at LOUISVILLE	1/14/16	*	27	0-1	.000	0-0	.000	0-0	.000	3	5	8	4.4	0	0	4	0	0	0	6.8
BOSTON COLLEGE	1/16/16	*	16	1-2	.500	0-1	.000	0-0	.000	0	0	0	4.2	1	0	1	0	1	2	6.5
NC STATE	1/19/16	*	13	1-1	1.000	0-0	.000	2-2	1.000	0	0	0	3.9	1	2	0	0	0	4	6.3
at Florida State	01/23/16	*	29	4-10	.400	4-8	.500	4-4	1.000	0	5	5	4.0	1	0	0	0	1	16	6.8
at Clemson	1/27/16	*	22	1-3	.333	1-3	.333	0-0	.000	0	6	6	4.1	1	1	0	0	0	3	6.7
VIRGINIA TECH	1/31/16	*	21	2-8	.250	2-6	.333	0-0	.000	0	2	2	4.0	2	5	0	0	1	6	6.6
VIRGINIA	2/6/16	*	22	1-3	.333	0-1	.000	0-0	.000	0	1	1	3.9	1	0	0	0	0	2	6.4
Totals			22	42-104	.404	35-76	.461	22-24	.917	10	75	85	3.9	25	32	17	5	11	141	6.4

Games played: 22
 Minutes/game: 22.2
 Points/game: 6.4
 FG Pct: 40.4
 3FG Pct: 46.1
 FT Pct: 91.7

Rebounds/game: 3.9
 Assists/game: 1.5
 Turnovers/game: 0.8
 Assist/turnover ratio: 1.9
 Steals/game: 0.5
 Blocks/game: 0.2

Season	gp-gs	min/avg	Total		3-Point		F-Throws		Rebounds				Scoring							
			fg-fga	pct	fg-fga	pct	ft-fga	pct	off	def	tot	avg	pf	fo	ast	to	blk	stl	pts	avg
2015-16	22-22	488/22.2	42-104	.404	35-76	.461	22-24	.917	10	75	85	3.9	25	0	32	17	5	11	141	6.4
TOTAL	22-22	488/22.2	42-104	.404	35-76	.461	22-24	.917	10	75	85	3.9	25	0	32	17	5	11	141	6.4



21 SHELDON JETER

F • 6-8 • 225 • JR-1L
Beaver Falls, Pa.
Beaver Falls/Vanderbilt

	2015-16	Career
20+ Point Games	1	2
Double-Figure Points	9	20
Double-Figure Rebounds	1	1
5 or more rebounds	11	26
2 or more 3PT FG	-	7
2 or more steals	3	7
2 or more blocks	4	9
20+ minutes	10	31
30+ minutes	-	3

Career Highs
Points: 23, vs. Virginia Tech, 1/31/16.
FG made: 10, vs. North Carolina, 2/14/15.
FG attempts: 14, vs. North Carolina, 2/14/15.
3FG made: 3, 2x; last vs. Miami, 3/4/15.
3FG attempts: 6, Ole Miss, 1/5/13.
FT made: 6, at Notre Dame, 1/9/16.
FT attempts: 8, vs. Syracuse, 2/7/15
Rebounds: 10, vs. Saint Joseph's, 11/17/15.
Assists: 3, vs. Davidson, 12/20/15.
Steals: 3, 2x; last at Missouri, 1/26/13.
Blocks: 3, vs. Davidson, 12/20/15.
Minutes: 35, vs. North Carolina, 2/14/15.

The Storyline


- Sat down Pitt's win at Florida State due to injury (concussion)
- One of the top reserves in the ACC ... leads the top scoring reserve unit in the ACC in scoring, rebounds and blocks
- Rangy athlete that can play multiple positions on the floor ... expected to blossom in his second year with the program
- A tough, athletic and physical wing player who began his career at Vanderbilt
- A native of Beaver Falls, Pa. which is 33 miles from the Pitt campus ... comes from a well-known basketball-rich family ... one of five players on the roster from the Pittsburgh area

Opponent	Date	gs	min	Total		3-Pointers		Free throws		Rebounds				pf	a	t/o	blk	stl	pts	avg
				fg-fga	pct	3fg-fga	pct	ft-fga	pct	off	def	tot	avg							
ST. JOSEPH'S (IN)	11/17/15		22	4-7	.571	0-1	.000	2-2	1.000	4	6	10	10.0	0	1	2	1	2	10	10.0
DETROIT	11/20/15		9	3-3	1.000	1-1	1.000	3-4	.750	2	2	4	7.0	3	0	0	1	1	10	10.0
CORNELL	11/25/15		16	2-5	.400	0-0	.000	0-0	.000	3	2	5	6.3	0	1	1	1	0	4	8.0
KENT STATE	11/28/15		6	0-3	.000	0-0	.000	0-0	.000	0	1	1	5.0	1	0	1	1	0	0	6.0
PURDUE	12/1/15		20	2-9	.222	1-2	.500	2-2	1.000	2	2	4	4.8	3	1	0	0	0	7	6.2
vs Duquesne	12/04/15		18	5-7	.714	0-1	.000	2-2	1.000	4	4	8	5.3	1	1	0	0	0	12	7.2
CENTRAL ARKANSAS	12/6/15		19	3-5	.600	0-0	.000	2-2	1.000	0	4	4	5.1	0	2	0	2	1	8	7.3
EASTERN WASHINGTON	12/11/15		17	3-6	.500	0-0	.000	3-3	1.000	3	3	6	5.3	2	1	2	0	2	9	7.5
MOREHEAD STATE	12/13/15		12	1-2	.500	0-1	.000	0-0	.000	0	4	4	5.1	1	0	2	1	0	2	6.9
vs Davidson	12/20/15		16	4-6	.667	0-1	.000	0-0	.000	3	5	8	5.4	3	3	0	3	1	8	7.0
WESTERN CAROLINA	12/23/15		21	5-8	.625	0-1	.000	2-3	.667	1	5	6	5.5	3	0	0	1	1	12	7.5
SYRACUSE	12/30/15		23	5-11	.455	0-0	.000	1-1	1.000	3	6	9	5.8	3	1	1	1	0	11	7.8
MARYLAND EASTERN SH	1/2/16		19	6-8	.750	0-0	.000	1-1	1.000	2	4	6	5.8	2	0	1	2	0	13	8.2
GEORGIA TECH	1/6/16		23	3-9	.333	0-1	.000	4-4	1.000	2	4	6	5.8	0	2	0	1	1	10	8.3
at Notre Dame	1/9/16		27	6-10	.600	0-1	.000	6-6	1.000	1	1	2	5.5	3	0	1	0	0	18	8.9
at LOUISVILLE	1/14/16		20	0-2	.000	0-0	.000	2-5	.400	2	1	3	5.4	1	0	1	1	1	2	8.5
BOSTON COLLEGE	1/16/16		17	2-2	1.000	0-0	.000	0-1	.000	1	4	5	5.4	2	2	1	1	0	4	8.2
NC STATE	1/19/16		21	3-8	.375	0-1	.000	0-0	.000	3	4	7	5.4	5	1	1	1	2	6	8.1
at Florida State	01/23/16		dnp	-	-	-	-	-	-	-	-	-	-	-	-	-	-	-	-	-
at Clemson	1/27/16		11	1-3	.333	1-2	.500	0-0	.000	1	3	4	5.4	4	0	2	0	0	3	7.8
VIRGINIA TECH	1/31/16	*	23	9-13	.692	0-2	.000	5-6	.833	4	3	7	5.5	3	1	1	1	1	23	8.6
VIRGINIA	2/6/16	*	23	3-5	.600	0-1	.000	2-2	1.000	0	2	2	5.3	2	0	1	2	1	8	8.6
Totals		2	383	70-132	.530	3-16	.188	37-44	.841	41	70	111	5.3	42	17	18	21	14	180	8.6

Games played: 21
Minutes/game: 18.2
Points/game: 8.6
FG Pct: 53.0
3FG Pct: 18.8
FT Pct: 84.1

Rebounds/game: 5.3
Assists/game: 0.8
Turnovers/game: 0.9
Assist/turnover ratio: 0.9
Steals/game: 0.7
Blocks/game: 1.0

Season	gp-gs	min/avg	Total		3-Point		F-Throws		Rebounds				Scoring							
			fg-fga	pct	fg-fga	pct	ft-fga	pct	off	def	tot	avg	pf	fo	ast	to	blk	stl	pts	avg
2014-15	32-9	458/14.3	58-122	.475	10-27	.370	24-39	.615	30	49	79	2.5	53	0	15	19	10	11	150	4.7
2015-16	21-2	383/18.2	70-132	.530	3-16	.188	37-44	.841	41	70	111	5.3	42	1	17	18	21	14	180	8.6
TOTAL	53-11	841/15.9	128-254	.504	13-43	.302	61-83	.735	71	119	190	3.6	95	1	32	37	31	25	330	6.2



23 CAMERON JOHNSON

G • 6-7 • 200 • R-FR-1L
Moon Township, Pa.
Our Lady of the Sacred Heart

	2015-16	Career
Double-Figure Points	2	3
20+ Point Games	1	1
2 or more 3PT field goals	4	5
5 or more rebounds	-	-
2 or more steals	2	2
20+ minutes	-	1

Career Highs

Points: 20, vs. Boston College, 1/16/16.
 FG made: 7, vs. Boston College, 1/16/16.
 FG attempts: 10, vs. Boston College, 1/16/16.
 3FG made: 4, vs. Boston College, 1/16/16.
 3FG attempts: 7, 2x; last vs. Virginia Tech, 1/31/16.
 FT made: 4 vs. Maryland Eastern Shore, 1/2/16.
 FT attempts: 6 vs. Maryland Eastern Shore, 1/2/16.
 Rebounds: 4, 3x; last vs. Maryland Eastern Shore, 1/2/16.
 Off. Rebs.: 1, 7x; last vs. Virginia Tech, 1/31/16.
 Def. Rebs.: 4, vs. Central Arkansas, 12/6/15.
 Assists: 3, vs. Maryland Eastern Shore, 1/2/16.
 Steals: 2, 2x; last vs. NC State, 1/19/16.
 Blocks: 2, vs. Samford, 11/16/14.
 Minutes: 22, vs. Chamaine, 11/24/14.

The Storyline

- Tall and slender with long arms, a nice outside shot and the ability to drive to the basket ... an evolving player ready to emerge as a long distance weapon for the Panthers
- Was poised to be a key player a year ago before being sidelined with a shoulder injury ... underwent surgery during the offseason and returned to the court during the summer
- Rocketed onto the recruiting scene after he grew five inches late in high school ... the added size and length at the guard position have enabled him to compete at a high level
- Second generation Panther, whose father, Gilbert Johnson, played at Pitt from 1988-90
- One of five players on the roster from the Pittsburgh area

Opponent	Date	gs	min	Total		3-Pointers		Free throws		Rebounds				pf	a	t/o	blk	stl	pts	avg
				fg-fga	pct	3fg-fga	pct	ft-fa	pct	off	def	tot	avg							
ST. JOSEPH'S (IN)	11/17/15	15		3-7	.429	2-5	.400	2-2	1.000	0	2	2	2.0	1	1	0	0	1	10	10.0
DETROIT	11/20/15	5		1-3	.333	1-2	.500	0-0	.000	0	0	0	1.0	1	0	0	0	0	3	6.5
CORNELL	11/25/15	13		3-6	.500	1-2	.500	2-2	1.000	0	4	4	2.0	1	1	0	0	0	9	7.3
KENT STATE	11/28/15	7		1-1	1.000	1-1	1.000	0-0	.000	0	0	0	1.5	1	1	0	1	0	3	6.3
PURDUE	12/1/15	8		0-4	.000	0-3	.000	0-0	.000	0	2	2	1.6	1	0	0	0	1	0	5.0
vs Duquesne	12/04/15	7		1-3	.333	1-2	.500	0-0	.000	1	0	1	1.5	2	0	2	0	0	3	4.7
CENTRAL ARKANSAS	12/6/15	19		3-9	.333	0-4	.000	0-0	.000	0	4	4	1.9	4	2	2	0	0	6	4.9
EASTERN WASHINGTON	12/11/15	14		2-4	.500	2-2	1.000	2-2	1.000	0	1	1	1.8	0	0	0	0	1	8	5.3
MOREHEAD STATE	12/13/15	4		0-0	.000	0-0	.000	1-2	.500	0	1	1	1.7	1	0	0	1	0	1	4.8
vs Davidson	12/20/15	13		2-4	.500	2-3	.667	2-2	1.000	1	2	3	1.8	2	0	1	0	0	8	5.1
WESTERN CAROLINA	12/23/15	6		0-1	.000	0-1	.000	0-0	.000	0	0	0	1.6	1	0	1	0	0	0	4.6
SYRACUSE	12/30/15	7		1-4	.250	1-3	.333	0-0	.000	2	0	2	1.7	2	1	0	0	0	3	4.5
MARYLAND EASTERN SH	1/2/16	15		1-3	.333	1-2	.500	4-6	.667	1	3	4	1.8	2	3	1	0	2	7	4.7
GEORGIA TECH	1/6/16	2		1-1	1.000	0-0	.000	0-0	.000	0	0	0	1.7	1	0	0	0	0	2	4.5
at Notre Dame	1/9/16	3		0-0	.000	0-0	.000	0-0	.000	1	0	1	1.7	0	0	1	0	0	0	4.2
at LOUISVILLE	1/14/16	5		1-2	.500	0-1	.000	0-0	.000	0	0	0	1.6	1	0	0	0	0	2	4.1
BOSTON COLLEGE	1/16/16	15		7-10	.700	4-7	.571	2-2	1.000	1	1	2	1.6	2	1	0	0	0	20	5.0
NC STATE	1/19/16	14		1-5	.200	1-3	.333	0-0	.000	1	0	1	1.6	0	0	0	1	2	3	4.9
at Florida State	01/23/16	6		1-1	1.000	1-1	1.000	0-0	.000	0	1	1	1.5	0	0	0	0	0	3	4.8
at Clemson	1/27/16	4		0-0	.000	0-0	.000	0-0	.000	0	0	0	1.5	1	1	0	1	0	0	4.6
VIRGINIA TECH	1/31/16	16		3-8	.375	3-7	.429	0-0	.000	1	1	2	1.5	0	0	0	0	1	9	4.8
VIRGINIA	2/6/16	10		1-4	.250	0-2	.000	0-0	.000	0	1	1	1.5	2	0	0	0	0	2	4.6
Totals		0	208	33-80	.413	21-51	.412	15-18	.833	9	23	32	1.5	26	11	8	4	8	102	4.6

Games played: 22
 Minutes/game: 9.5
 Points/game: 4.6
 FG Pct: 41.3
 3FG Pct: 41.2
 FT Pct: 83.3

Rebounds/game: 1.5
 Assists/game: 0.5
 Turnovers/game: 0.4
 Assist/turnover ratio: 1.4
 Steals/game: 0.4
 Blocks/game: 0.2

Season	gp-gs	min/avg	Total		3-Point		F-Throws		Rebounds				Scoring							
			fg-fga	pct	fg-fga	pct	ft-fa	pct	off	def	tot	avg	pf	fo	ast	to	blk	stl	pts	avg
2014-15	8-0	115/14.4	13-33	.394	8-23	.348	2-4	.500	2	7	9	1.1	12	0	4	4	3	1	36	4.5
2015-16	22-0	208/9.5	33-80	.413	21-51	.412	15-18	.833	9	23	32	1.5	26	0	11	8	4	8	102	4.6
TOTAL	30-0	323/10.8	46-113	.407	29-74	.392	17-22	.773	11	30	41	1.4	38	0	15	12	7	9	138	4.6



24 MIKE LECAK

G • 6-2 • 175 • R-SR-2L
Pittsburgh, Pa.
North Canyon [Ariz.]/Wheeling Jesuit

Career Highs

Points: 3, vs. Kansas State, 11/24/14.
FG made: 1, 2x; last vs. Central Arkansas, 12/6/15.
FG attempts: 2, 3x; last vs. Central Arkansas, 12/6/15.
3FG made: 1, vs. Kansas State, 11/24/14.
3FG attempts: 2, vs. Colorado, 3/20/14.
FT made: 2, vs. Niagara, 11/14/14.
FT attempts: 2, vs. Niagara, 11/14/14.
Rebounds: 3, at Louisville, 2/11/15.
Def. Rebs.: 3, at Louisville, 2/11/15.
Assists: 2, vs. Howard, 11/17/13.
Minutes: 12, at Louisville, 2/11/15.

The Storyline

- Experienced walk-on entering his third season with the program ... sat out the 2012-13 season due to NCAA transfer rules
- Played his freshman season at NCAA Division II Wheeling Jesuit University.
- Valuable practice player with tremendous work ethic and energy ... provides leadership and is a coach on the floor for the Panthers second unit
- Will be looked upon as a veteran voice for a Pittsburgh team featuring eight players in their first year with the program
- A fan favorite among the Oakland Zoo ... one of five Panthers from the Pittsburgh area

Opponent	Date	gs	min	Total		3-Pointers		Free throws		Rebounds				pf	a	t/o	blk	stl	pts	avg
				fg-fga	pct	3fg-fga	pct	ft-fta	pct	off	def	tot	avg							
ST. JOSEPH'S (IN)	11/17/15	1		0-0	.000	0-0	.000	0-0	.000	0	0	0	0.0	0	0	0	0	0	0	0.0
DETROIT	11/20/15	1		0-1	.000	0-1	.000	0-0	.000	0	0	0	0.0	1	0	0	0	0	0	0.0
CORNELL	11/25/15	3		0-1	.000	0-0	.000	0-0	.000	0	0	0	0.0	0	0	1	0	0	0	0.0
KENT STATE	11/28/15	dnp		-	-	-	-	-	-	-	-	-	-	-	-	-	-	-	-	-
PURDUE	12/1/15	dnp		-	-	-	-	-	-	-	-	-	-	-	-	-	-	-	-	-
vs Duquesne	12/04/15	2		0-1	.000	0-1	.000	0-0	.000	0	0	0	0.0	1	0	0	0	0	0	0.0
CENTRAL ARKANSAS	12/6/15	7		1-2	.500	0-1	.000	0-0	.000	0	0	0	0.0	1	1	0	0	0	2	0.4
EASTERN WASHINGTON	12/11/15	2		0-0	.000	0-0	.000	0-0	.000	0	0	0	0.0	1	0	2	0	0	0	0.3
MOREHEAD STATE	12/13/15	dnp		-	-	-	-	-	-	-	-	-	-	-	-	-	-	-	-	-
vs Davidson	12/20/15	1		0-1	.000	0-1	.000	0-0	.000	0	0	0	0.0	1	0	0	0	0	0	0.3
WESTERN CAROLINA	12/23/15	dnp		-	-	-	-	-	-	-	-	-	-	-	-	-	-	-	-	-
SYRACUSE	12/30/15	dnp		-	-	-	-	-	-	-	-	-	-	-	-	-	-	-	-	-
MARYLAND EASTERN SH	1/2/16	1		0-0	.000	0-0	.000	0-0	.000	0	0	0	0.0	0	0	0	0	0	0	0.3
GEORGIA TECH	1/6/16	dnp		-	-	-	-	-	-	-	-	-	-	-	-	-	-	-	-	-
at Notre Dame	1/9/16	dnp		-	-	-	-	-	-	-	-	-	-	-	-	-	-	-	-	-
at LOUISVILLE	1/14/16	dnp		-	-	-	-	-	-	-	-	-	-	-	-	-	-	-	-	-
BOSTON COLLEGE	1/16/16	1		0-0	.000	0-0	.000	0-0	.000	0	0	0	0.0	0	0	0	0	0	0	0.2
NC STATE	1/19/16	dnp		-	-	-	-	-	-	-	-	-	-	-	-	-	-	-	-	-
at Florida State	01/23/16	dnp		-	-	-	-	-	-	-	-	-	-	-	-	-	-	-	-	-
at Clemson	1/27/16	dnp		-	-	-	-	-	-	-	-	-	-	-	-	-	-	-	-	-
VIRGINIA TECH	1/31/16	1		0-0	.000	0-0	.000	0-0	.000	0	0	0	0.0	0	0	0	0	0	0	0.2
VIRGINIA	2/6/16	dnp		-	-	-	-	-	-	-	-	-	-	-	-	-	-	-	-	-
Totals		0	20	1-6	.167	0-4	.000	0-0	.000	0	0	0	0.0	5	1	3	0	0	2	0.2

Games played: 10
Minutes/game: 2.0
Points/game: 0.2
FG Pct: 16.7
3FG Pct: 0.0

Assists/game: 0.1
Turnovers/game: 0.3
Assist/turnover ratio: 0.3

Season	gp-gs	min/avg	Total		3-Point		F-Throws		Rebounds				Scoring								
			fg-fga	pct	fg-fga	pct	ft-fta	pct	off	def	tot	avg	pf	fo	ast	to	blk	stl	pts	avg	
2013-14	11-0	17/1.5	0-5	.000	0-5	.000	0-0	.000	0	1	1	0.1	3	0	3	1	0	0	0	0	0.0
2014-15	9-0	20/2.2	1-5	.200	1-3	.333	2-2	1.000	0	4	4	0.4	5	0	0	0	0	0	0	5	0.6
2015-16	10-0	20/2.0	1-6	.167	0-4	.000	0-0	.000	0	0	0	0.0	5	0	1	3	0	0	0	2	0.2
TOTAL	30-0	57/1.9	2-16	.125	1-12	.083	2-2	1.000	0	5	5	0.2	13	0	4	4	0	0	0	7	0.2



33 ALONZO NELSON-ODODA

F • 6-9 • 235 • GR-TR
Atlanta, Ga.
Norcross/Richmond

	2015-16	Career
Double-Doubles	-	4
Double-Figure Points	-	15
Double-Figure Rebounds	-	6
5 or more rebounds	2	48
2 or more blocks	5	62
30+ minutes	-	22

Career Highs

Points: 15, 2x; last vs. Davidson, 1/17/15.
 FG made: 6, at LaSalle, 2/5/15.
 FG attempts: 10, vs. St. Bonaventure, 2/5/14.
 3FG made: 2, 6x; last vs. Davidson, 1/17/15.
 3FG attempts: 4, 5x; last vs. Davidson, 1/17/15.
 FT made: 8, 2x; last vs. SFBK, 3/18/15.
 FT attempts: 10, vs. SFBK, 3/18/15.
 Rebounds: 12, vs. VCU, 3/14/14.
 Off. Rebs.: 5, at Kansas, 12/18/12.
 Def. Rebs.: 10, 3x; last vs. St. Bonaventure, 1/11/15.
 Assists: 4, vs. Davidson, 1/17/15.
 Steals: 4, vs. Ohio, 12/22/13.
 Blocks: 6, 2x; last vs. Dayton, 1/18/14.
 Minutes: 40, at Wake Forest, 12/7/13.

The Storyline

- Quietly one of the funniest players on the team ... adept at voice impersonations
- Editing together a lip-dub video with teammates during a six-hour layover at the San Francisco airport on the way back from the Armed Forces Classic ... the video, set to "Hello" by Adele, has generated over 225,000 impressions on Twitter
- An experienced interior presence who spent his first three seasons at Richmond ... earned a degree in political science from Richmond before transferring to Pitt for his final year of eligibility
- Concluded his career at Richmond ranked second in career blocks (185) and blocks in a season (78)
- Combines with fellow graduate transfer Rafael Maia along with juniors Jamel Artis, Sheldon Jeter and Michael Young to give the Panthers one of the most experienced post rotations in the ACC

Opponent	Date	gs	min	Total		3-Pointers		Free throws		Rebounds				pf	a	t/o	blk	stl	pts	avg	
				fg-fga	pct	3fg-fga	pct	ft-fta	pct	off	def	tot	avg								
ST. JOSEPH'S (IN)	11/17/15	*	11	3-4	.750	0-0	.000	0-0	.000	3	3	6	6.0	5	1	1	0	0	6	6.0	
DETROIT	11/20/15	*	8	0-0	.000	0-0	.000	0-0	.000	1	2	3	4.5	2	0	2	1	0	0	3.0	
CORNELL	11/25/15	*	17	3-4	.750	0-0	.000	0-0	.000	2	1	3	4.0	2	1	1	1	0	6	4.0	
KENT STATE	11/28/15	*	14	0-1	.000	0-0	.000	0-0	.000	0	0	0	3.0	1	0	0	0	0	0	3.0	
PURDUE	12/1/15	*	7	0-2	.000	0-0	.000	0-0	.000	2	0	2	2.8	1	0	0	1	0	0	2.4	
vs Duquesne	12/04/15		dnp	-	-	-	-	-	-	-	-	-	-	-	-	-	-	-	-	-	
CENTRAL ARKANSAS	12/6/15		14	0-2	.000	0-0	.000	0-0	.000	1	3	4	3.0	1	1	1	2	0	0	2.0	
EASTERN WASHINGTON	12/11/15		10	0-1	.000	0-0	.000	0-2	.000	0	0	0	2.6	0	0	0	2	0	0	1.7	
MOREHEAD STATE	12/13/15		12	1-1	1.000	0-0	.000	0-0	.000	1	0	1	2.4	2	0	1	1	0	2	1.8	
vs Davidson	12/20/15		18	2-4	.500	0-0	.000	2-2	1.000	2	4	6	2.8	0	0	0	1	0	6	2.2	
WESTERN CAROLINA	12/23/15		10	1-2	.500	0-0	.000	0-0	.000	0	2	2	2.7	3	0	1	3	0	2	2.2	
SYRACUSE	12/30/15		6	1-2	.500	0-0	.000	0-0	.000	0	0	0	2.5	0	0	0	0	0	2	2.2	
MARYLAND EASTERN SH	1/2/16		13	3-3	1.000	0-0	.000	1-4	.250	2	0	2	2.4	1	0	0	2	0	7	2.6	
GEORGIA TECH	1/6/16		5	0-1	.000	0-0	.000	0-0	.000	0	0	0	2.2	3	0	0	0	0	0	2.4	
at Notre Dame	1/9/16		6	0-0	.000	0-0	.000	0-0	.000	1	2	3	2.3	2	0	1	1	0	0	2.2	
at LOUISVILLE	1/14/16		2	0-0	.000	0-0	.000	0-0	.000	0	0	0	2.1	2	0	0	0	0	0	2.1	
BOSTON COLLEGE	1/16/16		10	2-2	1.000	0-0	.000	1-1	1.000	1	1	2	2.1	1	0	1	1	0	5	2.3	
NC STATE	1/19/16		6	0-1	.000	0-0	.000	0-0	.000	1	0	1	2.1	0	0	0	0	0	0	2.1	
at Florida State	01/23/16		14	1-3	.333	0-0	.000	1-2	.500	3	1	4	2.2	4	0	0	0	0	3	2.2	
at Clemson	1/27/16		8	0-1	.000	0-0	.000	0-0	.000	0	0	0	2.1	1	0	0	0	0	0	2.1	
VIRGINIA TECH	1/31/16		8	0-0	.000	0-0	.000	1-2	.500	0	1	1	2.0	1	0	0	2	1	1	2.0	
VIRGINIA	2/6/16		9	0-0	.000	0-0	.000	0-0	.000	1	0	1	2.0	0	0	0	1	0	0	1.9	
Totals			5	208	17-34	.500	0-0	.000	6-13	.462	21	20	41	2.0	32	3	9	19	1	40	1.9

Games played: 21
 Minutes/game: 9.9
 Points/game: 1.9
 FG Pct: 50.0
 FT Pct: 46.2

Rebounds/game: 2.0
 Assists/game: 0.1
 Turnovers/game: 0.4
 Assist/turnover ratio: 0.3
 Steals/game: 0.0
 Blocks/game: 0.9

Season	gp-gs	min/avg	Total		3-Point		F-Throws		Rebounds				Scoring							
			fg-fga	pct	fg-fga	pct	ft-fta	pct	off	def	tot	avg	pf	fo	ast	to	blk	stl	pts	avg
2015-16	21-5	208/9.9	17-34	.500	0-0	.000	6-13	.462	21	20	41	2.0	32	1	3	9	19	1	40	1.9
TOTAL	21-5	208/9.9	17-34	.500	0-0	.000	6-13	.462	21	20	41	2.0	32	1	3	9	19	1	40	1.9



50 RYAN SEELYE

F • 6-6 • 225 • FR-HS
Saint Marys, Pa.
Elk County Catholic

Career Highs

Points: 2, 2x; last vs. Virginia Tech, 1/31/16.
 FG made: 1, 2x; last vs. Virginia Tech, 1/31/16.
 FG attempts: 1, 5x; last vs. Virginia Tech, 1/31/16.
 3FG made:
 3FG attempts: 1, vs. Detroit, 11/20/15.
 FT made:
 FT attempts:
 Rebounds: 1, vs. Detroit, 11/20/15.
 Off. Rebs.: 1, vs. Detroit, 11/20/15.
 Def. Rebs.:
 Assists:
 Steals:
 Blocks:
 Minutes: 3, vs. Central Arkansas, 12/6/15.

The Storyline

- Joined the program as a walk-on in late September
- Shows good strength and shooting ability ... will only improve as he continues to work in practice and in the weight room
- Has fit in nicely with teammates as he has embraced the role of walk-on
- An excellent student looking to attend medical school upon graduation

Opponent	Date	gs	min	Total		3-Pointers		Free throws		Rebounds				pf	a	t/o	blk	stl	pts	avg
				fg-fga	pct	3fg-fga	pct	ft-fta	pct	off	def	tot	avg							
ST. JOSEPH'S (IN)	11/17/15	1		0-0	.000	0-0	.000	0-0	.000	0	0	0	0.0	0	0	0	0	0	0	0.0
DETROIT	11/20/15	1		0-1	.000	0-1	.000	0-0	.000	1	0	1	0.5	0	0	0	0	0	0	0.0
CORNELL	11/25/15	dnp		-	-	-	-	-	-	-	-	-	-	-	-	-	-	-	-	-
KENT STATE	11/28/15	dnp		-	-	-	-	-	-	-	-	-	-	-	-	-	-	-	-	-
PURDUE	12/1/15	dnp		-	-	-	-	-	-	-	-	-	-	-	-	-	-	-	-	-
vs Duquesne	12/04/15	2		0-1	.000	0-0	.000	0-0	.000	0	0	0	0.3	1	0	0	0	0	0	0.0
CENTRAL ARKANSAS	12/6/15	3		0-1	.000	0-0	.000	0-0	.000	0	0	0	0.3	0	0	0	0	0	0	0.0
EASTERN WASHINGTON	12/11/15	2		0-0	.000	0-0	.000	0-0	.000	0	0	0	0.2	0	0	0	0	0	0	0.0
MOREHEAD STATE	12/13/15	dnp		-	-	-	-	-	-	-	-	-	-	-	-	-	-	-	-	-
vs Davidson	12/20/15	1		0-0	.000	0-0	.000	0-0	.000	0	0	0	0.2	1	0	0	0	0	0	0.0
WESTERN CAROLINA	12/23/15	dnp		-	-	-	-	-	-	-	-	-	-	-	-	-	-	-	-	-
SYRACUSE	12/30/15	dnp		-	-	-	-	-	-	-	-	-	-	-	-	-	-	-	-	-
MARYLAND EASTERN SH	1/2/16	1		1-1	1.000	0-0	.000	0-0	.000	0	0	0	0.1	0	0	0	0	0	2	0.3
GEORGIA TECH	1/6/16	dnp		-	-	-	-	-	-	-	-	-	-	-	-	-	-	-	-	-
at Notre Dame	1/9/16	dnp		-	-	-	-	-	-	-	-	-	-	-	-	-	-	-	-	-
at LOUISVILLE	1/14/16	dnp		-	-	-	-	-	-	-	-	-	-	-	-	-	-	-	-	-
BOSTON COLLEGE	1/16/16	dnp		-	-	-	-	-	-	-	-	-	-	-	-	-	-	-	-	-
NC STATE	1/19/16	dnp		-	-	-	-	-	-	-	-	-	-	-	-	-	-	-	-	-
at Florida State	01/23/16	dnp		-	-	-	-	-	-	-	-	-	-	-	-	-	-	-	-	-
at Clemson	1/27/16	dnp		-	-	-	-	-	-	-	-	-	-	-	-	-	-	-	-	-
VIRGINIA TECH	1/31/16	1		1-1	1.000	0-0	.000	0-0	.000	0	0	0	0.1	0	0	0	0	0	2	0.5
VIRGINIA	2/6/16	dnp		-	-	-	-	-	-	-	-	-	-	-	-	-	-	-	-	-
Totals		0	12	2-5	.400	0-1	.000	0-0	.000	1	0	1	0.1	2	0	0	0	0	4	0.5

Games played: 8
 Minutes/game: 1.5
 Points/game: 0.5
 FG Pct: 40.0
 3FG Pct: 0.0

Rebounds/game: 0.1

Season	gp-gs	min/avg	Total		3-Point		F-Throws		Rebounds				Scoring							
			fg-fga	pct	fg-fga	pct	ft-fta	pct	off	def	tot	avg	pf	fo	ast	to	blk	stl	pts	avg
2015-16	8-0	12/1.5	2-5	.400	0-1	.000	0-0	.000	1	0	1	0.1	2	0	0	0	0	0	4	0.5
TOTAL	8-0	12/1.5	2-5	.400	0-1	.000	0-0	.000	1	0	1	0.1	2	0	0	0	0	0	4	0.5



HEAD COACH
JAMIE DIXON
 13th Season
 TCU '87

Toughness. Intelligence. Unselfishness. Consistency. Teamwork. Success. Improvement. These words describe the University of Pittsburgh basketball program led by head coach Jamie Dixon.

Using those ideals, Dixon has established and maintained a "Tradition of Excellence" and "Culture of Success" for Pitt Basketball both on and off the floor. On the court, Pitt has emerged as a national power. The Panthers rank among the nation's top-10 programs in winning percentage over the last 15 years and Pitt has claimed more conference titles (six) than any other school in the previous Big East and third-most among Atlantic Coast Conference programs.

Dixon has also built a program that its fans can be proud of off the court. Pitt is prominent in the community, donating countless hours of service for the greater good. In the classroom, Pitt has graduated a majority of its student-athletes and has achieved top-10 percent NCAA Academic Performance Rate team scores in three of the past five years.

In his 13th season as its head coach at Pitt (17th overall), Dixon has stockpiled numerous coaching milestones and awards:

- Earned four college basketball National Coach of the Year honors.
- Guided Pitt to 10 NCAA Tournament appearances in the past 12 seasons, one of eight college basketball programs nationally to achieve that honor.
- Set the NCAA Division I record for most wins after eight seasons as a head coach in 2011 with 216 victories.
- Guided Pitt to three Big East Championships including two outright regular season titles (2003-04 and 2010-11) and one tournament championship (2008).
- Led Pitt to its first two NCAA Tournament No. 1 seeds (2009 and 2011).
- Guided Pitt to its first NCAA Regional Final (64-team tournament) and Elite Eight appearance, a school-best 31-5 record, the school's first No. 1 national ranking and the program's first No. 1 seed upon entering the NCAA Tournament in 2008-09.
- Led the USA Basketball U-19 Team to the 2009 FIBA World Championship Gold Medal and 9-0 record after inheriting an overhauled roster and assuming head coaching duties a month before competition began.
- Concluded the 2012-13 season and final in the league as the winningest coach in Big East history with a .658 winning percentage in league games (127-66), surpassing several legendary coaches including John Thompson, Jim Calhoun, Jim Boeheim, Rick Pitino and Lou Carnesessa.
- Led Pitt to three NCAA Sweet Sixteen appearances (2004, 2007, 2009).
- Became the first rookie head coach in Big East history to both guide his team to the league's regular season title and earn Big East Coach of the Year honors in 2003-04.
- One of nine coaches in NCAA Division I history to win over 100 games during the first four seasons of a coaching career.
- Guided Pitt to three top-10 percent rankings in the NCAA's Academic Performance Ratings. (2013-14, 2011-12, 2010-11).

DIXON RECORD BREAKDOWN

	Overall	2015-16
Overall	324-116	17-5
At Home	204-34	13-3
On the Road	72-54	2-2
Neutral Site	48-28	2-0
ACC Games (regular season)	25-21	6-4
Home	13-10	4-2
Road	12-11	2-2
NCAA Tournament	12-10	-
NIT Tournament	0-1	-
CBI Tournament	5-1	-
ACC Tournament	2-2	-
Big East Games (regular season)	115-58	-
Home	67-19	-
Road	48-39	-
Big East Tournament	12-9	-
Regular Season Non-Conference Games	153-15	11-1
Home	117-4	9-1
Road	12-4	0-0
Neutral	24-7	2-0
Shoots 60% or better	18-0	0-0
Shoots 50% or better	139-5	11-0
Holds Opp. to Less than 50%	321-93	15-5
Holds Opp. to Less than 40%	184-22	6-0
Holds Opp. to Less than 30%	17-0	2-0
Outrebounds opponent	262-46	14-0
Overtime game	16-8	0-0
Double-overtime game	4-2	0-0
Triple-overtime games	1-0	0-0
Vs. ranked opponent	44-55	0-3
Vs. unranked opponent	280-61	17-2
In November	70-6	4-0
In December	80-11	7-1
In January	74-35	6-3
In February	55-34	0-1
In March	45-31	0-0
Scores 59 points or less	27-48	0-3
Scores 60+ points	297-68	17-2
Scores 70+ points	235-22	17-0
Scores 80+ points	115-3	13-0
Scores 90+ points	26-0	7-0
Scores 100+ points	3-0	1-0

PITT COACHING RECORDS

Wins			Winning Percentage		
Rk	Coach (Years)	Wins	Rk	Coach	W L Pct
1.	Doc Carlson (1922-51)	367	1.	Jamie Dixon	324 116 .736
2.	Jamie Dixon (2003-present)	324	2.	Ben Howland	89 40 .690
3.	Robert Timmons (1953-68)	174	3.	Dr. George Flint	111 68 .620
4.	Paul Evans (1986-94)	147	4.	Paul Evans	147 98 .600
5.	Dr. George Flint (1911-21)	111	5.	Doc Carlson	367 248 .596

Year	Overall		Conference		CTourn.		NCAA		RS Non-Conf.		Home		Road		Neutral		vs. Top-25		vs. Top-10	
	W-L	Pct.	W-L	Pct.	W-L	Pct.	W-L	Pct.	W-L	Pct.	W-L	Pct.	W-L	Pct.	W-L	Pct.	W-L	Pct.	W-L	Pct.
2003-04	31-5	.861	13-3	.813	2-1	.667	2-1	.667	14-0	1.000	19-1	.950	7-2	.778	5-2	.714	4-3	.571	2-3	.667
2004-05	20-9	.689	10-6	.625	0-1	.000	0-1	.000	10-1	.909	13-4	.764	6-3	.667	1-2	.333	4-3	.571	3-0	1.000
2005-06	25-8	.758	10-6	.625	3-1	.750	1-1	.500	11-0	1.000	16-1	.941	5-5	.500	4-2	.667	6-3	.667	3-1	.750
2006-07	29-8	.783	12-4	.750	2-1	.667	2-1	.667	13-2	.867	16-2	.889	8-3	.727	5-3	.625	2-7	.222	0-3	.000
2007-08	27-10	.730	10-8	.556	4-0	1.000	1-1	.500	12-1	.923	16-2	.889	5-7	.417	6-1	.857	5-4	.556	3-0	1.000
2008-09	31-5	.861	15-3	.833	0-1	.000	3-1	.750	13-0	1.000	19-0	1.000	7-3	.700	5-2	.714	6-3	.667	3-0	1.000
2009-10	25-9	.735	13-5	.722	0-1	.000	1-1	.500	11-2	.846	17-1	.944	6-4	.600	2-4	.333	4-4	.500	3-2	.600
2010-11	28-6	.824	15-3	.833	0-1	.000	1-1	.500	12-1	.923	17-1	.944	7-2	.778	4-3	.571	6-4	.600	3-0	1.000
2011-12	22-17	.564	5-13	.278	1-1	.500	-	-	11-2	.846	15-7	.682	4-9	.308	3-1	.750	1-5	.167	1-1	.500
2012-13	24-9	.727	12-6	.667	0-1	.000	0-1	.000	12-1	.923	16-3	.842	6-3	.667	2-3	.400	3-6	.333	1-2	.333
2013-14	26-10	.722	11-7	.611	2-1	.667	1-1	.500	12-1	.923	13-5	.722	7-2	.778	6-3	.667	1-5	.167	0-4	.000
2014-15	19-15	.559	8-10	.444	0-1	.000	-	-	11-3	.786	14-4	.778	2-9	.182	3-2	.600	2-5	.400	1-4	.200
2015-16	17-5	.773	6-4	.600	-	-	-	-	11-1	.917	13-3	.813	2-2	.500	2-0	1.000	0-3	.000	0-1	.000
Career	324-116	.736	140-78	.642	14-11	.560	12-10	.545	153-15	.911	204-34	.857	72-54	.571	48-28	.632	44-55	.444	23-21	.523

2015-16 Pitt Basketball Charts

Overall Record: 17-5 (Home: 13-3; Road: 2-2; Neutral: 2-0)

ACC Record: 6-4 (Home: 4-2; Road: 2-2)

Date	Opponent	Result	Pitt High Scorer	Opponent High Scorer	Pitt High Rebounder	Opponent High Rebounder	Pitt High Assists	Att.
N. 13	^ [-/9] vs. Gonzaga	PPD						
N. 17	SAINT JOSEPH'S COLLEGE	W, 84-43	YOUNG (16)	DANIELS (10)	YOUNG (12)	TIDWELL (9)	YOUNG (6)	6,219
N. 20	DETROIT	W, 95-79	YOUNG (21)	WILSON (20)	LUTHER (11)	BRUNDIDGE (7)	JONES & WILSON (4)	7,819
N. 25	CORNELL	W, 93-49	ARTIS (21)	FALLAS (9)	YOUNG (8)	ABDUR-RA'OOOF & ONUORAH (5)	YOUNG (6)	7,720
N. 28	KENT STATE	W, 85-76	YOUNG (23)	SMITH (6)	POLLARD (23)	SPICER (8)	ROBINSON (10)	7,815
D. 1	= [-/11] PURDUE	L, 72-59	ROBINSON (17)	HAMMONS (24)	YOUNG (12)	HAMMONS (12)	ARTIS & ROBINSON (4)	9,439
D. 4	& vs. Duquesne	W, 96-75	Young (20)	James (21)	Young & Smith (11)	Gill (6)	Robinson (8)	13,906
D. 6	CENTRAL ARKANSAS	W, 100-47	WILSON (20)	HOWARD (9)	YOUNG (8)	ZUILHOF (9)	ROBINSON & JONES (5)	7,049
D. 11	< EASTERN WASHINGTON	W, 84-51	YOUNG (21)	MCBROOM (14)	MAIA (11)	JOIS (5)	ROBINSON & YOUNG (4)	7,614
D. 13	< MOREHEAD STATE	W, 72-62	ARTIS (22)	ARRINGTON (13)	MAIA (9)	MARRERO (8)	ROBINSON (4)	7,065
D. 20	+ Davidson	W, 94-69	Young (22)	Gibbs (21)	Jeter (8)	Sullivan (8)	Robinson (6)	7,345
D. 23	< WESTERN CAROLINA	W, 79-73	ARTIS (29)	HARRELSON (21)	ARTIS (8)	BROWNING & GOSSELIN (6)	ROBINSON (9)	8,025
D. 30	SYRACUSE *	W, 72-61	ARTIS (18)	COONEY & ROBERSON (15)	ARTIS & JETER (9)	ROBERSON (7)	ARTIS (8)	10,429
J. 2	MARYLAND-EASTERN SHORE	W, 92-58	ARTIS & YOUNG (14)	COPELAND (23)	JETER (6)	ELLIOTT (10)	WILSON (7)	8,649
J. 6	[24/-] GEORGIA TECH *	W, 89-84	ARTIS & ROBINSON (18)	SMITH (30)	MAIA (12)	MITCHELL (17)	ROBINSON (8)	10,249
J. 9	[24/-] at Notre Dame *	W, 86-82	Young (25)	Jackson (26)	Three with (5)	Colson & Beachem (6)	Robinson (6)	8,298
J. 14	[20/21] at Louisville *	L, 59-41	Young (18)	Onuaku & Lee (18)	Young & Smith (8)	Onuaku (10)	Robinson (2)	21,632 #
J. 16	[20/-] BOSTON COLLEGE *	W, 84-61	ARTIS (22)	CARTER (31)	MAIA (8)	CLIFFORD (6)	YOUNG (9)	10,260
J. 19	NC STATE *	L, 78-61	ARTIS (16)	BARBER (31)	THREE WITH (7)	FREEMAN (14)	ROBINSON (5)	9,849
J. 23	at Florida State *	W, 74-72	Artis & Smith (16)	Beasley (16)	Young (6)	Bojanovsky (8)	Robinson (5)	9,160
J. 27	at Clemson *	L, 73-60	Young (25)	Blossomgame (22)	Young (7)	Djitte (9)	Robinson (5)	8,752
J. 31	VIRGINIA TECH *	W, 90-71	JETER (23)	ALLEN (28)	JETER & YOUNG (7)	LEDAY (9)	ROBINSON (11)	10,049
F. 6	[-/9] VIRGINIA *	L, 64-50	ARTIS (17)	BROGDON (21)	YOUNG (10)	WILKINS (7)	ROBINSON (6)	12,508 #
F. 9	[-/12] at Miami *							
F. 14	[-/9] at North Carolina *							
F. 16	WAKE FOREST *							
F. 20	at Syracuse *							
F. 24	LOUISVILLE *							
F. 28	DUKE *							
M. 2	at Virginia Tech *							
M. 5	at Georgia Tech *							
M. 8-12	> ACC Tournament							

^ - Armed Forces Classic - Okinawa, Japan - game was cancelled at halftime with Pitt leading 37-35 due to unsafe playing conditions

= - DICK'S Sporting Goods Big Ten / ACC Challenge

& - Consol Energy Center

< - Gotham Classic (Pittsburgh, Pa. - Petersen Events Center)

+ - Gotham Classic (New York, N.Y. - Madison Square Garden)

> - Verizon Center

* Denotes ACC contest

All Game times are Eastern Time Zone

[] Pitt / Opponent AP Poll Ranking

HOME GAMES IN BOLD

► 2015-16 ATTENDANCE FIGURES

Site	Games	Total	Average
Home	16	140,758	8,797
Away	4	47,842	11,961
Neutral	2	21,251	10,626
Totals	22	209,851	9,539

► PITT BY THE NUMBERS

Seasons of Men's Basketball	109th
Total Games	2,681
All-time record	1,578-1,103
All-time ACC record (regular season only)	25-21 (3rd season)
NCAA Tournament Appearances	25 (last in 2014)
NIT Appearances	9 (last in 2015)
20+ Win Seasons	21 (last in 2014)
30+ Win Seasons	2 (last in 2004)
Overtime Games	101 (55-46)
Pitt 100-Point Games	41 (41-0)
Consecutive games holding opponents under .500 shooting	3
Consecutive games holding opponents under 100 points	732
Consecutive games scoring at least 70 points	0

Team Highs/Lows

		PITT	OPPONENT
Points 1st Half	High Low	57 vs. Duquesne (12/4/15) 17 at Louisville (1/14/16)	44 by NC State (1/19/16) 19 by Cornell (11/25/15)
Points 2nd Half	High Low	53 vs. Maryland Eastern Shore (1/2/16) 23 vs. Virginia (2/6/16)	48 by Georgia Tech (1/6/16) 20 by Saint Joseph's College (11/17/15)
Total Points	High Low	100 vs. Central Arkansas (12/6/15) 41 at Louisville (1/14/16)	84 by Georgia Tech (1/6/16) 43 by Saint Joseph's College (11/17/15)
FG Made	High Low	37 vs. Central Arkansas (12/6/15) 14 at Louisville (1/14/16)	33 by Georgia Tech (1/6/16) 11 by Saint Joseph's College (11/17/15)
FG Attempted	High Low	70 vs. Saint Joseph's College (11/17/15) 46, 2x; last vs. Virginia (2/6/16)	69 by Davidson (12/20/15) 46 by Syracuse (12/30/15)
FG Percentage	High Low	.579 [33-of-57] vs. Boston College (1/16/16) .286 [14-of-49] at Louisville (1/14/16)	.542 [32-of-59] by Notre Dame (1/9/16) .208 [11-of-53] by Saint Joseph's College (11/17/15)
3-Pt. FG Made	High Low	10, 6x; last at Florida State (1/23/16) 1, 2x; last at Louisville (1/14/16)	11, 2x; last by Virginia Tech (1/31/16) 1, 2x; last by Louisville (1/14/16)
3-Pt. FG Att.	High Low	25 vs. Virginia Tech (1/31/16) 11 at Louisville (1/14/16)	30 by Davidson (12/20/15) 11 by Louisville (1/14/16)
3-Pt. FG Pct.	High Low	.625 [10-of-16] vs. Kent State (11/28/15) .077 [1-of-13] vs. Morehead State (12/13/15)	.563 [9-of-16] by Virginia (2/6/16) .083 [1-of-12] by Central Arkansas (12/6/15)
FT Made	High Low	29, 2x; last vs. Western Carolina (12/23/15) 8, vs. Boston College (1/16/16)	18 by Clemson (1/27/16) 6 by Eastern Washington (12/11/15)
FT Attempted	High Low	36, 2x; last vs. Maryland Eastern Shore (1/2/16) 11, vs. Boston College (1/16/16)	27 by Saint Joseph's College (11/17/15) 10 by Eastern Washington (12/11/15)
FT Percentage	High Low	.929 [13-of-14], 2x; last vs. Davidson (12/20/15) .600 [12-of-20] at Louisville (1/14/16)	.857 [12-of-14] by Kent State (11/28/15) .348 [8-of-23] by Central Arkansas (12/6/15)
Off. Rebounds	High Low	19 vs. Syracuse (12/30/15) 5 vs. Kent State (11/28/15)	15 by Davidson (12/20/15) 4 by Boston College (1/16/16)
Def. Rebounds	High Low	38, 3x; last vs. Davidson (12/20/15) 16 at Florida State (1/23/16)	33 by NC State (1/19/16) 13 by Boston College (1/16/16)
Total Rebounds	High Low	56 vs. Saint Joseph's College (11/17/15) 26 vs. Kent State (11/28/15)	46 by NC State (1/19/16) 17 by Boston College (1/16/16)
Assists	High Low	30 vs. Virginia Tech (1/31/16) 4 at Louisville (1/14/16)	19 by Purdue (12/1/15) 6 by Central Arkansas (12/6/15)
Blocked Shots	High Low	11 vs. Saint Joseph's College (11/17/15) 1 at Louisville (1/14/16)	6, 3x; last by Louisville (1/14/16) 0 by Purdue (12/1/15)
Steals	High Low	10 vs. NC State (1/19/16) 2, 2x; last vs. Virginia (2/6/16)	10, 2x; last by Louisville (1/14/16) 2 by Georgia Tech (1/6/16)
Turnovers	High Low	19 at Louisville (1/14/16) 4 vs. Georgia Tech (1/6/16)	20 by Virginia Tech (1/31/16) 3 by Notre Dame (1/9/16)
Personal Fouls	High Low	24, 2x; last vs. Clemson (1/27/16) 12 vs. Eastern Washington (12/11/15)	25, 2x; last by Western Carolina (12/23/15) 13, 2x; last by Boston College (1/16/16)

Individual Game Highs

	PITT	OPPONENT
Points	29 by Jamel Artis vs. Western Carolina (12/23/15)	31, 2x; last by Anthony Barber, NC State (1/19/16)
FG Made	10, 2x; last by Jamel Artis vs. Western Carolina (12/23/15)	12 by Eli Carter, Boston College (1/16/16)
FG Attempted	19 by Jamel Artis at NC State (1/23/16)	22 by Eli Carter, Boston College (1/16/16)
3-Pt. FG Made	5 by Jamel Artis at Notre Dame (1/9/19)	8 by Adam Smith, Georgia Tech (1/6/16)
3-Pt. FG Attempted	9 by Jamel Artis at Notre Dame (1/9/16)	13 by Adam Smith, Georgia Tech (1/6/16)
FT Made	12 by Michael Young vs. Morehead State (12/13/15)	14 by Anthony Barber, NC State (1/19/16)
FT Attempted	14 by Michael Young at Notre Dame (1/9/16)	14 by Anthony Barber, NC State (1/19/16)
Rebounds	12, 2x; last by Michael Young vs. Purdue (12/1/15)	17 by Charles Mitchell, Georgia Tech (1/6/16)
Offensive Rebounds	5, 3x; last by Rafael Maia vs. Syracuse (12/30/15)	9 by Charles Mitchell, Georgia Tech (1/6/16)
Defensive Rebounds	10, 2x; last by Rafael Maia vs. Georgia Tech (1/6/16)	9, 2x; last by Lennard Freeman, NC State (1/19/16)
Assists	11 by James Robinson vs. Virginia Tech (1/31/16)	8 by Anthony Barber, NC State (1/19/16)
Turnovers	5, 3x; last by Jamel Artis vs. NC State (1/19/16)	8 by Anthony Barber, NC State (1/19/16)
Blocked Shots	3, 4x; last by Alonzo Nelson-Ododa vs. Western Carolina (12/23/15)	3, 4x; last by Chinanu Onuaku (1/14/16)
Steals	4 by James Robinson vs. Davidson (12/20/15)	4, 3x; last by Eli Carter, Boston College (1/16/16)
Minutes	37, 4x; last by Michael Young & Jamel Artis at Florida State (1/23/16)	40, 3x; last by Demetrius Jackson, Notre Dame (1/9/16)

Pitt Player Season / Career Highs

2015-16		CAREER	2015-16		CAREER
0 - James Robinson					
Pts	18, 3x; last vs. Georgia Tech (1/6/16)	23, vs. Duquesne (12/5/14)	Pts	16, 2x; last at Florida State (1/23/16)	28, vs. Norfolk State (2/21/15)
Rebs	7, 2x; last vs. Western Carolina (12/23/15)	9, at Florida State (3/7/15)	Rebs	11 vs. Duquesne (12/4/15)	12, at UMBC (12/12/12)
Asts	11 vs. Virginia Tech (1/31/16)	11, 2x; last vs. Virginia Tech (1/31/16)	Asts	5 vs. Virginia Tech (1/31/16)	8, vs. Howard (3/3/14)
Blks	2, 2x last vs. Purdue (12/30/15)	2, 5x; last vs. Purdue (12/1/15)	Blks	1, 5x; last vs. Western Carolina (12/23/15)	3, vs. Hampton (3/12/14)
Stls	4 vs. Davidson (12/20/15)	4, 6x; last vs. Davidson (12/20/15)	Stls	2, 2x; last vs. Maryland Eastern Shore (1/2/16)	4, 4x; last at Delaware State (2/16/15)
Mins	36, 4x; last at Florida State (1/23/16)	42, vs. Virginia Tech (2/8/14)	Mins	29, 2x; last at Florida State (1/23/16)	42, vs. Hampton (2/1/14)
1 - Jamel Artis					
Pts	29 vs. Western Carolina (12/23/15)	32, vs. Bryant (2/2/15)	Pts	23 vs. Virginia Tech (1/31/16)	same
Rebs	8 vs. Western Carolina (12/23/15)	10, 2x; last at Syracuse (2/21/15)	Rebs	10 vs. Saint Joseph's College (11/17/15)	same
Asts	8 vs. Syracuse (12/30/15)	same	Asts	3 vs. Davidson (12/20/15)	same
Blks	1, 8x; last at Clemson (1/27/16)	4, vs. St. Bonaventure (12/23/14)	Blks	3 vs. Davidson (12/20/15)	same
Stls	2 vs. Syracuse (12/30/15)	3, 2x; last vs. Syracuse (2/7/15)	Stls	2, 4x; last vs. NC State (1/19/16)	3, 2x; last at Missouri (1/26/13)
Mins	37, 2x; last at Florida State (1/23/16)	40, at Louisville (2/11/15)	Mins	23, 3x; last vs. Virginia (2/6/16)	35, vs. North Carolina (2/14/15)
2 - Michael Young					
Pts	25 at Notre Dame (1/9/16)	27, vs. Chaminade (11/24/14)	Pts	20 vs. Boston College (1/31/16)	same
Rebs	12, 2x; last vs. Purdue (12/1/15)	17, vs. St. Bonaventure (12/13/14)	Rebs	4, 3x; last vs. Maryland Eastern Shore (1/2/16)	same
Asts	9 vs. Boston College (1/16/16)	same	Asts	3 vs. Maryland Eastern Shore (1/2/16)	same
Blks	2 vs. Detroit (11/20/15)	3, 2x; last vs. Detroit (11/20/15)	Blks	1, 4x; last at Clemson (1/27/16)	2, vs. Samford (11/16/14)
Stls	2 vs. NC State (1/19/16)	2, 4x; last vs. NC State (1/19/16)	Stls	2, 2x; last vs. NC State (1/19/16)	same
Mins	37, 2x; last at Florida State (1/23/16)	41, 2x; last at Virginia Tech (1/27/15)	Mins	19 vs. Central Arkansas (12/6/15)	22, vs. Chaminade (11/24/14)
3 - Damon Wilson					
Pts	20 vs. Central Arkansas (12/6/15)	same	Pts	2 vs. Central Arkansas (12/6/15)	3, vs. Kansas State (11/24/14)
Rebs	6 vs. Saint Joseph's College (11/17/15)	same	Rebs	-	3, at Louisville (2/11/15)
Asts	7 vs. Maryland Eastern Shore (1/2/16)	same	Asts	1 vs. Central Arkansas (12/6/15)	2, vs. Howard (11/17/13)
Blks	1 vs. Central Arkansas (12/6/15)	same	Blks	-	-
Stls	2 vs. Boston College (1/16/16)	same	Stls	-	-
Mins	21 vs. Boston College (1/16/16)	same	Mins	7 vs. Central Arkansas (12/6/15)	12, at Louisville (2/11/15)
4 - Ryan Luther					
Pts	15 vs. Detroit (11/20/15)	same	Pts	7 vs. Maryland Eastern Shore (1/2/16)	15, 2x; last vs. Davidson (1/17/15)
Rebs	11 vs. Detroit (11/20/15)	same	Rebs	6, 2x; last vs. Davidson (12/20/15)	12, vs. VCU (3/14/14)
Asts	2 at Florida State (1/23/16)	2, 3x; last at Florida State (1/23/16)	Asts	1, 3x; last vs. Central Arkansas (12/6/15)	4, vs. Davidson (1/17/15)
Blks	3 vs. Saint Joseph's College (11/17/15)	same	Blks	2, 4x; last vs. Virginia Tech (1/31/16)	6, 2x; last vs. Dayton (1/18/14)
Stls	2 vs. Virginia Tech (1/31/16)	same	Stls	1 vs. Virginia Tech (1/31/16)	4, vs. Ohio (12/22/13)
Mins	23 vs. Detroit (11/20/15)	24, vs. Kansas State (11/26/14)	Mins	18 vs. Davidson (12/20/15)	40, at Wake Forest (12/7/13)
5 - Rafael Maia					
Pts	9 vs. Duquesne (12/4/15)	22, at Cornell (3/1/13)	Pts	2, 2x; last vs. Virginia Tech (1/31/16)	same
Rebs	12 vs. Georgia Tech (1/6/16)	16, 3x; last at Dartmouth (3/6/15)	Rebs	1 vs. Detroit (11/20/15)	same
Asts	2, 2x; last vs. Boston College (1/16/16)	6, vs. Cornell (2/21/15)	Asts	-	-
Blks	1, 5x; last vs. Virginia (2/6/16)	3, vs. Lyndon State College (1/12/15)	Blks	-	-
Stls	3 vs. Morehead State (12/13/15)	4, vs. Penn (2/15/14)	Stls	-	-
Mins	32 vs. Georgia Tech (1/6/16)	39, at Yale (1/24/15)	Mins	3 vs. Central Arkansas (12/6/15)	same
12 - Chris Jones					
Pts	15 vs. Cornell (11/25/15)	19, 2x; last at Syracuse (2/21/15)	Pts	8 vs. Detroit (11/20/15)	same
Rebs	4, 3x; last vs. Davidson (12/20/15)	7, vs. George Washington (3/17/15)	Rebs	1 vs. Detroit (11/20/15)	same
Asts	5 vs. Central Arkansas (12/6/15)	6, vs. North Carolina (2/14/15)	Asts	2 vs. Saint Joseph's College (11/17/15)	same
Blks	2 vs. Saint Joseph's College (11/17/15)	3, vs. St. Bonaventure (12/13/14)	Blks	-	-
Stls	2, 3x; last vs. NC State (1/19/16)	2, 6x; last vs. NC State (1/19/16)	Stls	-	-
Mins	22 vs. Davidson (12/20/15)	38, at Virginia Tech (1/27/15)	Mins	14 vs. Saint Joseph's College (11/17/15)	same
15 - Sterling Smith					
Pts	16, 2x; last at Florida State (1/23/16)	28, vs. Norfolk State (2/21/15)	Pts	16, 2x; last at Florida State (1/23/16)	28, vs. Norfolk State (2/21/15)
Rebs	11 vs. Duquesne (12/4/15)	12, at UMBC (12/12/12)	Rebs	11 vs. Duquesne (12/4/15)	12, at UMBC (12/12/12)
Asts	5 vs. Virginia Tech (1/31/16)	8, vs. Howard (3/3/14)	Asts	5 vs. Virginia Tech (1/31/16)	8, vs. Howard (3/3/14)
Blks	1, 5x; last vs. Western Carolina (12/23/15)	3, vs. Hampton (3/12/14)	Blks	1, 5x; last vs. Western Carolina (12/23/15)	3, vs. Hampton (3/12/14)
Stls	2, 2x; last vs. Maryland Eastern Shore (1/2/16)	4, 4x; last at Delaware State (2/16/15)	Stls	2, 2x; last vs. Maryland Eastern Shore (1/2/16)	4, 4x; last at Delaware State (2/16/15)
Mins	29, 2x; last at Florida State (1/23/16)	42, vs. Hampton (2/1/14)	Mins	29, 2x; last at Florida State (1/23/16)	42, vs. Hampton (2/1/14)
21 - Sheldon Jeter					
Pts	23 vs. Virginia Tech (1/31/16)	same	Pts	23 vs. Virginia Tech (1/31/16)	same
Rebs	10 vs. Saint Joseph's College (11/17/15)	same	Rebs	10 vs. Saint Joseph's College (11/17/15)	same
Asts	3 vs. Davidson (12/20/15)	same	Asts	3 vs. Davidson (12/20/15)	same
Blks	3 vs. Davidson (12/20/15)	same	Blks	3 vs. Davidson (12/20/15)	same
Stls	2, 4x; last vs. NC State (1/19/16)	3, 2x; last at Missouri (1/26/13)	Stls	2, 4x; last vs. NC State (1/19/16)	3, 2x; last at Missouri (1/26/13)
Mins	23, 3x; last vs. Virginia (2/6/16)	35, vs. North Carolina (2/14/15)	Mins	23, 3x; last vs. Virginia (2/6/16)	35, vs. North Carolina (2/14/15)
23 - Cameron Johnson					
Pts	20 vs. Boston College (1/31/16)	same	Pts	20 vs. Boston College (1/31/16)	same
Rebs	4, 3x; last vs. Maryland Eastern Shore (1/2/16)	same	Rebs	4, 3x; last vs. Maryland Eastern Shore (1/2/16)	same
Asts	3 vs. Maryland Eastern Shore (1/2/16)	same	Asts	3 vs. Maryland Eastern Shore (1/2/16)	same
Blks	1, 4x; last at Clemson (1/27/16)	2, vs. Samford (11/16/14)	Blks	1, 4x; last at Clemson (1/27/16)	2, vs. Samford (11/16/14)
Stls	2, 2x; last vs. NC State (1/19/16)	same	Stls	2, 2x; last vs. NC State (1/19/16)	same
Mins	19 vs. Central Arkansas (12/6/15)	22, vs. Chaminade (11/24/14)	Mins	19 vs. Central Arkansas (12/6/15)	22, vs. Chaminade (11/24/14)
24 - Mike Lecak					
Pts	2 vs. Central Arkansas (12/6/15)	3, vs. Kansas State (11/24/14)	Pts	2 vs. Central Arkansas (12/6/15)	3, vs. Kansas State (11/24/14)
Rebs	-	3, at Louisville (2/11/15)	Rebs	-	3, at Louisville (2/11/15)
Asts	1 vs. Central Arkansas (12/6/15)	2, vs. Howard (11/17/13)	Asts	1 vs. Central Arkansas (12/6/15)	2, vs. Howard (11/17/13)
Blks	-	-	Blks	-	-
Stls	-	-	Stls	-	-
Mins	7 vs. Central Arkansas (12/6/15)	12, at Louisville (2/11/15)	Mins	7 vs. Central Arkansas (12/6/15)	12, at Louisville (2/11/15)
33 - Alonzo Nelson-Ododa					
Pts	7 vs. Maryland Eastern Shore (1/2/16)	15, 2x; last vs. Davidson (1/17/15)	Pts	7 vs. Maryland Eastern Shore (1/2/16)	15, 2x; last vs. Davidson (1/17/15)
Rebs	6, 2x; last vs. Davidson (12/20/15)	12, vs. VCU (3/14/14)	Rebs	6, 2x; last vs. Davidson (12/20/15)	12, vs. VCU (3/14/14)
Asts	1, 3x; last vs. Central Arkansas (12/6/15)	4, vs. Davidson (1/17/15)	Asts	1, 3x; last vs. Central Arkansas (12/6/15)	4, vs. Davidson (1/17/15)
Blks	2, 4x; last vs. Virginia Tech (1/31/16)	6, 2x; last vs. Dayton (1/18/14)	Blks	2, 4x; last vs. Virginia Tech (1/31/16)	6, 2x; last vs. Dayton (1/18/14)
Stls	1 vs. Virginia Tech (1/31/16)	4, vs. Ohio (12/22/13)	Stls	1 vs. Virginia Tech (1/31/16)	4, vs. Ohio (12/22/13)
Mins	18 vs. Davidson (12/20/15)	40, at Wake Forest (12/7/13)	Mins	18 vs. Davidson (12/20/15)	40, at Wake Forest (12/7/13)
50 - Ryan Seelye					
Pts	2, 2x; last vs. Virginia Tech (1/31/16)	same	Pts	2, 2x; last vs. Virginia Tech (1/31/16)	same
Rebs	1 vs. Detroit (11/20/15)	same	Rebs	1 vs. Detroit (11/20/15)	same
Asts	-	-	Asts	-	-
Blks	-	-	Blks	-	-
Stls	-	-	Stls	-	-
Mins	3 vs. Central Arkansas (12/6/15)	same	Mins	3 vs. Central Arkansas (12/6/15)	same
55 - Jonathan Milligan					
Pts	8 vs. Detroit (11/20/15)	same	Pts	8 vs. Detroit (11/20/15)	same
Rebs	1 vs. Detroit (11/20/15)	same	Rebs	1 vs. Detroit (11/20/15)	same
Asts	2 vs. Saint Joseph's College (11/17/15)	same	Asts	2 vs. Saint Joseph's College (11/17/15)	same
Blks	-	-	Blks	-	-
Stls	-	-	Stls	-	-
Mins	14 vs. Saint Joseph's College (11/17/15)	same	Mins	14 vs. Saint Joseph's College (11/17/15)	same

The Last Time It Happened ...

► TEAM

Pitt Was Ranked (AP Poll)

No. 1	Feb. 23, 2009
Top 5 (2-5)	No. 4 on March 14, 2011
Top 10 (6-10)	No. 6 on Dec. 27, 2010
Top 25 (11-25)	No. 20 on Jan. 11, 2016

Pitt Played a Ranked Opponent (AP Poll)

No. 1	vs. Syracuse on Feb. 12, 2014
Top 5	vs. No. 2 Virginia on Feb. 16, 2015
Top 10	vs. No. 9 Virginia on Feb. 6, 2016
Top 25	vs. No. 12 Miami on Feb. 9, 2016

Pitt Defeated a Ranked Opponent (AP Poll)

No. 1	vs. Connecticut (70-60) on March 7, 2009
Top 5	vs. No. 3 Syracuse (74-66) on Jan. 17, 2011
Top 10	vs. No. 8 Notre Dame (76-72) on Jan. 31, 2015
Top 25	vs. No. 12 North Carolina (89-76) on Feb. 14, 2015

Pitt Lost To a Ranked Opponent (AP Poll)

No. 1	vs. Syracuse (58-56) on Feb. 12, 2014
Top 5	vs. No. 2 Virginia (61-49) on Feb. 16, 2015
Top 10	vs. No. 9 Virginia (64-50) on Feb. 6, 2016
Top 25	at No. 21 Louisville (59-41) on Jan. 14, 2016

Pitt Faced No. 1 (AP Poll)

Home	vs. Syracuse (L, 58-56) on Feb. 12, 2014
Road	at Syracuse (L, 71-63) on Jan. 16, 2012
Neutral	vs. Florida (L, 61-45) on March 22, 2014

100 Points by a Team

By Pitt	100, vs. Central Arkansas (12/6/15)
By Opponent	106, North Carolina (12/20/93)

40+ Point Win

By Pitt	53 [100-43], vs. Central Arkansas (12/6/15)
By Opponent	41 [120-79], at LSU (1/31/69)

30-39 Point Win

By Pitt	34 [92-58], vs. Maryland Eastern Shore (1/2/16)
By Opponent	33 [85-52], vs. Miami [Fla.] (2/23/99)

20-29 Point Win

By Pitt	23 [84-61], vs. Boston College (1/16/16)
By Opponent	23 [62-39], vs. Rutgers (1/11/12)

Overtime Game

Pitt Win	61-60, at Boston College (1/6/15)
Pitt Loss	70-67, at Virginia Tech (1/27/15)

Double Overtime Game

Pitt Win	62-57, vs. Virginia Tech (2/8/14)
Pitt Loss	95-89, vs. Oklahoma State (12/21/06)

Triple Overtime Game

Pitt Win	98-95, vs. West Virginia (2/12/10)
Pitt Loss	74-73, at George Washington (1/10/76)

Won The Game In The Final Seconds

By Pitt	Ashton Gibbs three-point field goal at the buzzer gave Pitt a 73-71 win over Providence March 4, 2010
By Opponent	Tyler Ennis halfcourt runner as time expired gave Syracuse a 58-56 win Feb. 12, 2014.

Five or More Players in Double-Digit Scoring

By Pitt	5, vs. Georgia Tech (1/6/16)
By Opponent	5, Chaminade (11/24/14)

Made 40-49 Field Goals

By Pitt	41, vs. Maryland-Eastern Shore (12/18/10)
By Opponent	41, UCLA (2/2/91)

Made Fewer Than 20 Field Goals

By Pitt	18 vs. Virginia (2/6/16)
By Opponent	19 by Eastern Washington (12/11/15)

Had 70-79 Field Goal Attempts

By Pitt	70, vs. Saint Joseph's College (11/17/15)
By Opponent	74, West Virginia (2/12/10)

Had 80-89 Field Goal Attempts

By Pitt	80, vs. North Florida (11/13/10)
By Opponent	89, Villanova (3/4/98)

Had 90-99 Field Goal Attempts

By Pitt	92, vs. Houston Baptist (11/9/07)
By Opponent	95, West Virginia (1/18/67)

Had Fewer Than 35 Field Goal Attempts

By Pitt	35, vs. Cincinnati (12/17/13)
By Opponent	34, Notre Dame (3/11/10)

Shot Over 60 Percent From The Field

By Pitt	.649 [37-of-57], vs. North Carolina (2/14/15)
By Opponent	.652 [30-of-46], Louisville (1/25/15)

Shot Over 70 Percent From The Field

By Pitt	.717 [33-of-46], at DePaul (3/9/13)
By Opponent	.700 [42-of-60], Syracuse (2/4/89)

Shot Less Than 30 Percent From The Field

By Pitt	.286 [14-of-49], at Louisville (1/14/16)
By Opponent	.295 [18-of-61], Cornell (11/25/15)

Made 10+ Three-Point Field Goals

By Pitt	10, at Florida State (1/23/16)
By Opponent	11, Virginia Tech (1/31/16)

Made 15+ Three-Point Field Goals

By Pitt	16, vs. Notre Dame (1/29/97)
By Opponent	17, Lafayette (1/2/08)

Made 0 Three-Point Field Goals

By Pitt	vs. Notre Dame (2/8/13)
By Opponent	Louisville (2/11/15)

Had 30+ Three-Point Field Goal Attempts

By Pitt	33, vs. VMI (12/6/11)
By Opponent	30, Davidson (12/20/15)

Shot Over 60 Percent From The 3-Point Line

By Pitt	.625 [10-of-16], vs. Kent State (11/28/15)
By Opponent	.632 [12-of-19], Syracuse (3/14/13)

Shot Over 70 Percent From The 3-Point Line

By Pitt	.727 [8-of-11], vs. Connecticut (3/10/11)
By Opponent	.700 [7-of-10], Georgetown (1/20/10)

Shot Over 80 Percent From The 3-Point Line

By Pitt	.833 [5-of-6], vs. Providence (2/11/90)
By Opponent	-

Shot Less Than 20 Percent From 3-Point Line

By Pitt	.091 [1-of-11] at Louisville (1/14/16)
By Opponent	.091 [1-of-11], Louisville (1/14/16)

Made 30-39 Free Throws

By Pitt	32, at Maryland (1/25/14)
By Opponent	33, Wichita State (3/21/13)

Made 40+ Free Throws

By Pitt	42, vs. Oklahoma (1/15/89)
By Opponent	42, St. John's (3/9/95)

Made 5 Or Fewer Free Throws

By Pitt	3, vs. Florida (3/22/14)
By Opponent	5, Cal Poly (12/21/13)

Had 40-49 Free Throw Attempts

By Pitt	41, vs. North Carolina (3/14/14)
By Opponent	41, Wichita State (3/21/13)

Had 50+ Free Throw Attempts

By Pitt	50, vs. Seton Hall (2/8/97)
By Opponent	-

Shot Over 90 Percent From The Foul Line

By Pitt	.929 [13-of-14], vs. Davidson (12/20/15)
By Opponent	.933 [14-of-15], NC State (1/4/14)

Shot 100 Percent From The Foul Line

By Pitt	12-of-12, vs. Cal-Poly (12/21/13)
By Opponent	12-of-12, Oklahoma State (3/22/09)

Had 50-59 Rebounds

By Pitt	56, vs. Saint Joseph's College (11/17/15)
By Opponent	51, Rutgers (1/11/12)

Had 60+ Rebounds

By Pitt	60, vs. VMI (12/6/11)
By Opponent	74, West Virginia (2/12/64)

Five Players Fouled Out

By Pitt	vs. Villanova (2/7/86)
By Opponent	Seton Hall (2/9/85)

Had 20-29 Assists

By Pitt	23, vs. Boston College (1/16/16)
By Opponent	25, North Carolina (2/14/15)

Had 30+ Assists

By Pitt	30, vs. Virginia Tech (1/31/16)
By Opponent	31, UCLA (2/2/91)

Had 10+ Blocked Shots

By Pitt	11, vs. Saint Joseph's College (11/17/15)
By Opponent	10, San Diego State (11/25/14)

Had 15+ Steals

By Pitt	16, vs. Duquesne (12/3/08)
By Opponent	16, Boston College (3/10/01)

Had 20+ Turnovers

By Pitt	20, vs. Syracuse (2/2/13)
By Opponent	20, Virginia Tech (1/31/16)

Had 30+ Turnovers

By Pitt	30, at Navy (11/26/99)
By Opponent	31, Carnegie Mellon (12/16/96)

Committed 10 Or Fewer Turnovers

By Pitt	9, vs. Virginia Tech (1/31/16)
By Opponent	7, Virginia (2/6/16)

The Last Time It Happened ...

► INDIVIDUAL

30-39 Points by a Player

By Pitt 32, Jamel Artis vs. Bryant (2/2/15)
By Opp. 31, Anthony Barber, NC State (1/19/16)

40+ Points by a Player

By Pitt 40, Jason Maile vs. Villanova (2/12/97)
By Opp. 41, T.J. Warren, NC State (3/3/14)

Two Players Scored 20 or More Points

By Pitt Jamel Artis (22) and Michael Young (20)
vs. Morehead State (12/13/15)
By Opp. Adam Smith (30) and Charles Mitchell (20)
Georgia Tech (1/6/16)

Three Players Scored 20-29 Points

By Pitt Chris Taft (24), Chevon Troutman (23)
and Carl Krauser (22) at Providence (3/2/04)
By Opp. Billy Owens (23), Derrick Coleman (21) and
Stephen Thompson (20), Syracuse (1/23/90)

10+ Field Goals Made by a Player

By Pitt 10, Jamel Artis vs. Western Carolina (12/23/15)
By Opp. 12, Eli Carter, Boston College (1/16/16)

15+ Field Goals Made by a Player

By Pitt 16, Isaac Hawkins at Syracuse (2/26/98)
By Opp. 16, T.J. Warren, NC State (3/3/14)

20-29 Field Goal Attempts by a Player

By Pitt 21, Lamar Patterson vs. Florida State (2/23/14)
By Opp. 22, Eli Carter, Boston College (1/16/16)

Player Shot 1.000 With 5+ Field Goal Attempts

By Pitt 6-of-6, Michael Young vs. Manhattan (12/17/14)
By Opp. 7-of-7, Malik Beasley, Florida State (1/23/16)

Player Shot .800 With 10+ Field Goal Attempts

By Pitt 8-of-10 [.800], Jamel Artis vs. Kent State (11/28/15)
By Opp. 13-fo-14 [.933] Stephen Thompson, Syracuse (2/4/89)

Player Shot .900 With 10+ Field Goal Attempts

By Pitt 9-of-10 [.900], Talib Zanna at Clemson (1/21/14)
By Opp. 13-fo-14 [.933] Stephen Thompson, Syracuse (2/4/89)

5+ 3pt Field Goals Made by a Player

By Pitt 5, Jamel Artis at Notre Dame (1/27/16)
By Opp. 5, Seth Allen, Virginia Tech (1/31/16)

10+ 3pt Field Goal Attempts by a Player

By Pitt 12, Ashton Gibbs vs. S.C. State (12/17/11)
By Opp. 11, Eli Carter, Boston College (1/16/16)

Player Shot .800 With 5+ 3pt Field Goal Attempts

By Pitt .800 [4-of-5], Sterling Smith vs. Davidson (12/20/15)
By Opp. 1.000 [5-of-5], Seth Allen, Virginia Tech (1/31/16)

10+ Free Throws Made by a Player

By Pitt 11, Michael Young at Notre Dame (1/9/16)
By Opp. 14, Anthony Barber, NC State (1/19/16)

15+ Free Throws Made by a Player

By Pitt 15, Chevon Troutman at Syracuse (2/14/05)
By Opp. 16, Michael Sweetney, Georgetown (1/19/02)

10+ Free Throws Attempted by a Player

By Pitt 12, Michael Young at Florida State (1/23/16)
By Opp. 12, Seth Allen, Virginia Tech (1/31/16)

15+ Free Throws Attempted by a Player

By Pitt 15, Michael Young vs. Boston College (2/24/15)
By Opp. 20, Ovie Soko, Duquesne (11/30/13)

Player Shot 1.000 With 10+ Free Throw Attempts

By Pitt 12-of-12, Tray Woodall vs. Villanova (2/5/12)
By Opp. 14-of-14, Anthony Barber, NC State (1/19/16)

10+ Rebounds by a Player

By Pitt 10, Michael Young vs. Virginia (2/6/16)
By Opp. 14, Lennard Freeman, NC State (1/19/16)
10, Abdul-Malik Abu, NC State (1/19/16)

15+ Rebounds by a Player

By Pitt 17, Michael Young vs. St. Bonaventure (12/13/14)
By Opp. 17, Charles Mitchell, Georgia Tech (1/6/16)

20+ Rebounds by a Player

By Pitt 21, Derek Randall vs. Chaminade (11/24/14)
By Opp. 21, Mike Davis, Maryland (2/15/77)

Two Players with 10 or More Rebounds

By Pitt Michael Young (11) and Sterling Smith (11)
vs. Duquesne (12/4/15)
By Opp. Lennard Freeman (14) and Abdul-Malik Abu (10)
NC State (1/19/16)

5+ Offensive Rebounds by a Player

By Pitt 5, Rafael Maia vs. Syracuse (12/30/15)
By Opp. 5, Lennard Freeman, NC State (1/19/16)

10+ Defensive Rebounds by a Player

By Pitt 10, Rafael Maia vs. Georgia Tech (1/6/16)
By Opp. 10, Montrezl Harrell, Louisville (2/11/15)

10+ Assists by a Player

By Pitt 11, James Robinson vs. Virginia Tech (1/31/16)
By Opp. 10, Shane McLaughlin, Bryant (2/2/15)

5+ Blocked Shots by a Player

By Pitt 5, Steven Adams vs. South Florida (2/27/13)
By Opp. 5, Montrezl Harrell, Louisville (2/11/15)

5+ Steals by a Player

By Pitt 5, Lamar Patterson vs. Duquesne (11/30/14)
By Opp. 5, Tekele Cotton, Wichita State (3/21/13)

Double-Double by a Player*

By Pitt 12/10, Michael Young vs. Virginia (2/6/16)
By Opp. 16/10, Abdul-Malik Abu, NC State (1/19/16)

20 - 20 Games (Points - Rebounds)

By Pitt 20/20, DeJuan Blair at Connecticut (2/16/09)
By Opp. 42/20, Bruce King, Iowa (12/30/76)

Triple-Double by a Player^

By Pitt 23/12/11, Ricardo Greer vs. Villanova (3/4/98)
By Opp. 14/10/11, Mike Griffin, Syracuse (2/27/010)

*Double-doubles are points and rebounds unless otherwise indicated

^Triple-doubles are points, rebounds, and assists

Pitt Miscellaneous Statistics

Games as Leading Scorer

Michael Young	10
Jamel Artis	10
James Robinson	2
Sheldon Jeter	1
Damon Wilson	1
Sterling Smith	1

Games as Leading Rebounder

Michael Young	12
Sheldon Jeter	5
Sterling Smith	4
Rafael Maia	4
Jamel Artis	4
Ryan Luther	1

Games Leading in Assists

James Robinson	16
Michael Young	4
Chris Jones	2
Jamel Artis	2
Damon Wilson	1

Double-Figure Scoring Games

Michael Young	21
Jamel Artis	18
Sheldon Jeter	9
James Robinson	8
Chris Jones	5
Sterling Smith	5
Damon Wilson	2
Cameron Johnson	2
Ryan Luther	1

20+ Point Games

Michael Young	8
Jamel Artis	4
Sheldon Jeter	1
Damon Wilson	1
Cameron Johnson	1

10+ Rebound Games

Michael Young	4
Rafael Maia	2
Ryan Luther	1
Sheldon Jeter	1
Sterling Smith	1

10+ Assist Games

James Robinson	2
----------------	---

Double-Doubles

Michael Young	4
Sheldon Jeter	1
Ryan Luther	1
James Robinson	1
Sterling Smith	1

Dunks

Opponent	32
Pitt	50
Sheldon Jeter	16
Michael Young	15
Ryan Luther	7
Rafael Maia	3
Jamel Artis	3
Alonzo Nelson-Ododa	2
Chris Jones	2
Cameron Johnson	2

Charges Drawn

Opponent	18
Pitt	18
James Robinson	6
Sheldon Jeter	3
Ryan Luther	3
Chris Jones	2
Sterling Smith	2
Cameron Johnson	1
Rafael Maia	1

Technical Fouls

Opponent	1
Pitt	3
Jamie Dixon	2
Bench	1

Three-Point Plays

Opponent	23
Pitt	42
Michael Young	14
Jamel Artis	11
Sheldon Jeter	7
Ryan Luther	2
James Robinson	2
Chris Jones	2
Damon Wilson	2
Sterling Smith	1
Alonzo Nelson-Ododa	1

Jump Balls Controlled

Opponent	10
Pitt	12
Michael Young	9
Alonzo Nelson-Ododa	3

Pitt's First Substitution

Chris Jones	13
Alonzo Nelson-Ododa	12
Sheldon Jeter	8
Cameron Johnson	3
Damon Wilson	1
Ryan Luther	1

Largest Halftime Lead

27 [57-30] vs. Duquesne (12/4/15)
27 [50-23] vs. Central Arkansas (12/6/15)

Largest Halftime Deficit

25 [44-19] vs. NC State (1/19/16)

Largest Halftime Deficit Overcome to Win

10 [43-33] at Florida State (1/23/16)

Largest Pitt Lead

57 [96-39] vs. Central Arkansas (12/6/15)

Largest Pitt Deficit

28 [44-16] vs. NC State (1/19/16)

Largest Pitt Win

53 [100-47] vs. Central Arkansas (12/6/15)
--

Largest Pitt Defeat

18 [59-41] at Louisville (1/14/16)

Most Consecutive Points Scored

19 vs. St. Joseph's College (11/17/15)
--

Longest Winning Streak

10, Dec. 4 - Jan. 9

Longest Losing Streak

1, 5x; Dec. 1, Jan. 14, Jan. 19, Jan. 27, Feb. 6
--

Largest Home Crowd

12,508 vs. Virginia (2/6/16)

Largest Road Crowd

21, 632 at Louisville (1/14/16)

Largest Neutral Crowd

13,906 vs. Duquesne (12/5/15)

► PITT'S 2015-16 RECORD WHEN ...

Plays at home	13-3
Plays on the road	2-2
Plays at neutral site	2-0
Record vs. the ACC (regular season)	6-4
Record against non-conference	11-1
Wins the game before	12-5
Loses the game before	4-0
Leads at half	15-0
Trails at half	1-5
Tied at half	1-0
Plays an overtime game	0-0
Shoots 50% or better	11-0
Shoots less than 50%	6-5
Opp. shoots 50% or less	15-5
Shoots better than opp.	14-0
Shoots worse than opp.	3-5
Has more FTs made than opp.	13-3
Has equal FTs made	1-0
Has less FTs made than opp.	3-3
Outrebounds opp.	14-0
Is outrebounded	3-3
Has equal rebounds	0-2
Has more TOs than opp.	8-3
Has equal or less TOs than opp.	9-2
Scores more/equal bench pts.	13-2
Scores less bench pts.	4-3
Plays a ranked opp.	0-3
Makes 5+ 3-Pt. shots	14-2
No Pitt player fouls out	16-4
1+ Pitt player fouls out	1-1
Has 20+ assists	9-0
Wears white uniforms	11-2
Wears white camo uniforms	1-0
Wears gold uniforms	1-0
Wears blue uniforms	3-2
Wears black uniforms	1-1
Plays in tournaments	4-0
Plays on television	9-5
Plays in November	4-0
Plays in December	7-1
Plays in January	6-3
Plays in February	0-1
Plays in March	0-0
Plays during the day	8-1
Plays at night	9-4
Plays on Sunday	4-0
Plays on Monday	0-0
Plays on Tuesday	1-2
Plays on Wednesday	4-1
Plays on Thursday	0-1
Plays on Friday	3-0
Plays on Saturday	5-1
Margin is 5 pts. or less	3-0
Margin is 10 pts. or less	3-0
Margin is between 11-20	3-5
Margin is more than 20	8-0
Has a 20-pt. scorer	12-1
Has a 30-pt. scorer	0-0
Scores 59 points or less	0-3
Scores 60+ points	17-2
Scores 70+ points	17-0
Scores 80+ points	13-0
Scores 90+ points	7-0
Scores 100+ points	1-0

► BY STARTING LINEUP

Robinson, Smith, Artis, Young, Jeter	1-1
Robinson, Smith, Artis, Young, Maia	12-3
Robinson, Smith, Artis, Young, Nelson-Ododa	4-1

Pitt Basketball in the Polls

The Pitt basketball program has held a prominent spot in the national basketball scene for the past 15 seasons. The final national rankings are just one area to measure the Panthers success in that span. Under head coach **Jamie Dixon**, Pitt has finished in the Associated Press top 25 a total of eight seasons, including three times concluded the year ranked in the top 10 in the nation.

- Pitt has been ranked in the top 25 of the AP Poll at some point in 14 of the past 15 seasons.
- **Jamie Dixon** has led the Panthers to two top-five finishes ... Pitt concluded the 2008-09 and 2010-11 season ranked No. 4 in the AP Poll.
- Pitt claimed its first No. 1 ranking in the AP Poll during the 2008-09 season.
- The Panthers have been ranked in the AP top 25 a total of 260 weeks, including 156 weeks under **Jamie Dixon**.
- Pitt has been ranked in the top 10 of the AP Poll 117 times, including 74 times under **Jamie Dixon**.
- The Panthers spent entire 2008-09 season ranked in the top 10 of the AP Poll including 17 weeks in the top 5 and three weeks ranked No. 1 overall.

AP POLL RECORDS

▶ ALL-TIME RECORD - RANKED

Rk	W-L	Pct.
1	3-2	.600
2	11-6	.647
3	24-4	.857
4	36-7	.837
5	25-2	.926
6	17-4	.810
7	17-6	.739
8	8-5	.615
9	13-9	.591
10	15-3	.833
11	14-5	.737
12	11-4	.733
13	18-6	.750
14	11-2	.846
15	14-4	.778
16	11-7	.611
17	26-8	.765
18	12-9	.571
19	4-2	.667
20	14-6	.700
21	3-2	.600
22	17-11	.607
23	6-1	.857
24	8-3	.727
25	4-3	.571
Total	342-121	.739

▶ ALL-TIME RECORD - VS. RANKED

Rk	W-L	Pct.
1	2-16	.111
2	3-9	.250
3	5-15	.250
4	5-9	.357
5	8-8	.500
6	3-11	.214
7	2-3	.400
8	4-9	.308
9	8-9	.471
10	3-12	.200
11	4-18	.182
12	8-12	.450
13	7-6	.538
14	2-14	.143
15	7-9	.438
16	2-8	.200
17	4-10	.286
18	2-14	.143
19	6-10	.375
20	9-7	.563
21	0-8	.000
22	1-2	.333
23	4-3	.571
24	2-5	.286
25	6-5	.545
Total	107-232	.316

▶ PITT IN THE AP POLL

Total Polls Ranked	260
Top 10 Rankings	117
Longest Consecutive Polls Ranked	60
Current Streak	0

Years Ranked

Total Years	23
Consecutive Years	13
Current Streak	1

Final Poll

Total Polls	12
Top 10	5
High Rank	4

No. 1 Ranking

Total Rankings	3
Most No. 1 Weeks in Succession	2

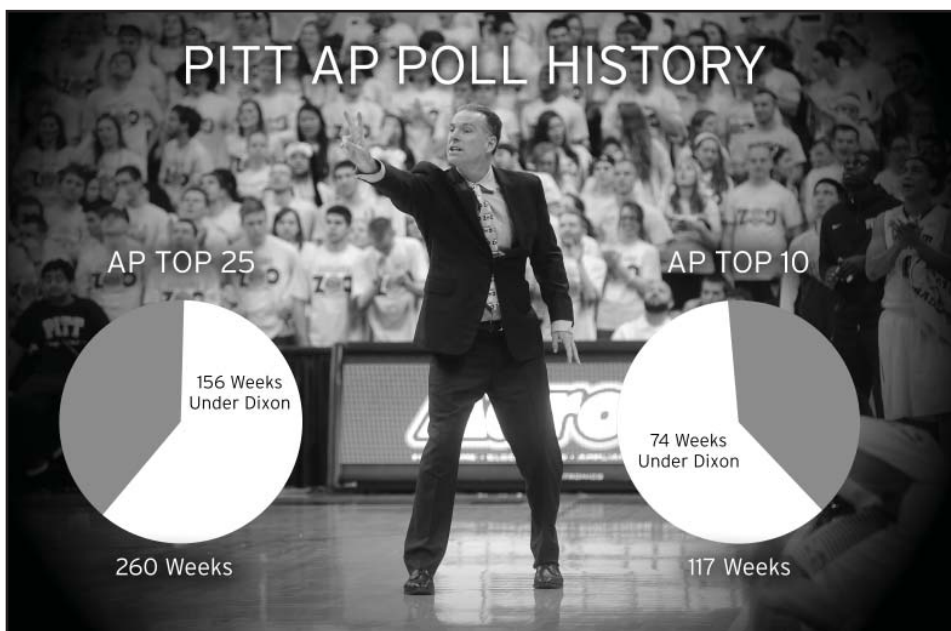
Weeks Ranked By Ranking

First Ranked: Dec. 16, 1958 (No. 18)
Last Ranked: Jan. 11, 2016 (No. 20)

Rank	Weeks
No. 1	3
No. 2	11
No. 3	16
No. 4	21
No. 5	15
No. 6	12
No. 7	12
No. 8	7
No. 9	13
No. 10	10
No. 11	10
No. 12	9
No. 13	10
No. 14	8
No. 15	10
No. 16	13
No. 17	18
No. 18	11
No. 19	3
No. 20	12
No. 21	3
No. 22	14
No. 23	6
No. 24	8
No. 25	4

▶ PITT IN THE 2015-16 RANKINGS

Date	AP	Coaches
Preseason	nr	nr
Nov. 16	nr	nr
Nov. 23	nr	nr
Nov. 30	rv	rv
Dec. 7	rv	rv
Dec. 14	rv	rv
Dec. 21	rv	rv
Dec. 28	rv	25
Jan. 4	24	21
Jan. 11	20	17
Jan. 18	rv	20
Jan. 25	rv	23
Feb. 1	rv	rv



2015-16 Box Scores



Official Basketball Box Score -- Game Totals -- Final Statistics
St. Joseph's (IN) vs Pitt
 11/17/15 7:00 PM at Petersen Events Center (Pittsburgh, Pa.)



St. Joseph's (IN) 43 • (0-3)

#	Player	Total			3-Ptr			Rebounds			PF	TP	A	TO	Bk	Stl	Min
		FG	FGA	FT	FTA	Off	Def	Tot									
24	Nathan Tidwell	r	3-7	2-4	1-2	0	9	9	4	9	0	5	1	0	0	33	
42	Nick Jeffers	r	1-6	0-0	5-10	2	2	4	3	7	1	2	1	0	0	27	
02	Davone Daniels	g	1-9	0-1	8-8	1	2	3	1	10	1	3	0	0	0	22	
22	CJ Hardaway	g	1-7	0-0	0-1	1	3	4	2	2	1	1	0	0	1	15	
23	Dawson Gore	g	3-6	2-5	0-0	0	1	1	1	8	0	0	0	1	1	24	
10	Chris Nunn	g	1-3	0-1	1-2	0	3	3	2	3	3	0	0	1	1	16	
13	Brandon Smith	g	0-4	0-1	0-0	0	0	0	1	0	0	0	0	0	0	7	
14	Jordan Seele	g	1-4	0-0	0-0	0	1	1	3	2	0	1	0	0	0	10	
21	David Hill	g	0-1	0-0	1-2	1	1	2	0	1	0	0	0	1	1	9	
34	Davious Webster	g	0-5	0-3	1-2	0	1	1	3	1	2	1	0	0	0	26	
40	Danilo Zekovic	g	1-1	0-0	0-0	0	0	0	2	0	0	0	0	0	0	11	
	Team					5	2	7			2						
	Totals		11-53	4-15	17-27	10	25	35	22	43	8	15	2	4	5	200	

FG % 1st Half: 7-27 25.9% 2nd half: 4-26 15.4% Game: 11-53 20.8% Deadball Rebounds 4
 3FG % 1st Half: 2-6 33.3% 2nd half: 2-9 22.2% Game: 4-15 26.7%
 FT % 1st Half: 7-10 70.0% 2nd half: 10-17 58.8% Game: 17-27 63.0%

Pitt 84 • (1-0)

#	Player	Total			3-Ptr			Rebounds			PF	TP	A	TO	Bk	Stl	Min
		FG	FGA	FT	FTA	Off	Def	Tot									
01	Jamel Artis	r	3-9	0-3	0-2	2	2	4	2	6	4	3	1	0	0	24	
02	Michael Young	r	6-11	0-0	4-7	5	7	12	2	16	6	3	1	0	0	22	
33	Alonzo Nelson-Ododa	c	3-4	0-0	0-3	3	3	6	5	6	1	1	0	0	0	11	
00	James Robinson	g	4-11	1-5	0-0	0	3	3	1	9	1	0	2	0	0	21	
15	Sterling Smith	g	1-3	1-3	0-0	0	2	2	1	3	1	1	1	0	0	20	
03	Damon Wilson	g	2-2	1-1	2-3	0	6	6	0	7	2	0	0	0	0	11	
04	Ryan Luther	g	3-4	0-1	1-1	1	3	4	3	7	0	1	3	0	0	16	
05	Rafael Maia	g	1-2	0-0	0-1	1	0	1	3	2	0	0	0	0	0	9	
12	Chris Jones	g	2-8	0-2	1-1	1	3	4	2	5	2	1	2	0	0	13	
21	Sheldon Jeter	g	4-7	0-1	2-2	4	6	10	0	10	1	2	1	2	2	22	
23	Cameron Johnson	g	3-7	2-5	2-2	0	2	2	1	10	1	0	0	1	1	15	
24	Mike Lecak	g	0-0	0-0	0-0	0	0	0	0	0	0	0	0	0	0	1	
50	Ryan Seelye	g	0-0	0-0	0-0	0	0	0	0	0	0	0	0	0	0	1	
55	Jonathan Milligan	g	1-2	1-2	0-0	0	0	0	2	3	2	0	0	0	0	14	
	Team					1	1	2									
	Totals		33-70	6-23	12-19	18	38	56	22	84	21	12	11	3	200		

FG % 1st Half: 16-36 44.4% 2nd half: 17-34 50.0% Game: 33-70 47.1% Deadball Rebounds 1
 3FG % 1st Half: 4-14 28.6% 2nd half: 2-9 22.2% Game: 6-23 26.1%
 FT % 1st Half: 1-4 25.0% 2nd half: 11-15 73.3% Game: 12-19 63.2%

Officials: Raymond Styons (R), Bill Covington, Ron Tyburski
 Technical fouls: St. Joseph's (IN)-None, Pitt-None.
 Attendance: 6219

Score by periods	1st	2nd	Total
St. Joseph's (IN)	23	20	43
Pitt	37	47	84

Points	In	Off	2nd	Fast	Bench
	Paint	T/O	Chance	Break	
SJC	8	5	2	0	7
UP	40	21	26	19	44

Last FG - SJC 2nd-10:53, UP 2nd-00:58.
 Largest lead - SJC by 1 1st-18:25, UP by 41 2nd-00:55.
 SJC led for 00:31, UP led for 38:57. Game was tied for 00:32.

Score tied - 1 time.
 Lead changed - 2 times.



Official Basketball Box Score -- Game Totals -- Final Statistics
Cornell vs Pitt
 11/25/15 7:00 PM at Petersen Events Center (Pittsburgh, PA)



Cornell 49 • (3-3)

#	Player	Total			3-Ptr			Rebounds			PF	TP	A	TO	Bk	Stl	Min
		FG	FGA	FT	FTA	Off	Def	Tot									
12	Jordan Abdur-Ra'ouf	r	1-6	0-4	0-0	3	2	5	0	2	0	1	1	0	0	18	
00	David Onuorah	c	1-5	0-0	1-4	2	3	5	4	3	0	2	0	0	0	27	
01	Darryl Smith	g	2-5	0-1	1-2	2	1	3	0	5	0	0	0	1	1	16	
05	Robert Hatter	g	2-12	0-3	4-4	0	1	1	1	8	2	4	0	0	0	23	
10	Matt Morgan	g	0-7	0-1	0-0	0	2	2	1	0	0	1	0	0	0	13	
04	Troy Whiteside	g	2-3	1-1	0-2	1	2	3	4	5	2	1	0	0	0	18	
13	Stone Gettings	g	1-2	0-1	0-0	1	1	2	0	1	2	0	0	0	0	16	
20	Will Bathurst	g	3-6	0-1	0-0	1	0	1	1	6	2	1	1	0	0	13	
21	Kyle Brown	g	0-1	0-1	1-2	0	0	0	0	1	0	1	0	1	1	3	
22	Robert Mischler	g	1-1	1-1	0-0	0	1	1	1	3	0	0	0	0	0	11	
23	Joel Davis	g	2-5	1-2	0-0	1	1	2	4	5	0	1	0	1	1	15	
25	Jojo Fallas	g	3-8	3-4	0-0	0	2	2	0	9	3	0	0	0	0	24	
30	Joseph Bayless	g	0-0	0-0	0-0	0	0	0	1	0	0	0	0	0	0	1	
34	Xavier Eaglin	g	0-0	0-0	0-0	0	0	0	0	0	0	0	0	0	0	2	
	Team					1	3	4									
	Totals		18-61	6-20	7-14	12	19	31	17	49	10	14	2	3	200		

FG % 1st Half: 7-33 21.2% 2nd half: 11-28 39.3% Game: 18-61 29.5% Deadball Rebounds 3
 3FG % 1st Half: 3-11 27.3% 2nd half: 3-9 33.3% Game: 6-20 30.0%
 FT % 1st Half: 2-3 66.7% 2nd half: 5-11 45.5% Game: 7-14 50.0%

Pitt 93 • (3-0)

#	Player	Total			3-Ptr			Rebounds			PF	TP	A	TO	Bk	Stl	Min
		FG	FGA	FT	FTA	Off	Def	Tot									
01	Jamel Artis	r	6-11	2-4	7-8	2	3	5	0	21	4	1	0	1	0	23	
02	Michael Young	r	6-10	0-0	0-0	3	5	8	2	12	6	1	1	0	0	21	
33	Alonzo Nelson-Ododa	c	3-4	0-0	0-0	2	1	3	2	6	1	1	1	0	0	17	
00	James Robinson	g	0-6	0-4	0-0	0	2	2	0	0	5	0	0	0	0	19	
15	Sterling Smith	g	3-5	3-5	0-0	0	6	6	1	9	2	0	0	1	1	15	
03	Damon Wilson	g	3-5	1-1	3-3	0	1	1	3	10	4	0	0	1	1	17	
04	Ryan Luther	g	0-2	0-1	3-4	1	1	2	1	3	0	2	0	0	0	13	
05	Rafael Maia	g	1-1	0-0	0-0	1	3	4	2	2	0	0	0	0	0	13	
12	Chris Jones	g	5-6	3-4	2-2	0	4	4	1	15	0	0	0	0	0	20	
21	Sheldon Jeter	g	2-5	0-0	0-0	3	2	5	0	4	1	1	1	0	0	16	
23	Cameron Johnson	g	3-6	1-2	2-2	0	4	4	1	9	1	0	0	0	0	13	
24	Mike Lecak	g	0-1	0-0	0-0	0	0	0	0	0	0	0	0	0	0	3	
55	Jonathan Milligan	g	1-2	0-0	0-0	0	0	0	2	2	1	1	0	0	0	10	
	Team					0	3	3									
	Totals		33-64	10-21	17-19	12	35	47	15	93	25	9	3	5	200		

FG % 1st Half: 16-32 50.0% 2nd half: 17-32 53.1% Game: 33-64 51.6% Deadball Rebounds 2
 3FG % 1st Half: 6-9 66.7% 2nd half: 4-12 33.3% Game: 10-21 47.6%
 FT % 1st Half: 8-9 88.9% 2nd half: 9-10 90.0% Game: 17-19 89.5%

Officials: Mike Eades (R), Tim Comer, William Humes
 Technical fouls: Cornell-None, Pitt-None.
 Attendance: 7720

Score by periods	1st	2nd	Total
Cornell	19	30	49
Pitt	46	47	93

Points	In	Off	2nd	Fast	Bench
	Paint	T/O	Chance	Break	
COR	12	17	3	7	31
UP	30	24	19	14	45

Last FG - COR 2nd-00:26, UP 2nd-00:22.
 Largest lead - COR None, UP by 48 2nd-03:25.
 COR led for 00:00, UP led for 39:18. Game was tied for 00:42.

Score tied - 0 times.
 Lead changed - 0 times.



Official Basketball Box Score -- Game Totals -- Final Statistics
Detroit vs Pitt
 11/20/15 8:00 PM at Petersen Events Center (Pittsburgh, Pa.)



Detroit 79 • (1-1)

#	Player	Total			3-Ptr			Rebounds			PF	TP	A	TO	Bk	Stl	Min
		FG	FGA	FT	FTA	Off	Def	Tot									
00	Chris Jenkins	r	3-8	0-2	3-4	1	3	4	3	9	2	1	0	0	0	22	
21	Jaleel Hogan	r	7-12	0-0	2-5	4	1	5	4	16	1	0	0	0	0	27	
01	Anton Wilson	g	6-15	4-7	4-4	2	4	6	1	20	2	2	3	1	0	38	
11	Jarod Williams	g	3-7	1-3	0-0	0	1	1	0	7	2	2	0	0	0	21	
23	Josh McFolley	g	4-11	0-4	0-0	0	1	1	3	8	1	1	0	0	1	27	
02	Jalen Gibson	g	0-0	0-0	1-2	0	1	1	1	1	0	1	0	2	0	2	
04	Carlton Brundidge	g	3-8	0-1	6-8	1	6	7	2	12	4	0	0	2	18		
05	Matthew Grant	g	1-3	1-2	1-2	0	0	0	0	2	4	0	1	1	1	14	
13	Patrick Robinson	g	0-0	0-0	0-0	0	0	0	0	0	0	0	0	0	0	1	
15	Aaron Foster-Smith	g	1-2	0-0	0-0	1	1	2	2	2	2	1	0	0	0	14	
25	Gerald Blackshear	g	0-0	0-0	0-0	0	3	3	4	0	1	0	0	0	0	16	
	Team					2	4	6					</				

2015-16 Box Scores



Official Basketball Box Score -- Game Totals -- Final Statistics
Purdue vs Pitt
 12/11/15 9:00 PM at Petersen Events Center (Pittsburgh, PA)



Purdue 72 • (7-0)

#	Player	Total			3-Ptr			Rebounds			PF	TP	A	TO	Bk	Stl	Min
		FG-FGA	FG-FGA	FT-FTA	FG-FGA	FG-FGA	FT-FTA	Off	Def	Tot							
12	Vince Edwards	r	3-6	2-4	1-2	2	1	3	4	9	6	1	0	1	26		
50	Caleb Swanigan	r	1-6	0-1	2-2	1	7	8	3	4	2	1	0	0	34		
44	Isaac Haas	c	2-4	0-0	2-2	1	1	2	3	6	0	4	0	0	9		
03	P.J. Thompson	g	1-2	1-2	0-1	0	4	4	1	3	2	2	0	2	27		
31	Dakota Mathias	g	1-5	1-4	3-3	0	3	3	3	6	1	0	0	0	18		
01	Johnny Hill	g	1-2	0-0	2-3	3	0	3	0	4	2	2	0	1	12		
14	Ryan Cline	g	4-6	4-6	0-0	0	0	0	1	12	0	0	0	0	15		
20	A.J. Hammons	g	10-15	2-2	2-3	5	7	12	3	24	1	2	0	1	31		
21	Kendall Stephens	g	1-9	1-9	1-2	0	1	1	2	4	5	0	0	0	28		
	Team					2	2	4									
	Totals		24-55	11-28	13-18	14	26	40	20	72	19	12	0	5	200		

FG % 1st Half: 12-33 36.4% 2nd half: 12-22 54.5% Game: 24-55 43.6% Deadball Rebounds
 3FG % 1st Half: 5-17 29.4% 2nd half: 6-11 54.5% Game: 11-28 39.3%
 FT % 1st Half: 0-1 0.0% 2nd half: 13-17 76.5% Game: 13-18 72.2%

Pitt 59 • (4-1)

#	Player	Total			3-Ptr			Rebounds			PF	TP	A	TO	Bk	Stl	Min
		FG-FGA	FG-FGA	FT-FTA	FG-FGA	FG-FGA	FT-FTA	Off	Def	Tot							
01	Jamel Artis	r	3-10	1-4	1-2	1	1	2	3	8	4	2	1	0	32		
02	Michael Young	r	5-11	0-0	6-8	5	7	12	3	16	3	3	0	0	32		
33	Alonzo Nelson-Ododa	c	0-2	0-0	0-0	2	0	2	1	0	0	0	1	0	7		
00	James Robinson	g	6-11	2-6	3-4	0	2	2	4	17	4	4	1	1	36		
15	Sterling Smith	g	1-2	0-1	1-1	0	4	4	1	3	1	0	0	0	21		
03	Damon Wilson	g	0-0	0-0	0-0	0	0	0	0	0	0	0	0	0	1		
04	Ryan Luther	g	2-3	0-0	0-0	2	0	2	2	4	0	1	0	0	11		
05	Rafael Maia	g	0-0	0-0	1-2	0	0	0	1	1	0	0	1	2	10		
12	Chris Jones	g	1-5	0-3	1-1	0	2	2	1	3	1	0	0	1	19		
21	Sheldon Jeter	g	2-9	1-2	2-2	2	2	4	3	7	1	0	0	0	20		
23	Cameron Johnson	g	0-4	0-3	0-0	0	2	2	1	0	0	0	0	1	8		
55	Jonathan Milligan	g	0-0	0-0	0-0	0	0	0	1	0	0	0	0	0	3		
	Team					2	1	3									
	Totals		20-57	4-19	15-20	14	21	35	21	59	14	10	4	5	200		

FG % 1st Half: 10-29 34.5% 2nd half: 10-28 35.7% Game: 20-57 35.1% Deadball Rebounds
 3FG % 1st Half: 2-8 25.0% 2nd half: 2-11 18.2% Game: 4-19 21.1%
 FT % 1st Half: 4-7 57.1% 2nd half: 11-13 84.6% Game: 15-20 75.0%

Officials: Les Jones (R), Brian Dorsey, Jeffrey Anderson
 Technical fouls: Purdue-None, Pitt-None.
 Attendance: 9439

Score by periods	1st	2nd	Total
Purdue	29	43	72
Pitt	26	33	59

	In	Off	2nd	Fast	Bench
Points	Paint	T/O	Chance	Break	
PURDUE	20	15	14	2	44
UP	24	14	10	13	15

Last FG - PURDUE 2nd-00:28, UP 2nd-03:00.
 Largest lead - PURDUE by 17 1st-10:37, UP by 1 2nd-12:21.
 PURDUE led for 36:49, UP led for 00:47. Game was tied for 02:23.

Score tied - 0 times.
 Lead changed - 2 times.



Official Basketball Box Score -- Game Totals -- Final Statistics
Central Arkansas vs Pitt
 12/6/15 12:00 PM at Petersen Events Center (Pittsburgh, PA)



Central Arkansas 47 • (1-7)

#	Player	Total			3-Ptr			Rebounds			PF	TP	A	TO	Bk	Stl	Min
		FG-FGA	FG-FGA	FT-FTA	FG-FGA	FG-FGA	FT-FTA	Off	Def	Tot							
05	Justin Foreman	r	3-9	0-1	1-6	2	0	2	2	7	0	2	0	0	23		
52	Jake Zuilhof	c	2-6	0-0	0-0	4	5	9	3	4	0	2	0	1	23		
01	Jordan Howard	g	3-10	1-5	2-2	0	1	1	0	9	0	2	0	0	29		
11	Jeff Lowery	g	4-7	0-0	0-1	0	2	2	3	8	2	3	1	2	32		
32	Derreck Brooks	g	2-6	0-1	1-2	0	4	4	1	5	1	1	2	0	28		
00	Boo Milligan	g	1-5	0-2	1-3	1	2	3	1	3	1	0	0	1	14		
04	Albert Christensson	g	0-2	0-0	0-2	2	1	3	1	0	0	1	0	0	10		
10	Mathieu Kamba	g	1-6	0-0	1-5	1	1	2	2	3	0	3	1	1	13		
20	Tanner Schmit	g	2-4	0-0	0-0	0	2	2	3	4	0	1	1	0	11		
32	Mike Martin	g	1-5	0-3	2-2	0	3	3	2	4	2	0	0	1	17		
	Team					2	1	3									
	Totals		19-60	1-12	8-23	12	22	34	18	47	6	17	5	6	200		

FG % 1st Half: 10-27 37.0% 2nd half: 9-33 27.3% Game: 19-60 31.7% Deadball Rebounds
 3FG % 1st Half: 0-4 0.0% 2nd half: 1-8 12.5% Game: 1-12 8.3%
 FT % 1st Half: 3-7 42.9% 2nd half: 5-16 31.3% Game: 8-23 34.8%

Pitt 100 • (6-1)

#	Player	Total			3-Ptr			Rebounds			PF	TP	A	TO	Bk	Stl	Min
		FG-FGA	FG-FGA	FT-FTA	FG-FGA	FG-FGA	FT-FTA	Off	Def	Tot							
01	Jamel Artis	r	6-9	2-2	3-3	0	2	2	0	17	2	1	0	1	19		
02	Michael Young	r	3-5	0-0	2-4	3	5	8	2	8	3	3	0	0	16		
05	Rafael Maia	c	3-5	0-0	0-1	4	2	6	3	6	1	1	1	0	15		
00	James Robinson	g	4-6	1-2	0-0	1	3	4	2	9	5	0	0	2	16		
15	Sterling Smith	g	3-8	3-5	0-0	1	4	5	2	9	3	0	0	2	21		
03	Damon Wilson	g	7-9	2-4	4-6	0	2	2	0	20	3	1	1	0	20		
04	Ryan Luther	g	0-1	0-0	2-4	2	3	5	4	2	1	0	0	0	13		
12	Chris Jones	g	4-6	1-1	4-5	0	3	3	0	13	5	1	0	0	18		
21	Sheldon Jeter	g	3-5	0-0	2-2	0	4	4	0	8	2	0	2	1	19		
23	Cameron Johnson	g	3-9	0-4	0-0	0	4	4	4	6	2	2	0	0	19		
24	Mike Lecak	g	1-2	0-1	0-0	0	0	0	1	2	1	0	0	0	7		
33	Alonzo Nelson-Ododa	g	0-2	0-0	0-0	1	3	4	1	0	1	1	2	0	14		
50	Ryan Seelye	g	0-1	0-0	0-0	0	0	0	0	0	0	0	0	0	3		
	Team					2	3	5									
	Totals		37-68	9-19	17-25	14	38	52	19	100	29	10	6	6	200		

FG % 1st Half: 18-32 56.3% 2nd half: 19-36 52.8% Game: 37-68 54.4% Deadball Rebounds
 3FG % 1st Half: 6-12 50.0% 2nd half: 3-7 42.9% Game: 9-19 47.4%
 FT % 1st Half: 8-9 88.9% 2nd half: 9-16 56.3% Game: 17-25 68.0%

Officials: Mike Eades (R), Bob Testa, Matt Potter
 Technical fouls: Central Arkansas-None, Pitt-None.
 Attendance: 7049

Score by periods	1st	2nd	Total
Central Arkansas	23	24	47
Pitt	50	50	100

	In	Off	2nd	Fast	Bench
Points	Paint	T/O	Chance	Break	
UCA	30	5	3	6	14
UP	44	26	10	25	51

Last FG - UCA 2nd-01:04, UP 2nd-00:18.
 Largest lead - UCA None, UP by 57 2nd-02:56.
 UCA led for 00:00, UP led for 37:40. Game was tied for 02:20.

Score tied - 0 times.
 Lead changed - 0 times.



Official Basketball Box Score -- Game Totals -- Final Statistics
Pitt vs Duquesne
 12/04/15 7:00 pm at Pittsburgh, Pa. / CONSOL Energy Center



Pitt 96 • (5-1)

#	Player	Total			3-Ptr			Rebounds			PF	TP	A	TO	Bk	Stl	Min
		FG-FGA	FG-FGA	FT-FTA	FG-FGA	FG-FGA	FT-FTA	Off	Def	Tot							
01	Jamel Artis	r	6-10	2-2	0-0	0	4	4	3	14	4	2	0	0	26		
02	Michael Young	r	6-9	0-0	8-9	3	8	11	0	20	4	2	1	0	30		
05	Rafael Maia	c	3-5	0-0	3-4	0	2	2	1	9	2	0	1	2	25		
00	James Robinson	g	5-8	4-5	4-4	0	0	0	2	18	8	0	0	2	32		
15	Sterling Smith	g	4-5	3-4	5-5	1	10	11	2	16	2	3	1	0	29		
03	Damon Wilson	g	0-2	0-2	1-2	0	1	1	1	1	0	0	0	0	11		
04	Ryan Luther	g	0-1	0-0	0	1	0	1	0	2	0	1	0	0	6		
12	Chris Jones	g	1-4	0-2	1-2	0	0	0	1	3	1	1	0	0	12		
21	Sheldon Jeter	g	5-7	0-1	2-2	4	4	8	1	12	1	0	0	0	18		
23	Cameron Johnson	g	1-3	1-2	0-0	1	0	1	0	2	3	0	0	0	7		
24	Mike Lecak	g	0-1	0-1	0-0	0	0	0	1	0	0	0	0	0	2		
50	Ryan Seelye	g	0-1	0-0	0-0	0	0	0	1	0	0	0	0	0	2		

2015-16 Box Scores



Official Basketball Box Score -- Game Totals -- Final Statistics
Morehead State vs Pitt
 12/13/15 4:00 PM at Petersen Events Center (Pittsburgh, PA)



Morehead State 62 • (5-3)

#	Player	Total		3-Ptr		Rebounds			PF	TP	A	TO	Blk	Stl	Min
		FG-FGA	FG-FGA	FT-FTA	FT-FTA	Off	Def	Tot							
10	Anthony Elechi	r	2-4	0-0	2-2	0	1	1	4	6	0	0	0	1	10
15	DeJuan Marrero	r	3-8	0-0	0-0	2	6	8	5	6	2	1	2	1	23
03	Corban Collins	g	4-10	2-4	1-2	0	2	2	2	11	2	2	0	0	35
05	Miguel Diconte	g	2-5	1-3	0-0	0	1	1	4	5	0	2	0	0	25
32	Brent Arrington	g	6-13	0-2	1-1	0	1	1	2	13	4	0	0	0	25
01	Malik Maitland	g	0-0	0-0	0-0	0	0	0	0	0	1	1	0	0	4
04	Ty'Quan Bitting	g	0-1	0-0	2-2	0	0	0	0	2	1	1	0	0	8
13	Lamontray Harris	g	0-1	0-0	0-0	0	0	0	1	0	0	0	0	0	6
22	Xavier Moon	g	2-6	0-3	1-2	0	3	3	1	5	2	1	1	3	23
23	Treshaad Williams	g	1-2	0-0	1-2	1	1	2	4	3	0	1	0	0	10
25	Ronnye Beamon	g	0-0	0-0	0-0	1	1	2	1	0	0	1	0	2	9
31	Lyonell Gaines	g	4-7	0-0	3-4	2	2	4	1	11	1	0	0	0	22
	Team					3	1	4							
	Totals		24-57	3-12	11-15	9	19	28	25	62	13	10	3	7	200

FG % 1st Half: 12-28 42.9% 2nd half: 12-29 41.4% Game: 24-57 42.1% Deadball Rebounds 2
 3FG % 1st Half: 0-5 0.0% 2nd half: 3-7 42.9% Game: 3-12 25.0%
 FT % 1st Half: 4-7 57.1% 2nd half: 7-8 87.5% Game: 11-15 73.3%

Pitt 72 • (8-1)

#	Player	Total		3-Ptr		Rebounds			PF	TP	A	TO	Blk	Stl	Min
		FG-FGA	FG-FGA	FT-FTA	FT-FTA	Off	Def	Tot							
01	Jamel Artis	r	6-9	0-2	10-11	1	5	6	2	22	0	2	0	0	26
02	Michael Young	r	4-8	0-0	12-13	2	4	6	0	20	2	2	0	0	32
05	Rafael Maia	c	2-3	0-0	0-0	4	5	9	2	4	3	0	1	3	22
00	James Robinson	g	3-9	1-4	0-2	0	3	3	0	7	4	0	1	2	35
15	Sterling Smith	g	1-6	0-4	4-4	0	3	3	2	6	1	2	0	0	23
03	Damon Wilson	g	2-4	0-0	1-2	0	0	0	1	5	1	2	0	0	12
04	Ryan Luther	g	0-0	0-0	0-0	0	0	0	0	0	0	0	0	0	1
12	Chris Jones	g	1-4	0-2	1-2	0	1	1	2	3	1	3	0	0	21
21	Sheldon Jeter	g	1-2	0-1	0-0	0	4	4	1	2	0	2	1	0	12
23	Cameron Johnson	g	0-0	0-0	1-2	0	1	1	1	1	0	1	0	0	4
33	Alonzo Nelson-Ododa	g	1-1	0-0	0-0	1	0	1	2	2	0	1	1	0	12
	Team					3	0	3							
	Totals		21-46	1-13	29-36	11	26	37	13	72	12	14	5	5	200

FG % 1st Half: 9-22 40.9% 2nd half: 12-24 50.0% Game: 21-46 45.7% Deadball Rebounds 2
 3FG % 1st Half: 1-7 14.3% 2nd half: 0-6 0.0% Game: 1-13 7.7%
 FT % 1st Half: 16-21 76.2% 2nd half: 13-15 86.7% Game: 29-36 80.6%

Officials: Tony Chiazza (R), Mike Pearson, Tony Meeks

Technical fouls: Morehead State-None. Pitt-None.

Attendance: 7065
 2015 Gotham Classic

Score by periods	1st	2nd	Total
Morehead State	28	34	62
Pitt	35	37	72

	In	Off	2nd	Fast	Bench
Points	30	14	10	4	21
Paint	32	13	11	12	13
T/O					
Chance					
Break					

Last FG - MSU 2nd-01:15, UP 2nd-01:44.
 Largest lead - MSU by 4 1st-14:12, UP by 19 2nd-15:01.
 MSU led for 09:04, UP led for 29:05, Game was tied for 01:25.

Score tied - 3 times.
 Lead changed - 5 times.



Official Basketball Box Score -- Game Totals -- Final Statistics
Western Carolina vs Pitt
 12/23/15 7:00 PM at Petersen Events Center (Pittsburgh, PA)



Western Carolina 73 • (4-8)

#	Player	Total		3-Ptr		Rebounds			PF	TP	A	TO	Blk	Stl	Min
		FG-FGA	FG-FGA	FT-FTA	FT-FTA	Off	Def	Tot							
04	Torriun Brummitt	r	3-11	0-2	2-2	2	2	4	5	8	2	3	0	1	22
12	Marc Gosselin	r	2-4	0-2	0-0	3	3	6	4	4	4	1	1	1	26
23	Justin Browning	r	4-8	0-2	2-3	2	4	6	4	10	1	3	0	2	36
02	Mike Brown	g	6-18	1-5	0-2	3	1	4	4	13	4	1	0	0	33
03	Rhett Harrelson	g	7-12	6-9	1-2	0	2	2	2	21	1	1	0	2	32
01	Elijah Pughley	g	3-8	2-6	3-3	0	1	1	2	11	2	1	0	1	17
05	Devin Peterson	g	1-1	0-0	0-0	0	1	1	1	2	1	0	0	0	12
11	Haboubacar Mutombo	g	1-3	0-1	0-0	1	0	1	2	2	0	0	0	0	12
22	Jesse Deloach	g	0-0	0-0	0-0	0	0	0	0	0	0	0	0	0	1
41	Charlendez Brooks	g	1-2	0-0	0-0	0	0	0	2	2	1	0	0	1	9
	Team					2	2	4							
	Totals		28-67	9-27	8-12	13	16	29	25	73	16	10	1	10	200

FG % 1st Half: 13-32 40.6% 2nd half: 15-35 42.9% Game: 28-67 41.8% Deadball Rebounds 1
 3FG % 1st Half: 3-11 27.3% 2nd half: 6-16 37.5% Game: 9-27 33.3%
 FT % 1st Half: 3-5 60.0% 2nd half: 5-7 71.4% Game: 8-12 66.7%

Pitt 79 • (10-1)

#	Player	Total		3-Ptr		Rebounds			PF	TP	A	TO	Blk	Stl	Min
		FG-FGA	FG-FGA	FT-FTA	FT-FTA	Off	Def	Tot							
01	Jamel Artis	r	10-14	1-2	8-8	4	4	8	1	29	4	3	1	1	34
02	Michael Young	r	3-6	0-1	6-6	3	3	6	1	12	0	3	0	0	31
05	Rafael Maia	c	0-0	0-0	1-2	1	0	1	2	1	1	0	0	0	9
00	James Robinson	g	1-5	0-1	9-10	1	6	7	1	11	9	2	1	3	33
15	Sterling Smith	g	0-6	0-4	2-2	0	2	2	0	2	2	1	1	0	20
03	Damon Wilson	g	0-0	0-0	1-2	0	1	1	1	1	1	1	0	0	7
04	Ryan Luther	g	2-2	0-0	0-0	0	2	2	0	4	0	0	0	1	9
12	Chris Jones	g	2-4	1-3	0-0	0	3	3	1	5	2	2	1	1	20
21	Sheldon Jeter	g	5-8	0-1	2-3	1	5	6	3	12	0	0	1	1	21
23	Cameron Johnson	g	0-1	0-1	0-0	0	0	0	1	0	0	1	0	0	6
33	Alonzo Nelson-Ododa	g	1-2	0-0	0-0	0	2	2	3	2	0	1	3	0	10
	Team					0	1	1							
	Totals		24-48	2-13	29-33	10	29	39	14	79	19	14	9	6	200

FG % 1st Half: 13-25 52.0% 2nd half: 11-23 47.8% Game: 24-48 50.0% Deadball Rebounds 2
 3FG % 1st Half: 0-4 0.0% 2nd half: 2-9 22.2% Game: 2-13 15.4%
 FT % 1st Half: 11-12 91.7% 2nd half: 18-21 85.7% Game: 29-33 87.9%

Officials: Guy Pagano (R), Tom Regan, Tom Courtney

Technical fouls: Western Carolina-None. Pitt-None.

Attendance: 8025
 2015 Gotham Classic

Score by periods	1st	2nd	Total
Western Carolina	32	41	73
Pitt	37	42	79

	In	Off	2nd	Fast	Bench
Points	26	17	13	9	17
Paint	26	16	10	15	24
T/O					
Chance					
Break					

Last FG - WCU 2nd-00:09, UP 2nd-01:06.
 Largest lead - WCU by 8 1st-13:29, UP by 9 2nd-17:51.
 WCU led for 12:49, UP led for 25:40, Game was tied for 01:31.

Score tied - 2 times.
 Lead changed - 6 times.



Official Basketball Box Score -- Game Totals -- Final Statistics
Pitt vs Davidson
 12/20/15 12PM at Madison Square Garden, New York, NY



Pitt 94

#	Player	Total		3-Ptr		Rebounds			PF	TP	A	TO	Blk	Stl	Min
		FG-FGA	FG-FGA	FT-FTA	FT-FTA	Off	Def	Tot							
01	Jamel Artis	r	3-7	0-2	0-0	0	5	5	4	6	4	5	0	0	16
02	Michael Young	r	9-14	0-0	4-4	2	4	6	1	22	2	3	0	0	25
05	Rafael Maia	c	0-1	0-0	0-0	1	2	3	4	0	1	1	0	0	13
00	James Robinson	g	7-11	1-2	0-0	0	7	7	1	15	6	2	0	4	29
15	Sterling Smith	g	4-7	4-5	0-0	0	3	3	0	12	2	0	1	0	28
03	Damon Wilson	g	1-4	1-3	0-0	0	0	0	0	4	3	0	1	0	12
04	Ryan Luther	g	0-0	0-0	2-2	1	1	2	2	2	0	0	1	0	6
12	Chris Jones	g	4-7	1-3	3-4	2	2	4	1	12	3	0	1	0	22
21	Sheldon Jeter	g	4-6	0-1	0-0	3	5	8	3	8	3	0	3	1	16
23	Cameron Johnson	g	2-4	2-3	2-2	1	2	3	2	8	0	1	0	0	13
24	Mike Lecak	g	0-1	0-1	0-0	0	0	0	1	0	0	0	0	0	1
33	Alonzo Nelson-Ododa	g	2-4	0-0	2-2	2	4	6	0	6	0	0	1	0	18
50	Ryan Seelye	g	0-0	0-0	0-0	0	0	0	1	0	0	0	0	0	1
	Team					2	3	5							
	Totals		36-66	9-20	13-14	14	38	52	24	94	21	15	7	6	200

FG % 1st Half: 19-36 52.8% 2nd half: 17-30 56.7% Game: 36-66 54.5% Deadball Rebounds 0
 3FG % 1st Half: 5-12 41.7% 2nd half: 4-8 50.0% Game: 9-20 45.0%
 FT % 1st Half: 7-8 87.5% 2nd half: 6-6 100.0% Game: 13-14 92.9%

Davidson 69

#	Player	Total		3-Ptr		Rebounds			PF	TP	A	TO	Blk	Stl	Min
		FG-FGA	FG-FGA	FT-FTA	FT-FTA	Off	Def	Tot							
01	Nathan Ekwu	r	0-1	0-0	2-2	2	0	2	4	2	1	0	0	0	15
02	Jordan Watkins														

2015-16 Box Scores



Official Basketball Box Score -- Game Totals -- Final Statistics
Maryland Eastern Shore vs Pitt
 1/2/16 4:00 PM at Petersen Events Center (Pittsburgh, PA)



Maryland Eastern Shore 58 • (3-13, 0-2 MEAC)

#	Player	Total			3-Ptr			Rebounds			PF	TP	A	TO	Blk	Stl	Min
		FG-FGA	FG-FGA	FT-FTA	Off	Def	Tot	Off	Def	Tot							
12	Shane Randall	f	0-0	0-0	0-0	0	0	0	5	0	1	0	0	0	0	8	
32	Dominique Elliott	f	5-8	0-0	2-2	2	8	10	1	12	3	4	1	2	34		
04	Devin Martin	g	5-18	2-6	1-2	0	2	2	4	13	4	1	0	2	29		
11	Ahmad Frost	g	0-1	0-0	4-5	0	2	2	3	4	0	0	1	18			
21	Bakari Copeland	g	9-14	1-3	4-5	0	1	1	3	23	1	5	1	0	33		
00	Ryan Ardino	g	0-3	0-3	0-0	0	1	1	1	0	1	1	0	0	19		
02	Thomas Rivera	g	0-1	0-1	0-0	1	1	2	0	0	0	2	0	0	11		
03	Mark Blackmon	g	0-1	0-0	0-0	0	0	0	1	0	1	0	0	0	9		
05	Stephen Spurlock	g	0-1	0-0	2-2	0	0	0	2	0	0	0	0	0	4		
10	Maurice Coleman	g	0-0	0-0	0-0	0	1	1	0	0	0	0	0	0	3		
20	Dontae Caldwell	g	0-3	0-1	4-5	1	0	1	2	4	1	1	0	0	16		
24	Derrico Peck	g	0-1	0-0	0-0	1	1	2	1	0	0	1	0	0	11		
35	Isaac Taylor	g	0-1	0-0	0-0	0	0	0	1	0	0	1	0	0	5		
Team																	
Totals			19-52	3-14	17-21	7	18	25	24	58	12	17	2	5	200		

FG % 1st Half: 14-29 48.3% 2nd half: 5-23 21.7% Game: 19-52 36.5%
 3FG % 1st Half: 2-7 28.6% 2nd half: 1-7 14.3% Game: 3-14 21.4%
 FT % 1st Half: 3-4 75.0% 2nd half: 14-17 82.4% Game: 17-21 81.0%

Pitt 92 • (12-1, 1-0 ACC)

#	Player	Total			3-Ptr			Rebounds			PF	TP	A	TO	Blk	Stl	Min
		FG-FGA	FG-FGA	FT-FTA	Off	Def	Tot	Off	Def	Tot							
01	Jamel Artis	f	5-10	0-3	4-6	1	2	3	2	14	5	1	1	1	24		
02	Michael Young	f	5-9	0-0	4-5	2	3	5	2	14	1	2	1	1	24		
05	Rafael Maia	c	0-1	0-0	0-0	2	1	3	2	0	1	2	0	0	10		
00	James Robinson	g	4-6	0-2	0-0	0	2	2	1	8	4	1	0	0	24		
15	Sterling Smith	g	3-6	3-5	3-4	1	2	3	1	12	1	1	0	2	18		
03	Damon Wilson	g	0-3	0-1	4-4	0	1	1	2	4	7	2	0	0	16		
04	Ryan Luther	g	3-4	0-0	0-2	2	2	4	2	6	1	1	0	1	14		
12	Chris Jones	g	1-4	0-2	3-4	0	3	3	0	5	2	0	1	2	21		
21	Sheldon Jeter	g	6-8	0-0	1-1	2	4	6	2	13	0	1	2	0	19		
23	Cameron Johnson	g	1-3	1-2	4-6	1	3	4	2	7	3	1	0	2	15		
24	Mike Lecak	g	0-0	0-0	0-0	0	0	0	0	0	0	0	0	0	1		
33	Alonzo Nelson-Ododa	g	3-3	0-0	1-4	2	0	2	1	7	0	0	2	0	13		
50	Ryan Seelye	g	1-1	0-0	0-0	0	0	0	0	2	0	0	0	0	1		
Team																	
Totals			32-58	4-15	24-36	14	27	41	17	92	25	12	7	9	200		

FG % 1st Half: 16-36 44.4% 2nd half: 16-22 72.7% Game: 32-58 55.2%
 3FG % 1st Half: 1-10 10.0% 2nd half: 3-5 60.0% Game: 4-15 26.7%
 FT % 1st Half: 6-8 75.0% 2nd half: 18-28 64.3% Game: 24-36 66.7%

Officials: Ron Tyburski (R), William Humes, Alfred Smith.
 Technical fouls: Maryland Eastern Shore-None. Pitt-None.
 Attendance: 8649

Score by periods	1st	2nd	Total
Maryland Eastern Shore	33	25	58
Pitt	39	53	92

Points	In	Off	2nd	Fast	Bench
UMESM	Paint	T/O	Chance	Break	
UMESM	26	9	2	6	6
Pitt	38	29	11	24	44

Last FG - UMESM 2nd-11:43, UP 2nd-00:22.
 Largest lead - UMESM by 5 1st-12:22, UP by 34 2nd-02:11.
 UMESM led for 04:32. UP led for 30:27. Game was tied for 00:00.

Score tied - 7 times.
 Lead changed - 2 times.



Official Basketball Box Score -- Game Totals -- Final Statistics
Pitt vs Notre Dame
 1/9/16 4 PM at Notre Dame, Ind. - Purcell Pavilion



Pitt 86 • 14-1, 3-0

#	Player	Total			3-Ptr			Rebounds			PF	TP	A	TO	Blk	Stl	Min
		FG-FGA	FG-FGA	FT-FTA	Off	Def	Tot	Off	Def	Tot							
01	Jamel Artis	f	7-15	5-9	0-0	1	4	5	0	19	3	0	0	1	34		
02	Michael Young	f	7-11	0-0	11-14	2	3	5	4	25	4	2	0	0	22		
05	Rafael Maia	f	0-1	0-0	1-2	1	3	4	2	1	1	0	0	1	22		
00	James Robinson	g	2-10	0-2	2-2	0	3	3	3	6	6	0	0	0	34		
15	Sterling Smith	g	3-5	3-4	0-0	1	4	5	0	9	0	1	0	1	26		
03	Damon Wilson	g	1-1	1-1	0-0	0	0	0	0	3	1	0	0	0	7		
04	Ryan Luther	g	0-0	0-0	0-0	0	0	0	0	0	0	0	0	0	0+		
12	Chris Jones	g	2-3	1-2	0-0	0	0	0	3	5	2	0	1	0	19		
21	Sheldon Jeter	g	6-10	0-1	6-6	1	1	2	3	18	0	1	0	0	27		
23	Cameron Johnson	g	0-0	0-0	0-0	1	0	1	0	0	0	1	0	0	3		
33	Alonzo Nelson-Ododa	g	0-0	0-0	0-0	1	2	3	2	0	0	1	1	0	6		
Team																	
Totals			28-56	10-19	20-24	11	23	34	17	86	17	7	2	3	200		

FG % 1st Half: 17-29 58.6% 2nd half: 11-27 40.7% Game: 28-56 50.0%
 3FG % 1st Half: 7-13 53.8% 2nd half: 3-8 37.5% Game: 10-19 52.6%
 FT % 1st Half: 8-8 100.0% 2nd half: 12-16 75.0% Game: 20-24 83.3%

Notre Dame 82 • 10-5, 1-2

#	Player	Total			3-Ptr			Rebounds			PF	TP	A	TO	Blk	Stl	Min
		FG-FGA	FG-FGA	FT-FTA	Off	Def	Tot	Off	Def	Tot							
03	V.J. Beachem	f	3-7	2-5	0-0	2	4	6	3	8	2	1	2	2	32		
30	Zach Augustine	f	5-11	0-0	2-3	2	3	5	5	12	0	1	0	0	29		
35	Bonzie Colson	f	6-9	0-0	1-2	3	3	6	4	13	1	0	3	0	23		
11	Demetrius Jackson	g	9-18	5-10	3-4	0	0	0	2	26	6	0	1	1	40		
32	Steve Vasturia	g	6-9	0-1	1-1	0	0	4	1	13	4	0	0	0	37		
00	Rex Pflueger	g	1-1	0-0	0-0	0	0	0	1	2	0	0	0	0	9		
01	Austin Torres	g	0-0	0-0	0-2	0	1	1	1	0	0	1	0	0	11		
04	Matt Ryan	g	2-4	2-4	2-2	0	0	0	3	8	1	0	0	0	19		
Team																	
Totals			32-59	9-20	9-14	7	17	24	20	82	14	3	6	3	200		

FG % 1st Half: 17-30 56.7% 2nd half: 15-29 51.7% Game: 32-59 54.2%
 3FG % 1st Half: 7-13 53.8% 2nd half: 2-7 28.6% Game: 9-20 45.0%
 FT % 1st Half: 2-3 66.7% 2nd half: 7-11 63.6% Game: 9-14 64.3%

Officials: Tim Comer, Sean Hull, Patrick Adams
 Technical fouls: Pitt-None. Notre Dame-None.
 Attendance: 8298

Score by periods	1st	2nd	Total
Pitt	49	37	86
Notre Dame	43	39	82

Points	In	Off	2nd	Fast	Bench
UP	Paint	T/O	Chance	Break	
Pitt	24	5	11	4	26
Notre Dame	40	13	6	4	10

Last FG - UP 2nd-01:29, ND 2nd-00:06.
 Largest lead - UP by 18 1st-12:04, ND None.
 UP led for 39:39, ND led for 00:00. Game was tied for 00:15.

Score tied - 0 times.
 Lead changed - 0 times.



Official Basketball Box Score -- Game Totals -- Final Statistics
Georgia Tech vs Pitt
 1/6/16 7:00 PM at Petersen Events Center (Pittsburgh, PA)



Georgia Tech 84 • (10-5, 0-2 ACC)

#	Player	Total			3-Ptr			Rebounds			PF	TP	A	TO	Blk	Stl	Min
		FG-FGA	FG-FGA	FT-FTA	Off	Def	Tot	Off	Def	Tot							
00	Charles Mitchell	f	8-18	0-0	4-8	9	8	17	3	20	1	3	0	1	35		
32	Nick Jacobs	f	4-10	0-0	0-0	2	4	6	3	8	0	1	0	0	21		
02	Adam Smith	g	10-16	8-13	2-3	0	1	1	1	30	0	0	0	0	33		
03	Marcus Georges-Hunt	g	7-14	0-2	0-2	0	4	4	5	14	6	3	0	0	37		
11	Josh Heath	g	0-1	0-0	0-0	0	1	1	2	0	1	0	0	0	13		
01	Tadric Jackson	g	2-5	1-4	2-2	1	1	2	3	7	2	0	1	1	14		
10	Travis Jorgenson	g	1-1	1-1	0-0	0	1	1	2	3	2	2	0	0	20		
12	Quinton Stephens	g	0-0	0-0	0-0	0	0	0	0	0	0	0	0	0	3		
33	James White	g	0-1	0-0	0-0	1	2	3	3	0	0	1	1	0	10		
44	Ben Lammers	g	1-2	0-0	0-0	1	2	3	0	2	2	0	2	0	14		
Team																	
Totals			33-68	10-20	8-15	1											

2015-16 Box Scores



Official Basketball Box Score -- Game Totals -- Final Statistics
Boston College vs Pitt
 1/16/16 2:00 PM at Petersen Events Center (Pittsburgh, PA)



Official Basketball Box Score -- Game Totals -- Final Statistics
NC State vs Pitt
 1/19/16 8:00 PM at Petersen Events Center (Pittsburgh, PA)



Boston College 61 • (7-10, 0-4 ACC)

#	Player	Total			3-Ptr			Rebounds			PF	TP	A	TO	Blk	Stl	Min
		FG-FGA	FG-FGA	FT-FTA	Off	Def	Tot	Off	Def	Tot							
05	Garland Owens	r	3-5	1-2	0-0	0	1	1	4	7	0	2	0	0	0	25	
11	AJ Turner	r	0-2	0-2	0-0	0	2	2	3	0	1	1	0	0	20		
24	Dennis Clifford	c	3-9	0-0	6-6	3	3	6	2	12	1	2	0	1	31		
01	Jerome Robinson	g	2-6	1-1	0-0	0	2	2	1	5	2	2	0	0	39		
03	Eli Carter	g	12-22	5-11	2-2	0	2	2	0	31	4	4	0	4	37		
02	Darryl Hicks	g	0-0	0-0	0-0	0	0	0	0	0	0	1	1	0	15		
04	Idy Diallo	g	3-3	0-0	0-0	0	1	1	2	6	0	0	0	0	9		
10	Ervins Mezniesks	g	0-0	0-0	0-2	0	1	1	1	0	0	0	0	0	15		
22	Matt Milon	g	0-2	0-2	0-0	0	1	1	0	0	1	0	0	1	9		
Team						1	0	1									
Totals			23-49	7-18	8-11	4	13	17	13	61	9	12	1	6	200		

FG % 1st Half: 15-31 48.4% 2nd half: 8-18 44.4% Game: 23-49 46.9%
 3FG % 1st Half: 6-12 50.0% 2nd half: 1-6 16.7% Game: 7-18 38.9%
 FT % 1st Half: 0-0 0.0% 2nd half: 8-11 72.7% Game: 8-11 72.7%

Pitt 84 • (15-2, 4-1 ACC)

#	Player	Total			3-Ptr			Rebounds			PF	TP	A	TO	Blk	Stl	Min
		FG-FGA	FG-FGA	FT-FTA	Off	Def	Tot	Off	Def	Tot							
01	Jamel Artis	r	8-12	4-6	2-2	0	3	3	1	22	3	3	1	1	32		
02	Michael Young	r	5-10	0-0	3-4	2	3	5	1	13	9	5	1	1	34		
05	Rafael Maia	c	2-2	0-0	0-0	3	5	8	4	4	2	2	0	0	17		
00	James Robinson	g	4-10	2-4	0-1	1	2	3	2	10	2	2	0	2	34		
15	Sterling Smith	g	1-2	0-1	0-0	0	0	0	1	2	0	1	0	1	16		
03	Damon Wilson	g	2-5	0-0	0-0	0	2	2	1	4	4	2	0	2	21		
04	Ryan Luther	g	0-0	0-0	0-0	0	0	0	0	0	0	0	0	0	1		
12	Chris Jones	g	0-2	0-1	0-0	0	0	0	0	0	0	0	0	0	2		
21	Sheldon Jeter	g	2-2	0-0	0-1	1	4	5	2	4	2	1	1	1	17		
23	Cameron Johnson	g	7-10	4-7	2-2	1	1	2	2	20	1	0	0	0	15		
24	Mike Lecak	g	0-0	0-0	0-0	0	0	0	0	0	0	0	0	0	1		
33	Alonzo Nelson-Ododa	g	2-2	0-0	1-1	1	1	2	1	5	0	1	1	0	10		
Team						4	0	4									
Totals			33-57	10-19	8-11	13	21	34	15	84	23	17	4	7	200		

FG % 1st Half: 17-28 60.7% 2nd half: 16-29 55.2% Game: 33-57 57.9%
 3FG % 1st Half: 3-8 37.5% 2nd half: 7-11 63.6% Game: 10-19 52.6%
 FT % 1st Half: 6-8 75.0% 2nd half: 2-3 66.7% Game: 8-11 72.7%

Officials: Tim Comer (R), Lamont Simpson, Jeff Clark
 Technical fouls: Boston College-None. Pitt-None.
 Attendance: 10260

Score by periods	1st	2nd	Total
Boston College	36	25	61
Pitt	43	41	84

Points	In	Off	2nd	Fast	Bench
BC	24	26	4	8	6
UP	36	21	17	10	33

Last FG - BC 2nd-02:15, UP 2nd-00:06.
 Largest lead - BC by 8 1st-17:06, UP by 23 2nd-00:06.
 BC led for 06:29, UP led for 31:23. Game was tied for 01:44.

Score tied - 1 time.
 Lead changed - 1 time.



Official Basketball Box Score -- Game Totals -- Final Statistics
Pitt vs Florida State
 01/23/16 4:00 pm at the Tucker Center - Tallahassee, Florida



Official Basketball Box Score -- Game Totals -- Final Statistics
Pitt vs Clemson
 1/27/16 7:00 PM at Clemson, SC



Pitt 74 • 16-3, 5-2 ACC

#	Player	Total			3-Ptr			Rebounds			PF	TP	A	TO	Blk	Stl	Min
		FG-FGA	FG-FGA	FT-FTA	Off	Def	Tot	Off	Def	Tot							
01	Jamel Artis	r	7-19	2-7	0-1	2	3	5	2	16	3	1	0	0	37		
02	Michael Young	r	3-9	0-0	7-12	3	3	6	1	13	2	2	0	0	37		
05	Rafael Maia	r	0-2	0-1	0-0	2	0	2	3	0	0	1	0	0	9		
00	James Robinson	g	4-9	3-5	3-4	1	2	3	1	14	5	2	1	2	36		
15	Sterling Smith	g	4-10	4-8	4-4	0	5	5	1	16	0	0	0	1	29		
03	Damon Wilson	g	1-2	0-0	0-0	1	0	1	1	2	0	2	0	0	3		
04	Ryan Luther	g	1-2	0-0	0-0	3	1	4	2	2	2	2	1	0	15		
12	Chris Jones	g	2-4	0-1	1-1	0	0	0	1	5	0	0	0	0	14		
23	Cameron Johnson	g	1-1	1-1	0-0	0	1	1	0	3	0	0	0	0	6		
33	Alonzo Nelson-Ododa	g	1-3	0-0	1-2	3	1	4	3	0	0	0	0	0	14		
Team						0	0	0									
Totals			24-61	10-23	16-24	15	16	31	16	74	12	10	2	3	200		

FG % 1st Half: 11-33 33.3% 2nd half: 13-28 46.4% Game: 24-61 39.3%
 3FG % 1st Half: 5-12 41.7% 2nd half: 5-11 45.5% Game: 10-23 43.5%
 FT % 1st Half: 6-8 75.0% 2nd half: 10-16 62.5% Game: 16-24 66.7%

Florida State 72 • 12-7, 2-5 ACC

#	Player	Total			3-Ptr			Rebounds			PF	TP	A	TO	Blk	Stl	Min
		FG-FGA	FG-FGA	FT-FTA	Off	Def	Tot	Off	Def	Tot							
15	Bojanovsky, Boris	c	2-5	0-0	2-2	2	6	8	5	6	0	0	1	0	18		
04	Bacon, Dwayne	g	6-11	0-2	0-0	1	2	3	3	12	1	8	0	0	30		
05	Beasley, Malik	g	7-7	2-2	0-0	1	5	6	5	16	3	1	0	0	25		
22	Rathan-Mayes, Xavier	g	5-11	2-6	2-2	1	2	3	1	14	3	3	0	1	34		
32	Brandon, Montay	g	0-2	0-1	1-2	0	0	0	3	1	0	0	1	0	17		
01	Bookert, Devon	g	4-8	2-4	0-1	1	4	5	2	10	4	1	0	1	28		
03	Bell, Benji	g	0-0	0-0	0-0	0	0	0	0	0	1	0	0	0	3		
14	Mann, Terance	g	3-6	0-1	3-5	1	1	2	3	9	1	3	0	0	23		
21	Koumadje, Chris	g	0-0	0-0	0-0	0	0	0	0	0	0	0	0	0	1		
23	Smith, Jarquez	g	2-4	0-0	0-0	0	2	2	2	4	0	0	2	1	21		
Team						2	1	3									
Totals			29-54	6-16	8-12	9	23	32	24	72	13	16	4	3	200		

FG % 1st Half: 16-28 57.1% 2nd half: 13-26 50.0% Game: 29-54 53.7%
 3FG % 1st Half: 4-8 50.0% 2nd half: 2-8 25.0% Game: 6-16 37.5%
 FT % 1st Half: 7-7 100.0% 2nd half: 1-5 20.0% Game: 8-12 66.7%

Officials: Bryan Kersey, Ray Styons, Jerry Heater
 Technical fouls: Pitt-TEAM. Florida State-None.
 Attendance: 9160

Score by periods	1st	2nd	Total
Pitt	33	41	74
Florida State	43	29	72

Points	In	Off	2nd	Fast	Bench
UP	22	15	11	2	15
FS	32	11	12	10	23

Last FG - UP 2nd-00:33, FS 2nd-00:00.
 Largest lead - UP by 5 1st-17:12, FS by 10 1st-00:45.
 UP led for 06:25, FS led for 30:15. Game was tied for 03:20.

Score tied - 3 times.
 Lead changed - 2 times.

NC State 78 • (11-8, 1-5 ACC)

#	Player	Total			3-Ptr			Rebounds			PF	TP	A	TO	Blk	Stl	Min
		FG-FGA	FG-FGA	FT-FTA	Off	Def	Tot	Off	Def	Tot							
00	Abdul-Malik Abu	r	7-13	0-0	2-4	2	8	10	3	16	0	3	1	0	34		
15	Cody Martin	r	2-4	0-0	0-0	0	4	4	1	4	4	2	1	2	33		
21	BeeJay Anya	c	3-3	0-0	0-1	1	2	3	6	0	1	0	0	0	15		
12	Anthony Barber	g	8-18	1-2	14-14	0	7	7	2	31	8	8	0	1	38		
24	Maverick Rowan	g	5-11	4-6	0-0	1	0	1	0	14	0	3	0	0	31		
01	Lennard Freeman	g	2-4	0-0	0-1	5	9	14	3	4	0	0	0	0	28		
14	Caleb Martin	g	1-5	1-4	0-0	0	3	3	3	3	0	1	0	0	21		
Team						4	0	4									
Totals			28-58	6-12	16-20	13	33	46	15	78	12	19	2	3	200		

FG % 1st Half: 18-31 58.1% 2nd half: 10-27 37.0% Game: 28-58 48.3%
 3FG % 1st Half: 5-8 62.5% 2nd half: 1-4 25.0% Game: 6-12 50.0%
 FT % 1st Half: 3-3 100.0% 2nd half: 13-17 76.5% Game: 16-20 80.0%

Pitt 61 • (15-3, 4-2 ACC)

#	Player	Total			3-Ptr			Rebounds			PF	TP	A	TO	Blk	Stl	Min
		FG-FGA	FG-FGA	FT-FTA	Off	Def	Tot	Off	Def	Tot							
01	Jamel Artis	r	4-10	1-4	7-10	1	6	7	2	16	4	5	1	0	30		
02	Michael Young	r	6-13	0-0	2-2	1	6	7									

2015-16 Box Scores



Official Basketball Box Score -- Game Totals -- Final Statistics
Virginia Tech vs Pitt
 1/31/16 6:30 PM at Petersen Events Center (Pittsburgh, PA)



Virginia Tech 71 • (12-10,4-5 ACC)

#	Player	Total		3-Ptr		Rebounds			PF	TP	A	TO	Blk	Stl	Min
		FG-FGA	FG-FGA	FT-FTA	Off	Def	Tot								
00	Shane Henry	r	1-1	0-0	0-0	0	1	1	1	2	0	0	0	0	9
32	Zach LeDay	r	5-13	1-4	1-2	3	6	9	5	12	1	3	1	1	32
04	Seth Allen	g	7-10	5-5	9-12	1	5	6	3	28	3	5	1	0	33
10	Justin Bibbs	g	4-9	2-6	2-2	2	4	6	1	12	1	1	0	0	34
23	Jalen Hudson	g	4-6	3-4	2-2	0	0	0	3	13	0	2	0	1	15
05	Justin Robinson	g	0-2	0-0	0-0	0	1	1	0	0	4	1	0	2	21
11	Devin Wilson	g	0-4	0-2	0-0	0	3	3	2	0	4	3	0	0	27
21	Satchel Pierce	g	0-0	0-0	0-0	0	0	0	3	0	0	2	0	0	3
22	Johnny Hamilton	g	0-0	0-0	0-0	0	0	0	0	0	0	0	0	0	4
24	Kerry Blackshear, Jr	g	2-6	0-0	0-2	3	0	3	2	4	0	2	1	1	22
Team						2	1	3			1				
Totals			23-51	11-21	14-20	11	21	32	20	71	13	20	3	5	200

FG % 1st Half: 11-25 44.0% 2nd half: 12-26 46.2% Game: 23-51 45.1%
 3FG % 1st Half: 5-9 55.6% 2nd half: 6-12 50.0% Game: 11-21 52.4%
 FT % 1st Half: 5-9 55.6% 2nd half: 9-11 81.8% Game: 14-20 70.0%

Deadball
Rebounds
2

Pitt 90 • (17-4, 6-3 ACC)

#	Player	Total		3-Ptr		Rebounds			PF	TP	A	TO	Blk	Stl	Min
		FG-FGA	FG-FGA	FT-FTA	Off	Def	Tot								
01	Jamel Artis	r	5-11	1-4	0-1	2	4	6	3	11	4	2	0	1	24
02	Michael Young	r	6-9	0-0	1-3	3	4	7	0	13	5	3	0	0	28
21	Sheldon Jeter	r	9-13	0-2	5-6	4	3	7	3	23	1	1	1	1	23
00	James Robinson	g	3-8	0-3	2-2	0	1	1	3	8	11	0	1	0	34
15	Sterling Smith	g	2-8	2-6	0-0	0	2	2	2	6	5	0	0	1	21
03	Damon Wilson	g	3-4	1-1	1-1	0	1	1	1	8	2	0	0	0	11
04	Ryan Luther	g	4-5	1-1	0-0	1	1	2	1	9	0	2	0	2	18
05	Rafael Maia	g	0-0	0-0	0-0	0	0	0	0	0	0	0	0	0	2
12	Chris Jones	g	0-1	0-1	0-0	0	1	1	3	0	2	1	0	1	13
23	Cameron Johnson	g	3-8	3-7	0-0	1	1	2	0	9	0	0	0	1	16
24	Mike Lecak	g	0-0	0-0	0-0	0	0	0	0	0	0	0	0	0	1
33	Alonzo Nelson-Ododa	g	0-0	0-0	1-2	0	1	1	1	1	0	0	2	1	8
50	Ryan Seelye	g	1-1	0-0	0-0	0	0	0	0	2	0	0	0	0	1
Team						3	1	4							
Totals			36-68	8-25	10-15	14	20	34	17	90	30	9	4	8	200

FG % 1st Half: 16-27 59.3% 2nd half: 20-41 48.8% Game: 36-68 52.9%
 3FG % 1st Half: 5-14 35.7% 2nd half: 3-11 27.3% Game: 8-25 32.0%
 FT % 1st Half: 4-5 80.0% 2nd half: 6-10 60.0% Game: 10-15 66.7%

Deadball
Rebounds
2.1

Officials: Ed Corbett (R), Tim Kelly, Brian O'Connell
 Technical fouls: Virginia Tech-None. Pitt-None.
 Attendance: 10049

Score by periods	1st	2nd	Total
Virginia Tech	32	39	71
Pitt	41	49	90

	In	Off	2nd	Fast	Bench
Points	Paint	T/O	Chance	Break	
VT	22	4	11	2	4
UP	40	33	17	10	29

Last FG - VT 2nd-00:24, UP 2nd-00:17.
 Largest lead - VT by 3 1st-18:29, UP by 22 2nd-08:20.
 VT led for 00:37, UP led for 35:54. Game was tied for 03:24.

Score tied - 6 times.
 Lead changed - 2 times.



Official Basketball Box Score -- Game Totals -- Final Statistics
Virginia vs Pitt
 2/6/16 12:00 PM at Petersen Events Center (Pittsburgh, PA)



Virginia 64 • (19-4, 8-3 ACC)

#	Player	Total		3-Ptr		Rebounds			PF	TP	A	TO	Blk	Stl	Min
		FG-FGA	FG-FGA	FT-FTA	Off	Def	Tot								
13	Anthony Gill	r	2-7	0-0	0-2	2	1	3	4	4	0	1	1	0	21
21	Isaiah Wilkins	r	2-5	0-0	0-0	3	4	7	1	4	5	1	0	1	27
00	Devon Hall	g	2-5	1-2	1-1	0	3	3	1	6	2	0	0	0	24
15	Malcolm Broughton	g	6-9	3-5	6-6	0	2	2	3	21	4	2	0	1	33
32	London Perrantes	g	5-9	4-5	0-0	0	2	2	1	14	3	1	0	1	34
02	Justice Bartley	g	0-0	0-0	0-0	0	0	0	0	0	0	0	0	0	1
04	Marial Shayok	g	4-6	0-2	0-0	0	4	4	1	8	0	0	2	1	18
10	Mike Tobey	g	2-5	0-0	0-0	1	2	3	3	4	0	1	1	0	11
11	Evan Nolte	g	1-2	1-2	0-0	1	1	2	0	3	1	0	1	0	12
24	Caid Kirven	g	0-0	0-0	0-0	0	0	0	0	0	0	0	0	0	1
31	Jarred Reuter	g	0-2	0-0	0-0	1	0	1	2	0	0	1	0	1	7
34	Jeff Jones	g	0-0	0-0	0-0	0	0	0	0	0	0	0	0	0	1
51	Darius Thompson	g	0-0	0-0	0-0	0	1	1	1	0	2	0	0	1	10
Team						1	0	1							
Totals			24-50	9-16	7-12	9	20	29	17	64	17	7	5	6	200

FG % 1st Half: 11-24 45.8% 2nd half: 13-26 50.0% Game: 24-50 48.0%
 3FG % 1st Half: 5-8 62.5% 2nd half: 4-8 50.0% Game: 9-16 56.3%
 FT % 1st Half: 2-2 100.0% 2nd half: 5-10 50.0% Game: 7-12 58.3%

Deadball
Rebounds
2

Pitt 50 • (17-5, 6-4 ACC)

#	Player	Total		3-Ptr		Rebounds			PF	TP	A	TO	Blk	Stl	Min
		FG-FGA	FG-FGA	FT-FTA	Off	Def	Tot								
01	Jamel Artis	r	7-11	2-3	1-2	2	2	4	2	17	3	3	0	0	32
02	Michael Young	r	4-11	0-0	4-4	3	7	10	1	12	0	3	0	0	34
21	Sheldon Jeter	r	3-5	0-1	2-2	0	2	2	2	8	0	1	2	1	23
00	James Robinson	g	0-7	0-4	0-0	0	2	2	2	0	6	0	0	1	26
15	Sterling Smith	g	1-3	0-1	0-0	0	1	1	1	2	0	0	0	0	22
03	Damon Wilson	g	1-3	0-1	4-4	0	1	1	1	6	2	1	0	0	16
04	Ryan Luther	g	1-1	0-0	0-0	0	2	2	2	0	0	0	0	0	10
05	Rafael Maia	g	0-0	0-0	0-0	1	0	1	0	0	1	0	1	0	4
12	Chris Jones	g	0-1	0-1	1-2	1	2	3	1	1	0	2	0	0	14
23	Cameron Johnson	g	1-4	0-2	0-0	0	1	1	2	2	0	0	0	0	10
33	Alonzo Nelson-Ododa	g	0-0	0-0	0-0	1	0	1	0	0	0	0	1	0	9
Team						1	0	1							
Totals			18-46	2-13	12-14	9	20	29	14	50	12	11	4	2	200

FG % 1st Half: 10-25 40.0% 2nd half: 8-21 38.1% Game: 18-46 39.1%
 3FG % 1st Half: 2-6 33.3% 2nd half: 0-7 0.0% Game: 2-13 15.4%
 FT % 1st Half: 5-5 100.0% 2nd half: 7-9 77.8% Game: 12-14 85.7%

Deadball
Rebounds
1

Officials: James Luckie (R), Tim Comer, Tony Greene
 Technical fouls: Virginia-None. Pitt-None.
 Attendance: 12508

Score by periods	1st	2nd	Total
Virginia	29	35	64
Pitt	27	23	50

	In	Off	2nd	Fast	Bench
Points	Paint	T/O	Chance	Break	
VA	28	20	12	4	15
UP	14	6	9	2	11

Last FG - VA 2nd-00:43, UP 2nd-00:13.
 Largest lead - VA by 19 2nd-06:30, UP by 1 1st-13:32.
 VA led for 35:48, UP led for 01:19, Game was tied for 02:53.

Score tied - 1 time.
 Lead changed - 4 times.



THE STAT CREW SYSTEM
Pitt Combined Team Statistics (as of Feb 06, 2016)
All games



RECORD:	OVERALL	HOME	AWAY	NEUTRAL
ALL GAMES	17-5	13-3	2-2	2-0
CONFERENCE	6-4	4-2	2-2	0-0
NON-CONFERENCE	11-1	9-1	0-0	2-0

#	Player	gp-gs	min	avg	Total		3-Point		F-Throw		Rebounds				pf	dq	a	to	blk	stl	pts	avg
					fg-fga	fg%	3fg-fga	3fg%	ft-fa	ft%	off	def	tot	avg								
02	Michael Young	22-22	628	28.5	129-231	.558	2-6	.333	110-135	.815	53	99	152	6.9	31	0	62	52	10	6	370	16.8
01	Jamel Artis	22-22	629	28.6	124-242	.512	32-84	.381	62-82	.756	28	71	99	4.5	42	0	72	52	8	10	342	15.5
00	James Robinson	22-22	648	29.5	68-181	.376	25-75	.333	46-59	.780	6	52	58	2.6	41	0	117	23	8	26	207	9.4
21	Sheldon Jeter	21-2	383	18.2	70-132	.530	3-16	.188	37-44	.841	41	70	111	5.3	42	1	17	18	21	14	180	8.6
15	Sterling Smith	22-22	488	22.2	42-104	.404	35-76	.461	22-24	.917	10	75	85	3.9	25	0	32	17	5	11	141	6.4
12	Chris Jones	22-0	367	16.7	41-99	.414	13-48	.271	27-36	.750	10	30	40	1.8	34	0	32	18	8	9	122	5.5
23	Cameron Johnson	22-0	208	9.5	33-80	.413	21-51	.412	15-18	.833	9	23	32	1.5	26	0	11	8	4	8	102	4.6
03	Damon Wilson	22-0	254	11.5	27-65	.415	9-21	.429	27-36	.750	1	23	24	1.1	26	0	36	18	2	5	90	4.1
04	Ryan Luther	21-0	223	10.6	30-52	.577	3-9	.333	12-20	.600	22	32	54	2.6	34	0	6	13	8	5	75	3.6
55	Jonathan Milligan	4-0	39	9.8	4-7	.571	3-4	.750	2-2	1.000	0	1	1	0.3	7	0	3	2	0	0	13	3.3
05	Rafael Maia	22-15	293	13.3	20-43	.465	0-1	.000	12-22	.545	37	52	89	4.0	42	0	15	11	6	12	52	2.4
33	Alonzo Nelson-Ododa	21-5	208	9.9	17-34	.500	0-0	.000	6-13	.462	21	20	41	2.0	32	1	3	9	19	1	40	1.9
50	Ryan Seelye	8-0	12	1.5	2-5	.400	0-1	.000	0-0	.000	1	0	1	0.1	2	0	0	0	0	0	4	0.5
24	Mike Lecak	10-0	20	2.0	1-6	.167	0-4	.000	0-0	.000	0	0	0	0.0	5	0	1	3	0	0	2	0.2
Team											35	27	62		1		7					
Total.....		22	4400		608-1281	.475	146-396	.369	378-491	.770	274	575	849	38.6	390	2	407	251	99	107	1740	79.1
Opponents.....		22	4400		528-1257	.420	140-407	.344	263-402	.654	230	459	689	31.3	422	10	274	262	67	117	1459	66.3

TEAM STATISTICS	UP	OPP	Date	Opponent	Score	Att.
SCORING	1740	1459	11/17/15	ST. JOSEPH'S (IN)	w 84-43	6219
Points per game	79.1	66.3	11/20/15	DETROIT	w 95-79	7819
Scoring margin	+12.8	-	11/25/15	CORNELL	w 93-49	7720
FIELD GOALS-ATT	608-1281	528-1257	11/28/15	KENT STATE	w 85-76	7815
Field goal pct	.475	.420	12/1/15	PURDUE	L 59-72	9439
3 POINT FG-ATT	146-396	140-407	12/04/15	vs Duquesne	w 96-75	13906
3-point FG pct	.369	.344	12/6/15	CENTRAL ARKANSAS	w 100-47	7049
3-pt FG made per game	6.6	6.4	12/11/15	EASTERN WASHINGTON	w 84-51	7614
FREE THROWS-ATT	378-491	263-402	12/13/15	MOREHEAD STATE	w 72-62	7065
Free throw pct	.770	.654	12/20/15	vs Davidson	w 94-69	7345
F-Throws made per game	17.2	12.0	12/23/15	WESTERN CAROLINA	w 79-73	8025
REBOUNDS	849	689	* 12/30/15	SYRACUSE	w 72-61	10429
Rebounds per game	38.6	31.3	1/2/16	MARYLAND EASTERN SHORE	w 92-58	8649
Rebounding margin	+7.3	-	* 1/6/16	GEORGIA TECH	w 89-84	10249
ASSISTS	407	274	** 1/9/16	at Notre Dame	w 86-82	8298
Assists per game	18.5	12.5	* 1/14/16	at LOUISVILLE	L 41-59	21632
TURNOVERS	251	262	* 1/16/16	BOSTON COLLEGE	w 84-61	10260
Turnovers per game	11.4	11.9	* 1/19/16	NC STATE	L 61-78	9849
Turnover margin	+0.5	-	* 01/23/16	at Florida State	w 74-72	9160
Assist/turnover ratio	1.6	1.0	* 1/27/16	at Clemson	L 60-73	8752
STEALS	107	117	* 1/31/16	VIRGINIA TECH	w 90-71	10049
Steals per game	4.9	5.3	* 2/6/16	VIRGINIA	L 50-64	12508
BLOCKS	99	67				
Blocks per game	4.5	3.0				
ATTENDANCE	140758	69093				
Home games-Avg/Game	16-8797	4-11960				
Neutral site-Avg/Game	-	2-10626				

* = Conference game

Score by Periods	1st	2nd	Totals
Pitt	834	906	1740
Opponents	704	755	1459



THE STAT CREW SYSTEM
Pitt Combined Team Statistics (as of Feb 06, 2016)
Conference games



RECORD:	OVERALL	HOME	AWAY	NEUTRAL
ALL GAMES	6-4	4-2	2-2	0-0
CONFERENCE	6-4	4-2	2-2	0-0
NON-CONFERENCE	0-0	0-0	0-0	0-0

#	Player	gp-gs	min	avg	Total		3-Point		F-Throw		Rebounds				pf	dq	a	to	blk	stl	pts	avg
					fg-fga	fg%	3fg-fga	3fg%	ft-fa	ft%	off	def	tot	avg								
02	Michael Young	10-10	311	31.1	57-111	.514	2-3	.667	49-64	.766	20	43	63	6.3	15	0	24	24	3	5	165	16.5
01	Jamel Artis	10-10	325	32.5	57-123	.463	19-51	.373	24-36	.667	14	35	49	4.9	20	0	36	26	3	5	157	15.7
21	Sheldon Jeter	9-2	188	20.9	32-63	.508	1-8	.125	20-25	.800	17	28	45	5.0	23	1	7	9	8	6	85	9.4
00	James Robinson	10-10	320	32.0	25-85	.294	10-35	.286	22-29	.759	4	19	23	2.3	24	0	54	13	3	8	82	8.2
15	Sterling Smith	10-10	229	22.9	18-49	.367	14-34	.412	6-6	1.000	7	30	37	3.7	9	0	11	7	0	5	56	5.6
23	Cameron Johnson	10-0	82	8.2	16-35	.457	10-24	.417	2-2	1.000	6	4	10	1.0	9	0	3	1	2	3	44	4.4
12	Chris Jones	10-0	149	14.9	12-32	.375	4-17	.235	7-9	.778	3	8	11	1.1	20	0	8	9	2	3	35	3.5
03	Damon Wilson	10-0	108	10.8	10-24	.417	3-6	.500	6-8	.750	1	5	6	0.6	12	0	10	6	0	2	29	2.9
04	Ryan Luther	9-0	85	9.4	11-20	.550	3-3	1.000	0-0	.000	6	7	13	1.4	14	0	2	5	2	4	25	2.8
50	Ryan Seelye	1-0	1	1.0	1-1	1.000	0-0	.000	0-0	.000	0	0	0	0.0	0	0	0	0	0	0	2	2.0
05	Rafael Maia	10-8	126	12.6	6-17	.353	0-1	.000	4-8	.500	18	25	43	4.3	19	0	5	6	2	4	16	1.6
33	Alonzo Nelson-Ododa	10-0	74	7.4	4-10	.400	0-0	.000	3-5	.600	7	5	12	1.2	14	0	0	2	5	1	11	1.1
24	Mike Lecak	2-0	2	1.0	0-0	.000	0-0	.000	0-0	.000	0	0	0	0.0	0	0	0	0	0	0	0	0.0
Team											20	5	25		1		3					
Total.....		10	2000		249-570	.437	66-182	.363	143-192	.745	123	214	337	33.7	180	1	160	111	30	46	707	70.7
Opponents.....		10	2000		257-537	.479	71-167	.425	120-174	.690	95	221	316	31.6	184	7	130	120	41	51	705	70.5

TEAM STATISTICS	UP	OPP	Date	Opponent	Score	Att.
SCORING	707	705	* 12/30/15	SYRACUSE	w 72-61	10429
Points per game	70.7	70.5	* 1/6/16	GEORGIA TECH	w 89-84	10249
Scoring margin	+0.2	-	** 1/9/16	at Notre Dame	w 86-82	8298
FIELD GOALS-ATT	249-570	257-537	* 1/14/16	at LOUISVILLE	L 41-59	21632
Field goal pct	.437	.479	* 1/16/16	BOSTON COLLEGE	w 84-61	10260
3 POINT FG-ATT	66-182	71-167	* 1/19/16	NC STATE	L 61-78	9849
3-point FG pct	.363	.425	* 01/23/16	at Florida State	w 74-72	9160
3-pt FG made per game	6.6	7.1	* 1/27/16	at Clemson	L 60-73	8752
FREE THROWS-ATT	143-192	120-174	* 1/31/16	VIRGINIA TECH	w 90-71	10049
Free throw pct	.745	.690	* 2/6/16	VIRGINIA	L 50-64	12508
F-Throws made per game	14.3	12.0				
REBOUNDS	337	316	* = Conference game			
Rebounds per game	33.7	31.6				
Rebounding margin	+2.1	-				
ASSISTS	160	130				
Assists per game	16.0	13.0				
TURNOVERS	111	120				
Turnovers per game	11.1	12.0				
Turnover margin	+0.9	-				
Assist/turnover ratio	1.4	1.1				
STEALS	46	51				
Steals per game	4.6	5.1				
BLOCKS	30	41				
Blocks per game	3.0	4.1				
ATTENDANCE	63344	47842				
Home games-Avg/Game	6-10557	4-11960				
Neutral site-Avg/Game	-	0-0				

Score by Periods	1st	2nd	Totals
Pitt	327	380	707
Opponents	353	352	705