



**UNIVERSITY OF MIAMI
ATHLETIC MEDIA RELATIONS**

DEPARTMENT of INTERCOLLEGIATE ATHLETICS

CORAL GABLES, FLORIDA 33146 • TELEPHONE (305) 284-3249 • FAX (305) 284-2807

ASST. SID/VOLLEYBALL CONTACT: Bryan J. Harvey • EMAIL: bharvey@miami.edu

2008 Schedule/Results

Overall: 20-5

ACC: 8-5

Century Tel Premier - San Marcos, Texas

Aug. 29	vs. Sacramento State	W, 3-0
	at Texas State	W, 3-1
Aug. 30	vs. Texas-Pan Am	W, 3-0
	vs. Louisiana-Monroe	W, 3-0

Hurricane Invitational - Coral Gables, Fla.

Sept. 4	South Dakota State	W, 3-0
Sept. 6	Alabama	W, 3-1
	Virginia Commonwealth	W, 3-0

Asics/Coca-Cola Invitational- San Francisco, Calif.

Sept. 12	vs. Villanova	W, 3-1
Sept. 13	vs. Sacramento State	W, 3-0
	at San Francisco	W, 3-2

Sept. 19 Florida State* W, 3-1

Sept. 20 at Florida Atlantic W, 3-0

Sept. 25 at Duke* W, 3-1

Sept. 26 at Wake Forest* L, 0-3

Oct. 3 at Clemson* L, 0-3

Oct. 4 at Georgia Tech* W, 3-1

Oct. 7 Florida Atlantic W, 3-0

Oct. 10 Boston College* W, 3-0

Oct. 12 Maryland* W, 3-1

Oct. 17 N.C. State* W, 3-0

Oct. 18 North Carolina* W, 3-1

Oct. 24 at Virginia* L, 2-3

Oct. 25 at Virginia Tech* L, 1-3

Oct. 31 Duke* W, 3-0

Nov. 2 Wake Forest* L, 0-3

Nov. 7 at Maryland* 7 p.m.

Nov. 9 at Boston College* Noon

Nov. 14 Georgia Tech* 7 p.m.

Nov. 16 Clemson* 1 p.m.

Nov. 20 at North Carolina* 5 p.m.

Nov. 21 at N.C. State* 7 p.m.

Nov. 26 at Florida State* 2 p.m.

NCAA Championships

Dec. 4-6 NCAA First/Second Round TBD

Dec. 12-14 NCAA Regional TBD

Dec. 18 NCAA Semifinal TBD

Dec. 20 NCAA Final TBD

* - Atlantic Coast Conference match

All times are Eastern Standard Time (EST)

BOLD indicates home matches

Ranking according to AVCA/CBS poll at time of match

For Release: Nov. 7, 2008

Miami Looks to get Back on Track While Heading North to Maryland, Boston College for ACC Matchups



UPCOMING MATCHES

Nov. 7 at Maryland 7 p.m.



Nov. 9 at Boston College Noon

Nov. 14 Georgia Tech 7 p.m.



Live stats for this weekend's matches will be provided through Gametracker at ... www.hurricanesports.com.

All UM results of matches on Hurricanesports.com

Miami Probable Starters

No.	Name	Yr.	Pos.	Ht.	kps	pct.	dps	bps	pps
2	Lane Carico	Fr.	OH	5-11	3.22	.210	3.55	0.40	3.72
8	Angelica Ellis	Sr.	MB	6-0	2.04	.335	0.59	0.93	2.86
9	Katie Gallagher	So.	S	5-11	1.16	.297	2.40	0.43	1.75
11	Genny Mayhew	Jr.	OH	5-11	3.10	.205	2.47	0.46	3.53
32	Lici McGee	R-So.	MB	6-3	1.71	.278	0.35	1.18	2.46
36	Cassie Loessberg	Jr.	LIB	5-7	0.01	-.111	4.85	0.00	0.29
77	Ashley Woods	R-Sr.	RS	6-2	1.90	.292	0.49	0.72	2.32

2008 UNIVERSITY OF MIAMI HURRICANES ROSTER

#	Name	Pos.	Ht.	Cl.	Hometown/Previous School
2	Lane Carico	OH	5-11	Fr.	Manhattan Beach, Calif./Mira Costa HS
3	Tatiana Alvarez	DS	5-1	So.	Miami, Fla./Florida Christian School
4	Ariell Cooke	MB	6-0	So.	Oakland, Calif./Bishop O'Dowd HS
6	Maria Andersson	OH	5-10	So.	Angelholm, Sweden/Allebergsgymnasiet
7	Bridget Bomhack	OH/S	6-0	Sr.	Waukesha, Wis./Catholic Memorial HS
8	Angelica Ellis	MB	6-0	Sr.	Houston, Texas/Alief Taylor HS
9	Katie Gallagher	S	5-11	So.	Winter Park, Fla./Lake Highland HS
11	Genny Mayhew	OH	5-11	Jr.	Clovis, Calif./Clovis HS
16	Griffin Udelson	DS	5-7	Jr.	Attleboro, Mass./Bishop Feehan HS
17	Christine Williamson	OH	5-11	R-Fr.	Tampa, Fla./Plant HS
21	Ali Becker	MB	6-1	Fr.	Katy, Texas/Cinco Ranch HS
32	Lici McGee	MB	6-3	R-So.	Warr Acres, Okla./Putnam City Original HS
36	Cassie Loessberg	LIB	5-7	Jr.	Sacramento, Calif./St. Francis HS
77	Ashley Woods	RS	6-2	R-Sr.	Round Rock, Texas/Stony Point HS

Head Coach – Nicole Lantagne Welch (Maryland, 1994), Eighth Season

Asst. Coach – Felix Hou (Shanghai Physical Education Institute, 1986), First Season

Asst. Coach – Laura Kuhn (Georgia Tech, 2005), First Season

Student Manager – Kelley Schoonover

Trainer - Kelly Donahue

**Follow the Hurricanes at
www.hurricanesports.com**

THE FACTS...

Once again, the Miami Hurricanes enter the weekend looking for a chance to get themselves back into the race for the ACC title. After finishing in second place midway through the first half, the 'Canes started off the second half with another split with Duke and Wake Forest. UM defeated Duke in straight sets at home last weekend, but fell once again to Wake Forest in straight sets.

The Hurricanes are riding their best overall record since joining the ACC, and the best record since 2003 (22-9, 9-3 Big East). However, they are still three wins away from tying their best win total in ACC play as they collected 11 wins in both 2004 and 2005, but finished 17-9 (2004) and 16-14 (2005) overall. The current 20-5 record is just the third 20-win campaign since the program was brought back in 2001.

Miami has never won at Maryland, but they did take solace in the fact that they did knock off the Terps earlier in the year at home. For UM, it was just the third time in history they've defeated the Terps in 10 attempts.

Miami trails Clemson by two matches in the ACC race, and is currently tied for fifth place with Virginia Tech, who would earn a head-to-head decision over the 'Canes after defeating them in Blacksburg two weeks ago. However, UM is just a half-match out of second place as they've defeated all three teams with a loss better than the Hurricanes ... Georgia Tech (once), Duke (sweep) and North Carolina (once).

The Hurricanes have been getting a very solid hitting performance from Genny Mayhew of late, and the play of Lane Carico has been as solid as ever. The best play, however, of the last four or five matches for UM has come from two seniors in Ashley Woods and Angelica Ellis. Both players have been very solid on kills at the net, and their blocking has been very sharp.

UM has been seeing several double-doubles of late as at least one player has had a double-double in a match since Oct. 18 against North Carolina. This weekend does pose a problem for UM in the fact that Maryland uses a two-setter system, and that has caused problems for the 'Canes this season in some matches. They were unable to solve the two-set attack from Wake Forest, as well as Virginia Tech.

The Hurricanes have not won both matches in a road series this year, and, in fact, have not won both matches in a road stretch since Sept. 20-21, 2007 when they defeated Virginia (3-2) and Virginia Tech (3-2). UM is seeking its first road win since Oct. 4 when they defeated Georgia Tech in Atlanta.

ON MARYLAND...

Maryland snapped their 10-match losing skid last weekend with a win over North Carolina State, but fell the two days later against North Carolina, 3-0. Maryland sits with a very unusual record of 6-19 (2-11 ACC), but still is one of the more scrappy teams in the league, and extremely talented. The Terps' Mary Beth Brown moved into third place in school history in the blocks category two weeks ago with three blocks against Wake Forest. She now holds 424 blocks in her career for UM.

The Terps are led by Katie Usher with 225 kills on the campaign while also holding a team-best 79 blocks under her belt. Behind her on offense is Maggie Schmelzle with 168 kills and a team second-best 243 digs. The offense is set up by setters Hayley Hanson (427 assists) and Sharon Strizak (304 assists).

ON BOSTON COLLEGE...

The Boston College Eagles enter this weekend's matches with a record of 7-18 (1-12 ACC). They are led by the powerful play of outside hitters Jordan Meredith (267 kills / 185 digs) and Taylor Williams (221 kills / 26 service aces). The team picked up their first ACC win of the season last

Atlantic Coast Conference

2008 ACC STANDINGS

<u>School</u>	<u>ACC</u>	<u>Overall</u>
Clemson	10-3	18-6
Georgia Tech	9-4	17-6
Duke	9-4	18-7
North Carolina	9-4	15-9
Miami	8-5	20-5
Virginia Tech	8-5	17-7
Florida State	7-6	15-8
Wake Forest	7-6	16-9
Virginia	5-8	13-12
North Carolina State	3-10	9-19
Maryland	2-11	6-19
Boston College	1-12	7-18

UPCOMING ACC SCHEDULE

Friday, Nov. 7

Clemson at Duke	7:00 p.m.
Georgia Tech at Wake Forest	7:00 p.m.
Miami at Maryland	7:00 p.m.
NC State at Virginia Tech	7:00 p.m.
North Carolina at Virginia	7:00 p.m.
Florida State at Boston College	8:00 p.m.

Saturday, Nov. 8

Florida State at Maryland	7:00 p.m.
NC State at Virginia	7:00 p.m.
North Carolina at Virginia Tech	7:00 p.m.
Clemson at Wake Forest	TBA
Georgia Tech at Duke	TBA

Sunday, Nov. 9

Miami at Boston College	12:00 p.m.
-------------------------------	------------

Wednesday, Nov. 12

Wake Forest at NC State	7:30 p.m.
-------------------------------	-----------

Thursday, Nov. 13

Duke at North Carolina	7:00 p.m.
------------------------------	-----------

Friday, Nov. 14

Boston College at Virginia Tech	3:00 p.m.
Clemson at Florida State	7:00 p.m.
Duke at NC State	7:00 p.m.
Georgia Tech at Miami	7:00 p.m.
Maryland at Virginia	7:00 p.m.

Saturday, Nov. 15

Maryland at Virginia Tech	6:00 p.m.
Boston College at Virginia	7:00 p.m.

Head Coach ... Nicole Lantagne Welch



Nicole Lantagne Welch enters her eighth season at the helm of the University of Miami women's volleyball program. Under her guidance since 2001, the team has posted winning records in five of the last seven seasons, including a second-place finish in the team's first year in ACC play in 2004.

In the 2006 season-opener, Lantagne Welch recorded her 100th career win with a 3-2 victory over Alabama. In 2007, UM finished 14-17 overall and 8-14 in ACC play, pushing Lantagne Welch's career record to 125-81 overall in seven seasons as a head coach, all at Miami.

Her career at UM is highlighted by two consecutive seasons with at least 20 wins (2003 & 2004) and a trip to the Sweet 16 in the Hurricanes' first-ever appearance at the NCAA Tournament in 2002. In her seven seasons at the helm, the Hurricanes have averaged 17.8 wins per season.

Lantagne Welch played at the University of Maryland from 1990-1993. As a four-year starting setter, she guided the Terrapins to their first-ever Atlantic Coast Conference Championship and an automatic berth to the NCAA Tournament in 1990. As a top collegiate setter, Lantagne Welch garnered first-team All-Atlantic Coast Conference honors in 1992 and 1993, and earned second-team honors in 1991. She was also named AVCA National Player of the Week (Oct. 12, 1993) following an upset victory over Florida State.

As team captain her final two seasons, Lantagne Welch finished her outstanding collegiate career as Maryland's all-time assists, digs and matches played leader. Throughout her career at Maryland, Lantagne Welch accumulated various academic honors including ACC Honor Roll and district academic All-America as a senior. She graduated in 1994 with a Bachelor of Science degree in Business Marketing. For her accomplishments as a student-athlete, Lantagne Welch was named to the Atlantic Coast Conference 50th Anniversary Volleyball Team along with five other Terrapins from teams of the 1990s.

Lantagne Welch began her coaching career in 1994 as an assistant coach on the Maryland staff before becoming a graduate assistant coach at Ohio University in 1995. At Ohio, she developed training sessions for setters and assisted in the scouting of opponents and in the development of game plans.

Lantagne Welch arrived at Miami after serving as an assistant coach at Texas A&M. During her three seasons there, the Aggies finished ranked in the top 20 and qualified for the NCAA Tournament each season (1997-99). In 1999, Texas A&M advanced to the elite eight of the NCAA Tournament, compiling a 28-6 record and a No. 9 final ranking.

Under Lantagne Welch's training, Aggie setter Jenna Moscovic was named the 1999 Big 12 Conference Freshman of the Year and named to the All-American Freshman Team by Volleyball Magazine. As a sophomore, Moscovic was selected to the 2000 All-Big 12 Team and All-District 5 Team. Lantagne Welch also played a major role in bringing the Aggies back-to-back Top 10 recruiting classes. The 1999 class was ranked in the Top 10 by Student Sports Magazine and the 1998 class was ranked sixth by Volleyball Magazine.

In 2002, she married Wesley Paul Welch of Denver City, Texas, in her hometown of Encinitas, Calif. On Dec. 7th, 2004, the couple celebrated the birth of their daughter, Riley Jaye and on April 8, 2007, son Ayden Fletcher was born. Lantagne Welch and her family reside in Miami.

HURRICANES RECORD VS. CONFERENCES

Atlantic Coast	8-5
Big East	1-0
Big Sky	1-0
Colonial Athletic Association.....	1-0
Great West	2-0
Southeastern	1-0
Southland	1-0
The Summit League	1-0
Sun Belt	3-0
West Coast.....	1-0

CBS Sports/AVCA Division I Top 25 Poll

#	School	Record	Previous
1.	Penn State (60)	24-0	1
2.	Stanford	19-3	4
3.	Nebraska	21-1	2
4.	Texas	17-3	3
5.	Washington	17-4	6
6.	California	19-3	4
7.	Hawai'i	19-3	8
8.	Oregon	19-5	7
9.	UCLA	15-7	9
10.	Southern California	13-7	12
11.	Wichita State	24-0	10
12.	Florida	19-2	11
13.	Colorado State	19-2	14
14.	San Diego	18-3	15
15.	Kansas State	20-4	16
16.	Illinois	17-5	17
17.	Minnesota	18-6	13
18.	Purdue	19-5	20
19.	Kentucky	22-3	21
20.	Michigan	18-6	18
21.	Saint Louis	20-4	23
22.	Santa Clara	15-6	24
23.	Pepperdine	16-5	19
24.	Utah	17-5	NR
25.	San Francisco	19-5	22

UM Muscle Milk Player of the Week

<u>Student-Athlete</u>	<u>Sport</u>	<u>Date</u>
Laron Byrd	Football	Nov. 3
Aldarius Johnson	Football	Nov. 3
Vikki Alonzo	Soccer	Oct. 27
Jacory Harris	Football	Oct. 20
JC Whitner	Men's Tennis	Oct. 13
Travis Benjamin	Football	Oct. 6
Bianca Eichkorn	Women's Tennis	Sept. 29
Graig Cooper	Football	Sept. 22
Katie Gallagher	Volleyball	Sept. 15
Vikki Alonzo	Soccer	Sept. 8

ACC PLAYER OF THE WEEK

September

- 1 - Alison Campbell (Fr., OH), Georgia Tech
- 9 - Rachael Moss (Sr., OH), Duke
- 15 - Brianna Barry (Jr., MB), Florida State
Kelsey Jones (So., S), Wake Forest
- 22 - Lane Carico (Fr., OH), Miami
- 29 - Aiwane Iboaya (Sr., MB), N.C. State

October

- 6 - Lauren Dickson (Jr., OH), Virginia
- 13 - Danielle Hepburn (Sr., MB), Clemson
- 20 - Lane Carico (Fr., OH), Miami
- 27 - Stephanie Neville (So., OH), Florida State

November

- 3 - Danielle Hepburn (Sr., MB), Clemson



boston college EAGLES



clemson university TIGERS



duke university BLUE DEVILS



florida state university SEMINOLES



georgia tech YELLOW JACKETS



university of maryland TERRAPINS



university of miami HURRICANES



university of north carolina TAR HEELS



north carolina state university WOLFPACK



university of virginia CAVALIERS



virginia tech HOKIES



wake forest university DEMON DEACONS



Miami's Record When...

When Playing at Home	10-1
When Playing on the Road	5-4
On a Neutral Floor	5-0
In night matches	13-4
In day matches	7-1
In Tournament Play.....	10-0
In the Atlantic Coast Conference.....	8-5
ACC Home Record.....	6-1
ACC Away Record	2-4
ACC Night Record	6-4
ACC Day Record	1-0
vs. CBS Sports/AVCA Top 25	0-0
vs. Top 25 at Home.....	0-0
vs. Top 25 on the Road	0-0
When Recording Less than 40 Kills	3-1
When Recording 40-49 Kills	8-3
When Recording 50-59 Kills	5-0
When Recording 60-69 Kills	4-1
When Recording 70-79 Kills	0-0
When Recording More than 80 Kills.....	0-0
When Recording 1-3 Aces.....	1-4
When Recording 4-6 Aces.....	8-1
When Recording 7-9 Aces.....	9-0
When Recording 10 or more Aces	2-0
When Recording 0-5 Blocks	4-2
When Recording 6-10 Blocks	12-2
When Recording 11-15 Blocks	3-1
When Recording 16-20 Blocks	1-0
When Recording 21-25 Blocks	0-0
When Recording More than 25 Blocks.....	0-0
When Recording Less than 30 Digs.....	0-0
When Recording 31-50 Digs	8-0
When Recording 51-70 Digs	9-4
When Recording 71-90 Digs	2-0
When Recording 91-110 Digs	1-1
When Recording More than 110 Digs	0-0
When No Hurricanes Reach 10+ Kills	3-0
When One 'Cane Reaches 10+ Kills	4-3
When Multiple 'Canes Reach 10+ Kills	13-2
When No Opponents Reach 10+ Kills	7-0
When One Opponent Reaches 10+ Kills.....	4-2
When Multiple Opponents Reach 10+ Kills	9-3
When No Hurricanes Reach 10+ Digs.....	1-0
When One 'Cane Reaches 10+ Digs.....	4-1
When Multiple 'Canes Reach 10+ Digs	15-4
When No Opponents Reach 10+ Digs.....	4-0
When One Opponent Reaches 10+ Digs	5-1
When Multiple Opponents Reach 10+ Digs.....	11-4
When Miami has more Total Attempts	5-3
When Opponent has more Total Attempts	14-1
When Total Attempts are tied	1-1
When Miami has more Assists	16-1
When Opponent has more Assists	2-4
When Assists are Tied	2-0
When wearing White Jerseys	8-0
When wearing Orange Jerseys.....	6-3
When wearing Green Jerseys.....	6-2

INDIVIDUAL MARKS

MIAMI DOUBLE-DOUBLES

Lane Carico (12)

- 8/29 at Texas State (15 kills, 11 digs)
- 9/6 vs. Alabama (10 kills, 16 digs)
- 9/13 at San Francisco (10 kills, 19 digs)
- 9/19 vs. Florida State (16 kills, 13 digs)
- 9/20 at Florida Atlantic (12 kills, 13 digs)
- 9/25 at Duke (21 kills, 12 digs)
- 9/26 at Wake Forest (13 kills, 12 digs)
- 10/4 at Georgia Tech (13 kills, 15 digs)
- 10/12 vs. Maryland (17 kills, 17 digs)
- 10/18 vs. North Carolina (18 kills, 21 digs)
- 10/24 at Virginia (20 kills, 27 digs)
- 11/2 vs. Wake Forest (14 kills, 11 digs)

Genny Mayhew (10)

- 8/29 vs. Sacramento State (10 kills, 14 digs)
- 8/29 at Texas State (15 kills, 13 digs)
- 9/4 vs. South Dakota State (13 kills, 12 digs)
- 9/19 vs. Florida State (13 kills, 13 digs)
- 9/25 at Duke (18 kills, 13 digs)
- 10/4 at Georgia Tech (20 kills, 13 digs)
- 10/12 vs. Maryland (10 kills, 14 digs)
- 10/18 vs. North Carolina (14 kills, 14 digs)
- 10/24 at Virginia (10 kills, 17 digs)
- 10/31 vs. Duke (14 kills, 11 digs)

Katie Gallagher (10)

- 9/6 vs. Alabama (40 assists, 12 digs)
- 9/19 vs. Florida State (39 assists, 11 digs)
- 9/25 at Duke (52 assists, 10 digs)
- 9/26 at Wake Forest (24 assists, 11 digs)
- 10/4 at Georgia Tech (48 assists, 13 digs)
- 10/18 vs. North Carolina (43 assists, 16 digs)
- 10/24 at Virginia (51 assists, 23 digs)
- 10/25 at Virginia Tech (38 assists, 12 digs)
- 10/31 vs. Duke (35 assists, 14 digs)
- 11/2 vs. Wake Forest (25 assists, 12 digs)

Lici McGee (1)

- 9/19 vs. Florida State (10 kills, 11 blocks)

HURRICANES VB MEDIA POLICY**KNIGHT SPORTS COMPLEX**

Press row for University of Miami volleyball matches is located on the north side of the court at the James L. Knight Sports Complex, across from the team benches. The media entrance to the arena is from the southwest corner of the Complex, and the southwest entrance is also used for Will Call pick-up of credentials. Parking is located in either the lot for Mark Light Field, or Cobb Stadium directly adjacent to the Knight Sports Complex.

MEDIA & PHOTO PASSES

Credentials for Hurricanes home matches are issued for working media only and must be requested through the sports media relations office at least 24 hours prior to the selected home event you wish to attend. Credentials are issued on a match-by-match basis and a formal request must be issued to the Miami Sports Media Relations Office. Only photographers on assignment from an accredited media agency will be issued credentials. Photographers are required to abide by the guidelines set forth by the NCAA on shooting limitations from the sidelines. Those not complying with the guidelines may be removed.

MEDIA SERVICES

Pregame media supplements including notes, statistics, media guides and gameday programs will be available prior to the start of the first set. Between-game and final statistics, plus a running play-by-play and post game notes will be provided. Final statistics will be emailed and/or faxed via Miami's broadcast system following the conclusion of the match. In-game questions or concerns can be addressed on press row by Assistant Sports Information Director Bryan J. Harvey.

WEBSITES

As a general rule, fan-based web sites containing at least one or more of the following: chat rooms, message boards, recruiting information, scouting reports and links to news sites, as well as other fan-based features shall not be issued credentials to Miami volleyball matches. Local and national organizations that maintain a news-based Web site in connection with their regular newspaper or magazine, as well as radio or television broadcast, shall be issued credentials on a match-by-match basis. Live, real-time updates will not be permitted. Fan-based web sites wishing to discuss coverage and credential options should contact the Miami Sports Media Relations office at (305) 284-3244.

INTERVIEWS

Following home games, Miami head coach Nicole Lantagne Welch will return to the court to handle any media questions, and players will also be available after a brief cooling-off period following the match's conclusion. Miami's locker will be closed at all times.

TELEPHONES

Telephone lines at the Knight Sports Complex are limited to home radio and the visiting teams' "official" sports administrator/Media relations contact. All media wishing to file stories should contact Bryan J. Harvey prior to the conclusion of the game in order to make arrangements to be escorted back to the Sports Media Relations Office in order to work in a work-friendly environment. Any and all questions will be addressed in this designated area.

weekend when they defeated N.C. State at home, 3-0.

ON THE NET...

All Miami home matches this year will feature live stats through Gametracker on www.hurricanesports.com. A select number of them will feature radio broadcast through WVUM...the official student radio station for the University of Miami. That is also followed by a pair of matches on ACC Select sponsored through the Atlantic Coast Conference. The matches to be shown on ACC Select include home stands against Duke (Oct. 31) and a match at home against Clemson (Nov. 16).

MIAMI VS. MARYLAND SERIES...

The University of Miami has never won at Maryland, and looks at a record of 0-4 all-time in College Park. The 'Canes earned just their third win all-time against the Terps earlier this season at home in the James L. Knight Sports Complex. The Terps hold a commanding 7-3 advantage in the series, but Miami has split with Maryland in the series the past two years. This year could be the first-ever series sweep. Maryland, however, has won three of the last five meetings, but UM took the last matchup 3-1 in Coral Gables earlier this year on Oct. 12.

MIAMI VS. BOSTON COLLEGE SERIES...

UM holds a dominating 6-1 advantage in this series that dates back to both teams' Big East days, but the good news for BC ... they defeated the 'Canes in their last strip to Chestnut Hill, 3-0. Miami took the earlier matchup between these opponents with a record setting night, 3-0, as the 'Canes hit .416 in the match. For UM, it was their best hitting percentage as a team since 2004.

MIAMI LOOKING FOR ROAD SWEEP...

It's been since 2007 that Miami captured a road sweep of matches. The last time UM had a road sweep was at Virginia and Virginia Tech. Earlier this year, Miami came away with their first road series consecutive setback as they lost both matches against UVA and Virginia Tech last month.

LOESSBERG MAKES ACES INTO SCHOOL HISTORY...

Against North Carolina on Oct. 18, junior libero/defensive specialist Cassie Loessberg registered six service aces in the match. That last ace moved the Sacramento, California native into a tie for second place all-time in UM history for aces in a single match. She is now tied with Kristi Sprenkel who set the original second-place mark back on Oct. 24, 2001 against Nova Southeastern.

GALLAGHER, MAYHEW HAVE HISTORICAL NIGHTS...

In the loss to the Virginia Cavaliers last Friday night, sophomore setter Katie Gallagher had 51 assists to give her sole possession of second place all-time in school history for assists. Gallagher passed Mallory James (2001-04) with 2,070 assists to her credit in just two years. She trails all-time leader Jill Robinson (2003-06) by 2,867. Junior outside hitter Genny Mayhew's 17 digs added her name to an elite group of athletes in UM volleyball history as she moved into the "500 Club", now holding more than 500 kills and 500 digs in a career.

MIAMI IN THE ACC RANKINGS...

Miami may have split two matches last weekend, but the Hurricanes are still ranked in several categories in the top 10 of the ACC. Currently, as a team, UM is fourth in hitting percentage (.248) and assists (1,086), second in kills (1,205), second in service aces (146), third in digs (1,487) and seventh in blocks (207.5). Individually, UM has senior Angelica Ellis at eighth place in the ACC in hitting percentage (.330), Lane Carico sixth in kills (286) and Genny Mayhew seventh (275), as well as Katie Gallagher fifth in assists (887). Also ranked is Gallagher seventh in service aces (28) and Carico 10th (26), as well as Lici McGee fourth in in blocks (60). In the digs category, Cassie Loessberg is second overall (432).

ON THESE DATES IN HISTORY...

The upcoming dates in history have been less than desirable for the Hurricanes throughout history. Miami holds a 2-4 record on matches played on Nov. 7, and just a 1-4 mark on Nov. 9. They collected a 1-3 record on Nov. 9, 1981 with loss-

es to Miami-Dade South, Florida International (now referred to as FIU) and Florida Southern. Their one win came against Central Florida (now referred to as UCF). The last time they played a match on either of these dates was a 3-0 loss to Maryland on Nov. 9, 2007 in Coral Gables.

20-WIN SEASON IN THE BAG FOR FIRST TIME IN ACC...

After defeating ACC power Duke last Friday night in Coral Gables, the University of Miami volleyball team assured themselves their first 20-win season since joining the Atlantic Coast Conference (ACC). The 'Canes are now 20-5 overall, and have a chance to record their best record in NCAA Division I history. The current record (27-6) was set during their magical NCAA Sweet 16 run in 2002. The school record, however, is a 49-14-1 season back in 1980 when the Hurricanes were members of the old AIAW league, not associated with the NCAA.

HOME IS WHERE THE HITS ARE...

At home this year in the friendly confines of the James L. Knight Sports Complex, the 'Canes have yet to hit below a .200 clip. In fact, they are averaging a .263 hitting percentage (528-166-1375) at home. Meanwhile, opponents are being held to a .180 clip (461-207-1409) at "The Knight."

SHUTTING THE DOOR...

Miami has shutout 11 opponents this season in their first 23 matches. Last year, the Hurricanes managed eight shutouts in 2007 altogether. The 2006 class had just four and 2005 with six. The most shutouts for the Hurricanes since joining the ACC is 11 back in 2004--their first season in the league. The most under head coach Nicole Lantagne Welch is 17 back in 2002, the last year UM made it to the NCAA Tournament.

TRACKING LOESSBERG AND THE DIGS...

Junior libero Cassie Loessberg continues to jump up the charts this season as she now has 432 digs on the campaign, upping her career total to 1,302. The Sacramento, Calif. junior is just 319 digs behind the all-time leader, Jamie Grass (2001-04) for the top place in school history.

MAYHEW NAMED TO PRESEASON ALL-ACC TEAM...

Junior outside hitter Genny Mayhew was named to the Preseason All-ACC Team as voted on by head coaches around the Atlantic Coast Conference. Mayhew, a 5-foot-11 junior from Clovis, Calif. (Clovis HS), finished ninth in the conference in both kills (428) and points (465) a year ago. She also finished fourth on the squad in digs (224) and tied for fifth in blocks (43) alongside teammate Ariell


Cooke while playing in 111 games for the 'Canes.

CLEMSON PREDICTED TO WIN ACC ... AGAIN...

After finishing atop the league last season, the Clemson Tigers have been predicted to repeat as conference champs after collecting 11 of a possible 12 first place votes. Georgia Tech received the other first place vote while being predicted to finish second. Duke and North Carolina were third and fourth, while Florida State and Virginia tied for fifth, respectively.

'CANES STUMBLE IN RECORD SEEKING...

Seeking to tie or break the school record for wins to start the year (15-0, 2002), the 2008 Hurricane squad went 13-0 before falling at Wake Forest. It was, however, the second-best start for any Miami volleyball team in school history. Only one other time had the 'Canes held an undefeated record entering the month of October.





2 LANE CARICO
OH, 5-11, Fr.
Manhattan Beach, Calif.



3 TATIANA ALVAREZ
DS, 5-1, So.
Miami, Fla.



4 ARIELL COOKE
MB, 6-0, So.
Oakland, Calif.



6 MARIA ANDERSSON
OH, 5-10, So.
Angelholm, Sweden



7 BRIDGET BOMHACK
OH/S, 6-0, Sr.
Waukesha, Wisc.



8 ANGELICA ELLIS
MB, 6-0, Sr.
Houston, Texas



9 KATIE GALLAGHER
S, 5-11, So.
Winter Park, Fla.



11 GENNY MAYHEW
OH, 5-11, Jr.
Clovis, Calif.




16 GRIFFIN UDELSON
DS, 5-7, Jr.
Attleboro, Mass.



17 CHRISTINE WILLIAMSON
OH, 5-11, R-Fr.
Tampa, Fla.



21 ALI BECKER
MB, 6-1, Fr.
Katy, Texas



32 LICIE MCGEE
MB, 6-3, R-So.
Warr Acres, Okla.




36 CASSIE LOESSBERG
LIB, 5-7, Jr.
Sacramento, Calif.



77 ASHLEY WOODS
RS, 6-2, R-Sr.
Round Rock, Texas



Head Coach
NICOLE LANTAGNE WELCH
Eighth Season



Assistant Coach
FELIX HOU
First Season



Assistant Coach
LAURA KUHN
First Season



Student Manager
KELLEY SCHOONOVER



2008 University of Miami Volleyball
Miami Overall Team Statistics (as of Nov 04, 2008)
All matches



Overall record: 20-5 Conf: 8-5 Home: 10-1 Away: 5-4 Neutral: 5-0

Team Statistics	UM	OPP
ATTACK		
Kills	1205	1082
Errors	411	505
Total Attacks	3204	3278
Attack Pct	.248	.176
Kills/Set	13.7	12.3
SET		
Assists	1086	986
Attempts	2955	3102
Assist Pct	.368	.318
Assists/Set	12.3	11.2
SERVE		
Aces	146	103
Errors	156	155
Attempts	2053	1810
Serve Pct	.924	.914
Aces/Set	1.7	1.2
SERVE RECEPTIONS		
Errors	103	146
Errors/Set	1.2	1.7
Attempts	1639	1889
Reception Pct	.937	.923
DEFENSE		
Digs	1487	1374
Digs/Set	16.9	15.6
BLOCKING		
Block Solo	48	47
Block Assist	319	228
Total Blocks	207.5	161.0
Blocks Per Game	2.4	1.8
Block Errors	59	25
Ball handling errors	19	34
ATTENDANCE		
Total	4895	5388
Dates/Avg Per Date	11/445	9/599
Neutral site #/Avg	5/167	
Current win streak	0	-
Home win streak	0	-

Match wins by #sets	1st	2nd	3rd	4th	5th	Total
Miami	0	0	11	8	1	20
Opponents	0	0	3	1	1	5

Sets won by set	1st	2nd	3rd	4th	5th	Total
Miami	13	21	20	8	1	63
Opponents	12	4	5	3	1	25

Points by set	1st	2nd	3rd	4th	5th	Total
Miami	558	621	602	271	28	2080
Opponents	516	485	508	254	25	1788



2008 University of Miami Volleyball
Miami Overall Individual Statistics (as of Nov 04, 2008)
All matches



Overall record: 20-5 Conf: 8-5 Home: 10-1 Away: 5-4 Neutral: 5-0

##	Player	Attack							Set				Serve				
		sp	mp-ms	k	k/s	e	ta	pct	a	a/s	ta	pct	sa	sa/s	se	ta	pct
2	Lane Carico	88	25-25	286	3.25	110	837	.210	25	0.28	187	.134	26	0.30	27	340	.921
3	Tatiana Alvarez	17	13-0	0	0.00	0	1	.000	0	0.00	2	.000	4	0.24	3	29	.897
4	Ariell Cooke	32	15-4	35	1.09	7	84	.333	2	0.06	6	.333	0	0.00	1	9	.889
6	Maria Andersson	80	24-3	1	0.01	3	11	-.182	24	0.30	102	.235	23	0.29	25	303	.917
7	Bridget Bomhack	39	21-3	27	0.69	9	70	.257	32	0.82	96	.333	1	0.03	9	68	.868
8	Angelica Ellis	80	25-24	166	2.08	49	355	.330	8	0.10	24	.333	23	0.29	26	272	.904
9	Katie Gallagher	86	25-25	99	1.15	26	249	.293	887	10.31	1985	.447	28	0.33	24	306	.922
11	Genny Mayhew	87	25-25	275	3.16	99	833	.211	31	0.36	151	.205	15	0.17	11	318	.965
17	Christine Williamson	19	13-0	21	1.11	8	50	.260	1	0.05	5	.200	0	0.00	0	0	.000
21	Ali Becker	47	22-14	58	1.23	21	143	.259	2	0.04	5	.400	1	0.02	4	18	.778
32	Lici McGee	51	20-8	86	1.69	36	186	.269	2	0.04	14	.143	0	0.00	0	0	.000
36	Cassie Loessberg	88	25-0	1	0.01	2	11	-.091	40	0.45	257	.156	23	0.26	25	378	.934
77	Ashley Woods	77	24-19	150	1.95	41	374	.291	32	0.42	121	.264	2	0.03	1	12	.917
	MIAMI	88	25-25	1205	13.69	411	3204	.248	1086	12.34	2955	.368	146	1.66	156	2053	.924
	Opponents	88	25-25	1082	12.30	505	3278	.176	986	11.20	3102	.318	103	1.17	155	1810	.914

##	Player	Recept				Dig		Blocking					Points		
		sp	re	ta	pct	dig	dig/s	bs	ba	total	blk/s	be	bhe	pts	pts/s
2	Lane Carico	88	20	396	.949	311	3.53	3	31	34	0.39	17	1	330.5	3.76
3	Tatiana Alvarez	17	0	0	.000	3	0.18	0	0	0	0.00	0	0	4.0	0.24
4	Ariell Cooke	32	0	0	.000	11	0.34	2	18	20	0.62	2	0	46.0	1.44
6	Maria Andersson	80	18	224	.920	124	1.55	0	0	0	0.00	0	2	24.0	0.30
7	Bridget Bomhack	39	6	75	.920	53	1.36	1	8	9	0.23	0	1	33.0	0.85
8	Angelica Ellis	80	2	7	.714	50	0.62	11	63	74	0.93	3	2	231.5	2.89
9	Katie Gallagher	86	1	7	.857	218	2.53	4	33	37	0.43	8	11	147.5	1.72
11	Genny Mayhew	87	19	432	.956	218	2.51	3	34	37	0.43	12	2	310.0	3.56
17	Christine Williamson	19	0	4	1.000	4	0.21	0	8	8	0.42	0	0	25.0	1.32
21	Ali Becker	47	1	5	.800	5	0.11	3	27	30	0.64	5	0	75.5	1.61
32	Lici McGee	51	0	0	.000	20	0.39	15	45	60	1.18	11	0	123.5	2.42
36	Cassie Loessberg	88	26	422	.938	432	4.91	0	0	0	0.00	0	0	24.0	0.27
77	Ashley Woods	77	0	10	1.000	38	0.49	6	52	58	0.75	1	0	184.0	2.39
-	TEAM	-	10	-	-	-	-	-	-	-	-	-	-	-	-
	MIAMI.....	88	103	1639	.937	1487	16.90	48	319	207.5	2.36	59	19	1558.5	17.71
	Opponents.....	88	146	1889	.923	1374	15.61	47	228	161.0	1.83	25	34	1346.0	15.30



2008 University of Miami Volleyball
Miami Combined Team Statistics (as of Nov 04, 2008)
All matches



RECORD:	OVERALL	HOME	AWAY	NEUTRAL
ALL GAMES	20-5	10-1	5-4	5-0
CONFERENCE	8-5	6-1	2-4	0-0
NON-CONFERENCE	12-0	4-0	3-0	5-0

#	Player	sp	Attack				Set		Serve			Dig			Blocking					points		
			k	k/s	e	ta	pct	a	a/s	sa	se	sa/s	re	dig	dig/s	bs	ba	total	blk/s		be	bhe
2	Lane Carico	88	286	3.25	110	837	.210	25	0.28	26	27	0.30	20	311	3.53	3	31	34	0.39	17	1	330.5
3	Tatiana Alvarez	17	0	0.00	0	1	.000	0	0.00	4	3	0.24	0	3	0.18	0	0	0	0.00	0	0	4.0
4	Ariell Cooke	32	35	1.09	7	84	.333	2	0.06	0	1	0.00	0	11	0.34	2	18	20	0.62	2	0	46.0
6	Maria Andersson	80	1	0.01	3	11	-.182	24	0.30	23	25	0.29	18	124	1.55	0	0	0	0.00	0	2	24.0
7	Bridget Bomhack	39	27	0.69	9	70	.257	32	0.82	1	9	0.03	6	53	1.36	1	8	9	0.23	0	1	33.0
8	Angelica Ellis	80	166	2.08	49	355	.330	8	0.10	23	26	0.29	2	50	0.62	11	63	74	0.93	3	2	231.5
9	Katie Gallagher	86	99	1.15	26	249	.293	887	10.31	28	24	0.33	1	218	2.53	4	33	37	0.43	8	11	147.5
11	Genny Mayhew	87	275	3.16	99	833	.211	31	0.36	15	11	0.17	19	218	2.51	3	34	37	0.43	12	2	310.0
17	Christine Williamson	19	21	1.11	8	50	.260	1	0.05	0	0	0.00	0	4	0.21	0	8	8	0.42	0	0	25.0
21	Ali Becker	47	58	1.23	21	143	.259	2	0.04	1	4	0.02	1	5	0.11	3	27	30	0.64	5	0	75.5
32	Lici McGee	51	86	1.69	36	186	.269	2	0.04	0	0	0.00	0	20	0.39	15	45	60	1.18	11	0	123.5
36	Cassie Loessberg	88	1	0.01	2	11	-.091	40	0.45	23	25	0.26	26	432	4.91	0	0	0	0.00	0	0	24.0
77	Ashley Woods	77	150	1.95	41	374	.291	32	0.42	2	1	0.03	0	38	0.49	6	52	58	0.75	1	0	184.0
	TEAM	-	-	-	-	-	-	-	-	-	-	-	10	-	-	-	-	-	-	-	-	-
	MIAMI	88	1205	13.69	411	3204	.248	1086	12.34	146	156	1.66	103	1487	16.90	48	319	207.5	2.36	59	19	1558.5
	Opponents	88	1082	12.30	505	3278	.176	986	11.20	103	155	1.17	146	1374	15.61	47	228	161.0	1.83	25	34	1346.0

Team Statistics	UM	OPP
ATTACK		
Kills	1205	1082
Errors	411	505
Total Attacks	3204	3278
Attack Pct	.248	.176
Kills/Set	13.7	12.3
SET		
Assists	1086	986
Attempts	2955	3102
Assist Pct	.368	.318
Assists/Set	12.3	11.2
SERVE		
Aces	146	103
Errors	156	155
Attempts	2053	1810
Serve Pct	.924	.914
Aces/Set	1.7	1.2
SERVE RECEPTIONS		
Errors	103	146
Errors/Set	1.2	1.7
Attempts	1639	1889
Reception Pct	.937	.923
DEFENSE		
Digs	1487	1374
Digs/Set	16.9	15.6
BLOCKING		
Block Solo	48	47
Block Assist	319	228
Total Blocks	207.5	161.0
Blocks Per Game	2.4	1.8
Block Errors	59	25
Ball handling errors	19	34
ATTENDANCE		
Total	4895	5388
Dates/Avg Per Date	11/445	9/599
Neutral site #/Avg	5/167	
Current win streak	0	-
Home win streak	0	-

Date	Opponent	Score	Score by set	Att.
!Aug 29	vs Sacramento State	W 3-0	25-23,25-16,25-22	230
!Aug 29	at Texas State	W 3-1	13-25,25-20,25-23,25-15	451
!Aug 30	vs Texas-Pan American	W 3-0	25-10,25-21,25-20	219
!Aug 30	vs Louisiana-Monroe	W 3-0	25-11,25-6,25-12	211
%Sep 04	SOUTH DAKOTA STATE	W 3-0	25-17,25-12,25-21	212
%Sep 06	ALABAMA	W 3-1	22-25,25-16,25-20,25-22	217
%Sep 06	VCU	W 3-0	25-19,25-21,25-9	301
\$Sep 12	vs Villanova	W 3-1	21-25,25-16,31-29,25-22	88
\$Sep 13	vs Sacramento State	W 3-0	25-11,25-23,25-15	88
\$Sep 13	at San Francisco	W 3-2	11-25,25-19,25-17,21-25,15-10	229
*Sep 19	FLORIDA STATE	W 3-1	23-25,25-19,25-22,31-29	834
Sep 20	at Florida Atlantic	W 3-0	25-15,25-18,25-18	274
*Sep 25	at Duke	W 3-1	22-25,25-15,25-22,25-20	344
*Sep 26	at Wake Forest	L 0-3	19-25,22-25,21-25	642
*Oct 03	at Clemson	L 0-3	19-25,20-25,23-25	865
*Oct 04	at Georgia Tech	W 3-1	25-23,21-25,25-19,27-25	1704
Oct 07	FLORIDA ATLANTIC	W 3-0	25-13,25-13,25-19	287
*Oct 10	BOSTON COLLEGE	W 3-0	25-13,25-14,25-14	307
*Oct 12	MARYLAND	W 3-1	24-26,34-32,25-22,25-23	617
*Oct 17	NORTH CAROLINA STATE	W 3-0	25-16,25-20,25-17	520
*Oct 18	NORTH CAROLINA	W 3-1	20-25,25-21,25-19,25-23	581
*Oct 24	at Virginia	L 2-3	25-19,27-25,13-25,22-25,13-15	315
*Oct 25	at Virginia Tech	L 1-3	18-25,25-19,17-25,20-25	564
*Oct 31	DUKE	W 3-0	27-25,25-19,25-23	391
*Nov 02	WAKE FOREST	L 0-3	19-25,22-25,22-25	628

! = Century Tel Premier Tournament (San Marcos, Texas)
 % = Hurricane Invitational (Coral Gables, Fla.)
 \$ = Asics/Coca-Cola Invitational (San Francisco, Calif.)
 * = Atlantic Coast Conference match

Record in 3-set matches: 11-3
 Record in 4-set matches: 8-1
 Record in 5-set matches: 1-1



2008 University of Miami Volleyball
Miami Team Match-by-Match (as of Nov 04, 2008)
All matches



Date	Opponent	sp	attack				set			serve				recept			dig	blocking			bhe	points	score	
			k	e	ta	pct	a	ta	pct	sa	se	ta	pct	re	ta	pct		bs	ba	be				total
Aug 29, 2008	vs Sacramento State	3	41	18	119	.193	35	99	.354	5	8	74	.892	5	56	.911	59	0	18	0	9.0	0	55.0	3-0
Aug 29, 2008	at Texas State	4	52	19	139	.237	44	122	.361	7	7	89	.921	6	81	.926	65	1	4	0	3.0	0	62.0	3-1
Aug 30, 2008	vs Texas-Pan American	3	41	6	101	.347	37	87	.425	6	4	73	.945	3	48	.938	50	2	12	0	8.0	0	55.0	3-0
Aug 30, 2008	vs Louisiana-Monroe	3	31	6	63	.397	28	50	.560	12	9	74	.878	2	22	.909	40	2	16	1	10.0	0	53.0	3-0
Sep 04, 2008	SOUTH DAKOTA STATE	3	48	12	102	.353	42	93	.452	4	10	73	.863	2	46	.957	53	4	2	2	5.0	0	57.0	3-0
Sep 06, 2008	ALABAMA	4	52	16	138	.261	49	134	.366	7	7	96	.927	5	74	.932	68	2	8	6	6.0	3	65.0	3-1
Sep 06, 2008	VCU	3	36	8	90	.311	32	85	.376	9	8	74	.892	3	46	.935	44	4	8	3	8.0	0	53.0	3-0
Sep 12, 2008	vs Villanova	4	60	21	145	.269	53	103	.515	3	12	97	.876	7	77	.909	51	0	20	1	10.0	2	73.0	3-1
Sep 13, 2008	vs Sacramento State	3	41	10	96	.323	36	81	.444	5	6	72	.917	1	43	.977	46	4	10	1	9.0	1	55.0	3-0
Sep 13, 2008	at San Francisco	5	57	18	166	.235	49	123	.398	7	8	96	.917	10	85	.882	65	1	25	5	13.5	0	77.5	3-2
Sep 19, 2008	FLORIDA STATE	4	56	22	160	.213	47	145	.324	6	9	103	.913	6	85	.929	67	8	18	4	17.0	0	79.0	3-1
Sep 20, 2008	at Florida Atlantic	3	42	14	90	.311	40	90	.444	5	6	73	.918	2	47	.957	41	0	16	1	8.0	1	55.0	3-0
Sep 25, 2008	at Duke	4	66	14	154	.338	59	144	.410	4	6	96	.938	2	77	.974	66	2	15	0	9.5	2	79.5	3-1
Sep 26, 2008	at Wake Forest	3	33	18	132	.114	29	133	.218	2	6	64	.906	2	68	.971	58	4	10	6	9.0	1	44.0	0-3
Oct 03, 2008	at Clemson	3	43	23	128	.156	38	121	.314	1	1	63	.984	2	70	.971	57	0	2	3	1.0	0	45.0	0-3
Oct 04, 2008	at Georgia Tech	4	64	19	156	.288	60	153	.392	7	7	97	.928	3	86	.965	71	0	23	3	11.5	3	82.5	3-1
Oct 07, 2008	FLORIDA ATLANTIC	3	44	18	90	.289	41	88	.466	9	5	73	.932	2	44	.955	37	2	12	0	8.0	1	61.0	3-0
Oct 10, 2008	BOSTON COLLEGE	3	35	3	77	.416	31	73	.425	8	3	73	.959	4	37	.892	38	1	8	0	5.0	0	48.0	3-0
Oct 12, 2008	MARYLAND	4	64	25	167	.234	62	171	.363	8	6	107	.944	7	99	.929	70	1	20	6	11.0	0	83.0	3-1
Oct 17, 2008	NORTH CAROLINA STATE	3	40	13	102	.265	35	95	.368	10	5	73	.932	2	47	.957	49	2	4	1	4.0	1	54.0	3-0
Oct 18, 2008	NORTH CAROLINA	4	59	22	181	.204	53	173	.306	8	2	93	.978	3	81	.963	98	1	14	4	8.0	0	75.0	3-1
Oct 24, 2008	at Virginia	5	64	38	199	.131	63	200	.315	3	8	100	.920	6	105	.943	102	2	20	4	12.0	2	79.0	2-3
Oct 25, 2008	at Virginia Tech	4	42	21	141	.149	39	142	.275	4	5	81	.938	6	85	.929	60	3	14	3	10.0	0	56.0	1-3
Oct 31, 2008	DUKE	3	48	12	122	.295	43	113	.381	4	3	75	.960	9	59	.847	65	2	12	3	8.0	1	60.0	3-0
Nov 02, 2008	WAKE FOREST	3	46	15	146	.212	41	137	.299	2	5	64	.922	3	71	.958	67	0	8	2	4.0	1	52.0	0-3
		88	1205	411	3204	.248	1086	2955	.368	146	156	2053	.924	103	1639	.937	1487	48	319	59	207.5	19	1558.5	
Opponents		88	1082	505	3278	.176	986	3102	.318	103	155	1810	.914	146	1889	.923	1374	47	228	25	161.0	34	1346.0	

Sets played: 88
 Kills per set: 13.69
 Assists per set: 12.34

Service aces per set: 1.66
 Digs per set: 16.90
 Blocks per set: 2.36

Points per set: 17.71
 Ball handling errors per set: 0.22
 Reception errors per set: 1.17



2008 University of Miami Volleyball
Miami Opponent Match-by-Match (as of Nov 04, 2008)
All matches



OPPONENT STATS

Date	Opponent	sp	attack				set			serve				recept			dig	blocking			bhe	points	score	
			k	e	ta	pct	a	ta	pct	sa	se	ta	pct	re	ta	pct		bs	ba	be				total
Aug 29, 2008	vs Sacramento State	3	28	21	120	.058	27	102	.265	5	7	63	.889	5	66	.924	54	2	6	0	5.0	0	38.0	3-0
Aug 29, 2008	at Texas State	4	49	21	143	.196	42	127	.331	6	4	86	.953	7	82	.915	53	1	14	0	8.0	0	63.0	3-1
Aug 30, 2008	vs Texas-Pan American	3	36	21	112	.134	31	100	.310	3	4	52	.923	6	69	.913	47	0	2	0	1.0	0	40.0	3-0
Aug 30, 2008	vs Louisiana-Monroe	3	12	21	76	-.118	8	67	.119	2	8	30	.733	12	64	.812	22	1	0	2	1.0	0	15.0	3-0
Sep 04, 2008	SOUTH DAKOTA STATE	3	26	15	104	.106	21	102	.206	2	6	52	.885	4	63	.937	38	4	2	3	5.0	2	33.0	3-0
Sep 06, 2008	ALABAMA	4	51	22	149	.195	49	148	.331	5	10	84	.881	7	89	.921	65	3	10	2	8.0	4	64.0	3-1
Sep 06, 2008	VCU	3	30	21	100	.090	28	100	.280	3	4	50	.920	9	65	.862	38	0	10	2	5.0	1	38.0	3-0
Sep 12, 2008	vs Villanova	4	52	24	132	.212	50	113	.442	7	12	92	.870	3	83	.964	55	1	6	0	4.0	1	63.0	3-1
Sep 13, 2008	vs Sacramento State	3	31	21	106	.094	31	77	.403	1	3	50	.940	5	65	.923	38	0	2	1	1.0	2	33.0	3-0
Sep 13, 2008	at San Francisco	5	60	25	166	.211	53	136	.390	10	4	96	.958	7	86	.919	73	3	7	1	6.5	2	76.5	3-2
Sep 19, 2008	FLORIDA STATE	4	58	27	159	.195	53	155	.342	6	11	96	.885	6	94	.936	75	5	10	3	10.0	1	74.0	3-1
Sep 20, 2008	at Florida Atlantic	3	27	22	92	.054	26	90	.289	2	6	53	.887	5	67	.925	23	1	12	1	7.0	0	36.0	3-0
Sep 25, 2008	at Duke	4	58	21	157	.236	53	149	.356	2	6	83	.928	4	90	.956	68	0	10	1	5.0	0	65.0	3-1
Sep 26, 2008	at Wake Forest	3	45	20	131	.191	43	126	.341	2	5	73	.932	2	58	.966	61	3	8	2	7.0	2	54.0	0-3
Oct 03, 2008	at Clemson	3	49	13	128	.281	41	114	.360	2	4	74	.946	1	62	.984	53	2	4	1	4.0	1	55.0	0-3
Oct 04, 2008	at Georgia Tech	4	59	20	160	.244	53	157	.338	3	6	93	.935	7	90	.922	60	3	14	0	10.0	0	72.0	3-1
Oct 07, 2008	FLORIDA ATLANTIC	3	19	17	77	.026	19	85	.224	2	3	47	.936	9	68	.868	26	3	16	1	11.0	1	32.0	3-0
Oct 10, 2008	BOSTON COLLEGE	3	30	20	96	.104	30	98	.306	4	6	43	.860	8	70	.886	34	0	2	0	1.0	3	35.0	3-0
Oct 12, 2008	MARYLAND	4	64	27	174	.213	59	174	.339	7	5	104	.952	8	101	.921	69	5	14	0	12.0	2	83.0	3-1
Oct 17, 2008	NORTH CAROLINA STATE	3	31	14	101	.168	28	100	.280	2	8	55	.855	10	68	.853	45	4	4	0	6.0	2	39.0	3-0
Oct 18, 2008	NORTH CAROLINA	4	59	21	188	.202	53	180	.294	3	8	89	.910	8	91	.912	91	1	18	1	10.0	1	72.0	3-1
Oct 24, 2008	at Virginia	5	55	27	196	.143	46	192	.240	6	4	109	.963	3	91	.967	88	2	29	2	16.5	2	77.5	2-3
Oct 25, 2008	at Virginia Tech	4	60	21	150	.260	54	156	.346	6	8	93	.914	4	76	.947	68	1	16	0	9.0	4	75.0	1-3
Oct 31, 2008	DUKE	3	42	12	128	.234	39	121	.322	9	10	69	.855	4	72	.944	53	0	4	0	2.0	2	53.0	3-0
Nov 02, 2008	WAKE FOREST	3	51	11	133	.301	49	133	.368	3	3	74	.959	2	59	.966	77	2	8	2	6.0	1	60.0	0-3
		88	1082	505	3278	.176	986	3102	.318	103	155	1810	.914	146	1889	.923	1374	47	228	25	161.0	34	1346.0	
Miami		88	1205	411	3204	.248	1086	2955	.368	146	156	2053	.924	103	1639	.937	1487	48	319	59	207.5	19	1558.5	

Sets played: 88

Kills per set: 12.30

Assists per set: 11.20

Service aces per set: 1.17

Digs per set: 15.61

Blocks per set: 1.83

Points per set: 15.30

Ball handling errors per set: 0.39

Reception errors per set: 1.66



2008 University of Miami Volleyball
Miami Match-by-Match KILLS-ACES-DIGS-BLOCKS (as of Nov 04, 2008)
All matches



Opponent	Date	Score	2	3	4	6	7	8	9	11	17	21	32
			Carico,Lane	Alvarez,Tatian	Cooke,Ariell	Andersson,Ma	Bomhack,Brid	Ellis,Angelica	Gallagher,Kati	Mayhew,Genn	Williamson,Ch	Becker,Ali	McGee,Lici
vs SAC	Aug 29	3-0 W	12-2-9-3	DNP	0-0-0-0	DNP	2-0-12-3	7-1-0-2	6-1-5-1	10-0-14-3	DNP	4-0-0-6	DNP
at TXST	Aug 29	3-1 W	15-0-11-1	DNP	0-0-0-0	0-1-4-0	1-0-1-0	7-3-2-1	1-0-11-0	15-1-13-1	DNP	6-0-0-1	DNP
vs UTPA	Aug 30	3-0 W	3-0-11-0	0-0-1-0	DNP	1-4-6-0	0-0-1-0	3-0-1-0	2-2-5-1	10-0-5-2	0-0-0-0	4-0-0-2	7-0-1-4
vs ULM	Aug 30	3-0 W	1-1-8-1	0-1-0-0	3-0-1-3	0-4-2-0	3-1-3-2	7-0-1-1	1-1-2-0	5-3-6-0	4-0-3-3	1-0-1-1	4-0-3-3
SDSU	Sep 04	3-0 W	9-0-15-1	DNP	DNP	0-0-5-0	1-0-1-0	6-1-3-0	5-2-6-1	13-1-12-1	DNP	8-0-1-0	2-0-0-0
UA	Sep 06	3-1 W	10-3-16-1	DNP	DNP	0-0-3-0	0-0-9-0	4-0-2-1	6-3-12-0	15-0-4-1	DNP	6-1-0-2	5-0-1-3
VCU	Sep 06	3-0 W	9-5-9-1	0-1-0-0	0-0-0-1	0-2-3-0	3-0-1-0	4-0-1-1	5-0-6-2	5-0-5-1	0-0-1-0	6-0-0-3	3-0-1-3
vs VU	Sep 12	3-1 W	7-1-9-4	DNP	DNP	0-0-10-0	4-0-0-2	10-0-5-4	4-0-3-0	19-2-5-1	4-0-0-1	1-0-0-1	7-0-2-4
vs SAC	Sep 13	3-0 W	6-1-14-1	DNP	1-0-0-0	0-0-0-0	DNP	5-2-1-5	6-1-7-3	9-1-4-2	DNP	0-0-0-0	7-0-1-2
at USF	Sep 13	3-2 W	10-0-19-4	DNP	DNP	0-0-2-0	0-0-4-0	4-5-2-7	9-0-7-1	13-0-6-2	DNP	0-0-0-0	14-0-0-6
FS	Sep 19	3-1 W	16-1-13-1	DNP	DNP	0-0-11-0	0-0-0-0	7-2-2-4	3-2-11-2	13-1-13-4	2-0-0-1	DNP	10-0-1-11
at FAU	Sep 20	3-0 W	12-0-13-3	0-0-0-0	0-0-0-0	0-1-5-0	5-0-0-1	1-0-0-3	3-2-3-0	7-1-6-2	2-0-0-1	6-0-0-3	5-0-1-2
at DU	Sep 25	3-1 W	21-1-12-3	DNP	DNP	0-1-9-0	DNP	7-1-4-5	6-1-10-1	18-0-13-2	DNP	5-0-0-3	1-0-0-0
at WF	Sep 26	0-3 L	13-0-12-0	DNP	0-0-0-1	0-0-3-0	1-0-5-1	5-0-2-3	3-1-11-3	3-0-6-1	3-0-0-1	0-0-0-1	2-0-0-3
at CU	Oct 03	0-3 L	16-0-7-1	0-0-0-0	DNP	0-0-5-0	0-0-3-0	6-0-3-1	3-0-6-0	5-0-9-0	1-0-0-0	2-0-0-0	4-0-0-0
at GT	Oct 04	3-1 W	13-1-15-3	0-0-0-0	DNP	0-0-8-0	0-0-0-0	8-0-3-7	5-3-13-3	20-1-13-2	DNP	3-0-2-4	DNP
FAU	Oct 07	3-0 W	7-3-9-1	0-0-0-0	4-0-4-2	0-2-2-0	5-0-3-0	5-2-1-1	3-1-6-2	10-0-4-4	1-0-0-0	3-0-0-1	4-0-0-3
BC	Oct 10	3-0 W	9-1-11-2	0-0-0-0	1-0-0-3	0-2-1-0	1-0-0-0	8-2-1-1	4-2-3-1	4-1-9-1	4-0-0-0	1-0-1-0	0-0-0-0
MD	Oct 12	3-1 W	17-0-17-0	0-2-1-0	9-0-1-3	0-1-3-0	0-0-5-0	13-1-1-6	5-1-7-4	10-1-14-3	0-0-0-0	0-0-0-2	DNP
ST	Oct 17	3-0 W	12-0-7-0	0-0-0-0	0-0-0-0	0-2-5-0	1-0-1-0	7-1-1-3	1-3-7-0	8-2-6-1	0-0-0-1	2-0-0-0	2-0-0-1
NC	Oct 18	3-1 W	18-0-21-1	0-0-0-0	5-0-1-1	0-1-7-0	DNP	8-0-5-6	5-1-16-4	14-0-14-0	DNP	0-0-0-0	3-0-3-0
at VA	Oct 24	2-3 L	20-0-27-0	0-0-1-0	2-0-0-2	0-0-4-0	0-0-0-0	11-0-2-6	4-1-23-4	10-0-17-3	0-0-0-0	0-0-0-0	3-0-2-4
at VT	Oct 25	1-3 L	8-3-6-1	0-0-0-0	DNP	0-1-10-0	0-0-2-0	8-0-1-1	3-0-12-1	15-0-2-0	DNP	0-0-0-0	1-0-1-9
DU	Oct 31	3-0 W	8-2-9-1	DNP	7-0-3-4	0-0-8-0	DNP	5-2-2-3	4-0-14-2	14-0-11-0	DNP	DNP	DNP
WF	Nov 02	0-3 L	14-1-11-0	DNP	3-0-1-0	0-1-8-0	0-0-2-0	10-0-4-2	2-0-12-1	10-0-7-0	DNP	DNP	2-0-3-2



2008 University of Miami Volleyball
Miami Match-by-Match KILLS-ACES-DIGS-BLOCKS (as of Nov 04, 2008)
All matches



Opponent	Date	Score		36	77
				Loessberg,Ca	Woods,Ashley
vs SAC	Aug 29	3-0	W	0 - 1 - 19 - 0	DNP
at TXST	Aug 29	3-1	W	0 - 2 - 20 - 0	7 - 0 - 3 - 1
vs UTPA	Aug 30	3-0	W	0 - 0 - 18 - 0	11 - 0 - 1 - 5
vs ULM	Aug 30	3-0	W	0 - 1 - 10 - 0	2 - 0 - 0 - 4
SDSU	Sep 04	3-0	W	0 - 0 - 9 - 0	4 - 0 - 1 - 3
UA	Sep 06	3-1	W	0 - 0 - 20 - 0	6 - 0 - 1 - 2
VCU	Sep 06	3-0	W	0 - 1 - 16 - 0	1 - 0 - 1 - 0
vs VU	Sep 12	3-1	W	0 - 0 - 17 - 0	4 - 0 - 0 - 3
vs SAC	Sep 13	3-0	W	0 - 0 - 18 - 0	7 - 0 - 1 - 1
at USF	Sep 13	3-2	W	0 - 2 - 23 - 0	7 - 0 - 2 - 6
FS	Sep 19	3-1	W	0 - 0 - 14 - 0	5 - 0 - 2 - 3
at FAU	Sep 20	3-0	W	0 - 1 - 12 - 0	1 - 0 - 1 - 1
at DU	Sep 25	3-1	W	0 - 0 - 16 - 0	8 - 0 - 2 - 3
at WF	Sep 26	0-3	L	0 - 1 - 17 - 0	3 - 0 - 2 - 0
at CU	Oct 03	0-3	L	0 - 0 - 20 - 0	6 - 1 - 4 - 0
at GT	Oct 04	3-1	W	0 - 2 - 14 - 0	15 - 0 - 3 - 4
FAU	Oct 07	3-0	W	1 - 1 - 8 - 0	1 - 0 - 0 - 0
BC	Oct 10	3-0	W	0 - 0 - 11 - 0	3 - 0 - 1 - 1
MD	Oct 12	3-1	W	0 - 2 - 19 - 0	10 - 0 - 2 - 3
ST	Oct 17	3-0	W	0 - 2 - 22 - 0	7 - 0 - 0 - 0
NC	Oct 18	3-1	W	0 - 6 - 28 - 0	6 - 0 - 3 - 3
at VA	Oct 24	2-3	L	0 - 1 - 24 - 0	14 - 1 - 2 - 3
at VT	Oct 25	1-3	L	0 - 0 - 23 - 0	7 - 0 - 3 - 5
DU	Oct 31	3-0	W	0 - 0 - 17 - 0	10 - 0 - 1 - 4
WF	Nov 02	0-3	L	0 - 0 - 17 - 0	5 - 0 - 2 - 3



**2008 University of Miami Volleyball
Miami Match Highs (as of Nov 04, 2008)
All matches**



INDIVIDUAL MATCH HIGHS

ATTACK PERCENT (K-E-TA) minimum 12 kills

.560 (15- 1-25)	Ashley Woods at Georgia Tech (Oct 04, 2008)
.524 (13- 2-21)	Angelica Ellis vs Maryland (Oct 12, 2008)
.522 (14- 2-23)	Lici McGee at San Francisco (Sep 13, 2008)
.462 (14- 2-26)	Genny Mayhew vs Duke (Oct 31, 2008)
.432 (21- 2-44)	Lane Carico at Duke (Sep 25, 2008)
.405 (18- 1-42)	Lane Carico vs North Carolina (Oct 18, 2008)
.400 (12- 4-20)	Lane Carico at Florida Atlantic (Sep 20, 2008)
.400 (13- 1-30)	Genny Mayhew vs South Dakota State (Sep 04, 2008)
.357 (18- 3-42)	Genny Mayhew at Duke (Sep 25, 2008)
.354 (20- 3-48)	Genny Mayhew at Georgia Tech (Oct 04, 2008)

KILLS (K-E-TA)

21 (21- 2-44) 4s	Lane Carico at Duke (Sep 25, 2008)
20 (20- 3-48) 4s	Genny Mayhew at Georgia Tech (Oct 04, 2008)
20 (20-10-55) 5s	Lane Carico at Virginia (Oct 24, 2008)
19 (19- 4-47) 4s	Genny Mayhew vs Villanova (Sep 12, 2008 in San Francisco, CA)
18 (18- 1-42) 4s	Lane Carico vs North Carolina (Oct 18, 2008)
18 (18- 3-42) 4s	Genny Mayhew at Duke (Sep 25, 2008)
17 (17- 7-42) 4s	Lane Carico vs Maryland (Oct 12, 2008)
16 (16-10-44) 3s	Lane Carico at Clemson (Oct 03, 2008)
16 (16- 3-39) 4s	Lane Carico vs Florida State (Sep 19, 2008)
15 (15- 7-45) 4s	Genny Mayhew vs Alabama (Sep 06, 2008)

KILLS 3-SETS (K-E-TA)

16 (16-10-44)	Lane Carico at Clemson (Oct 03, 2008)
14 (14- 3-49)	Lane Carico vs Wake Forest (Nov 02, 2008)
14 (14- 2-26)	Genny Mayhew vs Duke (Oct 31, 2008)
13 (13- 6-40)	Lane Carico at Wake Forest (Sep 26, 2008)
13 (13- 1-30)	Genny Mayhew vs South Dakota State (Sep 04, 2008)

KILLS 4-SETS (K-E-TA)

21 (21- 2-44)	Lane Carico at Duke (Sep 25, 2008)
20 (20- 3-48)	Genny Mayhew at Georgia Tech (Oct 04, 2008)
19 (19- 4-47)	Genny Mayhew vs Villanova (Sep 12, 2008 in San Francisco, CA)
18 (18- 1-42)	Lane Carico vs North Carolina (Oct 18, 2008)
18 (18- 3-42)	Genny Mayhew at Duke (Sep 25, 2008)

KILLS 5-SETS (K-E-TA)

20 (20-10-55)	Lane Carico at Virginia (Oct 24, 2008)
14 (14- 7-34)	Ashley Woods at Virginia (Oct 24, 2008)
14 (14- 2-23)	Lici McGee at San Francisco (Sep 13, 2008)
13 (13- 3-41)	Genny Mayhew at San Francisco (Sep 13, 2008)
11 (11- 2-26)	Angelica Ellis at Virginia (Oct 24, 2008)

TOTAL ATTEMPTS (K-E-TA)

55 (20-10-55) 5s	Lane Carico at Virginia (Oct 24, 2008)
50 (14- 7-50) 4s	Genny Mayhew vs North Carolina (Oct 18, 2008)
49 (10-10-49) 5s	Lane Carico at San Francisco (Sep 13, 2008)
49 (14- 3-49) 3s	Lane Carico vs Wake Forest (Nov 02, 2008)
48 (20- 3-48) 4s	Genny Mayhew at Georgia Tech (Oct 04, 2008)
47 (10-10-47) 4s	Genny Mayhew vs Maryland (Oct 12, 2008)
47 (19- 4-47) 4s	Genny Mayhew vs Villanova (Sep 12, 2008 in San Francisco, CA)
46 (15-11-46) 4s	Lane Carico at Texas State (Aug 29, 2008)
46 (10- 9-46) 5s	Genny Mayhew at Virginia (Oct 24, 2008)
45 (15- 7-45) 4s	Genny Mayhew vs Alabama (Sep 06, 2008)

TOTAL ATTEMPTS 3-SETS (K-E-TA)

49 (14- 3-49)	Lane Carico vs Wake Forest (Nov 02, 2008)
44 (16-10-44)	Lane Carico at Clemson (Oct 03, 2008)
40 (13- 6-40)	Lane Carico at Wake Forest (Sep 26, 2008)
33 (12- 3-33)	Lane Carico vs North Carolina State (Oct 17, 2008)
32 (12- 3-32)	Lane Carico vs Sacramento State (Aug 29, 2008 in San Marcos, Texas)

TOTAL ATTEMPTS 4-SETS (K-E-TA)

50 (14- 7-50)	Genny Mayhew vs North Carolina (Oct 18, 2008)
48 (20- 3-48)	Genny Mayhew at Georgia Tech (Oct 04, 2008)
47 (10-10-47)	Genny Mayhew vs Maryland (Oct 12, 2008)
47 (19- 4-47)	Genny Mayhew vs Villanova (Sep 12, 2008 in San Francisco, CA)
46 (15-11-46)	Lane Carico at Texas State (Aug 29, 2008)

TOTAL ATTEMPTS 5-SETS (K-E-TA)

55 (20-10-55)	Lane Carico at Virginia (Oct 24, 2008)
49 (10-10-49)	Lane Carico at San Francisco (Sep 13, 2008)
46 (10- 9-46)	Genny Mayhew at Virginia (Oct 24, 2008)
41 (13- 3-41)	Genny Mayhew at San Francisco (Sep 13, 2008)
34 (14- 7-34)	Ashley Woods at Virginia (Oct 24, 2008)



**2008 University of Miami Volleyball
Miami Match Highs (as of Nov 04, 2008)
All matches**



POINTS

24.0 (21- 1- 2.0) 4s	Lane Carico at Duke (Sep 25, 2008)
22.0 (20- 1- 1.0) 4s	Genny Mayhew at Georgia Tech (Oct 04, 2008)
21.5 (19- 2- 0.5) 4s	Genny Mayhew vs Villanova (Sep 12, 2008 in San Francisco, CA)
20.0 (20- 0- 0.0) 5s	Lane Carico at Virginia (Oct 24, 2008)
19.0 (18- 0- 1.0) 4s	Genny Mayhew at Duke (Sep 25, 2008)

POINTS 3-SETS

16.5 (16- 0- 0.5)	Lane Carico at Clemson (Oct 03, 2008)
15.5 (12- 2- 1.5)	Lane Carico vs Sacramento State (Aug 29, 2008 in San Marcos, Texas)
15.0 (14- 1- 0.0)	Lane Carico vs Wake Forest (Nov 02, 2008)
14.5 (9- 5- 0.5)	Lane Carico vs VCU (Sep 06, 2008)
14.5 (11- 0- 3.5)	Ashley Woods vs Texas-Pan American (Aug 30, 2008 in San Marcos, Texas)

POINTS 4-SETS

24.0 (21- 1- 2.0)	Lane Carico at Duke (Sep 25, 2008)
22.0 (20- 1- 1.0)	Genny Mayhew at Georgia Tech (Oct 04, 2008)
21.5 (19- 2- 0.5)	Genny Mayhew vs Villanova (Sep 12, 2008 in San Francisco, CA)
19.0 (18- 0- 1.0)	Genny Mayhew at Duke (Sep 25, 2008)
18.5 (18- 0- 0.5)	Lane Carico vs North Carolina (Oct 18, 2008)

POINTS 5-SETS

20.0 (20- 0- 0.0)	Lane Carico at Virginia (Oct 24, 2008)
17.0 (14- 0- 3.0)	Lici McGee at San Francisco (Sep 13, 2008)
16.5 (14- 1- 1.5)	Ashley Woods at Virginia (Oct 24, 2008)
15.0 (11- 0- 4.0)	Angelica Ellis at Virginia (Oct 24, 2008)
14.0 (13- 0- 1.0)	Genny Mayhew at San Francisco (Sep 13, 2008)



**2008 University of Miami Volleyball
Miami Match Highs (as of Nov 04, 2008)
All matches**



ASSISTS

55 (4s)	Katie Gallagher vs Maryland (Oct 12, 2008)
52 (4s)	Katie Gallagher at Duke (Sep 25, 2008)
51 (5s)	Katie Gallagher at Virginia (Oct 24, 2008)
48 (4s)	Katie Gallagher at Georgia Tech (Oct 04, 2008)
48 (4s)	Katie Gallagher vs Villanova (Sep 12, 2008 in San Francisco, CA)

ASSISTS 3-SETS

36	Katie Gallagher at Florida Atlantic (Sep 20, 2008)
36	Katie Gallagher vs South Dakota State (Sep 04, 2008)
35	Katie Gallagher vs Duke (Oct 31, 2008)
33	Katie Gallagher at Clemson (Oct 03, 2008)
32	Katie Gallagher vs Florida Atlantic (Oct 07, 2008)

ASSISTS 4-SETS

55	Katie Gallagher vs Maryland (Oct 12, 2008)
52	Katie Gallagher at Duke (Sep 25, 2008)
48	Katie Gallagher at Georgia Tech (Oct 04, 2008)
48	Katie Gallagher vs Villanova (Sep 12, 2008 in San Francisco, CA)
43	Katie Gallagher vs North Carolina (Oct 18, 2008)

ASSISTS 5-SETS

51	Katie Gallagher at Virginia (Oct 24, 2008)
45	Katie Gallagher at San Francisco (Sep 13, 2008)
5	Ashley Woods at Virginia (Oct 24, 2008)
3	Maria Andersson at Virginia (Oct 24, 2008)
2	Genny Mayhew at Virginia (Oct 24, 2008)

DIGS

28 (4s)	Cassie Loessberg vs North Carolina (Oct 18, 2008)
27 (5s)	Lane Carico at Virginia (Oct 24, 2008)
24 (5s)	Cassie Loessberg at Virginia (Oct 24, 2008)
23 (5s)	Cassie Loessberg at San Francisco (Sep 13, 2008)
23 (4s)	Cassie Loessberg at Virginia Tech (Oct 25, 2008)

DIGS 3-SETS

22	Cassie Loessberg vs North Carolina State (Oct 17, 2008)
20	Cassie Loessberg at Clemson (Oct 03, 2008)
19	Cassie Loessberg vs Sacramento State (Aug 29, 2008 in San Marcos, Texas)
18	Cassie Loessberg vs Texas-Pan American (Aug 30, 2008 in San Marcos, Texas)
18	Cassie Loessberg vs Sacramento State (Sep 13, 2008 in San Francisco, CA)

DIGS 4-SETS

28	Cassie Loessberg vs North Carolina (Oct 18, 2008)
23	Cassie Loessberg at Virginia Tech (Oct 25, 2008)
21	Lane Carico vs North Carolina (Oct 18, 2008)
20	Cassie Loessberg vs Alabama (Sep 06, 2008)
20	Cassie Loessberg at Texas State (Aug 29, 2008)

DIGS 5-SETS

27	Lane Carico at Virginia (Oct 24, 2008)
24	Cassie Loessberg at Virginia (Oct 24, 2008)
23	Cassie Loessberg at San Francisco (Sep 13, 2008)
23	Katie Gallagher at Virginia (Oct 24, 2008)
19	Lane Carico at San Francisco (Sep 13, 2008)

ACES

6	Cassie Loessberg vs North Carolina (Oct 18, 2008)
5	Angelica Ellis at San Francisco (Sep 13, 2008)
5	Lane Carico vs VCU (Sep 06, 2008)
4	Maria Andersson vs Texas-Pan American (Aug 30, 2008 in San Marcos, Texas)
4	Maria Andersson vs Louisiana-Monroe (Aug 30, 2008 in San Marcos, Texas)

BLOCKS (BS-BA)

11 (4- 7)	Lici McGee vs Florida State (Sep 19, 2008)
9 (3- 6)	Lici McGee at Virginia Tech (Oct 25, 2008)
7 (1- 6)	Angelica Ellis at San Francisco (Sep 13, 2008)
7 (0- 7)	Angelica Ellis at Georgia Tech (Oct 04, 2008)
6 (2- 4)	Angelica Ellis at Virginia (Oct 24, 2008)
6 (1- 5)	Angelica Ellis vs Maryland (Oct 12, 2008)
6 (0- 6)	Angelica Ellis vs North Carolina (Oct 18, 2008)
6 (0- 6)	Ali Becker vs Sacramento State (Aug 29, 2008 in San Marcos, Texas)
6 (0- 6)	Lici McGee at San Francisco (Sep 13, 2008)
6 (0- 6)	Ashley Woods at San Francisco (Sep 13, 2008)



**2008 University of Miami Volleyball
Miami Match Highs (as of Nov 04, 2008)
All matches**



TEAM MATCH HIGHS

ATTACK PERCENT (K-E-TA)

.416 (35- 3- 77)	vs Boston College (Oct 10, 2008)
.397 (31- 6- 63)	vs Louisiana-Monroe (Aug 30, 2008 in San Marcos, Texas)
.353 (48-12-102)	vs South Dakota State (Sep 04, 2008)
.347 (41- 6-101)	vs Texas-Pan American (Aug 30, 2008 in San Marcos, Texas)
.338 (66-14-154)	at Duke (Sep 25, 2008)
.323 (41-10- 96)	vs Sacramento State (Sep 13, 2008 in San Francisco, CA)
.311 (36- 8- 90)	vs VCU (Sep 06, 2008)
.311 (42-14- 90)	at Florida Atlantic (Sep 20, 2008)
.295 (48-12-122)	vs Duke (Oct 31, 2008)
.289 (44-18- 90)	vs Florida Atlantic (Oct 07, 2008)

KILLS (K-E-TA)

66 (66-14-154) 4s	at Duke (Sep 25, 2008)
64 (64-25-167) 4s	vs Maryland (Oct 12, 2008)
64 (64-38-199) 5s	at Virginia (Oct 24, 2008)
64 (64-19-156) 4s	at Georgia Tech (Oct 04, 2008)
60 (60-21-145) 4s	vs Villanova (Sep 12, 2008 in San Francisco, CA)
59 (59-22-181) 4s	vs North Carolina (Oct 18, 2008)
57 (57-18-166) 5s	at San Francisco (Sep 13, 2008)
56 (56-22-160) 4s	vs Florida State (Sep 19, 2008)
52 (52-16-138) 4s	vs Alabama (Sep 06, 2008)
52 (52-19-139) 4s	at Texas State (Aug 29, 2008)

KILLS 3-SETS (K-E-TA)

48 (48-12-102)	vs South Dakota State (Sep 04, 2008)
48 (48-12-122)	vs Duke (Oct 31, 2008)
46 (46-15-146)	vs Wake Forest (Nov 02, 2008)
44 (44-18- 90)	vs Florida Atlantic (Oct 07, 2008)
43 (43-23-128)	at Clemson (Oct 03, 2008)

KILLS 4-SETS (K-E-TA)

66 (66-14-154)	at Duke (Sep 25, 2008)
64 (64-25-167)	vs Maryland (Oct 12, 2008)
64 (64-19-156)	at Georgia Tech (Oct 04, 2008)
60 (60-21-145)	vs Villanova (Sep 12, 2008 in San Francisco, CA)
59 (59-22-181)	vs North Carolina (Oct 18, 2008)

KILLS 5-SETS (K-E-TA)

64 (64-38-199)	at Virginia (Oct 24, 2008)
57 (57-18-166)	at San Francisco (Sep 13, 2008)

TOTAL ATTEMPTS (K-E-TA)

199 (64-38-199) 5s	at Virginia (Oct 24, 2008)
181 (59-22-181) 4s	vs North Carolina (Oct 18, 2008)
167 (64-25-167) 4s	vs Maryland (Oct 12, 2008)
166 (57-18-166) 5s	at San Francisco (Sep 13, 2008)
160 (56-22-160) 4s	vs Florida State (Sep 19, 2008)
156 (64-19-156) 4s	at Georgia Tech (Oct 04, 2008)
154 (66-14-154) 4s	at Duke (Sep 25, 2008)
146 (46-15-146) 3s	vs Wake Forest (Nov 02, 2008)
145 (60-21-145) 4s	vs Villanova (Sep 12, 2008 in San Francisco, CA)
141 (42-21-141) 4s	at Virginia Tech (Oct 25, 2008)

TOTAL ATTEMPTS 3-SETS (K-E-TA)

146 (46-15-146)	vs Wake Forest (Nov 02, 2008)
132 (33-18-132)	at Wake Forest (Sep 26, 2008)
128 (43-23-128)	at Clemson (Oct 03, 2008)
122 (48-12-122)	vs Duke (Oct 31, 2008)
119 (41-18-119)	vs Sacramento State (Aug 29, 2008 in San Marcos, Texas)

TOTAL ATTEMPTS 4-SETS (K-E-TA)

181 (59-22-181)	vs North Carolina (Oct 18, 2008)
167 (64-25-167)	vs Maryland (Oct 12, 2008)
160 (56-22-160)	vs Florida State (Sep 19, 2008)
156 (64-19-156)	at Georgia Tech (Oct 04, 2008)
154 (66-14-154)	at Duke (Sep 25, 2008)

TOTAL ATTEMPTS 5-SETS (K-E-TA)

199 (64-38-199)	at Virginia (Oct 24, 2008)
166 (57-18-166)	at San Francisco (Sep 13, 2008)



**2008 University of Miami Volleyball
Miami Match Highs (as of Nov 04, 2008)
All matches**



ASSISTS

63 (5s) at Virginia (Oct 24, 2008)
62 (4s) vs Maryland (Oct 12, 2008)
60 (4s) at Georgia Tech (Oct 04, 2008)
59 (4s) at Duke (Sep 25, 2008)
53 (4s) vs Villanova (Sep 12, 2008 in San Francisco, CA)

ASSISTS 3-SETS

43 vs Duke (Oct 31, 2008)
42 vs South Dakota State (Sep 04, 2008)
41 vs Florida Atlantic (Oct 07, 2008)
41 vs Wake Forest (Nov 02, 2008)
40 at Florida Atlantic (Sep 20, 2008)

ASSISTS 4-SETS

62 vs Maryland (Oct 12, 2008)
60 at Georgia Tech (Oct 04, 2008)
59 at Duke (Sep 25, 2008)
53 vs Villanova (Sep 12, 2008 in San Francisco, CA)
53 vs North Carolina (Oct 18, 2008)

ASSISTS 5-SETS

63 at Virginia (Oct 24, 2008)
49 at San Francisco (Sep 13, 2008)

DIGS

102 (5s) at Virginia (Oct 24, 2008)
98 (4s) vs North Carolina (Oct 18, 2008)
71 (4s) at Georgia Tech (Oct 04, 2008)
70 (4s) vs Maryland (Oct 12, 2008)
68 (4s) vs Alabama (Sep 06, 2008)

DIGS 3-SETS

67 vs Wake Forest (Nov 02, 2008)
65 vs Duke (Oct 31, 2008)
59 vs Sacramento State (Aug 29, 2008 in San Marcos, Texas)
58 at Wake Forest (Sep 26, 2008)
57 at Clemson (Oct 03, 2008)

DIGS 4-SETS

98 vs North Carolina (Oct 18, 2008)
71 at Georgia Tech (Oct 04, 2008)
70 vs Maryland (Oct 12, 2008)
68 vs Alabama (Sep 06, 2008)
67 vs Florida State (Sep 19, 2008)

DIGS 5-SETS

102 at Virginia (Oct 24, 2008)
65 at San Francisco (Sep 13, 2008)

ACES

12 vs Louisiana-Monroe (Aug 30, 2008 in San Marcos, Texas)
10 vs North Carolina State (Oct 17, 2008)
9 vs VCU (Sep 06, 2008)
9 vs Florida Atlantic (Oct 07, 2008)
8 vs Maryland (Oct 12, 2008)

BLOCKS

17.0 vs Florida State (Sep 19, 2008)
13.5 at San Francisco (Sep 13, 2008)
12.0 at Virginia (Oct 24, 2008)
11.5 at Georgia Tech (Oct 04, 2008)
11.0 vs Maryland (Oct 12, 2008)
10.0 vs Louisiana-Monroe (Aug 30, 2008 in San Marcos, Texas)
10.0 vs Villanova (Sep 12, 2008 in San Francisco, CA)
10.0 at Virginia Tech (Oct 25, 2008)
9.5 at Duke (Sep 25, 2008)
9.0 vs Sacramento State (Sep 13, 2008 in San Francisco, CA)