



2013 @MIAMIHURRICANES FOOTBALL

University of Miami Athletic Communications • 5821 San Amaro Drive • Coral Gables, FL 33146 • HurricaneSports.com
Assistant AD / Communications (Primary Contact): Chris Yandle • E: c.yandle@miami.edu • O: 305-284-3248 • C: 786-877-9368
Secondary Contacts: Camron Ghorbi (c.ghorbi@miami.edu), Taylor McGillis (t.mcgillis@miami.edu), David Villavicencio (davidv@miami.edu)

#5THINGS

- 1 First football meeting between Miami and Florida Atlantic
- 2 Miami is playing on Friday night for the 285th time in program history and has posted a 171-103-10 record in Friday contests.
- 3 More than 75 members of the 1983 National Championship team will be honored for the 30-year reunion.
- 4 **Duke Johnson** last 4 games in 2012: 1,003 all-purpose yards, 7 TD
- 5 **Stephen Morris** last 4 games in 2012: 1,131 yards, 11 TD, 0 INT, 60% completion, 179.37 passing efficiency

GAME 1

#INFOGRAPHICNOTES

U RV/RV **MIAMI HURRICANES** (0-0)
 Head Coach: Al Golden (Penn State, 1991)
 Record at UM: 13-11 (3rd season), Career Record: 40-45 (8th season)

VS
FAU NR/NR **FLORIDA ATLANTIC OWLS** (0-0)
 Head Coach: Carl Pini (Youngstown State, 1989)
 Record at FAU: 3-9 (2nd season), Career Record: Same



August 30, 2013 • 8 p.m. ET • Miami Gardens, Fla. • Sun Life Stadium (74,916)

Series History: Friday is the first meeting between the schools

Record in Season Openers: 59-27-1 (.684)

Miami Record in Home Openers at SLS: 5-0



ESPNU • Tom Hart, *Play-by-Play* • John Congemi, *Analyst* • Brooke Weisbrod, *Sideline Reporter*
 WQAM 560 AM • Joe Zagacki, *PXP* • Don Bailey Jr., *Analyst* • Josh Darrow, *Sideline Reporter*
 RADIO CARACOL 1260 AM • Roly Martin, *PXP* • Pepe Campos, *Analyst* • Joe Martinez, *Analyst*
 WVUM 90.5 FM • Chris Wittyngham • Alex Schwartz • AJ Ricketts
 Satellite Radio • XM 191 (Home radio feed)

SCHEDULE / RESULTS

AUGUST

30 Florida Atlantic *ESPN* 8 p.m.
30th Anniversary, 1983 National Champions

SEPTEMBER

7 Florida Atlantic 12 p.m.
 21 Savannah State TBA
 28 at USF TBA

OCTOBER

5 Georgia Tech* TBA
Family Weekend
 17 at North Carolina* *ESPN* TBA
 26 Wake Forest* TBA
Employee Day

NOVEMBER

2 at Florida State* TBA
 9 Virginia Tech* TBA
Homecoming
 16 at Duke* TBA
 23 Virginia* TBA
 29 at Pittsburgh* TBA

COACHES: ON THE FIELD

Head Coach: Al Golden
 Offensive Coordinator: James Coley
 Offensive Line: Art Kehoe
 Defensive Line: Jethro Franklin
 Linebackers: Micheal Barrow
 Wide Receivers: Brennan Carroll
 Tight Ends: Larry Scott

COACHES: IN THE BOOTH

Defensive Coordinator: Mark D'Onofrio
 Running Backs: Hurlie Brown
 Defensive Backs: Paul Williams

#GREATWALLOFCORALGABLES



93

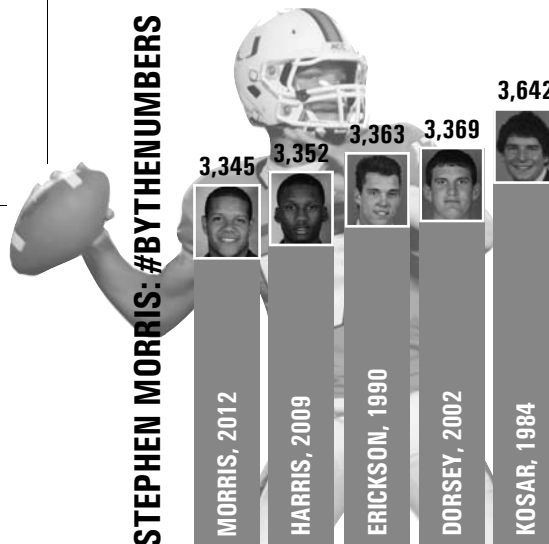
#EXPERIENCED Miami returns 93 career OL starts, which ranks 13th in the nation (stat via Phil Steele).

321

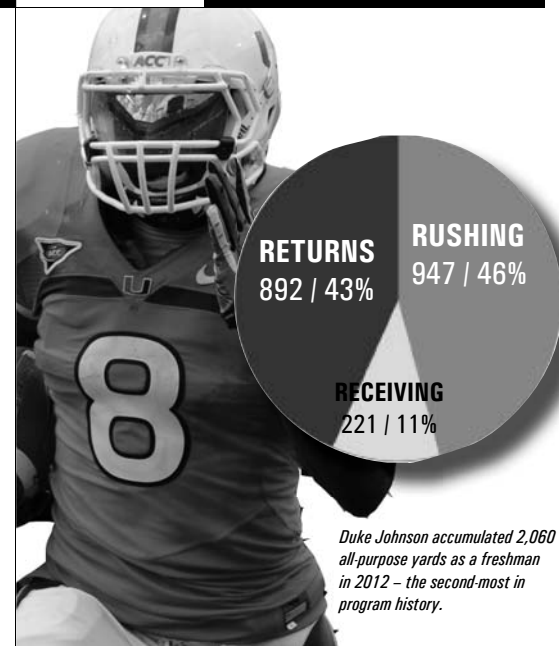
Average size of Miami's top six along the offensive line is 321 pounds.

CAREER STARTS

AVERAGE SIZE

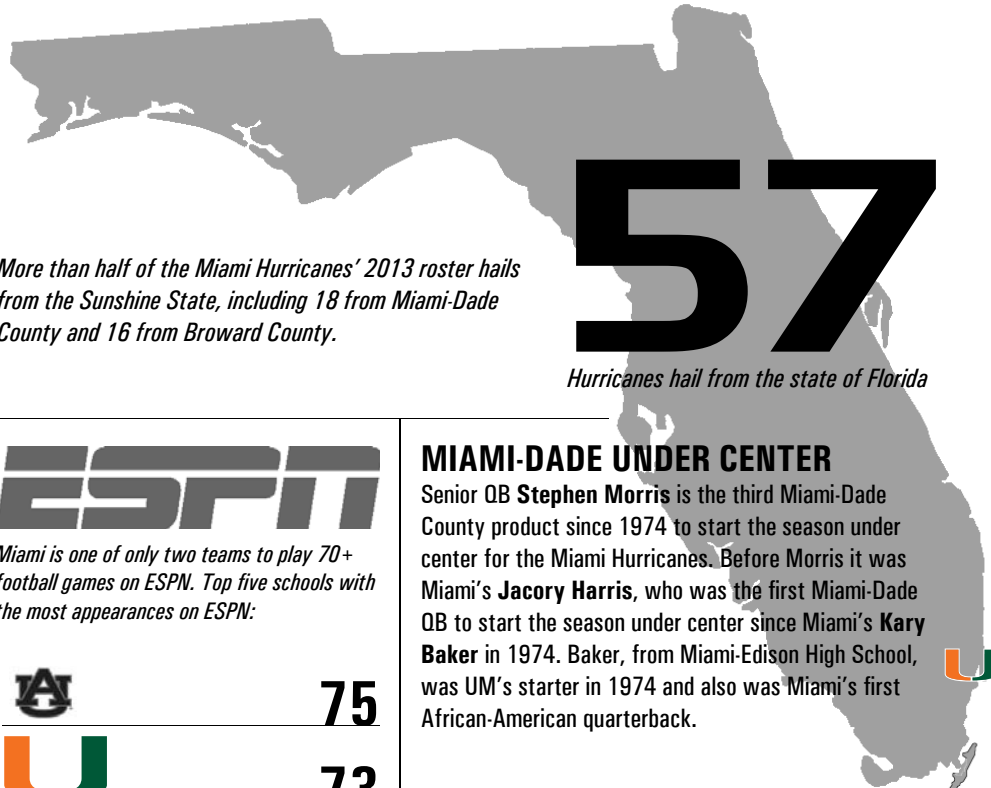


Stephen Morris threw for a career-high 3,345 yards in 2012, the fifth-highest single-season total in UM history.



Duke Johnson accumulated 2,060 all-purpose yards as a freshman in 2012 – the second-most in program history.

HOMEGROWN TALENT



More than half of the Miami Hurricanes' 2013 roster hails from the Sunshine State, including 18 from Miami-Dade County and 16 from Broward County.

Hurricanes hail from the state of Florida

26 MON	Practice (9:25 a.m.)
	Weekly Press Conference Edgerrin James Room 12-12:30 p.m. (Players) 12:30-1 p.m. (Golden)
27 TUE	Practice (9:25 a.m.)
	Post-Practice Interviews approximately 11:15 a.m.
28 WED	No Player Availability
29 THU	No Player Availability
30 FRI	GAME 1 Miami vs. FAU 8 p.m. (ESPNU)
	Postgame Press Conference Miami locker room is closed
31 SAT	Al Golden Teleconference 4:30 p.m.
	No Player Availability
1 SUN	No Player Availability



Miami is one of only two teams to play 70+ football games on ESPN. Top five schools with the most appearances on ESPN:

	75
	73
	68
	68
	66

TV appearance note courtesy of Mike Humes and the ESPN PR staff.

MIAMI-DADE UNDER CENTER

Senior QB **Stephen Morris** is the third Miami-Dade County product since 1974 to start the season under center for the Miami Hurricanes. Before Morris it was Miami's **Jacory Harris**, who was the first Miami-Dade QB to start the season under center since Miami's **Kary Baker** in 1974. Baker, from Miami-Edison High School, was UM's starter in 1974 and also was Miami's first African-American quarterback.

#FAMILYTIES

Six current players have Miami Hurricanes family ties:

- Kevin Olsen** (brother Greg Olsen was TE from 2004-06),
- Ray Lewis III** (dad Ray Lewis was LB from 1993-95),
- AJ Highsmith** (dad Alonzo Highsmith was RB from 1983-86),
- Anthony Chickillo** (dad Tony played from 1979-82, grandfather Nick Chickillo was All-America guard in 1951-52),
- Wyatt Chickillo** (cousin Anthony, uncle Tony, grandfather Nick)
- Greg Golden** (uncle Al Golden, UM head coach)



Kevin Olsen



Ray Lewis III



AJ Highsmith



Anthony Chickillo



Wyatt Chickillo



Greg Golden

HOME STATE ADVANTAGE

The Miami Hurricanes will play nine of their 12 games in the state of Florida during the 2013 season.

In fact, the Hurricanes do not leave the Sunshine State until the sixth game of the season (Oct. 17 at North Carolina) and only leave the state three times in 2013 – two trips to North Carolina and a trip to Pennsylvania to close out the regular season.

#FRIDAYNIGHTHISTORY

Miami has a rich history of playing Friday night football. Friday's season opener will be Miami's 285th Friday game in program history.
MIAMI RECORD ON FRIDAY NIGHTS: 171-103-10 **MIAMI RECORD WHEN OPENING SEASON ON FRIDAY: 21-6**

WHAT'S OLD... IS NEW AGAIN

During the offseason, the Miami Hurricanes added three "new" players to their roster for the 2013 season – P **Pat O'Donnell**, DE **David Gilbert** and DT **Justin Renfrow**. All three graduated from other universities, and – per NCAA rules – have one year eligibility remaining.


Pat O'Donnell

David Gilbert

Justin Renfrow

O'Donnell was a second-team All-BIG EAST punter at Cincinnati in 2012 and a first-team selection in 2011 ... Gilbert, a 2012 honorable mention All-Big Ten defensive lineman at Wisconsin, is slated to compete at the "rush" position for the Hurricanes ... Renfrow appeared in all 12 games for Virginia in 2012, making 11 tackles on the season.

Senior QB **Stephen Morris** enters the 2013 season with a streak of 139 consecutive pass attempts without throwing an interception. Morris is 22 consecutive passes shy of breaking into the top 10 in ACC history.

ACC TOP 10 STREAKS

1. Russell Wilson, NC State 379
2. Drew Weatherford, Florida State 270
- t3. Christian Ponder, Florida State 237
- t3. Chris Weinke, Florida State 237
5. Matt Blundin, Virginia 213
6. Thaddeus Lewis, Duke 206
7. Tanner Price, Wake Forest 181
- t8. Cullen Harper, Clemson 165
- t8. Sean Renfree, Duke 165
10. Joe Hamilton, Georgia Tech 161

CHASING HISTORY



HOME, SWEET HOME OPENERS

The Miami Hurricanes open their sixth season at Sun Life Stadium on Friday night. Miami is 5-0 all-time in home openers at Sun Life, outscoring opponents 192-40 – with an average margin of victory of 30.4 points.

Miami is 10-1 in its last 11 home season openers. > > >



MAJOR PROGRESS FROM YEAR 1 TO YEAR 2 OF @GOLDENAL ERA

CATEGORY	2011	2012
Record	6-6, 3-5 ACC	7-5, 5-3 ACC
Scoring	318 (26.5)	377 (31.4)
Passing	2,785	3,545
Total Offense	4,533	5,292
Offensive Plays	737	818
Kick Returns (KR-YDS-TD)	43-915-0	45-1,235-2
Turnover Margin	-4 (19 turnovers)	+7 (15 turnovers)
Takeaways	15 (6 INT, 9 fumbles)	22 (11 INT, 11 fumbles)
Interceptions (Defense)	6	11
TD Scored	41	45
Field Goals	11-14	19-25
Red Zone Chances	34-41 (83%)	45-52 (87%)

#EXPERIENCE

10

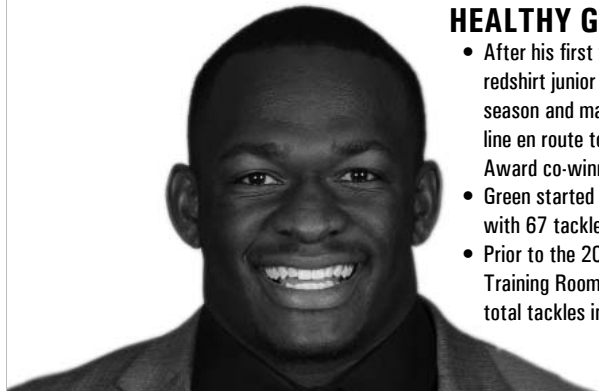
Allen Hurns (WR), Phillip Dorsett (WR), Duke Johnson (RB), Stephen Morris (QB), Clive Walford (TE), Shane McDermott (C), Jon Feliciano (OL), Seantriel Henderson (OL), Brandon Linder (OL), Malcolm Bunche (OL)

Offensive starters returning

9


Deon Bush (S), Kacy Rodgers II (S), AJ Highsmith (S), Ladarius Gunter (DB), Shayon Green (DL), Denzel Perryman (LB), Jimmy Gaines (LB), Anthony Chickillo (DE), Olsen Pierre (DL)

Defensive starters returning



HEALTHY GREEN PAYING DIVIDENDS

- After his first three injury-plagued seasons in Coral Gables, redshirt junior DE **Shayon Green** enjoyed a healthy 2012 season and made huge contributions along the defensive line en route to being named the ACC's 2012 Brian Piccolo Award co-winner in November 2012.
- Green started all 12 games and led the Hurricanes defense with 67 tackles, including 38 solo stops.
- Prior to the 2012 season, the Tifton, Ga., native and 2011 Training Room Comeback Player of the Year had just 7 total tackles in six career games.



RUN, DUKE RUN

As a freshman in 2012, RB **Duke Johnson** rushed for 947 yards, the 10th-most single-season yards in program history. He enters the 2013 season needing only 53 yards to become the 39th 1,000-yard rusher in program history.

Here's how close Duke came to becoming only the ninth player in program history to rush for 1,000 yards in a single season. > > >

PLAYER, YEAR	YARDS
1. Willis McGahee, 2002	1,753
2. Edgerrin James, 1998	1,416
3. Lamar Miller, 2011	1,272
4. Ottis Anderson, 1978	1,266
5. Clinton Portis, 2001	1,200
6. Edgerrin James, 1997	1,098
7. Danyell Ferguson, 1995	1,069
8. James Jackson, 2000	1,006
9. Jarrett Payton, 2003	985
10. DUKE JOHNSON, 2012	947

WATCH THIS WAY

Seven Miami Hurricanes players are on 11 Preseason Award Watch Lists for the 2013 season.

PAUL HORNUNG AWARD

Duke Johnson, So., RB

MAXWELL AWARD

Duke Johnson, So., RB
Stephen Morris, Sr., QB

JOHN MACKEY AWARD

Clive Walford, Jr., TE

RIMINGTON TROPHY

Shane McDermott, Jr., C

RAY GUY AWARD

Pat O'Donnell, Gr., P

OUTLAND TROPHY

Brandon Linder, Sr., OL

BILETNIKOFF AWARD

Phillip Dorsett, Jr., WR

DAVEY O'BRIEN AWARD

Stephen Morris, Sr., QB

DOAK WALKER AWARD

Duke Johnson, So., RB

WALTER CAMP PLAYER OF THE YEAR

Duke Johnson, So., RB

MANNING AWARD

Stephen Morris, Sr., QB

2013 RECORD BREAKDOWN

Current Streak	Won 2
Current Home Streak	Won 2
Current Road Streak	Won 1
Last Win	52-45 at Duke (11/24/12)
Last Road Win	52-45 at Duke (11/24/12)
Last Loss	40-41 at Virginia (11/10/12)
Last Road Loss	40-41 at Virginia (11/10/12)

	2013	AG		2013	AG
Home	0-0	8-5	More Passing Yards Than Opponent	0-0	8-6
Away	0-0	5-6	Fewer Passing Yards Than Opponent	0-0	5-4
Natural Grass	0-0	12-10	Equal Passing Yards	0-0	0-1
Artificial Turf	0-0	1-1	Pass For < 200 Yards	0-0	3-2
vs. Ranked Opponents	0-0	2-4	Pass For 200+ Yards	0-0	10-9

Leading at Halftime	0-0	11-1	Opponent Passes For < 200 Yards	0-0	7-3
Trailing at Halftime	0-0	1-10	Opponent Passes For 200+ Yards	0-0	6-8
Tied at Halftime	0-0	1-0	More Total Yards Than Opponent	0-0	9-4

Scoring First	0-0	10-3	Fewer Total Yards Than Opponent	0-0	4-7
Opponent Scoring First	0-0	3-8	Gain < 300 Total Yards	0-0	1-3
Score < 20 Points	0-0	1-5	Gain 300+ Total Yards	0-0	12-8
Score 20+ Points	0-0	12-6	Opponent Gains < 300 Total Yards	0-0	3-1
Score 30+ Points	0-0	10-2	Opponent Gains 300+ Total Yards	0-0	10-10

Score 40+ Points	0-0	6-1	Commit No Turnovers	0-0	3-3
Opponent Scores < 20 Points	0-0	8-1	Commit < 3 Turnovers	0-0	9-4
Opponent Scores 20+ Points	0-0	5-10	Commit 3+ Turnovers	0-0	1-4
Opponent Scores 30+ Points	0-0	4-6	Force < 3 Turnovers	0-0	8-9
Opponent Scores 40+ Points	0-0	1-3	Force 3+ Turnovers	0-0	5-2

Gain < 20 First Downs	0-0	5-6	Commit < 6 Penalties	0-0	5-4
Gain 20+ First Downs	0-0	8-5	Commit 6+ Penalties	0-0	8-7
Opponent Gains < 20 First Downs	0-0	5-2	3rd Down % < 25	0-0	1-1
Opponent Gains 20+ First Downs	0-0	8-9	3rd Down % 25-49	0-0	7-9

More Rushing Yards Than Opponent	0-0	4-4	3rd Down % 50+	0-0	5-1
Fewer Rushing Yards Than Opponent	0-0	9-7	Opponent 3rd Down % < 25	0-0	2-0
Rush For < 100 Yards	0-0	4-4	Opponent 3rd Down % 25-49	0-0	10-7
Rush For 100+ Yards	0-0	9-7	Opponent 3rd Down % 50+	0-0	1-4

Opponent Rushes For < 100 Yards	0-0	1-2	Trail Time of Possession	0-0	10-6
Opponent Rushes For 100+ Yards	0-0	12-9	Lead Time of Possession	0-0	3-5

#CANES ADD THREE NEW ASSISTANTS IN 2013

James Coley, **Larry Scott** and **Hurlie Brown** are the newest Miami Hurricanes assistant coaches for the 2013 season. Coley, who served the last three seasons as offensive coordinator at Florida State, was named the offensive coordinator and quarterbacks coach at the University of Miami in January. Scott, a Florida native, is the Hurricanes' newest assistant coach and oversees the tight ends. He had spent the previous eight seasons at USF. Brown was named running backs coach in early February. Brown had spent the previous two seasons as a member of Golden's staff as the senior football operations coordinator.



James Coley



Larry Scott



Hurlie Brown

HURRICANES PLAYER SPOTLIGHTS


2 • DEON BUSH • SO • S

YEAR	GP-GS	TACK	PBU	INT
2012	10-6	34	3	0
Career	10-6	34	3	0


71 • ANTHONY CHICKILLO • JR • DE

YEAR	GP-GS	TACK	SACK	TFL
2012	12-12	45	4.0	6.5
Career	24-21	83	9.0	13.0


4 • PHILLIP DORSETT • JR • WR

YEAR	GP-GS	REC	YDS	TD
2012	12-10	58	842	4
Career	24-11	72	986	5


51 • SHAYON GREEN • SR • DL

YEAR	GP-GS	TACK	SACK	TFL
2012	12-12	67	0.0	2.0
Career	18-12	75	0.0	2.5


1 • ALLEN HURNS • SR • WR

YEAR	GP-GS	REC	YDS	TD
2012	11-8	28	314	4
Career	32-15	59	729	8


8 • DUKE JOHNSON • SO • RB

YEAR	GP-GS	RUSH	RET	TD
2012	12-5	947	892	13
Career	12-5	947	892	13


17 • STEPHEN MORRIS • JR • QB

YEAR	GP-GS	YDS	TD-INT	PCT
2012	12-12	3,345	21-7	58.2
Career	23-17	4,868	28-18	57.7


16 • PAT O'DONNELL • GR • P

YEAR	GP-GS	P	YDS	AVG
2012	12-0	59	2,467	41.8
Career	38-0	174	7,405	42.6


52 • DENZEL PERRYMAN • JR • LB

YEAR	GP-GS	TACK	SACK	TFL
2012	9-6	64	0.0	6.0
Career	21-11	133	1.0	12.5

WEEK 1 DEPTH CHART *(as of Aug. 25, 2013)*
OFFENSE (PRO)

WR	1 ALLEN HURNS	6-3, 195, Sr.
	3 Stacy Coley	6-1, 180, Fr.
	80 Rashawn Scott	6-2, 203, Jr.
LT	74 ERECK FLOWERS	6-6, 315, So.
	79 Malcolm Bunche	6-7, 327, RJr.
LG	79 MALCOLM BUNCHE -OR-	6-7, 327, RJr.
	70 JON FELICIANO	6-5, 318, RJr.
C	62 SHANE MCDERMOTT	6-4, 296, RJr.
	75 Jared Wheeler	6-5, 319, Sr.
RG	65 BRANDON LINDER	6-6, 319, Sr.
	75 Jared Wheeler	6-5, 319, Sr.
RT	70 JON FELICIANO	6-5, 318, RJr.
	77 Seantrel Henderson	6-8, 345, Sr.
TE	46 CLIVE WALFORD	6-4, 259, RJr.
	82 Asante Cleveland	6-5, 260, Sr.
	85 Beau Sandland	6-6, 255, Jr.
FB	33 MAURICE HAGENS	5-11, 250, Sr.
	44 Walter Tucker	6-0, 226, Fr.
QB	17 STEPHEN MORRIS	6-2, 218, Sr.
	11 Ryan Williams	6-5, 223, Jr.
RB	8 DUKE JOHNSON	5-9, 196, So.
	25 Dallas Crawford -OR-	5-10, 196, RSo.
	23 Eduardo Clements	5-9, 192, Sr.
SLOT	6 HERB WATERS	6-2, 193, So.
	3 Stacy Coley	6-1, 180, Fr.
WR	4 PHILLIP DORSETT	5-10, 179, Jr.
	6 Herb Waters	6-2, 193, So.
	9 Malcolm Lewis	6-0, 187, So.

SPECIALISTS

P	16 PAT O'DONNELL	6-5, 220, Gr.
	18 Matt Goudis	6-0, 172, So.
FG	18 MATT GOUDIS	6-0, 172, So.
	16 Pat O'Donnell	6-5, 220, Gr.
KO	16 PAT O'DONNELL	6-5, 220, Gr.
	18 Matt Goudis	6-0, 172, So.
H	16 PAT O'DONNELL	6-5, 220, Gr.
	11 Ryan Williams	6-5, 223, RJr.
LS	57 SEAN MCNALLY	5-10, 200, RJr.
	61 Paul Kelly	6-1, 262, RSr.
SS	61 PAUL KELLY	6-1, 255, RSr.
	65 Brandon Linder	6-6, 319, Sr.
PR	4 PHILLIP DORSETT	5-10, 179, Jr.
	21 Antonio Crawford	5-11, 187, So.
KR	4 PHILLIP DORSETT	5-10, 179, Jr.
	8 Duke Johnson -OR-	5-9, 196, So.
	1 Artie Burns	6-0, 190, Fr.

DEFENSE (4-3)

DE	71 ANTHONY CHICKILLO	6-4, 277, Jr.
	90 Ufomba Kamalu	6-6, 285, Jr.
DT	96 CURTIS PORTER	6-1, 325, Sr.
	78 Justin Renfrow	6-6, 320, Sr.
DT	91 OLSEN PIERRE	6-4, 305, Jr.
	93 Luther Robinson	6-3, 303, RSr.
	99 Jelani Hamtilon	6-5, 285, So.
DE	51 SHAYON GREEN	6-3, 264, Sr.
	11 David Gilbert	6-4, 256, Sr.
	98 Al-Quadin Muhammad	6-3, 236, Fr.
OLB	34 THURSTON ARMBRISTER -OR-	6-3, 233, Jr.
	36 ALEX FIGUEROA	6-3, 235, Fr.
MLB	59 JIMMY GAINES	6-3, 240, Sr.
	56 Raphael Kirby	6-0, 235, So.
	94 Kelvin Cain	6-3, 250, Sr.
OLB	52 DENZEL PERRYMAN	6-0, 240, Jr.
	31 Tyrone Cornileus	6-2, 225, Sr.
CB	3 TRACY HOWARD	5-11, 184, So.
	21 Antonio Crawford	5-11, 187, So.
S	22 KACY RODGERS II	6-2, 212, Sr.
	30 AJ Highsmith	6-0, 208, Sr.
	2 Deon Bush	6-1, 203, So.
S	26 RAYSHAWN JENKINS	6-1, 215, So.
	28 Nantambu-Akil Fentress	5-9, 198, Jr.
CB	37 LADARIUS GUNTER	6-2, 196, Jr.
	35 Nate Dortch	5-11, 173, RFr.
	1 Artie Burns	6-0, 190, Fr.



2012 STATISTICS

RESULTS

7-5 (5-3, 1st – ACC Coastal)

DATE	UM	OPP	OPPONENT	W/L	SCORE	ATT
Sept. 1	—	—	• at Boston College	W	41-32	39,262
Sept. 8	—	21	at Kansas State	L	13-52	48,843
Sept. 15	—	—	• Bethune-Cookman	W	38-10	39,435
Sept. 22	—	RV	• at Georgia Tech	W OT	42-36	50,390
Sept. 29	RV	—	• NC State	W	44-37	38,510
Oct. 6	RV	9	vs. Notre Dame	L	3-41	62,871
Oct. 13	—	—	• North Carolina	L	14-18	58,954
Oct. 20	—	12	• Florida State bcs-14	L	20-33	73,328
Nov. 1	—	—	• Virginia Tech	W	30-12	37,219
Nov. 10	—	—	• at Virginia	L	40-41	45,870
Nov. 17	—	—	USF	W	40-9	38,869
Nov. 24	—	—	• at Duke	W	52-45	26,895

TEAM STATISTICS

	UM	OPP
SCORING	377	366
Points Per Game	31.4	30.5
FIRST DOWNS	243	314
Rushing	75	142
Passing	142	141
Penalty	26	31
RUSHING YARDAGE	1737	2615
Yards gained rushing	1927	2842
Yards lost rushing	190	227
Rushing Attempts	371	526
Average Per Rush	4.7	5.0
Average Per Game	144.8	217.9
TDs Rushing	19	29
PASSING YARDAGE	3545	3227
Comp-Att-Int	264-447-7	261-429-11
Average Per Pass	7.9	7.5
Average Per Catch	13.4	12.4
Average Per Game	295.4	268.9
TDs Passing	23	15
TOTAL OFFENSE	5282	5842
Total Plays	818	955
Average Per Play	6.5	6.1
Average Per Game	440.2	486.8
KICK RETURNS: #-Yards	45-1235	57-1033
PUNT RETURNS: #-Yards	17-118	15-159
INT RETURNS: #-Yards	11-123	7-48
KICK RETURN AVERAGE	27.4	18.1
PUNT RETURN AVERAGE	6.9	10.6
INT RETURN AVERAGE	11.2	6.9
FUMBLES-LOST	11-8	24-11
PENALTIES-Yards	88-692	82-657
Average Per Game	57.7	54.8
PUNTS-Yards	55-2224	47-1826
Average Per Punt	40.4	38.9
Net punt average	36.5	35.9
TIME OF POSSESSION/Game	26:06	33:54
3RD-DOWN Conversions	67/170	72/171
3rd-Down Pct	39%	42%
4TH-DOWN Conversions	8/17	10/19
4th-Down Pct	47%	53%
SACKS BY-Yards	13-86	18-129
MISC YARDS	0	0
TOUCHDOWNS SCORED	45	44
FIELD GOALS-ATTEMPTS	19-25	19-27
ON-SIDE KICKS	0-1	0-2
RED-ZONE SCORES	(45-52) 87%	(52-61) 85%
RED-ZONE TOUCHDOWNS	(27-52) 52%	(37-61) 61%
PAT-ATTEMPTS	(42-42) 100%	(39-41) 95%
ATTENDANCE	286315	274131
Games/Avg Per Game	6/47719	6/45688

SCORE BY QUARTERS	1Q	2Q	3Q	4Q	OT	Total
Miami	124	70	75	102	6	377
Opponents	86	95	72	113	0	366

RUSHING

	G	ATT	GAIN	LOSS	NET	AVG	TD	LG	YPG
Duke Johnson	12	139	977	30	947	6.8	10	65	78.9
Mike James	12	147	642	21	621	4.2	6	25	51.8
Stephen Morris	12	51	186	116	70	1.4	1	22	5.8
Eduardo Clements	7	16	74	4	70	4.4	2	17	10.0
Dallas Crawford	12	6	23	0	23	3.8	0	8	1.9
Phillip Dorsett	12	5	17	9	8	1.6	0	12	0.7
Maurice Hagens	12	1	3	0	3	3.0	0	3	0.2
Dalton Botts	12	2	4	1	3	1.5	0	4	0.2
Darris Hughes	4	1	1	0	1	1.0	0	1	0.2
Herb Waters	12	1	0	1	-1	-1.0	0	0	-0.1
Team	4	1	0	2	-2	-2.0	0	0	-0.5
Ryan Williams	5	1	0	6	-6	-6.0	0	0	-1.2
TOTAL	12	371	1927	190	1737	4.7	19	65	144.8
OPPONENTS	12	526	2842	227	2615	5.0	29	73	217.9

PASSING

	G	EFF	C-A-I	PCT	YDS	TD	LG	AVG/G
Stephen Morris	12	138.07	245-421-7	58.2	3345	21	87	278.8
Ryan Williams	5	149.04	15-20-0	75.0	137	1	37	27.4
Dallas Crawford	12	171.80	1-2-0	50.0	29	0	29	2.4
Phillip Dorsett	12	209.20	2-2-0	100.0	26	0	20	2.2
Duke Johnson	12	248.60	1-2-0	50.0	8	1	8	0.7
TOTAL	12	139.53	264-447-7	59.1	3545	23	87	295.4
OPPONENTS	12	130.34	261-429-11	60.8	3222	15	99	268.5

RECEIVING

	G	NO	YDS	AVG	TD	LG	AVG/G
Phillip Dorsett	12	58	842	14.5	4	65	70.2
Rashawn Scott	9	35	512	14.6	3	76	56.9
Mike James	12	30	344	11.5	3	72	28.7
Allen Hurns	11	28	314	11.2	4	40	28.5
Duke Johnson	12	27	221	8.2	1	50	18.4
Clive Walford	12	25	451	18.0	4	65	37.6
Davon Johnson	10	21	348	16.6	0	41	34.8
Herb Waters	12	10	227	22.7	2	87	18.9
Malcolm Lewis	4	8	73	9.1	1	18	18.2
Kendal Thompkins	12	6	89	14.8	1	37	7.4
Maurice Hagens	12	5	25	5.0	0	11	2.1
Dyron Dye	12	4	48	12.0	0	29	4.0
Stephen Morris	12	2	26	13.0	0	20	2.2
Asante Cleveland	11	2	12	6.0	0	7	1.1
Eduardo Clements	7	2	11	5.5	0	6	1.6
Garrett Kidd	6	1	2	2.0	0	2	0.3
TOTAL	12	264	3545	13.4	23	87	295.4
OPPONENTS	12	261	3222	12.3	15	99	268.5

TOTAL OFFENSE

	G	PLAYS	RUSH	PASS	TOTAL	AVG/G
Stephen Morris	12	472	70	3345	3415	284.6
Duke Johnson	12	141	947	8	955	79.6
Mike James	12	147	621	0	621	51.8
Ryan Williams	5	21	-6	137	131	26.2
Eduardo Clements	7	16	70	0	70	10.0
Dallas Crawford	12	8	23	29	52	4.3
Phillip Dorsett	12	7	8	26	34	2.8
Maurice Hagens	12	1	3	0	3	0.2
Dalton Botts	12	2	3	0	3	0.2
Darris Hughes	4	1	1	0	1	0.2
Herb Waters	12	1	-1	0	-1	-0.1
Team	4	1	-2	0	-2	-0.5
TOTAL	12	818	1737	3545	5282	440.2
OPPONENTS	12	955	2615	3222	5837	486.4



2012 STATISTICS

SCORING

	TD	FGs	PAT	RUSH	RCV	PASS	DXP	SAF	PTS
Jake Wieclaw	0	19-25	42-42	0-0	0	0-0	0	0	99
Duke Johnson	13	0-0	0-0	0-0	0	0-0	0	0	78
Mike James	9	0-0	0-0	0-0	0	0-0	0	0	54
Phillip Dorsett	4	0-0	0-0	0-0	1	0-0	0	0	26
Allen Hurns	4	0-0	0-0	0-0	0	0-0	0	0	24
Clive Walford	4	0-0	0-0	0-0	0	0-0	0	0	24
Rashawn Scott	3	0-0	0-0	0-0	0	0-0	0	0	18
Eduardo Clements	2	0-0	0-0	0-0	0	0-0	0	0	12
Herb Waters	2	0-0	0-0	0-0	0	0-0	0	0	12
Denzel Perryman	1	0-0	0-0	0-0	0	0-0	0	0	6
Kendal Thompkins	1	0-0	0-0	0-0	0	0-0	0	0	6
Stephen Morris	1	0-0	0-0	0-0	0	1-2	0	0	6
Malcolm Lewis	1	0-0	0-0	0-0	0	0-0	0	0	6
Team	0	0-0	0-0	0-0	0	0-0	0	2	4
Jelani Hamilton	0	0-0	0-0	0-0	0	0-0	0	1	2
TOTAL	45	19-25	42-42	0-0	1	1-2	0	3	377
OPPONENTS	44	19-27	39-41	0-0	2	2-3	0	1	366

PUNT RETURNS

	NO	YDS	AVG	TD	LG
Phillip Dorsett	15	85	5.7	0	20
Gabriel Terry	1	25	25.0	0	0
Malcolm Lewis	1	8	8.0	0	8
TOTAL	17	118	6.9	0	20
OPPONENTS	15	159	10.6	0	56

KICK RETURNS

	NO	YDS	AVG	TD	LG
Duke Johnson	27	892	33.0	2	95
Phillip Dorsett	11	251	22.8	0	37
Malcolm Lewis	1	39	39.0	0	39
Mike James	1	11	11.0	0	11
Dyron Dye	1	-7	-7.0	0	0
Gianni Paul	1	9	9.0	0	9
Davon Johnson	1	24	24.0	0	24
Maurice Hagens	1	11	11.0	0	11
AJ Highsmith	1	5	5.0	0	5
TOTAL	45	1235	27.4	2	95
OPPONENTS	57	1033	18.1	0	51

INTERCEPTIONS

	NO	YDS	AVG	TD	LG
James Gaines	2	8	4.0	0	6
Brandon McGee	2	26	13.0	0	26
Eddie Johnson	1	24	24.0	0	24
Ladarius Gunter	1	15	15.0	0	15
Thomas Finnie	1	0	0.0	0	0
AJ Highsmith	1	0	0.0	0	0
Denzel Perryman	1	41	41.0	1	41
Dallas Crawford	1	9	9.0	0	9
Rayshawn Jenkins	1	0	0.0	0	0
TOTAL	11	123	11.2	1	41
OPPONENTS	7	48	6.9	0	37

FUMBLE RETURNS

	NO	YDS	AVG	TD	LG
Anthony Chickillo	1	7	7.0	0	7
Brandon McGee	1	26	26.0	0	26
James Gaines	1	5	5.0	0	5
Ladarius Gunter	1	28	28.0	0	28
AJ Highsmith	1	13	13.0	0	13
TOTAL	5	79	15.8	0	28
OPPONENTS	2	32	16.0	0	25

ALL-PURPOSE YARDS

	G	RUSH	REC	PR	KR	IR	TOT	AVG/G
Duke Johnson	12	947	221	0	892	0	2060	171.7
Phillip Dorsett	12	8	842	85	251	0	1186	98.8
Mike James	12	621	344	0	11	0	976	81.3
Rashawn Scott	9	0	512	0	0	0	512	56.9
Clive Walford	12	0	451	0	0	0	451	37.6
Davon Johnson	10	0	348	0	24	0	372	37.2
Allen Hurns	11	0	314	0	0	0	314	28.5
Herb Waters	12	-1	227	0	0	0	226	18.8
Malcolm Lewis	4	0	73	8	39	0	120	30.0
Stephen Morris	12	70	26	0	0	0	96	8.0
Kendal Thompkins	12	0	89	0	0	0	89	7.4
Eduardo Clements	7	70	11	0	0	0	81	11.6
Dyron Dye	12	0	48	0	-7	0	41	3.4
Denzel Perryman	9	0	0	0	0	41	41	4.6
Maurice Hagens	12	3	25	0	11	0	39	3.2
Dallas Crawford	12	23	0	0	0	9	32	2.7
Brandon McGee	12	0	0	0	0	26	26	2.2
Gabriel Terry	7	0	0	25	0	0	25	3.6
Eddie Johnson	10	0	0	0	0	24	24	2.4
Ladarius Gunter	12	0	0	0	0	15	15	1.2
Asante Cleveland	11	0	12	0	0	0	12	1.1
Gianni Paul	9	0	0	0	9	0	9	1.0
James Gaines	11	0	0	0	0	8	8	0.7
AJ Highsmith	12	0	0	0	5	0	5	0.4
Dalton Botts	12	3	0	0	0	0	3	0.2
Garrett Kidd	6	0	2	0	0	0	2	0.3
Darris Hughes	4	1	0	0	0	0	1	0.2
Team	4	-2	0	0	0	0	-2	-0.5
Ryan Williams	5	-6	0	0	0	0	-6	-1.2
TOTAL	12	1737	3545	118	1235	123	6758	563.2
OPPONENTS	12	2615	3222	159	1033	48	7077	589.8

PUNTING

	NO	YDS	AVG	LG	TB	FC	I20	50+	BLK
Dalton Botts	54	2187	40.5	56	3	16	23	4	0
Matt Goudis	1	37	37.0	37	0	0	0	0	0
TOTAL	55	2224	40.4	56	3	16	23	4	0
OPPONENTS	47	1826	38.9	58	1	15	16	4	1

FIELD GOALS

	FG	PCT	0-19	20-29	30-39	40-49	50-99	LG	BLK
Jake Wieclaw	19-25	76.0	1-2	10-11	8-8	0-4	0-0	39	0

FIELD GOAL SEQUENCE

	MIAMI	OPPONENTS
Boston College	(22),(24)	(26),(37),(30)
Kansas State	(32),(27)	(21),38
Bethune-Cookman	(20)	(31)
Georgia Tech	(38),(23),22	-
NC State	19,41,43	(50)
Notre Dame	(28),47	(22),(32),34
North Carolina	-	33,(48),43
Florida State	(19),(27)	(33),(46),44,(35),(48)
Virginia Tech	(22),(31),(37)	(22),(20),47
Virginia	(30)	-
USF	(39),(22),(37),(33)	39,(23),43,(25),(32)
Duke	(23),47	(43)

KICKOFFS

	NO	YDS	AVG	LG	OB	RET	NET	YDLN
Jake Wieclaw	71	4229	59.6	12	3			
Matt Goudis	2	110	55.0	0	1			
Dalton Botts	1	30	30.0	0	1			
TOTAL	74	4369	59.0	12	5	1033	41.8	23
OPPONENTS	74	4533	61.3	28	1	1235	37.0	28



2012 STATISTICS

DEFENSIVE STATISTICS

	GP	UA	AT	TT	TFL-YDS	SACK-YDS	INT-YDS	PBU	QBH	FR-YDS	FF	BLK	SAF
Shayon Green	12-12	38	29	67	2.0-21	.	.	1	3	1-0	.	.	.
Denzel Perryman	9-7	45	19	64	6.0-14	.	1-41	2	2	.	1	.	.
Gionni Paul	9-6	40	21	61	3.5-6	.	.	2	1	.	1	.	.
Eddie Johnson	10-8	39	20	59	7.5-23	1.0-8	1-24	2	1	.	3	.	.
James Gaines	11-6	34	23	57	3.0-14	.	2-8	3	.	1-5	.	.	.
Brandon McGee	12-12	37	17	54	4.0-18	1.0-8	2-26	7	.	1-26	.	.	.
Kacy Rodgers II	12-7	40	14	54	2.0-7	.	.	2
Anthony Chickillo	12-12	29	16	45	6.5-31	4.0-24	.	1	2	2-7	.	1	.
Thurston Armbrister	12-4	25	15	40	2.0-2
Deon Bush	10-6	28	6	34	1.0-2	.	.	3	.	.	3	.	.
AJ Highsmith	12-7	18	14	32	.	.	1-0	4	.	1-13	1	.	.
Tyrone Cornileus	12-3	18	13	31	.	.	.	3
Thomas Finnie	12-6	22	8	30	.	.	1-0	3	.	1-0	.	.	.
Ladarius Gunter	12-5	19	8	27	1.0-1	.	1-15	6	.	2-28	.	.	.
Rayshawn Jenkins	10-2	19	8	27	.	.	1-0	3
Olsen Pierre	11-11	16	11	27	5.0-18	1.5-12	.	3	2	.	2	.	.
Vaughn Telemaque	10-2	10	10	20	1	.	.
Tracy Howard	12-1	10	7	17	.	.	.	4
Raphael Kirby	7-0	9	7	16	1
Tyriq McCord	12-0	10	5	15	3.5-24	3.5-24	.	1	3	1-0	.	.	.
Nantambu Fentress	12-0	9	5	14	1	.	.
Kelvin Cain	9-0	8	5	13	1.0-7	1.0-7	.	.	1
Corey King	9-1	6	7	13	1
Luther Robinson	10-0	7	6	13	1	1-0	.	.	.
Darius Smith	9-7	7	4	11	1.0-3	1.0-3
Ramon Buchanan	2-2	6	4	10	0.5-2
Dallas Crawford	12-0	6	4	10	.	.	1-9
Curtis Porter	4-3	5	4	9	2.5-5
Antonio Crawford	12-0	7	.	7
Earl Moore	12-2	3	3	6
Jelani Hamilton	5-0	2	4	6	1.0-2	1
Jalen Grimble	8-0	4	2	6
Gabriel Terry	7-0	2	3	5	1	.	.	1	.
Andrew Swasey	11-0	4	.	4
Eduardo Clements	7-0	4	.	4
Dequan Ivery	5-0	.	3	3
Malcolm Bunche	12-12	2	.	2
Jake Wieclaw	12-0	1	1	2
Kendal Thompson	12-0	2	.	2
Clive Walford	12-5	2	.	2
Stephen Morris	12-12	1	.	1
Davon Johnson	10-4	1	.	1
Brandon Yosha	6-0	.	1	1
Rashawn Scott	9-0	1	.	1
Dalton Botts	12-0	1	.	1
Malcolm Lewis	4-1	1	.	1
Maurice Hagens	12-4	.	1	1
Akil Craig	2-0	.	1	1
Team	4-0	2
TOTAL	12-0	598	329	927	53-200	13-86	11-123	50	19	11-79	13	2	3
OPPONENTS	12-0	491	250	741	56.0-205	18-129	7-48	49	17	8-32	9	.	1



2012 STATISTICS

GAME-BY-GAME TEAM STATISTICS

GAME	FINAL					1ST DOWNS	RUSHING	PASSING	TOT OFF	PUNTS	PENALTY	3RD	4TH	RED	SACKS	FIELD	POSSESSION TIME								
	SCORE	1	2	3	4												OT	R-P-E	TOT	NO-YDS-TD	C-A-I	YDS	TD	ATT-YDS	NO-AVG
Miami	41	14	7	10	10	9-11-2	22	34-208-3	28-45-1	207	1	79-415	5-40.6	2-0	9-78	11-22	1-2	4-4	0-0	2-2	6:54	4:15	7:18	7:54	26:21
at Boston College	32	14	6	3	9	7-18-4	29	34-96-1	32-51-1	441	2	85-537	3-38.7	4-2	3-30	6-14	0-1	6-7	1-8	3-3	8:06	10:45	7:42	7:06	33:39
Miami	13	3	3	0	7	2-9-2	13	29-40-0	21-28-0	222	1	57-262	4-40.0	3-3	4-30	5-12	0-1	3-4	1-1	2-2	5:41	4:58	8:18	3:47	22:44
at Kansas State	52	14	10	7	21	19-7-1	27	60-288-6	9-11-1	210	1	71-498	1-52.0	2-0	2-12	8-11	0-0	7-8	5-31	1-2	9:19	10:02	6:42	11:13	37:16
Miami	38	7	10	7	14	11-8-1	20	29-215-3	20-35-1	211	1	64-426	4-43.8	1-1	9-70	4-11	0-1	3-3	3-18	1-1	7:14	7:36	4:27	3:46	23:03
Bethune-Cookman	10	7	0	0	3	13-6-1	20	53-233-1	10-26-1	122	0	79-355	8-38.5	1-1	7-45	7-19	1-3	2-2	0-0	1-1	7:46	7:24	10:33	11:14	36:57
Miami	42	19	9	3	14	6	8-19-3	30	32-173-3	31-52-1	436	2	84-609	3-40.0	1-1	8-66	11-16	0-0	4-5	1-5	9:37	4:02	10:02	5:56	29:37
at Georgia Tech	36	0	22	14	0	0	12-3-3	18	58-287-5	3-8-0	132	0	66-419	5-44.0	0-0	5-35	6-13	0-2	4-5	0-0	5:23	10:52	4:58	9:04	30:23
Miami	44	23	0	7	14	4-17-5	26	32-85-1	26-49-1	566	5	81-651	8-40.6	0-0	4-20	6-18	1-1	3-5	2-15	0-3	9:10	7:02	5:04	5:22	26:38
NC State	37	7	7	7	16	13-15-2	30	46-224-1	24-42-2	440	4	88-664	4-40.8	5-4	14-100	4-12	2-2	4-5	1-17	1-1	5:50	7:58	9:56	9:38	
Miami	3	3	0	0	0	3-10-0	13	18-84-0	18-35-0	201	0	53-285	5-42.2	0-0	9-76	4-12	0-1	1-2	0-0	1-2	5:34	5:27	3:36	6:15	20:52
vs. Notre Dame	41	7	6	21	7	18-12-4	34	51-376-4	19-26-0	211	0	77-587	1-32.0	2-0	4-25	5-11	1-1	6-7	0-0	2-3	9:26	9:33	11:24	8:45	39:08
Miami	14	0	7	7	0	9-12-5	26	45-180-2	21-39-2	235	0	84-415	3-33.0	0-0	7-54	6-15	2-5	2-2	0-0	0-0	9:24	6:05	7:40	7:09	30:18
North Carolina	18	7	8	3	0	13-15-2	30	44-272-2	25-40-1	214	0	84-486	4-43.2	0-0	15-140	6-15	1-1	2-4	2-8	1-3	5:36	8:55	7:20	7:51	29:42
Miami	20	10	0	3	7	0-12-2	14	21-29-1	26-44-1	229	1	65-258	6-44.2	1-1	4-25	4-16	2-3	4-4	2-13	2-2	8:25	5:36	6:16	5:09	25:26
Florida State	33	3	10	3	17	12-11-0	23	41-218-3	21-31-0	229	0	72-447	3-33.3	5-2	12-121	3-10	0-0	6-6	4-33	4-5	6:35	9:24	8:44	9:51	34:34
Miami	30	14	6	0	10	5-9-1	15	28-157-1	14-30-0	190	2	58-347	7-43.9	0-0	8-85	1-12	1-1	6-6	1-8	3-3	2:29	7:14	5:45	10:11	25:39
Virginia Tech	12	3	9	0	0	11-11-2	24	45-222-1	19-37-2	199	0	82-421	5-39.6	2-1	2-20	9-20	0-1	2-4	0-0	2-3	12:31	7:46	9:15	4:49	34:21
Miami	40	14	10	7	9	11-7-2	20	33-233-0	18-26-0	187	4	59-420	4-34.0	1-1	6-52	4-10	1-1	4-4	2-18	1-1	4:20	6:55	7:54	4:37	23:46
at Virginia	41	21	7	0	13	9-16-2	27	32-106-2	40-52-1	388	4	84-494	3-35.0	0-0	6-47	9-14	1-1	6-6	0-0	0-0	10:40	8:05	7:06	10:23	36:14
Miami	40	3	13	14	10	5-15-2	22	30-85-1	25-37-0	463	3	67-548	3-40.3	2-1	9-86	7-14	0-0	6-7	0-0	4-4	9:51	7:12	7:22	6:08	30:33
USF	9	0	3	0	6	8-10-4	22	29-154-0	23-43-2	204	0	72-358	5-34.4	1-1	7-59	3-14	1-1	3-3	3-23	3-5	5:09	7:48	7:38	8:52	29:27
Miami	52	14	14	17	7	8-13-1	22	40-248-4	16-27-0	398	3	67-646	4-41.0	0-0	11-84	4-12	0-1	5-6	1-8	1-2	6:11	5:52	6:57	9:14	28:14
at Duke	45	3	7	14	21	7-17-6	30	32-151-2	36-62-0	432	4	94-583	4-44.2	2-0	5-35	6-18	3-6	4-4	2-9	1-1	8:49	9:08	8:03	5:46	31:46

GAME-BY-GAME OFFENSIVE STARTERS

	WR	LT	LG	C	RG	RT	TE	WR	QB	FB	HB
at Boston College	Hurns	Bunche	Feliciano	McDermott	Linder	Flowers	Dye	Dorsett	Morris	James	D. Johnson
at Kansas State	Hurns	Bunche	Feliciano	McDermott	Linder	Flowers	Dye	Dorsett	Morris	Walford (TE)	James
Bethune-Cookman	Lewis	Bunche	Feliciano	McDermott	Linder	Flowers	Dye	Dorsett	Morris	D. Johnson (RB)	James
at Georgia Tech	Dorsett	Bunche	Feliciano	McDermott	Linder	Flowers	Dye	Walford (TE)	Morris	Hagens	James
NC State	Hurns	Bunche	Feliciano	McDermott	Linder	Jones	Da. Johnson (WR)	Dorsett	Morris	D. Johnson (RB)	James
vs. Notre Dame	Hurns	Bunche	Feliciano	McDermott	Linder	Henderson	Dye	Dorsett	Morris	Hagens	James
North Carolina	Hurns	Bunche	Feliciano	McDermott	Linder	Henderson	Dye	Da. Johnson	Morris	Hagens	James
Florida State	Hurns	Bunche	Feliciano	McDermott	Linder	Henderson	Dye	Da. Johnson	Morris	Hagens	James
Virginia Tech	Hurns	Bunche	Feliciano	McDermott	Linder	Henderson	Dye	Dorsett	Morris	Walford (TE)	James
at Virginia	Hurns	Bunche	Feliciano	McDermott	Linder	Henderson	Da. Johnson (WR)	Dorsett	Morris	Du. Johnson (WR)	James
USF	Waters	Bunche	Feliciano	McDermott	Linder	Henderson	Walford	Dorsett	Morris	Cleveland	James
at Duke	Waters	Bunche	Feliciano	McDermott	Linder	Henderson	Walford	Dorsett	Morris	James	Du. Johnson

GAME-BY-GAME DEFENSIVE STARTERS

	DE	DT	DT	DE	OLB	MLB	OLB	CB	S	S	CB
at Boston College	Chickillo	D. Smith	Pierre	Green	Armbrister	Perryman	Buchanan	McGee	Rodgers II	Telemaque	Finnie
at Kansas State	Chickillo	D. Smith	Pierre	Green	E. Johnson	Perryman	Buchanan	McGee	Rodgers II	Telemaque	Finnie
Bethune-Cookman	Chickillo	D. Smith	Pierre	Green	E. Johnson	Perryman	Cornileus	McGee	Bush	Highsmith	Finnie
at Georgia Tech	Chickillo	D. Smith	Pierre	Green	E. Johnson	Gaines	Cornileus	McGee	Bush	Highsmith	Finnie
NC State	Chickillo	D. Smith	Pierre	Green	E. Johnson	Paul	Cornileus	McGee	Rodgers II	Highsmith	Finnie
vs. Notre Dame	Chickillo	D. Smith	King	Green	E. Johnson	Perryman	Paul	McGee	Bush	Highsmith	Finnie
North Carolina	Chickillo	Pierre	Moore	Green	E. Johnson	Perryman	Paul	McGee	Bush	Highsmith	Gunter
Florida State	Chickillo	D. Smith	Pierre	Green	E. Johnson	Gaines	Perryman	McGee	Bush	Rodgers II	Gunter
Virginia Tech	Chickillo	Moore	Pierre	Green	E. Johnson	Gaines	Paul	McGee	Bush	Highsmith	Gunter
at Virginia	Chickillo	Porter	Pierre	Green	Armbrister	Gaines	Paul	McGee	Rodgers II	Highsmith	Gunter
USF	Chickillo	Porter	Pierre	Green	Armbrister	Gaines	Paul	McGee	Rodgers II	Jenkins	Gunter
at Duke	Chickillo	Porter	Pierre	Green	Armbrister	Gaines	Paul	McGee	Rodgers II	Jenkins	Howard



2012 STATISTICS

GAME-BY-GAME PASSING

STEPHEN MORRIS	COMP	ATT	INT	PCT	YDS	TD	LG	SACKS	EFF	RYAN WILLIAMS	COMP	ATT	INT	PCT	YDS	TD	LG	SACKS	EFF
at Boston College	28	45	1	62.2	207	1	21	1	103.75	at Boston College	DNP								
at Kansas State	19	26	0	73.1	215	0	56	5	142.54	at Kansas State	2	2	0	100.0	7	1	5	0	294.40
Bethune-Cookman	20	35	1	57.1	211	1	50	0	111.50	Bethune-Cookman	0	0	0	0.0	0	0	0	0	0.00
at Georgia Tech	31	52	1	59.6	436	2	65	0	139.70	at Georgia Tech	0	0	0	0.0	0	0	0	0	0.00
NC State	26	49	1	53.1	566	5	76	1	179.68	NC State	DNP								
vs. Notre Dame	18	35	0	51.4	201	0	28	0	99.67	vs. Notre Dame	DNP								
North Carolina	12	26	2	46.2	155	0	23	0	80.85	North Carolina	9	13	0	69.2	80	0	21	1	120.92
Florida State	25	43	1	58.1	223	1	32	4	104.73	Florida State	DNP								
Virginia Tech	13	28	0	46.4	170	2	30	0	121.00	Virginia Tech	DNP								
at Virginia	17	25	0	68.0	179	3	46	0	167.74	at Virginia	DNP								
USF	21	32	0	65.6	413	3	87	3	204.98	USF	4	5	0	80.0	50	0	37	0	164.00
at Duke	15	25	0	60.0	369	3	72	2	223.58	at Duke	DNP								

GAME-BY-GAME RUSHING (No.-Yards-TDs)

	NO-YDS-TD	at BC	at KSU	B-CU	at GT	NCSU	vs. ND	UNC	FSU	VT	at UVA	USF	at Duke
Duke Johnson	139-947-10	7-135-2	6-19-0	14-94-2	13-72-0	12-39-1	8-22-0	14-47-0	9-27-0	11-100-1	16-150-0	13-66-1	16-176-3
Mike James	147-621-6	14-54-0	9-27-0	9-77-0	15-89-3	13-31-0	6-28-0	22-96-1	7-25-1	15-50-0	12-52-0	8-25-0	17-67-1
Stephen Morris	51-70-1	8-18-0	9-6-0	1-7-0	2-10-0	4-2-0	2-14-0	7-40-1	5-23-0	2-7-0	5-31-0	3-23-0	3-7-0
Eduardo Clements	16-70-2	3-4-1	4-1-0	5-37-1	1-4-0	1-4-0	2-20-0	-	-	-	-	-	-
Dallas Crawford	6-23-0	-	-	-	-	-	-	-	-	-	-	3-10-0	3-13-0
Phillip Dorsett	5-8-0	1-2-0	1-1-0	-	-	1-5-0	-	-	-	-	-	2-6-0	-
Dalton Botts	2-3-0	1-1-0	-	-	-	1-4-0	-	-	-	-	-	-	-
Maurice Hagens	1-3-0	-	-	-	-	-	-	1-3-0	-	-	-	-	-
Darris Hughes	1-1-0	-	-	-	-	-	-	-	-	-	-	1-1-0	-
Herb Waters	1-1-0	-	-	-	-	-	-	-	-	-	-	-	1-1-0
Ryan Williams	1-6-0	-	-	-	-	-	-	1-6-0	-	-	-	-	-

GAME-BY-GAME RECEIVING (No.-Yards-TDs)

	NO-YDS-TD	at BC	at KSU	B-CU	at GT	NCSU	vs. ND	UNC	FSU	VT	at UVA	USF	at Duke
Phillip Dorsett	58-842-4	3-9-0	3-31-0	6-49-0	9-184-1	7-191-2	1-6-0	3-33-0	2-15-0	2-27-0	6-103-1	12-111-0	4-83-0
Rashawn Scott	35-512-3	2-23-0	4-39-0	2-36-0	3-48-0	6-180-2	4-33-0	6-72-0	5-31-1	3-50-0	-	-	-
Clive Walford	25-451-4	2-10-0	3-61-1	2-8-0	2-13-0	1-4-0	1-28-0	1-11-0	2-13-0	2-56-0	2-13-1	3-135-1	4-99-1
Davon Johnson	21-348-0	1-7-0	2-19-0	1-20-0	7-107-0	1-41-0	4-68-0	2-31-0	2-49-0	-	1-6-0	-	-
Mike James	30-344-3	2-7-0	1-4-0	1-14-0	3-24-1	3-53-0	2-8-0	4-29-0	8-75-0	1-16-1	2-17-0	-	3-97-1
Allen Hurns	28-314-4	8-81-0	2-32-0	-	2-10-0	2-54-1	1-7-0	3-44-0	3-21-0	2-21-1	4-37-2	-	1-7-0
Herb Waters	10-227-2	-	1-5-0	-	-	2-14-0	1-5-0	-	-	-	1-8-0	4-130-1	1-65-1
Duke Johnson	27-221-1	3-10-0	2-18-0	3-57-1	4-38-0	3-24-0	3-35-0	-	3-19-0	2-1-0	1-4-0	2-5-0	1-12-0
Kendal Thompkins	6-89-1	-	2-3-0	-	-	-	-	-	-	-	-	3-80-1	1-6-0
Malcolm Lewis	8-73-1	4-42-1	1-10-0	2-9-0	1-12-0	-	-	-	-	-	-	-	-
Dyron Dye	4-48-0	-	-	2-10-0	-	-	-	1-9-0	-	-	-	-	1-29-0
Stephen Morris	2-26-0	-	-	-	-	-	-	-	1-6-0	1-20-0	-	-	-
Maurice Hagens	5-25-0	-	-	1-8-0	-	-	1-11-0	1-6-0	-	1-1-0	1-1-0	-	-
Asante Cleveland	2-12-0	2-12-0	-	-	-	-	-	-	-	-	-	-	-
Eduardo Clements	2-11-0	1-6-0	-	-	-	1-5-0	-	-	-	-	-	-	-
Garrett Kidd	1-2-0	-	-	-	-	-	-	-	-	-	-	1-2-0	-

GAME-BY-GAME PUNTING

DALTON BOTTS	NO	YDS	AVG	LG	I20	TB	50+	60+
at Boston College	5	203	40.6	48	2	1	0	0
at Kansas State	4	160	40.0	48	0	0	0	0
Bethune-Cookman	4	175	43.8	51	3	0	1	0
at Georgia Tech	2	83	41.5	42	1	0	0	0
NC State	7	263	37.6	49	3	0	0	0
vs. Notre Dame	5	211	42.2	50	3	1	1	0
North Carolina	3	99	33.0	38	1	0	0	0
Florida State	6	265	44.2	56	2	0	2	0
Virginia Tech	7	307	43.9	49	3	0	0	0
at Virginia	4	136	34.0	49	2	0	0	0
USF	3	121	40.3	46	1	1	0	0
at Duke	4	164	41.0	47	2	0	0	0

GAME-BY-GAME KICKING

JAKE WIECLAW	PAT	ATT	PCT	FG	FGA	PCT	LG	PTS
at Boston College	5	5	1.000	2	2	1.000	24	11
at Kansas State	1	1	1.000	2	2	1.000	32	7
Bethune-Cookman	5	5	1.000	1	1	1.000	20	8
at Georgia Tech	4	4	1.000	2	3	.667	38	10
NC State	6	6	1.000	0	0	.000	-	6
vs. Notre Dame	-	-	-	1	2	.500	28	3
North Carolina	2	2	1.000	0	0	.000	-	2
Florida State	2	2	1.000	2	2	1.000	27	8
Virginia Tech	3	3	1.000	3	3	1.000	37	12
at Virginia	5	5	1.000	1	1	1.000	30	8
USF	2	2	1.000	4	4	1.000	39	14
at Duke	7	7	1.000	1	2	.500	23	10



2012 STATISTICS

GAME-BY-GAME TACKLES (UT-AT-TT)

	UT-AT-TT	at BC	at KSU	B-CU	at GT	NCSU	vs. ND	UNC	FSU	VT	at UVA	USF	at Duke
Shayon Green	38-29-67	4-3	5-3	5-3	3-2	4-3	1-3	3-0	4-4	4-3	2-1	2-3	1-1
Denzel Perryman	45-19-64	5-2	5-0	3-1	-	-	7-1	9-2	9-3	1-2	-	1-2	5-6
Gionni Paul	40-21-61	-	-	2-2	3-0	8-3	4-5	2-2	-	8-0	7-7	2-1	4-1
Eddie Johnson	39-20-59	4-1	3-4	2-1	6-3	6-1	4-0	2-2	2-2	6-5	-	4-1	-
Jimmy Gaines	34-23-57	1-2	1-2	1-0	5-2	1-1	-	3-1	5-1	4-3	6-6	2-1	5-4
Kacy Rodgers II	40-14-54	7-1	2-0	2-0	5-1	4-1	1-4	5-0	4-4	4-1	3-1	2-1	1-0
Brandon McGee	37-17-54	3-2	2-0	3-2	5-1	2-0	8-1	4-0	2-3	-	1-4	1-1	6-3
Anthony Chickillo	29-16-45	1-1	2-0	4-1	7-0	3-2	0-3	1-1	2-1	3-0	3-3	1-2	2-2
Thurston Armbrister	25-15-40	2-1	2-0	1-1	3-0	1-0	1-3	3-0	0-1	4-0	3-2	2-4	3-3
Deon Bush	28-6-34	4-0	6-0	3-0	3-0	2-0	3-1	1-1	2-2	3-0	-	-	1-2
AJ Highsmith	18-14-32	-	1-1	1-0	2-0	5-3	1-2	3-0	2-3	1-0	1-3	1-1	0-1
Tyrone Cornileus	18-13-31	-	4-3	2-1	4-2	2-3	2-1	-	-	1-0	1-2	1-0	1-1
Thomas Finnie	22-8-30	4-0	2-0	2-0	-	1-0	2-0	1-0	3-0	0-2	3-2	2-1	2-3
Olsen Pierre	16-11-27	2-0	5-2	0-1	1-1	1-0	-	3-1	-	1-0	1-0	0-2	2-4
Rayshawn Jenkins	19-8-27	-	0-1	1-1	1-0	-	-	-	-	4-0	7-1	4-3	2-2
Ladarius Gunter	19-8-27	1-0	-	-	1-0	2-2	1-1	8-0	1-1	1-2	2-1	1-0	1-1
Vaughn Telemaque	10-10-20	2-3	3-2	-	-	1-1	-	2-0	1-0	0-1	0-2	1-0	0-1
Tracy Howard	10-7-17	0-1	1-0	0-1	-	-	1-0	1-0	1-1	3-0	0-3	-	3-1
Raphael Kirby	9-7-16	-	-	-	-	-	1-4	2-2	-	-	2-0	4-0	0-1
Tyriq McCord	10-5-15	1-1	-	4-1	-	1-0	0-1	1-0	1-0	1-1	-	1-0	0-1
Nantambu-Akil Fentress	9-5-14	-	-	2-0	-	4-1	-	1-1	-	-	0-2	1-1	1-0
Kelvin Cain	8-5-13	1-2	1-0	1-2	1-0	3-0	-	-	-	-	-	1-1	-
Corey King	6-7-13	-	-	2-0	1-0	-	0-3	-	0-1	0-1	-	2-1	1-1
Luther Robinson	7-6-13	0-2	-	0-1	1-1	-	1-1	1-0	0-1	2-0	1-0	1-0	-
Darius Smith	7-4-11	1-0	1-1	2-0	-	1-2	-	1-0	1-1	-	-	-	-
Dallas Crawford	6-4-10	-	-	-	1-0	-	-	0-1	1-0	-	2-1	0-1	2-1
Ramon Buchanan	6-4-10	4-2	2-2	-	-	-	-	-	-	-	-	-	-
Curtis Porter	5-4-9	-	-	-	-	-	-	-	-	1-0	2-2	1-1	1-1
Antonio Crawford	7-0-7	-	-	1-0	1-0	2-0	-	-	-	-	-	3-0	-
Jelani Hamilton	2-4-6	-	-	2-1	-	-	0-3	-	-	-	-	-	-
Earl Moore	3-3-6	-	0-1	1-0	-	-	0-1	1-0	0-1	-	-	-	1-0
Jalen Grimble	4-2-6	1-0	2-0	1-1	-	-	-	-	-	-	0-1	-	-
Gabe Terry	2-3-5	-	-	-	-	-	-	-	1-0	1-0	-	-	0-3
Eduardo Clements	4-0-4	1-0	-	1-0	1-0	1-0	-	-	-	-	-	-	-
Andrew Swasey	4-0-4	1-0	2-0	-	-	-	-	-	-	1-0	-	-	-
Dequan Ivery	0-3-3	-	-	-	-	-	0-2	0-1	-	-	-	-	-
Clive Walford	2-0-2	1-0	1-0	-	-	-	-	-	-	-	-	-	-
Malcolm Bunche	2-0-2	-	-	-	-	-	-	-	2-0	-	-	-	-
Jake Wieclaw	1-1-2	-	-	-	-	-	-	-	-	1-1	-	-	-
Kendal Thompkins	2-0-2	-	-	-	-	1-0	-	-	-	1-0	-	-	-
Brandon Yosha	0-1-1	-	-	-	-	0-1	-	-	-	-	-	-	-
Dalton Botts	1-0-1	-	-	-	1-0	-	-	-	-	-	-	-	-
Stephen Morris	1-0-1	-	-	-	-	-	-	-	-	-	1-0	-	-
Malcolm Lewis	1-0-1	-	-	1-0	-	-	-	-	-	-	-	-	-
Maurice Hagens	0-1-1	-	-	-	0-1	-	-	-	-	-	-	-	-
Davon Johnson	1-0-1	-	-	1-0	-	-	-	-	-	-	-	-	-
Rashawn Scott	1-0-1	-	-	-	1-0	-	-	-	-	-	-	-	-

GAME-BY-GAME TACKLES FOR LOSS (TFL-YDS)

	TFL-YDS	at BC	at KSU	B-CU	at GT	NCSU	vs. ND	UNC	FSU	VT	at UVA	USF	at Duke
Eddie Johnson	7.5-23	1.0-1	1.0-2	-	0.5-1	1.0-8	-	2.0-5	-	1.0-2	-	1.0-4	-
Anthony Chickillo	6.5-31	-	1.0-1	-	3.0-11	-	-	-	-	-	2.0-18	-	0.5-1
Denzel Perryman	6.0-14	1.0-2	1.0-1	1.0-1	DNP	DNP	-	3.0-10	-	-	-	-	-
Olsen Pierre	5.0-18	1.0-1	1.0-3	-	0.5-0	-	DNP	1.0-2	-	1.0-8	-	-	0.5-4
Tyriq McCord	3.5-24	-	-	2.0-15	-	-	-	-	1.0-5	-	-	-	0.5-4
Gionni Paul	3.5-6	DNP	DNP	1.0-2	-	-	-	-	-	1.0-2	0.5-1	1.0-1	-
Brandon McGee	3.0-14	-	-	1.0-1	1.0-5	-	1.0-4	-	1.0-8	-	-	-	-
Jimmy Gaines	3.0-14	-	-	-	1.0-7	-	DNP	-	1.0-2	1.0-5	-	-	-
Shayon Green	2.0-21	0.5-1	1.0-19	-	-	-	-	-	-	-	-	-	0.5-1
Curtis Porter	2.5-5	-	-	-	-	-	-	-	-	-	1.5-4	1.0-1	-
Kacy Rodgers II	2.0-7	-	-	-	-	-	-	-	-	-	1.0-5	1.0-2	-
Thurston Armbrister	2.0-2	-	-	-	-	-	-	1.0-1	-	-	-	-	1.0-1
Kelvin Cain	1.0-7	-	-	-	-	1.0-7	-	-	-	-	-	-	-
Darius Smith	1.0-3	-	-	1.0-3	-	-	-	-	-	-	-	-	-
Jelani Hamilton	1.0-2	-	DNP	1.0-2	DNP	-	-	-	-	-	-	-	-
Deon Bush	1.0-2	-	-	-	1.0-2	-	-	-	-	-	-	-	-
Ladarius Gunter	1.0-1	-	-	-	1.0-1	-	-	-	-	-	-	-	-
Ramon Buchanan	0.5-2	0.5-2	-	DNP	DNP	DNP	DNP	DNP	DNP	DNP	-	-	-

GAME-BY-GAME SACKS (SACKS-YDS)

	SACKS-YDS	at BC	at KSU	B-CU	at GT	NCSU	vs. ND	UNC	FSU	VT	at UVA	USF	at Duke
Anthony Chickillo	4.0-24	-	1.0-1	-	1.0-5	-	-	-	-	-	2.0-18	-	-
Tyriq McCord	3.5-24	-	-	2.0-15	-	-	-	-	1.0-5	-	-	0.5-4	-
Olsen Pierre	1.5-12	-	-	-	-	-	-	-	-	1.0-8	-	0.5-4	-
Eddie Johnson	1.0-8	-	-	-	-	1.0-8	-	-	-	-	-	-	-
Brandon McGee	1.0-8	-	-	-	-	-	-	-	1.0-8	-	-	-	-
Kelvin Cain	1.0-7	-	-	-	-	1.0-7	-	-	-	-	-	-	-
Darius Smith	1.0-3	-	-	1.0-3	-	-	-	-	-	-	-	-	-



2012 STATISTICS

SCORING DRIVES

OPPONENT	PLAYS	YDS	DRIVE			PLAY
			TIME	CLOCK	START	
at Boston College	13	83	3:42	1st/0:53	UM17	Clements 1 run
at Boston College				1st/0:00		Perryman 41 interception return
at Boston College	4	77	1:51	2nd/7:02	UM23	D. Johnson 54 run
at Boston College	15	62	4:46	3rd/5:06	UM38	Wieclaw 22 FG
at Boston College	4	79	1:17	3rd/1:18	UM21	D. Johnson 56 run
at Boston College	4	0	0:46	4th/13:35	BC6	Wieclaw 24 FG
at Boston College	8	47	2:23	4th/9:49	UM47	Lewis 18 pass from Morris
at Kansas State	7	60	2:41	1st/0:11	UM25	Wieclaw 32 FG
at Kansas State	7	70	1:42	2nd/0:00	UM20	Wieclaw 27 FG
at Kansas State	4	17	1:39	4th/3:51	KS17	Walford 2 pass from Williams
Bethune-Cookman				1st/2:25		D. Johnson 95 kickoff return
Bethune-Cookman	9	50	2:31	2nd/5:48	50	D. Johnson 1 run
Bethune-Cookman	9	64	2:41	2nd/0:35	UM36	Wieclaw 20 FG
Bethune-Cookman	6	78	2:09	3rd/4:26	UM22	D. Johnson 50 pass from Morris
Bethune-Cookman	4	55	1:24	4th/8:25	UM45	D. Johnson 28 run
Bethune-Cookman	4	21	2:22	4th/3:56	BC21	Clements 10 run
at Georgia Tech	3	75	0:57	1st/14:03	UM25	Dorsett 65 pass from Morris
at Georgia Tech	8	66	2:39	1st/4:11	UM34	Wieclaw 38 FG
at Georgia Tech				1st/4:11		Team Safety
at Georgia Tech	10	48	4:03	1st/0:00	GT48	James 1 run
at Georgia Tech	17	74	5:33	3rd/4:25	UM20	Wieclaw 23 FG
at Georgia Tech	10	82	3:07	4th/13:41	UM18	James 15 run
at Georgia Tech	8	91	1:33	4th/0:27	UM9	James 10 pass from Morris
at Georgia Tech	2	25		OT	GT25	James 25 run
NC State	3	75	0:49	1st/8:40	UM25	Hurns 14 pass from Morris
NC State				1st/8:28		Hamilton Safety
NC State	5	74	1:36	1st/6:52	UM26	Dorsett 24 pass from Morris
NC State	3	84	1:12	1st/4:18	UM16	Scott 76 pass from Morris
NC State	10	90	3:24	3rd/0:54	UM10	Du. Johnson 4 run
NC State	7	76	2:23	4th/8:00	UM24	Scott 13 pass from Morris
NC State	3	61	0:29	4th/0:19	UM39	Dorsett 62 pass from Morris
vs. Notre Dame	9	50	3:56	1st/5:32	UM39	Wieclaw 28 FG
North Carolina	12	80	5:21	2nd/5:32	UM20	James 1 run
North Carolina	12	94	3:56	3rd/5:06	UM6	Morris 5 run
Florida State	4	22	1:47	1st/11:06	FSU22	James 9 run
Florida State	7	32	2:43	1st/7:32	FSU34	Wieclaw 19 FG
Florida State	9	52	3:27	3rd/0:19	UM38	Wieclaw 27 FG
Florida State	8	75	1:58	4th/0:47	UM25	Scott 8 pass from Morris
Virginia Tech	2	16	0:11	1st/8:33	VT16	Hurns 16 pass from Morris
Virginia Tech	2	19	0:59	1st/1:15	VT19	James 16 pass from Morris
Virginia Tech	5	70	1:31	2nd/9:08	UM25	Wieclaw 22 FG
Virginia Tech	10	82	4:02	2nd/3:28	UM4	Wieclaw 31 FG
Virginia Tech	8	69	3:52	4th/7:38	UM31	Du. Johnson 7 run
Virginia Tech	8	44	3:24	4th/2:54	UM36	Wieclaw 37 FG
at Virginia	7	75	2:28	1st/8:32	UM25	Hurns 8 pass from Du. Johnson
at Virginia				1st/5:21		Du. Johnson 95 kick return
at Virginia	5	87	1:44	2nd/14:56	UM13	Hurns 12 pass from Morris
at Virginia	10	39	3:16	2nd/8:16	UM48	Wieclaw 30 FG
at Virginia	7	52	2:19	3rd/7:52	UM48	Walford 9 pass from Morris
at Virginia	2	48	0:24	4th/11:38	UVA48	Dorsett 35 pass from Morris
at Virginia				4th/4:19		Team safety
USF	8	48	2:44	1st/11:11	UM30	Wieclaw 39 FG
USF	7	40	4:08	2nd/14:22	USF45	Wieclaw 22 FG
USF	6	42	2:19	2nd/9:43	UM38	Wieclaw 37 FG
USF	1	15	0:06	2nd/9:24	USF15	Thompkins 15 pass from Morris
USF	9	76	3:54	3rd/11:06	UM24	Du. Johnson 8 run
USF	1	87	0:10	3rd/7:31	UM13	Waters 87 pass from Morris
USF	6	75	2:36	3rd/14:09	UM25	Walford 65 pass from Morris
USF	8	59	3:16	4th/6:46	UM25	Wieclaw 33 FG
at Duke	4	58	1:51	1st/6:59	UM42	Walford 11 pass from Morris
at Duke	3	61	0:54	1st/5:19	UM39	Du. Johnson 18 run
at Duke	9	75	3:16	2nd/5:41	UM25	Du. Johnson 6 run
at Duke	7	47	2:28	2nd/0:08	DU47	James 1 run

OPPONENT	PLAYS	YDS	DRIVE			PLAY
			TIME	CLOCK	START	
at Duke	12	71	3:44	3rd/11:10	UM24	Wieclaw 23 FG
at Duke	3	75	1:09	3rd/4:08	UM25	Du. Johnson 65 run
at Duke	1	72	0:14	3rd/2:34	UM28	James 72 pass from Morris
at Duke	1	65	0:10	4th/7:37	UM35	Waters 65 pass from Morris
AVERAGE DRIVE	6.6	59.9	2:15			

DRIVES SUPERLATIVES

MOST PLAYS:	17 at Georgia Tech	FEWEST PLAYS:	1, 4 times
MOST YARDS:	94 vs. North Carolina	FEWEST YARDS:	0 at Boston College
LONGEST TIME:	5:33 at Georgia Tech	SHORTEST TIME:	0:06 vs. USF

LONG PLAYS (25-plus yards from scrimmage)

YDS	PLAY	OPPONENT (QTR)
87	Herb Waters pass from Stephen Morris [TD]	USF (3rd)
76	Rashawn Scott pass from Stephen Morris [TD]	NC State (1st)
72	Mike James pass from Stephen Morris [TD]	at Duke (3rd)
65	Herb Waters pass from Stephen Morris [TD]	at Duke (4th)
65	Duke Johnson run [TD]	at Duke (3rd)
65	Clive Walford pass from Stephen Morris [TD]	USF (4th)
65	Duke Johnson run	Virginia Tech (2nd)
65	Phillip Dorsett pass from Stephen Morris [TD]	at Georgia Tech (1st)
62	Phillip Dorsett pass from Stephen Morris [TD]	NC State (4th)
56	Duke Johnson run [TD]	at Boston College (3rd)
56	Clive Walford pass from Stephen Morris	at Kansas State (1st)
54	Duke Johnson run [TD]	at Boston College (2nd)
52	Duke Johnson run	at Virginia (1st)
52	Rashawn Scott pass from Stephen Morris	NC State (1st)
50	Duke Johnson pass from Stephen Morris [TD]	Bethune-Cookman (3rd)
46	Phillip Dorsett pass from Stephen Morris	at Virginia (1st)
46	Phillip Dorsett pass from Stephen Morris	NC State (4th)
41	Denzel Perryman interception return [TD]	at Boston College (1st)
41	Phillip Dorsett pass from Stephen Morris	at Georgia Tech (2nd)
41	Davon Johnson pass from Stephen Morris	NC State (4th)
40	Allen Hurns pass from Stephen Morris	NC State (1st)
40	Phillip Dorsett pass from Stephen Morris	NC State (3rd)
37	Kendall Thompkins pass from Ryan Williams	USF (4th)
36	Clive Walford pass from Stephen Morris	at Duke (2nd)
36	Clive Walford pass from Stephen Morris	USF (2nd)
35	Duke Johnson run	at Duke (3rd)
35	Clive Walford pass from Stephen Morris	at Duke (1st)
35	Phillip Dorsett pass from Stephen Morris [TD]	at Virginia (4th)
34	Clive Walford pass from Stephen Morris	USF (1st)
32	Duke Johnson run	at Georgia Tech (4th)
32	Davon Johnson pass from Stephen Morris	Florida State (4th)
30	Clive Walford pass from Stephen Morris	Virginia Tech (2nd)
29	Dyron Dye pass from Stephen Morris	at Duke (4th)
29	Phillip Dorsett pass from Dallas Crawford	at Duke (1st)
28	Kendall Thompkins pass from Stephen Morris	USF (1st)
28	Ladarius Gunter fumble return	at Boston College (4th)
28	Duke Johnson run [TD]	Bethune-Cookman (4th)
28	Clive Walford pass from Stephen Morris	vs. Notre Dame (1st)
26	Brandon McGee interception return	at Virginia (2nd)
26	Brandon McGee fumble return	NC State (2nd)
26	Duke Johnson pass from Stephen Morris	vs. Notre Dame (2nd)
26	Rashawn Scott pass from Stephen Morris	Virginia Tech (4th)
26	Clive Walford pass from Stephen Morris	Virginia Tech (2nd)
26	Phillip Dorsett pass from Stephen Morris	Virginia Tech (2nd)
25	Rashawn Scott pass from Stephen Morris	at Kansas State (2nd)
25	Rashawn Scott pass from Stephen Morris	at Georgia Tech (4th)
25	Mike James run [TD]	at Georgia Tech (OT)

RED ZONE

	SCORE	TIMES IN		POINTS	TDS	RUSH TDS	PASS TDS	-----FAILED TO SCORE INSIDE 20-----						
		RED ZONE	SCORES					FGS	FGA	DOWNS	INT	FUM	HALF	GAME
at Boston College	41-32	4	4	20	2	1	1	2	0	0	0	0	0	0
at Kansas State	13-52	4	3	13	1	0	1	2	0	1	0	0	0	0
Bethune-Cookman	38-10	3	3	17	2	2	0	1	0	0	0	0	0	0
at Georgia Tech	42-36	5	4	24	3	2	1	1	1	0	0	0	0	0
NC State	44-37	5	3	21	3	1	2	0	1	0	1	0	0	0
vs. Notre Dame	3-41	2	1	3	0	0	0	1	0	1	0	0	0	0
North Carolina	14-18	2	2	14	2	2	0	0	0	0	0	0	0	0
Florida State	20-33	4	4	20	2	1	1	2	0	0	0	0	0	0
Virginia Tech	30-12	6	6	30	3	1	2	3	0	0	0	0	0	0
at Virginia	40-41	4	4	24	3	0	3	1	0	0	0	0	0	0
USF	40-9	7	6	25	2	1	1	4	0	0	0	1	0	0
at Duke	52-45	6	5	31	4	3	1	1	0	1	0	0	0	0
TOTALS		52	45	242	27	14	13	18	2	3	1	1	0	0
OPPONENTS		61	52	305	37	26	11	15	3	2	2	2	0	0

SEASON PCT. (OVERALL): 45 of 52 (86.5%)

SEASON PCT. (TDS): 27 of 52 (51.9%)

SEASON PCT. (FGS): 18 of 52 (34.6%)

SEASON PCT. (NO SCORE): 7 of 52 (13.5%)