

  
**miami**

*2010-11*

**BASKETBALL**





 **BASKETBALL™**

# it's Hurricane Season

## NOVEMBER

3	(Wed)	BARRY (Exhibition)	Coral Gables, Fla.	7:30 p.m.
8	(Mon)	FLORIDA SOUTHERN (Exhibition)	Coral Gables, Fla.	7:30 p.m.
12	(Fri)	JACKSONVILLE	Coral Gables, Fla.	7:30 p.m.
15	(Mon)	at Memphis (ESPN/ESPN3.com)	Memphis, Tenn.	11:59 p.m.
19	(Fri)	NC CENTRAL (FS-FL)	Coral Gables, Fla.	7 p.m.
21	(Sun)	at Rutgers (SNY)	Piscataway, N.J.	2 p.m.
24	(Wed)	McNEESE STATE	Coral Gables, Fla.	7:30 p.m.
27	(Sat)	at Florida Gulf Coast	Fort Myers, Fla.	7:05 p.m.
30	(Tue)	OLE MISS (FS-FL/NESN)	Coral Gables, Fla.	7 p.m.

## DECEMBER

4	(Sat)	WEST VIRGINIA (SUN)	Coral Gables, Fla.	4 p.m.
12	(Sun)	STETSON#	Coral Gables, Fla.	4 p.m.
18	(Sat)	vs. UCF+ (FSN)	Sunrise, Fla.	1 p.m.

at Las Vegas Holiday Hoops Classic Las Vegas, Nev.  
(Miami, Akron, Oral Roberts, Rice, Stetson, UALR)

21	(Tue)	vs. Oral Roberts		5:15 p.m.
22	(Wed)	vs. Rice		3 p.m.
23	(Thu)	vs. Akron		Noon

30	(Thu)	PEPPERDINE	Coral Gables, Fla.	6 p.m.
----	-------	------------	--------------------	--------

## JANUARY

2	(Sun)	at Duke* (FSN)	Durham, N.C.	7:45 p.m.
8	(Sat)	at Clemson* (ESPNU)	Clemson, S.C.	6 p.m.
15	(Sat)	BOSTON COLLEGE* (ESPNU)	Coral Gables, Fla.	6 p.m.
19	(Wed)	FLORIDA STATE* (RSN)	Coral Gables, Fla.	9 p.m.
23	(Sun)	at NC State* (Raycom)	Raleigh, N.C.	Noon
26	(Wed)	NORTH CAROLINA* (ESPN/ESPN2)*	Coral Gables, Fla.	7:30 p.m.
30	(Sun)	at Virginia Tech* (FSN)	Blacksburg, Va.	5:30 p.m.

## FEBRUARY

3	(Thu)	GEORGIA TECH* (ESPN/ESPN2)*	Coral Gables, Fla.	7 p.m.
5	(Sat)	VIRGINIA*	Coral Gables, Fla.	2 p.m.
9	(Wed)	at Wake Forest* (RSN)	Winston-Salem, N.C.	7 p.m.
13	(Sun)	DUKE* (FSN)	Coral Gables, Fla.	6:45 p.m.
15	(Tue)	at UNC Greensboro	Greensboro, N.C.	7 p.m.
20	(Sun)	CLEMSON* (ESPNU)	Coral Gables, Fla.	3:30 p.m.
23	(Wed)	at Boston College*	Chestnut Hill, Mass.	7 p.m.
26	(Sat)	at Florida State* (Raycom)	Tallahassee, Fla.	2 p.m.

## MARCH

2	(Wed)	MARYLAND* (ESPNU)	Coral Gables, Fla.	7 p.m.
6	(Sun)	at Georgia Tech* (Raycom)	Atlanta, Ga.	2:30 p.m.

10-13 ACC Men's Basketball Tournament Greensboro, N.C.

All **HOME GAMES** are played at the BankUnited Center on the University of Miami campus. All times Eastern.

\* ACC Game | + MetroPCS Orange Bowl Basketball Classic (BankAtlantic Center) |

# Part of the Las Vegas Holiday Hoops Classic; Games in Las Vegas will be played at the South Point Arena | ^ Network confirmed 7-10 days out





## 6 PREVIEW

Seventh-year head coach Frank Haith and the Hurricanes look to carry on from where they left off last season in the semifinals of the ACC Tournament. Miami returns nine players, including four who started all three games in the ACC Tournament, in addition to the ACC's three-point field goal percentage leader. Haith and the Hurricanes are striving for their third 20-win season in four years and their fifth postseason appearance in seven years.



## 31 STAFF

Coach Haith and his tireless staff returns to the hardwood in 2010-11 determined to develop outstanding young men, both on and off the court. In addition to building the program, Haith and the Hurricanes have had 21 players graduate since 2005.




## 43 HURRICANES

Veteran Hurricane Adrian Thomas leads the Miami campaign in 2010-11. With one year of Miami hoops together under their belts, look for Durand Scott, Reggie Johnson and Malcolm Grant to continue to make waves for the 'Canes. In addition, Miami welcomes seven talented newcomers — including a pair of transfers.



## 77 THE U

Get to know more about both the University of Miami and the U family that is dedicated to providing the best experience possible for all Hurricane student-athletes.



**DURAND SCOTT**



**GENERAL INFORMATION**

2010-11 Schedule	1
Quick Facts	4
2010-11 Roster	5
It's All About the U	8
The Power of the U	9
Honored Jerseys	10
Retired Jerseys	11
BankUnited Center	12
The Fieldhouse	14
Miami Traditions	16
Hurricanes in the NBA	18
Beautiful Miami	20
Only the Best: ACC Basketball	22
Strength & Conditioning	24
Individual Development	26
Media Exposure	28

**SEASON PREVIEW**

Preseason Notebook	6
--------------------	---

**COACHING STAFF**

Head Coach Frank Haith	32
Assoc. Head Coach Jorge Fernandez	36
Assistant Coach Jake Morton	37
Assistant Coach Michael Schwartz	38
Men's Basketball Support Staff	39

**MEET THE 'CANES**

Adrian Thomas, Graduate	44
Julian Gamble, Junior	48
Malcolm Grant, Junior	52

DeQuan Jones, Junior	56
Ryan Quiglar, Junior	60
Garrius Adams, Sophomore	63
Reggie Johnson, Sophomore	66
Durand Scott, Sophomore	69
Donnavan Kirk, Freshman-R	72

**NEWCOMERS**

Raphael Akpejori, Rion Brown	73
Justin Heller, Kenny Kadji	74
Trey McKinney Jones, Erik Swoope	75
Q&A	76

**THE U**

University of Miami	78
Athletic Excellence	80
Facilities	82
Renovations	83
Academic Excellence	84
University President	85
Director of Athletics	86
Athletic Administration	87
Compliance	88
Head Coaches	90

**2010-11 OPPONENTS**

Opponent Information	92
2011 Postseason	97
The ACC	98

**2009-10 REVIEW**

Season Highlights	102
-------------------	-----

Final Results	104
Final Statistics	105
Game-by-Game Statistics	106
Points-Rebounds-Assists	107
Game-by-Game Highs	108
Game Superlatives	109
Miscellaneous Statistics	110
ACC in Review	111
ACC Statistical Leaders	112
Game Recaps	116

**HISTORY**

Program History	130
Miami in the Postseason	142
Hurricane Head Coaches	151
1,000 Points Club	152
All-Americans	154
Hurricanes in the Draft	155
Conference Honor Roll	156
Hurricane Lettermen	158
Miami in the Polls	160
Miami vs. Ranked Opponents	162
Network TV Appearances	164


**RECORD BOOK**

Team Records	166
Individual Records	167
Annual Leaders	174
Year-by-Year Statistics	176
100 Point/Overtime Games	179
The Hurricanes at Home	180
Regular Season Tournaments	181

Series Records	182
All-Time Series Results	184
All-Time Results	191

**MEDIA INFORMATION**

Sports Media Relations	202
Hurricane Sports Network,	
ACC Media Services	203
Covering the 'Canes	204
Miami Media Outlets	206
Welcome to Miami	207
TV/Radio Spot Chart	208

**ON THE COVER**

Veteran sharpshooter Adrian Thomas returns for his sixth season in 2010-11.

**CREDITS**

The 2010-11 University of Miami Men's Basketball Media Guide is an official publication of the University of Miami Sports Media Relations Office. Copyright © 2010. **COVER DESIGN & LAYOUT:** Margaret Belch. **EDITORS:** Margaret Belch, Bryan Harvey, Rob Dunning, Scott Zavitz. **CONTRIBUTORS:** Margaret Belch, Bryan Harvey, Rob Dunning, Scott Moody, Sam Henderson, Alex Bryant, Ali Sambrook, Julian Hampton, Kashae Foster, Brandon Gross, Greater Miami Chamber of Commerce, Opponent SIDs. **PHOTOGRAPHY:** J.C. Ridley, Richard Lewis, Evan Pike, Jorge Perez, City of Miami, Raul M. Zarranz, Jenny Abreu, Nick Adams/spurs.com, Garrett W. Ellwood/NBAE/Getty Images, Robert Crawford, Nelson Chenault, Jessica Marshall, Joel Auerbach, Michael Erdelyi, ACC, NBAE Photos, Ed Nunez, Tomasso DeRosa, Bob Rosato, Gary Rothstein, Al Messerschmidt, Bob Rosato, Nat Butler, Tom DiPace, Rhona Wise, Thomas Maguire, William Lai, Mitchell Layton, Norm Fisher, Max Lorber, Toby Lane, Patty Garavito, Todor Pandov, Miami Heat, Miami Dolphins, Florida Marlins, Florida Panthers, Chicago Bulls, Milwaukee Bucks, Golden State Warriors, University Relations, Metro-Dade County Department of Tourism, Opponent SIDs, Getty/NBA Images. **PRINTING:** Nupress.

**91 OPPONENTS**

This season's 31-game slate includes 16 contests versus postseason teams and at least 19 televised games. Miami will have 15 home games at the BankUnited Center — including battles versus Duke, North Carolina, West Virginia and Ole Miss — as well as 16 ACC contests.

**101 2009-10 REVIEW**

The Hurricanes put together a great start and finish, leaping into the national rankings before beginning the rigors of ACC play. Behind sensational rookie performances from Durand Scott and Reggie Johnson, Miami continued to make a name for itself on the hardwood.

**129 HISTORY**

A youthful 2009-10 program came on strong late in the season, as the program continues to develop under the watchful eyes of head coach Frank Haith. All-time great 'Canes include Rick Barry, Tim James, Don Curnutt, Dick Hickox, James Jones, John Salmons and Jack McClinton.

**201 MEDIA**

Information on who covers — and how to cover — the Hurricanes in 2010-11, plus how to get around South Florida.



**2010-11 MIAMI MEN'S BASKETBALL** Front Row (R to L): Athletic Trainer Wes Brown, Head Manager Kourosh Agahdel, Garrius Adams, Erik Swoope, Rion Brown, Durand Scott, Head Coach Frank Haith, Malcolm Grant, Trey McKinney Jones, Ryan Quiglar, Justin Heller, Graduate Manager Ben Reid, Graduate Manager Brett Burman. **Back Row:** Associate Director of Basketball Operations Toby Lane, Associate Head Coach Jorge Fernandez, Strength & Conditioning Coach Todor Pandov, Adrian Thomas, Julian Gamble, Kenny Kadji, Reggie Johnson, Donnavan Kirk, Raphael Akpejori, DeQuan Jones, Assistant Coach Jake Morton, Assistant Coach Michael Schwartz, Director of Basketball Operations Mike Summey.

## THE UNIVERSITY

Location	Coral Gables, Fla.
Founded	1925
Enrollment	15,629
Nickname	Hurricanes
Colors	Orange, Green and White
Mascot	Sebastian the Ibis
Affiliation	NCAA Division I
Conference	Atlantic Coast Conference
Home Arena (Capacity)	BankUnited Center (7,200)
Press Row	(305) 284-2111
President	Dr. Donna E. Shalala
Director of Athletics	Kirby Hocutt
Ticket Office	1-800-GO-CANES

## PROGRAM HISTORY

First Year of Basketball	1926
All-Time Record (pct.)	.851-.655 (.565)
NCAA Appearances	6
Years	1960, 1998, 1999, 2000, 2002, 2008
Last Appearance	2008
Last NCAA Opponent	Texas (Second Round)
Result	L, 75-72
Latest Round (Year)	Sweet 16 (2000)
NIT Appearances	9
Years	1961, 1963, 1964, 1995, 1997, 2001, 2005, 2006, 2009
Last Appearance	2009
Last NIT Opponent	Florida (Second Round)
Result	L, 74-60

## COACHING AND SUPPORT STAFF

Head Coach	Frank Haith
Alma Mater (Year)	Elon (1988)
Overall Record/Record at UM (Years)	108-86 (6)

Associate Head Coach	Jorge Fernandez/Stetson (1985)
Assistant Coach	Jake Morton/Miami (Fla.) (1993)
Assistant Coach	Michael Schwartz/Texas (1999)
Director of Basketball Operations	Mike Summey/NC State (1997)
Associate Director of Operations	Toby Lane/Wichita State (1993)
Athletic Trainer	Wes Brown/UNCW (2000)
Strength & Conditioning Coach	Todor Pandov/Western Ky. (2003)
Graduate Manager	Brett Burman/Wisconsin (2009)

## TEAM INFORMATION

2009-10 Overall Record	20-13
Home/Away/Neutral	12-4/2-8/6-1
ACC Record/Finish	4-12/12
Final Ranking	NR
Starters Returning/Lost	3/2
Letterwinners Returning/Lost	8/4
Newcomers	7

## SPORTS MEDIA RELATIONS

Associate AD for Communications	Chris Freet
Assistant SID/M Basketball	Margaret Belch
E-mail	mbelch@miami.edu
Office	(305) 284-3241
Mobile	(305) 915-0588
Fax	(305) 284-2807
Secondary Contact	Rob Dunning
E-mail	rdunning@miami.edu
Office	(305) 284-3230
Mobile	(305) 498-1464
Athletic Website	www.hurricanesports.com
Address	5821 San Amaro Drive Coral Gables, FL 33146



## NUMERICAL

NO	NAME	POS	HT	WT	YR	HOMETOWN (HS/PREVIOUS)
1	Durand Scott	G	6-3	200	SO	New York, N.Y. (Rice)
3	Malcolm Grant	G	6-1	180	JR	Brooklyn, N.Y. (Winchendon Academy [Mass.]/Villanova)
4	Trey McKinney Jones <sup>^</sup>	G	6-5	214	JR	Milwaukee, Wis. (South Milwaukee/UMKC)
10	Raphael Akpejiori	F	6-8	229	FR	Lagos, Nigeria (Sunrise Christian Academy [Kan.])
11	Ryan Quigtar	G	5-11	172	JR	Skyway, Wash. (Renton)
12	Justin Heller	G	6-2	180	FR	Boca Raton, Fla. (West Boca Raton Community)
15	Rion Brown	G	6-5	188	FR	Hinesville, Ga. (Liberty County)
21	Kenny Kadji <sup>^</sup>	F/C	6-11	255	SO-R	Douala, Cameroon (Pendleton/IMG Academy/Florida)
22	Donnavan Kirk	F	6-9	227	FR-R	Pontiac, Mich. (Detroit Country Day)
25	Garrius Adams	G	6-6	196	SO	Apex, N.C. (Middle Creek)
30	Adrian Thomas	F	6-7	226	GR	Pembroke Pines, Fla. (Flanagan)
31	DeQuan Jones	G/F	6-7	219	JR	Stone Mountain, Ga. (Wheeler)
32	Erik Swoope	F	6-6	230	FR	North Hollywood, Calif. (Harvard-Westlake)
42	Reggie Johnson	C	6-10	303	SO	Winston-Salem, N.C. (Winston-Salem Prep)
45	Julian Gamble	F/C	6-9	258	JR	Durham, N.C. (Southern Durham)

## ALPHABETICAL

NO	NAME	POS	HT	WT	YR	HOMETOWN (HS/PREVIOUS)
25	Garrius Adams	G	6-6	196	SO	Apex, N.C. (Middle Creek)
10	Raphael Akpejiori	F	6-8	229	FR	Lagos, Nigeria (Sunrise Christian Academy [Kan.])
15	Rion Brown	G	6-5	188	FR	Hinesville, Ga. (Liberty County)
45	Julian Gamble	F/C	6-9	258	JR	Durham, N.C. (Southern Durham)
3	Malcolm Grant	G	6-1	180	JR	Brooklyn, N.Y. (Winchendon Academy [Mass.]/Villanova)
12	Justin Heller	G	6-2	180	FR	Boca Raton, Fla. (West Boca Raton Community)
42	Reggie Johnson	C	6-10	303	SO	Winston-Salem, N.C. (Winston-Salem Prep)
31	DeQuan Jones	G/F	6-7	219	JR	Stone Mountain, Ga. (Wheeler)
21	Kenny Kadji <sup>^</sup>	F/C	6-11	255	SO-R	Douala, Cameroon (Pendleton/IMG Academy/Florida)
22	Donnavan Kirk	F	6-9	227	FR-R	Pontiac, Mich. (Detroit Country Day)
4	Trey McKinney Jones <sup>^</sup>	G	6-5	214	JR	Milwaukee, Wis. (South Milwaukee/UMKC)
11	Ryan Quigtar	G	5-11	172	JR	Skyway, Wash. (Renton)
1	Durand Scott	G	6-3	200	SO	New York, N.Y. (Rice)
32	Erik Swoope	F	6-6	230	FR	North Hollywood, Calif. (Harvard-Westlake)
30	Adrian Thomas	F	6-7	226	GR	Pembroke Pines, Fla. (Flanagan)

<sup>^</sup> Will sit out the 2010-11 season due to NCAA transfer rules

**Head Coach:** Frank Haith (Elon '88, 7th season)

**Associate Head Coach:** Jorge Fernandez | **Assistant Coaches:** Jake Morton, Michael Schwartz

**Director of Basketball Operations:** Mike Summey | **Assoc. Director of Basketball Operations:** Toby Lane

**Athletic Trainer:** Wes Brown | **Strength & Conditioning Coach:** Todor Pandov | **Graduate Managers:** Brent Burman, Ben Reid, Jr.

## SAY WHAT

- 1 Durand — dur-RAN
- 10 Akpejiori — AHK-peh-jour-ee
- 11 Quigtar — KWIG-tar
- 15 Rion — Ryan
- 25 Garrius — GARY-us
- 31 DeQuan — duh-KWAN
- 32 Swoope — Swope
- 21 Kadji — KAY-jee
- Haith — rhymes with Faith
- Jorge — George

## HURRICANES BY CLASS

### GRADUATE STUDENTS (1)

Adrian Thomas	F
---------------	---

### JUNIORS (5)

Julian Gamble	F/C
Malcolm Grant	G
DeQuan Jones	G/F
Trey McKinney Jones	G
Ryan Quigtar	G

### SOPHOMORES (4)

Garrius Adams	G
Reggie Johnson	C
Kenny Kadji	F/C
Durand Scott	G

### FRESHMEN (5)

Raphael Akpejiori	F
Rion Brown	G
Justin Heller	G
Donnavan Kirk	F
Erik Swoope	F

## HURRICANES BY STATE

### NORTH CAROLINA (3)

Garrius Adams	Apex
Julian Gamble	Durham
Reggie Johnson	Winston-Salem

### FLORIDA (2)

Justin Heller	Boca Raton
Adrian Thomas	Pembroke Pines

### GEORGIA (2)

Rion Brown	Hinesville
DeQuan Jones	Stone Mountain

### NEW YORK (2)

Malcolm Grant	Brooklyn
Durand Scott	New York

### CALIFORNIA (1)

Erik Swoope	North Hollywood
-------------	-----------------

### MICHIGAN (1)

Donnavan Kirk	Pontiac
---------------	---------

### WASHINGTON (1)

Ryan Quigtar	Renton
--------------	--------

### WISCONSIN (1)

Trey McKinney Jones	Milwaukee
---------------------	-----------

### CAMEROON (1)

Kenny Kadji	Douala
-------------	--------

### NIGERIA (1)

Raphael Akpejiori	Lagos
-------------------	-------



DURAND SCOTT

## IT'S HURRICANE SEASON

The 2010-11 Hurricanes return nine players, including four who started all three games in the ACC Tournament — **Durand Scott**, **Reggie Johnson**, **DeQuan Jones** and **Julian Gamble**, in addition to the ACC's three-point field goal percentage leader from one season ago in **Adrian Thomas**... Finishing 20-13 in 2009-10, Miami posted its second 20-win season in the last three years... Miami advanced to the ACC Tournament semifinals for the first time in school history, marking the first time UM has won two games in a conference tourney... **Durand Scott** became the first Hurricane named to the ACC's All-Rookie Team, as well as the Sporting News' All-ACC Rookie Team... He was a UM-best four-time ACC Rookie of the Week and posted two of the league's top-five scoring performances by a freshman — the only ACC newcomer to appear more than once... Scott and **Malcolm Grant** became the first UM tandem since 1992-93 to collect 100 assists in the same season and the fourth pair of teammates to do so in UM history... After averaging a team-high 14.7 points, 5.0 rebounds, 3.0 assists and 1.0 steal per game in leading Miami to the ACC Tourney semis, Scott was named to the ACC All-Tournament First Team, while **Reggie Johnson** earned Second Team honors... Johnson averaged 13.7 points, a team-high 8.0 rebounds, 1.7 blocks and 1.0 assist per game, and got UM

off to a strong start in the first-round win over Wake Forest... Finishing with a career-high 22 points on 8-for-8 shooting from the field and a 6-for-6 showing from the line, he tied a UM record and set a new ACC Tournament freshman record as the first rookie to finish perfect from the field in a tourney game.

## NEWCOMERS

With the graduation of three seniors, including Dwayne Collins — a second round pick of the Phoenix Suns in the 2010 NBA Draft, the 2010-11 edition of the Hurricanes welcomes seven newcomers to the squad, including 6-9 redshirt freshman forward **Donnavan Kirk**... **Rion Brown**, the 2010 Class 3-A South Player of the Year by the Georgia Athletic Coaches Association, averaged 22.8 points per game, converting 55 percent from the field and 38 percent from three-point range... **Erik Swoope** averaged 21.8 points, 8.9 rebounds, and 1.5 blocks per game, shooting 74 percent from the field and 71 percent from the foul line, en route to California's Mission League MVP honors... **Raphael Akpejori** earned Kansas All-State Class 1-A Honorable Mention accolades after leading his Sunrise Christian team to a 22-2 record... Transfers **Trey McKinney Jones** (UMKC) and **Kenny Kadji** (Florida) will be eligible in 2011-12 for UM.

## THE SCHEDULE

Miami's 2010-11 slate features 16 games versus 2010 postseason participants and at least 19 televised contests. At least 10 of those games will be broadcast nationally, including home contests versus North Carolina (Jan. 26, ESPN or ESPN2), Georgia Tech (Feb. 3, ESPN or ESPN2) and Duke (Feb. 13, FSN), and road games at Duke (Jan. 2, FSN) and Virginia Tech (Jan. 30, FSN). This season's ACC lineup includes 10 games versus 2010 NCAA Tournament participants — including a home-and-away series with defending national champions Duke, Georgia Tech, Florida State and Clemson.

With a beefed-up non-conference schedule, the Hurricanes play their first road game at Memphis on Mon., Nov. 15, to kick off ESPN's College Hoops Tip-Off Marathon, and also travel to Rutgers of the BIG EAST. UM also adds a home game versus NIT Final Four participant Ole Miss (Nov. 30, FS-FL/NESN), before facing NCAA Final Four competitor West Virginia (Dec. 4, SUN). The Hurricanes have made several adjustments to their schedule to avoid scheduling conflicts with the Miami Heat.



DEQUAN JONES & JULIAN GAMBLE



## QUICK HITS

■ **Adrian Thomas** (GR, 6-7, F) — Entering his sixth year as a Hurricane, Thomas was the ACC's leader in three-point field goal percentage (.421) in 2010, hitting a three in 47 of his last 52 games — including in 11-straight for the longest active streak in the conference heading into this season.

■ **Julian Gamble** (JR, 6-9, F/C) — This Durham native put together a strong summer, reaching the semifinals playing in the Greater NC Pro-Am League... A starter in 11-straight games to close the 2009-10 season, he is one of the most cerebral players on the squad and plays with a high basketball IQ.

■ **Durand Scott** (SO, 6-3, G) — ACC All-Rookie Team, ACC All-Tournament First Team and Sporting News ACC All-Rookie Team selection... Played in all 33 games with 28 starts, averaging 10.3 points (tops among returners in 2010-11), 4.0 rebounds, 3.4 assists and a team-high 1.2 steals per game... Scored in double figures 16 times — including in eight of the last nine games, most among returning players... First Miami rookie since Guillermo Diaz (2003-04) to score 20 points in multiple games as a freshman... His season-high 29 points at North Carolina marked the most points by a Miami freshman in over nine years... First UM rookie in 15 years and the fifth UM rookie ever to top the century mark in assists... Among the ACC's freshmen leaders in almost every statistical category — tops in assists per game (3.4) and assist-to-turnover ratio (1.55:1), and among the top six in scoring (10.3 ppg) and rebounding (4.0 rpg)... Tied an ACC freshman record with 10 assists and zero turnovers in his UM debut... Named "Outstanding Defender" at team's 2010 postseason banquet.

■ **Reggie Johnson** (SO, 6-10, C) — Strong freshman campaign, earning ACC All-Tournament Second Team honors after averaging 13.7 points, 8.0 boards and 1.7 blocks per game over three outings in the tourney...

Set a new ACC Tournament freshman record as the first rookie to finish 100 percent from the field in a tourney game (8-8 FGs, 6-6 FTs en route to a season-high 22 points versus Wake Forest)... Selected Most Improved Player and recognized as the team's leading free throw shooter at UM's 2010 postseason banquet... Played basketball in China during the summer of 2010 with Athletès in Action... Big body inside with a 7-2 wingspan... Has great hands, as well as good agility.

■ **DeQuan Jones** (JR, 6-7, G/F) — The most explosive athlete on the squad with good mid-range game... Strong during the 2010 ACC Tournament, averaging 11.7 points — on 48.1 percent shooting from the field and a team-high 50.0 percent from beyond the arc, with 3.3 boards and 1.0 block through UM's three-game run... Presented with the "Unsung Hero" award by the University of Miami Hall of Fame at the team's 2010 postseason banquet...



MALCOLM GRANT



REGGIE JOHNSON

## TEAM SURVEY SAYS...



### Most Competitive

Malcolm Grant 9  
ARV: Scott (3), Johnson (1), Gamble (1)



### Will surprise the most

Rion Brown 3.5  
ARV: Grant (2), Johnson (2), Kirk (2), Swoope (1.5), Adams (1), Akpejori (1), Jones (1), Thomas (1)



### Most likely to make a dumb comment in a team meeting

Donnvan Kirk 6  
ARV: Kadji (3), Jones (2), Akpejori (1), Johnson (1), Scott (1)



### Most likely to be head coach

Julian Gamble 4  
Malcolm Grant 4  
ARV: McKinney Jones (2), Thomas (2), Heller (1), Kirk (1), Quigtar (1)



### Has the messiest locker

Donnvan Kirk 15  
ARV: None



### Has the cleanest locker

Durand Scott 5  
ARV: Grant (3), Quigtar (2), Gamble (1), Jones (1), Swoope (1), Thomas (1)



### Most likely to win American Idol

Rion Brown 3  
Julian Gamble 3  
Malcolm Grant 3  
ARV: Jones (2), Johnson (1), Quigtar (1)



### Most likely to win Dancing with the Stars

Adrian Thomas 6  
ARV: Gamble (3), Grant (2), Johnson (1), Quigtar (1)



### Most likely to bring down the house at a comedy club

Malcolm Grant 7  
ARV: Jones (3.5), Thomas (2.5), Kirk (2)



### Best Dressed

Durand Scott 7  
ARV: Jones (3), Brown (1), Grant (1), Heller (1), Thomas (1)



### Most Intellectual

Raphael Akpejori 3  
DeQuan Jones 3  
ARV: Kirk (2), Swoope (2), Thomas (2), Gamble (1)




### Most Outspoken

Malcolm Grant 5  
ARV: Jones (3), Gamble (2), Kirk (2), Thomas (2), Johnson (1)



### Dominates the video games

Julian Gamble 13  
ARV: Grant (1)



### Most likely to be president

Donnvan Kirk 3  
Ryan Quigtar 3  
Erik Swoope 3  
ARV: Akpejori (1), Brown (1), Grant (1), Johnson (1), Jones (1), Thomas (1)

quet... Worked on expanding his offensive arsenal... Played in 28 games, starting 20 as a sophomore.

■ **Malcolm Grant** (JR, 6-1, G) — Among five Hurricanes to play in all 33 games in his inaugural campaign for UM in 2009-10... A strong perimeter shooter, knocking down 61 three-pointers — second-most on the squad... A vocal leader, named the team's "Best Playmaker" at the 2010 postseason banquet... The 13th Hurricane all time to dish out more than 100 assists in a season... Team-high 3.5 assists per game and fourth in scoring with 9.6 points an outing... Converted 40.0 percent of his threes against ACC opponents... Hit a three-pointer in the first 14 games, tying the 10th longest streak in UM history... Versus the ACC, ranked fourth in assist-to-turnover ratio (1.97:1), tied for seventh in threes made per game (1.8) and 10th in assists per game (3.6)... Second best free throw shooter on team, converting 75.6 percent for the season and 87.5 percent (21-24) over the last seven games.

■ **Garrius Adams** (SO, 6-6, G) — Played in all but one game as a rookie, with seven-straight starts in ACC play... Solid ballhandler with a nice shooting touch... Career-high 13 points at Wake Forest (3-5 3FGs).

*It's All About the U*

## WE ARE THE MIAMI HURRICANES.

With that honor and privilege comes a commitment to excellence — on the court, in the classroom, in every endeavor.

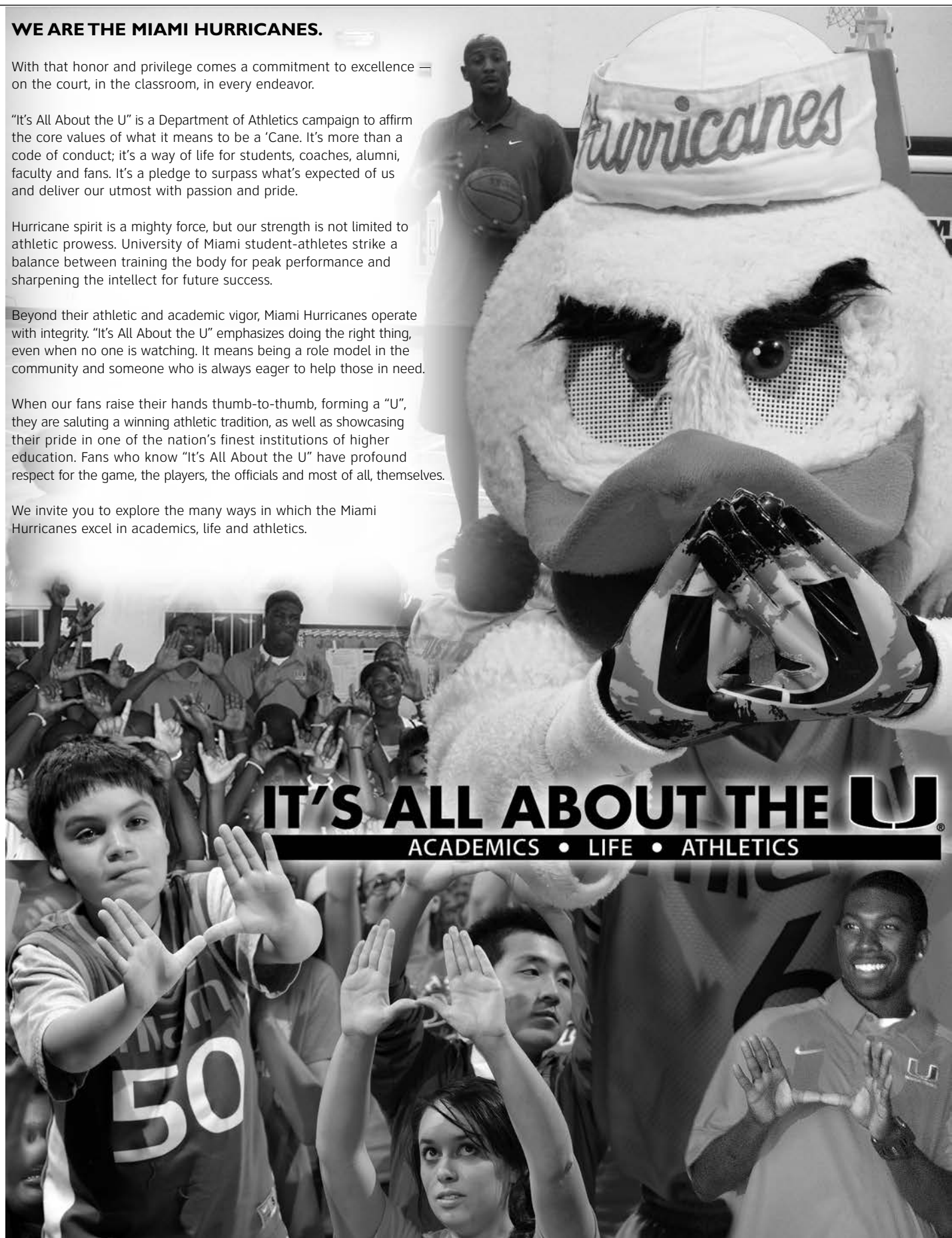
"It's All About the U" is a Department of Athletics campaign to affirm the core values of what it means to be a 'Cane. It's more than a code of conduct; it's a way of life for students, coaches, alumni, faculty and fans. It's a pledge to surpass what's expected of us and deliver our utmost with passion and pride.

Hurricane spirit is a mighty force, but our strength is not limited to athletic prowess. University of Miami student-athletes strike a balance between training the body for peak performance and sharpening the intellect for future success.

Beyond their athletic and academic vigor, Miami Hurricanes operate with integrity. "It's All About the U" emphasizes doing the right thing, even when no one is watching. It means being a role model in the community and someone who is always eager to help those in need.

When our fans raise their hands thumb-to-thumb, forming a "U", they are saluting a winning athletic tradition, as well as showcasing their pride in one of the nation's finest institutions of higher education. Fans who know "It's All About the U" have profound respect for the game, the players, the officials and most of all, themselves.

We invite you to explore the many ways in which the Miami Hurricanes excel in academics, life and athletics.



**IT'S ALL ABOUT THE U**  
ACADEMICS • LIFE • ATHLETICS





The student-athletes, coaches and staff at Miami are dedicated to not only putting together their best performances on the court, but to also becoming leaders in the community. From building houses for those in need, to holding clinics, signing autographs and sharing a smile, those in the Green and Orange bring that championship spirit to everything they do.

This community spirit remains with the Hurricanes well past their collegiate days. Will Allen, a 1971 UM graduate after a three-year basketball career, was selected by TIME Magazine as one of the world's 100 most influential people in 2010 for his work with his non-profit organization Growing Power. Through a variety of low-cost farming techniques, Growing Power produces vast quantities of food throughout the year in Milwaukee. In March 2010, Allen was recognized as a 2010 ACC Men's Basketball Tournament Legend, and in 2008 he received a \$500,000 "genius" grant from the MacArthur Foundation for his tireless work with Growing Power.

Among the best to ever wear the Green and Orange, All-American Tim James followed up a professional basketball career by electing to serve his country. A first-round draft pick by the Miami Heat in 1999, James served in Iraq with the U.S. Army over the last year, and is believed to be the first former NBA player to enlist and then serve in Iraq. He was named an ACC Legend in 2008, and is currently stationed in Texas.





(L TO R): JACK McCLINTON, RICK BARRY, THE HICKOX FAMILY AND MIAMI AD KIRBY HOCUTT

During halftime of Miami's home game versus Duke on Feb. 17, 2010, three former Hurricane greats were paid tribute to with the institution of honored jerseys, as **Jack McClinton** (2006-09), **Don Curnutt** (1967-70) and **Dick Hickox** (1958-61) had their jerseys raised to the rafters of the BankUnited Center. McClinton and **Rick Barry** were on hand for the celebration, while the late Hickox was represented by his wife, Sylvia. A bout of the flu prevented Curnutt from traveling for the festivities.




### DICK HICKOX

First All-American in Miami basketball history, earning second-team honors by both the AP and UPI in 1960, after averaging 22.1 points while shooting 47.6 percent from the field to lead UM to a 23-4 record and its first NCAA Tournament... The 5-6 guard was the first Hurricane to lead the team in scoring for three-straight seasons, and averaged 19.4 points and 4.3 rebounds per game over

his three-year career... A three-time UPI "Little Man All-American" who went on to serve as an assistant with the Hurricanes... Ninth-leading scorer in program history with 1,529 points... Ranks third in career free throws made (409), fourth with 41 20-point games, fifth in career free throw attempts (512) and eighth in field goals made (560).

### DON CURNUTT

Third-leading scorer in UM basketball history with 2,006 career points in just three seasons... Miami's third All-America selection, earning second-team honors by both the AP and UPI in 1970, after averaging 28.4 points per game, converting 43.9 percent from the field and 86.1 percent from the free throw line... Averaged 26.1 points and 2.5 rebounds over 77 games in his three-year Miami career... Continues to rank among UM's best, with three of the top-six highest scoring seasons, setting the UM record in career field goal attempts (1,816), ranking second in career field goals (813), fifth in career free throws made



(380) and seventh in career free throw percentage (83.3), while tying Rick Barry for the most 20-point games in UM history (61) — including 21 games of at least 30 points.

### JACK McCLINTON

UM's first two-time All-ACC First Team selection... Led Miami in scoring for three-straight seasons, closing his career ranked seventh in UM history with 1,702 points... ACC's all-time most proficient three-point shooter, converting a league-best 44.0 percent over his career, while averaging 3.01 treys per game — the fifth-highest average in conference history... Career-high 38 points in the 2008 NCAA Tournament first round win over St. Mary's (Calif.) and posted three-straight 30-point games as a senior versus Wake Forest (32), Duke (34) and North Carolina (35), becoming the first Hurricane to finish with 30-plus points in three-straight games in 20 years... Closed his collegiate career with a UM-best 35-game three-point streak — including hitting a career-high tying seven treys versus North Carolina and at Providence... Miami record-holder in career three-pointers (286), single-season three-pointers (101 in 2008-09), three-point field goal percentage in a game (4-4, 1.000) and career three-point field goal percentage (44.0).

The honored jerseys hang alongside the retired jerseys of No. 24 Rick Barry (1962-65) and No. 40 Tim James (1995-99).





MIAMI AD KIRBY HOCUTT, JACK McCLINTON AND HEAD COACH FRANK HAITH


**NO. 24  
RICK BARRY**

The first basketball jersey to be retired at the University of Miami was number 24 in honor of Rick Barry, the Hurricanes' all-

time leading scorer. Barry, UM's lone consensus First Team All-American, led the Hurricanes to a 65-16 record and a pair of postseason berths in his three years. Barry, who finished his UM career with 2,298 points and 1,274 rebounds, is the only Hurricane to top both the 2,000-point and the 1,000-rebound barrier. He still owns five UM career records and numerous single-season records. Barry was inducted into the Basketball Hall of Fame in Springfield, Mass., in 1986. He is the only player in basketball history to win single-season scoring titles in the NCAA, NBA and ABA.


**NO. 40  
TIM JAMES**

On February 27, 1999, Tim James became just the second Hurricane to have his number retired.

During his four seasons at UM, James was a positive influence both on and off the court. A Miami native, James was very active in the community, working with the "Join a Team, Not a Gang" program and speaking to local youth groups on the importance of staying in school and saying no to drugs.


James, the only player to record over 1,500 career points, 800 career rebounds and 200 career blocked shots, helped lead the Hurricanes into the national spotlight. During his four seasons, Miami registered a 68-41 (.624) record, four consecutive winning seasons and three consecutive postseason appearances, including the school's first NCAA Tournament bid since 1960. The 6-7 forward ended his UM career ranked fourth on Miami's career scoring list (1,713 points), fifth on the career rebounding list (856 rebounds) and second on the career blocked shots list (224 blocks).


James, a two-time First Team All-BIG EAST selection, was named Third Team All-America by both the Associated Press and National Association of Basketball Coaches as a senior, as well as BIG EAST Co-Player of the Year in 1999. In 2008, he was named an ACC Legend for his contributions to Miami's men's basketball program.

James was a first round draft pick by the Miami Heat in 1999. After playing professional basketball for several years both in the NBA and abroad, James is serving with the U.S. Army. After spending last year in Iraq, he is currently stationed in Texas.









**THE BANKUNITED CENTER,** a multi-purpose entertainment facility that seats 7,200 for basketball games, is located on the University of Miami's beautiful Coral Gables campus. The venue hosts concerts, trade shows, lecture series and sporting events, in addition to serving as the home to the University of Miami men's and women's basketball teams.


Over the last three seasons, the Hurricanes have established home court dominance, winning 38 games at the "BUC" — including a school-record 14-2 mark in 2007-08 and memorable victories over No. 4/5 Duke, No. 6/7 Wake Forest and No. 20/20 Georgia Tech.

With its grand opening in January of 2003 — a 64-61 overtime win over North Carolina, the BankUnited Center became the University's first on-campus venue with seating to accommodate large events offering an ideal capacity for concerts, conferences, lecture series, banquets and more. It significantly increases the University of Miami's collegiate experience for its students by allowing on-campus events such as commencements, sports, convocations and pep rallies. The community also benefits from the venue's utilization as a showcase for a host of family shows and other special activities.

The BankUnited Center has 25 suites. Each suite is equipped with 12 box seats with three additional bar stools, a lounge area, television and phones, along with a kitchen area with a bar and refrigerator. Suites holders also have access to the Hurricane 100 reception room, a special room that hosts pre-game and post-game events. This reception room includes concessions, rest rooms and meeting space available to members and their guests.

The BankUnited Center is managed by Global Spectrum. The Philadelphia-based company is part of one of the world's largest sports and entertainment companies, Comcast-Spectacor, which also owns the Philadelphia 76ers (NBA) and the Philadelphia Flyers (NHL).

NBA GREATS LEBRON JAMES, UDONIS HASLEM, MIKE MILLER, CHRIS PAUL, PATRICK BEVERLEY AND MARIO CHALMERS ARE AMONG THE VISITORS AT THE FIELDHOUSE.



NBA ALL-STAR CHRIS PAUL AND MIAMI HEAD COACH FRANK HAITH.







## THE FIELDHOUSE

The newest addition to Miami athletics opened in March of 2009, with the debut of the Hurricanes' on-campus practice facility. The 29,000-square foot facility is conveniently located immediately adjacent to the BankUnited Center, alongside the Hurricanes 100 Room north of the arena. The new facility houses several full-size practice courts, as well as a multi-purpose room to host a variety of events — including the Miami Heat's 2010 Media Day.

Miami basketball players have access to the secure facility 24 hours a day, allowing the Hurricanes court time at any time all-year round. UM players use the facility for both conditioning and practice sessions, as well as for individual workouts and pick-up games.

The Fieldhouse was also honored for its sustainability components, earning the LEED® Gold designation established by the U.S. Green Building Council and verified by the Green Building Certification Institute (GBCI).

The facility achieved the certification specifically for its energy use, lighting, water and material use as well as incorporating a variety of other sustainable strategies. By using less energy and water, LEED certified buildings save money for businesses and taxpayers; reduce greenhouse gas emissions; and contribute to a healthier environment for residents, workers and the larger community.



## **THE NAME: THE HURRICANES**

It began in controversy. Some reports say players on the 1927 football team held a team meeting to select Hurricanes, hoping they would sweep away opponents just as the devastating storm did on Sept. 16, 1926. Another version holds that Jack Bell, a columnist for the old Miami News, asked end Porter Norris of the 1926 team what the team should be. Told that local dignitaries and University officials wanted to name the team for local flora or fauna, Norris said the players wouldn't stand for it and suggested "Hurricanes" since the opening game had been postponed by such a storm. From time to time, opposition has arisen to the name that would "reinforce Miami's negative reputation as a weather-beaten community living constantly under the threat of destruction." But as one UM official rationalized in the 1960s, "Does anyone think Chicago is overrun by bears just because the town has a football team by that name?"

## **THE COLORS: ORANGE, GREEN & WHITE**

UM's colors were selected in 1926 and are representative of the Florida orange tree — with orange symbolizing the fruit of the tree, green the leaves and white the blossoms.

## **THE U**

In 1973, UM's Athletic Federation, the fundraising arm of the athletic department at the time, commissioned a local public relations expert to develop a distinctive logo. The University had gone several years with a variety of helmet and uniform changes, and the Federation noted that a number of major colleges have the initials UM. Miami designer Bill Bodenhamer suggested the "U" idea, which lent itself to distinctive logos for each sport as well as slogans like "U gotta believe" and "U is great". In recent years, the well-known U logo — and such outspoken proponents as former Miami standout and NFL Hall of Famer Michael Irvin, has inspired fans to begin referring to the University of Miami as "the U" and showing their support by making a U symbol with their hands.

## **THE MASCOT: SEBASTIAN THE IBIS**

Folklore maintains that the ibis, a symbol of knowledge found in the Everglades and Egypt, is the last sign of wildlife to take shelter before a hurricane and the first to reappear after the storm. The local marsh bird was considered UM's first unofficial mascot when the school yearbook adopted the name "Ibis" in 1926. Its popularity grew among the students during the 1950s, and through the years, the Ibis has become one of the most recognizable college mascots in the United States.

## **IRON ARROW**

Members of the prestigious Iron Arrow Honor Society can be seen around campus wearing their brightly colored Seminole Indian jackets. Admission to the elite Tribe, a mystery to the uninitiated, is the highest honor attained at the University of Miami. Founded by Bowman Foster Ashe in 1926 only a month after the University opened, the society honors individuals who best exemplify the five qualities of Iron Arrow: love of alma mater, character, leadership, scholarship and humility.



## GETTING NOTICED

Head Coach Frank Haith is the first coach in Miami history to earn National Association of Basketball Coaches District 6 Coach of the Year honors in 2005, after leading the Hurricanes to the second-most wins (16) by a first-year coach in program history. That year, Haith was also a Naismith National Coach of the Year Award Finalist.

After leading the Hurricanes to a 10-game turnaround in 2007-08 — among the best single-season turnarounds in the nation, Haith finished runner-up in ACC Coach of the Year voting. Miami won 23 games that season — posting its 10th 20-win season in program history.

## POSTSEASON PROWESS

In six years at the helm, Coach Haith has guided the Hurricanes to four postseason appearances — the first Miami coach to accomplish the feat.

In 2007-08, Haith led Miami to its first NCAA Tournament appearance since 2002. With their 78-64 first round win over St. Mary's (Calif.), the Hurricanes advanced to the NCAA's second round for the third time in program history and for the first time since 2000.

In 2008-09, UM advanced past the first round of postseason play for the second-straight season and in their third-straight post-season appearance. Miami went on the road and knocked off Providence, 78-66, to move to the second round of the National Invitation Tournament. In 2006, Haith guided UM to both its first NIT win since 1963 and to its first NIT road win in history.

In 2009-10, Haith guided a resurgent Hurricanes squad to the semifinals of the ACC Tournament for the first time in program history. Haith's Hurricanes earned their first ACC Tournament win in 2006, and have won at least one game in the ACC Tournament in four of the last five years.

## BEATING THE BEST

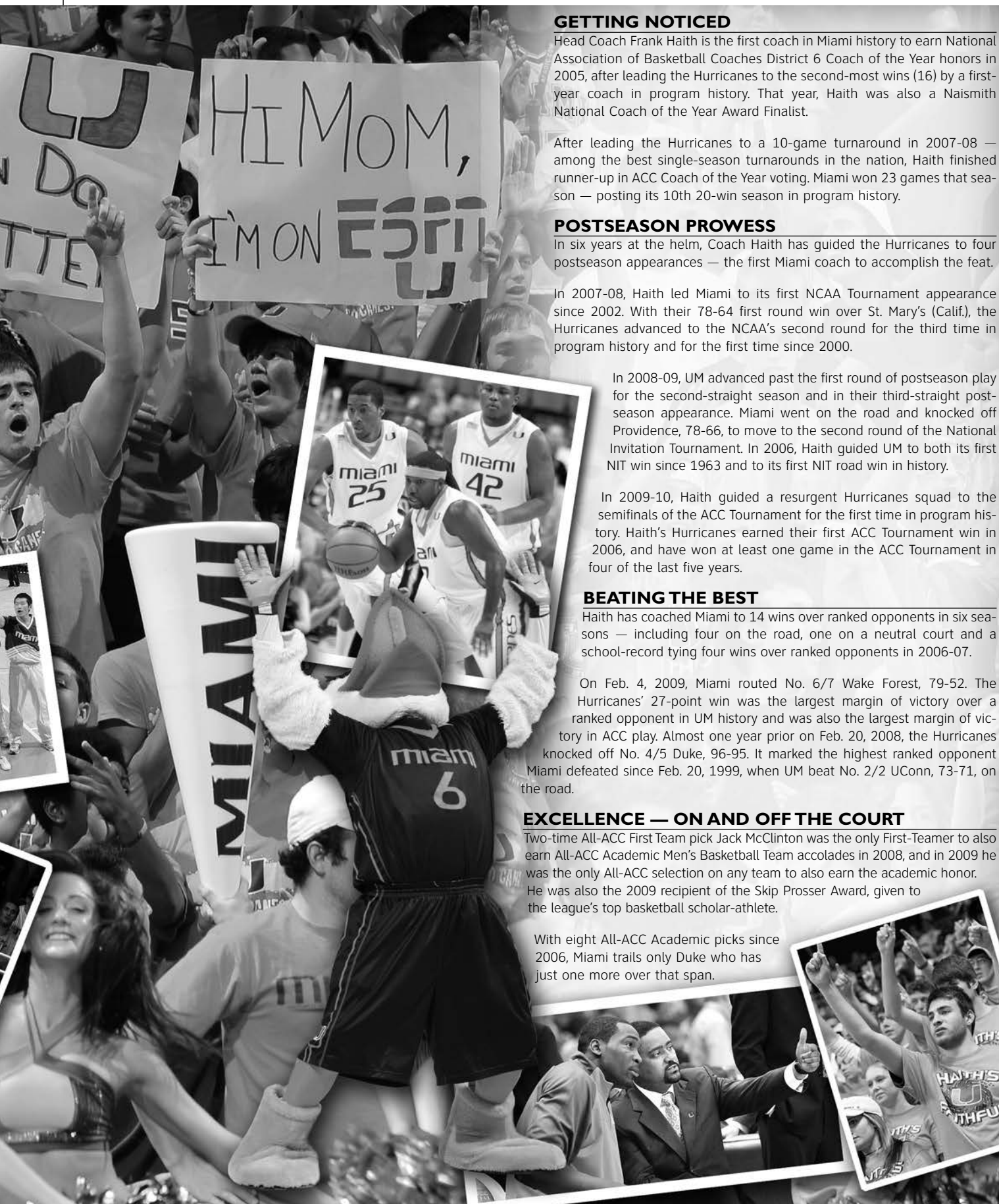
Haith has coached Miami to 14 wins over ranked opponents in six seasons — including four on the road, one on a neutral court and a school-record tying four wins over ranked opponents in 2006-07.

On Feb. 4, 2009, Miami routed No. 6/7 Wake Forest, 79-52. The Hurricanes' 27-point win was the largest margin of victory over a ranked opponent in UM history and was also the largest margin of victory in ACC play. Almost one year prior on Feb. 20, 2008, the Hurricanes knocked off No. 4/5 Duke, 96-95. It marked the highest ranked opponent Miami defeated since Feb. 20, 1999, when UM beat No. 2/2 UConn, 73-71, on the road.

## EXCELLENCE — ON AND OFF THE COURT

Two-time All-ACC First Team pick Jack McClinton was the only First-Teamer to also earn All-ACC Academic Men's Basketball Team accolades in 2008, and in 2009 he was the only All-ACC selection on any team to also earn the academic honor. He was also the 2009 recipient of the Skip Prosser Award, given to the league's top basketball scholar-athlete.

With eight All-ACC Academic picks since 2006, Miami trails only Duke who has just one more over that span.







**GUILLERMO DIAZ**

**JACK McCLINTON**

**DWAYNE COLLINS**

**JOHN SALMONS**

## PREPARING FOR THE NEXT LEVEL

Throughout the years, the University of Miami has proven to be a building ground for players looking to excel beyond the college ranks and into the world of professional basketball. The Hurricanes have had 18 players selected in the NBA Draft, including first-round selections Tim James (1999) and John Salmons (2002), and second-round picks James Jones (2003), Guillermo Diaz (2006), Jack McClinton (2009) and Dwayne Collins (2010).

## MIAMI IS AMONG JUST 14 PROGRAMS IN THE NATION TO HAVE A PLAYER SELECTED IN EACH OF THE LAST TWO NBA DRAFTS.

Notable Hurricane alumni who have gone on to star in the NBA include the legendary Rick Barry, who was named one of the 50 Greatest Players in NBA history in 1996. Miami's all-time leading scorer and a Basketball Hall of Fame inductee, he is also the only player to lead the NCAA, ABA and NBA in scoring.

Over Miami head coach Frank Haith's career, he has had a dozen or more players go on to play or be drafted in the NBA, including T.J. Ford (Milwaukee Bucks, 2003), Josh Howard (Dallas Mavericks, 2003), LaMarcus Aldridge (Portland Trail Blazers, 2006), Daniel Gibson (Cleveland Cavaliers, 2006), Royal Ivey (Atlanta Hawks, 2004), Calvin Booth (Washington Wizards, 1999), Darius Songaila (Boston Celtics, 2002) and former Hurricanes Guillermo Diaz (Los Angeles Clippers, 2006), Robert Hite (Miami Heat), Jack McClinton (San Antonio Spurs, 2009) and Dwayne Collins (Phoenix Suns, 2010).

**"I have watched Frank Haith help develop college players into NBA players... Frank knows what it takes to prepare players for the NBA, and because Frank's players are so fundamentally sound, I will always give his players strong consideration when preparing for the draft."**

— **Lance Blanks**  
General Manager,  
Phoenix Suns



**RICK BARRY**

**ROB HITE**

**TIM JAMES**

**JAMES JONES**

**TITO HORFORD**

## WELCOME TO MIAMI

With 84 miles of Atlantic coastline, yearlong sunshine and an average daily temperature of 75 degrees, it is no wonder in his hit single, Will Smith dubbed Miami "the city where the heat is on."

## THE HEAT ON THE COURT

Thanks to South Florida's year-round, sports-friendly climate, Miami has a lot to offer in outdoor recreational activities. From some of the PGA's finest golf courses to almost 700 parks, countless opportunities for kayaking, scuba-diving, fishing and beach volleyball, there is something for everyone.

South Florida has the perfect weather for sports and is one of only eight metropolitan areas in the United States that can boast of a professional franchise in each of the four major sports. The 2006 NBA Champion Miami Heat put together an amazing group of talent during 2010's free agency period and keeps things hot at the American Airlines Arena. The NFL's Miami Dolphins have thrilled fans for decades at Sun Life Stadium, which hosted the Super Bowl in 1995, 1999, 2007 and 2010. The Major League's Florida Marlins had everybody "doing the fish" when they won the World Series in 1997 and 2003. Despite the warm weather, South Florida's own hockey team, the Florida Panthers, keeps up on the ice.

## MIAMI IS CALIENTE

Truly a melting pot, Miami is home to a variety of cultures, creating a unique, vibrant cultural mosaic. With representatives of every Hispanic nation in the world, Spanish serves as a second language to most of Miami's residents. Little Havana is the heart of Miami's Cuban community, where churro vendors line the streets, the aroma of high-octane cafe Cubano fills the air and the spirit of friendly competition fills Domino Park.

The spirit of the Caribbean is alive in Little Haiti, where many Haitian artists, musicians and entrepreneurs get their start in Miami. The proud focal point of this neighborhood is the Caribbean Market, an open-air replica of Port-au-Prince's Iron Market, where Creole is the main language.

## SIZZLING THE SILVER SCREEN

With tropical weather, a high-quality labor pool, low production costs and direct links to Latin America, Miami has become one of the most important entertainment centers in the world. Dubbed as the Latin-American Hollywood by the New York Times, such blockbusters as *Bad Boys*, *Any Given Sunday*, *There's Something About Mary* and *Wild Things* were all filmed in Miami.

A Hollywood favorite off-screen as well, Miami is home to dozens of celebrities and even more consider it a favorite weekend getaway. Gloria and Emilio Estefan's Star Island estate and Gianni Versace's Ocean Drive mansion-turned-museum are just a couple examples of Miami's celebrity appeal. It is not uncommon to spot Sean "Diddy" Combs or Jamie Foxx dancing at a South Beach club, or former president Bill Clinton playing golf at the Biltmore Hotel.

## MIAMI HOT SPOTS

For shopping, dancing or just plain people watching, Miami offers several places to see and be seen. With over 800 buildings designed in the '30s and '40s, South Beach serves as the largest collection of Art Deco architecture in the world. Celebrity-owned restaurants, night clubs and a medley of huge anchor stores and unique boutiques create the flavor of Miami's most famous hot spot. Coconut Grove, just a 10-minute drive from the University of Miami, is another student favorite. The Grove is still one of Miami's hottest nightspots with more than 75 cafes, restaurants and clubs that line the streets.

## THE "CITY BEAUTIFUL"

The University of Miami campus is located in Coral Gables, nicknamed the "City Beautiful". Founded by George Merrick almost a century ago, the Gables is one of Miami's most beautiful areas. The palm-lined streets are all named after European villages, each one bordered by Old Spanish style homes.

Downtown Coral Gables is bustling with the many offices of multi-national corporations, while the city's central boulevard — Miracle Mile — is home to a wide array of designer boutiques, art galleries and restaurants.







## MIAMI FACTS

AVERAGE TEMPERATURE: 75 DEGREES

DAYS OF SUNSHINE: 300

MILES OF BEACHES: 84

## EXCELLENCE IN THE ACC

For the second time in four years, 10 ACC teams finished the 2009-10 season with 20-or-more wins. The ACC is the only conference in Division I history to have 10 teams win 20-plus games in a single season.

The ACC has had at least one team ranked in the top 10 of the final AP Poll in 50 consecutive seasons.

In addition, the ACC has been the RPI's highest-rated conference in five of the past seven years and 15 times overall since 1985.

## THE ACC IN THE POSTSEASON

The ACC is the only conference to have each of its teams make at least one NCAA Tournament appearance over the past five years.

Over the last 10 years (2001-2010), the ACC has won as many National Championships (5) as all of the other conferences combined (BIG EAST — 2, SEC — 2, Big 12 — 1). Over that same span, the ACC leads all conferences with nine Final Four teams.

Since 1981, the ACC has won more NCAA titles (10) than any other conference.

The ACC is the winningest conference in NCAA Tournament history and has had four different conference teams win 12 national titles. The ACC has not had a losing record in NCAA Tournament play in more than 22 years, and has had at least one team in the Final Four in 19 of the last 24 years.

With a 9-5 mark in the 2010 NCAA Tournament, the ACC extended its non-losing streak in NCAA Tournament play to 23 years in a row — the longest current streak among Division I conferences. Overall the ACC sent nine teams into the postseason in 2009-10, with six in the NCAA Tournament and three in the NIT.


## THE ACC IN THE NBA

The ACC had 53 players on NBA opening-day rosters in 2009-10, with a former ACC player listed on the roster of 26 of the league's 30 teams. Over the past five years, a total of 46 ACC players have made their NBA debuts, including 15 in 2006, eight in 2007, 10 in 2008, five in 2009 and eight in 2010.

Including the 2010 NBA Draft, the ACC has produced at least one first-round pick in 22-straight drafts. The ACC had five first-round picks in 2010, led all conferences with seven first-round draft picks in 2009 and has had the most, or tied for the most, first-round picks in the NBA Draft in five of the last nine years and in 11 of the last 18.

Since 1986, the ACC has produced 93 first-round selections — 13 more than the BIG EAST and 25 more than the Pac-10.

In addition, six former ACC players are head coaches, and 11 assistant coaches played at a current ACC school.



## THE ACC/BIG TEN CHALLENGE

The ACC has won 10 of 11 previous ACC/Big Ten Challenges played to date. ACC teams have won 67 of the 108 games played (62%) in the Challenge, with Boston College remaining as the only undefeated team in Challenge play.

## HONORING THE ACC

Since 1981, the ACC has accounted for 24 percent of the nation's consensus All-Americans. The ACC has had at least one consensus All-American in 18 of the past 20 years. Since 1981, the ACC has produced 38 consensus All-Americans.

In addition, the ACC has produced 16 consensus National Players of the Year since 1975. The ACC has also had nine unanimous selections.

## THE ACC IN 2010-11

The ACC returns seven players from five different teams who earned first, second or third-team All-ACC honors last season and four players who have already eclipsed the 1,000 point mark in their careers.


As a league, the ACC returns 33 starters (55%) for the 2010-11 season. Virginia Tech returns five starters, while Boston College returns four.

Miami has produced a first-, second-, third- or rookie team All-ACC player each of its first six seasons in the league.

## THE ACC ON TELEVISION

The 2010-11 ACC schedule is highlighted by a record-tying 300 television appearances by the league's 12 member schools — tying the mark set in 2008-09, including an all-time high 182 appearances on national television networks. The schedule also includes a record 198 televised games involving ACC teams and marks the fifth-straight year the ACC has had more than 275 television appearances.

The teams' ACC-record 182 appearances on national television networks include 117 appearances on ESPN, ESPN2 and ESPNU, 36 on Fox Sports Net and seven on CBS.







## STRENGTH & CONDITIONING PROGRAM

Operating under the direction of Strength and Conditioning Coach Todor Pandov, the University of Miami men's basketball strength and conditioning program is designed to minimize injury risk and enhance all physical parameters, including strength, speed, power, flexibility and cardiovascular endurance.

To help achieve this goal, the University added a \$4.9 million weight room at the Hecht Athletic Center. The 12,000-square foot state-of-the-art facility houses 20 custom-designed weight-lifting stations, 17 cardiovascular machines, a stretching station, a dumbbell and rehab station and over 44,000 pounds of weights.

The men's basketball program also benefits from a state-of-the-art weight room at the BankUnited Center. The BankUnited facility features four custom designed weight-lifting stations, cardiovascular machines and nearly 12,000 pounds of weights.

The Hurricanes also take advantage of their newly-constructed practice gym and often do conditioning drills in the sandpit on the Greentree Practice Fields, the on-campus practice location for Miami's nationally-ranked football program.

Each year when freshmen athletes report, baseline data is collected and a weight-training program is designed. Under the guidance of the strength staff, each student-athlete's progress is closely monitored and documented.

**"As a former basketball player on both the collegiate and professional levels, Todor Pandov understands the importance of strength and conditioning. That personal experience, in addition to his extensive knowledge of functional training, will help our student-athletes achieve their full physical potential on the court."**

— Frank Haith  
Head Coach, University of Miami



The backbone of the University of Miami basketball program is the coaching staff's commitment to player development. Individual workouts include drills to improve shooting, ball handling, post moves, footwork, agility and stamina. Each individual program is developed by head coach Frank Haith and is tailored to fit the needs of each student-athlete.

## PRESEASON

Preseason individual workouts begin on the first day of class in the fall. Coach Haith and the coaching staff instruct Miami players three times a week for 40 minutes, focusing on skill development and comprehension of the game. In addition, Miami basketball strength and conditioning coach Todor Pandov will devise a plan to improve each player's strength, agility, speed, jumping and flexibility. In the preseason, Miami players lift three times a week and speed train twice a week.

## THE SEASON

During the basketball season, weightlifting is cut back to two to three times per week to ensure sufficient rest and no loss of training gains. Individual workouts concentrate on shooting, while team practices afford the Miami players the opportunity to learn and work with the entire squad and coaching staff.

## POSTSEASON


Postseason workouts begin two weeks following the conclusion of the season and continue until the end of the spring semester. Coaches evaluate areas in need of team and individual improvement and compose a plan to address those needs. Miami players also lift four times a week with Pandov. Over the course of these workouts, vertical jumps increase an average of two to five inches.

## SUMMER

Once the spring academic semester is finished, the Miami coaching staff's commitment to its players carries on. Student-athletes continue to lift four times per week while also improving speed and conditioning. Pick-up games involving former and current Miami and NBA players are the norm all summer long.









## TELEVISION MARKETS

Miami is the 17th largest TV market in the nation — the fourth largest among ACC schools — with 1,538,090 households. Since 2000, Miami has had 207 televised games including 71 nationally televised contests (ESPN, ESPN2, ESPNU, ABC, CBS, FSN).

### TOP TV MARKETS

1.	New York	7,493,530
2.	Los Angeles	5,659,170
3.	Chicago	3,501,010
4.	Philadelphia	2,955,190
5.	Dallas/Ft. Worth	2,544,140
6.	San Francisco/Oakland/San Jose	2,503,400
7.	Boston	2,410,180
8.	Atlanta	2,387,520
9.	Washington, D.C.	2,335,040
10.	Houston	2,123,460
17.	<b>MIAMI/FT. LAUDERDALE</b>	<b>1,538,090</b>

### ACC TV MARKETS

RK.	INSTITUTION	TV MARKET	TV HOUSEHOLDS
7.	Boston College	Boston, Mass.	2,410,180
8.	Georgia Tech	Atlanta, Ga.	2,387,520
9.	Maryland	Washington, D.C.	2,335,040
17.	<b>MIAMI</b>	<b>MIAMI/FT. LAUDERDALE, FLA.</b>	<b>1,538,090</b>
26.	Duke, UNC, NC State	Raleigh/Durham/Chapel Hill, N.C.	1,107,820
36.	Clemson	Greenville/Spartanburg, S.C./Asheville, N.C.	865,810
46.	Wake Forest	Greensboro/Winston-Salem, N.C.	691,380
67.	Virginia Tech	Roanoke/Lynchburg, Va.	461,220
106.	Florida State	Tallahassee, Fla./Thomasville, Ga.	280,710
183.	Virginia	Charlottesville, Va.	75,920

### RADIO MARKETS

The Miami/Ft. Lauderdale/Hollywood, FL radio market ranks as the 12th largest in the nation and fourth among ACC schools.

RK.	INSTITUTION	RADIO MARKET	POPULATION
7.	Georgia Tech	Atlanta, Ga.	4,413,800
9.	Maryland	Washington, D.C.	4,279,900
10.	Boston College	Boston, Mass.	3,977,400
12.	<b>MIAMI</b>	<b>MIAMI/FT. LAUDERDALE, FLA.</b>	<b>3,580,000</b>
42.	Duke, UNC, NC State	Raleigh/Durham/Chapel Hill, N.C.	1,332,100
45.	Wake Forest	Greensboro/Winston-Salem, N.C.	1,190,400
58.	Clemson	Greenville/Spartanburg, S.C.	878,200
113.	Virginia Tech	Roanoke/Lynchburg, Va.	422,600
161.	Florida State	Tallahassee, Fla.	262,500
230.	Virginia	Charlottesville, Va.	155,400

## TOP RADIO MARKETS

RK.	MARKET	POPULATION
1.	New York	15,669,500
2.	Los Angeles	10,999,100
3.	Chicago	7,862,200
4.	San Francisco	6,145,800
5.	Dallas/Ft. Worth	5,216,100
6.	Houston-Galveston	4,815,700
7.	Atlanta	4,413,800
8.	Philadelphia	4,357,600
9.	Washington, D.C.	4,279,900
10.	Boston	3,977,400
12.	MIAMI/FT. LAUDERDALE/HOLLYWOOD	3,580,000

## NEWSPAPER MARKETS

The University of Miami is covered daily by three major newspapers: Miami Herald, South Florida Sun-Sentinel and Palm Beach Post. All three papers rank among the nation's top newspapers with regards to circulation.

## TOP NEWSPAPERS

1.	Wall Street Journal	2,092,523
2.	USA Today	1,826,622
3.	New York Times	951,063
4.	Los Angeles Times	616,606
5.	Washington Post	578,482
6.	New York Daily News	535,059
7.	New York Post	525,004
8.	San Jose Mercury News	516,701
9.	Chicago Tribune	452,145
10.	Houston Chronicle	366,578
35.	MIAMI HERALD	191,873
51.	SOUTH FLORIDA SUN-SENTINEL	153,563
74.	PALM BEACH POST	114,336






A black and white photograph of LeBron James in a dynamic, low-to-the-ground pose, breaking through a glass barrier. He is wearing a black Nike headband, a black compression top, and black shorts. He is holding a basketball in his right hand. The background is dark with a large, white, stylized 'W' shape. The text 'PREPARE FOR COMBAT' is in the top right corner, and 'DRIVE HARD TO THE HOOP, SLOW DOWN FOR NO ONE' is in the bottom left corner.

**PREPARE  
FOR COMBAT**

**DRIVE HARD TO THE HOOP,  
SLOW DOWN FOR NO ONE**

LeBron James is wearing NIKE Pro Combat Hyperstrong Compression Basketball Top,  
Hyperstrong Basketball Vis Short, Hyperstrong Elbow Sleeve and the NIKE Soldier IV shoes






## HEAD COACH FRANK HAITH

SEVENTH SEASON | FOUR POSTSEASON APPEARANCES

Frank Haith enters his seventh year at the helm of the University of Miami men's basketball program in 2010-11.

Since taking over the program on April 12, 2004 — in what then-Athletic Director Paul Dee referred to as “an important event in the evolution and history of Hurricane basketball” — Haith has met the challenge and surpassed expectations, bringing Miami back into the national spotlight.

In six seasons, Haith has led the Hurricanes to four postseason appearances and already has more postseason wins than any other coach in Miami men's basketball history. With Haith's guidance, the Hurricanes advanced past the first round of postseason play in back-to-back seasons (2007-08, 2008-09) and in each of their last three trips to the postseason.



In 2010-11, Haith will be one of 31 coaches from around the nation serving on the Regional Advisory Committee, per an invitation from the NCAA Division I Men's Basketball Committee and the National Association of Basketball Coaches.

In 2009-10, Haith led the Hurricanes to a 15-1 start for

just the second time in program history and the first since 1959-60, while finishing the non-conference schedule with a perfect 14-0 record. He has led Miami to 21-straight non-conference wins, dating back to Dec. 6, 2008, when UM knocked off perennial power Kentucky in Lexington.

The Hurricanes leapt back into the Top 25 for the third consecutive season, ranked No. 23 on Jan. 11, following a thrilling 67-66 victory over Wake Forest. Haith then guided Miami into the ACC Tournament semifinals for the first time in program history, giving the Hurricanes their second 20-win season in the last three years. Haith now owns two of Miami's five 20-win seasons since the return of the program in 1985-86.

Haith's reputation as a top recruiter and developer of talent was evident with a recruiting class ranked among the nation's Top 25 by both ESPN and Scout, as then-freshman Durand Scott became the first Hurricane to be selected to the ACC's All-Rookie Team. A program-best four-time ACC Rookie of the Week honoree, Scott was just the second freshman in school history to register 100 points, 100 rebounds and 100 assists in a single season, while his 104 assists was the most by a UM freshman in 15 years. Redshirt freshman Reggie Johnson (Second Team) joined Scott (First Team) on the ACC All-Tournament Team — becoming the first pair of Hurricanes to garner the accolades.

In addition, Haith continues to produce some of the best perimeter shooters in the ACC, as Adrian Thomas finished the year leading the league in three-point percentage at 42.1 percent. Thomas' achievement marked the second-straight season, and the third time in the last four years, that Miami has had the league's most accurate three-point shooter. As a team, the 2009-10 squad finished the year shooting 46.3 percent from the field — best in the Haith era and second-best mark in the ACC last season.

**IN SIX SEASONS AT MIAMI, FRANK HAITH HAS GUIDED MIAMI INTO THE POSTSEASON FOUR TIMES AND TO 14 WINS OVER RANKED OPPONENTS**



## FRANK HAITH HAS COACHED/RECRUITED 15 PLAYERS IN THE LAST 13 YEARS THAT HAVE GONE ON TO PLAY IN THE NBA.

### USA BASKETBALL

Over the summer of 2009, Haith expanded his coaching duties by serving as an assistant coach on Bo Ryan's staff for USA Basketball's World University Games men's basketball team. The team — comprised of some of the top collegiate basketball players in the country — practiced at the U.S. Olympic Training Center in Colorado Springs, Colo., in July before departing for the Games in Serbia where the team went 6-1 en route to a bronze medal.

### ALL-ACADEMIC

In addition to all of the success Haith's teams have seen on the court at Miami, what could be considered his greatest asset to the program is his emphasis for achievement in the classroom. In his first six years, 20 of 21 players who exhausted eligibility have earned a degree from UM. Thomas — who enters his sixth season as a Hurricane — makes 21 Hurricanes under Haith to earn his degree, graduating in 2009. Before wrapping up his collegiate career, Jack McClinton was a two-time ACC All-Academic Team selection, recipient of the 2008-09 Skip Prosser Award given to the ACC's top men's basketball scholar-athlete, recipient of the Weaver-James-Corrigan Honorary Award from the ACC for outstanding performance in both athletics and academics and was tapped into Iron Arrow — the highest honor attainable at the University of Miami.

### PLAY ON

After a thrilling run to the second round of the 2008 NCAA Tournament, Haith's Hurricanes opened the 2008-09 season ranked among the nation's Top 25 in both pre-season polls for just the second time in UM history.

UM was No. 16 in the preseason USA Today/ESPN Top 25 Coaches' Poll — tying the highest preseason ranking in program history — and No. 17 in the preseason Associated Press Poll — marking the team's highest preseason ranking in that poll. Miami — who was also



picked to finish fourth in the ACC in a poll by media members — was among four ACC teams ranked in the preseason Top 25 and was the highest ranked team in Florida in both preseason polls.

Playing the nation's sixth-toughest conference schedule while competing in the top-ranked Atlantic Coast Conference, the Hurricanes went on to win 13 of their first 16 games en route to a 19-13 finish, advancing to the second round of the NIT while appearing on network television a school-record 13 times. With an overall strength of schedule ranked 35th in the country, Miami played seven games versus ranked opponents — with five games versus teams that were ranked No. 1 during the season, including four of the five teams that had been atop the polls in 2008-09 — UConn, North Carolina (twice), Wake Forest and Duke.

The Hurricanes put together one of the biggest wins in program history on Feb. 4, knocking off the No. 6/7 Demon Deacons, 79-52, at home at the BankUnited Center. Miami's 27-point margin of victory is its largest ever over a ranked opponent and is also UM's largest margin of victory in ACC play. It marked the Hurricanes' second win over a Top 10 team under Haith.

Behind the sharpshooting prowess of McClinton — a two-time First Team All-ACC selection and NBA draft pick, Haith's Hurricanes hit a school-record 251 three-pointers in 2008-09 — including a school-record 101 from McClinton alone.

### WE'RE GOING DANCING

Despite predictions that the Hurricanes would finish in the basement of the top-ranked ACC in 2007-08 after an injury-laden 2006-07 season, Haith led the Miami men's basketball program to one of its most successful campaigns in school history, culminating in the second round of the NCAA Tournament.

With that NCAA Tournament appearance in 2008, Haith became the first coach in Miami history to take UM to the postseason in three of his first four seasons at the helm — and has since become the only coach in program history to take the Hurricanes to the postseason in four of his first five seasons.

The team ran off 12-straight victories to open the season, including winning the inaugural Puerto Rico Tip-Off Classic and knocked off Mississippi State on the road. The Hurricanes went on to win eight of their last 12 games, highlighted by an upset of No. 4 Duke at a packed BankUnited Center and a victory over St. Mary's (Calif.) in the NCAA Tournament, en route to Miami's 10th 20-win season. The Hurricanes' 23 wins tied for second-most in school history and were the most by a Miami squad since a school-record 24 wins in 2002, while their 14 home wins marked a program best.

Haith and his Hurricanes orchestrated a 10-game turnaround — among the best in the nation, as Miami moved into the nation's Top 25 for the first time since 2002, reaching as high as No. 19 during the season.

### FAITH IN HAITH

#### HAITH COACHED PLAYERS IN THE NBA

LaMarcus Aldridge (Portland Trail Blazers)  
Josh Howard (Washington Wizards)  
T.J. Ford (Indiana Pacers)  
Daniel Gibson (Cleveland Cavaliers)  
Darius Songaila (Minnesota Timberwolves)  
Royal Ivey (Milwaukee Bucks)

#### HAITH'S MCDONALD'S ALL-AMERICAN RECRUITS

Rodney Rodgers (Wake Forest, 1990)  
Jerald Brown (Texas A&M, 1995)  
Brad Buckman (Texas, 2002)  
LaMarcus Aldridge (Texas, 2004)  
Daniel Gibson (Texas, 2004)  
Michael Williams (Texas, 2004)





## ACCOLADES

- Coached Miami to 14 wins over ranked opponents in six seasons
- More postseason wins than any other coach in Miami history
- 2008 Skip Prosser Man of the Year Award Finalist
- 2008 ACC Coach of the Year Runner-Up
- 2008 Alamance County (N.C.) Distinguished Service in Sports Award
- 2008 UM Alumni Association Inside Out Award recipient
- 2005 National Association of Basketball Coaches District 6 Coach of the Year — First in Miami history
- 2005 Naismith National Coach of the Year Award Finalist
- The first coach in Miami history to take four of his first five teams into the postseason
- Opened the 2008-09 season ranked among nation's Top 25 in both polls for just the second time
- Second-most wins in a season by a Miami head coach (23) in 2008
- UM-record 14 home wins (2008)
- Led Miami to its first win at Kentucky in 2008
- Led Miami to a 72-65 win over Florida in 2004 — UM's first win in Gainesville in 41 years
- Led Miami to its first win over North Carolina in Chapel Hill in 2006
- In 2008, led the Hurricanes to the NCAA Tournament for the first time since 2002 and into the second round for the first time since 2000
- In 2008, led Miami back into the Top 25 for the first time since 2002
- Guided Miami to back-to-back postseason appearances for the first time since 2002
- Graduated all 10 of his seniors in his first three years and 21 players in six years
- In 2006, led UM to both its first NIT win since 1963 and the program's first NIT road win ever

## HAITH HAS PRODUCED A FIRST-, SECOND-, THIRD- OR ROOKIE TEAM ALL-ACC PLAYER IN EACH OF HIS SIX SEASONS IN THE LEAGUE

The Hurricanes posted an ACC first in 2007-08 with their remarkable turnaround from a 12-20 mark in 2006-07 to their 23-11 finish in 2007-08 — becoming the first ACC team in its 55 seasons to put together a 20-win campaign immediately following a 20-loss season. The Hurricanes finished a program-best fifth in the ACC after winning a school-record eight ACC games, and produced Miami's first First Team All-ACC selection in McClinton.

During 2008, Haith was recognized by CollegeInsider.com and the Prosser family as a finalist for the inaugural Skip Prosser Man of the Year Award, which is presented annually to the Division I head coach who best represents the high standards of the coaching profession and wins with integrity.

"People ask me what I'll remember most about this season," said Haith. "Of course the Duke win was special, but I know that I will always remember that first NCAA Tournament win, and having the opportunity to get all of the guys on the floor. No one can ever take that away from them."

After leading the Hurricanes to one of the most successful campaigns in Miami's 59 years fielding a men's basketball program, Haith signed a new contract in April 2008, keeping him in Coral Gables through at least 2012-13.

## INTO THE ACC

Haith's numerous accomplishments at the helm of the Hurricane program include ushering Miami into the tradition-rich Atlantic Coast Conference in 2004, back-to-back postseason appearances in 2005 and 2006, an NCAA Tournament berth in 2008, 14 wins over nationally-ranked opponents, recording the school's first National Invitation Tournament win since 1963, earning the first NIT road win in school history and advancing past the opening round of the NCAA Tournament in 2008 for the first time since 2000.

Quickly establishing himself as one of the league's top coaches, Haith is also one of only four current ACC coaches to record 88 or more victories in their first five seasons at their respective ACC school.

Haith faced the daunting task of leading Miami into the ACC during his inaugural 2004-05 season, after taking over a UM program coming off back-to-back losing seasons, including the 2003-04 campaign in which Miami failed to qualify for the BIG EAST Tournament.

Picked to finish last in the conference in the preseason ACC media poll, Haith shocked critics while leading the Hurricanes to a 16-13 overall record, seven league victories, three wins over ranked opponents and a berth in the National Invitation Tournament. Among those three wins over ranked opponents was a thrilling 72-65 win over Florida on its homecourt — the first win for the Hurricanes in Gainesville in 41 years.


That year, he was honored as the National Association of Basketball Coaches District Coach of the Year, the first coach in UM history to win the award, and was a finalist for the Naismith National Coach of the Year Award.

In 2005-06, Haith built on the success of his first season as Miami posted an overall record of 18-16, marking the most victories for a UM team since the 2001-02 season, while also winning seven ACC games.

Miami also saw several program firsts under Haith during the 2005-06 campaign. In one of the more thrilling games of the year, Haith and the Hurricanes, coming off an upset over 12th-ranked Maryland, knocked off 20th-ranked North Carolina in Chapel Hill for the first time in school history.

Miami would later earn the program's first ACC Tournament victory with a win over Clemson before advancing to the postseason for the second-straight year with a berth into the 2006 NIT.

## HURRICANE HEAD COACHES PAST AND PRESENT: JIM MORRIS (BASEBALL), FORMER FOOTBALL COACH JIMMY JOHNSON AND FRANK HAITH (MEN'S BASKETBALL).



In the NIT, Haith guided Miami to wins over Oklahoma State and Creighton, marking just the second time in school history that a Hurricane team recorded consecutive postseason wins.

With the Hurricanes NIT appearance in 2006, Haith became just the second coach in Miami history to take UM to the postseason in his first two seasons.

In 2006-07, Haith and the Hurricanes defeated four ranked teams, marking just the second time in school history a UM team has downed four ranked opponents. It was even more impressive given that the Hurricanes fought through an injury-laden season in which eight players missed a total of 72 games.

## SUCCESS BREEDS SUCCESS

Success, however, is something that has followed Haith everywhere he has coached. In his 15 seasons as an assistant at the collegiate level, he was a part of programs that won one NIT Championship, advanced to the NCAA Sweet 16 three times, reached one Elite Eight and one Final Four.

Haith has recruited six McDonald's All-Americans including Rodney Rodgers (1990) to Wake Forest, Jerald Brown (1995) to Texas A&M and Brad Buckman (2002), LaMarcus Aldridge (2004), Daniel Gibson (2004) and Michael Williams (2004) to Texas.

Intent on preparing players for the next level, Haith has had more than a dozen former players go on to play or be drafted in the NBA, including Aldridge (Portland Trail Blazers), Gibson (Cleveland Cavaliers), Josh Howard (Dallas Mavericks), T.J. Ford (Indiana Pacers) and former 'Canes Robert Hite (Miami Heat), Guillermo Diaz (Los Angeles Clippers), Jack McClinton (San Antonio Spurs) and Dwayne Collins (Phoenix Suns).

Prior to taking over at Miami, Haith spent three seasons at the University of Texas under head coach Rick Barnes, where he was promoted to Associate Head Coach in April 2003. In his three seasons in Austin, Haith helped guide Texas to its winningest three-year period in school history. During his tenure with the Longhorns, they recorded a 73-27 (.730) record while advancing to the NCAA Sweet 16 in 2002 and 2004 and the Final Four in 2003. The 2002-03 season marked UT's first appearance in the Final Four since 1947.

Texas was one of only five schools to reach the Sweet 16 from 2002-04, joining Connecticut, Duke, Kansas and Pittsburgh. Prior to Haith joining the Texas staff, the Longhorns had never made consecutive Sweet 16 appearances.

Haith, who was named Rivals.com Recruiter of the Year in 2004, was responsible for putting together the No. 1 recruiting class in the country in 2004, including commitments from McDonald's All-Americans Aldridge, Gibson and Williams.

While at Wake Forest, Haith was instrumental in helping lead the Demon Deacons to four consecutive postseason tournament appearances, including an NCAA Tournament berth in 2000-01. He also helped

## YEAR-BY-YEAR RECORD

YEAR	SCHOOL	W-L	PCT.	POSTSEASON
2004-05	Miami	16-13	.552	NIT
2005-06	Miami	18-16	.529	NIT Quarterfinals
2006-07	Miami	12-20	.375	
2007-08	Miami	23-11	.676	NCAA Second Round
2008-09	Miami	19-13	.594	NIT Second Round
2009-10	Miami	20-13	.606	
<b>OVERALL</b>	<b>SIX SEASONS</b>	<b>108-86</b>	<b>.557</b>	<b>1 NCAA, 3 NIT</b>

Wake secure one of the nation's Top 10 recruiting classes during the 1999-2000 campaign. The Deacons registered a 74-53 (.583) mark during Haith's four seasons and advanced to the postseason NIT's second round in both 1997-98 and 1998-99, before its youthful squad in 1999-2000 posted a 22-14 mark en route to capturing the postseason NIT championship.

Prior to joining the staff at Wake Forest, Haith served one year as the associate head coach at Texas A&M (1996-97). He spent one season (1995-96) as an assistant coach at Penn State, helping the Nittany Lions to a 21-7 record. Penn State was ranked as high as No. 9 in the national polls before placing second in the Big Ten Conference regular-season standings and earning the school's first NCAA Tournament bid in 31 years.

Haith worked three years (1992-93 to 1994-95) as an assistant coach at Texas A&M, and helped the Aggies secure back-to-back recruiting classes that were ranked in the Top 30 in the country during his final two seasons in College Station. In 1993-94, Texas A&M posted a 19-11 mark, finished second in the Southwest Conference regular-season standings and reached postseason play (NIT first round) for the first time in seven years.

He started his full-time coaching career by serving two years as an assistant at UNC Wilmington (1990-91 to 1991-92). He also worked as a graduate assistant coach at Wake Forest for one season (1989-90) during Dave Odom's first year in Winston-Salem.

## FROM THE BEGINNING

Haith graduated from Elon College (N.C.) in 1988 with a bachelor's degree in physical education. A Dean's List student, he served as a student assistant coach for two years. Following graduation, Haith worked as a part-time member of the Elon coaching staff while teaching in the public schools at nearby Western Middle School. During his three-year association with the Elon coaching staff, the Fighting Christians (now called the Phoenix) enjoyed two 20-win seasons.

Born on November 3, 1965, Haith is a native of Queens, NY, but grew up and went to high school at Western Alamance in Burlington, N.C. He and his wife, Pam, have one son, Corey, and one daughter, Brianna. Together, the Haith family has spearheaded fundraising and renovation efforts for Morningside Park in Elon, N.C., in the neighborhood in which Haith grew up.

## COACHING EXPERIENCE

2004-Present	Miami
	Head Coach
2003-04	Texas
	Associate Head Coach
2001-03	Texas
	Assistant Coach
1997-2001	Wake Forest
	Assistant Coach
1996-97	Texas A&M
	Associate Head Coach
1996-96	Penn State
	Assistant Coach
1992-95	Texas A&M
	Assistant Coach
1990-92	UNC Wilmington
	Assistant Coach
1989-90	Wake Forest
	Graduate Assistant Coach
1988-89	Elon College
	Assistant Coach
1985-88	Elon College
	Student Assistant

## EDUCATION

1988	Elon College
	Bachelors in Physical Education

## ACADEMIC EXCELLENCE

Since Frank Haith took over as head coach at Miami in 2004, 21 seniors have gone on to earn their degrees.

### 2004-05

Glenn Batemon (Liberal Arts), William Frisby (Liberal Arts), Brandon Okpalobi (Computer Info. Systems)

### 2005-06

Lee Butler (Business Management), Keaton Copeland (Electrical Engineering), Gary Hamilton (Liberal Arts), Robert Hite (Business Management), Eric Wilkins (Liberal Arts)

### 2006-07

Anthony Harris (Liberal Arts), Anthony King (Liberal Arts)

### 2007-08

Landon Glover (Finance), Fabio Nass (International Studies), Jonathan Stratton (Economics/Legal Studies)

### 2008-09

Brian Asbury (Sport Administration), Jimmy Graham (Management), Lance Hurdle (Management), Jack McClinton (Sport Administration), Adrian Thomas (Management/Marketing)

### 2009-10

Dwayne Collins (Liberal Arts), James Dews (Liberal Arts), Cyrus McGowan (Sociology)







## ASSOCIATE HEAD COACH JORGE FERNANDEZ

### COACHING EXPERIENCE

2007-Present	Miami
	Associate Head Coach
2004-07	Miami
	Assistant Coach
2002-04	South Alabama
	Assistant Coach
1995-2002	Central Florida
	Assistant Coach
1994-95	Miami Southridge Senior HS
	Head Coach
1992-94	Miami Coral Park Senior HS
	Head Coach
1989-91	Miami
	Graduate Assistant Coach
1988-89	Barry
	Assistant Coach

### PLAYING EXPERIENCE

1981-85	Stetson
	Four-year Letterman
1984-85	Stetson
	Team MVP

### EDUCATION

1991	Miami
	Masters in Education (Sports Administration)
1985	Stetson
	Bachelors in Business Administration (Finance)



Miami-native Jorge Fernandez enters his fourth season as Associate Head Coach and seventh season overall with the Hurricanes basketball program. An assistant coach at UM for three seasons prior to being appointed Associate Head Coach following the 2006-07 campaign, Fernandez is in his 18th season in the collegiate coaching ranks.

Over the past six seasons, Fernandez has helped lead UM to 14 wins over ranked opponents, four postseason appearances — including an NCAA Tournament berth in 2008, the school's first National Invitation Tournament win since 1963 and the first NIT road win in school history.

In a poll of ACC head coaches by FoxSports.com's Jeff Goodman in 2010, Fernandez was named one as one of the league's top five assistant coaches.

Last season, Fernandez was a key component to the coaching staff that helped Miami post its second 20-win season in the last three years — and just the fifth since the return of the program in 1985-86, with the Hurricanes going 20-13. Miami raced out to a 15-1 mark, breaking into the Top 25 for the third-straight season. In addition, the Hurricanes earned a win at home over nationally-ranked Georgia Tech, and advanced to the semifinals of the ACC Tournament. It was the first ACC semifinal appearance for a UM team, while the two wins marked the most for the Hurricanes in a conference postseason tournament.

In 2008-09, Fernandez helped Miami to its fourth post-season appearance in five years as the Hurricanes advanced to the second round of the NIT en route to a 19-13 finish. The Hurricanes opened the season ranked among the nation's Top 25 in both polls for just the second time in program history, and went on to knock off a pair of nationally-ranked teams, while also earning a road win at Kentucky.

In 2007-08, Fernandez and UM made one of the biggest single-season turnarounds in the country — posting the second-most wins in program history (23), including a Miami-record 14 wins at home. Additionally, UM advanced to the second round of the NCAA Tournament and turned in the highest ACC finish in school history.

In 2006-07, Fernandez helped guide the Hurricanes to a school-record four wins over ranked opponents. In 2005-06, Miami knocked off a pair of ranked opponents — including UM's first win over North Carolina in Chapel Hill — en route to an 18-16 record and their second-straight postseason appearance. Miami won two games in the 2006 NIT, defeating Oklahoma State at the BankUnited Center and earned a road win against Creighton — marking the Hurricanes' first NIT road win.

In his first season at Miami, Fernandez helped the Hurricanes record one of the nation's most surprising turnarounds. Miami, which was picked to finish last in the ACC, posted a 16-13 overall record, including seven league wins, three wins over ranked opponents and a berth in the National Invitation Tournament.

Fernandez, who was named one of the nation's top-25 recruiters by Rivals.com, was instrumental in landing both the 2009 recruiting class that was ranked among

the Top 25 by both ESPN and Scout and the 2005 freshmen class which ranked as high as 13th in the nation.

A graduate assistant at Miami for two seasons under head coaches Bill Foster (1989-90) and Leonard Hamilton (1990-91), Fernandez returned to Miami after spending two seasons as an assistant at South Alabama.


Prior to that, Fernandez spent seven years (1995-2002) as an assistant coach at UCF where he worked under Kirk Speraw. During his tenure with the Golden Knights, Fernandez helped guide UCF to 93 victories, an appearance in the 1996 NCAA Tournament and recruited and coached forward Joey Graham from 2000-02. Graham was the 16th overall pick by the Toronto Raptors in the 2005 NBA Draft.

Fernandez began his coaching career in 1988 as an assistant at Barry University in Miami.

He earned his undergraduate degree in finance from Stetson University in 1985 and played four seasons for long-time Hatters coach Glenn Wilkes. As a senior, Fernandez was the Hatters' MVP.

After earning his master's degree in sports administration at Miami in 1991, he began his first head coaching job at Coral Park High School, where he turned the program into a winner in just two short years. In 1994, he moved to Southridge Senior High where he led the program to a 17-11 overall record in 1994-95.

Fernandez was born in New York, but moved to the Miami area as a youth. He attended Killian High where he was an all-state selection and a two-time team MVP. Fernandez is married to the former Sol Maritza Casiano and they have a five-year-old daughter, Alexis, and an infant daughter, Olivia.



## ASSISTANT COACH JAKE MORTON

Jake Morton enters his fourth season as an assistant coach with the Hurricanes men's basketball program.

Last season, Morton played a key role on the coaching staff that helped Miami post its second 20-win season in the last three years – and just the fifth since the return of the program in 1985-86, with the Hurricanes going 20-13. Miami raced out to a 15-1 mark, breaking into the Top 25 for the third straight season, and went on to knock off nationally-ranked Georgia Tech and advance to the semifinals of the ACC Tournament. It was the first ACC semifinal appearance for a UM team, while the two wins marked the most for the Hurricanes in a conference postseason tournament.

In 2008-09, Morton helped Miami to its second-straight postseason appearance as the Hurricanes advanced to the second round of the NIT en route to a 19-13 finish. The Hurricanes opened the season ranked among the nation's Top 25 in both polls for just the second time in program history, and went on to knock off nationally-ranked Wake Forest and Boston College, while also earning a road win at Kentucky.

In Morton's first season on the Hurricanes' staff in 2007-08, the team put together one of the biggest single-season turnarounds in the country and posted the second-most wins in program history (23), including a Miami-record 14 wins at home and a program-best fifth-place finish in the ACC. Additionally, UM knocked off St. Mary's in the first round of the NCAA Tournament and advanced to the second round for the first time since 2000.

After his inaugural season as assistant coach at his alma mater, Morton took a moment to thank the current Hurricanes for their hard work at the team's postseason banquet.

"A month ago I got to do something that I have always wanted to," said Morton. "I want to thank these guys for taking me to a place I have always wanted to go... And to be able to do that at my alma mater — I just can't explain how great that feels."

A four-year letterwinner at Miami from 1988-93, Morton returned to his alma mater in 2007-08, following a three-year stint at James Madison where he served as an assistant coach under Dean Keener.

Prior to joining the JMU staff in 2004, Morton served as an assistant coach at St. Francis (Pa.) from 2000-04, following a one-year stay at Bowie State during the 1999-2000 campaign.

As a player with the Hurricanes, Morton tallied 909 points, 245 rebounds and 194 assists during his UM career.

With his name scattered throughout the Hurricane record books, Morton ranks ninth all-time in UM history in three-pointers made (136), 10th in three-pointers attempted (390) and 14th in career three-point percentage (.349).

During the 1989-90 season, he recorded a team-high 45 steals while averaging 11.0 points per game as a sophomore. That same season, he garnered the team's



"Hustle Award" — an honor he would earn again following the 1991-92 season — and was named the team's defensive player of the year three separate times.

Following his UM career, Morton went on to play professionally in Israel for six years.

Morton's coaching career began in New York where he served as a counselor and coach at the Five-Star Basketball Camp, which included future collegiate and NBA stars such as Richard Hamilton, Vince Carter and Stephon Marbury.

Morton graduated from UM in 1993 with a degree in general studies. He is married to the former Robin DeVaux and they have three children, daughter Alexis (12), son Jalen (9) and infant son Joshua.



### COACHING EXPERIENCE

2007-Present	Miami
	Assistant Coach
2004-07	James Madison
	Assistant Coach
2000-04	St. Francis (Pa.)
	Assistant Coach
1999-2000	Bowie State
	Assistant Coach

### PLAYING EXPERIENCE

1993-99	Israel
	Professionally
1988-93	Miami
	Letterman

### EDUCATION

1993	Miami
	Bachelors (General Studies)





### COACHING EXPERIENCE

2007-Present	Miami
	Assistant Coach
2005-07	Miami
	Coordinator of Basketball Operations
2004-05	UT San Antonio
	Assistant Coach
2002-04	Texas
	Video Coordinator
2001-02	Long Beach State
	Director of Basketball/ Video Operations
1999-2001	Texas
	Graduate Assistant

### PLAYING EXPERIENCE

1998-99	Texas
	Letterman
1994-96	Sonoma State
	Two-year Letterman

### EDUCATION

1999	Texas
	Bachelors (Speech Communication)



## ASSISTANT COACH MICHAEL SCHWARTZ


Michael Schwartz enters his fourth season as an assistant coach and his sixth season overall as a member of the University of Miami men's basketball program.

Last season, Schwartz was instrumental in helping Miami post its second 20-win season in the last three years – and just the fifth since the return of the program in 1985-86, with the Hurricanes going 20-13. Miami raced out to a 15-1 mark, breaking into the Top 25 for the third straight season, and went on to knock off nationally-ranked Georgia Tech and advance to the semifinals of the ACC Tournament. It was the first ACC semifinal appearance for a UM team, while the two wins marked the most for the Hurricanes in a conference postseason tournament.

In 2008-09, Schwartz helped Miami to its second-straight postseason appearance as the Hurricanes advanced to the second round of the NIT en route to a 19-13 finish. The Hurricanes opened the season ranked among the nation's Top 25 in both polls for just the second time in program history, and went on to knock off nationally-ranked Wake Forest and Boston College, while also earning a road win at Kentucky.

In Schwartz's first full season as a Hurricanes assistant in 2007-08, the team put together one of the biggest single-season turnarounds in the country and posted the second-most wins in program history (23), including a Miami-record 14 wins at home and a program-best fifth-place finish in the ACC. Additionally, UM knocked off St. Mary's in the first round of the NCAA Tournament and advanced to the second round for the first time since 2000.

Prior to becoming an assistant coach, Schwartz served as the Coordinator of Basketball Operations at UM.



In his previous capacity as Coordinator of Basketball Operations, Schwartz handled video operations, including film breakdown and opponent scouting, supervised recruiting mail outs and served as a liaison with the team's managerial staff.

Schwartz joined the Hurricane staff in 2005 after one season as an assistant coach at the University of Texas at San Antonio, where he helped guide the Roadrunners to a 15-13 overall record, including a 10-6 mark in Southland Conference play.

Before joining the staff at UT San Antonio, Schwartz served as the men's basketball video coordinator at the University of Texas for two seasons (2002-04). Schwartz played basketball at Texas in 1998-99 and was a member of the Longhorns' Big XII championship team.

Schwartz graduated from Texas in 1999 with a bachelor's degree in speech communication studies, and served as a graduate assistant at Texas from 1999 until 2001.

He left Texas in 2001-02 to join the men's basketball staff at Long Beach State University. However, he returned to Texas as video coordinator in 2002 and was part of the Longhorns' run to the NCAA Final Four in 2003 and the NCAA Sweet 16 in 2004.

He also gained experience with USA Basketball as a support staff member for the 2001 Young Men's World Championship Trials, the 2000 USA National Select Team — coached by Mike Jarvis and Bob Huggins — and the 2000 USA Youth Development Festival.

A native of Beverly Hills, Calif., Schwartz played collegiate basketball at Sonoma State University (1994-96) before finishing his career at the University of Texas.

Schwartz is married to the former Stephanie Chrisman and together they have two daughters, three-year-old Sydney and one-year old Samantha.





## MIKE SUMMEY

### DIRECTOR OF BASKETBALL OPERATIONS

Mike Summey enters his second season as Director of Basketball Operations for the Hurricanes.

In this capacity, Summey oversees the day-to-day administrative operations of the basketball program.

A 1997 graduate of NC State, Summey has an extensive coaching background, including serving as the head coach at Bethany College (W. Va.) during the 2008-09 season and two years as the assistant head coach at North Florida from 2006-08, aiding in the Ospreys' transition to NCAA Division I.

As the head coach for Division III Bethany in 2008-09, the Bison went 17-12 and finished second in the Presidents Athletic Conference with a 9-3 mark en route to a PAC championship game berth and an ECAC South Region Tournament invitation. Despite losing four starters, Summey posted the best record in Bethany history for a first-year head coach.

At UNF, he coordinated the recruiting efforts, compiled scouting reports on the opponents and served as the camp director for the UNF team and individual camps.

Summey also served for two years as an assistant coach at The Citadel. In his first season, he worked with perimeter players and



#### EXPERIENCE

2009-Present	Miami
	Director of Operations
2008-09	Bethany College
	Head Coach
2006-08	North Florida
	Head Assistant Coach
2004-06	The Citadel
	Assistant Coach
2003-04	Queens University
	Head Assistant Coach
1999-2003	St. Francis (Pa.)
	Assistant Coach

#### EDUCATION

1997	NC State
	Bachelors in Political Science

helped Matt Davis lead the Southern Conference in three-point percentage (.471), while his work with the post players the next season was pivotal in J'mel Everhart becoming just the second Bulldog to earn Southern Conference All-Tournament Team honors.

Summey's career has also included stops at Queens (N.C.) University in Charlotte as the top assistant in 2003-04 and four seasons as an assistant at Saint Francis (Pa.) University. At St. Francis, his work with the perimeter players was highlighted with three players leading the Northeast Conference in three-point percentage from 2000-03.

A native of Hickory, N.C., Summey earned a degree in political science from NC State in 1997. As a student, he served as the head manager as a senior and then as graduate manager for two years, assisting with then-head coach Herb Sendek's transition to the Wolfpack.

## TOBY LANE

### ASSOC. DIRECTOR OF BASKETBALL OPERATIONS

Toby Lane is in his fourth season as Associate Director of Basketball Operations with Miami. His duties include coordinating video operations, supervising recruiting mail outs and serving as a liaison with the team's managers.

With over 10 years of collegiate experience — ranging from coaching to strength and conditioning to video production — Lane brings a wealth of knowledge to the program.

He previously served as an assistant coach at Southeast Missouri State for three seasons. Prior to that, he was the video coordinator at Oklahoma from 2002-04. Lane was part of the staff that guided the Sooners to their third-straight Big 12 Tournament championship and an appearance in the 2003 NCAA Elite Eight.

A 1993 graduate of Wichita State, Lane's background also includes stops at Long Beach State, where he served as the assistant strength and conditioning coach and administrative assistant from 2001-02, and Central Oklahoma, where he served as an assistant coach from 1999-2001 and as a graduate assistant from 1997-99. At Central Oklahoma, Lane coached former NBA player Eddie Robinson, who played for the Charlotte Hornets and Chicago Bulls from 1999-2004.

Lane also served as the head coach at Goessel High School in Goessel, Kan., from 1993-96.

Lane and his wife, Carla — who played collegiate basketball at Florida, were married in August.



#### EXPERIENCE

2007-Present	Miami
	Associate Director of Operations
2004-07	Southeast Missouri State
	Assistant Coach
2002-04	Oklahoma
	Video Coordinator
2001-02	Long Beach State
	Asst. Strength & Conditioning Coach
1999-2001	Central Oklahoma
	Assistant Coach
1997-99	Central Oklahoma
	Graduate Assistant Coach
1996-97	Neosho County CC (Kan.)
	Assistant Coach
1993-96	Goessel High School (Kan.)
	Head Coach

#### PLAYING EXPERIENCE

1988-90	Mid-America Bible College (Okla.)
---------	-----------------------------------

#### EDUCATION

1999	Central Oklahoma
	Masters (General Education)
1993	Wichita State
	Bachelors
	(Secondary Mathematics Education)
1990	Mid-America Bible College
	Associates Degree





**2010-11 COACHING STAFF** (L to R): Associate head coach Jorge Fernandez, head coach Frank Haith, assistant coach Michael Schwartz and assistant coach Jake Morton.

## BRETT BURMAN | GRADUATE MANAGER



Brett Burman enters his second season as a graduate manager with the University of Miami men's basketball program.

Burman, a Miami native, graduated from the University of Wisconsin in the spring of 2009 with a degree in communications.

Over the summer of 2008, Burman worked as a player development coach for Abunassar Impact Basketball in Las Vegas, conducting workouts for both current NBA players and pre-draft athletes. He completed an internship with the organization during the summer of 2007.



As an undergrad, he served as a coaches assistant for the Badgers' women's basketball team from 2007-09, where his duties included managing the scout team.

A 2005 graduate of Miami Palmetto Senior High School, Burman competed in basketball, lacrosse and track & field, and was a Miami-Dade County Scholar-Athlete Award winner as a senior.

## SUPPORT STAFF



**ANDREA MORTLEY**  
Assistant to Coach Haith



**ALECIA PYNN**  
Office Assistant



**BEN REID, JR.**  
Graduate Manager



**KOUROSH AGAHDEL**  
Head Manager



**2010-11 TEAM MANAGERS** (L to R): Sean Katz, Nick Bixler, Head Manager Kourosh Agahdel, Kevin Towle, Jonathan Trock


## WES BROWN

### ASSISTANT ATHLETIC TRAINER

Wes Brown is in his fourth season as the assistant athletic trainer for the University of Miami men's basketball team and is responsible for handling the daily medical needs of the program.

Brown joined the UM Athletic Training Staff following a five-year stay at UNC Wilmington where he served as the Director of Sports Medicine for three years. While at UNCW, he served as the athletic trainer for the men's basketball program, as well as the Seahawk men's track & field team.

Brown is a certified Performance Enhancement Specialist and a Corrective Exercise Specialist. NBA athletic trainers and strength and conditioning specialists hold these specializations due to the effectiveness of these programs in preventing and treating athlete



injuries. Since his implementation of these techniques, UM basketball athletes have only missed time due to acute injuries or illness.

A native of Jacksonville, N.C., Brown earned a bachelor's degree in athletic training from UNCW in 2000, before earning his masters in athletic training from Old Dominion in 2002.

## ATHLETIC TRAINING STAFF




Scott McGonagle  
Head Athletic Trainer  
M.S./A.T.C.  
Kansas, 1980  
Arizona, 1981

Kevin Blaske  
Assoc. Athletic Trainer  
M.S./A.T.C.  
Tulsa, 1992

Brian Boyls-White  
Asst. Athletic Trainer  
M.S./A.T.C./L.A.T./D.E.S.  
Longwood, 2005  
Plymouth State, 2007

Scott Brooks  
Asst. Athletic Trainer  
M.S./A.T.C.  
Kansas State, 2001  
Oklahoma State, 2007

Priscilla Dobbs  
Asst. Athletic Trainer  
MS/A.T.C./LAT/PES/CES  
Nova Southeastern, 2003  
California (Pa.), 2008



Alana Eichman  
Asst. Athletic Trainer  
M.Ed./A.T.C./L.A.T./N.A.  
UCF, 2003  
Auburn, 2007

Ron LeClair  
Asst. Athletic Trainer  
M.S.Ed./A.T.C.  
Northeastern, 2002

Naoki Negishi  
Asst. Athletic Trainer  
M.Ed./A.T.C./L.A.T./C.E.S.  
Alabama, 2007  
Virginia, 2008

Megan Rogers  
Asst. Athletic Trainer  
M.S./A.T.C., PT CSCS  
SUNY Cortland, 2003

## MEDICAL STAFF



Richard Mariani, D.D.S.  
Miami, 1957  
Dentistry

Michael Robinson,  
D.M.D.  
Miami, 1991  
Dentistry

Marco Leyte-Vidal,  
D.M.D.  
Miami, 1982  
Dentistry

Chris Mariani, D.D.S.  
Emory, 1981  
Dentistry



Larry Brown, D.D.S.  
Columbia, 1987  
Dentistry

Irma Rey, M.D.  
Miami, 1981  
Internal Medicine

Juan Fernandez, M.D.  
Miami, 1986  
Nephrologist

George Munoz, M.D.  
Mount Sinai, 1980  
Internal Medicine

David Morris, M.D.  
Miami, 1994  
Internal Medicine



Gilbert Concepcion, M.D.  
Central Eastern, 1982  
Cardiovascular Diseases,  
Cardiac Electrophysiology

Mario R. Villoch, M.D.  
Miami, 1987  
Cardiology

Stephen Morris, O.D.  
Miami, 1961  
Optometry

Elliott Grusky, D.C.  
Logan College, 1977  
Chiropractic

Lawrence Grusky, D.C.  
Palmer College, 1980  
Chiropractic



**DR. LEE KAPLAN, M.D.**  
Team Physician

**DR. BRYSON LESNIAK, M.D.**  
Team Physician

**DR. CLIFTON PAGE, M.D.**  
Primary Care Physician

**CLIFTON PAGE, M.D., CAQSM** — a Primary Care Sports Medicine specialist at the University of Miami Miller School of Medicine in the Department of Orthopaedics and Family Medicine, Division of Sports Medicine — is in his third year working with the University of Miami athletic teams.

Board certified in family medicine and sports medicine, Dr. Page's clinical interests include the non-operative care of sports-related injuries, especially tendinopathies, concussions, general medical conditions in the athlete and sports injury prevention.

A 1998 graduate of Notre Dame, he earned his medical degree from Ohio State. While completing a residency in family medicine and a Primary Care Sports Medicine Fellowship at Ohio State, Dr. Page published a book chapter for Clinics in Sports Medicine, and was an integral part of the sports medicine team providing medical coverage for Ohio State athletic teams.

Upon completing his fellowship, Dr. Page moved to Miami and spent three years at the University of Miami Student Health Center, and currently serves as an Assistant Clinical Professor in the Departments of Orthopaedics and Family Medicine at the UHealth Sports Medicine Center.



## TODOR PANDOV

### STRENGTH & CONDITIONING COACH

The Miami basketball strength and conditioning program operates under the guidance of strength and conditioning coach Todor Pandov.

"It's great to have Todor back in the Miami basketball family," said Coach Haith. "As a former player, he understands the physical and mental demands of the season, and he knows what is necessary to help our student-athletes reach and maintain peak conditioning. He will be an asset to our program."

A 2003 graduate of Western Kentucky, Pandov spent the last two seasons as the strength and conditioning coach for his alma mater.

Pandov previously served on the Hurricanes' staff as a graduate manager during the 2007-08 campaign when Miami advanced to the second round of the NCAA Tournament.

Prior to that, Pandov was an assistant coach at St. Edward's (Texas)



and a volunteer at Texas, assisting the program during its 2005-06 campaign when the Longhorns went 30-6 and advanced to the NCAA's Elite Eight. While at Texas, he worked with Todd Wright, who is widely recognized as one of the top strength and conditioning coaches in the nation.

Originally from Plovdiv, Bulgaria, Pandov played three seasons for the Hilltoppers. After a breakout sophomore campaign, averaging 8.8 points and 3.3 rebounds per game en route to a 28-4 record, a Sun Belt Conference Regular Season and Tournament Championship and an appearance in the NCAA Tournament, Pandov was slated to be a starter entering his junior season in 2002-03. But after scoring 12 points and grabbing five rebounds in 23 minutes at top-ranked Arizona in the season-opener, he went down with a season-ending knee injury.

Following the conclusion of his collegiate career, Pandov played professionally for Eiffel Towers in Holland in 2004-05, earning All-Star honors.

He and his wife, Kimberly, have one son, Mason (2), who was born in Miami during Pandov's first stint with the Hurricanes.



Andreu Swasey  
Head Strength &  
Conditioning Coach

Colt Colas  
Strength &  
Conditioning  
Assistant

Jimmy Goins  
Strength &  
Conditioning  
Assistant

Victor Ishmael  
Strength &  
Conditioning  
Assistant

Andrew Klich  
Strength &  
Conditioning  
Assistant

## KELLY PIERCE

### ACADEMIC ADVISOR/TUTOR COORDINATOR

Kelly Pierce is in her third season as the academic advisor for the Miami men's basketball team. She also works with the football team and coordinates the tutor program for more than 350 student-athletes.

Prior to working with in Athletic Academic Services, Pierce was a special education teacher at Coral Gables Senior High School.

A 2008 Miami graduate, Pierce earned a bachelor's in education, majoring in exceptional student education and creative writing. She is currently working towards her master's in community and social change at UM.

The Hurricanes have continued to stress high standards on and off the court. Over the last five years, the Hurricanes trail only Duke in All-ACC Academic Team selections with eight: Jack McClinton (2007, 2008, 2009), Jimmy Graham (2006, 2007), Brian



Asbury (2006), Adrian Thomas (2006) and Antoine Allen (2010).

Outside of her work with the Hurricanes, Pierce also assists a home for orphaned, abandoned and malnourished children in Guatemala. She travels to Guatemala twice a year on a medical mission with Misioneros del Camino, where she volunteers with doctors in a small town seeing patients during the day and spends her evenings with the children at the home.




David Wyman, M.S.  
Associate Athletic  
Director  
for Academics


Allen Augustin  
Academic Advisor

Christopher Doell  
Assistant Director of  
Academics

Barbara Stratton  
Learning Specialist

Andrea Foley  
Academic Advisor








Adrin Thomas

30





# adrian THOMAS

GRADUATE | 6-7 | 226 | FORWARD | PEMBROKE PINES, FLA. | FLANAGAN HS

A true veteran, this graduate student enters his sixth season as a Hurricane after back-to-back season-ending injuries in 2006-07 and 2007-08... Shooting threat as a four with a strong perimeter shot which led the ACC in three-point field goal percentage in 2010... Developed into a strong shooter when his injuries decreased his mobility and had him sitting in a chair and shooting in the gym... Great defender both in the post and on the perimeter... Playing time and productivity has steadily increased over his career... Selected "Ultimate Teammate" at team's 2010 postseason banquet in a vote by fellow team members... From a family of educators, he graduated in May 2009 with a bachelor's degree in business management and marketing, and is currently pursuing a master's degree in sports administration.

## AS A SENIOR (2009-10)

Among five Hurricanes to play in all 33 games, averaging 7.3 points and 2.7 rebounds an outing... Led the ACC in three-point field goal percentage (.421) and ranked fifth in three-pointers made per game (2.1), sinking at least one trey in 47 of his last 52 games — including in 11-straight contests for the longest active streak in the ACC heading into 2010-11... Had hit a trey in 15 straight (11/28-1/31) for the then-longest active streak in the ACC and the ninth-longest streak in UM history... 18 games with three-plus treys... Eighth among active career three-point leaders, connecting on 111 career triples... Of his 154 career field goals, 72.1 percent are coming from beyond the arc — including 84.8 percent of his shots as a senior... Hit a team- and personal-season high 67 three-pointers... Over the last 10 games, converted 44.4 percent from the field and 44.9 percent from beyond the arc... Dished out 46 assists — topping his total from the previous four seasons combined... Posted seven double-figure scoring games, including a career- and game-high tying 16 points on 6-of-9 shooting (4-7 3FGs) in the season-opening win over North Carolina Central (11/14)... Also converted 4-of-7 from long range in the victory over then- No. 20/20 Georgia Tech (2/10) en route to 12 points... Finished with nine points — all from beyond the arc (3-6 3FGs), five boards and a steal in the ACC Tournament win over Wake Forest (3/11)... Handed out three assists and went 2-for-4 from beyond the arc en route to 10 points versus Florida State (3/6)... Grabbed a season- and team single-game season-high tying four steals at North Carolina (3/2)... Converted a career-high 5-of-5 free throws at Maryland (1/26)... Contributed nine points on 3-of-6 shooting from long range — his third-straight outing with three-plus treys, three boards and an assist in the win over Wake Forest (1/9)... Sparked and finished Miami's 15-4 run versus the Demon Deacons, erasing a five-point deficit to give UM a 60-54 advantage with 8:22 remaining... Scored 15 points on a career-high 5-of-6 effort from long range — matching the league's top single-game three-point performance of the year — adding five boards, three

assists and a career-high tying two blocks at Pepperdine (1/3)... In his first start of the season and the third of his career, scored 11 points on 4-of-6 shooting from the field — including 3-of-4 from long range, with two boards and two assists versus South Carolina State (12/12)... Hit three three-pointers with three boards, two assists and two steals to defeat South Carolina (11/22) in the championship game of the Charleston Classic... Finished with 12 points on 3-of-5 three-point shooting with three free throws and a season-high six rebounds in the first-round win over Tulane (11/19) in the Charleston Classic.

## CAREER HIGHS

Points	16 vs. N.C. Central (11/14/09)
FGM	6 vs. N.C. Central (11/14/09)
FGA	9 vs. N.C. Central (11/14/09)
3 FGM	5 at Pepperdine (1/3/10)
3 FGA	8 at North Carolina (3/2/10)
FTM	5 at Maryland (1/26/10)
FTA	5 at Maryland (1/26/10)
Reb	8 vs. N.C. Central (1/3/09)
Assists	4 vs. two opponents
Blocks	2 vs. two opponents
Steals	5 vs. Florida State (1/21/09)
Minutes	30 at Virginia (1/16/10)

## AS A REDSHIRT JUNIOR (2008-09)

The 2009 recipient of the "Bob Bradley Spirit & Courage Award," presented by the Atlantic Coast Sports Media Association (ACSMA) to a male or female basketball player, coach or team administrator who has overcome significant injury, illness or adversity in life to become a valuable contributor to his/her program and university... Also named Most Improved Player by a vote of teammates and received the Outstanding Student-Athlete Award at the team's postseason banquet... Played in all 32 contests, averaging 5.1 points and 2.3 rebounds per game, while converting 1.3 three-pointers an outing at a 35.7 percent clip... Hit at least one trey in 14-straight contests, including a then- career-high tying four in the win over then- No. 6/7 Wake Forest (2/4) and at NC State (1/27), to tie for the 10th-longest three-point streak in Miami history... Was the third-longest active streak in the ACC until it was snapped at Georgia Tech (3/4)... Scored in double figures five times — all in ACC play, averaging 6.8 points per game versus conference opponents... Scored a then- career-high 14 points in a route of then- No. 6/7 Wake Forest (2/4) and at NC State (1/27)... Hit a then- career-high tying five field goals, including four three-pointers, in a season-high 29 minutes versus the Wolfpack... Finished with 10 points on 57.1 percent shooting — including a pair of three-pointers — at then- No. 5/6 North Carolina (1/17)... Posted his second-straight double-figure scoring effort with 10 points — including two treys, a career-high five steals, four rebounds and a career-high two blocks in a win over Florida State (1/21)... Contributed 11 points on 4-of-6 shooting, including three three-pointers, three boards, an assist and a steal at Boston College (1/10)... Shot 40.1 percent from the field for the season, including converting 50.0 percent or better in 13 games... Hit 83.3 percent of his shots in the win over the Demon Deacons, converting 5-of-6 field

**GETTING TO KNOW U... NICKNAME:** A.T... **FAVORITE BASKETBALL PLAYER:** Kobe Bryant... **FAVORITE ATHLETE IN ANOTHER SPORT:** Donald Thomas (NFL)... **FAVORITE PRO SPORTS TEAM:** Los Angeles Lakers... **FAVORITE MIDNIGHT SNACK:** Cereal... **FAVORITE SONG RIGHT NOW:** Hard in the Paint (Remix) — Waka Flocka Flame/Tears of Joy — Rick Ross... **FAVORITE CARTOON WHEN I WAS GROWING UP:** Duck Tales/Magic School Bus...

## CAREER STATS — THOMAS

YEAR	GP-GS	MIN-AVG.	FG-FGA	PCT.	3FG-FGA	PCT.	FT-FTA	PCT	OFF-DEF	REB-AVG	PF-FO	AST	TO	BLK	STL	PTS-AVG
2005-06	23-0	114-50	8-21	.381	0-1	.000	9-19	.474	10-9	19-0.8	19-0	1	8	2	2	25-1.1
2006-07	4-0	19-4.8	1-4	.250	0-2	.000	0-0	.000	0-1	1-0.3	2-0	0	2	0	1	2-0.5
2007-08	4-0	53-13.3	7-12	.583	4-9	.444	0-0	.000	3-6	9-2.3	2-0	1	2	1	3	18-4.5
2008-09	32-2	550-17.2	59-147	.401	40-112	.357	4-6	.667	37-37	74-2.3	67-2	29	33	5	19	162-5.1
2009-10	33-4	726-22.0	79-184	.429	67-159	.421	15-20	.750	20-70	90-2.7	75-3	46	28	7	23	240-7.3
<b>TOTAL</b>	<b>96-6</b>	<b>1,462-15.2</b>	<b>154-368</b>	<b>.418</b>	<b>111-283</b>	<b>.392</b>	<b>28-45</b>	<b>.622</b>	<b>70-123</b>	<b>193-2.0</b>	<b>165-5</b>	<b>77</b>	<b>73</b>	<b>15</b>	<b>48</b>	<b>447-4.7</b>



goals and 4-of-5 three-pointers... Grabbed a then- career-high three steals in the NIT second-round game at Florida (3/20)... Went 3-of-6 from beyond the arc to finish with nine points versus Virginia Tech (3/12) in the opening round of the ACC Tournament... Picked up nine points on three shots from beyond the arc (3-of-7) while securing two rebounds, a steal and two assists in a road win at Virginia (2/26)... Scored six points on two big three-pointers late in the game during a comeback stretch against then- No. 3/3 North Carolina (2/15), while adding four boards and a career-high four assists... Logged a career-best eight rebounds in a win over North Carolina Central (1/3).

#### **AS A REDSHIRT SOPHOMORE (2007-08)**

Scored a season-high 13 points off the bench in the season-opening win over Florida Southern (11/9), converting 5-of-7 from the field (.714) and 3-of-5 from long range (.600)... Also grabbed four rebounds in the win... Recorded five points and a pair of steals versus Marist (11/15)... Saw action in the first four games before sustaining a season-ending ACL injury in practice... Averaged 4.5 points and 2.3 rebounds in 13.3 minutes per game.

#### **AS A SOPHOMORE (2006-07)**

Appeared in four games before suffering a season-ending abdominal injury... Averaged 0.5 points, 0.3 rebounds and 4.8 minutes per game... Scored a season-high two points in the season-opener against FIU (11/11)... Added a rebound versus Buffalo (11/18).

#### **AS A FRESHMAN (2005-06)**

Played in 23 games, averaging 1.1 points and 0.8 rebounds in 5.0 minutes per outing... Named to the 2006 ACC All-Academic Basketball Team... Finished with five points and two rebounds in seven minutes against Boston College (2/16)... Scored three points and pulled down a board in six minutes versus Clemson (1/18)... Grabbed four rebounds in four minutes against Wofford (12/10)... Recorded season-highs in



Adrian Thomas and Dr. Warren Whisenant, Associate Professor — Exercise & Sport Sciences

points (4) and minutes played (12) versus Morgan State (11/19)... Made collegiate debut against Texas-Arlington (11/13), scoring one point.

#### **HIGH SCHOOL**

Averaged 24.2 points, 14.9 rebounds and 2.3 blocks per game as a senior at Flanagan High School, en route to being named the Sun-Sentinel's 6A-5A-4A Player of the Year for a second consecutive season... Ranked 47th in the nation by Basketball News... Earned Street & Smith's honorable-mention All-America honors... Led team to the regional finals and a district championship while securing a 25-4 record in 2004-05... 2005 Broward County Athletic Association's Scholar-Athlete of the Year... Scored a career-high 32 points against Pompano Blanche Ely as a senior... Averaged 24 points and 13.1 rebounds per game, winning the Sun-Sentinel's 5-A Player of the Year award as a junior... That year, led team to a 27-2 record, including a district championship and a 3-6A regional runner-up finish... Named first team all-county by both the Miami Herald and Sun-Sentinel as a sophomore... Started at center as a freshman, averaging 20.1 points and 10.3 rebounds an outing... Coached by Greg Samuel.

#### **PERSONAL**

Graduated in May 2009 with a bachelor's degree in business management and organization... Currently pursuing a master's degree in sports administration... Nickname is "A.T."... Graduated in the top 10 percent of his class at Flanagan.

**I'M A HURRICANE BECAUSE** I like the school and it's home... **AT THE U, I'VE LEARNED SO MUCH FROM** Coach Haith... **ONE THING THAT EVERYONE SHOULD KNOW ABOUT MIAMI BASKETBALL IS** we are a good team that works hard... **IF I WAS PLAYING 2-ON-2, I WOULD CHOOSE** Durand Scott **FOR MY TEAM...** **IF I COULD PLAY ANY OTHER SPORT AT UM, IT WOULD BE** football... **THE FUNNIEST NICKNAME ON THE TEAM IS** Big Reg (Reggie Johnson)... **THE BEST PLAYER I'VE MATCHED UP AGAINST IS** Jerome Dyson (UConn)... **OTHER THAN BASKETBALL, I AM TALENTED AT** dancing and singing... **THE ACTOR I WOULD WANT TO PLAY ME IN A MOVIE IS:** Terry Crews... **IF I WERE A SUPERHERO, MY NAME WOULD BE** Invincible Man

## GAME-BY-GAME STATS

## 2005-06

OPPONENT	MIN	FG-A	3FG-A	FT-A	R	PF	A	TO	BLK	S	PTS
vs. Texas-Arlington	1	0-0	0-0	1-2	0	3	0	0	0	0	1
vs. Wisconsin-Green Bay	8	1-2	0-1	1-1	0	1	0	0	0	0	3
MORGAN STATE	12	2-5	0-0	0-0	1	2	0	0	1	1	4
NC A&T	7	0-0	0-0	0-0	1	1	0	0	0	0	0
at Temple	3	0-0	0-0	0-0	0	1	0	0	0	0	0
at Michigan	7	0-1	0-0	1-2	1	1	0	1	0	0	1
BIRM.-SOUTHERN	11	1-2	0-0	0-3	0	3	0	2	0	0	2
WOFFORD	4	0-0	0-0	0-0	4	0	0	1	0	0	0
FLORIDA	3	1-2	0-0	0-0	2	0	0	1	0	0	2
STETSON	10	0-0	0-0	0-0	0	1	0	0	1	1	0
vs. Louisville	6	0-2	0-0	0-1	1	0	0	0	0	0	0
SACRED HEART	3	0-0	0-0	0-0	1	1	0	1	0	0	0
at North Carolina	4	0-1	0-0	0-0	2	0	0	0	0	0	0
CLEMSON	6	1-3	0-0	1-2	1	0	0	0	0	0	3
BOSTON COLLEGE	1	0-0	0-0	0-0	0	0	0	0	0	0	0
at Virginia	2	0-0	0-0	0-0	0	0	0	1	0	0	0
WAKE FOREST	0	0-0	0-0	0-0	0	0	0	0	0	0	0
at Georgia Tech	6	0-0	0-0	1-3	1	1	0	0	0	0	1
at Boston College	7	1-1	0-0	3-3	2	1	0	0	0	0	5
at Duke	5	0-0	0-0	1-2	1	2	1	0	0	0	1
VIRGINIA TECH	1	0-0	0-0	0-0	0	0	0	0	0	0	0
FLORIDA STATE	5	1-2	0-0	0-0	1	0	0	1	0	0	2
OKLAHOMA STATE	2	0-0	0-0	0-0	0	1	0	0	0	0	0
<b>TOTALS</b>	<b>114</b>	<b>8-21</b>	<b>0-1</b>	<b>9-19</b>	<b>19</b>	<b>19</b>	<b>1</b>	<b>8</b>	<b>2</b>	<b>2</b>	<b>25</b>

## 2006-07

OPPONENT	MIN	FG-A	3FG-A	FT-A	R	PF	A	TO	BLK	S	PTS
FIU	12	1-3	0-1	0-0	0	1	0	0	0	1	2
at Evansville	1	0-0	0-0	0-0	0	0	0	0	0	0	0
vs. Buffalo	4	0-1	0-1	0-0	1	0	0	1	0	0	0
vs. Cleveland State	2	0-0	0-0	0-0	0	1	0	1	0	0	0
<b>TOTALS</b>	<b>19</b>	<b>1-4</b>	<b>0-2</b>	<b>0-0</b>	<b>1</b>	<b>2</b>	<b>0</b>	<b>2</b>	<b>0</b>	<b>1</b>	<b>2</b>

## 2007-08

OPPONENT	MIN	FG-A	3FG-A	FT-A	R	PF	A	TO	BLK	S	PTS
FLORIDA SOUTHERN	19	5-7	3-5	0-0	4	1	0	0	1	1	13
vs. Marist	21	2-4	1-3	0-0	3	1	0	1	0	2	5
vs. VCU	9	0-1	0-1	0-0	1	0	1	1	1	0	0
vs. Providence	4	0-0	0-0	0-0	1	0	0	0	0	0	0
<b>TOTALS</b>	<b>53</b>	<b>7-12</b>	<b>4-9</b>	<b>0-0</b>	<b>9</b>	<b>2</b>	<b>1</b>	<b>2</b>	<b>1</b>	<b>3</b>	<b>18</b>

## 2008-09

OPPONENT	MIN	FG-A	3FG-A	FT-A	R	PF	A	TO	BLK	S	PTS
FLORIDA SOUTHERN	12	2-7	1-4	0-0	3	3	0	2	1	0	5
vs. Southern Miss	7	1-2	1-2	0-0	1	0	1	0	0	0	3
vs. UConn	1	0-1	0-1	0-0	0	0	0	0	0	0	0
vs. San Diego	6	1-4	1-3	0-0	0	0	0	0	0	0	3
STETSON	3	0-0	0-0	0-0	0	1	0	0	0	0	0
OHIO STATE	5	0-0	0-0	0-0	2	0	1	1	0	0	0
at Kentucky	2	0-0	0-0	0-0	0	0	0	0	0	0	0
FIU	18	1-4	1-4	2-2	6	1	0	1	1	2	5
ROBERT MORRIS	8	1-1	0-0	0-0	1	1	0	0	0	0	2
CLEMSON	12	1-2	0-1	0-0	1	1	0	0	0	1	2
at St. John's	6	0-2	0-2	0-0	0	1	0	1	0	0	0
NORTH FLORIDA	23	3-6	1-3	0-0	6	3	2	1	0	1	7
NC CENTRAL	19	2-6	0-2	1-1	8	0	2	0	0	0	5
FLORIDA ATLANTIC	23	3-6	2-4	0-0	1	4	3	2	0	0	8
at Boston College	24	4-6	3-4	0-0	3	3	1	0	0	1	11
MARYLAND	24	3-6	2-5	0-0	4	4	0	2	0	1	8
at North Carolina	21	4-7	2-5	0-0	2	2	0	0	0	0	10
FLORIDA STATE	21	4-8	2-5	0-0	4	3	3	1	2	5	10
VIRGINIA TECH	26	2-7	2-6	0-0	3	4	2	1	0	1	6
at UNC State*	29	5-8	4-7	0-0	2	4	1	1	0	0	14
at Maryland*	19	1-3	1-2	0-0	2	5	1	2	0	0	3
WAKE FOREST	19	5-6	4-5	0-0	3	1	2	3	1	0	14
at Duke	29	1-5	1-4	0-0	3	4	1	1	0	1	3
NORTH CAROLINA	24	2-6	2-6	0-0	4	3	4	1	0	0	6
at Florida State	25	3-8	2-7	0-0	1	3	0	0	0	0	8
BOSTON COLLEGE	26	1-2	1-2	0-0	3	4	1	2	0	1	3
at Virginia	25	3-8	3-7	0-0	2	0	2	1	0	1	9
at Georgia Tech	19	0-4	0-4	0-0	4	1	0	2	0	0	0
NC STATE	16	0-3	0-3	1-2	1	5	1	1	0	0	1
vs. Virginia Tech	17	3-6	3-6	0-1	2	3	0	4	0	0	9
at Providence	20	2-5	0-3	0-0	1	1	1	3	1	1	4
at Florida	21	1-8	1-5	0-0	1	2	0	0	0	0	3
<b>TOTALS</b>	<b>550</b>	<b>59-147</b>	<b>40-112</b>	<b>4-6</b>	<b>74</b>	<b>67</b>	<b>29</b>	<b>33</b>	<b>5</b>	<b>19</b>	<b>162</b>

## 2009-10


OPPONENT	MIN	FG-A	3FG-A	FT-A	R	PF	A	TO	BLK	S	PTS
NORTH CAROLINA CENTRAL	18	6-9	4-7	0-0	2	1	3	0	0	2	16
NOVA SOUTHEASTERN	17	1-4	1-4	0-0	1	2	3	1	0	0	3
vs. Tulane	25	3-5	3-5	3-4	6	0	2	0	0	0	12
vs. UNC Wilmington	19	1-4	1-4	0-0	1	2	0	1	0	0	3
vs. South Carolina	21	3-5	3-4	0-1	3	1	2	1	0	2	9
FLORIDA GULF COAST	17	0-8	0-6	0-0	3	1	1	2	0	0	0
USC UPSTATE	17	3-6	2-4	0-0	0	2	1	0	0	0	8
MINNESOTA	26	1-6	1-6	0-1	3	3	1	0	1	2	3
at Boston College	22	2-7	1-6	0-0	1	3	1	0	0	0	5
SOUTH CAROLINA STATE*	16	4-6	3-4	0-0	2	2	2	0	0	0	11
at Stetson	24	4-6	3-5	0-0	4	3	4	0	1	1	11
vs. Florida Atlantic	18	2-6	1-5	0-0	3	2	1	1	1	0	5
NORTH CAROLINA A&T	18	2-5	2-5	0-0	2	2	0	0	0	0	6
BETHUNE-COOKMAN	20	3-4	3-4	0-0	3	0	2	0	0	1	9
at Pepperdine	16	5-6	5-6	0-0	5	1	3	0	2	0	15
WAKE FOREST	23	3-6	3-6	0-0	3	2	1	2	0	0	9
at Virginia Tech	22	1-7	1-7	0-0	3	5	0	0	0	1	3
at Virginia	30	3-7	2-6	0-0	5	3	1	0	0	2	8
BOSTON COLLEGE*	25	2-6	2-6	2-2	1	0	3	2	0	0	8
at Maryland	23	1-2	1-2	5-5	1	4	0	2	0	2	8
VIRGINIA TECH*	27	3-6	2-5	0-0	1	4	2	1	0	1	8
at Wake Forest*	20	0-5	0-1	0-0	2	4	0	1	0	0	0
at Florida State	19	2-4	1-2	0-1	4	5	1	0	0	1	5
GEORGIA TECH	25	4-7	4-7	0-0	2	2	0	2	1	0	12
at Clemson	21	3-5	3-5	0-0	4	1	1	3	0	0	9
DUKE	22	2-2	2-2	1-2	5	5	2	2	0	0	7
VIRGINIA	23	2-6	2-6	2-2	3	1	1	2	0	1	8
NC STATE	25	1-4	1-4	0-0	4	3	1	3	0	0	3
at North Carolina	23	2-8	2-8	0-0	1	1	1	1	0	4	6
FLORIDA STATE	28	4-7	2-4	0-0	2	2	3	0	0	2	10
vs. Wake Forest	24	3-7	3-6	0-0	5	3	0	0	0	1	9
vs. Virginia Tech	26	2-4	2-4	2-2	1	2	1	1	0	0	8
vs. Duke	26	1-4	1-3	0-0	4	3	2	0	1	0	3
<b>TOTALS</b>	<b>726</b>	<b>79-184</b>	<b>67-159</b>	<b>15-20</b>	<b>90</b>	<b>75</b>	<b>46</b>	<b>28</b>	<b>7</b>	<b>23</b>	<b>240</b>

\* Games started



AND MY SUPERPOWER WOULD BE being invincible... THE SONG NO ONE WOULD BELIEVE I HAVE ON MY IPOD IS Teenage Dream — Katy Perry... I HATE TO ADMIT IT, BUT I LOVE liver and onions... NO ONE CAN BELIEVE I WATCH Keeping Up With The Kardashians... IF I COULD ONLY EAT ONE MEAL FOR THE REST OF MY LIFE, IT WOULD BE liver and onions... THE WEIRDEST THING I'VE EVER EATEN IS liver and onions... IF I WERE AN ANIMAL, I'D BE a fish or shark... THE FARTHEST PLACE FROM HOME I'VE BEEN IS Seattle, Washington... PEOPLE MIGHT BE SURPRISED TO KNOW I dance all the time... DREAM DATE: D. Woods... IF I COULD SPEND A DAY WITH ANYONE, IT WOULD BE LeBron James... MOST EMBARRASSING MOMENT: Tripping in the cafeteria in middle school... THE MOST INFLUENTIAL PEOPLE IN MY LIFE ARE my mom and dad... MY BIGGEST PET PEEVE IS when people talk too much or are too touchy... MY WORST HABIT IS sleeping late... IF YOU WALKED INTO MY DORM ROOM, THE FIRST THING YOU WOULD NOTICE IS my MacBook... IF I WON THE LOTTERY, THE FIRST THING I WOULD BUY IS a Rolls-Royce Phantom... ONE PIECE OF ADVICE FOR A NEW UM BASKETBALL PLAYER: Have fun... WHEN I PLAYED BASKETBALL AS A KID, I PRETENDED TO BE Shaq... MY FIRST JOB WAS basketball counselor... WHEN I WAS LITTLE, I WANTED TO BE an NBA player... NOW MY DREAM JOB IS to be a music producer.







# julianGAMBLE

JUNIOR | FORWARD/CENTER | 6-9 | 258 | DURHAM, N.C. | SOUTHERN DURHAM HS

Big body... Great inside game— team's best post passer... Strong basketball IQ and good skill level... Has shown tremendous growth through his redshirt season in 2007-08 up until the present... A good rebounder, started 11-straight games to close his sophomore campaign in 2010-11... Owns two double-doubles in his career... Honored with team's "Outstanding Student-Athlete Award" at the 2010 postseason banquet for his efforts on the court and in the classroom.

## AS A SOPHOMORE (2009-10)

Among five Hurricanes to play in all 33 games, including 11-straight starts to close the season... Averaged 6.6 points on 52.6 percent shooting from the field and 6.3 rebounds over his last seven starts... For the season, posted 3.5 points, 2.9 rebounds and 0.8 blocks per game, while converting 70.6 percent from the line... Posted multiple blocks in four games, including a career-high four at North Carolina (3/2)... Versus the Tar Heels, added eight points — including his first career three-pointer to beat the halftime buzzer, seven boards, a career-high tying two steals and two assists in 26 minutes... Grabbed double-figure rebounds twice and five-plus boards seven times, including six times versus conference opponents... Finished with eight points, a career-high tying 13 rebounds and three blocks in the ACC Tournament win over Wake Forest (3/11)... Finished with six points on 3-of-4 shooting from the field and four boards in 14 minutes versus NC State (2/27)... Recorded his second career double-double and first versus an ACC opponent with a career-high tying 13 points on a career-high 6-of-8 shooting from the field, 12 rebounds, three assists and a blocked shot in the win over Virginia (2/23)... Grabbed five boards and a career-high tying two steals at Clemson (2/13)... Turned in four points, seven rebounds, two assists and a career-high tying two steals in the victory over then- No. 20/20 Georgia Tech (2/10)... Picked up his first career start at Florida State (2/6), finishing with nine points on 3-of-5 shooting, three boards, an assist and a blocked shot in 26 minutes... Rejected two shots at Virginia (1/16)... Posted five points and two boards in Miami's ACC win over Wake Forest (1/9)... Registered three assists and a blocked shot in 15 minutes off the bench in Miami's non-conference win over South Carolina State (12/12)... Scored four points off the bench in 18 minutes of playing time while collecting five rebounds — including three from the offensive glass, and handing out a career-best four assists versus USC Upstate (11/28)... Posted 10 points, three rebounds and a pair of blocks in the season-opening win over North Carolina Central (11/14).

## AS A REDSHIRT FRESHMAN (2008-09)

Saw action in 24 games in his first campaign as a Hurricane, including 10 games versus ACC opponents... Among just six ACC freshmen to record a double-double during the season, posting a career-high 13 points and a career-high 13 rebounds in the win over North Florida (12/31), converting 3-

of-5 field goals and a season-high 7-of-10 free throws... Also scored in double figures in the win at St. John's (12/27), finishing with 10 points on perfect 4-of-4 shooting from the field and 2-of-2 shooting from the line in 12 minutes... Shot a perfect 3-for-3 from the field and added a free throw to finish with seven points in the ACC Tournament versus Virginia Tech (3/12)... Posted a then- career-best three blocked shots on three occasions — in the win at Kentucky (12/6) and in back-to-back home victories over North Florida (12/31) and North Carolina Central (1/3)... Added six points and

## CAREER HIGHS


Points	13 vs. two opponents
FGM	6 vs. Virginia (2/23/10)
FGA	10 at North Carolina (3/2/10)
3 FGM	1 at North Carolina (3/2/10)
3 FGA	2 at North Carolina (3/2/10)
FTM	7 vs. North Florida (12/31/08)
FTA	10 vs. North Florida (12/31/08)
Reb	13 vs. two opponents
Assists	4 vs. USC Upstate (11/28/08)
Blocks	4 at North Carolina (3/2/10)
Steals	2 vs. five opponents
Minutes	28 vs. Wake Forest (3/11/10)



**GETTING TO KNOW U...** NICKNAME: JG, Lambo... **FAVORITE BASKETBALL PLAYER:** Kobe Bryant... **FAVORITE ATHLETE IN ANOTHER SPORT:** Alex Rodriguez (MLB)... **FAVORITE PRO SPORTS TEAM:** Los Angeles Lakers, New York Yankees... **FAVORITE MIDNIGHT SNACK:** Blue Bell cookies 'n cream ice cream... **FAVORITE SONG RIGHT NOW:** Monster — Kanye West & Jay-Z... **FAVORITE CLASS:** Dance...

## CAREER STATS — GAMBLE

YEAR	GP-GS	MIN-AVG.	FG-FGA	PCT.	3FG-FGA	PCT.	FT-FTA	PCT.	OFF-DEF	REB-AVG	PF-FO	AST	TO	BLK	STL	PTS-AVG
2008-09	24-0	179-7.5	20-46	.435	0-0	.000	17-29	.586	22-39	61-2.5	23-0	8	4	14	3	57-2.4
2009-10	33-11	440-13.3	45-94	.479	1-3	.333	24-34	.706	39-57	96-2.9	59-2	24	37	25	17	115-3.5
<b>TOTAL</b>	<b>57-11</b>	<b>619-10.9</b>	<b>65-140</b>	<b>.464</b>	<b>1-3</b>	<b>.333</b>	<b>41-63</b>	<b>.651</b>	<b>61-96</b>	<b>157-2.8</b>	<b>82-2</b>	<b>32</b>	<b>41</b>	<b>39</b>	<b>20</b>	<b>172-3.0</b>



seven rebounds in a season-high 20 minutes versus the Eagles... Grabbed five-or-more rebounds five times, including a four-point, five-board effort in 15 minutes versus then- No. 3/3 North Carolina (2/15)... Recorded two points, a rebound and his 14th block of his freshman campaign in his first postseason appearance in the NIT win at Providence (3/18)... Grabbed three rebounds in his ACC debut versus then- No. 25/25 Clemson (12/21)... Finished with six points and three rebounds in 14 minutes versus FIU (12/12)... Posted five rebounds, a season- and game-high three assists and a blocked shot in 15 minutes against San Diego (11/24) in the third-place game of the Paradise Jam Tournament... Finished with four points, six rebounds and a steal in his Hurricanes debut versus Florida Southern (11/15).

### HIGH SCHOOL

Three-year letterwinner at Southern Durham High School, the same high school as former UM teammate Anthony King... Averaged 18 points, 10 rebounds and five blocks per game as a senior... A two-time all-conference selection... Rated the No. 27 center in the class of 2007 by Scout.com and the No. 4 overall player in the state of North Carolina by Rivals.com... Coached by David Pyper.

### PERSONAL

A sports administration major with a minor in business... Off the court, enjoys playing video games... Traveled to Africa during the summer of 2008 with Athletes in Action, getting the opportunity to play basketball with other collegians from across the country, as well as hold basketball clinics for local children... Nicknames include "Jules" and "JG".



Julian Gamble and Ed Gillis, Assistant Vice President/Executive Director of Admission

**FAVORITE CARTOON WHEN I WAS GROWING UP:** SpongeBob Squarepants... **I'M A HURRICANE BECAUSE** I love it here and we're in the ACC... **MY FAVORITE THING ABOUT BEING PART OF THE U FAMILY IS** the players and coaches... **AT THE U, I'VE LEARNED SO MUCH FROM Adrian Thomas...** **ONE THING THAT EVERYONE SHOULD KNOW ABOUT MIAMI BASKETBALL IS** we are family on and off the court... **IF I WAS PLAYING 2-ON-2, I WOULD CHOOSE** Reggie Johnson **FOR MY TEAM...** **IF I COULD PLAY ANY OTHER SPORT AT UM, IT WOULD BE** football... **BEST FRIEND ON ANOTHER COLLEGE TEAM:** La'Trail McCoy (Shaw)... **THE BEST PLAYER I'VE MATCHED UP AGAINST IS** LeBron James... **THE ACTOR I WOULD WANT TO PLAY ME IN A MOVIE IS** T.I... **IF I WERE A SUPERHERO, MY NAME WOULD BE** Lamborghini Jules **AND MY SUPERPOWER WOULD BE** super speed...

## GAME-BY-GAME STATS

### 2008-09

OPPONENT	MIN	FG-A	3FG-A	FT-A	R	PF	A	TO	BLK	S	PTS
FLORIDA SOUTHERN	10	1-1	0-0	2-3	6	4	0	0	0	1	4
vs. Southern Miss	1	0-0	0-0	0-0	0	0	0	0	0	0	0
vs. UConn	4	0-1	0-0	0-1	1	1	0	0	0	0	0
vs. San Diego	15	0-0	0-0	0-0	5	2	3	0	1	0	0
STETSON	9	0-5	0-0	1-2	2	0	0	1	0	1	1
at Kentucky	11	0-3	0-0	0-0	3	0	1	0	3	0	0
FIU	14	2-4	0-0	2-2	3	2	1	0	2	1	6
ROBERT MORRIS	3	0-1	0-0	0-0	0	0	0	0	0	0	0
CLEMSON	5	0-0	0-0	0-2	3	0	0	1	0	0	0
at St. John's	12	4-4	0-0	2-2	3	3	1	0	0	0	10
NORTH FLORIDA	19	3-5	0-0	7-10	13	2	1	0	3	0	13
NC CENTRAL	20	3-7	0-0	0-2	7	3	0	1	3	0	6
FLORIDA ATLANTIC	5	0-0	0-0	0-0	0	1	0	0	0	0	0
MARYLAND	1	0-0	0-0	0-0	0	0	0	0	1	0	0
at North Carolina	2	0-0	0-0	0-0	0	0	0	0	0	0	0
at NC State	9	1-1	0-0	0-0	3	0	0	0	0	0	2
at Maryland	4	0-0	0-0	1-2	0	0	0	0	0	0	1
NORTH CAROLINA	15	2-6	0-0	0-0	5	0	0	0	0	0	4
at Florida State	7	0-2	0-0	1-2	2	0	1	0	0	0	1
at Virginia	2	0-0	0-0	0-0	1	2	0	0	0	0	0
NC STATE	0	0-1	0-0	0-0	2	2	0	0	0	0	0
vs. Virginia Tech	4	3-3	0-0	1-1	0	0	0	0	0	0	7
at Providence	4	1-1	0-0	0-0	1	1	0	1	1	0	2
at Florida	3	0-1	0-0	0-0	1	0	0	0	0	0	0
<b>TOTALS</b>	<b>179</b>	<b>20-46</b>	<b>0-0</b>	<b>17-29</b>	<b>61</b>	<b>23</b>	<b>8</b>	<b>4</b>	<b>14</b>	<b>3</b>	<b>57</b>

### 2009-10

OPPONENT	MIN	FG-A	3FG-A	FT-A	R	PF	A	TO	BLK	S	PTS
NORTH CAROLINA CENTRAL	14	3-5	0-0	4-6	3	3	1	4	2	1	10
NOVA SOUTHEASTERN	13	1-1	0-0	3-4	4	2	0	3	1	2	5
vs. Tulane	7	1-1	0-0	0-0	1	2	0	1	1	0	2
vs. UNC Wilmington	7	1-4	0-0	0-0	0	2	0	1	0	0	2
vs. South Carolina	1	0-2	0-0	0-0	0	0	0	0	1	0	0
FLORIDA GULF COAST	5	0-0	0-0	0-0	1	0	0	2	0	0	0
USC UPSTATE	18	2-3	0-0	0-0	5	3	4	1	1	0	4
MINNESOTA	2	0-0	0-0	0-0	1	0	0	0	0	0	0
at Boston College	5	0-0	0-0	0-0	0	2	0	0	1	0	0
SOUTH CAROLINA STATE	15	0-2	0-0	0-0	4	0	3	0	1	1	0
at Stetson	12	1-3	0-0	2-2	2	0	0	2	1	0	4
vs. Florida Atlantic	8	0-1	0-0	2-2	1	0	0	2	1	0	2
NORTH CAROLINA A&T	13	1-2	0-0	0-0	4	2	3	2	0	1	2
BETHUNE-COOKMAN	12	0-0	0-0	0-0	0	1	1	0	1	0	0
at Pepperdine	12	2-2	0-0	0-0	3	0	0	0	0	0	4
WAKE FOREST	9	2-5	0-0	1-1	2	1	0	1	0	0	5
at Virginia Tech	2	0-0	0-0	0-0	0	0	0	0	1	0	0
at Virginia	10	0-1	0-0	0-0	0	2	0	2	2	0	0
BOSTON COLLEGE	8	2-4	0-0	0-0	1	2	0	0	0	1	4
at Maryland	9	0-1	0-0	0-0	1	1	0	0	0	0	0
VIRGINIA TECH	7	1-1	0-0	0-0	0	1	0	1	1	0	2
at Wake Forest	13	1-3	0-0	1-2	3	0	0	0	1	2	3
at Florida State*	26	3-5	0-0	3-4	3	5	1	2	1	0	9
GEORGIA TECH*	24	2-6	0-0	0-0	7	2	2	1	0	2	4
at Clemson*	24	1-2	0-1	1-2	5	3	1	1	0	2	3
DUKE*	16	1-2	0-0	2-2	1	3	1	1	0	1	4
VIRGINIA*	25	6-8	0-0	1-3	12	2	3	0	1	0	13
NC STATE*	14	3-4	0-0	0-0	4	5	0	3	0	0	6
at North Carolina*	26	3-10	1-2	1-2	7	2	2	1	4	2	8
FLORIDA STATE*	20	2-5	0-0	1-2	1	2	0	2	0	1	5
vs. Wake Forest*	28	3-5	0-0	2-2	13	4	1	1	3	0	8
vs. Virginia Tech*	15	1-2	0-0	0-0	5	4	1	1	0	0	2
vs. Duke*	20	2-4	0-0	0-0	2	3	0	2	0	1	4
<b>TOTALS</b>	<b>440</b>	<b>45-94</b>	<b>1-3</b>	<b>24-34</b>	<b>96</b>	<b>59</b>	<b>24</b>	<b>37</b>	<b>25</b>	<b>17</b>	<b>115</b>

\* Games started




NO ONE CAN BELIEVE I watch SpongeBob... IF I COULD ONLY EAT ONE MEAL FOR THE REST OF MY LIFE, IT WOULD BE French Toast... THE WEIRDEST THING I'VE EVER EATEN IS raw fish... IF I WERE AN ANIMAL, I'D BE a German Shepherd... THE FARTHEST PLACE FROM HOME I'VE BEEN IS Africa... IF I COULD SPEND A DAY WITH ANYONE, IT WOULD BE my dad... MY BIGGEST PET PEEVE IS people not paying attention... IF YOU WALKED INTO MY DORM ROOM, THE FIRST THING YOU WOULD NOTICE IS how clean it is! IF I WON THE LOTTERY, THE FIRST THING I WOULD BUY IS a house for my mom... ONE PIECE OF ADVICE FOR A NEW UM BASKETBALL PLAYER: listen and learn... WHEN I PLAYED BASKETBALL AS A KID, I PRETENDED TO BE Michael Jordan... MY FIRST JOB WAS basketball camp coach... WHEN I WAS LITTLE, I WANTED TO BE a pro basketball player... NOW MY DREAM JOB IS TO BE a pro basketball player.



Meet the Hurricanes





# malcolm GRANT

JUNIOR | GUARD | 6-1 | 180 | BROOKLYN, N.Y. | WINCHENDON ACADEMY (MASS.)/VILLANOVA

Among five Hurricanes to play in all 33 games in his inaugural campaign for the Hurricanes in 2009-10... A strong perimeter shooter, knocking down 61 three-pointers — second-most on the squad... A vocal leader, named the team's "Best Playmaker" at the 2010 postseason banquet...

The 13th Hurricane all time to dish out more than 100 assists in a single season... Sat out 2008-09 after transferring to Miami from Villanova.

## AS A REDSHIRT SOPHOMORE (2009-10)

Among five Hurricanes to play in all 33 games, making eight starts... Led the team in assists with 3.5 per game and was fourth in scoring with 9.6 points an outing... Converted 40.0 percent of his three-pointers against ACC opponents... Hit a three-pointer in the first 14 games this season — tying for the 10th longest streak in UM history — and in 28-of-33 games as a Hurricane... His 61 three-pointers ranked second-most on the team, as he hit multiple treys in 21 games — including eight outings with three-or-more from long range... 21 games with four-plus assists... Sixth in the ACC in assist-to-turnover ratio (1.77:1)... Versus ACC opponents, ranked fourth in the league in assist-to-turnover ratio (1.97:1), tied for seventh in three-pointers made per game (1.8) and 10th in assists per game (3.6)... Over the ACC Tournament, registered a 2.6-to-1 assist-to-turnover ratio and shot 45.5 percent from beyond the arc... Dished out four-plus assists in eight of the last 10 games... Second most efficient free throw shooter on the squad, converting 75.6 percent for the season and 87.5 percent (21-24) over the last seven games, including making his last 13-straight free throws for the season... Scored in double figures 14 times — second most among returning players in 2010, including finishing with 17 points (3-5 3FGs) — with a perfect 6-of-6 effort from the line, team-high four assists and two rebounds versus Duke in the ACC Tournament semifinals (3/13)... Turned in nine points — going 4-of-4 at the charity stripe — with a team-high four assists in the ACC Tournament win over Virginia Tech (3/12)... Registered nine points and a game-high tying five assists versus Wake Forest (3/11)... Finished with 12 points, a career- and game-high eight assists, a career-high tying five boards and a career-high tying two steals at North Carolina (3/2)... Those eight assists pushed him over the century mark, making him the 13th Hurricane (and second active with Durand Scott) to dish out more than 100 assists in a single season... Scored in double-figures for the second-straight game with a team-high 13 points (5-10 FGs), a team-high four assists and a steal at Clemson (2/13)... Recorded 11 points (3-6 3FGs), a game-high five assists, three boards and a steal in Miami's win over then- No. 20/20 Georgia Tech (2/10)... Recorded 13 points (3-4 3FGs) in the win over Virginia Tech (1/31)... Finished with 11 points, a game-high five assists and a steal against Boston College (1/19)... Dished out five assists with zero turnovers — for the second time this season — at Virginia (1/16)... Contributed 14 points (3-6 3FGs), six assists, three rebounds and a block in a win over Wake Forest (1/9)... Game-

high tying four assists, a season-high tying two steals and his first career block at Pepperdine (1/3)... Registered a game-high tying 14 points, four rebounds and a game-high five assists against North Carolina A&T (12/21)... Finished with nine points, two rebounds and game-high tying four assists against zero turnovers — his third multi-assist game with no turnovers in the last five contests — at Stetson (12/16)... Dished out six assists against South Carolina State (12/12)... Posted a career- and game-high tying 18 points, shooting 6-of-11 from the field — with a

## CAREER HIGHS

Points	18 vs. two opponents
FGM	6 vs. two opponents
FGA	11 vs. six opponents
3 FGM	4 vs. three opponents
3 FGA	10 vs. FGCU (11/25/09)
FTM	6 vs. Duke (3/13/10)
FTA	6 vs. two opponents
Reb	5 vs. two opponents
Assists	8 at North Carolina (3/2/10)
Blocks	1 vs. two opponents
Steals	2 vs. three opponents
Minutes	38 vs. Wake Forest (01/09/10)



**GETTING TO KNOW U...** NICKNAME: MG3... FAVORITE BASKETBALL PLAYER: Michael Jordan... FAVORITE ATHLETE IN ANOTHER SPORT: Muhammad Ali (Boxing)... FAVORITE PRO SPORTS TEAM: Miami Heat... FAVORITE MIDNIGHT SNACK: fruit snacks... FAVORITE SONG RIGHT NOW: Hard In the Paint (remix) — Waka Flocka Flame... FAVORITE CLASS: Dance... FAVORITE CARTOON WHEN I WAS GROWING UP: Sonic...

## CAREER STATS — GRANT

YEAR	GP-GS	MIN-AVG.	FG-FGA	PCT.	3FG-FGA	PCT.	FT-FTA	PCT.	OFF-DEF	REB-AVG	PF-FO	AST	TO	BLK	STL	PTS-AVG
2009-10	33-8	813-24.6	99-252	.393	61-148	.412	59-78	.756	5-57	62-1.9	43-0	117	66	2	20	318-9.6

## Meet the Hurricanes

career-high tying four three-pointers, and a game-high four assists in his ACC debut at Boston College (12/6)... Helped Miami erase a 16-point second-half deficit versus the Eagles, scoring eight-straight points to tie the game at 57-all with 2:26 to go... In the Big Ten/ACC Challenge win over Minnesota (12/2), scored 16 points on 5-for-8 shooting from the field — including a game-high and career-high tying four three-pointers, two assists and two boards... Finished with six points on a pair of treys and a game-high five assists with zero turnovers in the win over USC Upstate (11/28)... Recorded 14 points on 5-of-11 shooting — including a career-high tying four three-pointers — with a career-high tying five rebounds and four assists against Florida Gulf Coast (11/25)... Picked up seven points, three assists and an offensive rebound in the Charleston Classic championship victory over South Carolina (11/22)... Scored in double-figures for the third-straight game with a UM career-high 18 points — including two three-pointers on three attempts — and dished out two assists to lead Miami over UNC Wilmington (11/20) in the Charleston Classic semifinals... Finished with 10 points — including two three-pointers, four assists and two rebounds in the Charleston Classic first-round win over Tulane (11/19)... Among four Hurricanes to score in double figures with 17 points in the rout of Nova Southeastern (11/16) — converting 50 percent from the field, 50 percent from the perimeter and all five of his free throw attempts... Made his first start for the Hurricanes in the season-opening win over North Carolina Central (11/14).

### AT VILLANOVA (2007-08)

Played in 29 games, including four starts in BIG EAST play, as a freshman with Villanova... Averaged 5.6 points and 1.4 assists in 12.7 minutes per game... Converted a team-best 46.6 percent from three-point range (37-44), 84.1 percent from the line (37-44) and 39.0 percent from the field (46-118)... Posted seven double-figure scoring efforts, including a season-high 23 points (6-7 3FG) versus Rutgers (1/23) and a 22-point performance in an upset win over then-No. 13 Pittsburgh (1/6)... Also pivotal in Villanova's 21-point comeback win over LSU (12/6), scoring all 18 of his points in the final seven minutes — including 14 points in the last 2:55... Including his season-high six three-pointers versus Rutgers, hit three-or-more treys six times... Converted 4-of-5 treys in his collegiate debut versus Stony Brook (11/9) and hit a perfect 3-of-3 against George Mason (11/23)... Made every shot in the win over the Patriots, converting all three field goals — all three-pointers — and all four free throws in 13 minutes for 13 points... Sank a season-high 9-of-10 free throws in victory over LSU (12/6) and hit 6-of-7 from the line versus Pitt (1/6).

### HIGH SCHOOL


Prepped for one season at Winchendon Academy in Massachusetts... Graduated from Paul Robeson High School in his native Brooklyn in 2006... At Robeson, selected PSAL Player of the Year and named to the all-city second team... As a senior in 2005-06, averaged 23.0 points, 2.6 rebounds and 2.0 assists per game... Scored more than 1,500 career points... Coached by Todd Myles at Robeson and Michael Byrnes at Winchendon.

### PERSONAL

Sports administration major... Nicknames include MG and Malky... Off the court, enjoys playing video games and singing... Has three brothers.



Malcolm Grant and Dr. Ricardo Hall, Dean of Students



**I'M A HURRICANE BECAUSE** It's all about the U... **MY FAVORITE THING ABOUT BEING PART OF THE U FAMILY IS** that everyone is cool with each other... **AT THE U, I'VE LEARNED SO MUCH FROM** athletic trainer Wes Brown... **ONE THING THAT EVERYONE SHOULD KNOW ABOUT MIAMI BASKETBALL IS** we are all family... **IF I WAS PLAYING 2-ON-2, I WOULD CHOOSE** Erik Swoope **FOR MY TEAM...** **IF I COULD PLAY ANY OTHER SPORT AT UM, IT WOULD BE** football... **BEST FRIEND ON ANOTHER COLLEGE TEAM IS** Delroy James (Rhode Island)... **MY FIRST MEMORY OF PLAYING BASKETBALL IS** trying to dunk like Michael Jordan... **OTHER THAN BASKETBALL, I AM TALENTED AT** singing... **THE ACTOR I WOULD WANT TO PLAY ME IN A MOVIE IS** Ray Allen... **IF I WERE A SUPERHERO, MY NAME WOULD BE** Midnight **AND MY SUPERPOWER WOULD BE** fire...

## GAME-BY-GAME STATS

2009-10


OPPONENT	MIN	FG-A	3FG-A	FT-A	R	PF	A	TO	BLK	S	PTS
NORTH CAROLINA CENTRAL*	24	2-4	2-4	0-0	4	1	3	4	0	1	6
NOVA SOUTHEASTERN	23	5-10	2-4	5-5	1	3	4	2	0	1	17
vs. Tulane	16	4-9	2-4	0-0	2	3	4	3	0	0	10
vs. UNC-Wilmington	25	6-10	2-3	4-6	1	0	2	4	0	1	18
vs. South Carolina	23	2-8	1-3	2-4	1	1	3	2	0	0	7
FLORIDA GULF COAST*	25	5-11	4-10	0-3	5	2	4	4	0	2	14
USC UPSTATE	18	2-4	2-4	0-0	1	0	5	0	0	1	6
MINNESOTA	28	5-8	4-7	2-2	2	2	2	3	0	0	16
at Boston College	23	6-11	4-7	2-2	0	3	4	0	0	0	18
SOUTH CAROLINA STATE*	21	2-5	2-5	.00	1	0	6	2	0	0	6
at Stetson	24	2-5	1-2	4-5	2	1	4	0	0	0	9
vs. Florida Atlantic*	26	2-9	1-4	2-2	2	3	2	2	0	2	7
NORTH CAROLINA A&T*	29	5-9	2-5	2-2	4	1	5	2	0	1	14
BETHUNE-COOKMAN	21	2-4	2-4	2-2	1	0	0	1	0	0	8
at Pepperdine	22	1-5	0-4	1-2	1	1	4	3	1	2	3
WAKE FOREST	38	4-10	3-6	3-3	3	3	6	4	1	0	14
at Virginia Tech*	30	2-9	2-5	3-4	0	2	4	1	0	1	9
at Virginia	29	2-11	0-5	3-4	3	0	5	0	0	1	7
BOSTON COLLEGE	25	4-8	3-5	0-0	1	2	5	1	0	1	11
at Maryland*	21	2-7	2-4	0-0	1	1	1	2	0	0	6
VIRGINIA TECH	25	4-6	3-4	2-3	2	3	1	3	0	1	13
at Wake Forest	16	0-3	0-2	0-0	1	3	2	3	0	0	0
at Florida State	16	4-11	1-3	0-0	4	2	1	2	0	0	9
GEORGIA TECH	32	4-11	3-6	0-1	3	0	5	2	0	1	11
at Clemson	29	5-10	2-5	1-4	0	1	4	1	0	1	13
DUKE	23	0-5	0-3	0-0	1	0	2	1	0	0	0
VIRGINIA	28	2-5	2-4	2-2	3	0	4	2	0	1	8
NC STATE	18	1-4	1-2	2-2	2	0	4	2	0	0	5
at North Carolina	35	4-11	2-9	2-4	5	2	8	1	0	2	12
FLORIDA STATE	24	1-5	1-4	3-4	1	0	0	4	0	0	6
vs. Wake Forest	27	3-7	1-3	2-2	0	3	5	1	0	0	9
vs. Virginia Tech	25	2-7	1-3	4-4	2	0	4	2	0	0	9
vs. Duke	24	4-10	3-5	6-6	2	0	4	2	0	0	17
<b>TOTALS</b>	<b>813</b>	<b>99-252</b>	<b>61-148</b>	<b>59-78</b>	<b>62</b>	<b>43</b>	<b>117</b>	<b>66</b>	<b>2</b>	<b>20</b>	<b>318</b>


\* Games started



THE SONG NO ONE WOULD BELIEVE I HAVE ON MY IPOD IS Heartbreak Warfare — John Mayer... I HATE TO ADMIT IT, BUT I LOVE my Blackberry... NO ONE CAN BELIEVE I WATCH Blue's Clues... IF I COULD ONLY EAT ONE MEAL FOR THE REST OF MY LIFE, IT WOULD BE jerk chicken... THE WEIRDEST THING I'VE EVER EATEN IS sushi... IF I WERE AN ANIMAL, I'D BE a lion... THE FARTHEST PLACE FROM HOME I'VE BEEN IS France... PEOPLE MIGHT BE SURPRISED TO KNOW I dance like the king of pop... DREAM DATE: Beyonce Knowles... IF I COULD SPEND A DAY WITH ANYONE, IT WOULD BE Jay-Z... THE MOST INFLUENTIAL PERSON IN MY LIFE IS my father... MY BIGGEST PET PEEVE IS people smacking while eating... IF YOU WALKED INTO MY DORM ROOM, THE FIRST THING YOU WOULD NOTICE IS my shoe collection... IF I WON THE LOTTERY, THE FIRST THING I WOULD BUY IS a house... ONE PIECE OF ADVICE FOR A NEW UM BASKETBALL PLAYER: always work hard... WHEN I PLAYED BASKETBALL AS A KID, I PRETENDED TO BE Michael Jordan... MY FIRST JOB WAS working basketball camp... WHEN I WAS LITTLE, I WANTED TO BE Kenny Anderson... NOW MY DREAM JOB IS to play in the NBA.







# dequan JONES

JUNIOR | GUARD/FORWARD | 6-7 | 219 | STONE MOUNTAIN, GA. | WHEELER HS

The most explosive athlete on the squad with dynamic hops... Good mid-range game... Came in as Coach Haith's highest rated recruit at UM... Has all the physical tools to succeed... Came on strong during the 2010 ACC Tournament, averaging 11.7 points through Miami's three-game run... Presented with the "Unsung Hero" award by the University of Miami Hall of Fame at the team's 2010 postseason banquet... Has worked on expanding his offensive arsenal... Participated in the Vince Carter Basketball Academy during the summer of 2009.

## ASA SOPHOMORE (2009-10)

Played in 28 games, starting 20 as a sophomore... Has played in 60-of-65 games as a Hurricane... Came on strong during the ACC Tournament, averaging 11.7 points — on 48.1 percent shooting from the field and a team-high 50.0 percent from beyond the arc, with 3.3 boards and 1.0 block through Miami's three-game run... Registered his fourth consecutive start in the ACC semifinal against Duke (3/13), finishing with seven points, two rebounds and a blocked shot... Posted his second-straight 14-point scoring effort on a career-high tying 6-for-11 shooting from the field with four rebounds and a block versus Virginia Tech (3/12) in the ACC Tournament quarterfinal... It marked the first back-to-back double-digit scoring performances of his career... Finished with 14 points, connecting on a career-high two three-pointers (2-3 3FGs, 5-7 FGs, 2-2 FTs), four rebounds, a block and a steal in the ACC Tournament win over Wake Forest (3/11)... Scored 12 first-half points — including both three-pointers — to set a career high for points in a half... For the season, averaged 5.7 points and 2.1 rebounds per game, while shooting 53.3 percent from the field... In the regular-season finale versus Florida State (3/6), picked up his first start since Jan. 16, going on to finish with six points — including a perfect 4-of-4 performance at the charity stripe, a rebound, a block and a steal... Hit a pair of baskets — including a break-away slam dunk capping an 8-3 UM run early in the first half — adding a rebound off the bench in Miami's home win versus Virginia Tech (1/31)... Turned in six points and two rebounds at Maryland (1/26)... Finished with eight points (4-5 FGs), three rebounds and a block at Virginia Tech (1/13)... Scored seven points — including a three-pointer — and grabbed a season-high two steals in the road win at Pepperdine (1/3)... Finished with nine points on a perfect 4-of-4 outing from the field, with two rebounds and two blocks at Stetson (12/16)... In that game, electrified the crowd with an alley-oop dunk off a feed from Malcolm Grant with 15:42 remaining in the second half... Scored eight points with two rebounds and a season-high three blocks in the victory over South Carolina State (12/12)... Finished with eight points (3-4 FGs, 2-2 FTs), four rebounds and an assist at Boston College (12/6)... Dished out a career-high three assists versus USC Upstate (11/28)... Scored a career-high 16 points on a career-high tying six field goals (6-8 FGs),

including a three-pointer, and grabbed five rebounds in a win over Florida Gulf Coast (11/25)... Finished the night a perfect 4-for-4 shooting from the floor — including a thunderous dunk early in the first half — on his way to eight points, five boards (all defensive), two assists and a blocked shot against South Carolina (11/22) in the championship game of the Charleston Classic... Finished with nine points on 4-of-6 shooting with a career-high tying six rebounds in the win over Nova Southeastern (11/16).

## CAREER HIGHS

Points	16 vs. FGCU (11/25/09)
FGM	6 vs. two opponents
FGA	11 vs. Virginia Tech (3/12/10)
3 FGM	2 vs. Wake Forest (3/11/10)
3 FGA	3 vs. two opponents
FTM	4 vs. Florida State (3/6/10)
FTA	5 vs. two opponents
Reb	6 vs. two opponents
Assists	3 vs. USC Upstate (11/28/09)
Blocks	4 vs. FIU (12/12/08)
Steals	2 vs. three opponents
Minutes	32 vs. Virginia Tech (3/12/10)



**GETTING TO KNOW U...** NICKNAME: DJ... **FAVORITE BASKETBALL PLAYER:** Michael Jordan... **FAVORITE PRO SPORTS TEAM:** Los Angeles Lakers, Miami Heat... **FAVORITE MIDNITE SNACK:** mandarin oranges... **FAVORITE SONG RIGHT NOW:** Power (remix) — Kanye West & Jay-z... **FAVORITE CLASS:** Sociology... **FAVORITE CARTOON WHEN I WAS GROWING UP:** Hey Arnold... **I'M A HURRICANE BECAUSE** it's all about the U...

## CAREER STATS — JONES

YEAR	GP-GS	MIN-AVG.	FG-FGA	PCT.	3FG-FGA	PCT.	FT-FTA	PCT.	OFF-DEF	REB-AVG	PF-FO	AST	TO	BLK	STL	PTS-AVG
2008-09	32-3	353-11.0	33-98	.337	1-13	.077	19-30	.633	20-35	55-1.7	33-0	15	30	12	10	86-2.7
2009-10	28-20	466-16.6	65-122	.533	6-26	.231	24-36	.667	16-44	60-2.1	31-0	15	40	16	15	160-5.7
<b>TOTAL</b>	<b>60-23</b>	<b>819-13.7</b>	<b>98-220</b>	<b>.446</b>	<b>7-39</b>	<b>.180</b>	<b>43-66</b>	<b>.652</b>	<b>36-79</b>	<b>115-1.9</b>	<b>61-0</b>	<b>30</b>	<b>70</b>	<b>28</b>	<b>25</b>	<b>246-4.1</b>

## Meet the Hurricanes

### AS A FRESHMAN (2008-09)

Played in all 32 games, making three starts as a true freshman — including back-to-back ACC contests at then- No. 5/6 North Carolina (1/17) and versus Florida State (1/21)... Had an electrifying reverse dunk in the first half at then- No. 5/6 North Carolina (1/17) that landed at No. 1 on ESPN's Top 10 Plays of the day... Finished with eight points, a then- season-high tying five rebounds, a blocked shot and an assist versus the Tar Heels in a career-high 27 minutes... Posted four-or-more rebounds seven times... Grabbed a season-high six boards, a blocked shot and a steal in 11 minutes at then- No. 3/4 Duke (2/7)... Contributed three points, a pair of rebounds, a blocked shot and a season-high tying two steals in the win over then- No. 6/7 Wake Forest (2/4)... Scored a career-high 11 points and added five rebounds, an assist, a steal and a blocked shot in 21 minutes versus North Carolina Central (1/3)... Saw a season-high 24 minutes on the hardwood in his first collegiate start versus North Florida (12/31), finishing with eight points, five rebounds, a season-high tying two assists and a blocked shot... Ranked fifth on the team with 12 blocked shots, including a season-high four in the rout of FIU (12/12)... Also added three points, three boards, a steal and an assist in 15 minutes versus the Golden Panthers... Ripped down an offensive rebound and put it back for a dunk in his postseason debut at Providence (3/18)... Dished out a career-high tying pair of assists in the NIT second-round game at Florida (3/20)... Hit seven points on a 3-for-4 performance from the field and a free throw at Maryland (1/31)... Converted his first three-pointer as a Hurricane versus Virginia Tech (1/25)... Scored six points on a season-high tying three field goals on a perfect 3-of-3 touch from the field against Florida Atlantic (1/5)... Finished with four rebounds and two points in his ACC debut versus Clemson (12/21)... Converted all of his shots from both the field (1-1) and the free throw line (2-2) for four points against Ohio State (12/2) in the ACC/Big Ten Challenge... Finished with six points, four rebounds, one blocked shot and one assist in 19 minutes against San Diego (11/24)... Saw 16 minutes of action vs. No. 2/2 UConn (11/23) in the Paradise Jam semifinals, finishing with four points and a rebound... Posted seven points, two assists, a rebound and a steal in his Hurricanes debut versus Florida Southern (11/15).

### HIGH SCHOOL

Averaged 15.2 points, 6.7 rebounds and 4.0 blocks per game as a senior en route to Class 5-A Player of the Year honors by the Atlanta Journal-Constitution and Northwest Player of the Year accolades... Also named to EA Sports' All-America Second Team and to the Parade All-America Fourth Team... Ranked as the nation's fifth-best small forward and 28th-best overall player by ESPN.com... Considered a five-star recruit by both Scout.com and Rivals.com... Ranked fourth among small forwards by Rivals.com... Helped Wildcats finish 30-3 with a No. 18 national ranking by USA Today... Team advanced to the state title game, where the Wildcats lost by just three points... Scored 17 points in the semifinal win over Hiram to help Wheeler advance to the finals... Region 6A champions in 2008... Participated in the iSB/Nike Spring High School Classic, earning second team honors... Played three years of varsity basketball... Competed in first two seasons of prep basketball at Stone Mountain... Coached at Wheeler by Doug Lipscomb... Played AAU basketball for the Worldwide Renegades.

### PERSONAL

An Africana studies major... Nickname is "DJ"... Also recruited by schools including Oregon, Memphis, Florida and Georgia.



DeQuan Jones and Dr. Patti Rose, Lecturer — Africana Studies Program



**AT THE U, I'VE LEARNED SO MUCH FROM** Coach Morton... **IF I WAS PLAYING 2-ON-2, I WOULD CHOOSE** Erik Swoope **FOR MY TEAM...** **IF I COULD PLAY ANY OTHER SPORT AT UM, IT WOULD BE** football... **THE FUNNIEST NICKNAME ON THE TEAM IS** Baby Face Killer (Rion Brown)... **BEST FRIEND ON ANOTHER COLLEGE TEAM:** Darius Garrett (Richmond)... **MY FIRST MEMORY OF PLAYING BASKETBALL IS** playing on my Fisher Price hoop in the yard... **THE ACTOR I WOULD WANT TO PLAY ME IN A MOVIE IS** Denzel Washington... **THE SONG NO ONE WOULD BELIEVE I HAVE ON MY IPOD IS** Live Like You're Dying — Tim McGraw... **I HATE TO ADMIT IT, BUT I LOVE** Dove chocolate... **NO ONE CAN BELIEVE I WATCH** SpongeBob Squarepants... **IF I COULD ONLY EAT ONE MEAL FOR THE REST OF MY LIFE, IT WOULD BE** steak and baked potatoes...

## GAME-BY-GAME STATS

## 2008-09

OPPONENT	MIN	FG-A	3FG-A	FT-A	R	PF	A	TO	BLK	S	PTS
FLORIDA SOUTHERN	17	3-7	0-1	1-2	1	1	2	2	0	1	7
vs. Southern Miss	6	0-1	0-0	0-0	2	1	1	0	0	1	0
vs. UConn	16	2-4	0-0	0-0	1	4	0	1	0	0	4
vs. San Diego	19	1-4	0-0	2-2	4	2	1	1	1	2	4
STETSON	12	0-2	0-1	2-2	2	1	0	2	0	0	2
OHIO STATE	13	1-1	0-0	2-2	1	3	0	2	0	0	4
at Kentucky	6	1-5	0-1	0-0	2	0	0	2	0	0	2
FIU	15	1-2	0-1	1-3	3	2	1	1	4	1	3
ROBERT MORRIS	7	0-1	0-0	0-0	0	1	0	0	0	0	0
CLEMSON	13	0-2	0-0	2-3	4	1	0	3	0	0	2
at St. John's	13	1-6	0-0	2-2	4	1	0	0	0	0	4
NORTH FLORIDA*	24	3-6	0-0	2-2	5	1	2	0	1	0	8
NC CENTRAL	21	4-9	0-2	3-5	5	2	1	2	1	1	11
FLORIDA ATLANTIC	13	3-3	0-0	0-0	0	0	0	0	0	0	6
at Boston College	10	0-1	0-0	0-0	0	2	1	2	1	0	0
MARYLAND	9	1-4	0-0	0-0	1	0	0	1	1	0	2
at North Carolina*	27	4-10	0-1	0-0	5	3	1	1	1	0	8
FLORIDA STATE*	9	0-2	0-0	0-0	0	0	0	2	0	0	0
VIRGINIA TECH	4	1-3	1-2	0-0	1	0	0	0	0	0	3
at NC State	12	0-2	0-0	0-0	0	1	1	0	0	0	0
at Maryland	8	3-4	0-1	1-2	1	1	0	0	0	0	7
WAKE FOREST	15	1-1	0-0	1-2	2	1	0	1	1	2	3
at Duke	11	0-1	0-0	0-1	6	2	0	1	1	1	0
NORTH CAROLINA	10	0-3	0-1	0-0	1	1	0	1	0	0	0
at Florida State	5	0-2	0-0	0-0	1	0	0	1	0	0	0
BOSTON COLLEGE	2	0-1	0-1	0-0	0	0	0	0	0	0	0
at Virginia	6	0-0	0-0	0-0	1	1	1	1	0	0	0
at Georgia Tech	6	0-2	0-1	0-0	0	1	0	2	0	0	0
NC STATE	6	1-3	0-0	0-0	0	0	0	1	0	0	2
vs. VIRGINIA TECH	13	1-5	0-0	0-0	1	0	0	0	0	1	2
at Providence	2	1-1	0-0	0-0	1	0	0	1	0	0	2
at Florida	3	0-0	0-0	0-2	0	0	2	0	0	0	0
<b>TOTALS</b>	<b>353</b>	<b>33-98</b>	<b>1-13</b>	<b>19-30</b>	<b>55</b>	<b>33</b>	<b>15</b>	<b>30</b>	<b>12</b>	<b>10</b>	<b>86</b>

## 2009-10

OPPONENT	MIN	FG-A	3FG-A	FT-A	R	PF	A	TO	BLK	S	PTS
NORTH CAROLINA CENTRAL*	16	2-3	0-1	1-2	1	1	0	0	1	1	5
NOVA SOUTHEASTERN*	18	4-6	0-0	1-1	6	0	1	1	0	1	9
vs. Tulane*	30	1-2	0-0	2-2	2	1	0	1	0	0	4
vs. UNC Wilmington*	19	2-4	0-1	0-1	3	2	0	1	0	1	4
vs. South Carolina*	27	4-4	0-0	0-0	5	1	2	5	1	1	8
FLORIDA GULF COAST*	18	6-8	1-1	3-5	5	3	1	2	1	1	16
USC UPSTATE*	19	2-5	0-2	0-0	1	0	3	2	0	1	4
MINNESOTA*	19	0-2	0-1	0-0	3	0	0	0	0	1	0
at Boston College*	24	3-4	0-0	2-2	4	3	1	2	0	0	8
SOUTH CAROLINA STATE*	22	4-7	0-1	0-0	2	0	1	2	3	0	8
at Stetson*	20	4-4	0-0	1-2	2	0	0	0	2	0	9
vs. Florida Atlantic	DNP										
NORTH CAROLINA A&T	DNP										
BETHUNE-COOKMAN*	19	2-7	0-2	1-2	2	3	1	2	2	0	5
at Pepperdine*	16	3-6	1-3	0-0	1	3	1	2	0	2	7
WAKE FOREST*	6	0-2	0-1	0-0	1	3	1	2	0	0	0
at Virginia Tech*	20	4-5	0-0	0-1	3	1	0	4	1	0	8
at Virginia*	6	1-3	0-0	0-0	0	0	0	2	0	0	2
BOSTON COLLEGE	2	0-1	0-0	1-2	0	0	0	1	0	1	1
at Maryland	22	2-6	0-2	2-2	2	1	0	2	0	0	6
VIRGINIA TECH	6	2-2	0-0	0-0	1	2	0	2	0	0	4
at Wake Forest	8	1-4	0-1	0-0	2	0	0	1	0	1	2
at Florida State	5	0-2	0-2	0-0	0	0	0	0	0	0	0
GEORGIA TECH	DNP										
at Clemson	13	2-2	0-0	0-0	1	2	2	0	0	0	4
DUKE	11	2-3	1-1	0-0	2	1	0	2	1	0	5
VIRGINIA	2	0-1	0-1	0-0	0	0	0	0	0	0	0
NC STATE	DNP										
at North Carolina	DNP										
FLORIDA STATE*	17	1-2	0-0	4-4	1	0	0	0	1	1	6
vs. Wake Forest*	27	5-7	2-3	2-2	4	1	0	1	1	1	14
vs. Virginia Tech*	32	6-11	0-2	2-4	4	2	1	3	1	1	14
vs. Duke*	22	2-9	1-1	2-4	2	1	0	0	1	1	7
<b>TOTALS</b>	<b>466</b>	<b>65-122</b>	<b>6-26</b>	<b>24-36</b>	<b>60</b>	<b>31</b>	<b>15</b>	<b>40</b>	<b>16</b>	<b>15</b>	<b>160</b>


\* Games started



THE WEIRDEST THING I'VE EVER EATEN IS frog legs... IF I WERE AN ANIMAL, I'D BE a lion... PEOPLE MIGHT BE SURPRISED TO KNOW I KNOW HOW TO skateboard... IF I COULD SPEND A DAY WITH ANYONE, IT WOULD BE Nas... THE MOST INFLUENTIAL PERSON IN MY LIFE IS my pops... MY BIGGEST PET PEEVE IS dirty fingernails... MY WORST HABIT IS biting my nails... IF YOU WALKED INTO MY DORM ROOM, THE FIRST THING YOU WOULD NOTICE IS Bob Marley posters... IF I WON THE LOTTERY, THE FIRST THING I WOULD BUY ARE stocks... ONE PIECE OF ADVICE FOR A NEW UM BASKETBALL PLAYER: The harder you work during peace, the less you bleed during war... WHEN I PLAYED BASKETBALL AS A KID, I PRETENDED TO BE Michael Jordan... MY FIRST JOB WAS cutting grass... WHEN I WAS LITTLE, I WANTED TO BE a power ranger... NOW MY DREAM JOB IS to play in the NBA.







# ryanQUIGLAR

JUNIOR | GUARD | 5-11 | 172 | SKYWAY, WASH. | RENTON HS

A walk-on to the team in 2008-09... Continues to work on his strength training, ball handling and speed.

## AS A SOPHOMORE (2009-10)

Came off the bench for his first action in an ACC Tournament game

versus Wake Forest (3/11)... Saw a career-high tying three minutes off the bench, handing out a career-best two assists in a road win at Pepperdine (1/3)... Scored a career-high three points on 1-for-2 shooting from the field — also connecting on his first-ever free throw attempt, finishing 1-of-2 at the line with two offensive rebounds versus South Carolina State (12/12)... Hit his first field goal as a Hurricane versus Nova Southeastern (11/16).

## AS A FRESHMAN (2008-09)

Saw time on the court in three games for the Hurricanes... Got his first ACC action in the last minute of the win over then- No. 6/7 Wake Forest (2/4)... Made his first road trip with the team to Boston College (1/10)... Saw a minute of action while taking his first field goal attempt as a Hurricane in the win over North Florida (12/31)... Played two minutes in the opener versus Florida Southern (11/9).

## HIGH SCHOOL

Three-time basketball letterwinner at Renton... Earned First Team All-Seamont League and Team MVP honors, as the point guard helped all five starters to double-figure scoring averages... Three-time Seamont League champions... As a senior, averaged 10.5 points, 4.1 rebounds, 4.0 assists and 2.1 steals per game.

## PERSONAL

A business administration major... Has one younger brother... Off the court, interests include God, family, video games and shoes.

## CAREER HIGHS

Points	3 vs. S.C. State (12/12/09)
FGM	1 vs. two opponents
FGA	3 vs. Nova SE (11/16/09)
3 FGM	—
3 FGA	1 vs. Nova SE (11/16/09)
FTM	1 vs. S.C. State (12/12/09)
FTA	2 vs. S.C. State (12/12/09)
Reb	2 vs. S.C. State (12/12/09)
Assists	2 at Pepperdine (1/3/10)
Blocks	—
Steals	1 vs. Nova SE (11/16/09)
Minutes	3 vs. two opponents



**GETTING TO KNOW U...** FAVORITE BASKETBALL PLAYER: Brandon Roy... FAVORITE ATHLETE IN ANOTHER SPORT: Chad Ochocinco (NFL)... FAVORITE PRO SPORTS TEAM: Portland Trailblazers & Oklahoma City Thunder... FAVORITE MIDNIGHT SNACK: PB&J... FAVORITE SONG RIGHT NOW: The Whale — Friends and Strangers... FAVORITE CLASS: Business Law... FAVORITE CARTOON WHEN I WAS GROWING UP: Rugrats...

## CAREER STATS — QUIGLAR

YEAR	GP-GS	MIN-AVG.	FG-FGA	PCT.	3FG-FGA	PCT.	FT-FTA	PCT	OFF-DEF	REB-AVG	PF-FO	AST	TO	BLK	STL	PTS-AVG
2008-09	3-0	3-1.0	0-0	.000	0-0	.000	0-0	.000	0-0	0-0.0	1-0	0	0	0	0	0-0.0
2009-10	5-0	9-1.8	2-5	.400	0-1	.000	1-2	.500	2-0	2-0.4	3-0	2	1	0	1	5-1.0
TOTAL	8-0	12-1.5	2-5	.400	0-1	.000	1-2	.500	2-0	2-0.3	4-0	2	1	0	1	5-0.6

# Meet the Hurricanes

## GAME-BY-GAME STATS

2008-09

OPPONENT	MIN	FG-A	3FG-A	FT-A	R	PF	A	TO	BLK	S	PTS
FLORIDA SOUTHERN	2	0-0	0-0	0-0	0	0	0	0	0	0	0
NORTH FLORIDA	1	0-1	0-0	0-0	0	1	0	0	0	0	0
WAKE FOREST	0+	0-0	0-0	0-0	0	0	0	0	0	0	0
<b>TOTALS</b>	<b>3</b>	<b>0-1</b>	<b>0-0</b>	<b>0-0</b>	<b>0</b>	<b>1</b>	<b>0</b>	<b>0</b>	<b>0</b>	<b>0</b>	<b>0</b>

2009-10

OPPONENT	MIN	FG-A	3FG-A	FT-A	R	PF	A	TO	BLK	S	PTS
NORTH CAROLINA CENTRAL	1	0-0	0-0	0-0	0	0	0	1	0	0	0
NOVA SOUTHEASTERN	3	1-3	0-1	0-0	0	0	0	0	0	1	2
SOUTH CAROLINA STATE	1	1-2	0-0	1-2	2	1	0	0	0	0	3
at Pepperdine	3	0-0	0-0	0-0	0	2	2	0	0	0	0
vs. Wake Forest	1	0-0	0-0	0-0	0	0	0	0	0	0	0
<b>TOTALS</b>	<b>9</b>	<b>2-5</b>	<b>0-1</b>	<b>1-2</b>	<b>2</b>	<b>3</b>	<b>2</b>	<b>1</b>	<b>0</b>	<b>1</b>	<b>5</b>

\* Games started




Ryan Quigtar and Dr. William Green, Senior Vice Provost and Dean of Undergraduate Education

I'M A HURRICANE BECAUSE of the tradition and pursuit of perfection... MY FAVORITE THING ABOUT BEING PART OF THE U FAMILY IS the camaraderie... AT THE U, I'VE LEARNED SO MUCH FROM Adrian Thomas... ONE THING THAT EVERYONE SHOULD KNOW ABOUT MIAMI BASKETBALL IS we feel we are the underdog, so we always fight hard... IF I WAS PLAYING 2-ON-2, I WOULD CHOOSE Julian Gamble FOR MY TEAM... IF I COULD PLAY ANY OTHER SPORT AT UM, IT WOULD BE baseball... THE FUNNIEST NICK NAME ON THE TEAM IS Lambo Jules (Julian Gamble)... BEST FRIEND ON ANOTHER COLLEGE TEAM: Shawn Henderson (Idaho)... THE BEST PLAYER I'VE MATCHED UP AGAINST IS Reggie Moore... MY FIRST MEMORY OF PLAYING BASKETBALL IS playing in my grandma's backyard... IF I WERE A SUPERHERO, MY NAME WOULD BE Superquig AND MY SUPERPOWER WOULD BE reading minds... THE SONG NO ONE WOULD BELIEVE I HAVE ON MY IPOD IS Hotel California — Eagles... I HATE TO ADMIT IT, BUT I LOVE Nutrageous candy bars... NO ONE CAN BELIEVE I WATCH Bad Girls Club... IF I COULD ONLY EAT ONE MEAL FOR THE REST OF MY LIFE, IT WOULD BE ribeye with baked potato and corn bread... THE WEIRDEST THING I'VE EVER EATEN IS fish head... IF I WERE AN ANIMAL, I'D BE A killer whale... PEOPLE MIGHT BE SURPRISED TO KNOW I am colorblind... DREAM DATE: Alicia Keys or Sanaa Lathan... IF I COULD SPEND A DAY WITH ANYONE, IT WOULD BE my grandfather or great grandmother... THE MOST INFLUENTIAL PERSON IN MY LIFE IS my dad... MY BIGGEST PET PEEVE IS people walking barefoot in public & liars... MY WORST HABIT IS biting my fingernails... IF YOU WALKED INTO MY DORM ROOM, THE FIRST THING YOU WOULD NOTICE IS it's organized and is really "homey"... IF I WON THE LOTTERY, THE FIRST THING I WOULD BUY IS a house for my mom... ONE PIECE OF ADVICE FOR A NEW UM BASKETBALL PLAYER: Be as happy for a teammate's accomplishment as you would be for yourself... WHEN I PLAYED BASKETBALL AS A KID, I PRETENDED TO BE Gary Payton... MY FIRST JOB WAS a bagboy at a grocery store... WHEN I WAS LITTLE, I WANTED TO BE a congressman... NOW MY DREAM JOB IS to own and run my own community center.









# garriusADAMS

SOPHOMORE | GUARD | 6-6 | 196 | APEX, N.C. | MIDDLE CREEK HS

Solid ballhandler... Played in all but one game as a true freshman, starting seven straight in ACC play... As a prep, ranked among the top 20 shooting guards by ESPN and among top 30 by Scout after averaging 21.8 points per game as a senior en route to setting a new

Middle Creek High School scoring record in career points.

## AS A FRESHMAN (2009-10)

Averaged 3.8 points and 2.1 rebounds per game, playing in 32 games as a true freshman — tying Reggie Johnson for the second-most appearances among UM freshmen in 2009-10... Started seven-straight games in ACC play — also second most among UM freshmen, posting 3.9 points and 1.7 boards per outing versus conference opponents... Knocked down a three-pointer in seven of his last 12 games... Scored in double figures twice, including season- and game-high 13 points at Wake Forest (2/2) on a season-best 4-of-8 shooting from the field — including a season-best 3-for-5 from beyond the arc — with three rebounds and a steal... Posted his first collegiate double-figure scoring performance with 10 points — including a pair of three-pointers — in the victory over Nova Southeastern (11/16)... Picked up his sixth-straight start versus NC State, finishing with nine points on a season-high tying 3-of-6 shooting from beyond the arc in 25 minutes... Hit all three three-point attempts in the second half versus the Wolfpack after an 0-3 start... Knocked down a three-pointer in his fifth-straight game and dished out two assists at Clemson (2/13)... Finished with six points, three boards and a steal in Miami's win over then- No. 20/20 Georgia Tech (2/10)... Picked up his first career start, finishing with five points, three rebounds, an assist and a steal in a career-high 32 minutes at Florida State (2/6)... Career-high three assists and a career-high matching two blocks versus Boston College (1/19)... Finished with six points on two three-pointers, adding two rebounds, a block and a steal in the win over Bethune-Cookman (12/30)... Grabbed a season-high eight rebounds and put up a season-high two blocked shots in the win over North Carolina A&T (12/21)... Matched a season-high performance in steals (2), while shooting a perfect 2-of-2 from the floor for nine points against Florida Atlantic in the Orange Bowl Classic (12/19)... Grabbed five rebounds in a non-conference victory at Stetson (12/16)... Posted five points, four rebounds, an assist and a steal in Miami's win over South Carolina State (12/12)... Finished with four points, one board and an assist in Miami's ACC-opener at Boston College (12/6)... Registered six points on two three-pointers, three boards, two assists and a season-high tying two steals versus Florida Gulf Coast (11/25)... Scored three points on a long-range shot while collecting two rebounds off the defensive glass in the championship game of the Charleston Classic versus South Carolina (11/22).

## HIGH SCHOOL

Ranked among the top 20 shooting guards by ESPN and among top 30 by Scout... Averaged 21.8 points per game as a senior en route to setting a new Middle Creek High School scoring record in career points... In 2009, named to N.C. Basketball Coaches Association District 5 All-District First Team and NCPreps.com All-State Boys Basketball Team... Competed in the North Carolina/South Carolina All-Star Classic... As a junior, averaged 18.2 points and 7.8 rebounds per game en route to NCHSAA 4-A All-State honors... Coached by David

## CAREER HIGHS

Points	13 at Wake Forest (2/2/10)
FGM	4 at Wake Forest (2/2/10)
FGA	8 at Wake Forest (2/2/10)
3 FGM	3 vs. two opponents
3 FGA	7 at Virginia Tech (1/13/10)
FTM	3 vs. FAU (12/19/09)
FTA	6 vs. FAU (12/19/09)
Reb	8 vs. N.C. A&T (12/21/09)
Assists	3 vs. Boston College (1/16/10)
Blocks	2 vs. two opponents
Steals	2 vs. six opponents
Minutes	32 at Florida State (2/6/10)



**GETTING TO KNOW U...** NICKNAME: GA... FAVORITE BASKETBALL PLAYER: Kobe Bryant... FAVORITE PRO SPORTS TEAM: Los Angeles Lakers, Green Bay Packers... FAVORITE MIDNIGHT SNACK: PB&J... FAVORITE CLASS: Sign Language... MY FAVORITE THING ABOUT BEING PART OF THE U FAMILY IS my teammates... AT THE U, I'VE LEARNED SO MUCH FROM Coach Schwartz...

## CAREER STATS — ADAMS


YEAR	GP-GS	MIN-AVG.	FG-FGA	PCT.	3FG-FGA	PCT.	FT-FTA	PCT.	OFF-DEF	REB-AVG	PF-FO	AST	TO	BLK	STL	PTS-AVG
2009-10	32-7	540-16.9	38-118	.322	26-89	.292	19-29	.655	19-47	66-2.1	20-0	19	25	6	23	121-3.8

# GAME-BY-GAME STATS

## 2009-10

OPPONENT	MIN	FG-A	3FG-A	FT-A	R	PF	A	TO	BLK	S	PTS
NORTH CAROLINA CENTRAL	19	1-5	1-4	0-0	4	0	0	1	0	0	3
NOVA SOUTHEASTERN	19	3-7	2-5	2-2	2	1	0	0	0	1	10
vs. Tulane	16	1-5	1-5	1-2	2	0	1	0	0	1	4
vs. UNC-Wilmington	9	0-0	0-0	0-0	0	0	0	0	0	1	0
vs. South Carolina	9	1-4	1-3	0-0	2	0	0	3	0	0	3
FLORIDA GULF COAST	18	2-6	2-5	0-2	3	2	2	1	1	2	6
USC UPSTATE	21	0-4	0-4	1-2	3	1	1	1	0	2	1
MINNESOTA	17	1-2	0-1	0-0	1	0	1	1	0	0	2
at Boston College	8	2-5	0-1	0-0	1	1	1	0	0	0	4
SOUTH CAROLINA STATE	20	2-6	1-5	0-0	4	1	1	1	0	1	5
at Stetson	19	2-2	0-0	0-0	5	1	0	2	0	1	4
vs. Florida Atlantic	21	2-2	2-2	3-6	2	2	1	1	0	2	9
NORTH CAROLINA A&T	20	0-4	0-2	1-2	8	0	1	1	2	1	1
BETHUNE-COOKMAN	20	2-5	2-3	0-0	2	0	0	1	1	1	6
at Pepperdine	17	1-3	1-2	2-2	1	1	2	1	0	0	5
WAKE FOREST	11	0-1	0-1	0-0	1	0	0	1	0	0	0
at Virginia Tech	20	2-7	2-7	0-0	2	1	1	1	0	2	6
at Virginia	9	0-2	0-2	0-0	1	0	0	0	0	0	0
BOSTON COLLEGE	12	1-3	0-1	0-0	2	0	3	0	2	0	2
at Maryland	18	1-3	0-1	2-2	1	0	1	1	0	2	4
VIRGINIA TECH	13	1-2	1-2	0-0	1	0	0	0	0	0	3
at Wake Forest	25	4-8	3-5	2-2	3	1	0	0	0	1	13
at Florida State*	32	1-2	1-2	2-3	3	3	1	2	0	1	5
GEORGIA TECH*	22	2-6	1-5	1-2	3	1	0	1	0	1	6
at Clemson*	20	1-5	1-5	2-2	0	1	2	0	0	0	5
DUKE*	21	1-3	0-2	0-0	2	1	0	2	0	1	2
VIRGINIA*	16	1-2	1-2	0-0	3	0	0	0	0	0	3
NC STATE*	25	3-6	3-6	0-0	1	1	0	0	0	0	8
at North Carolina*	22	0-5	0-5	0-0	1	1	0	3	0	2	0
FLORIDA STATE	10	0-2	0-1	0-0	2	0	0	0	0	0	0
vs. Wake Forest	7	0-1	0-0	0-0	0	0	0	0	0	0	0
vs. Virginia Tech	DNP										
vs. Duke	4	0-0	0-0	0-0	0	0	0	0	0	0	0
TOTALS	540	38-118	26-89	19-29	66	20	19	25	6	23	121

\* Games started



Garrius Adams and Dr. Robert Moore, Associate Professor — Teaching & Learning; Master, Mahoney Residential College

Kushner... Averaged 20.1 points per game with his AAU team — Garner Road, and was named to the all-tournament team at the Bob Gibbons Tournament of Champions in May 2008... Also recruited by Wake Forest, NC State, Virginia Tech and South Carolina.


## PERSONAL

A sports administration major with aspirations of becoming the general manager of an NBA team... Off the court, enjoys music... Has one brother and two sisters between the ages of 21-23.



ONE THING THAT EVERYONE SHOULD KNOW ABOUT MIAMI BASKETBALL IS we're the most fun team... IF I WAS PLAYING 2-ON-2, I WOULD CHOOSE Reggie Johnson FOR MY TEAM... IF I COULD PLAY ANY OTHER SPORT AT UM, IT WOULD BE baseball... BEST FRIEND ON ANOTHER COLLEGE TEAM: Kip Kelley (Ohio Dominican University)... MY FIRST MEMORY OF PLAYING BASKETBALL IS palming a Fisher Price ball... OTHER THAN BASKETBALL, I AM TALENTED AT the drums... THE ACTOR I WOULD WANT TO PLAY ME IN A MOVIE IS Chris Tucker... IF I WERE A SUPERHERO, MY NAME WOULD BE G- Shock AND MY SUPERPOWER WOULD BE shocking people... THE SONG NO ONE WOULD BELIEVE I HAVE ON MY IPOD IS Live Like You're Dying — Kris Allen... NO ONE CAN BELIEVE I WATCH Jersey Shore... IF I COULD ONLY EAT ONE MEAL FOR THE REST OF MY LIFE, IT WOULD BE lasagna... THE WEIRDEST THING I'VE EVER EATEN IS lychee... IF I WERE AN ANIMAL, I'D BE a cheetah... THE FARTHEST PLACE FROM HOME I'VE BEEN IS Malibu, Calif... DREAM DATE: Zoe Saldana... IF I COULD SPEND A DAY WITH ANYONE, IT WOULD BE Jerry Buss... THE MOST INFLUENTIAL PEOPLE IN MY LIFE ARE my parents... MY BIGGEST PET PEEVE IS dragging feet... IF YOU WALKED INTO MY DORM ROOM, THE FIRST THING YOU WOULD NOTICE IS how good it smells... IF I WON THE LOTTERY, THE FIRST THING I WOULD BUY IS a house... ONE PIECE OF ADVICE FOR A NEW UM BASKETBALL PLAYER: never hold back... WHEN I PLAYED BASKETBALL AS A KID, I PRETENDED TO BE Michael Jordan... MY FIRST JOB WAS mowing lawns... WHEN I WAS LITTLE, I WANTED TO BE a banker... NOW MY DREAM JOB IS owning a team.





# reggieJOHNSON

SOPHOMORE | CENTER | 6-10 | 303 | WINSTON-SALEM, N.C. | WINSTON-SALEM PREP

Put together a strong freshman campaign, earning ACC All-Tournament Second Team honors after averaging 13.7 points, 8.0 boards and 1.7 blocks per game over three outings in the tourney... Set a new ACC Tournament freshman record, becoming the first

rookie to finish 100 percent from the field in a tourney game (8-8 FGs, 6-6 FTs en route to a season-high 22 points versus Wake Forest)... Selected "Most Improved Player" and recognized as the team's leading free throw shooter at UM's 2010 postseason banquet... Played basketball in China during the summer of 2010 with Athletes in Action... Did not play in 2008-09, but worked hard in practice, on conditioning and in the weight room... Lost approximately 40 pounds since arriving on campus in the summer of 2008... Provides a big body inside with a 7-2 wingspan... Has great hands, as well as good agility and foot speed.

## AS A REDSHIRT FRESHMAN (2009-10)

Named to the ACC All-Tournament Second Team... Appeared in 32-of-33 games — tying Garrius Adams for the second-most games played by a freshman in 2009-10... Made six starts versus league opponents... Averaged 6.4 points and 4.6 rebounds per game, while converting 52.2 percent from the field and a team-best 78.5 percent from the foul line... Among ACC freshmen, tied for third in rebounds and ninth in scoring... Hit 23 of his last 27 free throws and 66 of his last 80, shooting 82.4 percent from the line versus conference opponents — best among the ACC's big men, to rank ninth in the league... Scored in double figures in seven games, including in three of the season's last four, and grabbed 10-plus boards three times... Came on strong at the end of the season, averaging 13.7 points on 66.7 percent shooting from the floor (12-18) — including 85.0 percent from the charity stripe (17-20) — 8.0 boards and 1.7 blocks per game over three outings in the ACC Tournament en route to all-tournament honors... Turned in a season-high 22 points (tying former Hurricane Guillermo Diaz for most points in an ACC Tournament game) on a perfect 8-of-8 effort from the field, while adding 6-of-6 shooting from the line, four boards, two assists and a blocked shot in the ACC Tournament opening-round win against Wake Forest (3/11)... This performance established a new ACC Tournament freshman record, becoming the first rookie to finish 100 percent from the field in a tourney game (minimum seven field goals made), breaking the previous freshman high of 81.8 percent (9-11) set by Maryland's Ernest Graham in 1978... His 8-for-8 field goals against Wake Forest also tied a school-record for field goal percentage in a game, matching teammate Dwayne Collins' 8-of-8 effort against Tulane (11/19)... Grabbed a career-high 12 boards and added five points, three blocks, one assist and a steal in the ACC Tournament quarterfinal victory versus Virginia Tech (3/12)... Posted 14 points (8-10 FTs), eight boards and two blocks versus Duke in the ACC Tournament semifinals (3/13)... 14 games with five-plus rebounds...

Registered 12 points — going 6-of-7 at the foul line and a perfect 3-of-3 from the field — adding a season-high four blocks, three rebounds and a steal in the regular-season finale versus Florida State (3/6)... Finished with six points on 3-of-4 shooting from the floor, adding four rebounds and a blocked shot in 10 minutes off the bench versus NC State (2/27)... Posted his fourth double-figure scoring performance of the year with 10 points (going 8-of-10 at the foul line) and seven rebounds in the victory over then-No. 20/20 Georgia Tech (2/10)... Finished with eight points (a perfect 4-of-4 from the foul line) and six boards in his homecoming at Wake Forest (2/2)... Turned in seven points on a 7-of-10 effort at the charity stripe, adding four boards and an

## CAREER HIGHS

Points	22 vs. Wake Forest (3/11/10)
FGM	8 vs. Wake Forest (3/11/10)
FGA	9 vs. two opponents
3 FGM	—
3 FGA	—
FTM	8 vs. Duke (3/13/10)
FTA	10 vs. three opponents
Reb	12 vs. Virginia Tech (3/12/10)
Assists	2 vs. Wake Forest (3/11/10)
Blocks	4 vs. Florida State (3/6/10)
Steals	2 vs. USC Upstate (11/28/09)
Minutes	28 vs. Duke (3/13/10)



**GETTING TO KNOW U...** NICKNAME: Big Reggie, Reg... FAVORITE BASKETBALL PLAYER: Kobe Bryant... FAVORITE ATHLETE IN ANOTHER SPORT: Randy Moss (NFL)... FAVORITE PRO SPORTS TEAM: Los Angeles Lakers... FAVORITE MIDNIGHT SNACK: Hot Pockets... FAVORITE SONG RIGHT NOW: Love to the Money — Gucci Mane... FAVORITE CLASS: Dance... FAVORITE CARTOON WHEN I WAS GROWING UP: Rocket Power...

## CAREER STATS — JOHNSON

YEAR	GP-GS	MIN-AVG.	FG-FGA	PCT.	3FG-FGA	PCT.	FT-FTA	PCT.	OFF-DEF	REB-AVG	PF-FO	AST	TO	BLK	STL	PTS-AVG
2009-10	32-6	434-13.6	60-115	.522	0-0	.000	84-107	.785	59-89	148-4.6	70-1	13	24	21	16	204-6.4



# Meet the Hurricanes

assist in a win against Virginia Tech (1/31)... Picked up his third consecutive start in the post while grabbing two boards at Maryland (1/26)... Finished with 15 points (4-of-7 FGs, 7-8 FTs) and nine boards versus Boston College (1/19)... Registered eight points — including a perfect 4-of-4 performance from the charity stripe — adding eight boards in 25 minutes in his first career start at Virginia (1/16)... Posted eight points (2-2 FGs, 4-5 FTs), 10 rebounds, a block and a steal at Virginia Tech (1/13) in 18 minutes off the bench... Finished with eight points and a game-high seven rebounds in 18 minutes at Pepperdine (1/3)... Had seven points, a game-high tying seven rebounds and a blocked shot versus Bethune-Cookman (12/30)... Grabbed eight rebounds against North Carolina A&T (12/21)... Posted eight points (6-6 FTs), 10 boards and three blocks versus FAU (12/19)... Finished with 11 points — including a 5-of-6 showing from the charity stripe — adding six rebounds, two blocks and a steal against South Carolina State (12/12)... Recorded seven points, three boards and a blocked shot in his first ACC contest at Boston College (12/6)... Scored 13 points on 6-of-9 shooting with a game-high tying six rebounds and two steals versus USC Upstate (11/28)... Played a critical defensive role against Upstate's 7-foot-3 center Nick Schneiders, limiting him to just three rebounds — although he entered averaging over eight boards per game... Recorded six points on 2-of-3 shooting from the field with two rebounds versus Florida Gulf Coast (11/25)... Chipped in seven points and seven rebounds in 10 crucial minutes off the bench in Miami's win over South Carolina (11/22) in the championship game of the Charleston Classic... Key during UM's first-half rally to erase an 11-point deficit to the Gamecocks.

## HIGH SCHOOL

Competed in basketball and track & field at Winston-Salem Prep... Helped guide the Phoenix to the North Carolina 1-A state championship in basketball, finishing with 25 points and a state championship record 23 rebounds en route to the title and MVP honors... Two-time All-Northwest selection, led the league with 24.1 points per game, 16.1 rebounds per game and 7.1 blocks per game as a senior in 2007-08... Other individual honors included NC Preps.com 1-A Player of the Year, NC Preps.com All-State Team, Triad Sports Weekly County Player of the Year and Triad Sports Weekly All-Forsyth County Basketball Team... Considered a four-star recruit by Scout.com, which ranked him 17th among centers... Coached by Andre Gould... Played AAU basketball for Boo Williams.

## PERSONAL

A liberal arts major... Nickname is Big Reg... Also recruited by Wake Forest, Virginia Tech and VCU... Off the court, enjoys playing video games... Has a younger sister.

**MY FAVORITE THING ABOUT BEING PART OF THE U FAMILY IS** my teammates... **ONE THING THAT EVERYONE SHOULD KNOW ABOUT MIAMI BASKETBALL IS** we always have a great time... **IF I WAS PLAYING 2-ON-2, I WOULD CHOOSE** Malcolm Grant **FOR MY TEAM...** **IF I COULD PLAY ANY OTHER SPORT AT UM, IT WOULD BE** baseball... **BEST FRIEND ON ANOTHER COLLEGE TEAM IS** C.J Harris (Wake Forest)... **THE BEST PLAYER I'VE MATCHED UP AGAINST IS** Trevor Booker (Clemson)... **IF I WERE A SUPERHERO, MY NAME WOULD BE** Reganator **AND MY SUPERPOWER WOULD BE** reading people's minds... **THE SONG NO ONE WOULD BELIEVE I HAVE ON MY IPOD IS** Puppy Love — Bow Wow... **I HATE TO ADMIT IT, BUT I LOVE** dance class... **NO ONE CAN BELIEVE I WATCH** Family Guy... **IF I COULD ONLY EAT ONE MEAL FOR THE REST OF MY LIFE, IT WOULD BE** Hot Pockets... **THE WEIRDEST THING I'VE EVER EATEN IS** duck head... **IF I WERE AN ANIMAL, I'D BE A** dog... **THE FARTHEST PLACE FROM HOME I'VE BEEN IS** China... **PEOPLE MIGHT BE SURPRISED TO KNOW** I can't cook... **DREAM DATE:** my middle school girlfriend... **IF I COULD SPEND A DAY WITH ANYONE, IT WOULD BE** Kobe Bryant... **MOST EMBARRASSING MOMENT:** falling on the Great Wall of China... **THE MOST INFLUENTIAL PERSON IN MY LIFE IS** my mother... **MY BIGGEST PET PEEVE IS** when I ask someone something and they don't answer... **MY WORST HABIT IS** biting my nails... **IF YOU WALKED INTO MY DORM ROOM, THE FIRST THING YOU WOULD NOTICE IS** how good it smells... **WHEN I PLAYED BASKETBALL AS A KID, I PRETENDED TO BE** Shaq... **WHEN I WAS LITTLE, I WANTED TO BE** a cop... **NOW MY DREAM JOB IS** to work with kids or play in the NBA.



Reggie Johnson and Joseph Natoli, Senior Vice President, Division of Business & Finance




## GAME-BY-GAME STATS

### 2009-10

OPPONENT	MIN	FG-A	3FG-A	FT-A	R	PF	A	TO	BLK	S	PTS
NORTH CAROLINA CENTRAL	4	2-2	0-0	0-0	0	1	1	2	0	0	4
NOVA SOUTHEASTERN	5	0-1	0-0	2-2	2	2	0	1	0	0	2
vs. Tulane	DNP										
vs. UNC Wilmington	5	1-1	0-0	1-2	1	2	0	1	0	0	3
vs. South Carolina	10	2-2	0-0	3-5	7	0	1	0	1	1	7
FLORIDA GULF COAST	13	2-3	0-0	1-3	2	0	0	1	0	1	5
USC UPSTATE	13	6-9	0-0	1-2	6	1	0	2	0	2	13
MINNESOTA	9	1-2	0-0	0-0	1	1	1	0	1	1	2
at Boston College	16	3-6	0-0	1-1	3	2	0	0	1	0	7
SOUTH CAROLINA STATE	17	3-4	0-0	5-6	6	1	1	2	2	1	11
at Stetson	7	0-3	0-0	0-2	0	0	0	0	0	1	0
vs. Florida Atlantic	14	1-9	0-0	6-6	10	2	1	0	3	1	8
NORTH CAROLINA A&T	11	1-4	0-0	3-3	8	2	1	0	0	0	5
BETHUNE-COOKMAN	11	3-7	0-0	1-2	7	4	0	0	1	0	7
at Pepperdine	18	4-5	0-0	0-0	7	1	0	0	0	0	8
WAKE FOREST	10	0-2	0-0	0-0	3	1	0	0	0	0	0
at Virginia Tech	18	2-2	0-0	4-5	10	4	1	0	1	1	8
at Virginia*	25	1-4	0-0	4-4	8	4	1	1	0	0	6
BOSTON COLLEGE*	23	4-7	0-0	7-8	9	3	0	0	1	0	15
at Maryland*	8	0-1	0-0	0-0	2	1	0	0	0	0	0
VIRGINIA TECH	13	0-1	0-0	7-10	4	4	1	2	0	0	7
at Wake Forest	16	2-5	0-0	4-4	6	3	1	1	0	1	8
at Florida State	7	0-0	0-0	2-2	0	0	0	0	0	0	2
GEORGIA TECH	16	1-3	0-0	8-10	7	4	0	3	0	0	10
at Clemson	11	2-2	0-0	1-2	4	1	0	0	0	0	5
DUKE	5	0-0	0-0	0-0	1	2	0	2	0	1	0
VIRGINIA	6	0-1	0-0	0-0	0	2	0	1	0	0	0
NC STATE	10	3-4	0-0	0-1	4	2	0	0	0	1	6
at North Carolina	13	1-4	0-0	0-0	3	5	0	1	1	1	2
FLORIDA STATE	25	3-3	0-0	6-7	3	3	0	0	4	1	12
vs. Wake Forest*	21	8-8	0-0	6-6	4	4	2	0	0	1	22
vs. Virginia Tech*	26	1-4	0-0	3-4	12	4	1	3	3	1	14
vs. Duke*	28	3-6	0-0	8-10	8	4	0	1	2	0	14
<b>TOTALS</b>	<b>434</b>	<b>60-115</b>	<b>0-0</b>	<b>84-107</b>	<b>148</b>	<b>70</b>	<b>13</b>	<b>24</b>	<b>21</b>	<b>16</b>	<b>204</b>

\* Games started





Guillermo Diaz (2003-04) to score 20 points in multiple games as a freshman... His season-high 29 points at North Carolina marked the most points by a Miami freshman in over nine years... The first Hurricane freshman to dish out more than 100 assists in 15 years... Tied an ACC freshman record with 10 assists and zero turnovers in his UM debut... Named "Outstanding Defender" at team's 2010 postseason banquet... A five-star recruit, ranked among the top 25 overall players by Scout... Over his high school career, won two state championships and four city championships... Played AAU basketball for the New York Gauchos.

### AS A FRESHMAN (2009-10)

Played in all 33 games with 28 starts, averaging 10.3 points (tops among returners in 2010-11), 4.0 rebounds, 3.4 assists and a team-high 1.2 steals per game... Scored in double figures 16 times — including in eight of the last nine games, tying for second most on the squad in 2010 and most among returning players... Just the second freshman and fifth player in UM history to amass 100 points, 100 boards and 100 assists in a single season... With 113 assists, became first UM rookie in 15 years — since Kevin Norris posted 102 assists (1994-95) — and the fifth UM rookie to top the century mark in assists... First Hurricane of any class to achieve this since Anthony Harris registered 133 assists as a sophomore (2004-05)... Led all freshmen and ranked 10th in the ACC in assist-to-turnover ratio (1.55:1)... Among the ACC's freshmen leaders in almost every statistical category — turning in the league's top-three assists performances by a rookie in 2009-10... ACC freshmen leader in assists per game (3.4), and among the top six in scoring (10.3 ppg) and rebounding (4.0 rpg)... 14 games with four-plus assists... Averaged 14.7 points on 48.6 percent shooting from the field, with 5.0 boards and 3.0 assists over three games in the ACC Tournament... The only ACC freshman with two games of 10 points, five rebounds and five assists — eighth best among all ACC players... Season- and game-high 29 points (season-high 11-15 FGs, season-high 3-5 3FGs, 4-4 FTs), five rebounds and two steals at North Carolina (3/2)... The 29 points were the second-highest point production by an ACC rookie this season, the most points by a Hurricane since Jack McClinton's 35 versus North Carolina (2/15/09) and the most points by a Miami freshman in over nine years (since Darius Rice scored 31 versus Virginia Tech on 1/10/01)... Additionally, it made Scott the first Miami rookie since Guillermo Diaz (2003-04) to score 20 points in multiple games as a freshman... Team-high 21 points (10-15 FGs) — his third 20-plus point game of the year — with four boards, three assists and two steals in the ACC semifinal versus Duke (3/13)... Team-high 17 points (6-12 FGs, 5-5 FTs), six

# durandSCOTT

SOPHOMORE | GUARD | 6-3 | 200 | NEW YORK, N.Y. | RICE HS

ACC ALL-ROOKIE TEAM | ACC ALL-TOURNAMENT FIRST TEAM | FOUR-TIME ACC ROOKIE OF THE WEEK

boards, two assists and one steal in the ACC Tourney win over Virginia Tech (3/12)... Scored nine points in the final 2:42 — including hitting all four free throw attempts during that span — to help secure the win... Game-high 14 points (5-10 FGs, 4-4 FTs) and five rebounds versus Florida State (3/6)... Posted 13 points, game-high tying five assists, three boards, three steals and a block in a season-high 37 minutes vs. NC State (2/27)... Tallied 11 points, four boards and two assists in the win over Virginia (2/23)... Finished with 19 points, shooting 9-of-13 from the field, four rebounds,

### CAREER HIGHS

Points	29 at North Carolina (3/2/10)
FGM	11 at North Carolina (3/2/10)
FGA	17 vs. Minnesota (12/2/09)
3 FGM	3 at North Carolina (3/2/10)
3 FGA	5 vs. two opponents
FTM	6 vs. Virginia Tech (01/31/10)
FTA	8 vs. three opponents
Reb	10 vs. South Carolina (11/22/09)
Assists	10 vs. N.C. Central (11/14/09)
Blocks	2 at Pepperdine (1/3/10)
Steals	4 vs. Minnesota (12/2/09)
Minutes	37 vs. NC State (2/27/10)



**GETTING TO KNOW U...** FAVORITE BASKETBALL PLAYER: Carmelo Anthony... FAVORITE PRO SPORTS TEAM: Denver Nuggets... FAVORITE MID-NIGHT SNACK: cereal... FAVORITE SONG RIGHT NOW: Rose Red — Meek Mill... FAVORITE CLASS: math... FAVORITE CARTOON WHEN I WAS GROWING UP: Tom & Jerry... **I'M A HURRICANE BECAUSE** I was welcomed as family...

### CAREER STATS — SCOTT

YEAR	GP-GS	MIN-AVG.	FG-FGA	PCT.	3FG-FGA	PCT.	FT-FTA	PCT.	OFF-DEF	REB-AVG	PF-FO	AST	TO	BLK	STL	PTS-AVG
2009-10	33-28	917-27.8	126-277	.455	16-58	.276	71-106	.670	29-102	131-4.0	69-2	113	73	6	41	339-10.3

a team-high four assists and two steals versus then- No. 6/6 Duke (2/17)... Turned in 10 points, three rebounds, three assists and two steals at Clemson (2/13)... Contributed 12 points (including a season-high 6 FTs), four rebounds and four assists in a victory over Virginia Tech (1/31)... Team-high 13 points (5-9 FGs), four rebounds, two assists and two steals at Maryland (1/26)... Finished with 10 points, two boards, three assists and a steal in a win over Wake Forest (1/9)... Put up a season-high two blocks and registered a game-high tying four assists at Pepperdine (1/3) — his fourth game of the season with multiple assists and no turnovers... In his Miami debut, registered a season- and game-high 10 assists with zero turnovers against N.C. Central (11/14) en route to ACC Rookie of the Week honors... It was most assists by a Hurricane in exactly three years and tied an ACC freshman record in the process... Game-high eight assists (tying himself for the league's second-best assist production by an ACC freshman in 2009-10) versus Bethune-Cookman (12/30)... Scored 13 points, five rebounds and four assists versus North Carolina A&T (12/21), en route to his second ACC Rookie of the Week honor... Recorded 13 points and a team-high four assists versus FAU (12/19)... Game-high tying six assists (0 turnovers) vs. South Carolina State (12/12)... Sparked UM with a game-high 20 points on 9-for-17 shooting from the floor, adding two assists and a team single-game season-high tying four steals in the Big Ten/ACC Challenge win over Minnesota (12/2)... First 20-point performance by a Miami freshman since Dwayne Collins finished with 24 at BC (1/16/07)... Grabbed a season-high 10 rebounds in the Charleston Classic championship game victory over South Carolina (11/22)... Finished Classic second in assists, averaging 3.3 per game... Scored in double figures for the second-straight game with 10 points, five rebounds and five assists in the Charleston Classic first-round win over Tulane (11/19)... Finished with 14 points (4-5 FGs, 2-3 3FGs, 4-5 FTs), eight assists and five rebounds in the rout of Nova Southeastern (11/16)... Dished out 16 straight assists to start the season before committing his first turnover on an offensive foul.

## HIGH SCHOOL

Ranked fifth in the nation among shooting guards by Scout, eighth by Rivals and 11th by ESPN... A five-star recruit, also ranked among the top 25 overall players by Scout... Selected to play in the 2009 Jordan Brand Classic... As a senior, led Rice High School to the State Federation Class 2-A championship, earning tournament MVP honors after scoring 23 points in the title game — including a three-pointer with 14.5 seconds left in regulation to send the game into overtime... As a junior, averaged 12.7 points, 5.4 rebounds, 2.9 assists and 1.6 steals per game en route to a 19-5 record and playoff run... Shot 89.7 percent from long range (26-29), 63.6 from the field and 75.6 from the charity stripe... Over his high school career, won two state championships and four city championships... Coached by Maurice Hicks... Played AAU basketball for the New York Gauchos who finished the 2008 season as the No. 1 ranked AAU program in the New York metropolitan area... Recruited by many of the nation's top basketball programs, including UConn, Pittsburgh, St. John's, Memphis, UCLA, Tennessee and West Virginia.

## PERSONAL

Has not selected a major... Off the court, enjoys playing video games... Has two older brothers and two older sisters... Nickname is "Durand Durand".



Durand Scott and Dr. Thomas LeBlanc, Executive Vice President and Provost


## GAME-BY-GAME STATS

2009-10		MIN	FG-A	3FG-A	FT-A	R	PF	A	TO	BLK	S	PTS
NORTH CAROLINA CENTRAL	29	2-5	0-0	0-0	4	0	10	0	0	2	4	
NOVA SOUTHEASTERN*	22	4-5	2-3	4-5	5	1	8	3	0	1	14	
vs. Tulane*	24	4-10	0-0	2-2	5	3	5	4	0	1	10	
vs. UNC Wilmington*	28	0-6	0-2	2-2	3	3	2	4	0	3	2	
vs. South Carolina*	29	3-7	0-0	2-5	10	2	3	7	0	1	8	
FLORIDA GULF COAST	20	3-9	1-5	1-2	4	0	4	0	0	2	8	
USC UPSTATE*	24	1-6	1-4	0-0	6	1	1	1	0	3	1	
MINNESOTA*	28	9-17	1-3	1-2	5	2	3	2	1	4	20	
at Boston College*	32	2-6	0-1	0-0	4	2	2	1	0	3	4	
SOUTH CAROLINA STATE	19	2-5	1-3	0-0	1	1	6	0	0	2	5	
at Stetson*	24	2-5	0-1	0-0	4	2	4	1	0	0	4	
vs. Florida Atlantic*	30	5-10	0-0	3-4	1	2	4	2	0	0	13	
NORTH CAROLINA A&T*	30	5-9	1-2	2-3	5	1	4	2	0	0	13	
BETHUNE-COOKMAN*	27	3-4	0-0	2-3	2	0	8	4	0	1	8	
at Pepperdine*	28	1-6	1-2	1-2	4	2	4	0	2	0	4	
WAKE FOREST	27	4-7	0-0	2-4	2	2	3	2	0	1	10	
at Virginia Tech	22	2-5	0-0	4-8	3	5	2	1	1	0	8	
at Virginia*	20	3-5	0-0	1-2	1	0	0	0	0	0	7	
BOSTON COLLEGE*	29	3-8	0-1	3-4	6	2	3	3	0	1	9	
at Maryland*	29	5-9	0-0	3-5	4	3	2	2	0	2	13	
VIRGINIA TECH*	31	3-6	0-2	6-8	4	0	4	3	0	1	12	
at Wake Forest*	33	2-10	1-4	4-6	6	3	2	4	0	2	9	
at Florida State*	30	2-5	0-1	5-8	0	3	2	3	0	0	9	
GEORGIA TECH*	23	1-6	0-2	0-0	3	3	2	2	1	0	2	
at Clemson*	26	4-9	1-2	1-4	3	2	3	3	0	2	10	
DUKE*	32	9-13	0-0	1-3	4	3	4	4	0	2	19	
VIRGINIA*	30	4-8	1-3	2-2	4	1	2	1	0	0	11	
NC STATE*	37	4-14	0-3	5-6	3	4	5	4	1	3	13	
at North Carolina*	34	11-15	4-5	4-4	5	3	1	1	0	2	29	
FLORIDA STATE*	29	5-10	0-2	4-4	5	3	1	1	0	1	14	
vs. Wake Forest*	28	2-10	1-2	1-2	5	2	4	2	0	0	6	
vs. Virginia Tech*	28	6-12	0-3	5-5	6	3	2	4	0	1	17	
vs. Duke*	35	10-15	1-2	0-1	4	5	3	2	0	2	21	
TOTALS		917	126-277	16-58	71-106	131	69	113	73	6	41	339

\* Games started

**MY FAVORITE THING ABOUT BEING PART OF THE U FAMILY IS** bonding with the team... **AT THE U, I'VE LEARNED SO MUCH FROM** Coach Haith... **ONE THING THAT EVERYONE SHOULD KNOW ABOUT MIAMI BASKETBALL IS** we love one another... **IF I WAS PLAYING 2-ON-2, I WOULD CHOOSE** Adrian Thomas **FOR MY TEAM...** **THE FUNNIEST NICKNAME ON THE TEAM IS** Kevin Hart (Malcolm Grant)... **BEST FRIEND ON ANOTHER COLLEGE TEAM:** Chris Fouch (Drexel) and Kemba Walker (UConn)... **OTHER THAN BASKETBALL, I AM TALENTED AT** drawing... **THE SONG NO ONE WOULD BELIEVE I HAVE ON MY IPOD IS** Break Even — The Script... **I HATE TO ADMIT IT, BUT I LOVE TO** sing... **NO ONE CAN BELIEVE I WATCH** Sex and The City... **IF I COULD ONLY EAT ONE MEAL FOR THE REST OF MY LIFE, IT WOULD BE** Jamaican stew peas... **THE WEIRDEST THING I'VE EVER EATEN IS** curry goat... **IF I WERE AN ANIMAL, I'D BE A** jaguar... **THE FARTHEST PLACE FROM HOME I'VE BEEN IS** Hawaii... **DREAM DATE:** Alicia Keys... **IF I COULD SPEND A DAY WITH ANYONE, IT WOULD BE** my father... **THE MOST INFLUENTIAL PERSON IN MY LIFE IS** my mom... **MY BIGGEST PET PEEVE IS** toothpaste in the sink... **MY WORST HABIT IS** sleeping... **ONE PIECE OF ADVICE FOR A NEW UM BASKETBALL PLAYER:** Stay focused... **WHEN I PLAYED BASKETBALL AS A KID, I PRETENDED TO BE** Tracy McGrady... **WHEN I WAS LITTLE, I WANTED TO BE** my brother... **NOW MY DREAM JOB IS** to play in the NBA.





22

donnavan **KIRK**

R-FRESHMAN | FORWARD | 6-9 | 227 | PONTIAC, MICH. | DETROIT COUNTRY DAY HS

among the top 30 power forwards by both ESPN and Scout... As a senior, averaged 13.2 points at a 54.0 percent clip, nine rebounds and two blocks per game en route to a 24-2 record and Detroit News All-North honors.

### AS A FRESHMAN (2009-10)

Saw limited action in four games before a nagging injury derailed his freshman campaign... Scored a season-high tying four points and grabbed a season-high five rebounds in a season-high 15 minutes versus Nova Southeastern (11/16)... Posted four points, four boards and a pair of steals in his season debut against North Carolina Central (11/14)... Despite his inability to play, earned the team's first annual "Iron Man Award", in recognition of the UM men's basketball player who has exhibited dedication in the classroom, locker room and weight room... From his arrival on campus through the postseason, increased his bench press by 30 pounds, his squats by 125 pounds and his vertical jump by two inches, while reaching a team-high 12 feet.

### HIGH SCHOOL

Ranked among the top 30 power forwards by both ESPN and Scout... As a senior, averaged 13.2 points at a 54.0 percent clip, nine rebounds and two blocks per game en route to a 24-2 record and Detroit News All-North honors... Detroit Country Day — which counts Chris Webber and Shane Battier among its alumni — was ranked No. 1 among Greater Detroit area schools



Donnavan Kirk and Judy Hood, Lecturer — English Composition

Saw limited action as a true freshman before a nagging injury derailed his campaign after just four appearances... Continued to work hard off the court, earning the team's inaugural "Iron Man Award"... Strong rebounder and shot blocker... A four-star recruit by Scout.com, ranked

by ESPN RISE heading into the 2008-09 season... Participated in the 2009 Academic All-American Classic, featuring the country's top basketball players that also excelled in the classroom... As a junior, averaged 10.5 points, 6.5 rebounds and two blocks per game... A four-star recruit by Scout.com... Coached by Kurt Keener... Played AAU basketball for The Family and was also recruited by Michigan State, Southern California, Iowa and USF.

### PERSONAL

A psychology major.

### CAREER HIGHS

Points	4 vs. two opponents
FGM	2 vs. Nova SE (11/16/09)
FGA	5 vs. Nova SE (11/16/09)
3 FGM	—
3 FGA	—
FTM	2 vs. N.C. Central (11/14/09)
FTA	2 vs. N.C. Central (11/14/09)
Reb	5 vs. Nova SE (11/16/09)
Assists	—
Blocks	—
Steals	2 vs. N.C. Central (11/14/09)
Minutes	15 vs. Nova SE (11/16/09)

### GAME-BY-GAME STATS

#### 2009-10


OPPONENT	MIN	FG-A	3FG-A	FT-A	R	PF	A	TO	BLK	S	PTS
NORTH CAROLINA CENTRAL	5	1-1	0-0	2-2	4	0	0	0	0	2	4
NOVA SOUTHEASTERN	15	2-5	0-0	0-0	5	1	0	1	0	0	4
vs. Tulane	2	1-1	0-0	0-0	0	0	0	1	0	0	2
vs. UNC Wilmington	4	0-0	0-0	0-0	0	1	0	1	0	0	0
<b>TOTALS</b>	<b>26</b>	<b>4-7</b>	<b>0-0</b>	<b>2-2</b>	<b>9</b>	<b>2</b>	<b>0</b>	<b>3</b>	<b>0</b>	<b>2</b>	<b>10</b>

\* Games started

**GETTING TO KNOW U...** NICKNAME: D. Kirk... **FAVORITE BASKETBALL PLAYER:** LeBron James... **FAVORITE PRO SPORTS TEAM:** Detroit Pistons... **FAVORITE MIDNIGHT SNACK:** Pizza... **FAVORITE SONG RIGHT NOW:** BMF — Rick Ross... **FAVORITE CARTOON WHEN I WAS GROWING UP:** Dragon Ball Z... **MY FAVORITE THING ABOUT BEING PART OF THE U FAMILY** IS my teammates... **AT THE U, I'VE LEARNED SO MUCH FROM** DeQuan Jones... **ONE THING THAT EVERYONE SHOULD KNOW ABOUT MIAMI BASKETBALL** IS we're dedicated... **IF I WAS PLAYING 2-ON-2, I WOULD CHOOSE** Reggie Johnson **FOR MY TEAM...** **IF I COULD PLAY ANY OTHER SPORT AT UM, IT WOULD BE** baseball... **THE BEST PLAYER I'VE MATCHED UP AGAINST** IS LeBron James... **MY FIRST MEMORY OF PLAYING BASKETBALL** IS the struggle to get better... **THE ACTOR I WOULD WANT TO PLAY ME IN A MOVIE** IS Christian Bale... **IF I WERE A SUPERHERO, MY NAME WOULD BE** Xerxes **AND MY SUPERPOWER WOULD BE** mind control... **I HATE TO ADMIT IT, BUT I LOVE** Jean-Luc Ponty... **IF I WERE AN ANIMAL, I'D BE** a lion... **THE FARTHEST PLACE FROM HOME I'VE BEEN** IS Cabo, Mexico... **DREAM DATE:** Alicia Keys... **IF I COULD SPEND A DAY WITH ANYONE, IT WOULD BE** Bill Gates... **THE MOST INFLUENTIAL PERSON IN MY LIFE** IS my mom... **MY WORST HABIT** IS leaving shoes at the front door... **IF YOU WALKED INTO MY DORM ROOM, THE FIRST THING YOU WOULD NOTICE** IS trash everywhere... **IF I WON THE LOTTERY, THE FIRST THING I WOULD BUY** IS a Maserati... **ONE PIECE OF ADVICE FOR A NEW UM BASKETBALL PLAYER** IS just stay focused and be patient... **WHEN I PLAYED BASKETBALL AS A KID, I PRETENDED TO BE** Michael Jordan... **MY FIRST JOB WAS** mowing lawns... **WHEN I WAS LITTLE, I WANTED TO BE** a pro basketball player... **NOW MY DREAM JOB** IS the same.

### CAREER STATS — KIRK

YEAR	GP-GS	MIN-AVG.	FG-FGA	PCT.	3FG-FGA	PCT.	FT-FTA	PCT.	OFF-DEF	REB-AVG	PF-FO	AST	TO	BLK	STL	PTS-AVG
2009-10	4-0	26-6.5	4-7	.571	0-0	.000	2-2	1.000	4-5	9-2.3	2-0	0	3	0	2	10-2.5



# raphael AKPEJIORI

FRESHMAN | FORWARD | 6-8 | 229 | LAGOS, NIGERIA | SUNRISE CHRISTIAN ACADEMY (KAN.)


**10** Great defensive player, excels at rebounding and shot blocking... Played in the international game during the 2008 Jordan Brand Basketball Classic in New York City... A strong student in addition to excelling on the court.

## HIGH SCHOOL


Selected as a Kansas All-State Class 1-A Honorable Mention... Rated as the No. 64 power forward by ESPN... Helped his team finish with just two losses in 2009-10, with one of those to nationally-ranked power Providence School (Fla.) who won the 2-A FHSAA state title... Poured in a game-high 23 points (including three dunks) and 12 rebounds in a win over Liberal... Added another double-double with 14 points and 10 rebounds against Dodge City... Named to the Fantasy of Lights All-Tournament Team after helping his team to a championship game win over Mansfield Timberview... Sat out the 2008-09 season with an injury... Named to the Hawk Challenge All-Tournament Team following back-to-back double-digit scoring performances in the state of Florida... Played AAU basketball for Baltimore Elite... Coached by Kyle Lindsted at Sunrise Christian.

## PERSONAL

A standout in the classroom as well as on the court, intends to major in mechanical engineering... Also recruited by Texas A&M, Colorado, USF and UCF.



Raphael Akpejori and Dr. Edmund Abaka, Director — Africana Studies Program



# 15 rion BROWN

FRESHMAN | GUARD | 6-5 | 188 | HINESVILLE, GA. | LIBERTY COUNTY HS


Class 3-A South Player of the Year by the Georgia Athletic Coaches Association... Has nice mid-range game with explosive moves to the basket... Strong leaper who can fly up and down the court in the transition game... McDonald's All-America nominee.

## HIGH SCHOOL


Selected the Class 3-A South Player of the Year by the Georgia Athletic Coaches Association... Listed as a four-star recruit by Rivals and Scout.com... Rated as the No. 15 shooting guard by Scout, No. 47 shooting guard by ESPN and No. 61 nationally by Rivals... Selected as a GHSA State Senior All-Star... As a senior, averaged 22.8 points per game, while shooting 55 percent from the field and 38 percent from beyond the arc... Set school records with a single-game high of 42 points and the single-season record of 660 points... Selected as the WTOC-TV Player of the Week (1/11/10) after that career-high 42-point performance in a win over Burke County... Helped lead his team to the second round of the Georgia 3-A High School State Playoffs... Scored a game-high 28 points (including 10 in the fourth quarter) in a win over West Laurens... Dropped in 28 points for Liberty County in a win over Metter and added 26 points against Bradwell as part of the Gentlemen's Classic Tournament in Statesboro, Ga... Finished with 25 points in Liberty County's win over Thomson... Teammate of Tennessee signee Jordan McRae... Coached by Willie Graham... Played AAU basketball for the Worldwide Renegades.

## PERSONAL

Plans to major in sports administration... Also recruited by Georgia, Alabama and Virginia.



Rion Brown and Jacques Francois, Lecturer — Department of Mathematics



# 12 justin HELLER

FRESHMAN | GUARD | 6-2 | 180 | BOCA RATON, FLA. | WEST BOCA RATON COMMUNITY HS

A walk on to the team in 2010-11.

## HIGH SCHOOL

After transferring to West Boca, played one year of varsity basketball for the Bulls... Among top 30 three-point scorers in Palm Beach County in 2009-10... The Bulls were the only

team to beat powerhouse Dwyer, the top-ranked high school in the county, with an 82-73 victory.

## PERSONAL

Planning to major in business, with aspirations of becoming a CEO... Recruited by American and North Florida.... Nickname is J-Hell.



Justin Heller and Dr. Eugene Provenzo, Professor — Teaching and Learning



# 21 kenny KADJI

R-SOPHOMORE | FORWARD/CENTER | 6-11 | 255 | DOUALA, CAMEROON | PENDLETON/IMG ACADEMY/FLORIDA

After transferring to Miami from Florida, the big man will sit out the 2010-11 season... Expected to provide front-court depth with his size and shot-blocking ability... After a promising freshman campaign at UF, played in just eight games as a sophomore before having surgery

on his back on Feb. 10... Was granted a medical hardship for the 2009-10 season and will have three years of eligibility for the Hurricanes.

## AT FLORIDA (2008-10)

Played in 42 games with Florida over two seasons, before his 2009-10 season was cut short... As a sophomore in 2009-10, scored a season-high five points and grabbed a season-best three rebounds in 10 minutes of action versus Florida A&M... As a freshman with the Gators in 2008-09, he averaged 4.4 points, 2.7 rebounds and 0.7 blocks in 12.5 minutes per game over 34 appearances... He scored in double figures four times, including a season-high 15 points (6-10 FGs, 3-3 FTs) and seven boards versus UCF, and posted a season-high four blocked shots versus Vanderbilt... Hit 2-of-4 from the field to contribute four points versus UMKC (and future teammate Trey McKinney Jones) in Orlando... Made his first career start and grabbed a then-career-high six rebounds vs. Florida Gulf Coast... Was a perfect 3-for-3 from the field and finished with seven points and seven rebounds in the win over Georgia Southern... Scored 14 points on a career-high 7-of-10 shooting in 19 minutes vs. Longwood... Crashed the boards for a career-high eight rebounds in the win over Auburn, also dishing out a season-high tying two assists and two blocked shots, while contributing 11 points... Played a career-high 23 minutes versus Arkansas, scoring 10 points and collecting four rebounds... Grabbed five rebounds in 14 minutes versus Tennessee... Scored four points and tallied five rebounds against Arkansas in the first round of the SEC Tournament... Scored four points in seven minutes of action versus Miami in the second round of the NIT.

## HIGH SCHOOL


The fifth-ranked center in the class of 2008 by both Rivals.com and Scout.com and was rated in the top half of the ESPNU 100... Averaged 28.0 points, 12.0 rebounds and 4.0 blocks per game at Pendleton/IMG Academy, playing for coach Mike Moreau... Participated in the 2008 adidas All-America All-Star game and in the 2008 adidas Kentucky Derby Festival basketball classic... Played AAU basketball with the Florida Rams.

## PERSONAL

Plans to major in sociology... Has three brothers... Trained with current NBA player Jared Jeffries during the summer of 2009 at IMG Academy... Played the piano for five years.



Kenny Kadji and Dr. Sam Grogg, Dean — School of Communication



# trey MCKINNEY JONES

JUNIOR | GUARD | 6-5 | 214 | MILWAUKEE, WIS. | SOUTH MILWAUKEE HS/UMKC

**4** After transferring to Miami from UMKC, the combo guard will sit out the 2010-11 season.

## AT UMKC (2008-10)

Played basketball for two seasons at Missouri-Kansas City, appearing in 30 games and starting 25 as a sophomore

in 2009-10... Averaged 10.9 points and 3.8 rebounds in 28.5 minutes per game, shooting a team-best 47.6 percent (110-231) from the field to rank eighth in the Summit League... Converted 34.6 percent from long range and 74.2 percent (89-120) from the line... Dished out 60 assists — second most on squad... Ranked fourth all-time among UMKC sophomores in free throws made and attempted, seventh in points (327), eighth in field goals (110), tied for 10th in field goal attempts (231) and 10th in scoring average (10.9)... Scored in double figures 17 times, including 20-plus point outings against Oakland (22) and Central Arkansas (21)... Posted five-plus rebounds 10 times and a career-high tying five assists in four games... Finished with 17 points (8-9 FGs) in win at Centenary (12/5)... Hit a career-high 10-of-12 free throws at Houston Baptist (12/12)... Scored 18 points with six boards versus South Dakota State (1/7)... Grabbed season-high nine rebounds against IPFW (2/11)... Posted 19 points and nine boards versus Centenary (2/25)... First half dunk was the "No. 1 Top Play of the Day" on ESPN SportCenter's Top-10 plays on Feb. 25... Netted 17 points (6-11 FGs) against Oral Roberts (2/27)... As a freshman in 2008-09, played in all 31 games with 13 starts... Averaged 3.6 points and 3.0 rebounds in 18.7 minutes per game, shooting 40.8 percent from the field (40-98)... Double-digit scorer in four contests and had eight games with five-plus rebounds... 12-point performance against Western Illinois (1/29)... First career double-double (11 points and 11 rebounds) versus Centenary (2/19)... Named to the Summit League Winter/Spring Academic All-League Team.

## HIGH SCHOOL

First Team All-Southeast Conference and high honorable mention all-suburban team honoree... Averaged 15.0 points, 6.0 assists and 5.7 rebounds per game as a senior... Helped Rockets to first North Division Championship in 22 years... Highest scoring point guard in the league, converting 49 percent from the field... Four games with more than 20 points, five rebounds and five assists... Two-year starter at point guard... Scored 545 points and shot 84.8 percent from the line over prep career... 2007 adidas Double Pump Camp All-Star... Played for Southeast Wisconsin All-Stars... Wendy's High School Heisman Trophy winner for Wisconsin... Won back-to-back Wisconsin state triple jump titles in 2007 and '08...



Trey McKinney Jones and Monique Rosenberg, Lecturer — Dept. of Math

State runner-up in the long jump in 2008, after finishing sixth at state meet as a junior... Offered track scholarships by Marquette and Minnesota... Achieved high honors in the classroom for having better than a 3.5 grade point average... Named to Honor Roll from his sophomore through senior years.

## PERSONAL

An economics major... From an athletic family — his uncle, Mark Jones, played in the NBA for the Orlando Magic and professionally overseas and his aunt, Esther Jones, was a national champion in track and field at LSU in 1990 in the 100- and 200-meters and an Olympic gold medalist in 1992 as a member of the 4x100-meter relay.



# 32 erik SWOOPE

FRESHMAN | FORWARD | 6-6 | 230 | NORTH HOLLYWOOD, CALIF. | HARVARD-WESTLAKE HS

The L.A. Daily News referred to him as the "most dominant boys' basketball player" in the San Fernando Valley... Rated as the No. 41 power forward by ESPN... An incredible physique, and is as bouncy as any prospect in the west... Attacks the basket with reckless abandon, and

has the ability to finish plays in traffic.

## HIGH SCHOOL

Named Mission League Most Valuable Player... As a senior, averaged 21.8 points, 8.9 rebounds, 1.6 assists and 1.5 blocks per game, converting 74 percent from the field and 71 percent from the foul line... Registered 16 games of 20-or-more points, including eight games with 30-plus points... Scored in double-figures in all but two games as a senior... Averaged 26.2 points per outing over his last six games... Picked up 12 double-doubles as a senior, including a 30-point, 21-rebound effort against South Hills... Turned in a season-best 40 points on 14-of-17 shooting from the field — adding a 12-of-13 touch at the charity stripe — in a win over Notre Dame Prep... Collected three-straight games of 30 points against Palos Verdes, South Hills and Calabasas... Picked up 2.8 steals per game... As a sophomore, helped his team to the runner-up title of the Mission League... Selected as an ESPN Rise California State Stat Star of the Week (Feb. 11, 2010)... Coached by Greg

Hilliard... Played AAU basketball for Pump N' Run Elite... Attended the same high school that produced NBA players Jason Collins (Atlanta Hawks) and Jarron Collins (Phoenix Suns).

## PERSONAL

Planning to major in business... Actor Ashton Kutcher was his freshman football coach at Harvard-Westlake.



Erik Swoope and Karen Donno, Senior Advisor — Undergraduate Business Programs



# Meet the Hurricanes

	AKPEJIORI	BROWN	HELLER	KADJI	McKINNEY JONES	SWOOPÉ
FAVORITE BASKETBALL PLAYER	LeBron James	LeBron James	Kevin Durant	Kevin Durant	Kobe Bryant	Dominique Wilkins
FAVORITE ATHLETE IN ANOTHER SPORT	Drew Brees	Michael Phelps	Andre Johnson	Rafael Nadal	Aaron Rodgers	Roger Federer
FAVORITE PRO SPORTS TEAM	Manchester United	Miami Heat	Miami Heat	New York Yankees	Lakers & Packers	Los Angeles Lakers
FAVORITE MIDNIGHT SNACK	chocolate chip cookies	cookies & milk	ice cream		chips	oatmeal raisin cookies
I'M A HURRICANE BECAUSE	I love Sebastian	they have a great coaching staff	I was born to be	I like Miami, the team and my brother goes to school here	I loved the family feel	be a part of best univ. & test every aspect of who I am
AT THE U, I'VE LEARNED SO MUCH FROM	Coach Schwartz	DeQuan Jones & Malcolm Grant	Coach Fernandez	Coach Haith	Coach Schwartz	Malcolm Grant
IF PLAYING 2-ON-2, I WOULD CHOOSE __ FOR MY TEAM	Garrius Adams	Adrian Thomas	Durand Scott	Reggie Johnson	Julian Gamble	Malcolm Grant
BEST PLAYER I'VE MATCHED UP AGAINST IS	LeBron James	Durand Scott	LeBron James	Kobe Bryant	Mark Jones	LeBron James
OTHER THAN BASKETBALL, I AM TALENTED AT	soccer, ping pong, volleyball, chess, badminton	singing		playing piano	track & football	art & soccer
THE ACTOR I WOULD WANT TO PLAY ME IN A MOVIE IS	Will Smith	Will Smith	Vince Vaughn	Denzel Washington	Terrence Howard	Dave Chapelle
THE SONG NO ONE WOULD BELIEVE I HAVE ON MY IPOD IS	Love Story — Taylor Swift	Eye of the Tiger — Survivor		Unthinkable — Alicia Keys		In for the Kill — La Roux
I HATE TO ADMIT IT, BUT I LOVE	country music		golf		chick flicks	yoga
IF I COULD SPEND A DAY WITH ANYONE, IT WOULD BE	Nelson Mandela	my girlfriend	my family	Magic Johnson	President Obama	Jimi Hendrix or Erykah Badu
THE MOST INFLUENTIAL PERSON IN MY LIFE IS	Jesus Christ	my father	my dad	my mother	my parents	my brother
MY BIGGEST PET PEEVE IS		I hate quitters	loud chewing		loud chewing	immaturity
MY WORST HABIT IS		crunching my teeth	falling back asleep	biting my nails	procrastinating	indecisiveness
DREAM DATE	Nicki Minaj	my girlfriend	Kim Kardashian	Kim, Khloe & Kourtney Kardashian	Eva Mendez	Alicia Keys
NO ONE CAN BELIEVE I WATCH	Untold Stories of the ER	16 and Pregnant	golf	Keeping up with the Kardashians	Animal Planet	The Fairly Odd Parents
IF I COULD ONLY EAT ONE MEAL FOR THE REST OF MY LIFE, IT'D BE	Cap'n Crunch cereal	hot wings	grilled chicken sandwich	rice and beans	steak	mom's enchiladas & dad's brownie cookie
WHEN I PLAYED BASKETBALL AS A KID, I PRETENDED TO BE	Shaq	Tracy McGrady	Michael Jordan	Magic Johnson	Michael Jordan	my brother
WHEN I WAS LITTLE, I WANTED TO BE	aircraft pilot	superhero	NBA player	basketball player	professional athlete	soccer star like Cobi Jones
THE WEIRDEST THING I'VE EVER EATEN IS	octopus	shark		alligator tail	shark	swordfish
PEOPLE MIGHT BE SURPRISED TO KNOW I				play the piano	was born with a different name	been doing yoga for a year & love meditation



**THE UNIVERSITY OF MIAMI** is one of the largest, most comprehensive private research universities in the southeastern United States, with a well-earned reputation for academic excellence. More than 15,000 undergraduate and graduate students from every state and 110 nations around the world call UM home during the academic semesters. The University has grown from its main location in the city of Coral Gables to the Leonard M. Miller School of Medicine campus located in Downtown Miami, the Rosenstiel School of Marine and Atmospheric Science on Virginia Key, the John J. Koubek Center in Little Havana, the James L. Knight Center in downtown Miami, and the South and Richmond campuses in southwest Miami-Dade County. With more than 10,000 full- and part-time faculty and staff, UM is one of the largest private employers in Miami-Dade County.

**ENROLLMENT:** Total enrollment for the 2009-10 academic year was 15,629 students. Of that number, 9,855 were undergraduate students and 5,259 were graduate students. During the 2007-08 academic year, the University awarded 2,445 bachelor's, 989 master's, 380 J.D.'s, 150 M.D.'s, 116 Ph.D.'s and 57 other doctorates.

**NEW FRESHMEN STANDINGS:** Over 40% of new freshmen graduated in the top five percent of their high school class. Almost two-thirds graduated in the top 10 percent of their high school class. Mean SAT was 1273.

**INTERNATIONAL STUDENTS:** The University continues to attract students from South Florida, as well as from other parts of the nation and around the world. It was one of the country's first universities to have an organized international recruitment program. The University of Miami sends representatives worldwide to seek qualified students. Students come from 110 foreign countries, the 50 states, three territories and the District of Columbia.

**HONORS PROGRAM/HONOR SOCIETIES:** Approximately 990 students participate in the Honors Program. UM has 56 academic honor societies, including Phi Beta Kappa.

**RESEARCH:** Research and sponsored program expenditures totaled \$318 million (FY 09). UM ranked 62nd of all universities in expenditures of federal funds for research and development (FY 08).

**BUDGET:** The budget for 2009-10 was \$2.3 billion, with \$1.6 billion projected for the medical campus. At the end of FY 09, the endowment for the University was \$538.6 million.


**DEVELOPMENT:** In FY 09, contributions reached \$153.6 million in total private cash, gifts and grants, and in FY 08, UM ranked 32nd among among the research, doctoral, masters, liberal arts and specialized private and public universities reporting to the Council for Aid to Education.


**A WORLD-CLASS STUDENT BODY:** Enrollment at the University of Miami continues to experience tremendous growth. The student body also has increasingly become more diverse. For Fall 2008, Hispanics accounted for 28 percent and African-Americans for 10 percent, while Asian students accounted for seven percent of all undergraduate students.

For Fall 2008, women accounted for approximately 50 percent of the new freshman class, 53 percent of all undergraduates, and 49 percent of the graduate and professional students.


Education outside the traditional classroom is an important part of student life at the University of Miami. The University has 80 programs offered in 33 countries on a full academic year, semester or summer basis, as well as UM faculty-led programs during intersession, spring break and summer.

**CAMPUSES:** The University of Miami has five campuses, including the main Coral Gables campus located on a 230-acre tract in suburban Coral Gables. There is also a medical campus, Rosenstiel campus, south campus and Richmond campus.









**DURAND SCOTT**

2010 ACC All-Rookie Team  
2010 ACC All-Tournament First Team  
Four Time ACC Rookie of the Week

**HAROLD MARTINEZ**

2010 All-ACC Second Team

**GORY**

**TI'ERRABROWN**

Five-Time All-American  
2010 USA National Champion (400m Hurdles)  
2010 NCAA Two-time Runner-up

# EXCELLENCE

## ATHLETIC DEPARTMENT MISSION STATEMENT

The Department of Intercollegiate Athletics of the University of Miami is dedicated to developing and supporting its student-athletes in their efforts to achieve personal, academic and athletic excellence; resulting in the highest standards of achievement. Through its programs, the department will provide a foundation which prepares student-athletes for future success.

### We are committed to:

- Providing a culture of well-being for student-athletes and staff
- Complying with the rules and policies of all governing bodies and the University of Miami
- Conducting ourselves as representatives of the University, its Board of Trustees, administration, faculty, students, staff, alumni and friends with integrity, class and distinction
- Supporting the mission of the University of Miami
- Fiscal Integrity
- Providing the opportunity and resources for student-athletes to achieve excellence through growth and development academically and athletically
- Developing leaders in their fields and in their community
- Providing equitable opportunities regardless of race, color, religion, gender, sexual orientation, age, national origin, disability or veteran status

### Our Core Values are:

- Integrity
- Sportsmanship
- Accountability
- Pride
- Diversity
- Education
- Professional Conduct
- Ethics



**CHRISTIAN BLOCKER**

All-ACC Academic Team  
ESPN The Magazine Academic  
All-District III First Team



**LANE CARICO**

2009 AVCA All-East Region Team  
2009 All-ACC Team  
2009 All-ACC Academic Team  
2009 AVCA All-America Honorable Mention



**BIANCA EICHKORN**

2010 ITA All-American  
2010 All-ACC Team  
2010 All-ACC Academic Team  
2010 ACC Women's Tennis  
Scholar-Athlete of the Year



**BRANDON HARRIS**

2010 Preseason All-America  
2009 All-America  
2009 All-ACC

## BANKUNITED CENTER

Home to Hurricanes basketball, Miami opened competition at the "BUC" with an overtime win by the men's team over nationally-ranked North Carolina on Jan. 4, 2003. The University's first large-capacity venue for athletic, educational, cultural and community events, the \$48 million facility was totally funded through private donations.

## BASKETBALL FIELDHOUSE

Miami's 29,000-square foot basketball practice facility opened in March of 2009. Conveniently located next to the BankUnited Center, the new facility houses several full-size practice courts, as well as a multi-purpose room available to basketball players 24 hours a day, seven days a week.

## COBB STADIUM

Through a major gift from Ambassador and Mrs. Charles E. Cobb and the Cobb family, Cobb Stadium for Soccer and Track & Field opened in the spring of 1999 with renovations to the track completed in 2009. The initial project included the reconstruction and expansion of the University track and the construction of a new soccer field to accommodate the newly-formed soccer program. The facility includes seating for 500.

## SUN LIFE STADIUM

Beginning in 2008, Sun Life Stadium serves as the home field for Miami's football program. Also home to the Miami Dolphins and the Florida Marlins, this world-class sports and entertainment facility hosts a variety of other events, including the FedEx Orange Bowl, the Bowl Championship Series game in 2009 and the 2010 Super Bowl. One of the largest hi-definition video boards in pro sports and the longest LED ribbon boards in the world add to the stadium experience.

## GREENTREE PRACTICE FIELDS

The practice home of the five-time national champion Miami football program, Greentree includes three full-length prescription athletic turf fields and lights to allow evening practices.

## HECHT ATHLETIC CENTER

The Hecht Athletic Center is home base for UM's Athletic Department, housing all of the administrative offices and many of the coaching offices.

## KNIGHT SPORTS COMPLEX

Home to the UM women's volleyball team, the Knight Sports Complex houses practice courts, locker rooms and coaching offices.

## MARK LIGHT FIELD AT ALEX RODRIGUEZ PARK

"The Light" has been the home of four-time NCAA College World Series Champions Hurricanes baseball. The facility has a seating capacity of 5,000. Renovations completed in 2009 — largely due to a \$3.9 million contribution by New York Yankee Alex Rodriguez — include a new clubhouse, weight room, training room, team meeting room, academic center, video room, press box and four VIP luxury suites. New dugouts, stadium lighting, restrooms and concession areas were previously added.

## NEIL SCHIFF TENNIS CENTER

The home of Miami tennis is one of the top facilities in the country. With 16 courts and seating for 1,000 spectators, the facility hosts many of the nation's top amateur events and rounds of the NCAA Tournament. Renovations to the coaches offices, lockers rooms and player lounge areas were completed in 2009.

## NORMAN WHITTEN STUDENT UNION POOL

Located in the heart of UM's campus, the Whitten Student Union Pool has been home to 35 national title winners and 28 Olympians, including three-time National Champion and five-time World Champion diver Greg Louganis.

## WELLNESS CENTER

UM's state-of-the-art recreation and fitness facility provides students a variety of activities and services, including a fitness room with nautilus and free weights; aerobics, yoga and spinning classes; an elevated indoor track; gymnasium with basketball and racquetball courts; as well as an indoor pool, spa and sauna.



The University of Miami men's basketball offices have seen an upgrade during the fall of 2010. Home base for the men's basketball coaches and administrative staff in the BankUnited Center, the offices received an upgrade thanks to a contribution from Jimmy Klotz of FMS Bonds, Inc., in addition to donations by Paul taq and Ben Reid, Sr.

The men's basketball offices are now adorned with new decorations featuring the current Hurricanes basketball players focusing on the main themes of the program — heart, family, toughness, togetherness and intensity.

In addition, new furniture has been added in the lobby and team meeting areas, as well as new paint throughout the offices.

The wall art was created by Advent, a Nashville-based company that has been creating dynamic, inspiring, and engaging brand spaces for corporate, educational, and civic institutions for over 20 years.



The University of Miami, one of the nation's finest institutions of higher education, shows an unparalleled dedication to academics.

### SETTING AN ACADEMIC PRECEDENT

In six seasons as the head coach at the University of Miami, Frank Haith has graduated 21 student-athletes, including Adrian Thomas who returns to the squad in 2010-11.

Over the past five seasons, UM's eight All-ACC Academic Team selections trails only Duke — by one selection — in the conference for academic supremacy.

For two-straight seasons (2007-08 and 2008-09), Miami's Jack McClinton was the only All-ACC First Team selection to also earn All-ACC Academic Men's Basketball Team honors. In addition to all his success on the court, McClinton was the 2009 recipient of the ACC's Skip Prosser Award, given to the top men's basketball student-athlete in the nation's strongest conference. Both McClinton and Jimmy Graham were recognized for their achievements at graduation.

### MIAMI'S ATHLETIC ACADEMIC SERVICES

The Athletic Academic Services Staff — including men's basketball academic advisor Kelly Pierce — and the University of Miami Athletic Department is committed to providing the academic support services necessary to facilitate the graduation of student-athletes and the nurturing of skills to promote the development of responsible, well-rounded individuals. This mission is fulfilled through its commitment to promote athletics, academics, personal development and career development.

**"FRANK [HAITH] IS OBVIOUSLY AN OUTSTANDING COACH. BUT I WAS STRUCK BY HIS COMMITMENT TO ACADEMICS, AND MAKING CERTAIN THAT THE ATHLETES HE RECRUITS ARE COMMITTED TO GRADUATING."**

— Dr. Donna E. Shalala  
University of Miami President





**DONNA E. SHALALA** became the fifth President of the University of Miami on June 1, 2001. President Shalala is an accomplished scholar, teacher and administrator whose career has been marked by a variety of leadership positions reflecting her interest in young people.

While attending college, she played tennis and still plays a competitive game of doubles. She also enjoys golf, skiing and other outdoor activities.

In 1987, President Shalala — a distinguished political scientist — became the first woman chancellor of a Big Ten university, the University

of Wisconsin-Madison. She led what was then the nation's largest public research university. In 1992, Business Week magazine named her one of the top five managers in higher education and in 2005, she was named one of "America's Best Leaders" by U.S. News & World Report and the Center for Public Leadership at Harvard University's Kennedy School of Government.

President Shalala's success at Wisconsin was reflected in athletics as well. She hired a new football coach, recruiting Barry Alvarez from Notre Dame. Four years later, Wisconsin won the Big Ten football championship and represented its conference in the Rose Bowl for the first time in 30 years. President Shalala served on the first Knight Commission, a committee to review college athletics, and has served on the board of the National Collegiate Athletic Association Foundation. In May 2008, she was selected as an Independent Director of the U.S. Soccer Federation.

In 1993, she was named U.S. Secretary for Health and Human Services (HHS) and served for eight years, becoming the nation's longest-serving HHS Secretary. In 2000, she led the official U.S. delegation to the Olympics in Sydney, Australia. At the end of her tenure as HHS Secretary, The Washington Post described her as "one of the most successful government managers of modern times."

In 2007, U.S. President George W. Bush called upon her healthcare expertise to co-chair the Commission on Care for Returning Wounded Warriors, to evaluate how wounded service members transition from active duty to civilian society. In June 2008, President Bush presented her with the Presidential Medal of Freedom, the nation's highest civilian award, at a ceremony in the White House. The medal recognizes exceptional meritorious service to individuals who have contributed to national security, world peace or cultural endeavors.

As president of the University of Miami, President Shalala presides over one of the most successful college athletic programs in the country. The Hurricanes football program has consistently ranked in the top of the polls. In 2001, the baseball team won its fourth College World Series and the football team won its fifth national championship. In 2003, the men

and women's basketball teams began playing in a new, on-campus facility, the BankUnited Center. Other Hurricanes sports, from tennis to track, have also earned national recognition. UM celebrated the opening of the newly renovated Mark Light Stadium at Alex Rodriguez Park and a new basketball training and practice complex in 2009.

The Black Coaches Association honored her with its Image of Excellence Award for 2007.

As to her commitment to UM athletics, Shalala said, "College sports are a vital part of our students' experience while at the University. They also help build community and instill a great sense of pride in our athletes and their accomplishments. The young men and women who play Hurricanes sports are devoted to their game both on a personal and team level, and it shows in their inspired performances time after time. Now it's up to the fans to show their support and cheer them on to many more victories."

For a sports fan like President Shalala, there is no better place to call home than the University of Miami.

## CAREER HIGHLIGHTS

2001-present	President, Professor of Political Science, University of Miami
1993-2000	Secretary, U.S. Department of Health and Human Services
1987-1993	Chancellor, Professor of Political Science, University of Wisconsin-Madison
1980-1987	President, Hunter College of the City University of New York
1977-1980	Assistant Secretary for Policy Development and Research, U.S. Department of Housing and Urban Development
1975-1977	Director and Treasurer of the Municipal Assistance Corporation for the City of New York
1972-1979	Professor and Chair, Program in Politics and Education, Teachers College, Columbia University
1970	Ph.D., Syracuse University
1962-1964	U.S. Peace Corps Volunteer, Iran
1962	A.B. Western College for Women



**PRESIDENT SHALALA** and former Hurricanes **DWAYNE "THE ROCK" JOHNSON** and **DANY GARCIA**.



**KIRBY HOCUTT** is in his third year as the Director of Athletics at the University of Miami. Introduced as UM's 11th AD on Feb. 8, 2008, Hocutt began his tenure on June 1, 2008.

Hocutt, 38, came to Miami after serving as the athletic director at Ohio University since 2005. Prior to that, he spent six years at the University of Oklahoma serving as associate athletic director for external operations and sports administration.

In his first two years in Coral Gables, Hocutt has led the development and initiation of a strategic plan to ensure the University of Miami continues to be recognized among the top brands

in the nation for athletic, academic and community excellence.

### IN THE CLASSROOM

With a goal to be the national leader in both Graduation Success Rate (GSR) and Academic Progress Rate (APR) rankings, the student-athletes at the University of Miami are just that – students first and athletes second.

Under Hocutt's direction in 2010, Miami recorded a program-best Graduation Success Rate of 86 percent, while all 18 teams excelled in the NCAA's Academic Progress Rate Report (APR). Led by the Hurricanes football program – who has posted a multi-year APR score in the top 10 percent – Miami finished sixth in the APR in 2010, and is the only Bowl Championship Subdivision (BCS) team among the 26 schools recognized that finished ranked in the final USA Today Coaches Poll and Associated Press Poll following the 2009 season. In addition, UM's football program was the co-recipient of the American Football Coaches Association's 2009 Academic Achievement Award, graduating 100 percent of its freshman football student-athlete class of 2002.

### ON THE FIELD

Since taking the helm of the University of Miami's Department of Athletics, Hocutt has overseen \$26 million in new projects, including the construction of a basketball practice facility, as well as upgrades to Alex Rodriguez Park at Mark Light Field, the Neil Schiff Tennis Center and Cobb Stadium. Coral Gables is truly where the nation's best student-athletes become champions.

Hocutt continues to spearhead the development of a master plan for major facilities improvements, which will see the development of a new football training facility, an enhanced student-athlete academic center and a renovated and expanded athletic training room – all essential steps in taking a legendary program to a new caliber of excellence.

### EXCELLENCE DEFINED

Over his two-year tenure, Hocutt has expected excellence not only from UM staff and student-athletes, but also himself. In his first year at Miami, two UM head coaches – Paige Yaroshuk-Tews (Women's Tennis) and Nicole Lantagne Welch (Volleyball) – earned Atlantic Coast Conference Coach of the Year honors, while UM student-athletes have earned 31 All-America honors over his two seasons in Coral Gables. In 2010, Hocutt was recognized with Street & Smith's SportsBusiness Journal Forty Under 40 Award as one of the most promising young executives in sports business.

A former star linebacker at Kansas State, Hocutt has a total of 19 years experience in intercollegiate athletics, including five as a student-athlete.

In Hocutt's three years at Ohio, the school won 11 team championships and four head coaches were recognized as conference Coaches of the

Year. In 2006, the football team played in its first bowl game in 38 years. In addition, Hocutt's leadership led to an increase in fundraising by more than 75 percent, while increasing season ticket sales in football by 112 percent and in men's basketball by 50 percent.

At Oklahoma, Hocutt led the athletics fundraising to an all-time high in annual giving and capital campaigns. From 1998 to 2005, Oklahoma's annual giving increased from \$3.4 million to more than \$17 million. That 400 percent increase in annual giving was one of the highest percentage increases in intercollegiate athletics history.

Beginning in 1999, Hocutt served in a leadership position in the strategic planning and execution of Oklahoma's capital campaign, Great Expectations: The Campaign for Sooner Sports. The campaign ended successfully in 2003, with more than \$125 million raised.

Prior to joining the Oklahoma staff, Hocutt served as the coordinator of licensing at the NCAA. He began his career in sports administration as the assistant director of marketing and promotions at Kansas State.

Hocutt was a four-year letterman at linebacker at KSU, leading the Big 8 Conference in tackles and earning All-Big 8 Conference team honors as a junior. In 1993, The Sporting News selected him as one of the top 20 underrated players in the nation. Hocutt also served as a team captain his senior season.

He earned his bachelor's degree from Kansas State University in 1995 and his master's of education degree from the University of Oklahoma in 2001. He and his wife Diane have two sons, 8-year-old Drew and 6-year-old Brooks.

### THE HOCUTT FILES

In addition to his responsibilities at the University of Miami, Hocutt is also involved in leadership roles with various committees both regionally and nationally.

Orange Bowl Committee  
Miami-Dade Sports Commission Board of Directors  
Division 1-A Athletic Directors' Association Executive Committee  
ACC Committee on Infractions and Penalties  
ACC Committee on Sportsmanship



Head men's basketball coach **FRANK HAITH**, Director of Athletics **KIRBY HOCUTT** and former Miami football coach **JIMMY JOHNSON**.



**TONY HERNANDEZ**  
Deputy Athletic Director



**DAWN REYNOLDS**  
Senior Associate Athletic Director/  
Business & Finance



**CONNIE NICKEL**  
Associate Athletic Director  
for Internal Operations/SWA



**CHRIS FREET**  
Associate Athletic Director/  
Communications



**CLYDE B. MCCOY**  
FACULTY ATHLETIC  
REPRESENTATIVE

Clyde B. McCoy, Ph.D. has served the University of Miami in various capacities for more than 36 years. In his role as Faculty Athletic Representative, Dr. McCoy is responsible for ensuring academic integrity, facilitating institutional control of intercollegiate athletics and enhancing the student-athlete experience, as well as representing the University to the NCAA, the ACC and other organizations involving student athletics. He now serves in the new administrative cabinet of the NCAA. Within the ACC, he is the voting delegate representing Miami and therefore part of the governing body of the conference and will continue to serve as an officer on the executive committee for the next two years, including his role as president emeritus of the ACC.

Dr. McCoy has established drug education, testing and treatment programs that serve as a model for colleges and universities throughout the United States.

During his tenure at the University, Dr. McCoy has established a successful career and international reputation in research, teaching and administration. He has been honored as a Distinguished Alumni at the University of Cincinnati and as the Most Outstanding Faculty Athletic Representative by the American Football Foundation.

He is a proud member of the University of Miami's Iron Arrow and Phi Beta Delta Honor Society for international scholars.



**BLAKE JAMES**  
Senior Associate Athletic Director/  
External Affairs



**DAVID WYMAN**  
Associate Athletic Director/  
Academic Services



**ERIK BOOK**  
Assistant Athletic Director/  
Ticket Operations



**BEN CREED**  
Assistant Athletic Director/  
Ticket Sales



**AMY FERGUSON**  
Assistant Athletic Director/  
Development



**JEREMY GERSON**  
Assistant Athletic Director/  
Development & Strategic Marketing



**JESSE MARKS**  
Assistant Athletic Director/  
Development



**DAVID REED**  
Assistant Athletic Director/  
Compliance





## OFFICE OF ATHLETIC COMPLIANCE

David Reed, Karen Kelly, Dan Raben, Jordan Redavid, Shane Kelley and Mike Ward form one of the nation's most comprehensive compliance departments. They work closely with the Hurricanes athletic department to ensure full compliance with institutional, Atlantic Coast Conference and NCAA rules and regulations.



### DAVID REED

#### Assistant Athletic Director for Compliance

Reed is in his fourth year as Assistant Athletic Director for Compliance, overseeing the Compliance office and acting as the lead on all NCAA Compliance initiatives. A 13-year veteran to NCAA compliance, Reed has held compliance positions at Marshall and Pittsburgh, as well as serving as a compliance intern at both Cincinnati and Xavier. Reed earned a bachelor's degree in environmental studies from Mountain State University in 1998 and a master's degree in athletic administration from Marshall in 1999. He is a member of the National Association of Athletics Compliance Coordinators (NAAC). Reed is married to the former Angela Bowman and the couple has a daughter, Raegan Elizabeth.

### KAREN KELLY

#### Assistant Compliance Director — Financial Aid

Kelly comes to UM from Florida Atlantic University where she was the Director of Compliance. She earned her bachelor's degree in communications from the New York Institute of Technology and her master's degree in sports administration from Temple University.



### DAN RABEN

#### Assistant Compliance Director — Eligibility

Raben is in his first year with the Hurricanes. He previously worked as a compliance coordinator for Ohio State. Raben graduated from Marquette Law School with a certificate from the National Sports Law Institute and is a member of the Wisconsin State Bar. While in law school, he interned for both Northern Illinois and Wisconsin.

### JORDAN REDAVID

#### Assistant Compliance Director — Monitoring

Redavid is in his first year as an assistant compliance director with the Hurricanes. He previously worked as a monitoring specialist at UAB, following an internship with Miami's compliance staff. He graduated from UM in 2008 with a bachelor's in secondary education and added a master's in sport administration in 2009. He is also the Co-Founder of NextStepAthletics.com, a free online resource for those interested in the business side of athletics.



Dear Prospective Student-Athlete:

As a prospective student-athlete, you may have the athletic potential to play college basketball at the Division I level. If so, you probably will be exposed to an enormous amount of recruitment activities from universities across the country.

Throughout the recruitment process, coaches will reference various NCAA rules and regulations. The rules are designed for various reasons. The most important of which are to ease the pressures on prospective student-athletes and to level the playing field so that all universities operate within the same guidelines.

#### During the recruiting process you may have the following questions:

- When and how often can I visit an institution's campus?
- When, where and how often can a coach telephone me?
- How many times can a coach observe me in practice and/or competition?
- What academic criteria must I meet to be eligible to play Division I basketball?

The answers to these questions and more can be obtained from the University of Miami Compliance Office or the NCAA by requesting the NCAA Guide for the College-Bound Student-Athlete. The guide may be provided to a prospective student-athlete at any time. The guide addresses issues related to Divisions I, II and III academic eligibility, financial aid, recruitment and more.

To receive a copy of the guide call the NCAA Hotline at 1-800-638-3731 or request it from the University of Miami coach who is recruiting you.

Please remember that since violations of NCAA rules during your recruitment could jeopardize your athletic eligibility, it is important for you and your parents to be informed and to ask questions throughout the recruiting process.

Best of luck and GO CANES!

Sincerely,

David Reed  
Assistant Athletic Director for Compliance

## WHO IS A PROSPECTIVE STUDENT-ATHLETE (PROSPECT)?

You are a prospect if you have started classes for the ninth grade. Before the ninth grade, you may become a prospect if a university provides you (or your family or friends) any financial aid or other benefit that is not usually provided to prospective student-athletes.

## YOU ARE NO LONGER A PROSPECT IF YOU HAVE DONE ANY OF THE FOLLOWING:

(1) Officially register and enroll in a minimum full-time program of studies and have attended classes in any four-year collegiate institution's regular academic year (excluding summer); or (2) Participated in a regular squad practice or competition at a four-year collegiate institution that occurs before the beginning of any term; or (3) Officially register and enrolled and attend classes during the summer prior to initial enrollment and receive institutional athletics aid.

## HOW DO I KNOW IF I'M BEING RECRUITED?

A coach is recruiting you if they try to convince you directly, or through your family, to attend their school and participate in intercollegiate athletics. There are several ways to be recruited: (1) a coach may provide you with an official paid visit to view the campus, (2) a coach may arrange an in-person, off-campus meeting with you (or your family), or (3) a coach or staff member may call you (or your family) on more than one occasion for the purpose of recruitment.

Coaches and authorized institutional staff members are the only individuals who may recruit you. Representatives of athletic interests (boosters) may not call, write or make in-person contact with you anywhere for the purpose of recruiting you to a university and participating in athletics.

## WHEN CAN A COACH CONTACT ME?

**Off Campus Contact:** In the sport of basketball, a coach can arrange a face-to-face meeting with you, off the University's campus, beginning the first day of classes of your senior year. In all other sports, a coach can arrange a face-to-face meeting with you, off the University's campus, beginning July 1 after your junior year.

**Telephone Calls:** In all sports other than football and basketball, a coach may call a prospect one time per week after July 1 following the completion of the prospect's junior year in high school.

In the sport of football, a coach may initiate one telephone call to a prospect between April 15th and May 31st of the prospect's junior year. Additional calls are not permitted prior to September 1st of the beginning of the prospect's senior year in high school.

In the sport of men's basketball, coaches may make one telephone call per month from June 15 of the prospect's sophomore year through July 31 of the junior year. Beginning August 1 of the senior year a coach may make two telephone calls per week. Only one call per week may be made to a two-year or four-year college prospect.

In the following circumstances unlimited calls to a prospect are permitted: (1) during the five days immediately preceding an official visit to the University of Miami, (2) on the initial date for signing the National Letter of Intent and the two days following the signing date, and (3) on the day of a coach's off-campus contact with a prospect

## COMPLIANCE CONTACT INFORMATION

NCAA  
P.O. Box 6222  
Indianapolis, IN 46206  
(317) 917-6222  
(800) 638-3731  
www.ncaa.org

University of Miami Compliance Office  
5821 San Amaro Drive  
Coral Gables, FL 33146  
(305) 284-2692  
athleticscompliance@miami.edu  
www.hurricanesports.com

## A Division I institution may provide a recruit with the following printed materials:

- General correspondence, including letters, U.S. Postal Service postcards and institutional note cards;
- Game programs, which may not include posters, and one Student-Athlete Handbook;
- NCAA educational information;
- Pre-enrollment information subsequent to signing a National Letter of Intent with the university;
- Official academic, admissions and student services publications published or videos produced by the institution and available to all students;
- Schedule and business cards;
- Questionnaires which may be provided prior to your junior year;
- Camp brochures which may be provided prior to your junior year.

For all sports, coaches may receive telephone calls placed by a prospect at the prospect's expense at anytime, including before July 1 following the prospect's junior year in high school.

## LETTERS

In sports other than men's basketball, letters and recruiting information may be sent to you starting September 1 at the beginning of your junior year in high school. In men's basketball, recruiting materials may be provided starting June 15 at the conclusion of the prospect's sophomore year.

## WHAT IS A CONTACT?

A contact is any face-to-face encounter between a prospect or the prospect's parent(s) or legal guardian and an institutional staff member or athletic representative during which any dialogue occurs in excess of an exchange of a greeting. NOTE: At the Division I level, athletic representatives (boosters) may not contact you for the purpose of recruiting.

## WHAT CAN A SCHOOL OFFER ME TO ATTEND THEIR UNIVERSITY?

You (or your family) may not receive any benefit, inducement or arrangements such as cash, clothing, cars, gifts or loans to encourage you to sign a National Letter of Intent or to attend a NCAA school.

A University may offer you a one-year scholarship that covers room and board, tuition and fees, and required course-related books, or any part of these. The institution can recommend that this aid is renewed each year, as is the general practice at the University of Miami, but this renewal is not guaranteed. In addition, they can offer you quality academic and medical support, as well as the opportunity to compete for one of the nation's top programs.

## WHAT CAN I DO DURING THIS PROCESS?

Enjoy your high school years and work hard both in the classroom and in your sport. At the beginning of your junior year you should sign up for the NCAA Clearinghouse. Your high school guidance office can provide you with the information to register.



# Hurricane Head Coaches



**RANDY ABLEMAN**  
Men's & Women's Diving



**ANDREW CARTER**  
Women's Rowing



**AMY DEEM**  
Men's & Women's Track & Field/  
Cross Country



**FRANK HAITH**  
Men's Basketball



**NICOLE LANTAGNE WELCH**  
Women's Volleyball



**KATIE MEIER**  
Women's Basketball



**JIM MORRIS**  
Baseball



**MARIO RINCON**  
Men's Tennis



**PATTI RIZZO**  
Women's Golf



**RANDY SHANNON**  
Football



**CHRISTIE SHEFCHUNAS**  
Women's Swimming




**TRICIA TALIAFERRO**  
Women's Soccer



**PAIGE YAROSHUK-TEWS**  
Women's Tennis







# 2010-11 Opponents

## AKRON

Dec. 23, Las Vegas Holiday Hoops Classic

Location	Akron, Ohio
Enrollment	27,911
Nickname	Zips
Colors	Blue and Gold
Conference	Mid-American
President	Dr. Luis M. Proenza
Director of Athletics	Tom Wistrill
Arena	Rhodes Arena (5,500)
Press Row	(330) 374-8771
Website	www.GoZips.com

Head Coach	Keith Dambrot (Akron, '82)
Career Record	247-132 (12)
Record at School	139-62 (6)
Assistants	Rick McFadden, Lamont Paris, Terry Weigand

2009-10 Record	24-11
Conference Record (Finish)	12-4 (2nd West)
Postseason	CBI First Round
Final Ranking	N/A
Letterwinners R/L	13/2
Starters R/L	4/1

Series Record	First Meeting
---------------	---------------

MBB SID	Gregg Bach
E-mail	gbach@uakron.edu
Office	(330) 972-6106

## BOSTON COLLEGE

Jan. 15, Coral Gables, Fla.  
Feb. 23, Chestnut Hill, Mass.

Location	Chestnut Hill, Mass.
Enrollment	14,500
Nickname	Eagles
Colors	Maroon and Gold
Conference	Atlantic Coast
President	Rev. William P. Leahy, S.J.
Athletic Director	Gene DeFilippo
Arena	Silvio O. Conte Forum (8,606)
Press Row	(617) 552-8989
Website	www.bceagles.com

Head Coach	Steve Donahue (Ursinus, '84)
Career Record	146-138 (10)
Record at School	First Season
Assistants	Joe Jones, Nat Graham, Akbar Waheed

2009-10 Record	15-16
Conference Record (Finish)	6-10 (8th)
Postseason	N/A
Final Ranking	N/A
Letterwinners R/L	9/3
Starters R/L	4/1

Series Record	24-11, BC
Last Meeting	1/19/10 (79-75, BC)
Streak	BC, 2 games

MBB SID	Dick Kelley
E-mail	kelleyri@bc.edu
Office	(617) 552-3039

## UCF

Dec. 18, Orange Bowl Basketball Classic

Location	Orlando, Fla.
Enrollment	53,644
Nickname	Knights
Colors	Black and Gold
Conference	Conference USA
President	Dr. John C. Hitt
Director of Athletics	Keith R. Tribble
Arena	UCF Arena (10,000)
Press Row	(407) 823-2477
Website	www.UCFathletics.com

Head Coach	Donnie Jones (Pikeville, '88)
Career Record	55-41 (3)
Record at School	First Season
Assistants	Shawn Finney, Darren Tillis, Tim Thomas

2009-10 Record	15-17
Conference Record (Finish)	6-10 (9th)
Postseason	N/A
Final Ranking	N/A
Letterwinners R/L	8/3
Starters R/L	5/0

Series Record	6-0, UM
Last Meeting	12/27/02 (62-51, UM)
Streak	UM, 6 games

MBB SID	Doug Richards
E-mail	drichards@athletics.ucf.edu
Office	(407) 823-2142



## CLEMSON

Jan. 8, Clemson, S.C.  
Feb. 20, Coral Gables, Fla.

Location	Clemson, S.C.
Enrollment	19,111
Nickname	Tigers
Colors	Clemson Orange and Regalia
Conference	Atlantic Coast
President	James F. Barker
Athletic Director	Dr. Terry Don Phillips
Arena	Littlejohn Coliseum (10,000)
Press Row	(864) 656-6833
Website	www.ClemsonTigers.com

Head Coach	Brad Brownell (DePauw, '91)
Career Record	167-85 (8)
Record at School	First Season
Assistants	Rick Ray, Mike Winiecki, Earl Grant

2009-10 Record	21-11
Conference Record (Finish)	9-7 (T-5th)
Postseason	NCAA First Round
Final Ranking	N/A
Letterwinners R/L	12/2
Starters R/L	3/2

Series Record	9-6, CU
Last Meeting	2/13/10 (74-66, CU)
Streak	CU, 3 games

MBB SID	Philip Sikes
E-mail	Philips@clemson.edu
Office	(864) 656-2114

## DUKE

Jan. 2, Durham, N.C.  
Feb. 13, Coral Gables, Fla.

Location	Durham, N.C.
Enrollment	6,400
Nickname	Blue Devils
Colors	Duke Blue and White
Conference	Atlantic Coast
President	Dr. Richard H. Brodhead
Director of Athletics	Kevin White
Arena	Cameron Indoor Stadium (9,314)
Press Row	(919) 684-6186
Website	www.GoDuke.com

Head Coach	Mike Krzyzewski (Army, '69)
Career Record	868-279 (35)
Record at School	795-220 (30)
Assistants	Steve Wojciechowski, Chris Collins, Nate James

2009-10 Record	35-5
Conference Record (Finish)	13-3 (T-1st)
Postseason	NCAA Champion
Final Ranking	3 (AP)/1 (Coaches)
Letterwinners R/L	7/5
Starters R/L	2/3

Series Record	13-2, Duke
Last Meeting	3/13/10 (77-74, DU)
Streak	DU, 3 games

MBB SID	Matt Plizga
E-mail	plizga@duke.edu
Office	(919) 668-1712

## FLORIDA GULF COAST

Nov. 27, Fort Myers, Fla.

Location	Fort Myers, Fla.
Enrollment	12,000
Nickname	Eagles
Colors	Cobalt Blue and Emerald Green
Conference	Atlantic Sun
President	Dr. Wilson Bradshaw
Athletic Director	Ken Kavanagh
Arena	Alico Arena (4,500)
Press Row	(239) 745-3657
Website	www.fgcuathletics.com

Head Coach	Dave Balza (Michigan, '91)
Career Record	178-149 (11)
Record at School	143-101 (8)
Assistants	Tae Norwood, Leo Miller

2009-10 Record	8-21
Conference Record (Finish)	5-15 (T-10th)
Postseason	N/A
Final Ranking	N/A
Letterwinners R/L	8/8
Starters R/L	2/3

Series Record	1-0, UM
Last Meeting	11/25/09 (77-58, UM)
Streak	UM, 1 game

MBB SID	Patrick Pierson
E-mail	pperson@fgcu.edu
Office	(239) 590-7061

## FLORIDA STATE

Jan. 19, Coral Gables, Fla.

Feb. 26, Tallahassee, Fla.

Location	Tallahassee, Fla.
Enrollment	40,255
Nickname	Seminoles
Colors	Garnet and Gold
Conference	Atlantic Coast
President	Dr. Eric K. Barron
Athletics Director	Randy Spetman
Arena	Donald L. Tucker Center (12,100)
Press Row	(850) 224-4098
Website	www.seminoles.com

Head Coach	Leonard Hamilton (Tenn.-Martin, '71)
Career Record	353-315 (23)
Record at School	153-105 (8)
Assistants	Stan Jones, Corey Williams, Andy Enfield

2009-10 Record	22-10
Conference Record (Finish)	10-6 (T-3rd)
Postseason	NCAA First Round
Final Ranking	N/A
Letterwinners R/L	11/2
Starters R/L	3/2

Series Record	36-28, FSU
Last Meeting	3/6/10 (61-60, FSU)
Streak	FSU, 3 games

MBB SID	Chuck Walsh
E-mail	cwalsh@fsu.edu
Office	(850) 644-1077

## GEORGIA TECH

Feb. 3, Coral Gables, Fla.

Mar. 6, Atlanta, Ga.

Location	Atlanta, Ga.
Enrollment	19,404
Nickname	Yellow Jackets, Rambling Wreck
Colors	Old Gold and White
Conference	Atlantic Coast
President	Dr. G.P. "Bud" Peterson
Director of Athletics	Dan Radakovich
Arena	Alexander Memorial Coliseum (9,191)
Press Row	(404) 894-5458
Website	www.ramblingwreck.com

Head Coach	Paul Hewitt (St. John Fisher, '85)
Career Record	243-171 (13)
Record at School	177-144 (10)
Assistants	Darryl LaBarrie, Robert McCullum, Peter Zaharis

2009-10 Record	23-13
Conference Record (Finish)	7-9 (7th)
Postseason	NCAA Second Round
Final Ranking	N/A
Letterwinners R/L	9/4
Starters R/L	2/3

Series Record	6-5, UM
Last Meeting	2/10/10 (64-62, UM)
Streak	UM, 1 game

MBB SID	Mike Stamus
E-mail	mstamus@athletics.gatech.edu
Office	(404) 894-5445

## JACKSONVILLE

Nov. 12, Coral Gables, Fla.


Location	Jacksonville, Fla.
Enrollment	3,436
Nickname	Dolphins
Colors	Green and Gold
Conference	Atlantic Sun
President	Dr. Kerry Romesburg
Director of Athletics	Alan Verlander
Arena	Jacksonville Veterans Memorial Arena (5,181)
Press Row	(904) 304-2067
Website	www.JUDolphins.com

Head Coach	Cliff Warren (Mount St. Mary's, '90)
Career Record	72-80 (3)
Record at School	72-80 (3)
Assistants	Darryl Bruce, Winston Neal, Trevor Quinn

2009-10 Record	20-13
Conference Record (Finish)	14-6 (T-1st)
Postseason	N/A
Final Ranking	N/A
Letterwinners R/L	6/7
Starters R/L	3/2

Series Record	25-6, UM
Last Meeting	11/29/97 (74-70, UM)
Streak	UM, 2 games

MBB SID	Joel Lamp
E-mail	jlamp@ju.edu
Office	(904) 256-7409



## MARYLAND

Mar. 2, Coral Gables, Fla.

Location	College Park, Md.
Enrollment	37,195
Nickname	Terrapins
Colors	Red, White, Black and Gold
Conference	Atlantic Coast
President	Dr. C.D. Mote, Jr.
Athletics Director	Kevin Anderson
Arena	Comcast Center (17,950)
Press Row	(301) 314-8624
Website	www.umterps.com


Head Coach	Gary Williams (Maryland, '68)
Career Record	649-366 (32)
Record at School	442-238 (21)
Assistants	Orlando Ranson, Keith Booth, Robert Ehsan

2009-10 Record	24-9
Conference Record (Finish)	13-3 (T-1st)
Postseason	NCAA Second Round
Final Ranking	20 (AP)/18 (Coaches)
Letterwinners R/L	7/5
Starters R/L	2/3

Series Record	10-7, Miami
Last Meeting	1/26/10 (81-59, Md)
Streak	Maryland, 2 games

MBB SID	Doug Dull
E-mail	ddull@umd.edu
Office	(301) 314-1482

# 2010-11 Opponents



**DURAND SCOTT**

## MEMPHIS

Nov. 15, Memphis, Tenn.

Location	Memphis, Tenn.
Enrollment	20,214
Nickname	Tigers
Colors	Royal Blue and Gray
Conference	Conference USA
President	Dr. Shirley Raines
Director of Athletics	R.C. Johnson
Arena	FedEx Forum (18,400)
Press Row	(901) 205-2758
Website	www.goTIGERSgo.com

Head Coach	Josh Pastner (Arizona, '98)
Career Record	24-10 (1)
Record at School	24-10 (1)
Assistants	Glynn Cyprien, Jack Murphy, Willis Wilson

2009-10 Record	24-10
Conference Record (Finish)	13-3 (2nd)
Postseason	NIT Second Round
Final Ranking	N/A
Letterwinners R/L	6/5
Starters R/L	2/4

Series Record	6-5, Memphis
Last Meeting	12/21/00 (66-57, Miami)
Streak	Miami, 1 game

MBB SID	Lamar Chance
E-mail	lchance1@memphis.edu
Office	(901) 678-2349

## NORTH CAROLINA

Jan. 26, Coral Gables, Fla.

Location	Chapel Hill, N.C.
Enrollment	17,895
Nickname	Tar Heels
Colors	Carolina Blue and White
Conference	Atlantic Coast
Chancellor	Holden Thorp
Director of Athletics	Dick Baddour
Arena	Dean E. Smith Center (21,750)
Press Row	(919) 962-8815
Website	www.TarHeelBlue.com

Head Coach	Roy Williams (North Carolina, '72)
Career Record	614-155 (22)
Record at School	196-54 (7)
Assistants	Steve Robinson, Jerod Haase, C.B. McGrath

2009-10 Record	20-17
Conference Record (Finish)	5-11 (T-9th)
Postseason	NIT Finals
Final Ranking	N/A
Letterwinners R/L	7/9
Starters R/L	2/3

Series Record	14-2, UNC
Last Meeting	3/2/10 (69-62, UNC)
Streak	UNC, 6 games

MBB SID	Steve Kirschner
E-mail	stevekirschner@unc.edu
Office	(919) 962-7258

## McNEESE STATE

Nov. 24, Coral Gables, Fla.

Location	Lake Charles, La.
Enrollment	8,246
Nickname	Cowboys
Colors	Blue and Gold
Conference	Southland
President	Dr. Philip Williams
Athletics Director	Tommy McClelland
Arena	Burton Coliseum (8,000)
Press Row	(337) 562-4061
Website	www.mcneesesports.com

Head Coach	Dave Simmons (Louisiana Tech, '81)
Career Record	76-100 (6)
Record at School	49-71 (4)
Assistants	David Dumars, T.J. Marcum, Steve Welch, Patrick Haynes

2009-10 Record	10-20
Conference Record (Finish)	5-11 (T-4th East)
Postseason	N/A
Final Ranking	N/A
Letterwinners R/L	10/2
Starters R/L	4/1

Series Record	First Meeting
---------------	---------------

MBB SID	Louis Bonnette
E-mail	lbonnette@mcneese.edu
Office	(337) 475-5207

## OLE MISS

Nov. 30, Coral Gables, Fla.

Location	Oxford, Miss.
Enrollment	18,344
Nickname	Rebels
Colors	Cardinal Red and Navy Blue
Conference	Southeastern
Chancellor	Dr. Daniel W. Jones
Athletics Director	Pete Boone
Arena	C.M. "Tad" Smith Coliseum (9,061)
Press Row	(662) 236-1931
Website	www.olemisssports.com

Head Coach	Andy Kennedy (UAB, '91)
Career Record	106-63 (5)
Record at School	85-50 (4)
Assistants	Michael White, Owen Miller, Torrey Ward

2009-10 Record	24-11
Conference Record (Finish)	9-7 (T-1st West)
Postseason	NIT Semifinals
Final Ranking	N/A
Letterwinners R/L	6/6
Starters R/L	1/4

Series Record	2-0, Miami
Last Meeting	12/22/49 (55-43, Miami)
Streak	Miami, 2 games

MBB SID	Joey Jones
E-mail	joeyj@olemiss.edu
Office	(662) 915-7526

## NORTH CAROLINA CENTRAL

Nov. 19, Coral Gables, Fla.

Location	Durham, N.C.
Enrollment	8,383
Nickname	Eagles
Colors	Maroon and Gray
Conference	Mid-Eastern Athletic
Chancellor	Charlie Nelms
Athletics Director	Dr. Ingrid Wicker-McCree
Arena	McLendon-McDougal Gym (3,056)
Press Row	(919) 796-1696
Website	www.nccueaglepride.com

Head Coach	LeVelle Moton (NCCU, '96)
Career Record	7-22 (1)
Record at School	7-22 (1)
Assistants	Robert Brickley, Ray Martin

2009-10 Record	7-22
Conference Record (Finish)	N/A
Postseason	N/A
Final Ranking	N/A
Letterwinners R/L	7/4
Starters R/L	4/1

Series Record	2-0, UM
Last Meeting	11/14/09 (83-53, UM)
Streak	UM, 2 games

MBB SID	Chris Hooks
E-mail	whooks@nccu.edu
Office	(919) 530-7054

**UNC GREENSBORO****Feb. 15, Greensboro, N.C.**

Location	Greensboro, N.C.
Enrollment	17,467
Nickname	Spartans
Colors	Gold, White and Navy
Conference	Southern
Chancellor	Dr. Linda P. Brady
Director of Athletics	Kim Record
Arena	Greensboro Coliseum (23,000)
Press Row	(336) 218-5343
Website	www.uncgspartans.com

Head Coach	Mike Dement (East Carolina, '76)
Career Record	320-336 (23)
Record at School	115-149 (9)
Assistants	Corey Gipson, Wes Miller, Kevin Oleksiak

2009-10 Record	8-23
Conference Record (Finish)	6-12 (T-3rd North)
Postseason	N/A
Final Ranking	N/A
Letterwinners R/L	7/7
Starters R/L	1/4

Series Record	First Meeting
---------------	---------------

MBB SID	Mike Hirschman
E-mail	mwhirsch@uncg.edu
Office	(336) 334-5615

**ORAL ROBERTS****Dec. 21, Las Vegas Holiday Hoops Classic**

Location	Tulsa, Okla.
Enrollment	3,100
Nickname	Golden Eagles
Colors	Vegas Gold, Navy Blue and White
Conference	The Summit League
President	Dr. Mark Rutland
Athletic Director	Mike Carter
Arena	Mabee Center (10,575)
Press Row	(918) 495-7800
Website	www.orugoldeneagles.com

Head Coach	Scott Sutton (Oklahoma State, '95)
Career Record	204-139 (11)
Record at School	204-139 (11)
Assistants	Chris Crutchfield, Tom Hankins, Conley Phipps

2009-10 Record	20-13
Conference Record (Finish)	13-5 (3rd)
Postseason	N/A
Final Ranking	N/A
Letterwinners R/L	8/2
Starters R/L	4/1

Series Record	1-1, Tied
Last Meeting	2/5/89 (99-92, ORU)
Streak	ORU, 1 game

MBB SID	Cris Belvin
E-mail	cbelvin@oru.edu
Office	(918) 495-7181

**RICE****Dec. 22, Las Vegas Holiday Hoops Classic**

Location	Houston, Texas
Enrollment	5,556
Nickname	Owls
Colors	Blue and Gray
Conference	Conference USA
President	David W. Leebron
Athletics Director	Rick Greenspan
Arena	Tudor Fieldhouse (5,208)
Press Row	(713) 348-5638
Website	www.riceowls.com

Head Coach	Ben Braun (Wisconsin, '75)
Career Record	570-434 (33)
Record at School	18-45 (2)
Assistants	Louis Reynolds, Mike Roberts, Marco Marcos

2009-10 Record	8-23
Conference Record (Finish)	1-15 (12th)
Postseason	N/A
Final Ranking	N/A
Letterwinners R/L	11/4
Starters R/L	4/1

Series Record	First Meeting
---------------	---------------

MBB SID	Ron Mears
E-mail	rmears@rice.edu
Office	(713) 348-3929

**NC STATE****Jan. 23, Raleigh, N.C.**

Location	Raleigh, N.C.
Enrollment	32,029
Nickname	Wolfpack
Colors	Red and White
Conference	Atlantic Coast
Chancellor	Dr. Randy Woodson
Athletics Director	Deborah A. Yow
Arena	RBC Center (19,700)
Press Row	(919) 861-6190
Website	www.GoPack.com

Head Coach	Sidney Lowe (St. Paul's, 2006)
Career Record	71-62 (4)
Record at School	71-62 (4)
Assistants	Monte Towe, Larry Harris, Pete Strickland

2009-10 Record	20-16
Conference Record (Finish)	5-11 (T-9th)
Postseason	NIT Second Round
Final Ranking	N/A
Letterwinners R/L	9/5
Starters R/L	3/2

Series Record	6-4, NC State
Last Meeting	2/27/10 (71-66, NCSU)
Streak	NCSU, 1 game

MBB SID	Brian Reinhardt
E-mail	brian_reinhardt@ncsu.edu
Office	(919) 515-8953

**PEPPERDINE****Dec. 30, Coral Gables, Fla.**

Location	Malibu, Calif.
Enrollment	8,000
Nickname	Waves
Colors	Blue, Orange and White
Conference	West Coast
President	Andrew K. Benton
Athletic Director	Dr. John Watson
Arena	Firestone Fieldhouse (3,104)
Press Row	(310) 456-5050
Website	www.pepperdinesports.com

Head Coach	Tom Asbury (Wyoming, '68)
Career Record	226-194 (14)
Record at School	141-106 (8)
Assistants	Marty Wilson, Damin Lopez, Will Kimble

2009-10 Record	7-24
Conference Record (Finish)	3-11 (T-6th)
Postseason	N/A
Final Ranking	N/A
Letterwinners R/L	13/2
Starters R/L	5/0

Series Record	1-1, Tied
Last Meeting	1/3/10 (86-63, UM)
Streak	UM, 1 game

MBB SID	Roger Horne
E-mail	roger.horne@pepperdine.edu
Office	(310) 506-4455

**RUTGERS****Nov. 21, Piscataway, N.J.**

Location	New Brunswick, N.J.
Enrollment	37,364
Nickname	Scarlet Knights
Colors	Scarlet
Conference	BIG EAST
President	Dr. Richard L. McCormick
Director of Intercollegiate Athletics	Tim Perneti
Arena	Louis Brown Athletic Center (8,000)
Press Row	(732) 445-4200
Website	www.scarletknights.com

Head Coach	Mike Rice (Fordham, '91)
Career Record	73-31 (3)
Record at School	First Season
Assistants	David Cox, Van Macon, Jimmy Martelli

2009-10 Record	15-17
Conference Record (Finish)	5-13 (14th)
Postseason	N/A
Final Ranking	N/A
Letterwinners R/L	8/6
Starters R/L	3/2

Series Record	8-4, UM
Last Meeting	2/4/04 (72-70, Rutgers)
Streak	Rutgers, 1 game

MBB SID	Kevin Lorincz
E-mail	klorincz@scarletknights.com
Office	(732) 445-7812



# 2010-11 Opponents

## STETSON

Dec. 12, Coral Gables, Fla.  
(Las Vegas Holiday Hoops Classic)

Location	DeLand, Fla.
Enrollment	2,390
Nickname	Hatters
Colors	Hunter Green and White
Conference	Atlantic Sun
President	Dr. Wendy B. Libby
Athletic Director	Jeff Altier
Arena	Edmunds Center (4,000)
Press Row	(386) 822-8133
Website	www.gohatters.com

Head Coach	Derek Waugh (Furman, '93)
Career Record	112-169 (10)
Record at School	112-169 (10)
Assistants	Wylie Tucker, Sebastian Singletary, Chris Capko

2009-10 Record	7-22
Conference Record (Finish)	5-15 (11th)
Postseason	N/A
Final Ranking	N/A
Letterwinners R/L	6/6
Starters R/L	3/3

Series Record	47-33, UM
Last Meeting	12/16/09 (69-49, UM)
Streak	UM, 7 games

MBB SID	Dean Watson
E-mail	dwatson@stetson.edu
Office	(386) 822-8130

## VIRGINIA

Feb. 5, Coral Gables, Fla.

Location	Charlottesville, Va.
Enrollment	20,897
Nickname	Cavaliers
Colors	Orange and Blue
Conference	Atlantic Coast
President	Dr. Teresa A. Sullivan
Athletics Director	Craig Littlepage
Arena	John Paul Jones Arena (14,593)
Press Row	(434) 296-5910
Website	www.virginiasports.com

Head Coach	Tony Bennett (Wisconsin-Green Bay, '92)
Career Record	84-49 (4)
Record at School	15-16 (1)
Assistants	Ritchie McKay, Ron Sanchez, Jason Williford

2009-10 Record	15-16
Conference Record (Finish)	5-11 (T-9th)
Postseason	N/A
Final Ranking	N/A
Letterwinners R/L	3/7
Starters R/L	3/2

Series Record	7-4, UM
Last Meeting	2/23/10 (74-62, UM)
Streak	UM, 1 game

MBB SID	Rich Murray
E-mail	rmurray@virginia.edu
Office	(434) 982-5500

## VIRGINIA TECH

Jan. 30, Blacksburg, Va.

Location	Blacksburg, Va.
Enrollment	30,000
Nickname	Hokies
Colors	Chicago Maroon and Burnt Orange
Conference	Atlantic Coast
President	Dr. Charles Steger
Athletics Director	Jim Weaver
Arena	Cassell Coliseum (9,847)
Press Row	(540) 231-3048
Website	www.hokiesports.com

Head Coach	Seth Greenberg (Fairleigh Dickinson, '78)
Career Record	345-264 (20)
Record at School	132-94 (7)
Assistants	Adrian Autry, James Johnson, John Richardson

2009-10 Record	25-9
Conference Record (Finish)	10-6 (T-3rd)
Postseason	NIT Quarterfinals
Final Ranking	N/A
Letterwinners R/L	10/1
Starters R/L	5/0

Series Record	10-9, UM
Last Meeting	3/12/10 (70-65, UM)
Streak	UM, 2 games

MBB SID	Bill Dyer
E-mail	wdyer@vt.edu
Office	(540) 231-8852

## WAKE FOREST

Feb. 9, Winston-Salem, N.C.

Location	Winston-Salem, N.C.
Enrollment	4,569
Nickname	Demon Deacons
Colors	Old Gold and Black
Conference	Atlantic Coast
President	Dr. Nathan O. Hatch
Athletic Director	Ron Wellman
Arena	Lawrence Joel Veterans Memorial Coliseum (14,665)
Press Row	(336) 727-2945
Website	www.WakeForestSports.com

Head Coach	Jeff Bzdelik (Illinois-Chicago, '76)
Career Record	115-105 (7)
Record at School	First Season
Assistants	Jeff Battle, Rusty LaRue, Mark Pope

2009-10 Record	20-11
Conference Record (Finish)	9-7 (T-5th)
Postseason	NCAA Second Round
Final Ranking	N/A
Letterwinners R/L	5/5
Starters R/L	1/4

Series Record	8-4, WF
Last Meeting	3/11/10 (83-62, UM)
Streak	UM, 1 game

MBB SID	Scott Wortman
E-mail	wortmasm@wfu.edu
Office	(336) 758-6099

## WEST VIRGINIA

Dec. 4, Coral Gables, Fla.

Location	Morgantown, WVa.
Enrollment	28,898
Nickname	Mountaineers
Colors	Old Gold and Blue
Conference	BIG EAST
President	Dr. James P. Clements
Director of Athletics	Oliver Luck
Arena	WVU Coliseum (14,000)
Press Row	(304) 293-2821
Website	www.MSNsportsNET.com

Head Coach	Bob Huggins (West Virginia, '77)
Career Record	670-241 (28)
Record at School	80-30 (3)
Assistants	Larry Harrison, Billy Hahn, Erik Martin

2009-10 Record	31-7
Conference Record (Finish)	13-5 (T-2nd)
Postseason	NCAA Final Four
Final Ranking	6 (AP)/3 (Coaches)
Letterwinners R/L	9/5
Starters R/L	2/3

Series Record	7-6, WVU
Last Meeting	3/6/04 (58-53, WVU)
Streak	WVU, 2 games

MBB SID	Bryan Messerly
E-mail	bryan.messerly@mail.wvu.edu
Office	(304) 293-2821



ADRIAN THOMAS

**2011 ACC TOURNAMENT****MARCH 10-13 | GREENSBORO, N.C. |  
GREENSBORO COLISEUM**

The 58th Annual ACC Men's Basketball Tournament will be held in Greensboro, N.C., for the 21st time in conference history and in the state of North Carolina for the 47th time in 58 ACC Men's Basketball Tournaments. It was most recently held at the Greensboro Coliseum in 2010, and the 2011 tournament will mark the fifth ACC Men's Basketball Tournament at the Coliseum since 2000.

**OFFICIALLY CHAMPION**

Contrary to popular belief, the ACC basketball champion has not always been "officially" declared in the Tournament. The ACC merely copied the

old Southern Conference by-laws, and the term pertaining to basketball just read: "Beginning December 1 and ending with the conference basketball tournament." With 17 teams it didn't pay to be too detailed. In the early years of the Tournament, unofficially and by custom, everyone regarded the Tournament champion as the ACC champion. But it wasn't until July 1, 1961, that the words "and the winner shall be the conference champion" were added to the ACC by-laws.

**2011 ACC TOURNAMENT SCHEDULE****First Round — Thurs., March 10**

Game 1 (#8 vs. #9), Raycom	Noon
Game 2 (#5 vs. #12), Raycom	2 p.m.
Game 3 (#7 vs. #10), ESPN2	7 p.m.
Game 4 (#6 vs. #11), Raycom	9 p.m.

**Quarterfinals — Fri., March 11**

Game 5 (#1 vs. G1 W), Raycom/ESPN2	Noon
Game 6 (#4 vs. G2 W), Raycom/ESPN2	2 p.m.
Game 7 (#2 vs. G3 W), Raycom/ESPN2	7 p.m.
Game 8 (#3 vs. G4 W), Raycom/ESPN2	9 p.m.

**Semifinals — Sat., March 12**

Game 9 (G5 & G6 W), Raycom/ESPN	1 p.m.
Game 10 (G7 & G8 W), Raycom/ESPN	3 p.m.

**Finals — Sun., March 13**

Game 11, Raycom/ESPN	1 p.m.
----------------------	--------

**2011 NCAA TOURNAMENT****First Round | Tues., March 15 and Wed., March 16**

University of Dayton Arena | Dayton, Ohio | Host: University of Dayton

**Second and Third Rounds | Thurs., March 17 and Sat., March 19**

Pepsi Center | Denver, Colo. | Host: Mountain West  
 St. Pete Times Forum | Tampa, Fla. | Host: USF  
 McKale Center | Tucson, Ariz. | Host: Arizona  
 Verizon Center | Washington, D.C. | Host: Georgetown

**Second and Third Rounds | Fri., March 18 and Sun., March 20**

Time Warner Cable Arena | Charlotte, N.C. | Host: Charlotte  
 United Center | Chicago, Ill. | Host: Big Ten  
 Quicken Loans Arena | Cleveland, Ohio | Host: Cleveland State  
 BOK Center | Tulsa, Okla. | Host: Tulsa

**West Regional | Thurs., March 24 and Sat., March 26**

Honda Center | Anaheim, Calif. | Host: Big West

**Southeast Regional | Thurs., March 24 and Sat., March 26**

New Orleans Arena | New Orleans, La. | Host: Tulane

**East Regional | Fri., March 25 and Sun., March 27**

Prudential Center | Newark, N.J. | Host: Seton Hall

**Southwest Regional | Fri., March 25 and Sun., March 27**

Alamodome | San Antonio, Texas | Host: Texas-San Antonio

**Final Four | Sat., April 2 and Mon., April 4**

Reliant Stadium | Houston, Texas |  
 Host: Houston/Rice



## THE TRADITION OF EXCELLENCE

Consistency. It is the mark of true excellence in any endeavor. However, in today's intercollegiate athletics, competition has become so balanced and so competitive that it is virtually impossible to maintain a high level of consistency.

Yet the Atlantic Coast Conference has defied the odds. Now in its 58th year of competition, the ACC has long enjoyed the reputation as one of the strongest and most competitive intercollegiate conferences in the nation.

Since the league's inception in 1953, **ACC schools have captured 120 national championships**, including 64 in women's competition and 56 in men's. In addition, NCAA individual titles have gone to ACC student-athletes 130 times in men's competition and 91 times in women's action.

If success is best measured in terms of wins and losses, then the ACC is unrivaled in NCAA annals. With Duke's victory over Butler in last year's NCAA title game, **ACC teams have won five of the last 10 NCAA National Championships and 12 overall**, including eight over the last 20 years.

**No conference has compiled a better NCAA Tournament record than the ACC** since the inaugural tournament in 1939. ACC teams have posted an NCAA Tournament-best mark of 347-175 for a sterling .665 winning percentage against the nation's toughest competition.

**The ACC is the only conference to have each of its teams make at least one NCAA Tournament appearance over the past five years.**

**In the 26 years of the 64/65-team field, the ACC has produced 24 Final Four teams, an average of almost one per year and six more than any other conference.**

Since the NCAA Tournament was expanded to 64 teams in 1985, ACC teams have compiled a 249-126 (.665) NCAA record, including 66 "Sweet 16" appearances and 24 Final Four berths — all NCAA Tournament bests. Since 1985, 67 of the 133 ACC teams receiving NCAA berths have won at least two NCAA Tournament games.

North Carolina leads all ACC schools with five NCAA basketball championships, followed by Duke with four national titles, NC State with two and Maryland one. The Tar Heels claimed NCAA titles in 1957, 1982, 1993, 2005 and 2009, while the Blue Devils won their fourth title in 2010, following earlier championships in 2001, 1992 and 1991. The Wolfpack walked away with the coveted crown in 1974 and 1983 while the Terps claimed the 2002 national title.

The ACC has 10 or more NCAA Tournament wins 13 times overall, and the league has not posted a losing record in NCAA Tournament play since 1987. **The conference's 23-year non-losing streak in NCAA Tournament play is tops among all conferences.**

Since 1981, **the ACC has produced 38 consensus All-Americans — 15 more than any other conference** and has accounted for 25 percent of the nation's consensus All-Americans (38-of-155).

**Seven of the last 14 and nine of the last 18 consensus National Players of the Year have been from the ACC.** Since 1975, the ACC has had 16 consensus National Players of the Year — 12 more than any other conference. In addition, nine of the ACC's 16 National Players of the Year were unanimous selections.

A year ago the ACC had 52 players on NBA rosters. In addition, **over the past five years 45 ACC players have made their NBA debuts**, including an all-time high 15 in 2006.

**In this past June's 2010 NBA draft, the ACC had five first round selections and nine players drafted overall.** The ACC has had five-or-more first round selections in three of the past four years and has had at least one first-round pick in 22 consecutive NBA drafts. Since 1986, the ACC has had 93 first round selections — 13 more than any other conference.



Last year, for the second time in four years, 10 ACC teams finished the season with 20 or more wins. **The ACC is the only conference in Division I history to have 10 teams win 20 or more games in a single season.**

For the fifth-straight year, the ACC surpassed the 2.2 million mark in attendance as the 12 schools totaled 2,217,642 over 201 regular season games and six ACC Tournament sessions.

## THE CHAMPIONSHIPS

The conference conducts championship competition in 25 sports — 12 for men and 13 for women. The 12 sports for men include football, cross country, soccer, basketball, swimming, indoor and outdoor track, wrestling, baseball, tennis, golf and lacrosse. Championships for women are currently conducted in cross country, volleyball, field hockey, soccer, basketball, swimming, indoor and outdoor track, tennis, golf, lacrosse, softball and rowing.

## YEAR IN REVIEW

**ACC schools captured an all-time high eight national titles during 2009-10.** Overall, the ACC has totaled 50 national team titles over the last 13 years. The conference has won two or more NCAA titles in 28 of the past 30 years.

### 2009-10 ACC National Champions

Field Hockey	North Carolina
Women's Soccer	North Carolina
Men's Soccer	Virginia
Men's Basketball	Duke
Men's Ice Hockey	Boston College
Men's Lacrosse	Duke
Women's Rowing	Virginia
Women's Lacrosse	Maryland

## ACC HISTORY

The Atlantic Coast Conference was founded on May 8, 1953, at the Sedgefield Inn near Greensboro, N.C., with seven charter members — Clemson, Duke, Maryland, North Carolina, North Carolina State, South Carolina and Wake Forest — drawing up the conference by-laws.

The withdrawal of seven schools from the Southern Conference came early on the morning of May 8, 1953, during the Southern Conference's annual spring meeting. On June 14, 1953, the seven members met in Raleigh, N.C., where a set of bylaws was adopted and the name became officially the Atlantic Coast Conference.

FSN — Fox Sports National | FSSO — Fox Sports South | FS-FL — Fox Florida | SUN — SunSports | CSN — Comcast Sports Network | NESN — New England Sports Network | RSN — Regional Sports Networks: include FSSO, FS-FL, SUN, CSN, NESN | ESPN/ESPN2 = E/E2 — referred to as Net Flex. The network decision made 7 to 10 days out.

! Coaches vs. Cancer, College Park, Md. @ CBE Classic, Durham, N.C.; # Pre-Season NIT; % Legends Classic; % Puerto Rico Tip-Off Classic; San Juan, P.R.; ~ Coaches vs. Cancer, MSG, New York, N.Y.; & Paradise Jam, Charlotte Amalie, St. Thomas; + Charleston Classic, Charleston, S.C.; < Maui Invitational, Maui, Hawaii; > Old Spice Classic, Orlando, Fla.; ? ESPN 76 Classic, Anaheim, Calif.; ~ ACC/Big Ten Challenge; = BB&T Classic, Washington, D.C.; !! Orange Bowl Classic, Sunrise, Fla.; @ @ Battle at Atlantis, Paradise Island, Bahamas; ## Las Vegas Holiday Hoops Classic, Las Vegas, Nev.; \$\$ Diamond Head Classic, Honolulu, Hawaii

<b>MONDAY, NOVEMBER 8</b>			
Seattle at Maryland !	CSN	8:00	
<b>WEDNESDAY, NOVEMBER 10</b>			
Charleston at Maryland !	ESPN	7:00	
<b>FRIDAY, NOVEMBER 12</b>			
St. Francis (NY) at Boston College	7:00		
Lipscomb at North Carolina	FSSO	7:00	
Tennessee Tech at NC State		7:00	
William & Mary at Virginia		7:00	
North Florida at Florida State		7:00	
Stetson at Wake Forest		7:00	
Charleston Southern at Georgia Tech		7:30	
<b>Jacksonville at Miami</b>			
Campbell at Virginia Tech		7:30	
Western Carolina at Clemson		8:00	
<b>SUNDAY, NOVEMBER 14</b>			
Maine at Maryland	CSN/NESN	2:00	
Florida State at UNCG	FSSO/FS-FL	3:30	
Princeton at Duke @	ESPN	5:00	
<b>MONDAY, NOVEMBER 15</b>			
USC Upstate at Virginia		7:00	
Hampton at Wake Forest #	ESPN	7:00	
Wofford at Clemson		7:00	
Georgia Tech at Kennesaw State	FSSO/FS-FL	7:30	
<b>Miami at Memphis</b>			
	ESPN	Midnight	
<b>TUESDAY, NOVEMBER 16</b>			
Virginia Tech at Kansas State	ESPN	4:00	
Miami (Ohio) at Duke @	ESPN	7:30	
Gardner-Webb at Florida State	FS-FL	7:00	
Wake Forest in Pre-Season NIT #		7/9:30	
<b>WEDNESDAY, NOVEMBER 17</b>			
Albany at Georgia Tech \$		7:30	
<b>THURSDAY, NOVEMBER 18</b>			
North Carolina vs. Hofstra %	ESPN2	5:00	
Yale at Boston College		7:00	
Maryland vs. Pittsburgh ~	ESPN2	7:00	
Virginia at Stanford	FSN	10:30	
Florida State at FIU		TBA	
NC State vs. TBD +		TBA	
<b>FRIDAY, NOVEMBER 19</b>			
Clemson vs. Long Beach State &		3:30	
Maryland vs. TBD !	ESPN2	5/7:00	
<b>NC Central at Miami</b>			
	FS-FL	7:00	
Niagara at Georgia Tech \$		7:30	
Colgate at Duke	ESPN3	8:30	
North Carolina vs. TBD %	ESPN	6/8:30	
NC State vs. TBD +	ESPN	TBA	
<b>SATURDAY, NOVEMBER 20</b>			
Wake Forest at Elon		8:00	
<b>SUNDAY, NOVEMBER 21</b>			
Virginia Tech at UNCG	CSN/NESN	1:00	
<b>Miami at Rutgers</b>			
	ESPN	4:00	
NC State vs. TBD +	ESPN	TBA	
Clemson vs. TBD &		TBA	
North Carolina vs. TBD %	ESPN2	TBA	
<b>MONDAY, NOVEMBER 22</b>			
Holy Cross at Boston College		7:00	
Duke vs. Marquette @	ESPN2	7:30	
Clemson vs. TBD &		TBA	
Virginia vs. Washington <	ESPN2	Midnight	
<b>TUESDAY, NOVEMBER 23</b>			
UNC-Asheville at North Carolina	FSSO/NESN	7:00	
Mercer at Florida State	FS-FL	7:00	
Delaware State at Maryland		8:00	
Duke vs. TBD @	ESPN/2	7:45/10	
Virginia vs. TBD <	ESPN/2	4:30/9:30	
<b>WEDNESDAY, NOVEMBER 24</b>			
Wake Forest vs. TBD #	ESPN2	7/9:00	
<b>McNeese State at Miami</b>			
	ESPN/U	7:30	
Virginia vs. TBD <		TBA	
<b>THURSDAY, NOVEMBER 25</b>			
Boston College vs. Texas A&M >	ESPN2	Noon	
Va Tech vs. Cal State Northridge ?	ESPN	2:00	
<b>FRIDAY, NOVEMBER 26</b>			
Georgia Tech vs. UTEP \$	HDNet	5:30	
South Carolina State at Clemson		7:00	
Elon at Maryland	CSN	8:00	
Virginia Tech vs. TBD ?	ESPN2	2:30/5	
Boston College vs. TBD >	ESPN/U	TBA	
Wake Forest vs. TBD #	ESPN2/U	tba	
<b>SATURDAY, NOVEMBER 27</b>			
Duke at Oregon		4:00	

Fairleigh Dickinson at NC State	FSSO	5:00	
Georgia Tech vs. TBD \$	HDNet	5:30	
<b>Miami at Florida Gulf Coast</b>			
		7:05	
<b>SUNDAY, NOVEMBER 28</b>			
Charleston at North Carolina	FSN	5:30	
Florida at Florida State	FSN	7:45	
Virginia Tech vs. TBD ?	ESPN2	tba	
Boston College vs. TBD >	ESPN2/U	tba	
<b>MONDAY, NOVEMBER 29</b>			
Virginia at Minnesota ~	ESPN2	7:00	
<b>TUESDAY, NOVEMBER 30</b>			
<b>Mississippi at Miami</b>			
Georgia Tech at Northwestern ~	FS-FL/NESN	7:00	
Iowa at Wake Forest ~	ESPN2	7:00	
Ohio State at Florida State ~	ESPN	7:30	
Michigan at Clemson ~	ESPN2	9:00	
North Carolina at Illinois ~	ESPN	9:30	
<b>WEDNESDAY, DECEMBER 1</b>			
NC State at Wisconsin ~	ESPN2	7:15	
Indiana at Boston College ~	ESPN	7:15	
Purdue at Virginia Tech ~	ESPN	7:30	
Maryland at Penn State ~	ESPN2	9:15	
Michigan State at Duke ~	ESPN	9:30	
<b>SATURDAY, DECEMBER 4</b>			
Kentucky at North Carolina	CBS	12:30	
Holy Cross at Wake Forest		1:00	
Duke vs. Butler	ESPN	3:15	
<b>West Virginia at Miami</b>			
	SUN	4:00	
NC State at Syracuse	ESPN2	5:30	
Boston College at Massachusetts		TBA	
<b>SUNDAY, DECEMBER 5</b>			
Clemson at South Carolina		1:00	
Virginia at Virginia Tech	FSN	6:00	
Hartford at Florida State		7:00	
Temple vs. Maryland =	MASN/FSN	8:00	
<b>TUESDAY, DECEMBER 7</b>			
Georgia at Georgia Tech	ESPN2	7:00	
Radford at Virginia		7:00	
<b>WEDNESDAY, DECEMBER 8</b>			
North Carolina at Evansville	ESPN	7:00	
Providence at Boston College		7:00	
UNCG at Maryland	CSN	7:30	
Bradley at Duke	ESPN2	9:00	
<b>SATURDAY, DECEMBER 11</b>			
Saint Louis at Duke	CBS	12:00	
USC Upstate at NC State		2:00	
Savannah State at Georgia Tech		4:00	
Long Beach State at North Carolina	FSSO	7:00	
<b>SUNDAY, DECEMBER 12</b>			
Penn State at Virginia Tech	CSN	1:00	
UNC Wilmington vs. Wake Forest	MASN	1:00	
<b>Stetson at Miami</b>			
	FSN	4:00	
Boston College at Maryland		4:00	
Clemson at Florida State	FSN	6:15	
<b>WEDNESDAY, DECEMBER 15</b>			
Stetson at Florida State	FS-FL	7:00	
UNCG at Wake Forest	ESPN	7:00	
<b>THURSDAY, DECEMBER 16</b>			
Youngstown State at NC State		7:00	
<b>FRIDAY, DECEMBER 17</b>			
Savannah State at Clemson		7:00	
Oregon at Virginia	CSN	8:00	
<b>SATURDAY, DECEMBER 18</b>			
<b>UCF vs. Miami !!</b>			
	SUN/FS-FL/CSN2:00		
Texas vs. North Carolina	CBS	4:00	
Florida State at Loyola Marymount	ESPN	11:00	
Wake Forest at Xavier		TBA	
Richmond vs. Georgia Tech @		TBA	
Mississippi State vs. Virginia Tech @		TBA	
<b>SUNDAY, DECEMBER 19</b>			
Bryant at Boston College		3:00	
UNCG at Clemson	FSSO	5:00	
Arizona at NC State	FSN	4:45	
<b>MONDAY, DECEMBER 20</b>			
Elon at Duke	FSSO/NESN	7:00	
Norfolk State at Virginia		7:00	
<b>TUESDAY, DECEMBER 21</b>			
William & Mary at North Carolina	ESPN2	7:00	
Presbyterian at Wake Forest		7:00	
<b>Miami vs. Oral Roberts ##</b>			
	TBA		
<b>WEDNESDAY, DECEMBER 22</b>			
Bucknell at Boston College		7:00	
Clemson at Charleston	FSSO/NESN	7:00	
Delaware State at NC State		7:00	
Seattle at Virginia		7:00	
NIJT at Maryland		8:00	
Georgia Tech at Siena		TBA	
<b>Miami vs. Rice ##</b>			
	TBA		
<b>THURSDAY, DECEMBER 23</b>			
Florida State vs. Hawai'i	ESPN	1:00am	
Virginia Tech at St. Bonaventure		7:00	
<b>Miami vs. Akron ##</b>			
	TBA		
Florida State vs. TBD \$\$	ESPN2	10:00	

<b>FRIDAY, DECEMBER 24</b>			
Florida State vs. TBD \$\$	ESPN	12:30am	
<b>SATURDAY, DECEMBER 25</b>			
Florida State vs. TBD \$\$	ESPN2	TBA	
<b>MONDAY, DECEMBER 27</b>			
Fordham at Georgia Tech		1:00	
Delaware State at Clemson		7:00	
<b>TUESDAY, DECEMBER 28</b>			
Alabama A&M at NC State		7:00	
North Carolina vs. Rutgers	ESPN2	9:00	
<b>WEDNESDAY, DECEMBER 29</b>			
Duke at UNCG	ESPN	7:00	
Boston College at Rhode Island		7:00	
East Carolina at Clemson		7:00	
North Florida at Maryland		8:00	
Wake Forest at Richmond		tba	
<b>THURSDAY, DECEMBER 30</b>			
USC Upstate at Virginia Tech		2:00	
<b>Pepperdine at Miami</b>			
		6:00	
Iowa State at Virginia	CSN	8:00	
<b>FRIDAY, DECEMBER 31</b>			
Mercer at Georgia Tech		1:00	
<b>SATURDAY, JANUARY 1</b>			
San Diego at NC State	FSSO	Noon	
Boston College at South Carolina	ESPN	TBA	
<b>SUNDAY, JANUARY 2</b>			
Gonzaga at Wake Forest	FSN	1:00	
Mount St. Mary's at Virginia Tech		2:00	
St. Francis (Pa.) at North Carolina	FSSO/SUN/NESN	3:30	
The Citadel at Clemson		4:00	
Charlotte at Georgia Tech		5:00	
LSU at Virginia	FSN	5:30	
<b>Miami at Duke</b>			
	FSN	7:45	
<b>MONDAY, JANUARY 3</b>			
Florida State at Auburn		8:00	
<b>TUESDAY, JANUARY 4</b>			
Colgate at Maryland	CSN/NESN	8:00	
Howard at Virginia		7:00	
<b>WEDNESDAY, JANUARY 5</b>			
Harvard at Boston College		7:00	
UAB at Duke	ESPN2	7:00	
NC State at Elon		7:00	
High Point at Wake Forest		7:00	
<b>SATURDAY, JANUARY 8</b>			
North Carolina at Virginia	Raycom	Noon	
Wake Forest at NC State	Raycom	2:30	
Florida State at Virginia Tech	ESPN2	3:00	
Georgia Tech at Boston College	RSN	4:00	
<b>Miami at Clemson</b>			
	ESPN	6:00	
<b>SUNDAY, JANUARY 9</b>			
Maryland at Duke	FSN	8:00	
<b>TUESDAY, JANUARY 11</b>			
Georgia Tech at Clemson	RSN	7:00	
NC State at Boston College	ESPN	9:00	
<b>WEDNESDAY, JANUARY 12</b>			
Maryland at Wake Forest	Raycom	8:00	
Duke at Florida State	ESPN	9:00	
<b>THURSDAY, JANUARY 13</b>			
Virginia Tech at North Carolina	ESPN/ESPN2**	9:00	
<b>SATURDAY, JANUARY 15</b>			
Maryland at Villanova	CBS	1:00	
Virginia at Duke	ESPN	2:00	
NC State at Florida State	Raycom	4:00	
<b>Boston College at Miami</b>			
	ESPN	6:00	
Wake Forest at Virginia Tech	Raycom	8:00	
<b>SUNDAY, JANUARY 16</b>			
North Carolina at Georgia Tech	FSN	7:45	
<b>TUESDAY, JANUARY 18</b>			
Clemson at North Carolina	Raycom	8:00	
<b>WEDNESDAY, JANUARY 19</b>			
Wake Forest at Georgia Tech	ESPN	7:00	
Duke at NC State	ESPN	7:00	
Virginia at Boston College		7:00	
<b>Florida State at Miami</b>			
	RSN	9:00	
<b>THURSDAY, JANUARY 20</b>			
Virginia Tech at Maryland	ESPN/ESPN2**	9:00	
<b>SATURDAY, JANUARY 22</b>			
Georgia Tech at Virginia	Raycom	Noon	
Clemson at Maryland	Raycom	2:30	
Boston College at Florida State	ESPN	7:00	
Longwood at Virginia Tech		7:00	
Duke at Wake Forest	ESPN	4:00	
<b>SUNDAY, JANUARY 23</b>			
<b>Miami at NC State</b>			
	Raycom	12:00	
<b>TUESDAY, JANUARY 25</b>			
NC State at Clemson	RSN	7:00	
Virginia Tech at Georgia Tech	RSN	9:00	
<b>WEDNESDAY, JANUARY 26</b>			
<b>North Carolina at Miami</b>			
	E/E2	7:30	
<b>THURSDAY, JANUARY 27</b>			
Maryland at Virginia	CSN	7:00	
Boston College at Duke	Raycom	8:00	

SATURDAY, JANUARY 29			
Florida State at Clemson	Raycom	12:00	
NC State at North Carolina	ESPN	2:00	
Virginia at Wake Forest	Raycom	4:00	
SUNDAY, JANUARY 30			
Duke at St. John's	CBS	1:00	
Miami at Virginia Tech	FSN	5:30	
Maryland at Georgia Tech	FSN	7:45	
TUESDAY, FEBRUARY 1			
Wake Forest at Florida State		7:00	
North Carolina at Boston College	Raycom	9:00	
WEDNESDAY, FEBRUARY 2			
Virginia Tech at NC State	E/E2	7:00	
Duke at Maryland	ESPN	9:00	
Clemson at Virginia	ESPN	9:00	
THURSDAY, FEBRUARY 3			
Georgia Tech at Miami	E/2	7:00	
SUNDAY, FEBRUARY 5			
Virginia Tech at Boston College		1:00	
Clemson at Georgia Tech	Raycom (split)	1:00	
Wake Forest at Maryland	Raycom (split)	1:00	
NC State at Duke	E/E2	6:00	
Virginia at Miami		TBA	
SUNDAY, FEBRUARY 6			
Florida State at North Carolina	FSN	2:00	
TUESDAY, FEBRUARY 8			
Boston College at Clemson	ESPN	9:00	
WEDNESDAY, FEBRUARY 9			
Miami at Wake Forest	RSN	7:00	
Longwood at Maryland		8:00	
North Carolina at Duke	Raycom/ESPN	9:00	
THURSDAY, FEBRUARY 10			
Florida State at Georgia Tech	E/E2	7:00	
SATURDAY, FEBRUARY 12			
Maryland at Boston College	Raycom (split)	1:00	
North Carolina at Clemson	Raycom (split)	1:00	
Virginia at Florida State	RSN	3:00	
SUNDAY, FEBRUARY 13			
Georgia Tech at Virginia Tech	Raycom (split)	1:00	
NC State at Wake Forest	Raycom (split)	1:00	
Duke at Miami	FSN	6:45	
TUESDAY, FEBRUARY 15			
Wake Forest at North Carolina	Raycom (split)	8:00	
Maryland at Virginia Tech	Raycom (split)	8:00	
Miami at UNC		7:00	
WEDNESDAY, FEBRUARY 16			
Duke at Virginia	E/E2	7:00	
UT-Chattanooga at Georgia Tech		7:30	
THURSDAY, FEBRUARY 17			
Clemson at NC State	E/E2	7:00	
SATURDAY, FEBRUARY 19			
Virginia Tech at Virginia	Raycom (split)	1:00	
Florida State at Wake Forest	Raycom (split)	1:00	
Boston College at North Carolina	E/E2	4:00	
SUNDAY, FEBRUARY 20			
NC State at Maryland	FSN	5:30	
Georgia Tech at Duke	FSN	7:45	
Clemson at Miami		TBA	
TUESDAY, FEBRUARY 22			
Virginia Tech at Wake Forest	ESPN2	7:00	
WEDNESDAY, FEBRUARY 23			
Miami at Boston College		7:00	
Temple at Duke	ESPN2	7:00	
Virginia at Georgia Tech	ESPN	7:00	
Florida State at Maryland	Raycom (split)	9:00	
North Carolina at NC State	Raycom (split)	9:00	
SATURDAY, FEBRUARY 26			
Boston College at Virginia	RSN	Noon	
Miami at Florida State	Raycom (split)	2:00	
Georgia Tech at NC State	Raycom (split)	2:00	
Wake Forest at Clemson	RSN	4:00	
Duke at Virginia Tech (Game Day)	ESPN	9:00	
Sunday, February 27			
Maryland at North Carolina	FSN	7:45	
TUESDAY, MARCH 1			
NC State at Virginia	RSN	7:00	
Boston College at Virginia Tech	ESPN	9:00	
WEDNESDAY, MARCH 2			
North Carolina at Florida State	E/E2	7:00	
Maryland at Miami	ESPN	7:00	
Clemson at Duke	E/E2	9:00	
THURSDAY, MARCH 3			
Georgia Tech at Wake Forest	Raycom	8:00	
SATURDAY, MARCH 5			
Virginia Tech at Clemson	E/E2	Noon	
Virginia at Maryland	Raycom	2:00	
Duke at North Carolina	CBS	8:00	
SUNDAY, MARCH 6			
Wake Forest at Boston College	Raycom	Noon	
Miami at Georgia Tech	Raycom	2:30	
Florida State at NC State	FSN	6:15	






# SERIES

## **GATORADE HAS EVOLVED.**

Since the introduction of Gatorade 40 years ago, the sidelines have never been the same. Now the three-part G SERIES is evolving the sidelines again. GATORADE 01 PRIME, 02 PERFORM and 03 RECOVER. The G SERIES. Three fuels for three stages of the game.

Consider the sidelines...EVOLVED. [GATORADE.COM/GSERIES](http://GATORADE.COM/GSERIES)

©2010 S-VC, Inc. GATORADE, G DESIGN, and G SERIES are registered trademarks of S-VC, Inc.





Finishing 20-13, Miami posted its second 20-win season in the last three years. It marked the 11th 20-win season in Hurricanes history and the fifth since the return of the program in 1985-86. UM improved on its 19-13 mark one season ago, despite losing three starters – including two-time First Team All-ACC pick Jack McClinton – and NFL draft pick Jimmy Graham.

### TOURNAMENT TURNAROUND

Miami advanced to the ACC Tournament semifinals for the first time in school history, marking the first time the Hurricanes have won two games in a conference tournament. Miami last advanced to a conference tournament semifinal round in 2001-02, when the UM knocked off Georgetown, 84-76, in overtime to move on to the BIG EAST semifinals.

Since 1994, of the 482 teams seeded 10th or below in conference men's basketball tournaments around the country, Miami became the 28th 10-seed or below to advance to a conference semifinal — just the second 12-seed to do it in ACC history and the third ACC team seeded 10th or below.

After averaging a team-high 14.7 points, 5.0 rebounds, 3.0 assists and 1.0 steal over the three ACC Tournament games, freshman guard **Durand Scott** was named to the ACC All-Tournament First Team, while redshirt freshman center **Reggie Johnson** earned Second Team honors. The freshmen tandem were the first Hurricanes to earn ACC All-Tournament team accolades.

Scott, who converted 48.6 percent from the floor and 75.0 percent from the charity stripe, got the attention of ACC fans with a team-high 17 points and six rebounds in Miami's 70-65 quarterfinal victory over Virginia Tech, including nine points in the final 2:42 — hitting all four free throw attempts during that span — to help secure the win for the Hurricanes. He added a team-high 21 points (on 10-of-15 shooting) — his third 20-plus point game of the year — in the ACC semifinal game vs. Duke (3/13).

Johnson averaged 13.7 points, a team-high 8.0 rebounds, 1.7 blocks and 1.0 assist per game over Miami's 2-1 tournament run. The 6-10 center got the Hurricanes off to a strong start in the 83-62 first-round rout of Wake Forest, finishing with a career-high 22 points, shooting 8-for-8 from the field versus the Demon Deacons, while adding a perfect 6-for-6 showing from the foul line. He tied a school record and also established a new ACC Tournament freshman record, becoming the first rookie to finish 100 percent from the field in a tourney game (minimum seven field goals made).

### ALL THAT AND THEN SOME

Miami freshman **Durand Scott** became the first Hurricane named to the ACC's All-Rookie Team, as well as the Sporting News' All-ACC Rookie Team. He was a UM-best four-time ACC Rookie of the Week and posted two of the league's top-five scoring performances by a freshman — the only ACC newcomer to appear more than once.

Scott was also just the second freshman and fifth player in UM history to amass 100 points, 100 boards and 100 assists in a single season and was among the ACC's freshmen leaders in almost every statistical category.

With 104 assists, Scott became the first UM rookie in 15 years — since Kevin Norris posted 102 assists (1994-95) — and the fifth UM rookie all-time to top the century mark in assists. In addition, he is the first Hurricane of any class to achieve this since 2004-05.

In his Dean Dome debut, the true freshman scored a game- and season-high 29 points (season-high 11-15 FGs, season-high 3-5 3FGs, 4-4 FTs) — the second-highest point production by an ACC rookie this year and the most points by a Miami freshman in over nine years. The 29 points are the most scored by a Hurricane since Jack McClinton's 35 versus North Carolina one season earlier. In addition, Scott was the first Miami rookie since Guillermo Diaz (2003-04) to score 20 points in multiple games as a freshman.

### A LITTLE HELP FROM OUR FRIENDS

**Durand Scott** and **Malcolm Grant** became the first UM tandem since 1992-93 to collect 100 assists in the same season and the fourth pair of teammates to do so in UM history.

### HONORING THE HURRICANES' BEST

During halftime of Miami's game versus Duke on Feb. 17, three former Hurricane greats were paid tribute to with the institution of honored jerseys, as Jack McClinton (2006-09), Don Curnutt (1967-70) and Dick Hickox (1958-

#### 2010 AWARDS AND HONORS

##### ACC ALL-ROOKIE TEAM

Durand Scott

##### ACC ALL-TOURNAMENT TEAM

Durand Scott (First Team)

Reggie Johnson (Second Team)

##### ACC ROOKIE OF THE WEEK

Durand Scott (Four Times)

##### ACC ALL-ACADEMIC TEAM

Antoine Allen



61) had their jerseys raised to the rafters of the BankUnited Center. McClinton and Rick Barry were on hand for the celebration, while the late Hickox was represented by his wife, Sylvia. A bout of the flu prevented Curnutt from traveling for the festivities.

### LONG-RANGE THREAT

Converting 42.1 percent from beyond the arc in 2009-10, **Adrian Thomas** finished the season as the ACC's three-point field goal percentage leader, hitting a three-pointer in 24 of his last 25 games. It marked the second-straight season and the third time in the last four years, Miami had the league's most accurate three-point shooter. Two-time First Team All-ACC pick Jack McClinton led the conference in 2008-09 and 2006-07 and was the second most proficient shooter in 2007-08, closing his career as the ACC's all-time leader in three-point field goal percentage (.440).

Averaging about two three-pointers per game, the three-point trio of Thomas (67), Grant (61) and James Dews (52) became just the second triumvirate in Miami basketball history to hit at least 50 three-pointers in a single season — both under head coach **Frank Haith**. The first Hurricane trio to accomplish this was Robert Hite (72), Guillermo Diaz (61) and Anthony Harris (52) in 2004-05.

### HOT HAND

Converting 46.3 percent of their field goals this season — second-best in the ACC, the 2009-10 edition of the Hurricanes are the top shooting team in Coach Haith's six-year tenure at Miami and the most efficient UM shooters in 10 years — since the 1998-99 team hit 47.3 percent of its field goals en route to a 23-7 record and NCAA Tournament second round appearance.

Dwayne Collins shot 56.5 percent from the field over his career — including 60.4 percent (128-212) of his field goals as a senior — the second-best single-season field goal percentage in Miami history. Over his last four collegiate appearances, Collins converted 64.3 percent from the field (18-28) and 77.8 percent from the line (21-27).

Miami hit at least 50 percent of its field goals 12 times during the season, surpassing the nine times UM accomplished that over the last two seasons combined (2007-08 and 2008-09).

### 1,000 POINTS CLUB

Seniors Dwayne Collins and James Dews both eclipsed 1,000 career points in their final collegiate season. With nine points in the win over Minnesota



DWAYNE COLLINS



JAMES DEWS



DURAND SCOTT

on Dec. 2, Collins became the 30th Hurricane with 1,000 career points. He scored in double figures 49 times over his career and finished No. 19 among UM's all-time scoring leaders with 1,245 points. Collins closed his collegiate career with 126 appearances — tying former teammate Anthony King for third-most in Miami history.

Dews ranks No. 26 with 1,090 career points. With six points — including the buzzer-beating gamewinner versus No. 20/20 Georgia Tech on Feb. 10 — Dews eclipsed 1,000 career points. With his 130th career appearance in the ACC Tournament semifinal versus Duke, Dews tied the school record set by former teammate Brian Asbury in 2008-09.

### STRONG START

Miami started the year strong, winning 15 of its first 16 games en route to a No. 23 ranking in the Associated Press Poll on Jan. 11.

Behind 22 points from Dews and 17 points and 15 rebounds by tournament MVP Collins, the Hurricanes knocked off South Carolina, 85-70, to claim the Charleston Classic title. It marked the second in-season tournament title for Miami in three years, as the Hurricanes went 6-1 in neutral site games in 2009-10. UM defeated Tulane and UNCW en route to the title game.

### STRONG FINISH

For the first time in his career, **DeQuan Jones** posted back-to-back double-figure scoring games, finishing with 14 points on a career-high tying six field goals versus Virginia Tech to follow up a 14-point performance over Wake Forest during Miami's ACC Tournament run. In addition, he was Miami's leading scorer in the first half for the second-straight game, turning in 11 points in the first half versus the Hokies. Jones finished the ACC Tournament averaging 11.7 points and 3.3 rebounds per game, while shooting 48.1 percent from the field and 50.0 percent from long range.



	OVERALL	HOME	AWAY	NEUTRAL
ALL GAMES	20-13	12-4	2-8	6-1
CONFERENCE	4-12	4-4	0-8	0-0
NON-CONFERENCE	16-1	8-0	2-0	6-1

DATE	OPPONENT	UM RANK	RESULTS	RECORD	HIGH POINTS	HIGH REBOUNDS	ATTEND
11/14/09	NORTH CAROLINA CENTRAL		W, 83-53	1-0	(16) Thomas	(6) Collins	3,842
11/16/09	NOVA SOUTHEASTERN		W, 108-58	2-0	(19) Dews	(9) Collins	3,696
11/19/09	vs. Tulane !		W, 74-54	3-0	(22) Collins	(14) Collins	535
11/20/09	vs. UNC Wilmington !		W, 67-60	4-0	(18) Grant	(9) McGowan	1,055
11/22/09	vs. South Carolina !		W, 85-70	5-0	(22) Dews	(15) Collins	2,531
11/25/09	FLORIDA GULF COAST	RV/RV	W, 77-58	6-0	(16) Jones	(8) McGowan	3,689
11/28/09	USC UPSTATE	RV/RV	W, 70-41	7-0	(17) Collins	(6) Scott, Johnson	3,459
12/2/09	MINNESOTA \$	RV/RV	W, 63-58	8-0	(20) Scott	(11) Collins	5,157
12/6/09	at Boston College *	RV/RV	L, 60-61	8-1, 0-1	(18) Grant	(4) Scott, Jones	5,063
12/12/09	SOUTH CAROLINA STATE	RV/-	W, 91-54	9-1	(20) Dews	(7) Collins	3,900
12/16/09	at Stetson	RV/-	W, 69-49	10-1	(20) Collins	(15) Collins	2,619
12/19/09	vs. Florida Atlantic ^	RV/-	W, 87-69	11-1	(17) Collins	(14) Collins	13,258
12/21/09	NORTH CAROLINA A&T	RV/RV	W, 80-59	12-1	(14) Grant	(9) Collins	3,143
12/30/09	BETHUNE-COOKMAN	RV/-	W, 73-55	13-1	(12) Dews	(7) Collins, Johnson	4,206
1/3/10	at Pepperdine	RV/-	W, 86-63	14-1	(21) Dews	(7) Johnson	1,037
1/9/10	WAKE FOREST *	RV/-	W, 67-66	15-1, 1-1	(23) Collins	(11) Collins	5,537
1/13/10	at Virginia Tech *	23/RV	L, 66-81	15-2, 1-2	(11) Dews	(10) Johnson	9,827
1/16/10	at Virginia *	23/RV	L, 57-75	15-3, 1-3	(13) Dews	(9) Collins	11,413
1/19/10	BOSTON COLLEGE *		L, 75-79	15-4, 1-4	(15) Collins, Johnson	(11) Collins	5,133
1/26/10	at Maryland *		L, 59-81	15-5, 1-5	(13) Scott	(10) Collins	17,950
1/31/10	VIRGINIA TECH *		W, 82-75	16-5, 2-5	(21) Dews	(4) Scott, Collins, Johnson	7,189
2/2/10	at Wake Forest *		L, 53-62	16-6, 2-6	(13) Adams	(6) Johnson, Scott	11,241
2/6/10	at Florida State *		L, 65-71	16-7, 2-7	(15) Dews	(5) Collins	11,115
2/10/10	No. 20/20 GEORGIA TECH *		W, 64-62	17-7, 3-7	(13) Collins	(11) Collins	4,319
2/13/10	at Clemson *		L, 66-74	17-8, 3-8	(13) Grant	(5) Gamble	9,700
2/17/10	No. 6/6 DUKE *		L, 74-81	17-9, 3-9	(21) Collins	(9) Collins	6,860
2/23/10	VIRGINIA *		W, 74-62	18-9, 4-9	(18) Collins	(12) Gamble	3,909
2/27/10	NC STATE *		L, 66-71	18-10, 4-10	(15) Collins	(7) Collins	4,358
3/2/10	at North Carolina *		L, 62-69	18-11, 4-11	(29) Scott	(7) Gamble	16,725
3/6/10	FLORIDA STATE *		L, 60-61	18-12, 4-12	(14) Scott	(5) Scott	7,014
3/11/10	vs. Wake Forest %		W, 83-62	19-12	(22) Johnson	(13) Gamble	23,381
3/12/10	vs. Virginia Tech %		W, 70-65	20-12	(17) Scott	(12) Johnson	23,381
3/13/10	vs. No. 4/4 Duke %		L, 74-77	20-13	(21) Scott	(8) Johnson	23,381

! Charleston Classic (Charleston, S.C.) | \$ Big Ten/ACC Challenge  
 \* ACC game | ^ MetroPCS Orange Bowl Classic (Sunrise, Fla.)  
 % ACC Tournament (Greensboro, N.C.)

Rankings listed AP/ ESPN/USA Today Coaches Poll



## ALL GAMES (20-13)

##	Player	GP-GS	Min-Avg	TOTAL		3-PTS		FT-FTA	Pct	REBOUNDS			A	TO	Blk	Stl	Pts-Avg
				FG-FGA	Pct	3FG-FGA	Pct			Off-Def	Tot-Avg	PF-FO					
21	Dwayne Collins	29-28	716-24.7	128-212	.604	0-0	.000	91-160	.569	85-140	225-7.8	68-1	34	71	32	17	347-12.0
23	James Dews	33-33	964-29.2	147-328	.448	52-143	.364	35-47	.745	18-79	97-2.9	63-3	52	42	6	33	381-11.5
01	Durand Scott	33-28	917-27.8	126-277	.455	16-58	.276	71-106	.670	29-102	131-4.0	69-2	113	73	6	41	339-10.3
03	Malcolm Grant	33-8	813-24.6	99-252	.393	61-148	.412	59-78	.756	5-57	62-1.9	43-0	117	66	2	20	318-9.6
30	Adrian Thomas	33-4	726-22.0	79-184	.429	67-159	.421	15-20	.750	20-70	90-2.7	75-3	46	28	7	23	240-7.3
42	Reggie Johnson	32-6	434-13.6	60-115	.522	0-0	.000	84-107	.785	59-89	148-4.6	70-1	13	24	21	16	204-6.4
31	DeQuan Jones	28-20	466-16.6	65-122	.533	6-26	.231	24-36	.667	16-44	60-2.1	31-0	15	40	16	15	160-5.7
25	Garrius Adams	32-7	540-16.9	38-118	.322	26-89	.292	19-29	.655	19-47	66-2.1	20-0	19	25	6	23	121-3.8
45	Julian Gamble	33-11	440-13.3	45-94	.479	1-4	.250	24-34	.706	39-57	96-2.9	59-2	24	37	25	17	115-3.5
20	Cyrus McGowan	32-20	412-12.9	37-70	.529	6-19	.316	21-37	.568	32-52	84-2.6	59-0	14	31	23	11	101-3.2
12	Antoine Allen	17-0	137-8.1	13-36	.361	10-24	.417	13-19	.684	0-13	13-0.8	11-0	12	14	1	10	49-2.9
22	Donnavan Kirk	4-0	26-6.5	4-7	.571	0-0	.000	2-2	1.000	4-5	9-2.3	2-0	0	3	0	2	10-2.5
25	Ryan Quigtar	5-0	9-1.8	2-5	.400	0-1	.000	1-2	.500	2-0	2-0.4	3-0	2	1	0	1	5-1.0
TM TEAM											57-46	103-3.1	9				
Total		33	6600	843-1820	.463	245-671	.365	459-677	.678	385-801	1186-35.9	573-12	461	464	145	229	2390-72.4
Opponents		33	6600	737-1813	.407	210-635	.331	452-645	.701	371-711	1082-32.8	584-14	417	448	105	239	2136-64.7

SCORE BY PERIODS:	1st	2nd	Total
Miami	1151	1239	2390
Opponents	990	1146	2136

## ACC GAMES (4-12)

##	Player	GP-GS	Min-Avg	TOTAL		3-PTS		FT-FTA	Pct	REBOUNDS			A	TO	Blk	Stl	Pts-Avg
				FG-FGA	Pct	3FG-FGA	Pct			Off-Def	Tot-Avg	PF-FO					
21	Dwayne Collins	15-14	399-26.6	61-103	.592	0-0	.000	46-76	.605	37-63	100-6.7	40-0	13	41	20	10	168-11.2
01	Durand Scott	16-14	464-29.0	64-136	.471	6-26	.231	45-68	.662	15-42	57-3.6	39-1	38	35	3	20	179-11.2
23	James Dews	16-16	508-31.8	61-167	.365	15-66	.227	28-33	.848	8-41	49-3.1	45-3	27	18	4	15	165-10.3
03	Malcolm Grant	16-3	412-25.8	45-127	.354	29-74	.392	23-33	.697	1-29	30-1.9	22-0	56	29	1	9	142-8.9
30	Adrian Thomas	16-3	378-23.6	35-89	.393	29-77	.377	10-12	.833	9-33	42-2.6	45-3	18	21	1	14	109-6.8
42	Reggie Johnson	16-3	222-13.9	22-45	.489	0-0	.000	44-54	.815	23-44	67-4.2	41-1	4	11	8	6	88-5.5
45	Julian Gamble	16-8	238-14.9	27-57	.474	1-3	.333	11-18	.611	19-28	47-2.9	33-2	10	15	12	11	66-4.1
25	Garrius Adams	16-7	284-17.8	20-62	.323	13-48	.271	9-11	.818	7-20	27-1.7	11-0	9	11	2	10	62-3.9
31	DeQuan Jones	13-5	142-10.9	18-37	.486	1-8	.125	9-11	.818	4-13	17-1.3	13-0	4	18	3	3	46-3.5
20	Cyrus McGowan	15-7	140-9.3	8-19	.421	1-5	.200	5-8	.625	8-14	22-1.5	21-0	5	9	8	2	22-1.5
12	Antoine Allen	4-0	13-3.3	1-3	.333	1-1	1.000	0-0	.000	0-0	0-0.0	2-0	0	1	0	1	3-0.8
TM TEAM											32-17	49-3.1	4				
Total		16	3200	362-845	.428	96-308	.312	230-324	.710	163-344	507-31.7	312-10	184	213	62	101	1050-65.6
Opponents		16	3200	380-863	.440	108-280	.386	263-365	.721	189-370	559-34.9	276-5	236	194	54	110	1131-70.7

SCORE BY PERIODS:	1st	2nd	Total
Miami	503	547	1050
Opponents	539	592	1131

## ACC TOURNAMENT GAMES (2-1)

##	Player	GP-GS	Min-Avg	TOTAL		3-PTS		FT-FTA	Pct	REBOUNDS			A	TO	Blk	Stl	Pts-Avg
				FG-FGA	Pct	3FG-FGA	Pct			Off-Def	Tot-Avg	PF-FO					
01	Durand Scott	3-3	91-30.3	18-37	.486	2-7	.286	6-8	.750	2-13	15-5.0	10-1	9	8	0	3	44-14.7
42	Reggie Johnson	3-3	75-25.0	12-18	.667	0-0	.000	17-20	.850	11-13	24-8.0	12-0	3	4	5	2	41-13.7
31	DeQuan Jones	3-3	81-27.0	13-27	.481	3-6	.500	6-10	.600	2-8	10-3.3	4-0	1	4	3	3	35-11.7
03	Malcolm Grant	3-0	76-25.3	9-24	.375	5-11	.455	12-12	1.000	0-4	4-1.3	3-0	13	5	0	0	35-11.7
23	James Dews	3-3	89-29.7	13-28	.464	3-10	.300	2-6	.333	2-11	13-4.3	4-0	4	4	0	2	31-10.3
30	Adrian Thomas	3-0	76-25.3	6-15	.400	6-13	.462	2-2	1.000	2-8	10-3.3	8-0	3	1	1	1	20-6.7
45	Julian Gamble	3-3	63-21.0	6-11	.545	0-0	.000	2-2	1.000	6-14	20-6.7	11-0	2	4	3	1	14-4.7
20	Cyrus McGowan	3-0	36-12.0	3-6	.500	1-1	1.000	0-0	.000	1-3	4-1.3	6-0	0	2	1	0	7-2.3
12	Antoine Allen	1-0	1-1.0	0-0	.000	0-0	.000	0-0	.000	0-0	0-0.0	0-0	0	0	0	0	0-0.0
11	Ryan Quigtar	1-0	1-1.0	0-0	.000	0-0	.000	0-0	.000	0-0	0-0.0	0-0	0	0	0	0	0-0.0
25	Garrius Adams	2-0	11-5.5	0-1	.000	0-0	.000	0-0	.000	0-0	0-0.0	0-0	0	0	0	0	0-0.0
TM TEAM											3-6	9-3.0	2				
Total		3	600	80-167	.479	20-48	.417	47-60	.783	29-80	109-36.3	58-1	35	34	13	12	227-75.7
Opponents		3	600	70-174	.402	17-63	.270	47-70	.671	36-65	101-33.7	52-1	34	29	11	23	204-68.0

SCORE BY PERIODS:	1st	2nd	Total
Miami	111	116	227
Opponents	96	108	204

# Game-by-Game Stats

OPPONENT	DATE	SCORE	W/L	FG-FGA	PCT	3FG-FGA	PCT	FT-FTA	PCT	OFF-DEF	REB-AVG	PF	A	TO	BLK	STL	PTS-AVG
at MIAMI	11/14/09	83-53	W	30-52	.577	9-22	.409	14-20	.700	9-25	34-34.0	10	19	23	5	12	83-83.0
North Carolina Central				23-53	.434	3-11	.273	4-6	.667	7-16	23-23.0	18	12	26	2	13	53-53.0
at MIAMI	11/16/09	108-58	W	35-66	.530	14-27	.519	24-28	.857	17-35	52-43.0	13	26	16	2	10	108-95.5
Nova Southeastern				20-61	.328	10-28	.357	8-10	.800	8-16	24-23.5	23	12	21	1	7	58-55.5
MIAMI	11/19/09	74-54	W	27-54	.500	6-21	.286	14-22	.636	15-22	37-41.0	13	19	15	4	5	74-88.3
vs. Tulane				20-50	.400	4-18	.222	10-14	.714	9-17	26-24.3	20	7	11	1	10	54-55.0
MIAMI	11/20/09	67-60	W	26-52	.500	3-11	.273	12-24	.500	15-21	36-39.8	21	6	21	6	8	67-83.0
vs. UNC Wilmington				21-55	.382	6-19	.316	12-17	.706	15-18	33-26.5	21	9	18	4	5	60-56.2
MIAMI	11/22/09	85-70	W	30-56	.536	8-13	.615	17-29	.586	14-43	57-43.2	15	13	24	3	6	85-83.4
vs. South Carolina				26-76	.342	11-34	.324	7-15	.467	12-19	31-27.4	23	13	10	4	11	70-59.0
at MIAMI	11/25/09	77-58	W	26-65	.400	13-36	.361	12-26	.462	19-22	41-42.8	11	17	16	4	13	77-82.3
Florida Gulf Coast				23-56	.411	1-13	.077	11-17	.647	13-29	42-29.8	19	9	23	0	7	58-58.8
at MIAMI	11/28/09	70-41	W	29-59	.492	7-26	.269	5-8	.625	13-22	35-41.7	13	21	13	3	14	70-80.6
USC Upstate				16-46	.348	2-15	.133	7-8	.875	9-18	27-29.4	13	11	21	2	7	41-56.3
at MIAMI	12/2/09	63-58	W	25-56	.446	7-23	.304	6-11	.545	13-21	34-40.8	14	13	14	3	9	63-78.4
Minnesota				22-51	.431	7-19	.368	7-15	.467	12-21	33-29.9	16	12	12	4	7	58-56.5
MIAMI	12/6/09	60-61	L	25-53	.472	5-18	.278	5-6	.833	4-17	21-38.6	21	11	6	6	4	60-76.3
at Boston College*				20-58	.345	3-18	.167	18-25	.720	23-23	46-31.7	10	11	11	2	4	61-57.0
at MIAMI	12/12/09	91-54	W	33-59	.559	15-31	.484	10-14	.714	13-22	35-38.2	15	23	13	9	8	91-77.8
South Carolina State				18-54	.333	6-20	.300	12-16	.750	15-15	30-31.5	14	12	20	1	6	54-56.7
MIAMI	12/16/09	69-49	W	26-46	.565	6-13	.462	11-20	.550	7-30	37-38.1	14	16	11	5	5	69-77.0
at Stetson				17-51	.333	5-25	.200	10-13	.769	6-17	23-30.7	13	5	8	1	6	49-56.0
MIAMI	12/19/09	87-69	W	30-69	.435	8-16	.500	19-29	.655	24-31	55-39.5	22	13	16	8	9	87-77.8
vs. Florida Atlantic				23-59	.390	8-23	.348	15-23	.652	10-21	31-30.8	26	13	13	12	8	69-57.1
at MIAMI	12/21/09	80-59	W	30-68	.441	11-30	.367	9-15	.600	15-30	45-39.9	12	19	12	3	4	80-78.0
North Carolina A&T				20-55	.364	11-34	.324	8-14	.571	8-27	35-31.1	15	11	17	3	6	59-57.2
at MIAMI	12/30/09	73-55	W	24-49	.490	9-16	.563	16-27	.593	10-24	34-39.5	15	16	11	8	5	73-77.6
Bethune-Cookman				18-52	.346	4-12	.333	15-22	.682	13-22	35-31.4	21	8	14	4	4	55-57.1
MIAMI	1/3/10	86-63	W	30-57	.526	13-29	.448	13-20	.650	9-29	38-39.4	15	21	12	8	8	86-78.2
at Pepperdine				20-57	.351	7-21	.333	16-20	.800	9-20	29-31.2	14	13	11	1	9	63-57.5
at MIAMI	1/9/10	67-66	W	25-54	.463	6-19	.316	11-17	.647	11-25	36-39.2	18	14	15	4	3	67-77.5
Wake Forest*				21-58	.362	4-15	.267	20-25	.800	13-22	35-31.4	17	9	10	2	6	66-58.0
MIAMI	1/13/10	66-81	L	21-61	.344	6-27	.222	18-31	.581	15-24	39-39.2	26	11	13	7	7	66-76.8
at Virginia Tech*				25-53	.472	7-16	.438	24-33	.727	10-35	45-32.2	23	17	15	6	4	81-59.4
MIAMI	1/16/10	57-75	L	17-54	.315	4-19	.211	19-26	.731	12-22	34-38.9	19	8	12	4	5	57-75.7
at Virginia*				29-56	.518	6-14	.429	11-16	.688	7-27	34-32.3	17	19	9	1	6	75-60.2
at MIAMI	1/19/10	75-79	L	26-55	.473	7-17	.412	16-22	.727	12-25	37-38.8	16	16	11	6	5	75-75.7
Boston College*				31-63	.492	7-21	.333	10-17	.588	11-19	30-32.2	16	19	5	1	6	79-61.2
MIAMI	1/26/10	59-81	L	18-47	.383	4-13	.308	19-25	.760	10-19	29-38.3	21	5	17	3	8	59-74.8
at Maryland*				28-55	.509	7-15	.467	18-25	.720	13-22	35-32.3	18	19	11	1	7	81-62.2
at MIAMI	1/31/10	82-75	W	24-38	.632	9-17	.529	25-32	.781	4-19	23-37.6	20	17	20	1	6	82-75.2
Virginia Tech*				25-53	.472	5-19	.263	20-24	.833	12-12	24-32.0	27	17	15	0	10	75-62.8
MIAMI	2/2/10	53-62	L	16-54	.296	6-18	.333	15-20	.750	13-23	36-37.5	21	7	18	3	9	53-74.2
at Wake Forest*				18-44	.409	5-13	.385	21-27	.778	5-29	34-32.0	17	12	16	7	7	62-62.8
MIAMI	2/6/10	65-71	L	22-50	.440	6-15	.400	15-22	.682	10-20	30-37.2	24	7	14	2	3	65-73.8
at Florida State*				24-50	.480	6-15	.400	17-27	.630	9-23	32-32.0	18	15	11	5	9	71-63.1
at MIAMI	2/10/10	64-62	W	23-62	.371	8-24	.333	10-16	.625	18-24	42-37.4	16	10	12	6	7	64-73.4
Georgia Tech*				24-62	.387	6-17	.353	8-16	.500	19-26	45-32.6	17	10	13	8	8	62-63.1
MIAMI	2/13/10	66-74	L	26-50	.520	7-20	.350	7-17	.412	8-20	28-37.0	22	15	14	1	8	66-73.1
at Clemson*				20-44	.455	9-21	.429	25-31	.806	8-23	31-32.5	15	12	11	5	8	74-63.5
at MIAMI	2/17/10	74-81	L	25-45	.556	4-12	.333	20-27	.741	11-20	31-36.8	21	14	22	1	7	74-73.1
Duke*				25-60	.417	13-29	.448	18-22	.818	17-12	29-32.4	21	17	15	2	12	81-64.2
at MIAMI	2/23/10	74-62	W	28-59	.475	7-21	.333	11-13	.846	10-29	39-36.9	12	18	8	4	4	74-73.1
Virginia*				20-57	.351	10-24	.417	12-15	.800	9-22	31-32.3	15	12	8	2	6	62-64.1
at MIAMI	2/27/10	66-71	L	24-51	.471	6-19	.316	12-16	.750	10-21	31-36.6	23	12	14	2	5	66-72.9
NC State*				24-47	.511	4-7	.571	19-31	.613	10-19	29-32.2	15	14	10	3	7	71-64.4
MIAMI	3/2/10	62-69	L	23-66	.348	8-34	.235	8-12	.667	8-19	27-36.3	20	12	8	7	13	62-72.5
at North Carolina*				23-57	.404	6-18	.333	17-23	.739	15-36	51-32.9	11	16	17	6	5	69-64.5
at MIAMI	3/6/10	60-61	L	19-46	.413	3-15	.200	19-22	.864	7-17	24-35.9	12	7	9	5	7	60-72.1
Florida State*				23-46	.500	10-18	.556	5-8	.625	8-20	28-32.7	19	17	17	3	5	61-64.4
MIAMI	3/11/10	83-62	W	30-58	.517	8-17	.471	15-18	.833	11-28	39-36.0	22	14	8	4	4	83-72.5
vs. Wake Forest (ACC Tournament)				20-57	.351	4-17	.235	18-28	.643	15-19	34-32.7	15	6	10	5	5	62-64.3
MIAMI	3/12/10	70-65	W	25-54	.463	4-16	.250	16-21	.762	12-34	46-36.3	17	11	18	5	4	70-72.4
vs. Virginia Tech (ACC Tournament)				24-63	.381	6-24	.250	11-18	.611	9-20	29-32.6	18	12	8	1	13	65-64.3
MIAMI	3/13/10	74-77	L	25-55	.455	8-15	.533	16-21	.762	6-18	24-35.9	19	10	8	4	4	74-72.4
vs. Duke (ACC Tournament)				26-54	.481	7-22	.318	18-24	.750	12-26	38-32.8	19	16	11	5	5	77-64.7

OPPONENT	DATE	SCORE	W/L	1 SCOTT	3 GRANT	11 QUIGTAR	12 ALLEN	20 MCGOWAN	21 COLLINS	22 KIRK	23 DEWS
NORTH CAROLINA CENTRAL	11/14/09	83-53	W	4-4-10	6-4-3	0-0-0	2-2-0	9-0-0	12-6-0	4-4-0	8-2-1
NOVA SOUTHEASTERN	11/16/09	108-58	W	14-5-8	17-1-4	2-0-0	8-3-7	6-8-1	9-9-1	4-5-0	19-2-1
vs. Tulane	11/19/09	74-54	W	10-5-5	10-2-4	DNP	0-0-0	4-2-1	22-14-3	2-0-0	4-2-3
vs. UNC Wilmington	11/20/09	67-60	W	2-3-2	18-1-2	DNP	0-0-0	9-9-1	9-5-1	0-0-0	17-4-0
vs. South Carolina	11/22/09	85-70	W	8-10-3	7-1-3	DNP	DNP	4-6-0	17-15-1	DNP	22-2-1
FLORIDA GULF COAST	11/25/09	77-58	W	8-4-4	14-5-4	DNP	0-0-0	5-8-2	8-7-1	DNP	15-2-2
USC UPSTATE	11/28/09	70-41	W	3-6-1	6-1-5	DNP	5-3-1	4-5-0	17-3-3	DNP	5-0-2
MINNESOTA	12/2/09	63-58	W	20-5-3	16-2-2	DNP	DNP	0-3-1	9-11-2	DNP	11-2-2
at Boston College*	12/6/09	60-61	L	4-4-2	18-0-4	DNP	0-0-0	4-2-0	4-1-0	DNP	6-3-2
SOUTH CAROLINA STATE	12/12/09	91-54	W	5-1-6	6-1-6	3-2-0	9-2-1	2-1-0	11-7-0	DNP	20-0-2
at Stetson	12/16/09	69-49	W	4-4-4	9-2-4	DNP	0-0-0	2-1-0	20-15-2	DNP	6-0-2
vs. Florida Atlantic	12/19/09	87-69	W	13-1-4	7-2-2	DNP	6-2-2	5-4-1	17-14-0	DNP	15-9-1
NORTH CAROLINA A&T	12/21/09	80-59	W	13-5-4	14-4-5	DNP	6-0-1	10-2-0	13-9-3	DNP	10-2-1
BETHUNE-COOKMAN	12/30/09	73-55	W	8-2-8	8-1-0	DNP	6-0-0	5-4-0	7-7-2	DNP	12-4-2
at Pepperdine	1/3/10	86-63	W	4-4-4	3-1-4	0-0-2	4-1-0	7-5-2	8-3-2	DNP	21-4-1
WAKE FOREST*	1/9/10	67-66	W	10-2-3	14-3-6	DNP	0-0-0	0-2-0	23-11-0	DNP	6-4-3
at Virginia Tech*	1/13/10	66-81	L	8-3-2	9-0-4	DNP	DNP	4-1-0	9-9-2	DNP	11-3-1
at Virginia*	1/16/10	57-75	L	7-1-0	7-3-5	DNP	3-0-0	0-0-0	11-9-1	DNP	13-1-0
BOSTON COLLEGE*	1/19/10	75-79	L	9-6-3	11-1-5	DNP	DNP	0-0-0	15-11-0	DNP	10-4-2
at Maryland*	1/26/10	59-81	L	13-4-2	6-1-1	DNP	0-0-0	6-4-0	5-10-0	DNP	11-2-1
VIRGINIA TECH*	1/31/10	82-75	W	12-4-4	13-2-1	DNP	DNP	5-3-4	7-4-1	DNP	21-1-4
at Wake Forest*	2/2/10	53-62	L	9-6-2	0-1-2	DNP	DNP	3-4-1	5-2-1	DNP	10-5-0
at Florida State*	2/6/10	65-71	L	9-0-2	9-4-1	DNP	DNP	DNP	11-5-0	DNP	15-4-1
GEORGIA TECH*	2/10/10	64-62	W	2-3-2	11-3-5	DNP	DNP	0-1-0	13-11-0	DNP	6-2-1
at Clemson*	2/13/10	66-74	L	10-3-3	13-0-4	DNP	DNP	0-0-0	8-4-0	DNP	9-2-2
DUKE*	2/17/10	74-81	L	19-4-4	0-1-2	DNP	DNP	0-0-0	21-9-2	DNP	16-2-3
VIRGINIA*	2/23/10	74-62	W	11-4-2	8-3-4	DNP	DNP	0-0-0	18-6-5	DNP	13-7-3
NC STATE*	2/27/10	66-71	L	13-3-5	5-2-4	DNP	DNP	0-1-0	15-7-1	DNP	9-4-1
at North Carolina*	3/2/10	62-69	L	29-5-1	12-5-8	DNP	DNP	0-0-0	3-1-0	DNP	2-4-0
FLORIDA STATE*	3/6/10	60-61	L	14-5-1	6-1-0	DNP	DNP	0-4-0	DNP	DNP	7-1-3
vs. Wake Forest	3/11/10	83-62	W	6-5-4	9-0-5	0-0-0	0-0-0	0-0-0	DNP	DNP	15-4-2
vs. Virginia Tech	3/12/10	70-65	W	17-6-2	9-2-4	DNP	DNP	7-3-0	DNP	DNP	8-9-1
vs. Duke	3/13/10	74-77	L	21-4-3	17-2-4	DNP	DNP	0-1-0	DNP	DNP	8-0-1

OPPONENT	DATE	SCORE	W/L	25 ADAMS	30 THOMAS	31 JONES	42 JOHNSON	45 GAMBLE
NORTH CAROLINA CENTRAL	11/14/09	83-53	W	3-4-0	16-2-3	5-1-0	4-0-1	10-3-1
NOVA SOUTHEASTERN	11/16/09	108-58	W	10-2-0	3-1-3	9-6-1	2-2-0	5-4-0
vs. Tulane	11/19/09	74-54	W	4-2-1	12-6-2	4-2-0	DNP	2-1-0
vs. UNC Wilmington	11/20/09	67-60	W	0-0-0	3-1-0	4-3-0	3-1-0	2-0-0
vs. South Carolina	11/22/09	85-70	W	3-2-0	9-3-2	8-5-2	7-7-1	0-0-0
FLORIDA GULF COAST	11/25/09	77-58	W	6-3-2	0-3-1	16-5-1	5-2-0	0-1-0
USC UPSTATE	11/28/09	70-41	W	1-3-1	8-0-1	4-1-3	13-6-0	4-5-4
MINNESOTA	12/2/09	63-58	W	2-1-1	3-3-1	0-3-0	2-1-1	0-1-0
at Boston College*	12/6/09	60-61	L	4-1-1	5-1-1	8-4-1	7-3-0	0-0-0
SOUTH CAROLINA STATE	12/12/09	91-54	W	5-4-1	11-2-2	8-2-1	11-6-1	0-4-3
at Stetson	12/16/09	69-49	W	4-5-0	11-4-4	9-2-0	0-0-0	4-2-0
vs. Florida Atlantic	12/19/09	87-69	W	9-2-1	5-3-1	DNP	8-10-1	2-1-0
NORTH CAROLINA A&T	12/21/09	80-59	W	1-8-1	6-2-0	DNP	5-8-1	2-4-3
BETHUNE-COOKMAN	12/30/09	73-55	W	6-2-0	9-3-2	5-2-1	7-7-0	0-0-1
at Pepperdine	1/3/10	86-63	W	5-1-2	15-5-3	7-1-1	8-7-0	4-3-0
WAKE FOREST*	1/9/10	67-66	W	0-1-0	9-3-1	0-1-1	0-3-0	5-2-0
at Virginia Tech*	1/13/10	66-81	L	6-2-1	3-3-0	8-3-0	8-10-1	0-0-0
at Virginia*	1/16/10	57-75	L	0-1-0	8-5-1	2-0-0	6-8-1	0-0-0
BOSTON COLLEGE*	1/19/10	75-79	L	2-2-3	8-1-3	1-0-0	15-9-0	4-1-0
at Maryland*	1/26/10	59-81	L	4-1-1	8-1-0	6-2-0	0-2-0	0-1-0
VIRGINIA TECH*	1/31/10	82-75	W	3-1-0	8-1-2	4-1-0	7-4-1	2-0-0
at Wake Forest*	2/2/10	53-62	L	13-3-0	0-2-0	2-2-0	8-6-1	3-3-0
at Florida State*	2/6/10	65-71	L	5-3-1	5-4-1	0-0-0	2-0-0	9-3-1
GEORGIA TECH*	2/10/10	64-62	W	6-3-0	12-2-0	DNP	10-7-0	4-7-2
at Clemson*	2/13/10	66-74	L	5-0-2	9-4-1	4-1-2	5-4-0	3-5-1
DUKE*	2/17/10	74-81	L	2-2-0	7-5-2	5-2-0	0-1-0	4-1-1
VIRGINIA*	2/23/10	74-62	W	3-3-0	8-3-1	0-0-0	0-0-0	13-12-3
NC STATE*	2/27/10	66-71	L	9-1-0	3-4-1	DNP	6-4-0	6-4-0
at North Carolina*	3/2/10	62-69	L	0-1-0	6-1-1	DNP	2-3-0	8-7-2
FLORIDA STATE*	3/6/10	60-61	L	0-2-0	10-2-3	6-1-0	12-3-0	5-1-0
vs. Wake Forest	3/11/10	83-62	W	0-0-0	9-5-0	14-4-0	22-4-2	8-13-1
vs. Virginia Tech	3/12/10	70-65	W	DNP	8-1-1	14-4-1	5-12-1	2-5-1
vs. Duke	3/13/10	74-77	L	0-0-0	3-4-2	7-2-0	14-8-0	4-2-0



GARRUS ADAMS





**JAMES DEWS**  
HIT THE GAME-WINNER  
AS THE HURRICANES  
KNOCKED OFF NO. 20/20  
GEORGIA TECH, 64-62

OPPONENT	DATE	SCORE	W/L	POINTS	REBOUNDS	ASSISTS	STEALS	BLOCKED SHOTS
NC CENTRAL	11/14/09	83-53	W	(16) Thomas	(6) Collins	(10) Scott	(2) Four Players	(2) Gamble, McGowan
NOVA SOUTHEASTERN	11/16/09	108-58	W	(19) Dews	(9) Collins	(8) Scott	(2) Gamble	(1) McGowan, Gamble
vs. Tulane	11/19/09	74-54	W	(22) Collins	(14) Collins	(5) Scott	(2) Dews	(2) Collins
vs. UNC Wilmington	11/20/09	67-60	W	(18) Grant	(9) McGowan	(2) Grant, Scott	(3) Scott	(5) McGowan
vs. South Carolina	11/22/09	85-70	W	(22) Dews	(15) Collins	(3) Scott, Grant	(2) Thomas	(1) Johnson, Jones, Gamble
FLORIDA GULF COAST	11/25/09	77-58	W	(16) Jones	(8) McGowan	(4) Scott, Grant	(3) Dews	(2) McGowan
USC UPSTATE	11/28/09	70-41	W	(17) Collins	(6) Johnson, Scott	(5) Grant	(2) Five Players	(2) Collins
MINNESOTA	12/2/09	63-58	W	(20) Scott	(11) Collins	(3) Scott	(4) Scott	(1) Scott, Johnson, Thomas
at Boston College	12/6/09	60-61	L	(18) Grant	(4) Jones, Scott	(4) Grant	(3) Scott	(3) McGowan
SC STATE	12/12/09	91-54	W	(20) Dews	(7) Collins	(6) Grant, Scott	(2) McGowan, Scott	(3) Jones, McGowan
at Stetson	12/16/09	69-49	W	(20) Collins	(15) Collins	(4) Thomas, Grant, Scott	(1) Five Players	(2) Jones
vs. Florida Atlantic	12/19/09	87-69	W	(17) Collins	(14) Collins	(4) Scott	(3) Dews	(3) Johnson
NC A&T	12/21/09	80-59	W	(14) Grant	(9) Collins	(5) Grant	(1) Four Players	(2) Adams
BETHUNE-COOKMAN	12/30/09	73-55	W	(12) Dews	(7) Johnson, Collins	(8) Scott	(2) Dews	(2) Jones, Collins
at Pepperdine	1/3/10	86-63	W	(21) Dews	(7) Johnson	(4) Grant, Scott	(2) Jones, Grant	(3) Collins
WAKE FOREST*	1/9/10	67-66	W	(23) Collins	(11) Collins	(6) Grant	(1) McGowan, Dews, Scott	(3) Collins
at Virginia Tech*	1/13/10	66-81	L	(11) Dews	(10) Johnson	(4) Grant	(2) Dews, Adams	(3) Collins
at Virginia*	1/16/10	57-75	L	(13) Dews	(9) Collins	(5) Grant	(2) Thomas	(2) Gamble
BOSTON COLLEGE*	1/19/10	75-79	L	(15) Johnson, Collins	(11) Collins	(5) Grant	(1) Five Players	(2) Adams, Collins
at Maryland*	1/26/10	59-81	L	(13) Scott	(10) Collins	(2) Scott	(2) Scott, Thomas, Adams	(2) McGowan
VIRGINIA TECH*	1/31/10	82-75	W	(21) Dews	(4) Johnson, Collins, Scott	(4) Dews, McGowan, Scott	(2) Collins	(1) Gamble
at Wake Forest*	2/2/10	53-62	L	(13) Adams	(6) Scott, Johnson	(2) Grant, Scott	(2) Scott, Gamble	(2) Collins
at Florida State*	2/6/10	65-71	L	(15) Dews	(5) Collins	(2) Scott	(1) Adams, Thomas, Dews	(1) Gamble, Collins
GEORGIA TECH*	2/10/10	64-62	W	(13) Collins	(11) Collins	(5) Grant	(2) Dews, Gamble	(3) Collins
at Clemson*	2/13/10	66-74	L	(13) Grant	(5) Gamble	(4) Grant	(2) Collins, Gamble, Scott	(1) Dews
DUKE*	2/17/10	74-81	L	(21) Collins	(9) Collins	(4) Scott	(2) Dews, Scott	(1) Jones
VIRGINIA*	2/23/10	74-62	W	(18) Collins	(12) Gamble	(5) Collins	(1) Four Players	(2) Collins
NC STATE*	2/27/10	66-71	L	(15) Collins	(7) Collins	(5) Scott	(3) Scott	(1) Collins, Scott
at North Carolina*	3/2/10	62-69	L	(29) Scott	(7) Gamble	(8) Grant	(4) Thomas	(4) Gamble
FLORIDA STATE*	3/6/10	60-61	L	(14) Scott	(5) Scott	(3) Thomas, Dews	(2) Thomas	(4) Johnson
vs. Wake Forest (ACC)	3/11/10	83-62	W	(22) Johnson	(13) Gamble	(5) Grant	(1) Four Players	(3) Gamble
vs. Virginia Tech (ACC)	3/12/10	70-65	W	(17) Scott	(12) Johnson	(4) Grant	(1) Four Players	(3) Johnson
vs. Duke (ACC)	3/13/10	74-77	L	(21) Scott	(8) Johnson	(4) Grant	(2) Scott	(2) Johnson



### Miami — INDIVIDUAL GAME HIGHS

POINTS	29	Durand Scott at North Carolina (3/2/10)
FIELD GOALS MADE	11	Durand Scott at North Carolina (3/2/10)
FIELD GOAL ATTEMPTS	17	Durand Scott vs. Minnesota (12/2/09)
FG PCT (min 5 made)	1.000 (8-8)	Reggie Johnson vs. Wake Forest (3/11/10)
		Dwayne Collins vs. Tulane (11/19/09)
3 PT FG MADE	6	James Dews vs. South Carolina State (12/12/09)
3 PT FG ATTEMPTS	10	Malcolm Grant vs. Florida Gulf Coast (11/25/09)
3-PT FG PCT (min 2 made)	1.000 (3-3)	James Dews vs. South Carolina (11/22/09)
FREE THROWS MADE	11	Dwayne Collins vs. Duke (2/17/10)
FREE THROW ATTEMPTS	14	Dwayne Collins vs. Duke (2/17/10)
FT PCT (min 3 made)	1.000 (6-6)	Malcolm Grant vs. Duke (3/13/10)
		Reggie Johnson vs. Wake Forest (3/11/10)
		James Dews at Virginia (1/16/10)
		Reggie Johnson vs. Florida Atlantic (12/19/09)
REBOUNDS	15	Dwayne Collins at Stetson (12/16/09)
		Dwayne Collins vs. South Carolina (11/22/09)
ASSISTS	10	Durand Scott vs. North Carolina Central (11/14/09)
STEALS	4	Adrian Thomas at North Carolina (3/2/10)
		Durand Scott vs. Minnesota (12/2/09)
BLOCKED SHOTS	5	Cyrus McGowan vs. UNC Wilmington (11/20/09)
TURNOVERS	7	Durand Scott vs. South Carolina (11/22/09)

### Miami — TEAM GAME HIGHS

POINTS	108	vs. Nova Southeastern (11/16/09)
FIELD GOALS MADE	35	vs. Nova Southeastern (11/16/09)
FIELD GOAL ATTEMPTS	69	vs. Florida Atlantic (12/19/09)
FIELD GOAL PERCENTAGE	.632 (24-38)	vs. Virginia Tech (1/31/10)
3 PT FIELD GOALS MADE	15	vs. South Carolina State (12/12/09)
3 PT FG ATTEMPTS	36	vs. Florida Gulf Coast (11/25/09)
3 PT FG PERCENTAGE	.615 (8-13)	vs. South Carolina (11/22/09)
FREE THROWS MADE	25	vs. Virginia Tech (1/31/10)
FREE THROW ATTEMPTS	32	vs. Virginia Tech (1/31/10)
FREE THROW PERCENTAGE	.864 (19-22)	vs. Florida State (3/6/10)
REBOUNDS	57	vs. South Carolina (11/22/09)
ASSISTS	26	vs. Nova Southeastern (11/16/09)
STEALS	14	vs. USC Upstate (11/28/09)
BLOCKED SHOTS	9	vs. South Carolina State (12/12/09)
TURNOVERS	24	vs. South Carolina (11/22/09)
FOULS	26	at Virginia Tech (1/13/10)

### Miami — TEAM GAME LOWS

POINTS	53	at Wake Forest (2/2/10)
FIELD GOALS MADE	16	at Wake Forest (2/2/10)
FIELD GOAL ATTEMPTS	38	vs. Virginia Tech (1/31/10)
FIELD GOAL PERCENTAGE	.296 (16-54)	at Wake Forest (2/2/10)
3 PT FIELD GOALS MADE	3	vs. UNC Wilmington (11/20/09); vs. Florida State (3/6/10)
3 PT FG ATTEMPTS	11	vs. UNC Wilmington (11/20/09)
3 PT FG PERCENTAGE	.200 (3-15)	vs. Florida State (3/6/10)
FREE THROWS MADE	5	vs. USC Upstate (11/28/09); at Boston College (12/6/09)
		at Boston College (12/6/09)
FREE THROW ATTEMPTS	6	at Boston College (12/6/09)
FREE THROW PERCENTAGE	.412 (7-17)	at Clemson (2/13/10)
REBOUNDS	21	at Boston College (12/6/09)
ASSISTS	5	at Maryland (1/26/10)
STEALS	3	vs. Wake Forest (1/9/10); at Florida State (2/6/10)
BLOCKED SHOTS	1	vs. Virginia Tech (1/31/10); at Clemson (2/13/10); vs. Duke (2/17/10)
TURNOVERS	6	at Boston College (12/6/09)
FOULS	10	vs. North Carolina Central (11/14/09)

### Opponent — INDIVIDUAL GAME HIGHS

POINTS	31	Joe Trapani, Boston College (1/19/10)
FIELD GOALS MADE	11	Joe Trapani, Boston College (1/19/10)
FIELD GOAL ATTEMPTS	23	Devan Downey, vs. South Carolina (11/22/09)
FG PCT (min 5 made)	.833 (5-6)	Terrell Bell, at Virginia Tech (1/13/10)
3 PT FG MADE	6	Sylen Landesberg, Virginia (2/23/10)
3 PT FG ATTEMPTS	11	Devan Downey, vs. South Carolina (11/22/09)
3-PT FG PCT (min 2 made)	1.000 (3-3)	Jeff Jones, at Virginia (1/16/10)
		Terrell Bell, at Virginia Tech (1/13/10)
		Brian Cahill, Nova Southeastern (11/16/09)
FREE THROWS MADE	14	Malcolm Delaney, at Virginia Tech (1/13/10)
FREE THROW ATTEMPTS	16	Malcolm Delaney, at Virginia Tech (1/13/10)
FT PCT (min 3 made)	1.000 (6-6)	Kyle Singler, vs. Duke (3/12/10)
		C.J. Harris, at Wake Forest (2/2/10)
		Malcolm Delaney, Virginia Tech (1/31/10)
REBOUNDS	18	Gani Lawal, Georgia Tech (2/10/10)
ASSISTS	9	Greivis Vasquez, at Maryland (1/26/10)
		Malcolm Delaney, at Virginia Tech (1/13/10)
STEALS	5	Brian Zoubek, Duke (2/17/10)
		Jon Scheyer, Duke (2/17/10)
		Al Nolen, Minnesota (12/2/09)
BLOCKED SHOTS	5	Brett Royster, vs. Florida Atlantic (12/19/09)
TURNOVERS	9	Tavarus Alston, North Carolina A&T (12/21/09)

### Opponent — TEAM GAME HIGHS

POINTS	81	Duke (2/17/10); at Maryland (1/26/10); at Va. Tech (1/13/10)
FIELD GOALS MADE	31	Boston College (1/19/10)
FIELD GOAL ATTEMPTS	76	vs. South Carolina (11/22/09)
FIELD GOAL PERCENTAGE	.518 (29-56)	at Virginia (1/16/10)
3 PT FIELD GOALS MADE	13	Duke (2/17/10)
3 PT FG ATTEMPTS	34	North Carolina A&T (12/21/09); vs. South Carolina (11/22/09)
3 PT FG PERCENTAGE	.571 (4-7)	NC State (2/27/10)
FREE THROWS MADE	25	at Clemson (2/13/10)
FREE THROW ATTEMPTS	33	at Virginia Tech (1/13/10)
FREE THROW PERCENTAGE	.875 (7-8)	USC Upstate (11/28/09)
REBOUNDS	51	at North Carolina (3/2/10)
ASSISTS	19	at Maryland (1/26/10); Boston College (1/19/10); at Virginia (1/16/10)
STEALS	13	vs. Virginia Tech (3/12/10); North Carolina Central (11/14/09)
BLOCKED SHOTS	12	vs. Florida Atlantic (12/19/09)
TURNOVERS	26	North Carolina Central (11/14/09)
FOULS	27	Virginia Tech (1/31/10)

### Opponent — TEAM GAME LOWS

POINTS	41	USC Upstate (11/28/09)
FIELD GOALS MADE	16	USC Upstate (11/28/09)
FIELD GOAL ATTEMPTS	44	at Wake Forest (2/2/10); at Clemson (2/13/10)
FIELD GOAL PERCENTAGE	.328 (20-61)	Nova Southeastern (11/16/09)
3 PT FIELD GOALS MADE	1	Florida Gulf Coast (11/25/09)
3 PT FG ATTEMPTS	7	NC State (2/27/10)
3 PT FG PERCENTAGE	.077 (1-13)	Florida Gulf Coast (11/25/09)
FREE THROWS MADE	4	North Carolina Central (11/14/09)
FREE THROW ATTEMPTS	6	North Carolina Central (11/14/09)
FREE THROW PERCENTAGE	.467	(7-15) vs. South Carolina (11/22/09); (7-15) vs. Minnesota (12/2/09)
REBOUNDS	23	North Carolina Central (11/14/09); at Stetson (12/16/09)
ASSISTS	5	at Stetson (12/16/09)
STEALS	4	at Boston College (12/6/09); Bethune-Cookman (12/30/09); at Virginia Tech (1/13/10)
BLOCKED SHOTS	0	Florida Gulf Coast (11/25/09); Virginia Tech (1/31/10)
TURNOVERS	5	Boston College (1/19/10)
FOULS	10	at Boston College (12/6/09)

## TOP INDIVIDUAL PERFORMANCES

### SCORING

29	Durand Scott at North Carolina, 3/2/10
23	Dwayne Collins vs. Wake Forest, 1/9/10
22	Reggie Johnson vs. Wake Forest, 3/11/10
22	James Dews vs. South Carolina, 11/22/09
22	Dwayne Collins vs. Tulane, 11/19/09

### REBOUNDS

15	Dwayne Collins at Stetson, 12/16/09
15	Dwayne Collins vs. South Carolina State, 11/22/09
14	Dwayne Collins vs. Tulane, 11/19/09
14	Dwayne Collins vs. Florida Atlantic, 12/19/09
13	Julian Gamble vs. Wake Forest, 3/11/10

### ASSISTS

10	Durand Scott vs. North Carolina Central, 11/14/09
8	Malcolm Grant at North Carolina, 3/2/10
8	Durand Scott vs. Bethune-Cookman, 12/30/09
8	Durand Scott vs. Nova Southeastern, 11/16/09

### BLOCKS

5	Cyrus McGowan vs. UNC Wilmington, 11/20/09
4	Reggie Johnson vs. Florida State, 3/6/20
4	Julian Gamble at North Carolina, 3/2/10

### STEALS

4	Adrian Thomas at North Carolina, 3/2/10
4	Durand Scott vs. Minnesota, 12/2/09

### DOUBLE-FIGURE SCORING GAMES

20	James Dews
16	Dwayne Collins, Durand Scott
14	Malcolm Grant
7	Reggie Johnson, Adrian Thomas
3	DeQuan Jones
2	Garrius Adams, Julian Gamble
1	Cyrus McGowan

### 20-POINT GAMES

4	Dwayne Collins, James Dews
3	Durand Scott
1	Reggie Johnson

### DOUBLE-FIGURE REBOUNDING GAMES

9	Dwayne Collins
2	Julian Gamble, Reggie Johnson
1	Durand Scott

### DOUBLE-DOUBLES

7	Dwayne Collins
1	Julian Gamble

### GAMES LEADING MIAMI IN SCORING

10	Dwayne Collins
9	James Dews
6	Durand Scott
4	Malcolm Grant
2	Reggie Johnson
1	Garrius Adams, DeQuan Jones, Adrian Thomas

### GAMES LEADING MIAMI IN REBOUNDING

19	Dwayne Collins
8	Reggie Johnson
5	Durand Scott
4	Julian Gamble
2	Cyrus McGowan
1	DeQuan Jones



### GAMES LEADING MIAMI IN ASSISTS

20	Malcolm Grant
18	Durand Scott
2	James Dews, Adrian Thomas
1	Dwayne Collins, Cyrus McGowan

### MIAMI'S LARGEST...

Lead	53 vs. Nova Southeastern, 11/16/09
Deficit	35 at Virginia Tech, 1/13/10
Halftime Lead	43 vs. Nova Southeastern, 11/16/09
Halftime Deficit	27 at Virginia Tech, 1/13/10
Margin of Victory	50 vs. Nova Southeastern, 11/16/09
Margin of Defeat	22 at Maryland, 1/26/10
Deficit Overcome for a Win	14 vs. UNC Wilmington, 11/20/09
Second Half Deficit Overcome for a Win	5 vs. Wake Forest, 1/9/10
	5 vs. Minnesota, 1/9/10
Home Crowd	7,189 vs. Virginia Tech, 1/31/10
Road Crowd	17,950 at Maryland, 1/26/10
Neutral Crowd	23,381 vs. three opponents; last vs. Duke at ACC Tournament, 3/13/10

## THE HURRICANES WHEN...

Leading at the half	18-3
Trailing at the half	2-9
Tied at the half	0-1
Scoring 90 or more points	2-0
Scoring 80-89 points	7-0
Scoring 70-79 points	6-3
Scoring 60-69 points	5-7
Scoring 50-59 points	0-3
Allowing 80-89 points	0-3
Allowing 70-79 points	2-6
Allowing 60-69 points	8-4
Allowing 50-59 points	8-0
Allowing under 50 points	2-0
Shooting 50% or better from field	10-2
Shooting 40-49% from the field	9-6
Shooting 30-39% from the field	1-4
Shooting under 30% from the field	0-1
Allowing 50% or better from the field	0-4
Allowing 40-49% from the field	5-8
Allowing 30-39% from the field	15-1
Outrebounding opponents	16-4
Outrebounded by opponent	4-8
Same number of rebs as opponent	0-1
More turnovers than opponent	10-8
Fewer turnovers than opponent	9-5
Same number of TOs as opponent	1-0
Sunday	4-1
Monday	1-0
Tuesday	1-4
Wednesday	5-2
Thursday	2-0
Friday	2-0
Saturday	5-6
In November	7-0
In December	6-1
In January	3-4
In February	2-5
In March	2-3
Leading with 4:00 left	18-1
Trailing with 4:00 left	0-12
Tied with 4:00 left	2-0
Leading with 2:00 left	18-2
Trailing with 2:00 left	1-9
Tied with 2:00 left	1-1
Late games (9 p.m. or later)	0-1
Evening games (6 p.m. or later)	11-7
Afternoon games (before 6 p.m.)	9-5
TV games	11-12
Against ranked opponents	1-2
Games decided by five points or less	4-5
Games decided by six to nine points	2-5
Games decided by 10 or more points	14-3
In white uniforms	12-2
In black uniforms	4-6
In green uniforms	2-1
In new white Nike Hyper Elite uniforms	2-2
In new green Nike Hyper Elite uniforms	0-2

TEAM	ACC Games					Overall					NEU STREAK	
	W	L	PCT.	HM	RD	W	L	PCT.	HM	RD		
Duke (3/1)*~\$	13	3	.813	8-0	5-3	35	5	.875	17-0	5-5	13-0	Won 10
Maryland (20/18) ^	13	3	.813	8-0	5-3	24	9	.727	15-1	7-3	2-5	Lost 1
Florida State ^	10	6	.625	5-3	5-3	22	10	.688	13-3	6-5	3-2	Lost 2
Virginia Tech (RV/-) +	10	6	.625	7-1	3-5	25	9	.735	17-2	6-5	2-2	Lost 1
Wake Forest ^	9	7	.563	7-1	2-6	20	11	.645	13-2	6-7	1-2	Lost 1
Clemson ^	9	7	.563	7-1	2-6	21	11	.656	14-2	5-6	2-3	Lost 3
Georgia Tech (RV/RV)^	7	9	.438	6-2	1-7	23	13	.639	14-2	3-8	6-3	Lost 1
Boston College	6	10	.375	5-3	1-7	15	16	.484	11-6	3-7	1-3	Lost 2
Virginia	5	11	.313	3-5	2-6	15	16	.484	11-6	2-8	2-2	Lost 1
North Carolina +	5	11	.313	3-5	2-6	20	17	.541	14-5	4-8	2-4	Lost 1
NC State +	5	11	.313	3-5	2-6	20	16	.556	10-7	5-8	5-1	Lost 1
Miami	4	12	.250	4-4	0-8	20	13	.606	12-4	2-8	6-1	Lost 1

AP Ranking followed by ESPN/USA Today Ranking | \* ACC Tournament Champion | ^ NCAA Tournament participant | \$ NCAA Champion | + NIT participant

## 2010 ACC BASKETBALL TOURNAMENT

Greensboro, N.C. — Greensboro Coliseum

### FIRST ROUND, MARCH 11

#9 Virginia d. #8 Boston College, 68-62  
#12 Miami d. #5 Wake Forest, 83-62  
#7 Georgia Tech d. #10 North Carolina, 62-58  
#11 NC State d. #6 Clemson, 59-57

### QUARTERFINALS, MARCH 12

#1 Duke d. #9 Virginia, 57-46  
#12 Miami d. #4 Virginia Tech, 70-65  
#7 Georgia Tech d. #2 Maryland, 69-64  
#11 NC State d. #3 Florida State, 58-52

### SEMIFINALS, MARCH 13

#1 Duke d. #12 Miami, 77-74  
#7 Georgia Tech d. #11 NC State, 57-54

### FINALS, MARCH 14

#1 Duke d. #7 Georgia Tech, 65-61

## 2010 ACC ALL-TOURNAMENT TEAMS

### FIRST TEAM

Derrick Favors, Georgia Tech; Jon Scheyer, Duke; **Durand Scott, Miami**; Kyle Singler, Duke; Nolan Smith, Duke

### SECOND TEAM

**Reggie Johnson, Miami**; Gani Lawal, Georgia Tech; Iman Shumpert, Georgia Tech; Tracy Smith, NC State; Scott Wood, NC State

### TOURNAMENT MVP

Kyle Singler, Duke

## 2010 ACC HONORS

### PLAYER OF THE YEAR

Greivis Vasquez, Maryland

### ROOKIE OF THE YEAR

Derrick Favors, Georgia Tech

### DEFENSIVE PLAYER OF THE YEAR

Chris Singleton, Florida State

### COACH OF THE YEAR

Gary Williams, Maryland

### FIRST-TEAM ALL-ACC

Greivis Vasquez, SR, MD 159  
Jon Scheyer, SR, DU 159  
Malcolm Delaney, JR, VT 159  
Trevor Booker, SR, CU 137  
Kyle Singler, JR, DU 134

### SECOND-TEAM ALL-ACC

Al-Farouq Aminu, SO, WF 126  
Nolan Smith, JR, DU 104  
Sylvan Landesberg, SO, UVA 95  
Tracy Smith, JR, ST 82  
Ishmael Smith, SR, WF 76

### THIRD-TEAM ALL-ACC

Gani Lawal, JR, GT 73  
Dorenzo Hudson, JR, VT 51  
Chris Singleton, SO, FSU 50  
Joe Trapani, JR, BC 38  
Solomon Alabi, SO, FSU 30

### ALL-FRESHMAN TEAM

Derrick Favors, WF 52  
Jordan Williams, MD 51  
**Durand Scott, UM 44**  
C.J. Harris, WF 41  
Michael Snaer, FSU 35


### ALL-DEFENSIVE TEAM

Chris Singleton, SO, FSU 48  
Solomon Alabi, SO, FSU 39  
Trevor Booker, SR, CU 21  
Lance Thomas, SR, DU 17  
L.D. Williams, SR, WF 16

### ALL-ACC ACADEMIC TEAM

#### ANTOINE ALLEN, FR, UM

Ben Boggs, FR, VT  
C.J. Harris, FR, WF  
Luke Loucks, SO, FSU  
Ryan Kelly, FR, DU  
Jerome Meyinsse, SR, UVA  
Glen Rice, FR, GT  
Will Sherrill, JR, UVA  
Tanner Smith, SO, CU  
Andre Young, SO, CU  
Tyler Zeller, SO, UNC  
Brian Zoubek, SR, DU



DURAND SCOTT



SCORING

##	PLAYER (NCAA RANK)	G	FG	3FG	FT	PTS	AVG
1.	Malcolm Delaney, Jr., VT (26)	33	187	63	230	667	20.2
2.	Greivis Vasquez, Sr., MD (35)	33	220	69	138	647	19.6
3.	Jon Scheyer, Sr., DU	40	212	110	194	728	18.2
4.	Kyle Singler, Jr., DU	40	228	85	166	707	17.7
5.	Nolan Smith, Jr., DU	38	239	60	122	660	17.4
6.	Sylvan Landesberg, So., UVA	27	166	23	111	466	17.3
7.	Tracy Smith, Jr., ST	35	222	0	134	578	16.5
8.	Al-Farouq Aminu, So., WF	31	167	18	139	491	15.8
9.	Trevor Booker, Sr., CU	32	188	9	101	486	15.2
10.	Dorenzo Hudson, Jr., VT	33	174	35	117	500	15.2

REBOUNDING

##	PLAYER (NCAA RANK)	G	REB	AVG
1.	A. Aminu, So., WF (12)	31	332	10.7
2.	Jordan Williams, Fr., MD	33	284	8.6
3.	Gani Lawal, Jr., GT	36	305	8.5
4.	Derrick Favors, Fr., GT	36	303	8.4
5.	Trevor Booker, Sr., CU	32	268	8.4
6.	Dwayne Collins, Sr., UM	29	225	7.8
7.	Brian Zoubek, Sr., DU	40	309	7.7
8.	Jeff Allen, Jr., VT	34	253	7.4
9.	Tracy Smith, Jr., ST	35	256	7.3
10.	Mike Scott, Jr., UVA	28	201	7.2

FIELD GOAL PCT

##	PLAYER (NCAA RANK)	G	FG-FGA	PCT
1.	Tracy Smith, Jr., ST (45)	35	222-424	.524
2.	Trevor Booker, Sr., CU (50)	32	188-361	.521
3.	Mike Scott, Jr., UVA	28	143-283	.505
4.	Landon Milbourne, Sr., MD	33	169-341	.496
5.	Deon Thompson, Sr., UNC	37	196-404	.485
6.	A. Aminu, So., WF	31	167-374	.447
7.	S. Landesberg, So., UVA	27	166-375	.443
8.	Nolan Smith, Jr., DU	38	239-542	.441
9.	Dorenzo Hudson, Jr., VT	33	174-398	.437
10.	Joe Trapani, Jr., BC	30	154-353	.436

FREETHROW PCT

##	PLAYER (NCAA RANK)	G	FT-FTA	PCT
1.	Jon Scheyer, Sr., DU (19)	40	194-221	.878
2.	G. Vasquez, Sr., MD (38)	33	138-161	.857
3.	Malcolm Delaney, Jr., VT	33	230-273	.842
4.	C.J. Harris, Fr., WF	31	108-130	.831
5.	Sean Mosley, So., MD	32	86-106	.811
6.	S. Landesberg, So., UVA	27	111-137	.810
7.	Kyle Singler, Jr., DU	40	166-208	.798
8.	Solomon Alabi, So., FSU	32	108-136	.794
9.	Reggie Johnson, Fr., UM	32	84-107	.785
10.	Dennis Horner, Sr., ST	36	97-124	.782

3-POINT FG PCT

##	PLAYER (NCAA RANK)	G	3FG-FGA	PCT
1.	Adrian Thomas, Sr., UM	33	67-159	.421
2.	Kyle Singler, Jr., DU	40	85-213	.399
3.	Devidas Dulkys, So., FSU	32	71-179	.397
4.	Jon Scheyer, Sr., DU (48)	40	110-287	.383
5.	Will Graves, Jr., UNC	36	73-197	.371
6.	G. Vasquez, Sr., MD	33	69-192	.359

3-POINT FG MADE PER GAME

##	PLAYER (NCAA RANK)	G	3FG	AVG
1.	Jon Scheyer, Sr., DU (43)	40	110	2.8
2.	Devidas Dulkys, So., FSU	32	71	2.2
3.	Kyle Singler, Jr., DU	40	85	2.1
4.	G. Vasquez, Sr., MD	33	69	2.1
5.	Adrian Thomas, Sr., UM	33	67	2.0
6.	Will Graves, Jr., UNC	36	73	2.0
7.	Sammy Zeglinski, So., UVA	31	61	2.0
8.	Eric Hayes, Sr., MD	33	64	1.9
9.	Malcolm Delaney, Jr., VT	33	63	1.9
10.	Andre Young, So., CU	32	60	1.9

BLOCKED SHOTS

##	PLAYER (NCAA RANK)	G	BLKS	AVG
1.	S. Alabi, So., FSU (24)	32	75	2.3
2.	Derrick Favors, Fr., GT (46)	36	74	2.1
3.	Jerai Grant, Jr., CU	31	54	1.7
4.	John Henson, Fr., UNC	37	60	1.6
5.	Chris Singleton, So., FSU	32	48	1.5
6.	Al-Farouq Aminu, So., WF	31	44	1.4
7.	Trevor Booker, Sr., CU	32	45	1.4
8.	Gani Lawal, Jr., GT	36	49	1.4
9.	Jeff Allen, Jr., VT	34	42	1.2
10.	Landon Milbourne, Sr., MD	33	39	1.2

ASSISTS

##	PLAYER (NCAA RANK)	G	AST	AVG
1.	G. Vasquez, Sr., MD (5)	33	208	6.3
2.	Larry Drew II, So., UNC (8)	37	221	6.0
3.	Ishmael Smith, Sr., WF (6)	31	185	6.0
4.	Jon Scheyer, Sr., DU	40	194	4.9
5.	Reggie Jackson, So., BC	31	139	4.5
6.	Malcolm Delaney, Jr., VT	33	147	4.5
7.	Biko Paris, Jr., BC	31	126	4.1
8.	Iman Shumpert, So., GT	30	120	4.0
9.	Eric Hayes, Sr., MD	33	131	4.0
10.	Derwin Kitchen, Jr., FSU	31	122	3.9

ASSIST/TURNOVER RATIO

##	PLAYER (NCAA RANK)	AST	TO	RATIO
1.	Jon Scheyer, Sr., DU (4)	194	65	3.0
2.	Eric Hayes, Sr., MD (21)	131	52	2.5
3.	Ishmael Smith, Sr., WF	185	95	1.9
4.	Greivis Vasquez, Sr., MD	208	111	1.9
5.	Larry Drew II, So., UNC	221	121	1.8
6.	Malcolm Grant, So., UM	117	66	1.8
7.	Derwin Kitchen, Jr., FSU	122	69	1.8
8.	Reggie Jackson, So., BC	139	80	1.7
9.	Biko Paris, Jr., BC	126	76	1.7
10.	Nolan Smith, Jr., DU	114	69	1.7

STEALS

##	PLAYER (NCAA RANK)	G	STL	AVG
1.	Chris Singleton, So., FSU (20)	32	71	2.2
2.	Iman Shumpert, So., GT (48)	30	58	1.9
3.	Jeff Allen, Jr., VT	34	59	1.7
4.	Greivis Vasquez, Sr., MD	33	56	1.7
5.	Andre Young, So., CU	32	54	1.7
6.	Ishmael Smith, Sr., WF	31	52	1.7
7.	Jon Scheyer, Sr., DU	40	65	1.6
8.	Derwin Kitchen, Jr., FSU	31	47	1.5
9.	Demontez Stitt, Jr., CU	30	44	1.5
10.	Al-Farouq Aminu, So., WF	31	44	1.4

OFFENSIVE REBOUNDS

##	PLAYER	G	REB	AVG
1.	Al-Farouq Aminu, So., WF	31	133	4.3
2.	Brian Zoubek, Sr., DU	40	143	3.6
3.	Corey Raji, Jr., BC	29	90	3.1
4.	Derrick Favors, Fr., GT	36	108	3.0
5.	Dwayne Collins, Sr., UM	29	85	2.9
6.	Gani Lawal, Jr., GT	36	105	2.9
7.	Jordan Williams, Fr., MD	33	94	2.8
8.	Deon Thompson, Sr., UNC	37	105	2.8
9.	Trevor Booker, Sr., CU	32	89	2.8
10.	Solomon Alabi, So., FSU	32	79	2.5

DEFENSIVE REBOUNDS

##	PLAYER	G	REB	AVG
1.	Al-Farouq Aminu, So., WF	31	199	6.4
2.	Jordan Williams, Fr., MD	33	190	5.8
3.	Trevor Booker, Sr., CU	32	179	5.6
4.	Gani Lawal, Jr., GT	36	200	5.6
5.	Derrick Favors, Fr., GT	36	195	5.4
6.	Jeff Allen, Jr., VT	34	180	5.3
7.	Tracy Smith, Jr., ST	35	172	4.9
8.	Chris Singleton, So., FSU	32	157	4.9
9.	Mike Scott, Jr., UVA	28	137	4.9
10.	Dwayne Collins, Sr., UM	29	140	4.8

MINUTES PLAYED

##	PLAYER	G	MIN	AVG
1.	Ishmael Smith, Sr., WF	31	1140	36.8
2.	Jon Scheyer, Sr., DU	40	1470	36.8
3.	Kyle Singler, Jr., DU	40	1436	35.9
4.	Malcolm Delaney, Jr., VT	33	1183	35.8
5.	Nolan Smith, Jr., DU	38	1349	35.5

ACC GAMES ONLY

SCORING

##	PLAYER	G	PTS	AVG
1.	Malcolm Delaney, Jr., VT	16	363	22.7
2.	Greivis Vasquez, Sr., MD	16	353	22.1
3.	Jon Scheyer, Sr., DU	16	299	18.7
4.	Kyle Singler, Jr., DU	16	293	18.3
5.	Sylvan Landesberg, So., UVA	14	249	17.8
6.	Nolan Smith, Jr., DU	16	274	17.1
7.	Dorenzo Hudson, Jr., VT	15	251	16.7
8.	Tracy Smith, Jr., ST	16	253	15.8
9.	Trevor Booker, Sr., CU	16	251	15.7
10.	Al-Farouq Aminu, So., WF	16	236	14.8

REBOUNDING

##	PLAYER	G	REB	AVG
1.	Al-Farouq Aminu, So., WF	16	165	10.3
2.	Derrick Favors, Fr., GT	16	139	8.7
3.	Jordan Williams, Fr., MD	16	133	8.3
4.	Gani Lawal, Jr., GT	16	132	8.3
5.	Trevor Booker, Sr., CU	16	124	7.8
6.	Brian Zoubek, Sr., DU	16	118	7.4
7.	Tracy Smith, Jr., ST	16	114	7.1
8.	Chris Singleton, So., FSU	16	112	7.0
	Terrell Bell, Jr., VT	16	112	7.0
10.	Chas McFarland, Sr., WF	16	111	6.9

FIELD GOAL PCT

##	PLAYER	G	FGM-FGA	PCT
1.	Derrick Favors, Fr., GT	16	80-128	.625
2.	Trevor Booker, Sr., CU	16	94-186	.505
3.	Tracy Smith, Jr., ST	16	93-188	.495
4.	Dorenzo Hudson, Jr., VT	15	90-202	.446
5.	Greivis Vasquez, Sr., MD	16	121-274	.442
6.	S. Landesberg, So., UVA	14	90-204	.441
7.	Al-Farouq Aminu, So., WF	16	80-184	.435
8.	Nolan Smith, Jr., DU	16	95-221	.430
9.	Kyle Singler, Jr., CU	16	95-231	.411
10.	Ishmael Smith, Sr., WF	16	92-231	.398

FREE THROW PCT

##	PLAYER	G	FTM-FTA	PCT
1.	Jon Scheyer, Sr., DU	16	78-91	.857
2.	C.J. Harris, Fr., WF	16	46-54	.852
3.	Greivis Vasquez, Sr., MD	16	68-80	.850
4.	Malcolm Delaney, Jr., VT	16	144-170	.847
5.	S. Landesberg, So., UVA	14	52-62	.839
6.	Dennis Horner, Sr., ST	16	41-49	.837
7.	Demontez Stitt, Jr., CU	14	45-54	.833
8.	Sean Mosley, So., MD	16	44-53	.830
9.	Reggie Jackson, So., BC	16	45-55	.818
10.	Reggie Johnson, Fr., UM	16	44-54	.815

3-POINT FG PCT

##	PLAYER	G	3FG-FGA	PCT
1.	Kyle Singler, Jr., DU	16	39-94	.415
2.	Greivis Vasquez, Sr., MD	16	43-108	.398
3.	Brian Oliver, Fr., GT	16	32-84	.381
4.	Will Graves, Jr., UNC	16	37-98	.378
5.	Jon Scheyer, Sr., DU	16	45-123	.366
6.	Andre Young, So., CU	16	32-90	.356

3-POINT FG MADE PER GAME

##	PLAYER	G	3FG	AVG
1.	Jon Scheyer, Sr., DU	16	45	2.8
2.	Greivis Vasquez, Sr., MD	16	43	2.7
3.	Kyle Singler, Jr., DU	16	39	2.4
4.	Will Graves, Jr., UNC	16	37	2.3
5.	Andre Young, So., CU	16	32	2.0
	Brian Oliver, Fr., GT	16	32	2.0
7.	Devidas Dulkys, So., FSU	16	29	1.8
	Adrian Thomas, Sr., UM	16	29	1.8
	Malcolm Grant, So., UM	16	29	1.8
10.	Eric Hayes, Sr., MD	16	28	1.8

BLOCKED SHOTS

##	PLAYER	G	BLKS	AVG
1.	Derrick Favors, Fr., GT	16	32	2.0
2.	Solomon Alabi, So., FSU	16	31	1.9
	Jerai Grant, Jr., CU	16	31	1.9
4.	John Henson, Fr., UNC	16	28	1.8
5.	Gani Lawal, Jr., GT	16	27	1.7
	Trevor Booker, Sr., CU	16	27	1.7
7.	Al-Farouq Aminu, So., WF	16	26	1.6
	Chris Singleton, So., FSU	16	26	1.6
9.	Landon Milbourne, Sr., MD	16	24	1.5
10.	Jeff Allen, Jr., VT	16	22	1.4

ASSISTS

##	PLAYER	G	AST	AVG
1.	Greivis Vasquez, Sr., MD	16	107	6.7
2.	Ishmael Smith, Sr., WF	16	101	6.3
3.	Larry Drew II, So., UNC	16	90	5.6
4.	Malcolm Delaney, Jr., VT	16	78	4.9
5.	Reggie Jackson, So., BC	16	74	4.6
6.	Jon Scheyer, Sr., DU	16	73	4.6
7.	Eric Hayes, Sr., MD	16	67	4.2
8.	Iman Shumpert, So., GT	15	61	4.1
9.	Derwin Kitchen, Jr., FSU	16	60	3.8
10.	Malcolm Grant, So., UM	16	56	3.5

ASSIST/TURNOVER RATIO

##	PLAYER	G	AST-TO	RATIO
1.	Eric Hayes, Sr., MD	16	67-28	2.4
2.	Jon Scheyer, Sr., DU	16	73-34	2.1
3.	Ishmael Smith, Sr., WF	16	101-49	2.1
4.	Malcolm Grant, So., UM	16	56-29	1.9
5.	Greivis Vasquez, Sr., MD	16	107-57	1.9
6.	Reggie Jackson, So., BC	16	74-40	1.9
7.	Derwin Kitchen, Jr., FSU	16	60-33	1.8
8.	Larry Drew II, So., UNC	16	90-51	1.8
9.	Malcolm Delaney, Jr., VT	16	78-56	1.4
10.	Iman Shumpert, So., GT	15	61-47	1.3

STEALS

## SCORING OFFENSE

## TEAM (NCAA RANK)	G	W-L	PTS	AVG
1. Maryland (12)	33	24-9	2629	79.7
2. Duke (26)	40	35-5	3079	77.0
3. North Carolina (55)	37	20-17	2758	74.5
4. Clemson (74)	32	21-11	2350	73.4
5. Wake Forest (85)	31	20-11	2257	72.8
6. Georgia Tech (86)	36	23-13	2621	72.8
7. Virginia Tech (88)	34	25-9	2473	72.7
<b>8. Miami (92)</b>	<b>33</b>	<b>20-13</b>	<b>2390</b>	<b>72.4</b>
9. Boston College (163)	31	15-16	2145	69.2
10. Florida State (189)	32	22-10	2183	68.2
11. NC State (227)	36	20-16	2398	66.6
12. Virginia (251)	31	15-16	2029	65.5

## SCORING DEFENSE

## TEAM (NCAA RANK)	G	PTS	AVG
1. Florida State (19)	32	1932	60.4
2. Duke (28)	40	2439	61.0
3. Virginia (54)	31	1971	63.6
4. NC State (69)	36	2322	64.5
5. Clemson (72)	32	2065	64.5
<b>6. Miami (77)</b>	<b>33</b>	<b>2136</b>	<b>64.7</b>
7. Virginia Tech (86)	34	2215	65.1
8. Georgia Tech (100)	36	2365	65.7
9. Boston College (112)	31	2048	66.1
10. Maryland (178)	33	2254	68.3
11. Wake Forest (200)	31	2155	69.5
12. North Carolina (259)	37	2661	71.9

## SCORING MARGIN

## TEAM (NCAA RANK)	G	OFF.	DEF.	MARG.
1. Duke (4)	40	77.0	61.0	+16.0
2. Maryland (12)	33	79.7	68.3	+11.4
3. Clemson (33)	32	73.4	64.5	+8.9
4. Florida State (49)	32	68.2	60.4	+7.8
<b>5. Miami (51)</b>	<b>33</b>	<b>72.4</b>	<b>64.7</b>	<b>+7.7</b>
6. Virginia Tech (53)	34	72.7	65.1	+7.6
7. Georgia Tech (58)	36	72.8	65.7	+7.1
8. Wake Forest (112)	31	72.8	69.5	+3.3
9. Boston College (115)	31	69.2	66.1	+3.1
10. North Carolina (126)	37	74.5	71.9	+2.6
11. NC State (138)	36	66.6	64.5	+2.1
12. Virginia (141)	31	65.5	63.6	+1.9

## FIELD GOAL PERCENTAGES

## TEAM (NCAA RANK)	G	FG-FGA	PCT.
1. Maryland (31)	33	966-2052	.471
<b>2. Miami (43)</b>	<b>33</b>	<b>843-1820</b>	<b>.463</b>
3. Georgia Tech (54)	36	948-2064	.459
4. Clemson (77)	32	851-1878	.453
5. Florida State (79)	32	783-1733	.452
6. Boston College (102)	31	798-1787	.447
7. North Carolina (137)	37	1012-2292	.442
8. Duke (136)	40	1048-2374	.441
9. NC State (176)	36	857-1975	.434
10. Wake Forest (177)	31	811-1869	.434
11. Virginia Tech (211)	34	851-1994	.427
12. Virginia (213)	31	733-1720	.426


## FIELD GOAL PCT DEFENSE

## TEAM (NCAA RANK)	G	FG-FGA	PCT.
1. Florida State (1)	32	660-1752	.377
2. Georgia Tech (9)	36	818-2129	.384
3. Wake Forest (12)	31	738-1890	.390
4. Maryland (16)	33	808-2052	.394
5. Virginia Tech (31)	34	778-1949	.399
6. Duke (39)	40	883-2202	.401
<b>7. Miami (53)</b>	<b>33</b>	<b>737-1813</b>	<b>.407</b>
8. North Carolina (73)	37	984-2389	.412
9. Clemson (116)	32	746-1768	.422
10. NC State (123)	36	841-1990	.423
11. Boston College (196)	31	766-1757	.436
12. Virginia (199)	31	732-1678	.436

## FREE THROW PERCENTAGES

## TEAM (NCAA RANK)	G	FT-FTA	PCT.
1. Duke (8)	40	682-899	.759
2. Virginia (18)	31	386-516	.748
3. Maryland (49)	33	502-689	.729
4. Virginia Tech (82)	34	614-856	.717
5. Boston College (87)	31	390-545	.716
6. NC State (205)	36	491-723	.679
<b>7. Miami (208)</b>	<b>33</b>	<b>459-677</b>	<b>.678</b>
8. Clemson (259)	32	432-654	.661
9. Wake Forest (264)	31	501-762	.657
10. Georgia Tech (265)	36	512-779	.657
11. North Carolina (274)	37	558-854	.653
12. Florida State (295)	32	431-669	.644

## DWAYNE COLLINS



## 3-POINT FIELD GOAL PCT

## TEAM (NCAA RANK)	G	3FG-3FGA	PCT.
1. Duke (27)	40	301-782	.385
2. Maryland (30)	33	195-510	.382
<b>3. Miami (71)</b>	<b>33</b>	<b>245-670</b>	<b>.366</b>
4. Georgia Tech (79)	36	213-587	.363
5. Virginia (132)	31	177-507	.349
6. Clemson (163)	32	216-631	.342
7. Florida State (193)	32	186-556	.335
8. NC State (197)	36	193-580	.333
9. North Carolina	37	176-534	.330
10. Boston College (219)	31	159-488	.326
11. Wake Forest	31	134-435	.308
12. Virginia Tech	34	157-511	.307

## 3-POINT FIELD GOALS MADE

## TEAM (NCAA RANK)	G	3FGA	AVG
1. Duke (51)	40	301	7.5
<b>2. Miami (58)</b>	<b>33</b>	<b>245</b>	<b>7.4</b>
3. Clemson (104)	32	216	6.8
4. Georgia Tech (191)	36	213	5.9
5. Maryland (193)	33	195	5.9
6. Florida State (205)	32	186	5.8
7. Virginia (217)	31	177	5.7
8. NC State (249)	36	193	5.4
9. Boston College (267)	31	159	5.1
10. North Carolina (294)	37	176	4.8
11. Virginia Tech (301)	34	157	4.6
12. Wake Forest (315)	31	134	4.3

## 3-POINT FIELD GOAL PCT DEF

## TEAM (NCAA RANK)	G	3FG-3FGA	PCT.
1. Duke (2)	40	158-559	.283
2. Wake Forest (8)	31	179-613	.292
3. Clemson (10)	32	148-503	.294
4. Virginia Tech (16)	34	182-607	.300
5. Boston College (21)	31	150-497	.302
6. NC State (38)	36	162-524	.309
7. Georgia Tech (52)	36	240-762	.315
8. Florida State (103)	32	203-619	.328
<b>9. Miami (112)</b>	<b>33</b>	<b>210-635</b>	<b>.331</b>
10. Maryland (163)	33	221-651	.339
11. North Carolina (177)	37	284-828	.343
12. Virginia (226)	31	180-512	.352

## REBOUNDING MARGIN

## PLAYER (NCAA RANK)	G	OWN-OPP	M
1. Duke (14)	40	1560-1310	+6.2
2. North Carolina (22)	37	1551-1354	+5.3
3. Florida State (25)	32	1211-1044	+5.2
4. Wake Forest (33)	31	1306-1158	+4.8
5. Georgia Tech (34)	36	1430-1259	+4.8
6. Boston College (35)	31	1124-977	+4.7
<b>7. Miami (74)</b>	<b>33</b>	<b>1186-1082</b>	<b>+3.2</b>
8. Clemson (108)	32	1178-1112	+2.1
9. Virginia Tech (139)	34	1278-1231	+1.4
10. Maryland (171)	33	1270-1252	+0.5
11. Virginia (174)	31	1053-1038	+0.5
12. NC State (208)	36	1257-1278	-0.6

## BLOCKED SHOTS

## TEAM (NCAA RANK)	G	BLK	AVG
1. Florida State (10)	32	200	6.3
2. North Carolina (17)	37	208	5.6
3. Georgia Tech (22)	36	190	5.3
4. Wake Forest (25)	31	163	5.3
5. Clemson (42)	32	151	4.7
6. Maryland (48)	33	154	4.7
7. Virginia Tech (50)	34	158	4.6
<b>8. Miami (62)</b>	<b>33</b>	<b>146</b>	<b>4.4</b>
9. NC State (72)	36	154	4.3
10. Duke (95)	40	162	4.1
11. Boston College (149)	31	108	3.5
12. Virginia (248)	31	81	2.6

## ASSISTS

## TEAM (NCAA RANK)	G	AST	AVG
1. Maryland (10)	33	545	16.5
2. North Carolina (23)	37	575	15.5
3. Boston College (41)	31	465	15.0
4. Clemson (84)	32	453	14.2
5. Georgia Tech (89)	36	508	14.1
<b>6. Miami (97)</b>	<b>33</b>	<b>461</b>	<b>14.0</b>
7. Florida State (99)	32	446	13.9
8. Duke (104)	40	555	13.9
9. NC State (136)	36	483	13.4
10. Virginia (172)	31	403	13.0
11. Virginia Tech (222)	34	414	12.2
12. Wake Forest (241)	31	369	11.9

## ASSIST/TURNOVER RATIO

## PLAYER (NCAA RANK)	G	OWN-OPP	RATIO
1. Maryland (9)	33	545-383	1.4
2. Duke (29)	40	555-439	1.3
3. Virginia (33)	31	403-333	1.2
4. Boston College (41)	31	465-394	1.2
5. North Carolina (110)	37	575-561	1.0
6. NC State (113)	36	483-472	1.0
<b>7. Miami (137)</b>	<b>33</b>	<b>461-464</b>	<b>1.0</b>
8. Virginia Tech (141)	34	414-419	1.0
9. Clemson (176)	32	453-480	0.9
10. Georgia Tech (236)	36	508-591	0.9
11. Florida State (246)	32	446-528	0.8
12. Wake Forest (280)	31	369-471	0.8

## STEALS

## TEAM (NCAA RANK)	G	STL	AVG
1. Clemson (8)	32	301	9.4
2. Florida State (29)	32	267	8.3
3. Georgia Tech (41)	36	288	8.0
4. Maryland (67)	33	256	7.8
5. Wake Forest (119)	31	221	7.1
6. Virginia Tech (131)	34	237	7.0
<b>7. Miami (136)</b>	<b>33</b>	<b>229</b>	<b>6.9</b>
8. North Carolina (157)	37	249	6.7
9. Duke (171)	40	264	6.6
10. NC State (187)	36	234	6.5
11. Virginia (221)	31	190	6.1
12. Boston College (311)	31	155	5.0

## TURNOVER MARGIN

## TEAM (NCAA RANK)	G	OWN-OPP	RATIO
1. Maryland (17)	33	383-499	+3.5
2. Duke (24)	40	439-566	+3.2
3. Virginia Tech (27)	34	419-525	+3.1
4. Clemson (43)	32	480-551	+2.2
5. Virginia (103)	31	333-369	+1.2
6. NC State (173)	36	472-474	+0.1
7. Florida State (207)	32	528-513	-0.5
<b>8. Miami (210)</b>	<b>33</b>	<b>464-448</b>	<b>-0.5</b>
9. Boston College (234)	31	394-363	-1.0
10. Georgia Tech (246)	36	591-547	-1.2
11. Wake Forest (254)	31	471-426	-1.5
12. North Carolina (256)	37	561-507	-1.5

# Conference Team Leaders

## ACC GAMES ONLY

### SCORING OFFENSE

##	TEAM	G	W-L	PTS	AVG
1.	Maryland	16	13-3	1247	77.9
2.	Duke	16	13-3	1176	73.5
3.	Virginia Tech	16	10-6	1155	72.2
4.	Georgia Tech	16	7-9	1132	70.8
5.	Wake Forest	16	9-7	1112	69.5
6.	Clemson	16	9-7	1093	68.3
7.	North Carolina	16	5-11	1069	66.8
8.	Miami	16	4-12	1050	65.6
9.	NC State	16	5-11	1047	65.4
10.	Boston College	16	6-10	1042	65.1
11.	Florida State	16	10-6	1038	64.9
12.	Virginia	16	5-11	1004	62.8

### SCORING DEFENSE

##	TEAM	G	PTS	AVG
1.	Duke	16	991	61.9
2.	Florida State	16	1012	63.2
3.	Clemson	16	1058	66.1
4.	Virginia	16	1080	67.5
5.	Boston College	16	1093	68.3
6.	Wake Forest	16	1115	69.7
7.	NC State	16	1120	70.0
8.	Maryland	16	1127	70.4
9.	Miami	16	1131	70.7
10.	Virginia Tech	16	1133	70.8
11.	Georgia Tech	16	1146	71.6
12.	North Carolina	16	1159	72.4

### SCORING MARGIN

##	TEAM	G	OFF.	DEF.	M
1.	Duke	16	73.5	61.9	+11.6
2.	Maryland	16	77.9	70.4	+7.5
3.	Clemson	16	68.3	66.1	+2.2
4.	Florida State	16	64.9	63.2	+1.6
5.	Virginia Tech	16	72.2	70.8	+1.4
6.	Wake Forest	16	69.5	69.7	-0.2
7.	Georgia Tech	16	70.8	71.6	-0.9
8.	Boston College	16	65.1	68.3	-3.2
9.	NC State	16	65.4	70.0	-4.6
10.	Virginia	16	62.8	67.5	-4.8
11.	Miami	16	65.6	70.7	-5.1
12.	North Carolina	16	66.8	72.4	-5.6

## FIELD GOAL PERCENTAGES

##	TEAM	G	FGM	FGA	PCT
1.	Maryland	16	453	980	.462
2.	Boston College	16	386	888	.435
3.	Georgia Tech	16	415	956	.434
4.	Florida State	16	372	859	.433
5.	Miami	16	362	845	.428
6.	Duke	16	395	938	.421
7.	Wake Forest	16	400	951	.421
8.	Clemson	16	379	904	.419
9.	Virginia Tech	16	381	931	.409
10.	Virginia	16	365	903	.404
11.	North Carolina	16	376	938	.401
12.	NC State	16	362	904	.400

## FIELD GOAL PCT DEFENSE

##	TEAM	G	FGM	FGA	PCT
1.	Wake Forest	16	381	968	.394
2.	Maryland	16	415	1029	.403
3.	Florida State	16	344	850	.405
4.	Virginia Tech	16	383	932	.411
5.	Duke	16	353	857	.412
6.	Georgia Tech	16	398	963	.413
7.	North Carolina	16	417	1001	.417
8.	Clemson	16	375	883	.425
9.	Miami	16	380	863	.440
10.	Virginia	16	396	884	.448
11.	NC State	16	399	885	.451
12.	Boston College	16	405	882	.459

## FREE THROW PERCENTAGES

##	TEAM	G	FTM	FTA	PCT
1.	Virginia	16	194	256	.758
2.	Virginia Tech	16	323	428	.755
3.	Duke	16	273	365	.748
4.	Maryland	16	237	321	.738
5.	Boston College	16	192	267	.719
6.	NC State	16	244	343	.711
7.	Miami	16	230	324	.710
8.	Clemson	16	238	344	.692
9.	Wake Forest	16	245	466	.669
10.	Florida State	16	207	317	.653
11.	North Carolina	16	239	369	.648
12.	Georgia Tech	16	196	317	.618

## 3-POINT FIELD GOAL PCT

##	TEAM	G	3FGM	3FGA	PCT
1.	Maryland	16	104	243	.428
2.	Georgia Tech	16	106	277	.383
3.	Duke	16	113	312	.362
4.	Florida State	16	87	274	.318
5.	Boston College	16	78	249	.313
6.	North Carolina	16	78	250	.312
7.	Miami	16	96	308	.312
8.	NC State	16	79	256	.309
9.	Virginia	16	80	265	.302
10.	Clemson	16	97	322	.301
11.	Wake Forest	16	67	223	.300
12.	Virginia Tech	16	70	240	.292

## 3-POINT FIELD GOALS MADE

##	TEAM	G	3FG	AVG
1.	Duke	16	113	7.1
2.	Georgia Tech	16	106	6.6
3.	Maryland	16	104	6.5
4.	Clemson	16	97	6.1
5.	Miami	16	96	6.0
6.	Florida State	16	87	5.4
7.	Virginia	16	80	5.0
8.	NC State	16	79	4.9
9.	North Carolina	16	78	4.9
10.	Boston College	16	78	4.9
11.	Virginia Tech	16	70	4.4
12.	Wake Forest	16	67	4.2

## 3-POINT FIELD GOAL PCT DEF.

##	TEAM	G	3FGM	3FGA	PCT
1.	Duke	16	50	201	.249
2.	Clemson	16	65	239	.272
3.	Boston College	16	69	241	.286
4.	Virginia Tech	16	89	299	.298
5.	Wake Forest	16	95	296	.321
6.	Maryland	16	93	289	.322
7.	NC State	16	70	212	.330
8.	Virginia	16	82	238	.345
9.	Georgia Tech	16	111	311	.357
10.	North Carolina	16	118	326	.362
11.	Florida State	16	105	287	.366
12.	Miami	16	108	280	.386

## REBOUNDING MARGIN

##	TEAM	G	OWN	OPP	M
1.	Duke	16	600	537	+3.9
2.	Florida State	16	565	521	+2.8
3.	North Carolina	16	635	598	+2.3
	Wake Forest	16	645	608	+2.3
5.	Boston College	16	530	511	+1.2
6.	Georgia Tech	16	625	610	+0.9
7.	Maryland	16	603	614	-0.7
8.	Clemson	16	563	577	-0.9
9.	NC State	16	554	589	-2.2
10.	Virginia Tech	16	578	626	-3.0
11.	Miami	16	507	559	-3.2
12.	Virginia	16	522	577	-3.4

## BLOCKED SHOTS

##	TEAM	G	BLK	AVG
1.	Georgia Tech	16	96	6.0
2.	Florida State	16	89	5.6
3.	North Carolina	16	82	5.1
4.	Wake Forest	16	80	5.0
5.	Clemson	16	77	4.8
6.	Maryland	16	66	4.1
7.	NC State	16	63	3.9
	Virginia Tech	16	63	3.9
9.	Miami	16	62	3.9
10.	Duke	16	52	3.3
11.	Boston College	16	38	2.4
12.	Virginia	16	35	2.2

## ASSISTS

##	TEAM	G	AST	AVG
1.	Maryland	16	263	16.4
2.	Boston College	16	222	13.9
3.	Georgia Tech	16	212	13.3
4.	Clemson	16	200	12.5
5.	Florida State	16	199	12.4
	Virginia	16	199	12.4
7.	Duke	16	198	12.4
8.	North Carolina	16	196	12.3
9.	NC State	16	186	11.6
10.	Miami	16	184	11.5
11.	Wake Forest	16	180	11.3
12.	Virginia Tech	16	173	10.8

## ASSIST/TURNOVER RATIO

##	TEAM	G	OWN	OPP	RATIO
1.	Maryland	16	263	190	1.4
2.	Virginia	16	199	177	1.1
3.	Duke	16	198	179	1.1
4.	Boston College	16	222	215	1.0
5.	NC State	16	186	207	0.9
6.	Miami	16	184	213	0.9
7.	Clemson	16	200	235	0.9
8.	Virginia Tech	16	173	204	0.8
9.	Georgia Tech	16	212	250	0.8
10.	North Carolina	16	196	240	0.8
11.	Florida State	16	199	253	0.8
12.	Wake Forest	16	180	242	0.7

## STEALS

##	TEAM	G	STL	AVG
1.	Clemson	16	129	8.1
2.	Georgia Tech	16	123	7.7
3.	Florida State	16	121	7.6
4.	Wake Forest	16	112	7.0
5.	Duke	16	111	6.9
	Virginia Tech	16	111	6.9
7.	Maryland	16	105	6.6
8.	Miami	16	101	6.3
9.	North Carolina	16	96	6.0
10.	Boston College	16	95	5.9
11.	Virginia	16	93	5.8
12.	NC State	16	91	5.7

## TURNOVER MARGIN

##	TEAM	G	OWN	OPP	M
1.	Duke	16	179	232	+3.31
2.	Virginia Tech	16	204	251	+2.94
3.	Maryland	16	190	216	+1.62
4.	Clemson	16	235	250	+0.94
5.	Virginia	16	177	186	+0.56
6.	NC State	16	207	205	-0.12
7.	Florida State	16	253	244	-0.56
8.	Miami	16	213	194	-1.19
	Georgia Tech	16	250	231	-1.19
10.	Wake Forest	16	242	221	-1.31
11.	Boston College	16	215	185	-1.88
12.	North Carolina	16	240	190	-3.12



ADRIAN THOMAS

## SINGLE-SEASON LEADERS (ACC ONLY)

## SCORING

## PLAYER (SEASON)	G	PTS	AVG
1. Jack McClinton (2008-09)	16	348	21.8
2. Guillermo Diaz (2004-05)	16	331	20.7
3. Jack McClinton (2007-08)	16	300	18.8
4. Guillermo Diaz (2005-06)	16	298	18.6
5. Robert Hite (2005-06)	16	279	17.4
6. Jack McClinton (2006-07)	16	250	15.6
7. Robert Hite (2004-05)	16	245	15.3
8. Anthony Harris (2006-07)	16	193	12.1
9. Anthony Harris (2004-05)	16	192	12.0
10. Brian Asbury (2006-07)	16	186	11.6

## REBOUNDING

## PLAYER (SEASON)	G	REB	AVG
1. Dwayne Collins (2006-07)	16	117	7.3
2. William Frisby (2004-05)	16	110	6.9
Anthony King (2004-05)	16	110	6.9
Dwayne Collins (2007-08)	16	110	6.9
Anthony King (2007-08)	16	110	6.9
6. Dwayne Collins (2009-10)	15	100	6.7
Dwayne Collins (2008-09)	15	100	6.7
8. Jimmy Graham (2008-09)	16	102	6.4
9. Brian Asbury (2006-07)	16	100	6.3
10. Anthony King (2005-06)	16	96	6.0

## FIELD GOAL PCT (MIN. 100 ATTEMPTS)

## PLAYER (SEASON)	G	FGM-FGA	PCT
1. Dwayne Collins (2009-10)	15	61-103	.592
2. Dwayne Collins (2007-08)	16	65-114	.570
3. Dwayne Collins (2006-07)	16	58-113	.513
4. Brian Asbury (2008-09)	16	57-118	.483
5. Durand Scott (2009-10)	16	64-136	.471
6. Guillermo Diaz (2004-05)	16	113-248	.456
7. Jack McClinton (2008-09)	16	113-254	.445
8. Brian Asbury (2006-07)	16	68-154	.442
9. Robert Hite (2005-06)	16	97-220	.441
10. William Frisby (2004-05)	16	49-115	.426
James Dews (2007-08)	16	55-129	.426

## FIELD GOALS MADE

## PLAYER (SEASON)	FGM
1. Jack McClinton (2008-09)	113
Guillermo Diaz (2004-05)	113
3. Guillermo Diaz (2005-06)	100
4. Robert Hite (2005-06)	97
5. Jack McClinton (2007-08)	96
6. Robert Hite (2004-05)	88
7. Jack McClinton (2006-07)	80
8. Anthony Harris (2004-05)	74
9. Anthony Harris (2006-07)	71
10. Brian Asbury (2006-07)	68

## FREE THROW PCT (MIN. 40 ATTEMPTS)

## PLAYER (SEASON)	G	FTM-FTA	PCT
1. Jack McClinton (2007-08)	16	57-62	.919
2. Jack McClinton (2006-07)	16	44-49	.898
3. Jack McClinton (2008-09)	16	69-77	.896
4. Brian Asbury (2006-07)	16	39-45	.867
5. Robert Hite (2004-05)	16	43-50	.860
6. Lance Hurdle (2007-08)	16	54-63	.857
William Frisby (2004-05)	16	36-42	.857
8. Brian Asbury (2007-08)	16	37-45	.822
9. Reggie Johnson (2009-10)	16	44-54	.815
10. Anthony Harris (2005-06)	16	32-40	.800

## FREE THROWS MADE

## PLAYER (SEASON)	FTM
1. Jack McClinton (2008-09)	69
2. Guillermo Diaz (2004-05)	66
3. Guillermo Diaz (2005-06)	60
4. Jack McClinton (2007-08)	57
5. Lance Hurdle (2007-08)	54
6. Dwayne Collins (2009-10)	46
7. Durand Scott (2009-10)	45
8. Jack McClinton (2006-07)	44
Reggie Johnson (2009-10)	44
10. Robert Hite (2004-05)	43

## FREE THROWS ATTEMPTED

## PLAYER (SEASON)	FTA
1. Guillermo Diaz (2004-05)	95
2. Jack McClinton (2008-09)	77
Dwayne Collins (2008-09)	77
4. Guillermo Diaz (2005-06)	76
Dwayne Collins (2009-10)	76
6. Durand Scott (2009-10)	68
7. Dwayne Collins (2006-07)	65
8. Lance Hurdle (2007-08)	63
9. Jack McClinton (2007-08)	62
10. Reggie Johnson (2009-10)	54

## 3-POINT FG PCT (MIN. 30 ATTEMPTS)

## PLAYER (SEASON)	G	3FGM-A	PCT
1. Jack McClinton (2008-09)	16	53-117	.445
2. Robert Hite (2005-06)	16	47-111	.423
3. Lance Hurdle (2007-08)	16	16-39	.410
4. Jack McClinton (2007-08)	16	51-125	.408
5. Jack McClinton (2006-07)	16	46-115	.400
6. Adrian Thomas (2008-09)	16	29-73	.397
7. Malcolm Grant (2009-10)	16	29-74	.392
8. Guillermo Diaz (2004-05)	16	39-100	.390
Lance Hurdle (2008-09)	16	16-41	.390
10. Denis Clemente (2006-07)	14	23-60	.383

## 3-POINT FIELD GOALS MADE

## PLAYER (SEASON)	3FGM
1. Jack McClinton (2008-09)	53
2. Jack McClinton (2007-08)	51
3. Robert Hite (2005-06)	47
4. Jack McClinton (2006-07)	46
5. Guillermo Diaz (2004-05)	39
6. Guillermo Diaz (2005-06)	38
7. Adrian Thomas (2008-09)	29
Adrian Thomas (2009-10)	29
Malcolm Grant (2009-10)	29
10. Robert Hite (2004-05)	26

## 3-PT FIELD GOALS ATTEMPTED

## PLAYER (SEASON)	3FGA
1. Jack McClinton (2007-08)	125
2. Jack McClinton (2008-09)	117
3. Jack McClinton (2006-07)	115
4. Robert Hite (2005-06)	111
5. Guillermo Diaz (2005-06)	109
6. Guillermo Diaz (2004-05)	100
7. Robert Hite (2004-05)	87
8. Anthony Harris (2004-05)	80
9. Adrian Thomas (2009-10)	77
10. Malcolm Grant (2009-10)	74

## ASSISTS

## PLAYER (SEASON)	AST	AVG
1. Anthony Harris (2004-05)	74	4.6
2. Anthony Harris (2005-06)	59	3.7
3. Malcolm Grant (2009-10)	56	3.5
4. Anthony Harris (2006-07)	54	3.4
5. Jack McClinton (2008-09)	45	2.8
Guillermo Diaz (2005-06)	44	2.8
7. Lance Hurdle (2008-09)	43	2.7
8. Denis Clemente (2006-07)	37	2.6
9. Lance Hurdle (2007-08)	39	2.4
Durand Scott (2009-10)	38	2.4

## BLOCKED SHOTS

## PLAYER (SEASON)	BLK	AVG
1. Anthony King (2004-05)	46	2.9
2. Anthony King (2005-06)	22	1.4
3. Anthony King (2007-08)	21	1.3
Jimmy Graham (2008-09)	21	1.3
Dwayne Collins (2009-10)	20	1.3
6. Dwayne Collins (2007-08)	16	1.0
7. Gary Hamilton (2005-06)	15	0.9
Jimmy Graham (2007-08)	15	0.9
9. Julian Gamble (2009-10)	12	0.8
10. Gary Hamilton (2004-05)	11	0.7

## STEALS

## PLAYER (SEASON)	STL	AVG
1. Guillermo Diaz (2004-05)	34	2.1
2. Robert Hite (2004-05)	25	1.6
3. Brian Asbury (2006-07)	24	1.5
4. Gary Hamilton (2005-06)	23	1.4
Guillermo Diaz (2005-06)	23	1.4
6. Robert Hite (2005-06)	21	1.3
Durand Scott (2009-10)	20	1.3
Keaton Copeland (2006-07)	19	1.3
9. Brian Asbury (2008-09)	16	1.0
10. Eight Players		0.9

## MINUTES PLAYED

## PLAYER (SEASON)	MIN	AVG
1. Guillermo Diaz (2005-06)	584	36.5
2. Robert Hite (2005-06)	564	35.2
3. Guillermo Diaz (2004-05)	562	35.1
4. Jack McClinton (2008-09)	560	35.0
5. Jack McClinton (2007-08)	552	34.5
6. Robert Hite (2004-05)	540	33.8
7. Jack McClinton (2006-07)	512	32.0
8. Brian Asbury (2006-07)	511	31.9
9. James Dews (2009-10)	508	31.8
10. Anthony King (2004-05)	471	29.4
Anthony Harris (2006-07)	471	29.4

## CAREER LEADERS (ACC ONLY)

## SCORING (MIN. 2 SEASONS)

## PLAYER (SEASONS)	PTS	AVG
1. Guillermo Diaz (2004-06)	629	19.7
2. Jack McClinton (2006-09)	888	18.7
3. Robert Hite (2004-06)	524	16.4
4. Anthony Harris (2004-07)	560	11.7
5. Dwayne Collins (2006-10)	613	9.9
6. Lance Hurdle (2007-09)	259	8.1
7. James Dews (2006-10)	495	7.9
8. Brian Asbury (2005-09)	481	7.5
9. Denis Clemente (2005-07)	231	7.2
10. Anthony King (2004-08)	337	6.9

## REBOUNDING

## PLAYER (SEASONS)	REB	AVG
1. Dwayne Collins (2006-10)	427	6.9
2. Anthony King (2004-08)	319	6.5
3. Robert Hite (2004-06)	165	5.2
Gary Hamilton (2004-06)	165	5.2
5. Jimmy Graham (2005-09)	253	4.5
6. Brian Asbury (2005-09)	259	4.0
7. Guillermo Diaz (2004-06)	114	3.6
8. Jack McClinton (2006-09)	128	2.3
9. James Dews (2006-10)	163	2.6
Anthony Harris (2004-07)	124	2.6

## FIELD GOAL PCT (MIN. 1.5 FGM/GAME)

## PLAYER (SEASONS)	FGM-FGA	PCT
1. Dwayne Collins (2006-10)	236-429	.550
2. Anthony King (2004-08)	131-255	.514
3. Raymond Hicks (2004-08)	90-190	.474
4. Jimmy Graham (2005-09)	84-178	.472
5. Guillermo Diaz (2004-06)	213-491	.434
6. Brian Asbury (2005-09)	168-395	.425
7. Robert Hite (2004-06)	185-444	.417
8. Adrian Thomas (2005-)	77-185	.416
9. Jack McClinton (2006-09)	289-712	.406
10. James Dews (2006-10)	181-455	.398

## FIELD GOALS MADE

## PLAYER (SEASONS)	FGM
1. Jack McClinton (2006-09)	289
2. Dwayne Collins (2006-10)	236
3. Guillermo Diaz (2004-06)	213
4. Anthony Harris (2004-07)	207
5. Robert Hite (2004-06)	185
6. James Dews (2006-10)	181
7. Brian Asbury (2005-09)	168
8. Anthony King (2004-08)	131
9. Raymond Hicks (2004-08)	90
10. Jimmy Graham (2005-09)	84

## FREE THROW PCT (MIN. 1 FTM/GAME)

## PLAYER (SEASONS)	FTM-FTA	PCT
1. Jack McClinton (2006-09)	170-188	.904
2. William Frisby (2004-05)	36-42	.857
3. James Dews (2006-10)	71-84	.845
4. Robert Hite (2004-06)	81-98	.827
5. Reggie Johnson (2009-)	44-54	.815
6. Brian Asbury (2005-09)	112-139	.806
7. Lance Hurdle (2007-09)	77-98	.786
8. Guillermo Diaz (2004-06)	126-171	.737
9. Raymond Hicks (2004-08)	39-54	.722
10. Anthony Harris (2004-07)	84-119	.706

## FREE THROWS MADE

## PLAYER (SEASONS)	FTM
1. Jack McClinton (2006-09)	170
2. Dwayne Collins (2006-10)	141
3. Guillermo Diaz (2004-06)	126
4. Brian Asbury (2005-09)	112
5. Anthony Harris (2004-07)	84
6. Robert Hite (2004-06)	81
7. Lance Hurdle (2007-09)	77
8. Anthony King (2004-08)	75
9. James Dews (2006-10)	71
10. Durand Scott (2009-)	45

## FREE THROWS ATTEMPTED

## PLAYER (SEASON)	FTA
1. Dwayne Collins (2006-10)	249
2. Jack McClinton (2006-09)	188
3. Guillermo Diaz (2004-06)	171
4. Brian Asbury (2005-09)	139
5. Anthony Harris (2004-07)	119
6. Anthony King (2004-08)	115
7. Robert Hite (2004-06)	98
Lance Hurdle (2007-09)	98
9. James Dews (2006-10)	84
10. Jimmy Graham (2005-09)	81

## 3-POINT FG PCT (MIN. 70 ATTEMPTS)

## PLAYER (SEASONS)	3FGM-A	PCT
1. Jack McClinton (2006-09)	150-357	.420
2. Lance Hurdle (2007-09)	32-80	.400
3. Malcolm Grant (2009-)	29-74	.392
4. Adrian Thomas (2005-)	58-150	.387
5. Robert Hite (2004-06)	73-198	.369
6. Guillermo Diaz (2004-06)	77-209	.368
7. Anthony Harris (2004-07)	62-187	.332
8. Denis Clemente (2005-07)	27-86	.314
9. James Dews (2006-10)	62-218	.284
10. Brian Asbury (2005-09)	33-123	.268

## 3-POINT FIELD GOALS MADE

## PLAYER (SEASONS)	3FGM
1. Jack McClinton (2006-09)	150
2. Guillermo Diaz (2004-06)	77
3. Robert Hite (2004-06)	73
4. James Dews (2006-10)	62
Anthony Harris (2004-07)	62
6. Adrian Thomas (2005-)	58
7. Brian Asbury (2005-09)	33
8. Lance Hurdle (2007-09)	32
9. Malcolm Grant (2009-)	29
10. Denis Clemente (2005-07)	27

## 3-PT FIELD GOALS ATTEMPTED

## PLAYER (SEASONS)	3FGA
1. Jack McClinton (2006-09)	357
2. James Dews (2006-10)	218
3. Guillermo Diaz (2004-06)	209
4. Robert Hite (2004-06)	198
5. Anthony Harris (2004-07)	187
6. Adrian Thomas (2005-)	150
7. Brian Asbury (2005-09)	123
8. Denis Clemente (2005-07)	86
9. Lance Hurdle (2007-09)	80
10. Malcolm Grant (2009-)	74

## ASSISTS

## PLAYER (SEASONS)	AST	AVG
1. Anthony Harris (2004-07)	187	3.9
2. Malcolm Grant (2009-)	56	3.5
3. Lance Hurdle (2007-09)	82	2.6
4. Durand Scott (2009-)	38	2.4
5. Guillermo Diaz (2004-06)	75	2.3
Jack McClinton (2006-09)	111	2.3
7. Denis Clemente (2005-07)	57	1.9
8. James Dews (2006-10)	86	1.4
9. Robert Hite (2004-06)	38	1.2
10. Brian Asbury (2005-09)	58	0.9

## BLOCKED SHOTS

## PLAYER (SEASONS)	BLK	AVG
1. Anthony King (2004-08)	90	1.8
2. Gary Hamilton (2004-06)	26	0.8
Jimmy Graham (2005-09)	45	0.8
4. Dwayne Collins (2006-10)	43	0.7
5. Cyrus McGowan (2008-10)	17	0.5
Julian Gamble (2008-)	13	0.5

## STEALS

## PLAYER (SEASONS)	STL	AVG
1. Guillermo Diaz (2004-06)	57	1.8
2. Robert Hite (2004-06)	46	1.4
3. Gary Hamilton (2004-06)	37	1.2
4. Brian Asbury (2005-09)	53	0.8
Jack McClinton (2006-09)	36	0.8
James Dews (2006-10)	48	0.8
7. Anthony King (2004-08)	30	0.6
Dwayne Collins (2006-10)	39	0.6
Adrian Thomas (2005-)	26	0.6
Anthony Harris (2004-07)	28	0.

# 2009-10 Game Recaps

## EXHIBITION Nov. 9, 2009

<b>MIAMI</b>	<b>85</b>
<b>FLORIDA SOUTHERN</b>	<b>52</b>

BankUnited Center—Coral Gables, Fla.

Durand Scott scored a game-high 17 points with five assists and five steals to lead Miami to an 85-52 win over Florida Southern. Scott converted 6-of-8 field goals and all four of his free throw attempts. Cyrus McGowan added 14 points on 5-of-7 shooting — including a 2-of-3 mark from long range — and five rebounds, while Adrian Thomas contributed 12 points on 4-of-7 three-point shooting and five boards. The Hurricanes broke the game open with a 19-4 run over a 6:32 span in the first half. Four points from Julian Gamble and three-pointers from Thomas and Antoine Allen helped fuel the run in which eight different Hurricanes scored. Miami led by as many as 36 points. A McGowan tray followed by back-to-back dunks by the senior sparked a 16-3 run, pushing the Hurricanes up 56-32 with 14:25 remaining. A block — the first of a game-high five — by Dwayne Collins, followed by a McGowan layup and a Gamble dunk put the Hurricanes up, 7-4. Thomas led the perimeter attack with four three-pointers and McGowan, Scott, Allen, Dews and Malcolm Grant also knocked down shots from downtown.

FSC	FG	3FG	FT	REB	F	TP	A	TO	B	S	MIN
15 Thompson f	1-5	0-0	2-2	7	4	4	0	4	0	0	24
32 Hawkins f	2-6	0-0	0-0	3	2	4	0	1	0	0	20
33 Wooten f	2-5	1-3	0-0	5	0	5	0	0	1	0	19
01 Jenkins, B. g	5-13	4-9	0-0	5	1	14	3	5	0	1	33
02 Jenkins, T. g	2-10	1-7	0-0	5	2	5	2	1	0	2	25
05 Wood	3-8	1-4	0-0	1	1	7	1	2	0	2	16
11 Hubble	0-2	0-0	0-0	0	0	0	0	0	0	0	3
12 Williams	0-0	0-0	0-0	0	0	0	0	0	0	0	0+
13 Miller	1-2	1-2	0-0	0	1	3	0	1	0	0	5
21 Fredrick	2-7	0-0	0-0	3	1	4	0	2	0	0	14
22 Ellison	1-3	0-0	0-0	2	1	2	1	3	0	0	17
24 Enrico	0-0	0-0	0-0	0	1	0	1	1	0	0	3
40 Bailey	0-2	0-0	0-0	2	1	0	1	0	0	0	6
44 Gardner	2-4	0-0	0-0	1	1	4	0	0	0	0	15
TEAM	2										
<b>TOTALS</b>	<b>21-67</b>	<b>8-25</b>	<b>2-2</b>	<b>36</b>	<b>15</b>	<b>52</b>	<b>9</b>	<b>20</b>	<b>1</b>	<b>5</b>	<b>200</b>

	FGS	3FGS	FTS
First Half	.355	.250	.000
Second Half	.278	.385	1.000
Game	.313	.320	1.000

MIAMI	FG	3FG	FT	REB	F	TP	A	TO	B	S	MIN
20 McGowan f	5-7	2-3	2-2	5	3	14	0	1	0	0	17
21 Collins f	1-4	0-0	0-0	5	1	2	1	1	5	1	20
31 Jones f	2-5	0-0	1-2	6	1	5	0	2	1	0	15
03 Grant g	2-5	1-3	0-0	3	1	5	3	3	0	0	23
23 Dews g	2-9	1-4	0-0	6	0	5	1	1	0	1	18
01 Scott	6-8	1-2	4-4	1	0	17	5	1	0	5	23
11 Quigtar	0-0	0-0	0-0	0	0	0	0	1	1	0	3
12 Allen	3-7	1-3	2-2	4	3	9	1	1	0	1	17
22 Kirk	1-4	0-0	2-2	2	1	4	0	2	1	0	11
25 Adams	0-3	0-2	3-8	7	0	3	0	2	0	2	18
30 Thomas	4-7	4-7	0-0	5	0	12	0	0	0	0	16
42 Johnson	1-2	0-0	0-0	3	0	2	1	0	0	0	6
45 Gamble	3-6	0-0	1-2	3	0	7	0	0	2	0	13
TEAM	2										
<b>TOTALS</b>	<b>30-67</b>	<b>10-24</b>	<b>15-22</b>	<b>52</b>	<b>10</b>	<b>85</b>	<b>12</b>	<b>15</b>	<b>10</b>	<b>10</b>	<b>200</b>

	FGS	3FGS	FTS
First Half	.390	.333	.250
Second Half	.538	.667	.929
Game	.448	.417	.682

Officials: Ray Natili, William Hughes, Dan Strzyfeler  
Technical fouls: Florida Southern-None. Miami-None.  
Attendance: 2,692

SCORE BY PERIODS	1ST	2ND	TOTAL
Florida Southern	25	27	52
Miami	40	45	85

## GAME I Nov. 14, 2009

<b>MIAMI</b>	<b>83</b>
<b>NORTH CAROLINA CENTRAL</b>	<b>53</b>

BankUnited Center—Coral Gables, Fla.

(AP) Adrian Thomas scored a career-high 16 points to lead Miami over North Carolina Central, 83-53, in the Hurricanes' season opener. Durand Scott dished out a game-high 10 assists — with zero turnovers — to steer the Miami offense. It was the most assists by a Hurricane in exactly three years, since Anthony Harris finished with 10 assists versus Alcorn State on Nov. 14, 2006. Scott is just the second Hurricane in program history — and the first since Thomas Hocker accomplished the feat in 1990 — to record double-digit assists with no turnovers. Thomas shot 6-for-9 from the field, including 4-for-7 from the 3-point line, while Dwayne Collins finished with 12 points and six rebounds for Miami. The Hurricanes (1-0) pulled away with a 14-2 spurt in the final 4:42 of the first half. Gamble scored six-straight points during the run, including a fast-break dunk for Miami's first double-digit lead at 36-25 with 1:25 left in the half. Gamble was Miami's third scorer in double figures with 10 points in 14 minutes. The Hurricanes extended their lead to 20 points early in the second half and would lead by as many as 33 points. Vincent Davis led the Eagles (0-2) with 16 points.

NCCU		FG	3FG	FT	REB	F	TP	A	TO	B	S	MIN
00	Worthy	f	0-4	0-0	2-2	2	2	2	1	2	0	19
45	Granger	f	3-7	0-0	1-1	5	3	7	0	3	0	22
01	Glasker	g	1-6	0-1	0-0	3	1	2	4	5	0	23
12	Wilkerson	g	5-7	0-0	1-2	1	3	11	3	2	0	27
24	Davis	g	7-14	2-8	0-0	3	3	16	0	4	1	27
05	Ellison		0-0	0-0	0-0	0	0	0	1	0	0	1
22	Sims		3-4	1-2	0-0	2	0	7	0	2	0	19
23	Sapara		2-5	0-0	0-1	2	1	4	1	2	0	17
34	McDonald		0-1	0-0	0-0	0	2	0	1	0	0	5
35	Chasten		0-0	0-0	0-0	0	0	0	0	2	0	3
42	Manns		2-5	0-0	0-0	3	3	4	1	2	1	15
TEAM						2			2			
TOTALS			23-53	3-11	4-6	23	18	53	12	26	2	13 200
			FGS		3FGS		FTS					
First Half			.480		.200		.000					
Second Half			.393		.333		.800					
Game			.434		.273		.667					

	FGS	3FGS	FTS
First Half	.480	.200	.000
Second Half	.393	.333	.800
Game	.434	.273	.667

MIAMI	FG	3FG	FT	REB	F	TP	A	TO	B	S	MIN
20 McGowan f	3-3	2-2	1-2	0	2	9	0	1	2	1	17
21 Collins f	4-6	0-0	4-6	6	0	12	0	4	0	0	24
31 Jones f	2-3	0-1	1-2	1	1	5	0	0	1	1	16
03 Grant g	2-4	2-4	0-0	4	1	6	3	4	0	1	24
23 Dews g	4-7	0-3	0-0	2	0	8	1	1	0	0	21
01 Scott	2-5	0-0	0-0	4	0	4	10	0	0	2	29
11 Quigtar	0-0	0-0	0-0	0	0	0	1	0	0	0	1
12 Allen	0-2	0-1	2-2	2	1	2	0	4	0	2	8
22 Kirk	1-1	0-0	2-2	4	0	4	0	0	0	2	5
25 Adams	1-5	1-4	0-0	4	0	3	0	1	0	0	19
30 Thomas	6-9	4-7	0-0	2	1	16	3	0	0	2	18
42 Johnson	2-2	0-0	0-0	0	1	4	1	2	0	0	4
45 Gamble	3-5	0-0	4-6	3	3	10	1	4	2	1	14
TEAM	2										
<b>TOTALS</b>	<b>30-52</b>	<b>9-22</b>	<b>14-20</b>	<b>34</b>	<b>10</b>	<b>83</b>	<b>19</b>	<b>23</b>	<b>5</b>	<b>12</b>	<b>200</b>

	FGS	3FGS	FTS
First Half	.519	.429	.833
Second Half	.640	.375	.643
Game	.577	.409	.700

Officials: Sean Hull, Tim Nestor, Freddie Williams  
Technical fouls: NCCU-None. Miami-None.  
Attendance: 3,842

SCORE BY PERIODS	1ST	2ND	TOTAL
North Carolina Central	25	28	53
Miami	39	44	83

## GAME 2 Nov. 16, 2009

<b>MIAMI</b>	<b>108</b>
<b>NOVA SOUTHEASTERN</b>	<b>58</b>

BankUnited Center—Coral Gables, Fla.

(AP) James Dews led four Hurricanes in double figures as Miami cruised to the 108-58 win over Nova Southeastern (0-1). Dews converted a career-high five-of-seven three-pointers en route to a game-high 19 points as the Hurricanes (2-0) had six players combine to hit 14 shots from long range at 51.9 percent — the most since a school-record 15 versus Georgetown on March 3, 1993. Dews opened the game with a three and UM would nail nine shots from beyond the arc in the first 10:30 to take the 35-9 lead. The Hurricanes converted 12-of-17 first half three-pointers — 70.6 percent — to take the 61-18 halftime lead. The 61 points are the most first-half points by a Miami squad since 1987 and the most points in any half by the Hurricanes since a 64-point second half in a 111-101 win over Tennessee Tech on Feb. 8, 1989. The 108 total points is also UM's highest offensive production since that 111-point game 20 years ago. Scott, the reigning ACC Rookie of the Week, added 14 points, a game-high eight assists and five rebounds for Miami, who dished out 26 assists on the evening — the most since a school-record 29 versus Florida Southern on Nov. 9, 2007.

NOVA	FG	3FG	FT	REB	F	TP	A	TO	B	S	MIN
30 Grubbs f	0-1	0-0	0-0	0	0	0	0	0	0	0	11
20 Allsop c	1-1	0-0	0-0	1	5	2	2	1	0	0	17
02 Brooks g	5-11	3-6	0-0	0	1	13	1	1	0	0	26
10 Cahill g	4-9	3-3	3-4	4	0	14	1	3	0	2	21
21 Dyer g	1-2	0-0	0-0	3	5	2	3	4	0	1	19
05 Gynes	3-10	4-4	3-4	2	2	9	2	3	0	0	15
12 Dennison	1-9	1-5	0-0	3	1	3	1	4	0	2	20
15 Portuondo	0-0	0-0	0-0	0	0	0	0	0	0	0	1
22 Huntington	0-3	0-2	0-0	1	3	0	1	0	1	1	17
23 Papendieck	4-6	2-3	2-2	5	1	12	1	3	0	0	19
25 Tassy	0-2	0-1	0-0	0	0	0	0	0	0	0	15
33 Roesch	1-6	1-4	0-0	0	3	3	0	2	0	1	16
42 Daly	0-1	0-0	0-0	0	2	0	0	0	0	0	3
TEAM	5										
<b>TOTALS</b>	<b>20-61</b>	<b>10-28</b>	<b>8-10</b>	<b>24</b>	<b>23</b>	<b>58</b>	<b>12</b>	<b>21</b>	<b>1</b>	<b>7</b>	<b>200</b>

	FGS	3FGS	FTS
First Half	.250	.231	.500
Second Half	.394	.467	.875
Game	.328	.357	.800

MIAMI	FG	3FG	FT	REB	F	TP	A	TO	B	S	MIN
20 McGowan f	3-5	0-1	0-0	8	1	6	1	2	1	1	13
21 Collins f	2-6	0-0	5-6	9	0	9	1	1	0	0	17
31 Jones f	4-6	0-0	1-1	6	0	9	1	1	0	1	18
01 Scott g	4-5	2-3	4-5	5	1	14	8	3	0	1	22
23 Dews g	7-11	5-7	0-0	2	0	19	1	0	0	1	18
03 Grant	5-10	2-4	5-5	1	3	17	4	2	0	1	23
11 Quigtar	1-3	0-1	0-0	0	0	2	0	0	0	1	3
12 Allen	2-2	2-2	2-3	3	0	8	7	1	0	1	17
22 Kirk	2-5	0-0	0-0	5	1	4	0	1	0	0	15
25 Adams	3-7	2-5	2-2	2	1	10	0	0	0	1	19
30 Thomas	1-4	1-4	0-0	1	2	3	3	1	0	0	17
42 Johnson	0-1	0-0	2-2	2	2	2	0	1	0	0	5
45 Gamble	1-1	0-0	3-4	4	2	5	0	3	1	2	13
TEAM	4										
<b>TOTALS</b>	<b>35-66</b>	<b>14-27</b>	<b>24-28</b>	<b>52</b>	<b>13</b>	<b>108</b>	<b>26</b>	<b>16</b>	<b>2</b>	<b>10</b>	<b>200</b>

	FGS	3FGS	FTS
First Half	.606	.706	.900
Second Half	.455	.200	.833
Game	.530	.519	.857

Officials: Dan Strzyfeler, Jerry Heater, Steve Coleman  
Technical fouls: Nova Southeastern-None. Miami-None.  
Attendance: 3696

SCORE BY PERIODS	1ST	2ND	TOTAL
Nova Southeastern	18	40	58



## GAME 3 Nov. 19, 2009

MIAMI	74
TULANE	54

Charleston Classic First Round  
Carolina First Arena—Charleston, S.C.

(AP) Dwayne Collins had 22 points and 14 rebounds for his 15th career double-double as Miami overpowered Tulane, 74-54, in the first round of the Charleston Classic. Collins made all eight of his shots from the field — a Miami men's basketball program best, and eight of his rebounds came on the offensive end. "He played like a man today," Miami coach Frank Haith said. "It was a really good effort. We shared the ball, had 19 assists, and I thought our defense exerted itself in the second half, and we got on the offensive glass." The Hurricanes (3-0) broke away early in the second half with a 19-4 run. They advanced to play UNC Wilmington, who defeated Penn State to pick up its first win of the season. Miami held Tulane to 20 points in the second half, limiting the Green Wave to 30 percent shooting. "I thought our defense was the key to the game," Haith said. "We were able to switch up between zone and man and our press, and I thought we played with a lot of energy." Kris Richard scored 13 points for Tulane (0-2).

TULANE	FG	3FG	FTREB	F	TP	A TO	B	S MIN
04 McQueen f	3-4	0-0	2-4	3	2	8	1	2 32
20 Holmes f	2-5	0-1	0-0	1	2	4	0	1 0 15
25 Hogan f	0-0	0-0	2-2	2	3	2	0	0 0 23
00 Richard g	5-13	3-8	0-0	1	3	13	2	1 0 1 25
01 Sims g	0-8	0-3	0-0	3	1	0	0	1 0 2 23
02 Booker	3-7	1-3	5-6	3	2	12	0	1 0 2 18
03 Rogers	2-3	0-1	1-1	2	1	5	2	2 0 1 18
13 Andersen	0-1	0-0	0-0	1	2	0	0	1 0 0 9
22 Timmons	3-5	0-0	0-1	2	4	6	1	1 0 2 17
23 Mayhane	2-4	0-2	0-0	4	0	4	0	1 0 0 9
24 Vianney	0-0	0-0	0-0	1	0	0	1	0 0 0 11
TEAM				3				
TOTALS	20-50	4-18	10-14	26	20	54	7	11 1 10 200
	FGS	3FGS	FTS					
First Half	.458	.250	.667					
Second Half	.346	.200	.727					
Game	.400	.222	.714					

MIAMI	FG	3FG	FTREB	F	TP	A TO	B	S MIN
20 McGowan f	2-3	0-1	0-1	2	1	4	1	0 1 0 16
21 Collins f	8-8	0-0	6-11	14	2	22	3	2 1 32
31 Jones f	1-2	0-0	2-2	2	1	4	0	1 0 0 30
01 Scott g	4-10	0-0	2-2	5	3	10	5	4 0 1 24
23 Dews g	2-9	0-6	0-0	2	1	4	3	2 0 2 30
03 Grant	4-9	2-4	0-0	2	3	10	4	3 0 0 16
12 Allen	0-1	0-0	0-0	0	0	0	0	0 0 0 2
22 Kirk	1-1	0-0	0-0	0	0	2	0	1 0 0 2
25 Adams	1-5	1-5	1-2	2	0	4	1	0 0 1 16
30 Thomas	3-5	3-5	3-4	6	0	12	2	0 0 0 25
45 Gamble	1-1	0-0	0-0	1	2	2	0	1 1 0 7
TEAM				1				
TOTALS	27-54	6-21	14-22	37	13	74	19	15 4 5 200
	FGS	3FGS	FTS					
First Half	.545	.273	.571					
Second Half	.469	.300	.667					
Game	.500	.286	.636					

Officials: Paul Janssen, Kevin Mathis, Tom Eades  
Technical fouls: Tulane-None. Miami-None.  
Attendance: 535

SCORE BY PERIODS	1ST	2ND	TOTAL
Tulane	26	28	54
Miami	31	43	74

## GAME 4 Nov. 20, 2009

MIAMI	67
UNC WILMINGTON	60

Charleston Classic Second Round  
Carolina First Arena—Charleston, S.C.

(AP) Malcolm Grant scored 18 points to lead Miami over UNC Wilmington, 67-60, as the Hurricanes advanced to the Charleston Classic title game. The Hurricanes (4-0) led 62-58 with 29 seconds to play and forced two Seahawks' turnovers to hold on and advance to the championship round. Trailing by 12 with 6:09 to play in the first half, Miami went on a 19-4 run and built a 27-26 lead at halftime. James Dews added 17 points for Miami, while Cyrus McGowan finished with nine points, a game-high nine rebounds and a career-high five blocks. Dews and Grant were a combined to go 14 of 20 from the field. Chad Tomko had 16 points for UNC Wilmington (1-3), which was looking for its second upset in as many days after knocking off Penn State 80-69 in Thursday's first round. The Hurricanes will compete in the Charleston Classic championship game on ESPN2.

MIAMI	FG	3FG	FTREB	F	TP	A TO	B	S MIN
20 McGowan f	3-4	0-1	3-6	9	4	9	1	5 0 31
21 Collins f	4-8	0-0	1-5	5	4	9	1	4 0 0 16
31 Jones f	2-4	0-1	0-1	3	2	4	0	1 0 1 19
01 Scott g	0-6	0-2	2-2	3	3	2	2	4 0 3 28
23 Dews g	8-10	0-0	1-2	4	1	17	0	2 1 1 35
03 Grant	6-10	2-3	4-6	1	0	18	2	4 0 1 25
12 Allen	0-1	0-0	0-0	0	0	0	1	0 1 0 2
22 Kirk	0-0	0-0	0-0	0	1	0	0	1 0 0 4
25 Adams	0-0	0-0	0-0	0	0	0	0	0 0 1 9
30 Thomas	1-4	1-4	0-0	1	2	3	0	1 0 0 19
42 Johnson	1-1	0-0	1-2	1	2	3	0	1 0 0 5
45 Gamble	1-4	0-0	0-0	0	2	2	0	1 0 0 7
TEAM				9				
TOTALS	26-52	3-11	12-24	36	21	67	6	21 6 8 200
	FGS	3FGS	FTS					
First Half	.500	.333	.429					
Second Half	.500	.200	.529					
Game	.500	.273	.500					

UNCW	FG	3FG	FTREB	F	TP	A TO	B	S MIN
21 Lacy f	3-9	1-3	2-2	4	3	9	1	1 0 0 25
32 Fields f	5-8	0-0	5-7	4	2	15	0	4 2 0 32
02 Rendleman g	2-4	0-0	0-2	2	2	4	0	1 0 0 18
05 Tomko g	6-14	2-5	2-2	3	4	16	4	2 0 1 35
14 Wolf g	1-8	1-4	2-2	0	2	5	2	7 0 0 27
01 Downey	1-6	0-4	0-0	4	1	2	0	1 0 0 14
03 Jeralds	0-0	0-0	0-0	0	0	0	0	0 0 0 4
04 Wilson	0-0	0-0	0-0	0	1	0	0	0 1 0 5
24 Ohuaregbe	0-0	0-0	1-2	4	2	1	2	0 1 0 10
30 Felder	2-2	1-1	0-0	0	2	5	1	0 1 1 15
34 Grant	1-4	1-2	0-0	1	2	3	0	0 0 2 15
TEAM				11				
TOTALS	21-55	6-19	12-17	33	21	60	9	18 4 5 200
	FGS	3FGS	FTS					
First Half	.323	.222	1.000					
Second Half	.458	.400	.615					
Game	.382	.316	.706					

Officials: Curtis Shaw, Tom Eades, Pat Adams  
Technical fouls: UNCW-None. Miami-None.  
Attendance: 1,055

SCORE BY PERIODS	1ST	2ND	TOTAL
Miami	27	40	67
UNC Wilmington	26	34	60

## GAME 5 Nov. 22, 2009

MIAMI	85
SOUTH CAROLINA	70

Charleston Classic Championship Game  
Carolina First Arena—Charleston, S.C.

(AP) James Dews scored a career-high 22 points and Dwayne Collins added 17 points to go with 15 rebounds, leading Miami past South Carolina 85-70 in the championship game of the Charleston Classic. Collins was selected as the MVP of the tournament. Dews finished the night shooting a perfect 3-of-3 from long range, moving into Miami's top 10 all-time in career three-pointers, having made 126 in his career. He moved past James Jones (1999-2003) for sole possession of 10th place. Miami (5-0) outscored the Gamecocks (4-1) 11-5 in the final 2:25 to clinch it. South Carolina led by as many as 11 points in the first half, but Miami came back to take a 34-31 halftime lead. Miami outrebounded South Carolina 30-16 in the first half and would build the 57-31 advantage on the boards in the game. The Gamecocks played without forward Dominique Archie for most of the game. Archie injured his right knee and left the game with 13:29 to play in the first half and South Carolina leading 9-2. He did not return.

MIAMI	FG	3FG	FTREB	F	TP	A TO	B	S MIN
20 McGowan f	1-2	0-0	2-4	6	2	4	0	3 0 0 20
21 Collins f	6-11	0-0	5-7	15	5	17	1	2 0 0 29
31 Jones f	4-4	0-0	0-0	5	1	8	2	5 1 1 27
01 Scott g	3-7	0-0	2-5	10	2	8	3	7 0 1 29
23 Dews g	8-11	3-3	3-3	2	3	22	1	0 0 1 31
03 Grant	2-8	1-3	2-4	1	1	7	3	2 0 0 23
25 Adams	1-4	1-3	0-0	2	0	3	0	3 0 0 9
30 Thomas	3-5	3-4	0-1	3	1	9	2	1 0 0 21
42 Johnson	2-2	0-0	3-5	7	0	7	1	0 1 1 10
45 Gamble	0-2	0-0	0-0	0	0	0	0	1 0 0 1
TEAM				6		1		
TOTALS	30-56	8-13	17-29	57	15	85	13	24 3 6 200
	FGS	3FGS	FTS					
First Half	.448	.571	.333					
Second Half	.630	.667	.765					
Game	.536	.615	.586					

USC	FG	3FG	FTREB	F	TP	A TO	B	S MIN
21 Archie f	3-5	1-2	0-0	2	0	7	0	1 0 1 7
30 Jackson f	1-5	0-1	0-2	1	2	2	0	0 0 2 19
44 Muldrow f	0-5	0-1	0-0	1	3	0	0	1 4 2 25
24 Holmes c	4-10	0-0	2-4	7	5	10	1	0 0 1 27
02 Downey g	8-23	2-11	2-2	6	3	20	6	4 0 4 37
01 Spinella	0-1	0-1	0-0	0	1	0	0	0 0 0 2
05 Raley-Ross	4-12	3-8	1-2	2	2	12	2	2 0 1 34
12 Galloway	5-10	4-8	0-1	3	3	14	2	1 0 0 23
25 Steed	0-3	0-0	1-2	3	2	1	0	0 0 0 12
31 Baniulus	1-2	1-2	1-2	1	1	4	0	1 0 0 9
32 Jefferson	0-0	0-0	0-0	0	1	0	0	0 0 0 5
TEAM				5				
TOTALS	26-76	11-34	7-15	31	23	70	13	10 4 11 200
	FGS	3FGS	FTS					
First Half	.333	.353	.500					
Second Half	.350	.294	.462					
Game	.342	.324	.467					

Officials: Kevin Mathis, Paul Janssen, Les Jones  
Technical fouls: SC-None. Miami-None.  
Attendance: 2,531

SCORE BY PERIODS	1ST	2ND	TOTAL
Miami	34	51	85
South Carolina	31	39	70

# 2009-10 Game Recaps

## GAME 6 Nov. 25, 2009

<b>MIAMI</b>	<b>77</b>
<b>FLORIDA GULF COAST</b>	<b>58</b>

BankUnited Center—Coral Gables, Fla.

DeQuan Jones scored a career-high 16 points to lead three Hurricanes in double figures as Miami improved to 6-0 with the 77-58 win over Florida Gulf Coast (0-4). Miami is 6-0 for the second time under head coach Frank Haith, who led the Hurricanes to a 12-0 start in 2007-08 en route to a second-round NCAA Tournament appearance. Jones shot 6-for-8 from the field and posted five rebounds, and James Dews hit a career-high tying 5-of-6 three-pointers en route to 15 points and a season-high three steals, as the Hurricanes grabbed a season-high 13 on the evening. Malcolm Grant finished with 14 points — including a season-high four threes, five rebounds and four assists in the win. UM snapped its streak of five-straight 50 percent shooting games, converting 40 percent — while attempting a program-high 36 three-pointers. The Hurricanes scored the first eight points of the game — including a pair of threes by Dews. A Grant three-pointer extended Miami's lead to 10 points, up 19-9 with 9:45 to go in the opening stanza. Miami grabbed seven first-half steals and would lead by as many as 18 points before taking the 39-23 lead into the break. With back-to-back baskets, Miami took the 20-point advantage, up 42-23, just 47 seconds into the second half. The Eagles could only get as close as 16 points and the Hurricanes led by as many as 26 points in the game.

FGCU	FG	3FG	FTREB	F	TP	A TO	B	S MIN
11 Lutkenhaus f	0-1	0-0	0-2	4	1	0	0	2 0 25
12 Marks f	3-8	0-0	1-2	7	2	7	0	3 0 1 23
32 Banks f	8-13	0-0	3-4	5	1	15	0	2 0 0 29
33 Lytle f	1-6	0-3	0-0	3	5	2	0	4 0 1 28
05 Chambers g	3-9	0-2	2-3	2	2	8	3	5 0 1 22
03 Baker	1-6	0-3	2-2	5	2	4	3	0 0 19
10 Miller	1-2	0-1	0-0	2	1	2	3	3 0 1 14
20 Williams	2-2	1-1	0-0	0	0	5	0	0 0 0 2
22 Rolax	1-1	0-0	0-0	0	0	2	0	0 0 0 5
23 Murray	0-0	0-0	0-0	2	2	0	0	0 0 1 4
24 O'Neil	2-3	0-0	1-2	2	3	5	0	1 0 0 11
25 Brown	3-7	0-3	2-2	6	0	8	1	0 0 2 18
TEAM				4				
<b>TOTALS</b>	<b>23-56</b>	<b>1-13</b>	<b>11-17</b>	<b>42</b>	<b>19</b>	<b>58</b>	<b>9</b>	<b>23 0 7 200</b>

	FGS	3FGS	FTS
First Half	.345	.000	.750
Second Half	.481	.167	.615
Game	.411	.077	.647

MIAMI	FG	3FG	FTREB	F	TP	A TO	B	S MIN
20 McGowan f	1-2	0-1	3-4	8	1	5	2	0 2 1 22
21 Collins f	2-6	0-0	4-7	7	2	8	1	2 0 1 24
31 Jones f	6-8	1-1	3-5	5	3	16	1	2 1 1 18
03 Grant g	5-11	4-10	0-3	5	2	14	4	4 0 2 25
23 Dews g	5-10	5-6	0-0	2	0	15	2	1 0 3 30
01 Scott	3-9	1-5	1-2	4	0	8	4	0 0 2 20
12 Allen	0-2	0-2	0-0	0	0	0	0	1 0 0 8
25 Adams	2-6	2-5	0-2	3	2	6	2	1 1 2 18
30 Thomas	0-8	0-6	0-0	3	1	0	1	2 0 0 17
42 Johnson	2-3	0-0	1-3	2	0	5	0	1 0 1 13
45 Gamble	0-0	0-0	0-0	1	0	0	0	2 0 0 5
TEAM				1				
<b>TOTALS</b>	<b>26-65</b>	<b>13-36</b>	<b>12-26</b>	<b>41</b>	<b>11</b>	<b>77</b>	<b>17</b>	<b>16 4 13 200</b>

	FGS	3FGS	FTS
First Half	.429	.333	.600
Second Half	.378	.389	.273
Game	.400	.361	.462

Officials: Jerry Heater, Brent Hampton, James Barker  
Technical fouls: FGCU-None. Miami-None.  
Attendance: 3,689

SCORE BY PERIODS	1ST	2ND	TOTAL
Florida Gulf Coast	23	35	58
Miami	39	38	77

## GAME 7 Nov. 28, 2009

<b>MIAMI</b>	<b>70</b>
<b>USC UPSTATE</b>	<b>41</b>

BankUnited Center—Coral Gables, Fla.

(AP) Dwayne Collins scored 17 points and Reggie Johnson added a career-high 13 as Miami improved to 7-0 in a 70-41 rout of USC Upstate. It marks the second time under head coach Frank Haith that the Hurricanes have started the season 7-0 and the fifth time in program history. Miami outscored the Spartans 20-4 and broke the game open during a 7:51 span midway through the first half. Collins scored six points during the spurt and Julian Gamble's field goal with 6:45 remaining capped the run for the 25-11 Hurricanes' lead. Cyrus McGowan's jumper with 3:13 left in the half gave the Hurricanes their first 20-point lead at 33-13. Nick Schneiders, a 7-3 center, led the Spartans (0-5) with 11 points. Mezie Uzochukwu's reverse layup 1:19 into the second half brought USC Upstate within 14 points, but Collins responded with seven-straight points in the next 2:33 to give Miami the 45-24 lead. UM would lead by as many as 32 points. The Hurricanes forced 21 turnovers and held their opponents to just 41 points — the fewest points for a Miami opponent since a 94-41 victory over North Florida on Dec. 31, 2008.

UPSTATE	FG	3FG	FTREB	F	TP	A TO	B	S MIN
21 Uzochukwu f	3-6	0-0	1-1	4	1	7	0	2 0 2 20
14 Schneiders c	5-12	0-0	1-1	3	0	11	0	2 1 0 25
03 Minus g	0-4	0-3	0-0	0	0	2	2	0 1 0 20
20 Chavis g	0-3	0-3	0-0	3	0	1	1	0 2 24
33 Cook g	1-4	0-2	2-2	3	1	4	3	2 0 0 25
11 Gordon	2-3	1-2	0-0	0	1	5	0	3 0 1 14
23 LeGates	2-8	0-2	0-0	5	2	4	3	1 0 0 22
25 Posey	1-1	1-1	0-0	0	4	3	0	4 0 1 15
34 Rogers	0-1	0-1	0-0	2	1	0	0	2 0 0 16
40 Palkert	2-4	0-1	3-4	2	0	7	2	1 1 0 19
TEAM				5				
<b>TOTALS</b>	<b>16-46</b>	<b>2-15</b>	<b>7-8</b>	<b>27</b>	<b>13</b>	<b>41</b>	<b>11</b>	<b>21 2 7 200</b>

	FGS	3FGS	FTS
First Half	.364	.167	1.000
Second Half	.333	.111	.800
Game	.348	.133	.875

MIAMI	FG	3FG	FTREB	F	TP	A TO	B	S MIN
20 McGowan f	2-4	0-2	0-0	5	1	4	0	1 0 2 14
21 Collins f	7-9	0-0	3-3	3	1	17	3	3 2 2 18
31 Jones f	2-5	0-2	0-0	1	0	4	3	2 0 1 19
01 Scott g	1-6	1-4	0-0	6	1	3	1	1 0 1 24
23 Dews g	2-6	1-4	0-0	0	1	5	2	0 0 1 20
03 Grant	2-4	2-4	0-0	1	0	6	5	0 0 1 18
12 Allen	2-3	1-2	0-1	3	2	5	1	2 0 2 18
25 Adams	0-4	0-4	1-2	3	1	1	1	1 0 2 21
30 Thomas	3-6	2-4	0-0	0	2	8	1	0 0 0 17
42 Johnson	6-9	0-0	1-2	6	1	13	0	2 0 2 13
45 Gamble	2-3	0-0	0-0	5	3	4	4	1 1 0 18
TEAM				2				
<b>TOTALS</b>	<b>29-59</b>	<b>7-26</b>	<b>5-8</b>	<b>35</b>	<b>13</b>	<b>70</b>	<b>21</b>	<b>13 3 14 200</b>

	FGS	3FGS	FTS
First Half	.552	.273	.600
Second Half	.433	.267	.667
Game	.492	.269	.625

Officials: Bryan Kersey, Mike Kitts, Bill Covington Jr.  
Technical fouls: USC Upstate-None. Miami-None.  
Attendance: 3,499

SCORE BY PERIODS	1ST	2ND	TOTAL
USC Upstate	20	21	41
Miami	38	32	70

## GAME 8 Dec. 2, 2009

<b>MIAMI</b>	<b>63</b>
<b>MINNESOTA</b>	<b>58</b>

Big Ten/ACC Challenge  
BankUnited Center—Coral Gables, Fla.

(AP) Freshman Durand Scott scored a season-high 20 points, including consecutive breakaway baskets in the final minute, and the Miami Hurricanes remained unbeaten by rallying past Minnesota 63-58 in the Big Ten/ACC Challenge. The Hurricanes (8-0) won their 15th consecutive non-conference regular season game. They've started a season with eight wins in a row four other times, most recently two years ago. Minnesota (4-3) lost its third game in a row. Malcolm Grant scored 16 points off the bench for the Hurricanes, and James Dews added 11. Lawrence Westbrook had 14 points for the Gophers. The lead changed hands five times in the second half before Dwayne Collins scored with 1:54 left to put Miami ahead for good, 55-53. Minnesota then committed three consecutive turnovers, and two led to easy baskets by Scott to put Miami up 61-53.

MINNESOTA	FG	3FG	FTREB	F	TP	A TO	B	S MIN
33 Williams f	0-2	0-1	0-2	0	1	0	1	2 0 0 16
34 Johnson f	3-9	0-2	1-5	3	3	7	1	1 2 1 29
50 Sampson III c	2-6	0-0	0-0	2	3	4	1	1 1 0 23
00 Nolen g	3-6	0-1	3-4	6	3	9	6	4 0 5 33
20 Westbrook g	5-11	2-3	2-3	3	0	14	0	2 0 0 30
01 Carter	2-4	0-1	1-1	3	0	5	0	0 0 0 10
05 Devoe	3-6	2-5	0-0	3	2	8	3	1 0 1 23
24 Hoffarber	3-6	3-6	0-0	2	2	9	0	0 0 0 20
45 Iverson	1-1	0-0	0-0	1	2	2	0	0 1 0 16
TEAM				10				
<b>TOTALS</b>	<b>22-51</b>	<b>7-19</b>	<b>7-15</b>	<b>33</b>	<b>16</b>	<b>58</b>	<b>12</b>	<b>12 4 7 200</b>

	FGS	3FGS	FTS
First Half	.571	.444	.500
Second Half	.333	.300	.455
Game	.431	.368	.467

MIAMI	FG	3FG	FTREB	F	TP	A TO	B	S MIN
20 McGowan f	0-3	0-1	0-0	3	2	0	1	2 0 0 14
21 Collins f	3-6	0-0	3-6	11	2	9	2	4 0 0 28
31 Jones f	0-2	0-1	0-0	3	0	0	0	0 0 1 19
01 Scott g	9-17	1-3	1-2	5	2	20	3	2 1 4 28
23 Dews g	5-10	1-4	0-0	2	2	11	2	1 0 1 29
03 Grant	5-8	4-7	2-2	2	2	16	2	3 0 0 28
25 Adams	1-2	0-1	0-0	1	0	2	1	1 0 0 17
30 Thomas	1-6	1-6	0-1	3	3	3	1	0 1 2 26
42 Johnson	1-2	0-0	0-0	1	1	2	1	0 1 1 9
45 Gamble	0-0	0-0	0-0	1	0	0	0	0 0 0 2
TEAM				2				
<b>TOTALS</b>	<b>25-56</b>	<b>7-23</b>	<b>6-11</b>	<b>34</b>	<b>14</b>	<b>63</b>	<b>13</b>	<b>14 3 9 200</b>

	FGS	3FGS	FTS
First Half	.360	.333	.600
Second Half	.516	.273	.500
Game	.446	.304	.545

Officials: Mike Wood, Gary Maxwell, Ray Natili  
Technical fouls: Minnesota-None. Miami-None.  
Attendance: 5,157

SCORE BY PERIODS	1ST	2ND	TOTAL
Minnesota	30	28	58
Miami	25	38	63

**GAME 9** Dec. 6, 2009

<b>BOSTON COLLEGE</b>	<b>61</b>
<b>MIAMI</b>	<b>60</b>

Silvio Conte Forum—Chestnut Hill, Mass.

(AP) Reggie Jackson grabbed the rebound on Malcolm Grant's missed 3-pointer with three seconds left, then sank a pair of free throws that proved to be the difference as Boston College beat Miami 61-60 in the ACC opener. Jackson scored 18 with nine rebounds and Corey Raji had 17 points and nine boards for the Eagles (6-2) to send Miami (8-1) to its first loss. BC outrebounded the Hurricanes 46-21, including a 23-4 edge on offensive rebounds. Grant scored 18 points for Miami, going 4-for-7 from 3-point range. He scored eight-straight points to tie the game 57-all with 2:25 to play as Miami erased a 54-38 lead with a 19-3 run. Later, Grant went for the win with a 3-pointer, but Jackson came down with the rebound. He was immediately fouled and hit both free throws for a 61-57 lead. Grant hit a 3-pointer at the buzzer for the final margin.

MIAMI	FG	3FG	FT	REB	F	TP	A TO	B	S MIN
20 McGowan	f	2-2	0-0	0-1	2	2	4	0	1 3 0 20
21 Collins	f	2-5	0-0	0-0	1	1	4	0	2 0 0 18
31 Jones	f	3-4	0-0	2-2	4	3	8	1	2 0 0 24
01 Scott	g	2-6	0-1	0-0	4	2	4	2	1 0 3 32
23 Dews	g	3-7	0-3	0-0	3	2	6	2	0 1 1 30
03 Grant		6-11	4-7	2-2	0	3	18	4	0 0 0 23
12 Allen		0-0	0-0	0-0	0	0	0	0	0 0 0 2
25 Adams		2-5	0-1	0-0	1	1	4	1	0 0 0 8
30 Thomas		2-7	1-6	0-0	1	3	5	1	0 0 0 22
42 Johnson		3-6	0-0	1-1	3	2	7	0	0 1 0 16
45 Gamble		0-0	0-0	0-0	0	2	0	0	0 1 0 5
TEAM					2				
<b>TOTALS</b>	<b>25-53</b>	<b>5-18</b>	<b>5-6</b>	<b>21</b>	<b>21</b>	<b>60</b>	<b>11</b>	<b>6</b>	<b>6 4 200</b>

	FGS	3FGS	FTS
First Half	.458	.167	.667
Second Half	.483	.333	1.000
Game	.472	.278	.833

BC	FG	3FG	FT	REB	F	TP	A TO	B	S MIN
11 Raji	f	6-11	0-0	5-6	9	1	17	0	2 0 0 30
12 Trapani	f	1-13	0-6	3-4	6	1	5	0	1 0 1 34
52 Southern	c	2-6	0-0	2-4	7	3	6	0	3 0 1 24
00 Jackson	g	6-13	1-6	5-7	9	2	18	3	2 0 1 37
05 Biko	g	2-5	0-1	0-1	5	1	4	7	3 0 1 34
21 Roche		2-6	2-5	1-1	3	1	7	0	0 0 0 16
30 Elmore		1-2	0-0	0-0	1	1	2	0	0 0 0 9
55 Dunn		0-2	0-0	2-2	3	0	2	1	0 2 0 16
TEAM					3				
<b>TOTALS</b>	<b>20-58</b>	<b>3-18</b>	<b>18-25</b>	<b>46</b>	<b>10</b>	<b>61</b>	<b>11</b>	<b>11</b>	<b>2 4 200</b>

	FGS	3FGS	FTS
First Half	.270	.167	.818
Second Half	.476	.167	.643
Game	.345	.167	.720

Officials: Les Jones, Bryan Kersey, Mike Kitts  
 Technical fouls: BC-None. Miami-None.  
 Attendance: 5,063

SCORE BY PERIODS	1ST	2ND	TOTAL
Miami	25	35	60
Boston College	31	30	61

**GAME 10** Dec. 12, 2009

<b>MIAMI</b>	<b>91</b>
<b>SOUTH CAROLINA STATE</b>	<b>54</b>

BankUnited Center—Coral Gables, Fla.

(AP) James Dews hit a career-high six 3-pointers to finish with a game-high 20 points to lead Miami past South Carolina State, 91-54. In its first game since Sunday's 61-60 loss at Boston College, Miami (9-1) was never threatened after a 14-0 run late in the first half. Dews converted on two of four Hurricanes 3-pointers during the spurt and finished with six behind the arc. Adrian Thomas' 3-pointer capped the run with 5:35 left in the half, increasing Miami's lead to 37-18. Miami tied a school record with 15 3-pointers, originally set against Georgetown on March 3, 1993. The Hurricanes made nine 3-pointers in the first half, including four in the opening 6:36 for a 20-8 advantage. Tyvon Williams' 3-pointer with 10:40 left in the half was the Bulldogs' final field goal before the Hurricanes' 14-0 run. Dwayne Collins, Thomas and Reggie Johnson added 11 points apiece for the Hurricanes, while Collins grabbed a game-high seven rebounds. Malcolm Grant and Durand Scott dished out six assists apiece, and DeQuan Jones and Cyrus McGowan each put up three blocks. Arsenio Williams led South Carolina State (5-2) with 13 points.

SCSU	FG	3FG	FT	REB	F	TP	A TO	B	S MIN
12 Pitt	f	0-0	0-0	2-2	0	3	2	1	2 1 0 18
21 Williams, A.	f	6-10	0-0	3-6	4	2	15	0	2 0 0 30
01 Toombs	g	0-2	0-1	4-4	0	0	4	4	2 0 0 23
22 Bennett	g	3-5	1-4	0-0	2	0	3	1	4 0 2 19
24 Tellare	g	4-11	2-6	0-0	5	3	10	1	3 0 1 31
03 Williams, T.		1-9	1-4	0-0	3	2	3	2	2 0 1 22
04 Porter		1-5	1-2	0-0	0	1	3	2	1 0 0 9
05 Smalls		4-9	1-3	1-2	4	1	10	0	0 0 0 19
13 Wright		0-0	0-0	0-0	1	1	0	1	0 0 0 6
32 Macey		1-3	0-0	2-2	6	1	4	0	3 0 2 23
TEAM					5				
<b>TOTALS</b>	<b>18-54</b>	<b>6-20</b>	<b>12-16</b>	<b>30</b>	<b>14</b>	<b>54</b>	<b>12</b>	<b>20</b>	<b>1 6 200</b>

	FGS	3FGS	FTS
First Half	.320	.300	.750
Second Half	.345	.300	.750
Game	.333	.300	.750

MIAMI	FG	3FG	FT	REB	F	TP	A TO	B	S MIN
21 Collins	f	5-6	0-0	1-2	7	3	11	0	2 0 1 20
30 Thomas	f	4-6	3-4	0-0	2	2	11	2	0 0 0 16
31 Jones	f	4-7	0-1	0-0	2	0	8	1	2 3 0 22
03 Grant	g	2-5	2-5	0-0	1	0	6	6	2 0 0 21
23 Dews	g	7-9	6-8	0-0	0	2	20	2	3 0 0 22
01 Scott		2-5	1-3	0-0	1	1	5	6	0 0 2 19
11 Quiglar		1-2	0-0	1-2	2	1	3	0	0 0 0 1
12 Allen		2-5	2-4	3-4	2	2	9	1	0 0 0 14
20 McGowan		1-2	0-1	0-0	1	2	2	0	1 3 2 13
25 Adams		2-6	1-5	0-0	4	1	5	1	1 0 1 20
42 Johnson		3-4	0-0	5-6	6	1	11	1	2 2 1 17
45 Gamble		0-2	0-0	0-0	4	0	0	3	0 1 1 15
TEAM					3				
<b>TOTALS</b>	<b>33-59</b>	<b>15-31</b>	<b>10-14</b>	<b>35</b>	<b>15</b>	<b>91</b>	<b>23</b>	<b>13</b>	<b>9 8 200</b>

	FGS	3FGS	FTS
First Half	.483	.474	.750
Second Half	.633	.500	.700
Game	.559	.484	.714

Officials: Brian Dorsey, Tim Nestor, Raymond Styons  
 Technical fouls: SCSU-None. Miami-None.  
 Attendance: 3,900

SCORE BY PERIODS	1ST	2ND	TOTAL
South Carolina State	25	29	54
Miami	40	51	91

**GAME 11** Dec. 16, 2009

<b>MIAMI</b>	<b>69</b>
<b>STETSON</b>	<b>49</b>

Edmunds Center—DeLand, Fla.

(AP) Dwayne Collins scored 20 points and matched his season-high with 15 rebounds to lead Miami to a 69-49 victory over Stetson. The 6-foot-8, 241-pound Collins overpowered an undersized Stetson frontcourt while playing just 24 minutes. He was 8-for-10 from the floor. Reserve Adrian Thomas added 11 points and four assists for the Hurricanes (10-1). Ridge Graham scored 13 points and grabbed nine rebounds to lead the Hatters (2-6), who also got 11 points apiece from A.J. Smith and Brandon Williams. Miami never trailed. A 3-pointer by Brandon Williams got Stetson within four points at 20-16 with 8:09 left in the first half. Collins then scored eight of Miami's next 16 points to build a 36-25 halftime lead. A 12-2 Miami run with five different players scoring made it a 54-34 lead with nine minutes remaining.

MIAMI	FG	3FG	FT	REB	F	TP	A TO	B	S MIN
20 McGowan	f	1-1	0-0	0-0	1	4	2	0	2 1 1 14
21 Collins	f	8-10	0-0	4-9	15	1	20	2	3 0 0 24
31 Jones	f	4-4	0-0	1-2	2	0	9	0	0 2 0 20
01 Scott	g	2-5	0-1	0-0	4	2	4	4	1 0 0 24
23 Dews	g	2-6	2-4	0-0	0	2	6	2	0 0 0 25
03 Grant		2-5	1-2	4-5	2	1	9	4	0 0 0 24
12 Allen		0-1	0-1	0-0	0	0	0	0	1 0 1 7
25 Adams		2-2	0-0	0-0	5	1	4	0	2 0 1 19
30 Thomas		4-6	3-5	0-0	4	3	11	4	0 1 1 24
42 Johnson		0-3	0-0	0-2	0	0	0	0	0 0 1 7
45 Gamble		1-3	0-0	2-2	2	0	4	0	2 1 0 12
TEAM					2				
<b>TOTALS</b>	<b>26-46</b>	<b>6-13</b>	<b>11-20</b>	<b>37</b>	<b>14</b>	<b>69</b>	<b>16</b>	<b>11</b>	<b>5 5 200</b>

	FGS	3FGS	FTS
First Half	.591	.429	.636
Second Half	.542	.500	.444
Game	.565	.462	.550

STETSON	FG	3FG	FT	REB	F	TP	A TO	B	S MIN
05 Graham	f	5-11	0-1	3-4	9	3	13	1	2 0 0 31
13 Radford	c	0-1	0-0	0-0	1	2	0	0	1 0 0 19
02 Smith	g	4-13	0-5	3-4	1	1	11	2	1 0 1 34
15 Lohuis	g	2-6	1-4	0-0	3	4	5	1	0 0 3 29
22 Patterson	g	3-11	1-6	0-1	1	1	7	0	1 0 0 20
03 Williams		3-6	3-6	2-2	1	2	11	1	1 0 0 21
10 Bowen		0-1	0-1	0-0	0	0	0	0	0 0 0 6
11 Dupiton		0-0	0-0	0-0	4	0	0	0	1 1 2 20
12 Naburgs		0-2	0-2	0-0	1	0	0	0	0 0 0 11
24 McInerney		0-0	0-0	2-2	2	0	2	0	1 0 0 6
33 Weston		0-0	0-0	0-0	0	0	0	0	0 0 0 3
TEAM					0				
<b>TOTALS</b>	<b>17-51</b>	<b>5-25</b>	<b>10-13</b>	<b>23</b>	<b>13</b>	<b>49</b>	<b>5</b>	<b>8</b>	<b>1 6 200</b>

	FGS	3FGS	FTS
First Half	.417	.200	.750
Second Half	.259	.200	.778
Game	.333	.200	.769

Officials: Gary Maxwell, Joe Lindsay, James Barker  
 Technical fouls: Stetson-None. Miami-None.  
 Attendance: 2,619

SCORE BY PERIODS	1ST	2ND	TOTAL
Miami	36	33	69
Stetson	25	24	49

GAME 12 Dec. 19, 2009

MIAMI	87
FLORIDA ATLANTIC	69

Orange Bowl Classic  
BankAtlantic Center—Sunrise, Fla.

(AP) Three Hurricanes scored in double figures and Miami built a big rebounding advantage to beat Florida Atlantic 87-69 in the Orange Bowl Basketball Classic. James Dews scored 15 points in the first half, when Miami (11-1) built a 43-23 lead. Dwayne Collins posted his second-straight double-double with 17 points and a game-high 14 rebounds for the Hurricanes, who enjoyed a 55-31 edge on the boards. Durand Scott added 13 points and four assists for UM. Miami had 24 offensive rebounds and shot 8-for-16 from 3-point range. They won for the 19th time in 20 games against the Owls. Raymond Taylor had 23 points and seven assists for Florida Atlantic (5-5). The Owls ran off 10 consecutive points early in the second half and closed the margin to 45-35 but could get no closer.

FAU	FG	3FG	FTREB	F	TP	A	TO	B	S	MIN
04 Mattison f	0-1	0-0	0-0	0	1	0	0	0	0	7
50 Simpson f	1-1	0-0	0-0	2	5	2	0	1	0	9
02 Taylor g	8-20	3-10	4-4	5	3	23	7	2	0	1 36
22 Gantt g	4-11	1-7	2-4	1	0	11	2	2	1	0 31
23 Hughley g	3-5	1-1	3-3	1	4	10	0	2	1	2 18
01 Richardson	4-8	3-5	3-3	2	2	14	1	1	0	0 19
05 Tucker	0-2	0-0	0-0	1	3	0	2	3	1	0 15
12 O'Sullivan	0-0	0-0	0-0	0	0	0	0	0	0	0 1
21 McCoy	0-0	0-0	0-0	1	0	0	0	0	1	1 7
35 Stewart	0-0	0-0	0-0	0	0	0	0	0	0	0 3
40 Royster	2-8	0-0	3-8	8	3	7	1	2	5	3 35
55 Davis	1-3	0-0	0-1	4	5	2	0	0	3	1 19
TEAM				6						
TOTALS	23-59	8-2315-23	31 26	69	13	13	12	8	200	

	FGS	3FGS	FTS
First Half	.286	.154	.556
Second Half	.484	.600	.714
Game	.390	.348	.652

MIAMI	FG	3FG	FTREB	F	TP	A	TO	B	S	MIN
20 McGowan f	2-4	0-0	1-2	4	4	5	1	2	0	0 15
23 Dews g	6-10	2-3	1-2	9	0	15	1	3	0	3 31
21 Collins f	8-14	0-0	1-5	14	4	17	0	1	2	0 24
01 Scott g	5-10	0-0	3-4	1	2	13	4	2	0	0 30
03 Grant g	2-9	1-4	2-2	2	3	7	2	2	0	2 26
12 Allen	2-4	2-2	0-0	2	3	6	2	2	1	1 13
25 Adams	2-2	2-2	3-6	2	2	9	1	1	0	2 21
30 Thomas	2-6	1-5	0-0	3	2	5	1	1	1	0 18
42 Johnson	1-9	0-0	6-6	10	2	8	1	0	3	1 14
45 Gamble	0-1	0-0	2-2	1	0	2	0	2	1	0 8
TEAM				7						
TOTALS	30-69	8-1619-29	55 22	87	13	16	8	9	200	

	FGS	3FGS	FTS
First Half	.471	.571	.538
Second Half	.400	.444	.750
Game	.435	.500	.655

Officials: J.B. Caldwell, T. Nestor, W. Humes  
Technical fouls: FAU-None, Miami-None.  
Attendance: 13,258

SCORE BY PERIODS	1ST	2ND	TOTAL
Florida Atlantic	23	46	69
Miami	43	44	87

GAME 13 Dec. 21, 2009

MIAMI	80
NORTH CAROLINA A&T	59

BankUnited Center—Coral Gables, Fla.

(AP) Malcolm Grant scored 14 points to lead five Hurricanes in double figures as Miami cruised to the 80-59 victory over North Carolina A&T to give head coach Frank Haith his 100th win. Grant hit a pair of three-pointers to extend his three-point streak to all 13 games this season, tying for the second-longest active streak in the ACC. Dwayne Collins and Durand Scott each finished with 13 points, while James Dews and Cyrus McGowan each scored 10 points. Miami (12-1) never trailed and opened a 21-6 lead in the first eight and half minutes of the game. Scott scored eight points during the early run. Reggie Johnson's three-point play with 5:23 remaining in the first half increased the Hurricanes lead to 33-13. The Aggies (4-7) went on a 12-2 run early in the second half to cut Miami's lead to 52-42 with 12:58 remaining, but Collins responded with UM's next seven points, including a driving slam dunk with 11:41 left for a 59-45 lead.

NCAT	FG	3FG	FTREB	F	TP	A	TO	B	S	MIN
33 Upchurch f	0-2	0-0	0-0	5	0	0	0	2	0	0 9
34 Johnson f	3-8	2-5	0-0	1	2	8	1	0	0	2 30
23 Coleman c	2-4	0-0	0-0	7	4	4	1	2	0	1 22
03 Alston g	4-12	2-7	3-3	2	2	13	2	9	0	0 33
12 Simpson g	3-8	2-7	0-0	3	1	8	1	1	0	1 21
05 Joshua	4-11	2-8	4-8	4	2	14	3	1	0	1 28
10 Hill	2-5	2-5	0-0	2	0	6	1	0	0	0 16
20 Williams	0-1	0-0	0-0	0	0	0	0	0	0	0 6
31 Witter	1-2	1-2	0-0	0	0	3	0	0	0	0 6
50 Porter	1-2	0-0	1-3	3	4	3	2	2	3	1 29
TEAM				8						
TOTALS	20-55	11-34	8-14	35	15	59	11	17	3	6 200

	FGS	3FGS	FTS
First Half	.308	.313	.333
Second Half	.414	.333	.636
Game	.364	.324	.571

MIAMI	FG	3FG	FTREB	F	TP	A	TO	B	S	MIN
20 McGowan f	4-5	2-2	0-1	2	4	10	0	3	0	0 17
21 Collins f	6-9	0-0	1-4	9	0	13	3	1	1	1 21
01 Scott g	5-9	1-2	2-3	5	1	13	4	2	0	0 30
03 Grant g	5-9	2-5	2-2	4	1	14	5	2	0	1 29
23 Dews g	4-14	2-8	0-0	2	0	10	1	1	0	0 26
12 Allen	2-7	2-6	0-0	0	0	6	1	0	0	0 15
25 Adams	0-4	0-2	1-2	8	0	1	1	1	2	1 20
30 Thomas	2-5	2-5	0-0	2	2	6	0	0	0	0 18
42 Johnson	1-4	0-0	3-3	8	2	5	1	0	0	0 11
45 Gamble	1-2	0-0	0-0	4	2	2	3	2	0	1 13
TEAM				1						
TOTALS	30-68	11-30	9-15	45	12	80	19	12	3	4 200

	FGS	3FGS	FTS
First Half	.432	.412	.556
Second Half	.452	.308	.667
Game	.441	.367	.600

Officials: Les Jones, Frank Raposo, Jeff Nichols  
Technical fouls: NCAT-None, Miami-None.  
Attendance: 3,143

SCORE BY PERIODS	1ST	2ND	TOTAL
North Carolina A&T	22	37	59
Miami	44	36	80

GAME 14 Dec. 30, 2009

MIAMI	73
BETHUNE-COOKMAN	55

BankUnited Center—Coral Gables, Fla.

(AP) James Dews scored 12 points to lead the Miami men's basketball team over Bethune-Cookman, 73-55. Dews, Garrius Adams and Malcolm Grant each hit 3-pointers during a 13-2 spurt, which helped Miami build a 33-21 lead late in the first half. Grant's conversion behind the arc with 3:30 remaining capped the run. Adams, Dews and Grant also hit 3-pointers in the first 7:59 of the second half, helping the Hurricanes (13-1) increase their lead to 49-31. Grant has converted a three-point basket in all 14 games this season — the second-longest active streak in the ACC and tied for the 10th longest in school history. The Wildcats (7-6) stayed within striking distance of the Hurricanes most of the first half. Jarrell Thomas' 3-pointer with 7:24 left cut Miami's lead to 20-19. Durand Scott dished out a game-high eight assists for the Hurricanes and added eight points, while Dwayne Collins and Reggie Johnson grabbed seven rebounds apiece. Miami is unbeaten in its first 13 non-conference games this season.

B-CU	FG	3FG	FTREB	F	TP	A	TO	B	S	MIN
32 Starling f	3-9	0-1	9-12	7	2	15	3	2	3	2 39
33 Adams c	0-1	0-0	0-0	2	2	0	0	0	0	0 12
02 Miller g	1-3	0-0	0-0	0	2	2	0	2	0	1 19
03 Reed g	8-21	1-5	2-4	2	3	19	3	3	0	0 37
10 Elliott g	3-6	1-2	2-4	1	1	9	0	1	0	0 24
01 Thomas	1-4	1-3	0-0	1	1	3	1	3	0	0 20
05 Abraham	0-4	0-0	0-0	7	5	0	0	3	1	0 15
11 Bryant	0-2	0-0	2-2	2	0	2	1	0	0	0 10
12 Anuslonwu	0-0	0-0	0-0	0	0	0	0	0	0	0 1
21 Dukes	1-1	1-1	0-0	1	0	3	0	0	0	0 14
23 Williford	1-1	0-0	0-0	2	5	2	0	0	0	1 9
TEAM				10						
TOTALS	18-52	4-1215-22	35 21	55	8	14	4	4	200	

	FGS	3FGS	FTS
First Half	.417	.500	1.000
Second Half	.286	.167	.650
Game	.346	.333	.682

MIAMI	FG	3FG	FTREB	F	TP	A	TO	B	S	MIN
20 McGowan f	1-4	0-0	3-4	4	3	5	0	0	0	0 16
21 Collins f	2-5	0-0	3-7	7	2	7	2	0	2	0 20
31 Jones f	2-7	0-2	1-2	2	3	5	1	2	2	0 19
01 Scott g	3-4	0-0	2-3	2	0	8	8	4	0	1 27
23 Dews g	5-7	2-2	0-0	4	1	12	2	3	1	2 23
03 Grant	2-4	2-4	2-2	1	0	8	0	1	0	0 21
12 Allen	1-2	0-1	4-7	0	1	6	0	0	0	0 11
25 Adams	2-5	2-3	0-0	2	0	6	0	1	1	1 20
30 Thomas	3-4	3-4	0-0	3	0	9	2	0	0	1 20
42 Johnson	3-7	0-0	1-2	7	4	7	0	0	1	0 11
45 Gamble	0-0	0-0	0-0	0	1	0	1	0	1	0 12
TEAM				2						
TOTALS	24-49	9-1616-27	34 15	73	16	11	8	5	200	

	FGS	3FGS	FTS
First Half	.429	.556	.750
Second Half	.571	.571	.526
Game	.490	.563	.593

Officials: Tim Kelly, Tony Greene, Michael Stephens  
Technical fouls: B-CU-None, Miami-Reggie Johnson.  
Attendance: 4,206

SCORE BY PERIODS	1ST	2ND	TOTAL
Bethune-Cookman	25	30	55
Miami	35	38	73

## GAME 15

Jan. 3, 2010

**MIAMI** 86  
**PEPPERDINE** 63

Firestone Fieldhouse—Malibu, Calif.

(AP) James Dews scored 21 points and sank five 3-pointers to lead Miami to its sixth-straight win, an 86-63 road victory over Pepperdine. The Hurricanes (14-1) never trailed and used a double-digit scoring run in both halves to pull away in their first visit to Pepperdine (4-12) since December 1969. Adrian Thomas, who scored 15 points on a career-high five 3-pointers off the bench, began and ended a 10-0 run with 3-pointers to help Miami to a 21-10 lead with 12 minutes to go in the first half. The Hurricanes led 45-36 at half-time. Dews ignited a 12-0 run in the second half with a 3-pointer that pushed Miami's lead to 68-46 with less than 11 minutes to go. Pepperdine's Keion Bell scored a game-high 22 points. Miami, which has won 21 consecutive non-conference regular-season games, made 13 3-pointers and shot 53 percent from the field overall. With Sunday's win, Miami finishes its non-conference slate with a perfect 14-0 record under head coach Frank Haith.

MIAMI	FG	3FG	FTREB	F	TP	A	T	B	S	MIN
20 McGowan	f	2-3	0-1	3-5	5	1	7	2	2	0 1 14
21 Collins	f	2-5	0-0	4-6	3	2	8	2	0	3 1 20
31 Jones	f	3-6	1-3	0-0	1	3	7	1	2	0 2 16
01 Scott	g	1-6	1-2	1-2	4	2	4	4	0	2 0 28
23 Dews	g	8-13	5-9	0-1	4	1	21	1	3	0 1 26
03 Grant	g	1-5	0-4	1-2	1	1	3	4	3	1 2 22
11 Quiglar	g	0-0	0-0	0-0	0	2	0	2	0	0 0 3
12 Allen	g	1-3	0-2	2-2	1	0	4	0	1	0 1 8
25 Adams	g	1-3	1-2	2-2	1	1	5	2	1	0 0 17
30 Thomas	g	5-6	5-6	0-0	5	1	15	3	0	2 0 16
42 Johnson	g	4-5	0-0	0-0	7	1	8	0	0	0 0 18
45 Gamble	g	2-2	0-0	0-0	3	0	4	0	0	0 0 12
TEAM										3
<b>TOTALS</b>		<b>30-57</b>	<b>13-29</b>	<b>13-20</b>	<b>38</b>	<b>15</b>	<b>86</b>	<b>21</b>	<b>12</b>	<b>8 8 200</b>

	FGS	3FGS	FTS
First Half	.577	.429	.750
Second Half	.484	.467	.500
Game	.526	.448	.650

PEPPERDINE	FG	3FG	FTREB	F	TP	A	T	B	S	MIN
15 Thompson	f	5-12	3-6	2-2	2	1	15	0	2	0 4 33
22 Dupre	f	3-10	1-3	0-0	5	2	7	2	1	1 0 25
44 Moore	c	1-3	0-0	0-0	4	3	2	0	0	0 0 23
03 Bell	g	5-14	1-4	11-15	5	1	22	3	1	0 3 36
20 Jackson	g	0-2	0-2	0-0	1	4	0	2	2	0 0 15
01 Suttle	g	4-10	2-5	3-3	2	0	13	2	2	0 1 27
02 Lowery	g	0-1	0-0	0-0	2	2	0	2	3	0 0 11
04 Kerry	g	1-2	0-0	0-0	1	1	2	1	0	0 1 17
11Kimber	g	0-0	0-0	0-0	0	0	0	0	0	0 0 1
23 Willis	g	0-1	0-1	0-0	0	0	0	1	0	0 0 3
25 Clardy	g	0-0	0-0	0-0	0	0	0	0	0	0 0 1
41 Darby	g	1-2	0-0	0-0	2	0	2	0	0	0 0 8
TEAM										5
<b>TOTALS</b>		<b>20-57</b>	<b>7-21</b>	<b>16-20</b>	<b>29</b>	<b>14</b>	<b>63</b>	<b>13</b>	<b>11</b>	<b>1 9 200</b>

	FGS	3FGS	FTS
First Half	.406	.500	.833
Second Half	.280	.182	.786
Game	.351	.333	.800

Officials: Verne Harris, David Hall, Randy McCall  
 Technical fouls: PU-None. Miami-None.  
 Attendance: 1,037

SCORE BY PERIODS	1ST	2ND	TOTAL
Miami	45	41	86
Pepperdine	36	27	63

## GAME 16

Jan. 9, 2010

**MIAMI** 67  
**WAKE FOREST** 66

BankUnited Center—Coral Gables, Fla.

(AP) James Dews sank a follow with 30 seconds left to put the Miami Hurricanes ahead to stay, then grabbed a defensive rebound as time ran out to seal a seesaw victory over Wake Forest, 67-66. Dwayne Collins had 11 rebounds and a season-high 23 points for the Hurricanes (15-1, 1-1 ACC), off to their best start in 50 years. Malcolm Grant added 14 points and six assists, while Durand Scott contributed 10 points in the winning effort. Wake Forest (11-3, 1-1) had won seven games in a row, the past two in overtime. But the Demon Deacons couldn't get Miami into OT, missing two of four free throws in the final 1:26. After Dews put Miami ahead for good with the ninth lead change of the night, Ishmael Smith missed a jumper under heavy pressure with three seconds left. L.D. Williams tried to tip the ball in, but instead Dews grabbed the rebound. The last time Miami started 15-1 was in 1959-60.

WAKE FOREST	FG	3FG	FTREB	F	TP	A	T	B	S	MIN
01 Aminu	f	3-12	0-1	3-3	12	3	9	0	3	1 0 36
44 Weaver	c	2-4	0-1	2-2	1	3	6	0	0	1 0 17
10 Smith	g	5-13	0-2	1-1	4	2	11	7	3	0 1 39
11 Harris	g	1-6	1-4	5-5	3	1	8	0	0	0 0 22
42 Williams	g	7-10	0-2	3-4	6	1	17	0	1	0 4 34
02 Clark	g	3-6	3-4	0-0	0	1	9	0	0	0 0 15
13 McFarland	g	0-5	0-0	4-6	3	4	2	1	0	1 24
20 Stewart	g	0-2	0-1	2-4	1	0	2	0	1	0 0 11
55 Woods	g	0-0	0-0	0-0	0	2	0	0	0	0 0 2
TEAM										5
<b>TOTALS</b>		<b>21-58</b>	<b>4-15</b>	<b>20-25</b>	<b>35</b>	<b>17</b>	<b>66</b>	<b>9</b>	<b>10</b>	<b>2 6 200</b>

	FGS	3FGS	FTS
First Half	.400	.167	.857
Second Half	.321	.333	.778
Game	.362	.267	.800

MIAMI	FG	3FG	FTREB	F	TP	A	T	B	S	MIN
20 McGowan	f	0-1	0-0	0-0	2	0	0	0	1	0 1 11
21 Collins	f	9-12	0-0	5-9	11	3	23	0	2	3 0 30
31 Jones	f	0-2	0-1	0-0	1	3	0	1	2	0 0 6
03 Grant	g	4-10	3-6	3-3	3	3	14	6	4	1 0 38
23 Dews	g	3-8	0-5	0-0	4	2	6	3	0	0 1 35
01 Scott	g	4-7	0-0	2-4	2	2	10	3	2	0 1 27
12 Allen	g	0-0	0-0	0-0	0	1	0	0	0	0 0 4
25 Adams	g	0-1	0-1	0-0	1	0	0	0	1	0 0 11
30 Thomas	g	3-6	3-6	0-0	3	2	9	1	2	0 0 23
42 Johnson	g	0-2	0-0	0-0	3	1	0	0	0	0 0 10
45 Gamble	g	2-5	0-0	1-1	2	1	5	0	1	0 0 9
TEAM										4
<b>TOTALS</b>		<b>25-54</b>	<b>6-19</b>	<b>11-17</b>	<b>36</b>	<b>18</b>	<b>67</b>	<b>14</b>	<b>15</b>	<b>4 3 200</b>

	FGS	3FGS	FTS
First Half	.483	.231	.714
Second Half	.440	.500	.600
Game	.463	.316	.647

Officials: Karl Hess, Jamie Luckie, Sean Hull  
 Technical fouls: WF-None. Miami-None.  
 Attendance: 5,537

SCORE BY PERIODS	1ST	2ND	TOTAL
Wake Forest	31	35	66
Miami	36	31	67

## GAME 17

Jan. 13, 2010

**VIRGINIA TECH** 81  
**No. 23 MIAMI** 66

Cassell Coliseum—Blacksburg, Va.

(AP) Malcolm Delaney had 28 points and a career-high nine assists, and Virginia Tech raced out to a 35-point lead in the first half on the way to an 81-66 victory over No. 23 Miami. Terrell Bell scored all of his career-best 13 points in the first half for the Hokies (13-2, 1-1 ACC), who snapped a five-game losing streak to ranked teams. Virginia Tech went up 11-2 and then put the game away with a 35-8 run that spanned nearly 13 minutes of the first half. The Hokies shot 62 percent (18 of 29) in the first half and led 50-23 at the break. Miami (15-2, 1-2) shot just 27 percent in the first half (7 of 26) and had its seven-game winning streak snapped. Bell, who had scored in double figures only once this season, went 5-of-6 from the floor. He had never hit more than one 3-pointer in a game in his career, but connected on all three of his attempts — all in the first half. Jeff Allen added 14 points and 10 rebounds for the Hokies, while Dorenzo Hudson had 11 points. James Dews led Miami with 11 points.

MIAMI	FG	3FG	FTREB	F	TP	A	T	B	S	MIN
20 McGowan	f	2-3	0-0	0-0	1	1	4	0	2	0 0 9
21 Collins	f	2-7	0-0	5-10	9	2	9	2	4	3 0 28
31 Jones	f	4-5	0-0	0-1	3	1	8	0	4	1 0 20
03 Grant	g	2-9	2-5	3-4	0	2	9	4	1	0 1 30
23 Dews	g	4-16	1-8	2-3	3	5	11	1	0	0 2 29
01 Scott	g	2-5	0-0	4-8	3	5	8	2	1	1 0 22
25 Adams	g	2-7	2-7	0-0	2	1	6	1	1	0 2 20
30 Thomas	g	1-7	1-7	0-0	3	5	3	0	0	0 1 22
42 Johnson	g	2-2	0-0	4-5	10	4	8	1	0	1 1 18
45 Gamble	g	0-0	0-0	0-0	0	0	0	0	0	1 0 2
TEAM										5
<b>TOTALS</b>		<b>21-61</b>	<b>6-27</b>	<b>18-31</b>	<b>39</b>	<b>26</b>	<b>66</b>	<b>11</b>	<b>13</b>	<b>7 7 200</b>

	FGS	3FGS	FTS
First Half	.269	.200	.583
Second Half	.400	.235	.579
Game	.344	.222	.581

VA TECH	FG	3FG	FTREB	F	TP	A	T	B	S	MIN
00 Allen	f	5-9	1-2	3-4	10	4	14	3	5	2 0 26
01 Bell	f	5-6	3-3	0-1	8	2	13	2	2	3 0 33
14 Davila	f	2-5	0-0	1-4	2	5	5	1	0	0 1 22
05 Hudson	g	3-7	1-5	4-4	5	1	11	1	2	0 0 34
23 Delaney	g	6-14	2-4	14-16	4	2	28	9	1	0 2 38
04 Raines	g	0-0	0-0	0-0	0	2	0	0	0	1 0 3
11 Green	g	1-4	0-2	0-0	2	2	2	1	1	0 1 13
21 Witcher	g	0-2	0-0	0-0	2	0	0	0	0	0 0 6
24 Boggs	g	0-0	0-0	0-0	0	0	0	0	1	0 0 2
25 Atkins	g	0-0	0-0	0-0	0	0	0	0	0	0 0 1
32 Debnam	g	0-0	0-0	0-0	0	0	0	0	0	0 0 1
33 Thompson	g	3-6	0-0	2-4	8	5	8	0	2	0 0 21
TEAM										4
<b>TOTALS</b>		<b>25-53</b>	<b>7-16</b>	<b>24-33</b>	<b>45</b>	<b>23</b>	<b>81</b>	<b>17</b>	<b>15</b>	<b>6 4 200</b>

	FGS	3FGS	FTS
First Half	.621	.778	.636
Second Half	.292	.000	.773
Game	.472	.438	.727

Officials: Mike Wood, Roger Ayers, Bernard Clinton  
 Technical fouls: VT-None. Miami-None.  
 Attendance: 9,827

SCORE BY PERIODS	1ST	2ND	TOTAL
Miami	23	43	66
Virginia Tech	50	31	81



# GAME 18 Jan. 16, 2010

**VIRGINIA** 75  
**No. 23 MIAMI** 57

John Paul Jones Arena—Charlottesville, Va.

(AP) Sylven Landesberg scored 18 points and surprising Virginia won its seventh straight and remained the only unbeaten team in the ACC with a 75-57 victory against No. 23 Miami. The Cavaliers (11-4, 3-0 ACC) improved to 3-0 against ranked teams, holding the Hurricanes to 31.5 percent shooting and finally pulling away in the final minutes. Miami (15-3, 1-3) concluded a tough trip to Virginia. The Hurricanes joined the Top 25 this week for the third year in a row — a first in their history. The Cavaliers took the 33-21 halftime lead and never let Miami get closer than nine in the closing 20 minutes. Shortly after Malcolm Grant's jumper pulled UM to 55-46 with 7:51 to go, Sammy Zeglinski's 3-pointer sparked a 10-2 run for Virginia. Mustapha Farrakhan scored 13 points and Zeglinski and Mike Scott each had 10 for Virginia. Virginia shot 52 percent and is 3-0 in the ACC for the first time since 1994-95. James Dews led Miami with 13 points and Dwayne Collins had 11 points and nine rebounds. Miami missed its first nine shots and made only 5-of-23 in the opening half, but still was within 33-21 at halftime. UM was within 10 in the final seconds, and stayed in it at the foul line, outscoring Virginia 10-1 in the half.

MIAMI	FG	3FG	FT	REB	F	TP	A TO	B	S MIN
21 Collins	f	3-7	0-0	5-10	9	4	11	1	4 0 1 26
31 Jones	f	1-3	0-0	0-0	0	0	2	0	2 0 0 6
42 Johnson	c	1-4	0-0	4-4	8	4	6	1	1 0 0 25
01 Scott	g	3-5	0-0	1-2	1	0	7	0	0 0 0 20
23 Dews	g	3-11	1-4	6-6	1	3	13	0	1 1 1 32
03 Grant		2-11	0-5	3-4	3	0	7	5	0 0 1 29
12 Allen		1-2	1-1	0-0	0	1	3	0	0 0 0 6
20 McGowan		0-1	0-1	0-0	0	2	0	0	2 1 0 7
25 Adams		0-2	0-2	0-0	1	0	0	0	0 0 0 9
30 Thomas		3-7	2-6	0-0	5	3	8	1	0 0 2 30
45 Gamble		0-1	0-0	0-0	0	0	0	0	2 2 0 10
TEAM					6				
<b>TOTALS</b>		<b>17-54</b>	<b>4-19</b>	<b>19-26</b>	<b>34</b>	<b>19</b>	<b>57</b>	<b>8</b>	<b>12 4 5 200</b>

	FGS	3FGS	FTS
First Half	.217	.111	.714
Second Half	.387	.300	.750
Game	.315	.211	.731

VIRGINIA	FG	3FG	FT	REB	F	TP	A TO	B	S MIN
32 Scott	f	5-11	0-0	0-0	4	1	10	2	2 0 0 28
55 Meynse	f	3-4	0-0	0-0	4	2	6	0	0 0 0 22
01 Evans	g	2-5	0-0	0-0	7	2	4	4	0 0 1 24
13 Zeglinski	g	3-8	2-6	2-2	7	2	10	6	0 0 1 26
15 Landesberg	g	8-14	0-1	2-2	2	2	18	3	4 0 1 31
02 Farrakhan		4-5	1-1	4-6	3	2	13	2	2 1 0 19
04 Baker		1-2	0-1	2-4	1	1	4	0	0 0 0 15
05 Sene		0-1	0-0	0-0	2	1	0	0	1 0 1 10
22 Sherrill		0-2	0-2	0-0	2	2	0	0	0 0 2 9
23 Jones		3-4	3-3	0-0	0	0	9	0	0 0 0 14
24 Spurtlock		0-0	0-0	0-0	0	1	0	0	0 0 0 1
45 Tat		0-0	0-0	1-2	0	1	1	0	0 0 0 1
TEAM					2				
<b>TOTALS</b>		<b>29-56</b>	<b>6-14</b>	<b>11-16</b>	<b>34</b>	<b>17</b>	<b>75</b>	<b>19</b>	<b>9 1 6 200</b>

	FGS	3FGS	FTS
First Half	.455	.333	.333
Second Half	.609	.500	.769
Game	.518	.429	.688

Officials: Bryan Kersey, Les Jones, Brian Dorsey  
Technical fouls: UVA-None. Miami-None.  
Attendance: 11,413

SCORE BY PERIODS	1ST	2ND	TOTAL
Miami	21	36	57
Virginia	33	42	75

# GAME 19 Jan. 19, 2010

**BOSTON COLLEGE** 79  
**MIAMI** 75

BankUnited Center—Coral Gables, Fla.

(AP) Reserve Reggie Jackson scored 15 of his 17 points in the second half, and Boston College overcame a 17-point deficit with less than 16 minutes left to beat Miami, 79-75. The Eagles trailed 58-41 before a 22-7 run got them back in the game. Jackson fed Joe Trapani for a layup as the shot-clock buzzer sounded to put the Eagles ahead for the first time in the second half, 70-69, with 2:50 left. They led the rest of the way. Trapani scored a career-high 31 points. The Hurricanes (15-4, 1-4) have lost three in a row after they cracked the Top 25 thanks to their best start in 50 years. Dwayne Collins led Miami's effort with his 20th career double-double of 15 points and 11 rebounds. In his second-straight start, redshirt-freshman Reggie Johnson finished just one board shy of posting a double-double of his own with a season-high 15 points and nine rebounds. Malcolm Grant (11) and James Dews (10) also added double-figure scoring, while Grant dished out a game-high five assists.

BC	FG	3FG	FT	REB	F	TP	A TO	B	S MIN
11 Raji	f	3-6	0-0	0-0	1	3	6	2	1 0 2 23
12 Trapani	f	11-20	5-10	4-4	6	2	31	2	1 0 0 33
52 Southern	c	1-2	0-0	0-0	1	4	2	1	0 0 0 10
05 Biko	g	2-2	0-0	2-4	1	0	6	4	1 0 1 19
15 Sanders	g	3-9	0-4	0-0	2	2	6	2	1 0 1 30
00 Jackson		7-12	0-2	3-5	5	0	17	4	0 0 0 27
21 Roche		3-7	2-5	0-0	4	1	8	2	0 0 0 21
24 Ravenel		1-2	0-0	0-0	1	2	2	0	1 0 1 6
30 Elmore		0-3	0-0	0-0	1	0	0	1	0 0 0 8
55 Dunn		0-0	0-0	1-4	3	2	1	1	0 1 1 23
TEAM					5				
<b>TOTALS</b>		<b>31-63</b>	<b>7-21</b>	<b>10-17</b>	<b>30</b>	<b>16</b>	<b>79</b>	<b>19</b>	<b>5 1 6 200</b>

	FGS	3FGS	FTS
First Half	.438	.357	.333
Second Half	.548	.286	.727
Game	.492	.333	.588

MIAMI	FG	3FG	FT	REB	F	TP	A TO	B	S MIN
21 Collins	f	6-8	0-0	3-6	11	4	15	0	3 2 1 28
30 Thomas	f	2-6	2-6	2-2	1	0	8	3	2 0 0 25
42 Johnson	c	4-7	0-0	7-8	9	3	15	0	0 1 0 23
01 Scott	g	3-8	0-1	3-4	6	2	9	3	3 0 1 29
23 Dews	g	4-9	2-4	0-0	4	2	10	2	1 0 0 35
03 Grant		4-8	3-5	0-0	1	2	11	5	1 0 1 25
20 McGowan		0-1	0-0	0-0	0	1	0	0	0 1 0 13
25 Adams		1-3	0-1	0-0	2	0	2	3	0 2 0 12
31 Jones		0-1	0-0	1-2	0	0	1	0	1 0 1 2
45 Gamble		2-4	0-0	0-0	1	2	4	0	0 0 1 8
TEAM					2				
<b>TOTALS</b>		<b>26-55</b>	<b>7-17</b>	<b>16-22</b>	<b>37</b>	<b>16</b>	<b>75</b>	<b>16</b>	<b>11 6 5 200</b>

	FGS	3FGS	FTS
First Half	.615	.750	.700
Second Half	.345	.111	.750
Game	.473	.412	.727

Officials: Ed Corbett, Michael Stephens, Bob Donato  
Technical fouls: BC-None. Miami-None.  
Attendance: 5,133

SCORE BY PERIODS	1ST	2ND	TOTAL
Boston College	35	44	79
Miami	45	30	75

# GAME 20 Jan. 26, 2010

**MARYLAND** 81  
**MIAMI** 59

Comcast Center—College Park, Md.

(AP) Greivis Vasquez and Landon Milbourne each scored 16 points, and Maryland pounced on Miami at the outset in an 81-59 win that gave the Terrapins sole possession of first place in the ACC. Maryland (14-5, 4-1) scored the game's first six points, increased the margin to 21 just before halftime and cruised to its fourth-straight win. Eric Hayes and Sean Mosley had 10 points apiece, and Vasquez finished with nine assists. The victory pushed the surprising Terrapins a half-game ahead of Virginia in the ACC. Durand Scott scored 13 for Miami (15-5, 1-5). The Hurricanes committed 14 turnovers and took only 16 shots in the pivotal first half. James Dews added 11 points for the Hurricanes, while Dwayne Collins finished with a game-high 10 rebounds. For Collins, tonight marked his eighth double-digit rebounding effort of the season, and the second in as many games.

MIAMI	FG	3FG	FT	REB	F	TP	A TO	B	S MIN
20 McGowan	f	1-5	0-1	4-5	4	3	6	0	0 2 0 15
42 Johnson	c	0-1	0-0	0-0	2	1	0	0	0 0 0 8
01 Scott	g	5-9	0-0	3-5	4	3	13	2	2 0 2 29
03 Grant	g	2-7	2-4	0-0	1	1	6	1	2 0 0 21
23 Dews	g	4-9	1-3	2-2	2	3	11	1	3 0 0 26
12 Allen		0-1	0-0	0-0	0	0	0	0	1 0 1 5
21 Collins		2-3	0-0	1-4	10	4	5	0	3 1 1 24
25 Adams		1-3	0-1	2-2	1	0	4	1	1 0 2 18
30 Thomas		1-2	1-2	5-5	1	4	8	0	2 0 2 23
31 Jones		2-6	0-2	2-2	2	1	6	0	2 0 0 22
45 Gamble		0-1	0-0	0-0	1	1	0	0	0 0 0 9
TEAM					1				
<b>TOTALS</b>		<b>18-47</b>	<b>4-13</b>	<b>19-25</b>	<b>29</b>	<b>21</b>	<b>59</b>	<b>5</b>	<b>17 3 8 200</b>

	FGS	3FGS	FTS
First Half	.500	.600	.800
Second Half	.323	.125	.700
Game	.383	.308	.760

MARYLAND	FG	3FG	FT	REB	F	TP	A TO	B	S MIN
01 Milbourne	f	7-10	1-1	1-2	5	2	16	1	1 0 0 31
20 Williams	f	3-8	0-0	2-3	6	1	8	1	1 1 2 25
05 Hayes	g	4-8	2-4	0-0	2	2	10	4	0 0 1 28
14 Mosley	g	3-5	1-1	3-5	7	0	10	3	2 0 3 25
21 Vasquez	g	5-11	2-6	4-4	2	2	16	9	2 0 1 32
15 Levent		0-0	0-0	0-0	0	0	0	0	1 0 0 2
22 Bowie		4-7	1-2	0-3	0	2	9	1	2 0 0 17
23 Pearman		0-1	0-0	0-0	0	1	0	0	0 0 0 3
24 Tucker		0-2	0-1	2-2	3	2	2	0	2 0 0 15
33 Gregory		2-3	0-0	4-4	0	4	8	0	0 0 0 14
35 Padgett		0-0	0-0	2-2	3	2	2	0	0 0 0 8
TEAM					7				
<b>TOTALS</b>		<b>26-55</b>	<b>7-17</b>	<b>16-22</b>	<b>37</b>	<b>16</b>	<b>75</b>	<b>16</b>	<b>11 6 5 200</b>

	FGS	3FGS	FTS
First Half	.486	.400	.833
Second Half	.550	.600	.615
Game	.509	.467	.720

Officials: Jamie Luckie, Roger Ayers, Bernard Clinton  
Technical fouls: Md-None. Miami-None.  
Attendance: 17,950

SCORE BY PERIODS	1ST	2ND	TOTAL
Miami	31	28	59
Maryland	48	33	81

## GAME 21 Jan. 31, 2010

MIAMI	82
VIRGINIA TECH	75

BankUnited Center—Coral Gables, Fla.

(AP) James Dews scored 21 points as Miami defeated Virginia Tech, 82-75, for its second ACC win of the season. The Hokies rallied from a 19-point deficit with a 24-10 run midway through the second half. J.T. Thompson scored eight points during the run, and his free throw with 7:32 remaining cut Miami's lead to 65-60. Virginia Tech (16-4, 3-3 ACC) stayed within a five-point deficit and had a final chance to reduce a 75-70 lead with under a minute left. But Malcolm Delaney missed a running jumper with 34 seconds remaining and fouled Reggie Johnson on a put-back attempt. Johnson — among the ACC's leaders in free throw percentage versus conference competition — converted both free throws, securing the victory. Malcolm Grant and Durand Scott scored 13 and 12 points as Miami (16-5, 2-5) avenged an 81-66 loss at Virginia Tech on Jan. 13 and snapped a four-game skid. Dorezo Hudson led Virginia Tech with 22 points. The Hurricanes got off to a strong start, converting 70 percent of their field goals — including 62.5 percent from long range — in the opening half en route to the 47-30 halftime lead. Miami's shooting cooled off slightly in the second half, however UM still hit 55.6 percent from the field and 11-of-14 from the line in the decisive half, to finish a season-best 63.2 percent from the field in the win.

VA. TECH	FG	3FG	FTREB	F	TP	A TO	B	S MIN
00 Allen f	6-12	1-2	6-8	4	4	19	3	1 0 3 36
01 Bell f	2-5	0-2	0-0	3	3	4	3	4 0 3 33
14 Davila f	0-1	0-0	0-0	3	1	0	1	1 0 0 18
05 Hudson g	8-14	4-8	2-2	6	3	22	2	3 0 1 40
23 Delaney g	5-12	0-5	6-6	1	4	16	6	1 0 1 35
04 Raines	0-0	0-0	0-0	1	1	0	0	1 0 0 2
11 Green	0-3	0-2	0-0	1	4	0	1	2 0 0 10
24 Boggs	0-0	0-0	0-0	0	1	0	0	0 0 0 1
25 Atkins	0-0	0-0	0-0	0	0	0	0	0 0 0 2
33 Thompson	4-6	0-0	6-8	2	5	14	1	2 0 2 23
TEAM				3	1			
TOTALS	25-53	5-19	20-24	24	27	75	17	15 0 10 200

	FGS	3FGS	FTS
First Half	.381	.222	.857
Second Half	.531	.300	.800
Game	.472	.263	.833

MIAMI	FG	3FG	FTREB	F	TP	A TO	B	S MIN
20 McGowan f	2-2	1-1	0-0	3	3	5	4	0 0 0 17
21 Collins f	3-5	0-0	1-1	4	0	7	1	4 0 2 28
30 Thomas f	3-6	2-5	0-0	1	4	8	2	1 0 1 27
01 Scott g	3-6	0-2	6-8	4	0	12	4	3 0 1 31
23 Dews g	5-7	2-3	9-10	1	3	21	4	3 0 1 33
03 Grant	4-6	3-4	2-3	2	3	13	1	3 0 1 25
25 Adams	1-2	1-2	0-0	1	0	3	0	0 0 0 13
31 Jones	2-2	0-0	0-0	1	2	4	0	2 0 0 6
42 Johnson	0-1	0-0	7-10	4	4	7	1	2 0 0 13
45 Gamble	1-1	0-0	0-0	0	1	2	0	1 1 0 7
TEAM				2			1	
TOTALS	24-38	9-17	25-32	23	20	82	17	20 1 6 200

	FGS	3FGS	FTS
First Half	.700	.625	.778
Second Half	.556	.444	.786
Game	.632	.529	.781

Officials: Mike Stuart, Sean Hull, Tim Nestor  
Technical fouls: VT-TEAM Miami-None.  
Attendance: 7,189

SCORE BY PERIODS	1ST	2ND	TOTAL
Virginia Tech	30	45	75
Miami	47	35	82

## GAME 22 Feb. 2, 2010

WAKE FOREST	62
MIAMI	53

Lawrence Joel Veterans Memorial Coliseum—Winston-Salem, N.C.

(AP) C.J. Harris scored 12 points to help Wake Forest hold off Miami, 62-53. Ishmael Smith added 11 points, nine rebounds and six assists for the Demon Deacons (15-5, 5-3 ACC), who built a big first-half lead and spent the rest of the night protecting that margin. Wake Forest hardly looked sharp, shooting just 41 percent, committing too many turnovers and getting beaten on the glass to help the Hurricanes hang around in the second half. Wake Forest led by 17 points midway through the opening half before Miami (16-6, 2-6) clawed back to within three points with about 5 1/2 minutes left. But the Hurricanes came up empty on six-straight possessions when the game hung in the balance, sending them to the loss. Freshman Garrius Adams — from nearby Apex — led Miami with a career-high 13 points, including three 3-pointers. Winston-Salem native Reggie Johnson added eight points, six rebounds in 16 minutes in his homecoming.

MIAMI	FG	3FG	FTREB	F	TP	A TO	B	S MIN
20 McGowan f	1-2	0-1	1-2	4	2	3	1	0 1 17
21 Collins f	2-4	0-0	1-2	2	3	5	1	5 2 0 23
30 Thomas f	0-5	0-1	0-0	2	4	0	0	1 0 0 20
01 Scott g	2-10	1-4	4-6	6	3	9	2	4 0 2 33
23 Dews g	3-10	2-4	2-2	5	2	10	0	2 0 1 29
03 Grant	0-3	0-2	0-0	1	3	0	2	3 0 0 16
25 Adams	4-8	3-5	2-2	3	1	13	0	0 0 1 25
31 Jones	1-4	0-1	0-0	2	0	2	0	1 0 1 8
42 Johnson	2-5	0-0	4-4	6	3	8	1	1 0 1 16
45 Gamble	1-3	0-0	1-2	3	0	3	0	0 1 2 13
TEAM				2				
TOTALS	16-54	6-18	15-20	36	21	53	7	18 3 9 200

	FGS	3FGS	FTS
First Half	.276	.333	.800
Second Half	.320	.333	.700
Game	.296	.333	.750

WAKE FOREST	FG	3FG	FTREB	F	TP	A TO	B	S MIN
01 Aminu f	1-5	0-2	4-4	9	4	6	0	3 4 1 32
13 McFarland c	3-5	0-0	3-4	7	3	9	1	2 1 1 29
10 Smith g	4-12	1-1	2-5	9	0	11	6	3 2 3 37
11 Harris g	2-6	2-5	6-6	1	3	12	2	2 0 2 35
42 Williams g	1-6	0-1	5-6	5	2	7	1	1 0 0 28
02 Clark	0-0	0-0	0-0	0	0	0	0	0 0 0 3
20 Stewart	3-5	2-4	0-0	2	2	8	2	1 0 0 14
44 Weaver	1-2	0-0	1-2	0	1	3	0	2 0 0 10
55 Woods	3-3	0-0	0-0	1	2	6	0	2 0 0 12
TEAM				0				
TOTALS	18-44	5-13	21-27	34	17	62	12	16 7 7 200

	FGS	3FGS	FTS
First Half	.500	.444	.769
Second Half	.318	.250	.786
Game	.409	.385	.778

Officials: Les Jones, John Cahill, Joe Lindsay  
Technical fouls: WF-None. Miami-None.  
Attendance: 11,241

SCORE BY PERIODS	1ST	2ND	TOTAL
Miami	27	26	53
Wake Forest	36	26	62

## GAME 23 Feb. 6, 2010

FLORIDA STATE	71
MIAMI	65

Donald L. Tucker Center—Tallahassee, Fla.

(AP) Luke Loucks came off the bench to score a career-high 19 points to lead Florida State to a 71-65 win over Miami. Solomon Alabi's layup six minutes into the second half gave the Seminoles a 42-40 lead and they never trailed again, leading by as many as a dozen points at 59-47. Florida State (17-6, 5-4 ACC) led 32-31 at the half on Loucks' buzzer-beating jumper. He added five rebounds and three assists in 25 minutes of playing time, while Chris Singleton contributed 10 points for Florida State. James Dews led Miami (16-7, 2-7) with 15 points and Wayne Collins added 11.

MIAMI	FG	3FG	FTREB	F	TP	A TO	B	S MIN
21 Collins f	4-6	0-0	3-4	5	4	11	0	4 1 0 30
45 Gamble c	3-5	0-0	3-4	3	5	9	1	2 1 0 26
01 Scott g	2-5	0-1	5-8	0	3	9	2	3 0 0 30
23 Dews g	6-15	3-5	0-0	4	2	15	1	1 0 1 35
25 Adams g	1-2	1-2	2-3	3	3	5	1	2 0 1 32
03 Grant	4-11	1-3	0-0	4	2	9	1	2 0 0 16
30 Thomas	2-4	1-2	0-1	4	5	5	1	0 0 1 19
31 Jones	0-2	0-2	0-0	0	0	0	0	0 0 0 5
42 Johnson	0-0	0-0	2-2	0	0	2	0	0 0 0 7
TEAM				7				
TOTALS	22-50	6-15	15-22	30	24	65	7	14 2 3 200

	FGS	3FGS	FTS
First Half	.500	.333	.786
Second Half	.406	.444	.500
Game	.440	.400	.682

FSU	FG	3FG	FTREB	F	TP	A TO	B	S MIN
31 Singleton f	3-5	2-3	2-4	2	3	10	2	2 2 3 37
42 Reid f	3-5	0-0	0-0	2	2	6	1	0 1 0 19
32 Alabi c	3-4	0-0	3-4	5	3	9	1	1 1 0 23
21 Snaer g	3-11	1-2	2-2	1	3	9	1	3 0 1 27
22 Kitchen g	2-7	0-1	2-6	5	3	6	6	0 0 1 32
00 Jordan	0-0	0-0	0-0	0	1	0	0	0 0 0 1
01 Gibson	3-4	0-0	2-3	4	2	8	0	0 0 1 15
03 Loucks	5-7	3-5	6-8	5	0	19	3	1 1 1 25
04 Dulkys	1-5	0-4	0-0	2	1	2	1	4 0 2 19
15 Shannon	1-2	0-0	0-0	0	0	2	0	0 0 0 2
TEAM				6				
TOTALS	18-44	5-13	21-27	34	17	62	12	16 7 7 200

	FGS	3FGS	FTS
First Half	.500	.500	.625
Second Half	.462	.333	.632
Game	.480	.400	.630

Officials: Jamie Luckie, Tim Kelley, Dwayne Gladden  
Technical fouls: FSU-None. Miami-None.  
Attendance: 11,115

SCORE BY PERIODS	1ST	2ND	TOTAL
Miami	31	34	65
Florida State	32	39	71

## GAME 24 Feb. 10, 2010

<b>MIAMI</b>	<b>64</b>
<b>No. 20/20 GEORGIA TECH</b>	<b>62</b>

BankUnited Center—Coral Gables, Fla.

(AP) James Dews made a 15-footer at the buzzer to give Miami the 64-62 victory over No. 20/20 Georgia Tech. Dews missed the front end of a one-and-one with 19 seconds left, and Iman Shumpert sank a layup for Tech to tie the game with 10 seconds to go. Following a timeout, the Hurricanes moved the length of the court and Durand Scott fed Dews, who faked out a defender before swishing his shot. Dews then leaped into a mob of jubilant teammates. Miami (17-7, 3-7 ACC) improved to 11-1 at home this season, while Georgia Tech (17-7, 5-5) fell to 1-4 in ACC road games. The Hurricanes fell behind 8-0 early, then outscored Georgia Tech 41-19 the remainder of the half. Garrius Adams hit a 3-pointer more than five minutes into the game to get UM on the board and Miami hit 7-for-15 from long range in the opening half. Dwayne Collins had 13 points and 11 rebounds, Adrian Thomas scored 12, all on 3-pointers, and Malcolm Grant had 11 in the first half. Reggie Johnson added 10 points and seven rebounds in 16 minutes. Brian Oliver scored 19 points off the bench for Georgia Tech, sinking a pair of 3-pointers during a 13-2 run by the Yellow Jackets that cut the deficit to 52-50. Gani Lawal added 17 points and a career-high 18 rebounds. The Hurricanes rebuilt the lead to 60-52, and Collins' dunk made it 62-58. But Shumpert sank two free throws with 20 seconds left, then hit the layup for the tie.

GA TECH	FG	3FG	FTREB	F	TP	A TO	B	S MIN
14 Favors f	2-5	0-0	3-4	6	4	7	0	2 2 1 21
31 Lawal f	7-16	0-0	3-8	18	1	17	2	1 3 2 32
00 Udofia g	0-3	0-1	0-2	3	2	0	3	1 1 0 21
01 Shumpert g	2-7	0-3	2-2	1	1	6	2	3 1 0 28
13 Bell g	2-5	1-1	0-0	2	2	5	1	2 0 0 22
04 Foreman	0-0	0-0	0-0	0	0	0	0	0 0 0 2
11 Oliver	7-10	5-8	0-0	4	2	19	0	3 0 2 22
34 Sheehan	0-0	0-0	0-0	0	0	0	0	0 0 0 1
34 Peacock	2-9	0-3	0-0	5	3	4	0	0 0 1 26
41 Rice	2-7	0-1	0-0	3	2	4	2	1 1 2 25
TEAM				3				
<b>TOTALS</b>	<b>24-62</b>	<b>6-17</b>	<b>8-16</b>	<b>45</b>	<b>17</b>	<b>62</b>	<b>10</b>	<b>13</b> <b>8</b> <b>8 200</b>

	FGS	3FGS	FTS
First Half	.323	.500	.400
Second Half	.452	.273	.667
Game	.387	.353	.500

MIAMI	FG	3FG	FTREB	F	TP	A TO	B	S MIN
21 Collins f	6-12	0-0	1-2	11	3	13	0	1 3 1 24
45 Gamble f	2-6	0-0	0-0	7	2	4	2	1 0 2 24
01 Scott g	1-6	0-2	0-0	3	3	2	2	2 1 0 23
23 Dews g	3-11	0-4	0-1	2	1	6	1	0 0 2 29
25 Adams g	2-6	1-5	1-2	3	1	6	0	1 0 1 22
03 Grant	4-11	3-6	0-1	3	0	11	5	2 0 1 32
20 McGowan	0-0	0-0	0-0	1	0	0	0	0 1 0 5
30 Thomas	4-7	4-7	0-0	2	2	12	0	2 1 0 25
42 Johnson	1-3	0-0	8-10	7	4	10	0	3 0 0 16
TEAM				3				
<b>TOTALS</b>	<b>23-62</b>	<b>8-24</b>	<b>10-16</b>	<b>42</b>	<b>16</b>	<b>64</b>	<b>10</b>	<b>12</b> <b>6</b> <b>7 200</b>

	FGS	3FGS	FTS
First Half	.419	.467	.889
Second Half	.323	.111	.286
Game	.371	.333	.625

Officials: Pat Driscoll, Raymond Styons, Jim Burr  
Technical fouls: GT-None. Miami-None.  
Attendance: 4,319

SCORE BY PERIODS	1ST	2ND	TOTAL
No. 20/20 Georgia Tech	27	35	62
Miami	41	23	64

## GAME 25 Feb. 13, 2010

<b>CLEMSON</b>	<b>74</b>
<b>MIAMI</b>	<b>66</b>

Littlejohn Coliseum—Clemson, S.C.

(AP) Trevor Booker scored 18 points and Clemson won back-to-back games for the first time in almost a month with a 74-66 victory over Miami. The Tigers (18-7, 6-5 ACC) had not won consecutive contests since taking three straight the first half of January — and had been in danger of falling out of the ACC chase. Instead, Booker's inside play and Clemson's outside shooting touch were too much for the Hurricanes (17-8, 3-8). Andre Young had four of the Tigers' nine 3-pointers. Malcolm Grant had 13 points to lead Miami, who has played three of its last four games away from Coral Gables. Durand Scott added 10 points for his ninth double-digit scoring effort of the season for the Hurricanes.

MIAMI	FG	3FG	FTREB	F	TP	A TO	B	S MIN
21 Collins f	4-6	0-0	0-1	4	3	8	0	2 2 22
45 Gamble c	1-2	0-1	1-2	5	3	3	1	1 0 2 24
01 Scott g	4-9	1-2	1-4	3	2	10	3	3 0 2 26
23 Dews g	4-8	0-2	1-2	2	5	9	2	3 1 1 32
25 Adams g	1-5	1-5	2-2	0	1	5	2	0 0 0 20
03 Grant	5-10	2-5	1-4	0	1	13	4	1 0 1 29
20 McGowan	0-1	0-0	0-0	0	3	0	0	0 0 0 2
30 Thomas	3-5	3-5	0-0	4	1	9	1	3 0 0 21
31 Jones	2-2	0-0	0-0	1	2	4	2	0 0 0 13
42 Johnson	2-2	0-0	1-2	4	1	5	0	0 0 0 11
TEAM				5			1	
<b>TOTALS</b>	<b>26-50</b>	<b>7-20</b>	<b>7-17</b>	<b>28</b>	<b>22</b>	<b>66</b>	<b>15</b>	<b>14</b> <b>1</b> <b>8 200</b>

	FGS	3FGS	FTS
First Half	.545	.333	.500
Second Half	.500	.364	.400
Game	.520	.350	.412

CLEMSON	FG	3FG	FTREB	F	TP	A TO	B	S MIN
15 Potter f	1-6	0-3	0-0	1	2	2	1	4 0 1 30
35 Booker f	5-10	0-1	8-10	7	0	18	2	0 3 0 32
45 Grant c	3-3	0-0	7-8	9	3	13	0	1 2 0 30
02 Stitt g	4-9	3-5	4-4	2	3	15	6	3 0 1 33
05 Smith g	1-2	1-2	2-4	6	2	5	1	2 0 2 21
01 Johnson	1-3	0-1	0-0	0	2	2	0	0 0 0 10
11 Young	4-7	4-7	2-2	1	2	14	2	1 0 3 27
24 Jennings	1-3	1-2	0-1	2	1	3	0	0 0 0 7
31 Booker	0-1	0-0	2-2	0	0	2	0	0 0 1 10
TEAM				3				
<b>TOTALS</b>	<b>20-44</b>	<b>9-21</b>	<b>25-31</b>	<b>31</b>	<b>15</b>	<b>74</b>	<b>12</b>	<b>11</b> <b>5</b> <b>8 200</b>

	FGS	3FGS	FTS
First Half	.440	.273	.727
Second Half	.474	.600	.850
Game	.455	.429	.806

Officials: Mike Wood, Gary Maxwell, Michael Stephens  
Technical fouls: CU-None. Miami-None.  
Attendance: 9,700

SCORE BY PERIODS	1ST	2ND	TOTAL
Miami	28	38	66
Clemson	33	41	74

## GAME 26 Feb. 17, 2010

<b>No. 6/6 DUKE</b>	<b>81</b>
<b>MIAMI</b>	<b>74</b>

BankUnited Center—Coral Gables, Fla.

(AP) Kyle Singler scored 22 points and No. 6 Duke rallied from a 12-point halftime deficit to beat Miami, 81-74. Jon Scheyer missed his first nine shots and Nolan Smith missed his first six for the Blue Devils, who shot 31 percent in the opening half to fall behind 37-25. But Duke outscored Miami 29-9 to start the second half and shot 9-for-15 from 3-point range after halftime. The Blue Devils (22-4, 10-2 ACC) increased their league lead with their fifth win in a row. Miami (17-9, 3-9) lost for only the second time in 13 home games. Despite their poor starts, Smith finished with 21 points for Duke, and Scheyer scored 15 despite shooting 3-for-15. Dwayne Collins had 21 points and nine rebounds for UM, and Durand Scott scored 19 points, just one shy of his career high. Scheyer was 1-of-12 before sinking 3-pointers on consecutive possessions for a 64-59 lead with five minutes left. Smith's 3-pointer capped an 8-0 run that put the Blue Devils up 69-59, and the margin was at least five the rest of the way. Duke went 9-for-10 from the free-throw line in the final 90 seconds to seal the win. Smith was shut out for the first 18 1/2 minutes. Scheyer struggled even longer, finally scoring 24 minutes into the game to pull Duke even at 39. Duke missed nine of its first 11 shots, and Miami scored 11 consecutive points — eight by Collins — for a 15-6 lead. Scott sank a runner at the buzzer to end the half to put the Hurricanes up 37-25, their largest lead of the game.

DUKE	FG	3FG	FTREB	F	TP	A TO	B	S MIN
12 Singler f	7-16	4-7	4-4	11	2	22	4	2 1 0 40
42 Thomas f	1-3	0-0	2-3	3	2	4	0	2 0 0 26
55 Zoubek c	4-5	0-0	2-4	5	4	10	2	2 0 5 29
02 Smith g	6-14	5-10	4-4	2	3	21	2	4 0 0 39
30 Scheyer g	3-15	3-10	6-7	2	2	15	6	3 0 5 34
05 Plumlee	2-4	0-0	0-0	2	2	4	0	1 1 1 11
20 Dawkins	1-2	1-2	0-0	0	1	3	1	0 0 0 11
21 Plumlee	1-1	0-0	0-0	1	4	2	1	1 0 1 6
34 Kelly	0-0	0-0	0-0	0	1	0	1	0 0 0 4
TEAM				3				
<b>TOTALS</b>	<b>25-60</b>	<b>13-29</b>	<b>18-22</b>	<b>29</b>	<b>21</b>	<b>81</b>	<b>17</b>	<b>15</b> <b>2</b> <b>12 200</b>

	FGS	3FGS	FTS
First Half	.313	.286	.500
Second Half	.536	.600	.850
Game	.417	.448	.818

MIAMI	FG	3FG	FTREB	F	TP	A TO	B	S MIN
21 Collins f	5-6	0-0	11-14	9	2	21	2	5 0 0 34
45 Gamble f	1-2	0-0	2-2	1	3	4	1	1 0 1 16
01 Scott g	9-13	0-0	1-3	4	3	19	4	4 0 2 32
23 Dews g	5-11	1-4	5-6	2	3	16	3	3 0 2 33
25 Adams g	1-3	0-2	0-0	2	1	2	0	2 0 1 21
03 Grant	0-5	0-3	0-0	1	0	0	2	1 0 0 23
20 McGowan	0-0	0-0	0-0	0	1	0	0	0 0 0 3
30 Thomas	2-2	2-2	1-2	5	5	7	2	2 0 0 22
31 Jones	2-3	1-1	0-0	2	1	5	0	2 1 0 11
42 Johnson	0-0	0-0	0-0	1	2	0	0	2 0 1 5
TEAM				4				
<b>TOTALS</b>	<b>25-45</b>	<b>4-12</b>	<b>20-27</b>	<b>31</b>	<b>21</b>	<b>74</b>	<b>14</b>	<b>22</b> <b>1</b> <b>7 200</b>

	FGS	3FGS	FTS
First Half	.600	.500	.769
Second Half	.520	.167	.714
Game	.556	.333	.741

Officials: Jamie Luckie, Mike Eades, Brian Dorsey  
Technical fouls: DU-None. Miami-None.  
Attendance: 6,860

SCORE BY PERIODS	1ST	2ND	TOTAL
No. 6/6 Duke	25	56	81
Miami	37	37	74

## GAME 27

Feb. 23, 2010

<b>MIAMI</b>	<b>74</b>
<b>VIRGINIA</b>	<b>62</b>

BankUnited Center—Coral Gables, Fla.

(AP) Dwayne Collins scored 18 points and Julian Gamble added his second career double-double to lead Miami past Virginia, 74-62. Gamble scored a career-high tying 13 points and added a season-high 12 rebounds, while James Dews added 13 points for Miami (18-9, 4-9 ACC) who avenged an early-season loss at Virginia. The Cavaliers (14-12, 5-8), which lost its sixth-straight game, was led by Sylvan Landesberg's 27 points as he hit his first six three-point field goal attempts. He scored eight consecutive points on three jump shots to give Virginia a 28-26 advantage during a back-and-forth first half, but Miami's Durand Scott hit a three late in the opening stanza and then used a driving layup to give the Hurricanes the 33-32 lead at the break. Collins scored eight points as Miami went on an 18-5 run to turn a tie at 40 into a 58-45 lead with just over six minutes left. Miami, who did not shoot a free throw in the opening half for the first time all season, converted all eight free throws in the final 3:13 and Virginia was unable to pull within single digits.

VIRGINIA	FG	3FG	FT	REB	F	TP	A	T	B	S	MIN
32 Scott f	0-7	0-1	0-0	3	0	0	1	2	1	1	22
55 Meynise c	3-8	0-0	7-9	7	4	13	3	1	1	0	34
04 Baker g	1-6	0-2	0-0	2	0	2	3	1	0	1	27
13 Zeglinski g	2-10	1-6	0-0	3	3	5	3	0	0	2	36
15 Landesberg g	8-14	6-8	5-6	4	1	27	2	2	0	1	36
01 Evans	0-1	0-0	0-0	2	1	0	0	0	0	1	3
05 Sene	1-1	0-0	0-0	4	4	2	0	1	0	0	11
22 Sherrill	0-1	0-0	0-0	0	2	0	0	0	0	0	2
23 Jones	4-8	3-7	0-0	3	0	11	0	1	0	0	23
45 Tat	1-1	0-0	0-0	1	0	2	0	0	0	0	6
TEAM				2							
<b>TOTALS</b>	<b>20-57</b>	<b>10-24</b>	<b>12-15</b>	<b>31</b>	<b>15</b>	<b>62</b>	<b>12</b>	<b>8</b>	<b>2</b>	<b>6</b>	<b>200</b>
	<b>FGS</b>	<b>3FGS</b>	<b>FTS</b>								
First Half	.417	.583	.833								
Second Half	.303	.250	.778								
Game	.351	.417	.800								

MIAMI	FG	3FG	FT	REB	F	TP	A	T	B	S	MIN
21 Collins f	7-11	0-0	4-4	6	2	18	5	1	2	1	36
45 Gamble f	6-8	0-0	1-3	12	2	13	3	0	1	0	25
01 Scott g	4-8	1-3	2-2	4	1	11	2	1	0	0	30
23 Dews g	6-16	1-4	0-0	7	2	13	3	1	1	1	33
25 Adams g	1-2	1-2	0-0	3	0	3	0	0	0	0	16
03 Grant	2-5	2-4	2-2	3	0	8	4	2	0	1	28
20 McGowan	0-1	0-1	0-0	0	2	0	0	0	0	0	1
30 Thomas	2-6	2-6	2-2	3	1	8	1	2	0	1	23
31 Jones	0-1	0-1	0-0	0	0	0	0	0	0	0	2
42 Johnson	0-1	0-0	0-0	0	2	0	0	1	0	0	6
TEAM				1							
<b>TOTALS</b>	<b>28-59</b>	<b>7-21</b>	<b>11-13</b>	<b>39</b>	<b>12</b>	<b>74</b>	<b>18</b>	<b>8</b>	<b>4</b>	<b>4</b>	<b>200</b>
	<b>FGS</b>	<b>3FGS</b>	<b>FTS</b>								
First Half	.452	.357	.000								
Second Half	.500	.286	.846								
Game	.475	.333	.846								

Officials: Gary Maxwell, Roger Ayers, Bernard Clinton  
 Technical fouls: UVA-None, Miami-None.  
 Attendance: 3,909

SCORE BY PERIODS	1ST	2ND	TOTAL
Virginia	32	30	62
Miami	33	41	74

## GAME 28

Feb. 27, 2010

<b>NC STATE</b>	<b>71</b>
<b>MIAMI</b>	<b>66</b>

BankUnited Center—Coral Gables, Fla.

(AP) Tracy Smith and Javier Gonzalez scored 19 points apiece to lead NC State to a 71-66 victory over Miami. The Wolfpack (16-13, 4-10 ACC) took the lead for good on Dennis Horner's two free throws with 1:10 left to go up, 64-63. Gonzalez converted six free throws in the next 35 seconds to secure the NC State victory. Down by nine early in the second half, NC State took a 57-54 lead on Gonzalez's 3-pointer with 5:06 remaining, but a 3-pointer from James Dews with 3:32 left tied it 59-59. The Wolfpack suffered a scare when Smith favored his right knee after colliding with Miami's Durand Scott with 5:45 left in the second half. Smith was escorted to the bench but returned on the next dead ball. Dwayne Collins, who is shooting a school-record 61.3 percent from the field, led Miami (18-10, 4-10) with 15 points and seven rebounds. Scott added 13 points, five assists and three steals for the Hurricanes, becoming just the second Miami freshman — and fifth UM player overall — to compile 100 points, 100 rebounds and 100 assists in a single season.

NC STATE	FG	3FG	FT	REB	F	TP	A	T	B	S	MIN
15 Wood f	2-3	1-2	0-0	0	0	5	0	0	0	0	20
23 Smith f	9-17	0-0	1-7	7	3	19	2	3	0	2	32
31 Horner f	2-2	0-0	4-4	4	5	8	5	1	1	2	32
10 Gonzalez g	4-9	2-4	9-12	4	1	19	2	1	0	1	33
12 Degand g	1-2	0-0	3-4	3	1	5	3	0	0	1	27
01 Howell	1-4	0-0	1-1	1	0	3	0	1	0	0	11
05 Painter	0-1	0-0	0-0	0	1	0	0	0	0	0	4
21 Williams	3-5	0-0	1-3	6	3	7	2	1	2	1	27
22 Davis	1-2	0-0	0-0	1	0	2	0	1	0	0	7
24 Mays	1-2	1-1	0-0	0	1	3	0	1	0	0	7
TEAM				3							
<b>TOTALS</b>	<b>24-47</b>	<b>4-19</b>	<b>31-29</b>	<b>15</b>	<b>17</b>	<b>14</b>	<b>10</b>	<b>3</b>	<b>7</b>	<b>200</b>	
	<b>FGS</b>	<b>3FGS</b>	<b>FTS</b>								
First Half	.444	.250	.556								
Second Half	.600	1.000	.636								
Game	.511	.571	.613								

MIAMI	FG	3FG	FT	REB	F	TP	A	T	B	S	MIN
21 Collins f	5-6	0-0	5-7	7	4	15	1	1	1	1	30
45 Gamble f	3-4	0-0	0-0	4	5	6	0	3	0	0	14
01 Scott g	4-14	0-3	5-6	3	4	13	5	4	1	3	37
23 Dews g	4-9	1-4	0-0	4	3	9	1	0	0	0	34
25 Adams g	3-6	3-6	0-0	1	1	9	0	0	0	0	25
03 Grant	1-4	1-2	2-2	2	0	5	4	2	0	0	18
20 McGowan	0-0	0-0	0-0	1	1	0	0	0	0	0	7
30 Thomas	1-4	1-4	0-0	4	3	3	1	3	0	0	25
42 Johnson	3-4	0-0	0-1	4	2	6	0	0	0	1	10
TEAM				1							
<b>TOTALS</b>	<b>24-51</b>	<b>6-19</b>	<b>12-16</b>	<b>31</b>	<b>23</b>	<b>66</b>	<b>12</b>	<b>14</b>	<b>2</b>	<b>5</b>	<b>200</b>
	<b>FGS</b>	<b>3FGS</b>	<b>FTS</b>								
First Half	.519	.222	.000								
Second Half	.417	.400	.750								
Game	.471	.316	.750								

Officials: Ray Natili, Sean Hull, Tim Nestor  
 Technical fouls: ST-None, Miami-None.  
 Attendance: 4,358

SCORE BY PERIODS	1ST	2ND	TOTAL
NC State	30	41	71
Miami	30	36	66

## GAME 29

Mar. 2, 2010

<b>NORTH CAROLINA</b>	<b>69</b>
<b>MIAMI</b>	<b>62</b>

Dean E. Smith Center—Chapel Hill, N.C.

(AP) Deon Thompson scored 14 points in his final home game to help North Carolina hold off Miami, 69-62, and become just the second team in NCAA history with 2,000 victories. Marcus Ginyard added 12 points as the Tar Heels (16-14, 5-10 ACC) won consecutive games for the first time in 2010. North Carolina got off to a fast start against the Hurricanes, then used a 13-0 first-half run to go ahead for good. The Hurricanes (18-11, 4-11) made the Tar Heels work for it, cutting an 18-point deficit to one in the final 3½ minutes. Miami freshman Durand Scott scored a season-high 29 points for the second-highest point production by an ACC rookie this season. For Scott, it was his second 20-plus scoring night on the season as he finished with 20 against Minnesota in the Big Ten/ACC Challenge. Also scoring in double digits for the Hurricanes was Malcolm Grant, pouring in 12 points, while handing out a game- and season-high eight assists. Julian Gamble added eight points (including knocking down his first career three-pointer at the end of the first half) and a career-high four blocks in his seventh career start in the post.

MIAMI	FG	3FG	FT	REB	F	TP	A	T	B	S	MIN
21 Collins f	1-5	0-0	1-2	1	1	3	0	0	2	0	18
45 Gamble f	3-10	1-2	1-2	7	2	8	2	1	4	2	26
01 Scott g	11-15	3-5	4-4	5	3	29	1	1	0	2	34
23 Dews g	1-8	0-5	0-0	4	5	2	0	0	0	0	25
25 Adams g	0-5	0-5	0-0	1	1	0	0	3	0	2	22
03 Grant	4-11	2-9	2-4	5	2	12	8	1	0	2	35
20 McGowan	0-0	0-0	0-0	0	0	0	0	0	0	0	4
30 Thomas	2-8	2-8	0-0	1	1	6	1	1	0	4	23
42 Johnson	1-4	0-0	0-0	3	5	2	0	1	1	1	13
TEAM				0							
<b>TOTALS</b>	<b>23-66</b>	<b>8-34</b>	<b>8-12</b>	<b>27</b>	<b>20</b>	<b>62</b>	<b>12</b>	<b>8</b>	<b>7</b>	<b>13</b>	<b>200</b>
	<b>FGS</b>	<b>3FGS</b>	<b>FTS</b>								
First Half	.313	.214	.500								
Second Half	.382	.250	.833								
Game	.348	.235	.667								

UNC	FG	3FG	FT	REB	F	TP	A	T	B	S	MIN
21 Thompson f	6-12	0-0	2-2	4	1	14	0	0	1	1	24
35 Gallagher f	0-0	0-0	0-0	1	1	0	0	0	0	0	3
01 Ginyard g	3-7	0-1	6-8	12	3	12	5	2	0	0	34
02 Campbell g	0-0	0-0	0-0	0	0	0	0	0	0	0	3
30 Thornton g	0-0	0-0	0-0	0	1	0	0	0	0	0	3
05 Strickland	2-2	1-1	0-0	3	1	5	1	2	0	0	15
11 Drew II	2-7	1-4	1-2	3	2	6	7	2	0	1	26
13 Graves	4-9	4-8	4-4	3	0	16	1	1	0	1	29
14 Petree	0-0	0-0	0-0	1	0	0	0	0	0	0	1
15 McDonald	0-7	0-4	0-0	2	0	0	1	1	0	0	13
31 Henson	3-4	0-0	1-2	12	0	7	1	3	4	0	23
42 Wear	1-3	0-0	1-2	1	0	3	0	2	0	0	8
44 Zeller	2-6	0-0	2-3	5	2	6	0	4	1	2	18
TEAM				4							
<b>TOTALS</b>	<b>23-57</b>	<b>6-18</b>	<b>17-23</b>	<b>51</b>	<b>11</b>	<b>69</b>	<b>16</b>	<b>17</b>	<b>6</b>	<b>5</b>	<b>200</b>
	<b>FGS</b>	<b>3FGS</b>	<b>FTS</b>								
First Half	.455	.375	.750								
Second Half	.333	.300	.737								
Game	.404	.333	.739								

Officials: Karl Hess, Tony Greene, Les Jones  
 Technical fouls: NC-None, Miami-None.  
 Attendance: 16,725

SCORE BY PERIODS	1ST	2ND	TOTAL
Miami	26	36	62
North Carolina	36	33	69

GAME 30 Mar. 6, 2010

FLORIDA STATE	61
MIAMI	60

BankUnited Center—Coral Gables, Fla.

(AP) Miami rallied from a 10-point deficit with 5:32 remaining in the second half and ran off 12 unanswered points, but it wasn't enough as the visiting Seminoles edged the Hurricanes, 61-60. Durand Scott's driving layup with 2:04 left gave the Hurricanes their first lead at 60-58, but Florida State's Luke Loucks hit a 3-pointer with 1:52 left put the Seminoles ahead for good, 61-60. Loucks and Deividas Dulkys each scored 13 points to lead Florida State (22-8, 10-6 ACC). Loucks' 3-pointer ended a scoring drought of 3:40. The Hurricanes (18-12, 4-12) had three opportunities to retake the lead, including Scott's missed jumper at the buzzer. Scott led Miami with 14 points. Loucks and Dulkys each hit three 3-pointers as Florida State finished 10-of-18 behind the arc. The game served as "Senior Day" for three Hurricanes, as Dwayne Collins, James Dews and Cyrus McGowan were honored before their last regular-season home game.

FSU	FG	3FG	FTREB	F	TP	A TO	B	S MIN
31 Singleton	f	1-3	1-2	0-0	1	4	3	2 6 0 1 34
42 Reid	f	5-8	0-0	0-2	2	0	10	0 0 0 1 25
32 Alabi	c	2-5	0-0	3-4	5	5	7	0 1 1 0 21
21 Snaer	g	2-8	1-3	0-0	4	2	5	8 6 0 0 33
22 Kitchen	g	1-4	1-1	0-0	6	2	3	2 2 1 0 17
00 Jordan	0-1	0-0	0-0	1	0	0	0	0 0 0 0 3
01 Gibson	3-3	1-1	0-0	2	2	7	1	0 0 0 0 15
03 Loucks	5-7	3-5	0-0	2	2	13	4	1 0 1 1 25
04 Dulkys	4-7	3-6	2-2	2	2	13	0	1 1 2 2 27
TEAM	3							
TOTALS	23-46	10-18	5-8	28	19	61	17	17 3 5 200
FGS	3FGS	FTS						
First Half	.524	.556	.750					
Second Half	.480	.556	.500					
Game	.500	.556	.625					

MIAMI	FG	3FG	FTREB	F	TP	A TO	B	S MIN
20 McGowan	f	0-0	0-0	0-0	4	0	0	0 2 0 0 9
31 Jones	f	1-2	0-0	4-4	1	0	6	0 0 1 1 17
45 Gamble	c	2-5	0-0	1-2	1	2	5	0 2 0 1 20
01 Scott	g	5-10	0-2	4-4	5	3	14	1 1 0 1 29
23 Dews	g	3-12	0-4	1-1	1	2	7	3 0 0 1 38
03 Grant	1-5	1-4	3-4	1	0	6	0	4 0 0 24
25 Adams	0-2	0-1	0-0	2	0	0	0	0 0 0 10
30 Thomas	4-7	2-4	0-0	2	2	10	3	0 0 2 28
42 Johnson	3-3	0-0	6-7	3	3	12	0	4 1 25
TEAM	4							
TOTALS	19-46	3-15	19-22	24	12	60	7	9 5 7 200
FGS	3FGS	FTS						
First Half	.333	.000	.889					
Second Half	.480	.300	.846					
Game	.413	.200	.864					

Officials: Mike Eades, Bernard Clinton, Tim Kelly  
Technical fouls: FSU—None; Miami—None.  
Attendance: 7,014

SCORE BY PERIODS	1ST	2ND	TOTAL
Florida State	30	31	61
Miami	22	38	60

GAME 31 Mar. 11, 2010

MIAMI	83
WAKE FOREST	62

ACC Tournament First Round  
Greensboro Coliseum—Greensboro, N.C.

(AP) Redshirt freshman Reggie Johnson scored a season-high 22 points against his hometown school and 12th-seeded Miami routed fifth-seeded Wake Forest, 83-62, on Thursday in the first round of the ACC Tournament. Johnson was 8-for-8 from the field and 6-for-6 from the line, while James Dews added 15 points and DeQuan Jones contributed 14 for the Hurricanes (19-12). Miami led by 25, shot nearly 52 percent against one of the league's toughest defenses and made a huge early run stand in advancing to Friday's quarterfinal matchup against fourth-seeded Virginia Tech. Ishmael Smith had 14 points to lead the Demon Deacons (19-10), who didn't get closer than 16 in the second half in falling to 0-3 in ACC Tournament games under coach Dino Gaudio. Johnson's perfect shooting performance also established a new ACC Tournament freshman record, becoming the first freshman to finish 100 percent from the field in a tourney game (minimum seven field goals made). He broke the previous freshman high of 81.8 percent (9-11) set by Maryland's Ernest Graham (versus NC State) in 1978.

MIAMI	FG	3FG	FTREB	F	TP	A TO	B	S MIN
01 Scott	g	2-10	1-2	1-2	5	2	6	4 2 0 0 28
23 Dews	g	6-12	1-3	2-4	4	3	15	2 1 0 1 29
31 Jones	f	5-7	2-3	2-2	4	1	14	0 1 1 1 27
42 Johnson	c	8-8	0-0	6-6	4	4	22	2 0 0 0 1 21
45 Gamble	f	3-5	0-0	2-2	13	4	8	1 1 3 0 28
03 Grant	3-7	1-3	2-2	0	3	9	5	1 0 0 27
11 Quiglar	0-0	0-0	0-0	0	0	0	0	0 0 0 1
12 Allen	0-0	0-0	0-0	0	0	0	0	0 0 0 1
20 McGowan	0-1	0-0	0-0	0	2	0	0	0 0 0 7
25 Adams	0-1	0-0	0-0	0	0	0	0	0 0 0 7
30 Thomas	3-7	3-6	0-0	5	3	9	0	0 0 1 24
TEAM	4							
TOTALS	30-58	8-17	15-18	39	22	83	14	8 4 4 200
FGS	3FGS	FTS						
First Half	.467	.462	.875					
Second Half	.571	.500	.800					
Game	.517	.471	.833					

WAKE FOREST	FG	3FG	FTREB	F	TP	A TO	B	S MIN
01 Aminu	*	3-10	0-1	5-7	7	2	11	0 4 2 0 25
10 Smith	*	7-14	0-2	0-0	4	3	14	5 1 0 1 34
11 Harris	*	2-7	2-4	4-4	1	1	10	0 2 0 3 33
13 McFarland	*	1-2	0-0	2-3	3	4	4	0 2 1 0 12
42 Williams	*	0-5	0-0	2-5	9	4	2	0 1 0 0 33
02 Clark	1-3	1-3	0-0	0	0	3	0	0 1 0 9
20 Lepore	1-9	1-7	0-0	2	1	3	0	0 0 0 21
41 Godwin	0-0	0-0	0-0	1	0	0	0	0 0 0 1
44 Weaver	1-1	0-0	2-4	2	0	4	1	0 1 1 11
55 Woods	4-6	0-0	3-5	4	0	11	0	0 0 0 21
TEAM	1							
TOTALS	20-57	4-17	18-28	34	15	62	6	10 5 5 200
FGS	3FGS	FTS						
First Half	.310	.143	.615					
Second Half	.393	.300	.667					
Game	.351	.235	.643					

Officials: Jamie Luckie, Ray Natili, Mike Eades  
Technical fouls: WF—None; Miami—None.  
Attendance: 23,381

SCORE BY PERIODS	1ST	2ND	TOTAL
#12 Miami	41	42	83
#5 Wake Forest	27	35	62

GAME 32 Mar. 12, 2010

MIAMI	70
VIRGINIA TECH	65

ACC Tournament Quarterfinals  
Greensboro Coliseum—Greensboro, N.C.

(AP) Durand Scott scored 11 of his 17 points in the final six minutes and Miami continued its stunning run in the ACC Tournament with a 70-65 victory over Virginia Tech on Friday. DeQuan Jones added 14 points for the Hurricanes (20-12), who have knocked out a pair of higher seeds to advance to Saturday's semifinals against top-seed and No. 4 Duke. Jeff Allen scored 18 points for fourth-seeded Virginia Tech, while the ACC's leading scorer Malcolm Delaney was held to seven points on 3-of-15 shooting, including 0-of-8 from 3-point range. Delaney missed two shots on the same possession with under a minute left and Virginia Tech (23-8) trailing by one. Scott hit two free throws at the other end, and Terrell Bell missed a tying 3-point attempt to end the Hokies' hopes. With the win, Miami posts its second 20-win season in the last three years and improves to 6-0 on the year in neutral site games. It is the first trip to the ACC Tournament semifinals in UM history, and the first time Miami has advanced to a conference tournament semifinal round since 2001-02. Miami's win marks just the second victory for a #12 seed against a #4 seed in the ACC Tournament.

MIAMI	FG	3FG	FTREB	F	TP	A TO	B	S MIN
01 Scott	g	6-12	0-3	5-5	6	3	17	2 4 0 1 28
23 Dews	g	4-10	0-3	0-2	9	0	8	1 2 0 1 29
31 Jones	f	6-11	0-2	2-4	4	2	14	1 3 1 1 32
42 Johnson	c	1-4	0-0	3-4	12	4	5	1 3 3 1 26
45 Gamble	f	1-2	0-0	0-0	5	4	2	1 1 0 0 15
03 Grant	2-7	1-3	4-4	2	0	9	4	2 0 0 25
20 McGowan	3-4	1-1	0-0	3	2	7	0	2 1 0 19
30 Thomas	2-4	2-4	2-2	1	2	8	1	1 0 0 26
TEAM	4							
TOTALS	25-54	4-16	16-21	46	17	70	11	18 5 4 200
FGS	3FGS	FTS						
First Half	.517	.364	.500					
Second Half	.400	.000	.789					
Game	.463	.250	.762					

VA TECH	FG	3FG	FTREB	F	TP	A TO	B	S MIN
00 Allen	*	7-13	0-0	4-6	11	5	18	2 1 1 3 30
01 Bell	*	4-9	4-9	0-0	4	3	12	3 0 0 2 30
05 Hudson	*	5-16	2-6	4-6	4	2	16	0 2 0 1 39
14 Davila	*	0-1	0-0	0-1	1	1	0	1 0 0 2 17
23 Delaney	*	3-15	0-8	1-3	3	3	7	5 3 0 4 40
11 Green	0-1	0-1	0-0	1	0	0	0	1 0 0 4
21 Witcher	1-1	0-0	0-0	2	2	2	0	0 0 0 6
25 Atkins	0-0	0-0	0-0	0	0	0	0	1 0 0 7
33 Thompson	4-7	0-0	2-2	3	2	10	1	0 0 1 27
TEAM	0							
TOTALS	24-63	6-24	11-18	29	18	65	12	8 1 13 200
FGS	3FGS	FTS						
First Half	.469	.250	.500					
Second Half	.390	.250	.700					
Game	.381	.250	.611					

Officials: Roger Ayers, Bryan Kersey, Raymond Styons  
Technical fouls: VT—Miami—None.  
Attendance: 23,381

SCORE BY PERIODS	1ST	2ND	TOTAL
#12 Miami	35	35	70
#4 Virginia Tech	37	28	65



## GAME 33

Mar. 13, 2010

No. 4/4 DUKE  
MIAMI77  
74ACC Tournament Semifinals  
Greensboro Coliseum—Greensboro, N.C.

(AP) The momentum was on the opposing sideline after a 3-pointer just before the halftime horn. Duke's frustrated Hall of Fame coach had already been whistled for a technical foul. And the fourth-ranked Blue Devils were flirting with joining the long list of upset victims at the Atlantic Coast Conference tournament. But Kyle Singler scored 27 points to help the Blue Devils push ahead in the second half to beat Miami 77-74, sending them back to the championship game for the 11th time in 13 years. Jon Scheyer added 16 points, including eight in the go-ahead 15-0 run early in the second half. The top-seeded Blue Devils (28-5) trailed by three at halftime before rallying to reach Sunday's final. Freshman Durand Scott had 21 points for the Hurricanes, who put up plenty of fight but couldn't follow their upsets of Wake Forest and Virginia Tech with a much bigger one. In the ACC semifinals for the first time in its history, Miami used a 17-2 run to erase a 12-point deficit and take the halftime lead on Malcolm Grant's long 3-pointer with five seconds left. But after Singler's quick second-half flurry, Scheyer — who had just three points on 1-for-5 shooting to that point — knocked down a 3-pointer from the right corner to start the game-changing 15-0 run that finally gave Duke a 58-42 lead with 11:52 left. That lead held up, though pesky Miami proved difficult to put away. The Hurricanes got within five points five separate times in the last 90 seconds only to see the Blue Devils respond with either a basket or free throws. DeQuan Jones hit a desperation 3-pointer on Miami's last possession with 2.4 seconds left and the clock expired.

MIAMI	FG	3FG	FT	REB	F	TP	A	T	B	S	MIN
01 Scott	* 10-15	1-2	0-1	4	5	21	3	2	0	2	35
23 Dews	* 3-6	2-4	0-0	0	1	8	1	1	0	0	31
31 Jones	* 2-9	1-1	2-4	2	1	7	0	0	1	1	22
42 Johnson	* 3-6	0-0	8-10	8	4	14	0	1	2	0	28
45 Gamble	* 2-4	0-0	0-0	2	3	4	0	2	0	1	20
03 Grant	4-10	3-5	6-6	2	0	17	4	2	0	0	24
20 McGowan	0-1	0-0	0-0	1	2	0	0	0	0	0	10
25 Adams	0-0	0-0	0-0	0	0	0	0	0	0	0	4
30 Thomas	1-4	1-3	0-0	4	3	3	2	0	1	0	26
TEAM				1							
<b>TOTALS</b>	<b>25-55</b>	<b>8-15</b>	<b>16-21</b>	<b>24</b>	<b>19</b>	<b>74</b>	<b>10</b>	<b>8</b>	<b>4</b>	<b>4</b>	<b>200</b>


	FGS	3FGS	FTS
First Half	.500	.500	.714
Second Half	.424	.556	.857
Game	.455	.533	.762

DUKE	FG	3FG	FT	REB	F	TP	A	T	B	S	MIN
02 Smith	* 6-14	0-4	0-1	2	4	12	3	3	0	1	31
12 Singler	* 8-15	5-9	6-6	8	2	27	6	1	1	0	39
30 Scheyer	* 4-10	2-6	6-9	6	2	16	4	2	1	3	38
42 Thomas	* 2-4	0-0	0-0	5	3	4	1	2	0	0	26
55 Zoubek	* 1-1	0-0	5-6	6	2	7	1	1	1	0	28
05 Plumlee	2-3	0-0	0-0	6	2	4	1	0	2	1	16
20 Dawkins	0-3	0-3	0-0	0	2	0	0	1	0	0	9
21 Plumlee	3-4	0-0	1-2	1	2	7	0	0	0	0	12
34 Kelly	0-0	0-0	0-0	0	0	0	0	0	0	0	1
TEAM				4		1					
<b>TOTALS</b>	<b>26-54</b>	<b>7-22</b>	<b>18-24</b>	<b>38</b>	<b>19</b>	<b>77</b>	<b>16</b>	<b>11</b>	<b>5</b>	<b>5</b>	<b>200</b>


	FGS	3FGS	FTS
First Half	.433	.167	.571
Second Half	.542	.500	.824
Game	.481	.318	.750

Officials: Jamie Luckie, Roger Ayers, Gary Maxwell  
 Technical fouls: DU-TEAM. Miami-None.  
 Attendance: 23,381

SCORE BY PERIODS	1ST	2ND	TOTAL
#12 Miami	35	39	74
#1 Duke	32	45	77



Your ideas plus Ricoh dependability:



nothing but net.

**Official Document Company of the Miami Hurricanes**

*your document solutions provider*


**U miami**




Ricoh dependability moves your ideas forward.

**RICOH**

ricoh-usa.com 1-800-63-RICOH





The **1928-29 MIAMI HURRICANES** POSTED A 13-8 OVERALL RECORD.

It lay silent for 14 years. Collecting dust and going unnoticed, the Miami basketball program was the Rip van Winkle of college basketball from 1971 to 1985. But Hurricane Basketball returned, and in a big way.


Since 1985, the Miami program has undergone such dramatic and frequent changes, it seemed that the Hurricanes were continually entering "a new era." First came the "Era of Miami Basketball," itself. Then came the "Bill Foster Era," followed by the "Tito Horford Era," "The Leonard Hamilton Era," "The BIG EAST Era," and now the "Frank Haith/ACC Era."

With the entry into the Atlantic Coast Conference in 2004, the University of Miami entered the ranks of the most competitive and successful basketball conference in the nation.

The road to conference affiliation in the ACC was not an easy one for those who thirsted for basketball in this continually prospering part of the country. Moreover, the previous path traveled by Miami basketball players, coaches and fans was dotted by flashes of brilliance, color and sometimes disappointment.

Here is a capsule summary of the 83 years of Miami basketball that has played a part in the history of the athletic program at the University and its neighboring community.

THE HURRICANES RETURNED TO INTERCOLLEGIATE COMPETITION IN THE 1938-39 SEASON, POSTING A 4-6 RECORD UNDER HEAD COACH **HART MORRIS**





## THE 1920s: MIAMI'S FIRST TIME

- The Hurricanes fielded a freshman team in 1926-27, finishing 7-1 under Head Coach Art Webb.
- In 1927-28, the first official varsity basketball team at the University of Miami posted an 8-4 mark, knocking off Rollins, 51-15, in the opener.

## THE 1930s: A MISSING LINK

- Miami records list no official results from 1932 through 1938. During that period of time, representatives from the school played local AAU and church-sponsored teams under Coach Tom McCann.
- The Hurricanes returned to intercollegiate competition in the 1938-39 season, posting a 4-6 record under Head Coach Hart Morris.

## THE 1940s: WORLD WAR II STOPS PLAY


- Like many other institutions across the nation, Miami dropped intercollegiate basketball during the war years of 1942-1945.
- Morris returned as head coach along with the program in 1946 and was the UM mentor until 1952 when Dave Wike took over for a two-year stint as the UM coach.

## THE 1950s: UM'S GLORY YEARS

- In 1954, the University named Bruce Hale as its head basketball coach. The retired Air Force captain and former professional basketball star held the UM head coaching post for 13 seasons, leading the Hurricane program through its glory years of intercollegiate basketball. Before the end of Hale's tenure in 1967, the Hurricanes won 220 games and lost 112 for a .663 winning percentage. Hale's first Miami team turned in a 9-11 record, but there were no other losing campaigns in the next 12 years. The streak of non-losing seasons extended through the 1968-69 season — marking 14 consecutive campaigns of .500 basketball or better for UM.
- Hale's 1959-60 club was the first UM men's basketball team to advance to the NCAA Tournament and finish the season ranked in the Associated Press Top 10. That 1959-60 edition ran its record to 23-3 before bowing to Western Kentucky, 107-84, in the first round of the tournament.
- During that historic '59-60 NCAA Tournament year, junior guard Dick Hickox became the first UM basketball player to earn All-America recognition. Hickox averaged 22.1 points per game during that season en route to becoming a second-team AP and UPI All-American.

## THE 1960s: RICK BARRY'S ALL-AMERICAN YEARS


- The Dick Hickox-led Hurricanes of 1960-61 returned to postseason play — falling in the first round of the NIT to St. Louis, 58-56. The 1960-61 squad compiled a 20-7 record.
- In 1962-63, Miami advanced to the second round of the NIT before falling to Providence, 106-96. An opening round NIT victory over St. Francis (N.Y.), 71-70, marked the first Miami victory in postseason play.
- From 1962 through 1965, Miami recorded three consecutive 20-win seasons, rolling up a composite record of 65-16. The star of these Hurricane glory teams was a brilliant scorer named Rick Barry.



Hurricane glory teams was a brilliant scorer named Rick Barry.

- In 1964-65, Barry became the Hurricanes' only consensus All-America selection. The 6-7, 200-pound native of Roselle Park, New Jersey led the nation in scoring with a 37.4 average in his senior season. He went on to become the only player in basketball history to win single-season scoring titles in the NCAA, ABA and NBA. He was inducted into the Basketball Hall of Fame in Springfield, Mass., in 1986.
- The 1964-65 Miami squad, led by Barry's scoring brilliance, established a new NCAA scoring record by averaging 98.4 points per game. The 'Canes, however, were not allowed to participate in the NCAA Tournament that year — after posting a 22-4 record — because of recruiting violations.
- Bruce Hale resigned after 1966-67 and assistant Ron Godfrey assumed the head coaching responsibilities.

**RICK BARRY'S** impressive scoring feats still rank supreme in the Miami record book. He was UM's first Consensus All-American in 1965.



## THE 1970s: FIRST ERA ENDS

- Don Curnutt closed out his Miami basketball career in 1970 as the Hurricanes' third player to receive All-America recognition.
- February 27, 1971 — The last victory by a University of Miami men's basketball team for 14 years came in the second-to-last game of the season, a 100-94 triumph against Florida State at home in the Dinner Key Auditorium. The 'Canes shot a season-high 62.5 percent from the floor and all five Miami starters scored in double figures.
- March 1, 1971 — After posting a four-year record of 47-56 at Miami, Ron Godfrey resigned his post as head basketball coach, effective following UM's final game of the season against nationally-ranked Jacksonville.
- March 2, 1971 — The last game played by a University of Miami men's team until 1985 took place at the Dinner Key Auditorium where one of the largest UM home crowds in years turned out to see the Hurricanes host nationally-ranked Jacksonville. The Dolphins handed Miami a 94-75 loss that remained as UM's last contest for the next 14 years.

A second-team All-American, **DON CURNUTT** saw his collegiate career come to an end in 1970, while the first era of Miami basketball came to a close just one year later.

**DICK HICKOX** was UM's first All-American in 1960. He led the Hurricanes to a 23-3 record, their first NCAA Tournament and their first final regular-season Associated Press Top 10 ranking.







- April 22, 1971 — The University of Miami Board of Trustees voted to drop the sport “temporarily until such time as a permanent field house can be constructed on the main campus.” Sagging attendance figures and serious financial losses were also believed to contribute to the discontinuation of basketball at UM.

### 1983: UM COMMITS TO REBUILD

- July 15, 1983 — Sam Jankovich was named athletic director at the University of Miami. Coming to UM after a successful stint as the athletic director at Washington State, Jankovich immediately announced that the resurrection of men’s basketball at Miami would be his primary priority in the early months of his tenure, enabling UM to have “one of the nation’s most complete and visible overall programs in the country.”
- October 12, 1983 — The University of Miami Board of Trustees unanimously voted to reinstate men’s basketball at the University of Miami. The Board made the decision after reviewing a report submitted by newly hired Athletic Director Sam Jankovich, which stated that men’s basketball can be a revenue-producing venture. Moreover, nearly \$500,000 had already been raised in support of bringing basketball back to the University. It was also announced that the Hurricanes would be ready to compete on the Division I level in the 1985-86 season, and the downtown James L. Knight Center was home for the reborn program.

“This is an exciting day for the University and for the athletic program,” UM President Edward T. Foote II said. “And we are keeping in mind the priorities of academics first and athletics second ... we are pleased that the changes in the economics of intercollegiate basketball allow the University to resurrect one of the country’s most popular sports. We look forward to welcoming these Hurricanes home again.”

### 1984: FOSTER HIRED AS COACH

- March 21, 1984 — Bill Foster, a 47-year-old native of Hemingway, S.C., was named the seventh men’s basketball coach at the University of Miami. Foster came to Miami after 19 years as a head coach at Shorter College, Charlotte and Clemson. Foster also announced that Clint Bryant, a long-time assistant at Clemson, would also join the Miami staff.
- April 9, 1984 — Foster announced the hiring of a second assistant coach, Seth Greenberg, who was serving as an assistant coach to Terry Holland at Virginia.
- April 16, 1984 — Tim Harvey, a 6-10, 240-pound center, became the first basketball player to commit to the University of Miami in over 14 years. The Plainfield, N.J., native announced that he would transfer to Miami after spending two seasons in the Georgia Tech program.
- July 1, 1984 — A third assistant coach was hired to complete the basketball staff. Miami native Cesar Odio returned home after serving as an assistant coach at his alma mater, Florida Southern.
- October 11, 1984 — Nearly one full year after the announcement that basketball would return to the University, Athletic Director Sam Jankovich announced that a million dollar-plus practice facility would be constructed on the Coral Gables campus. The new all-purpose structure — located between the Hecht Athletic Center and the Greentree Track would be funded through a gift from the James L. Knight Charitable Trust.
- The first phase of the 1985-86 basketball schedule was also announced on this day, and the line-up included such perennial powers as North Carolina, Georgia, Notre Dame, Marquette and Dayton.



### 1985-86 MIAMI HURRICANES

Front (L to R): Manager Kevin Nord, Kevin Presto, Terrell Roberson, Joel Warren, Robert Selby, Darrell Glenn, Brian Heller, Bryan Hughes. Back: Eric Brown, Terance Hare, Mike Noblet, Tim Harvey, Mark Richardson, Robert Schneckenberg, Tim Dawson, Dennis Burns.

- October 15, 1984 — The first men’s basketball practice session in more than 12 years was held on the patio in the center of campus. More than 200 members of the student body participated.

### 1985: WITH ALL IN PLACE, MIAMI TIPS OFF AGAIN

- April 25, 1985 — Foster announced that UM’s 1985-86 basketball roster would include nine freshmen, one sophomore and one junior as the spring signing period ends for NCAA basketball.
- August 16, 1985 — Athletic Director Sam Jankovich announced that the 1985-86 basketball schedule had been completed and that network television coverage of the Hurricane program would include two games on CBS (Arizona) and ESPN (Notre Dame).
- Jankovich also announced the completion of a local television schedule (on WBFS-Channel 33) that would bring all nine UM road games back to Miami by way of live local broadcasts. Channel 33 would also carry select home games in the Knight Center.
- WIOD Radio, the radio voice of UM football and baseball, would also carry all Hurricane basketball games with veteran Hurricane announcer Sonny Hirsch at the microphone.
- October 15, 1985 — Basketball practice officially begins at the University of Miami in the Knight Sports Complex.
- November 12, 1985 — The Knight Sports Complex was dedicated at a gala banquet that was held on the basketball courts of the new structure. CBS basketball analyst Billy Packer served as the evening’s guest speaker for an event which welcomed more than 500 guests to the on-campus home of Hurricane basketball. The facility served as the practice home to the men’s and women’s basketball programs, while also housing the men’s basketball coaching staff offices. In addition, the Knight Sports Complex enabled the athletic program to more than double the size of the existing strength room, while also providing meeting rooms and lecture rooms for all of Miami’s student-athletes.
- November 22, 1985 — The brand new era of Hurricane basketball was ushered in by a young UM squad which defeated The Citadel, 85-77, in front of a sellout crowd of 4,984 at the Knight Center. Dennis Burns (24 points), Kevin Presto (22) and Eric Brown (21) combined to lead the Miami



### DENNIS BURNS

thrilled fans on opening night with five dunks en route to 24 points in UM’s 85-77 win over The Citadel.

offense, while Bryan Hughes enjoyed the distinction of scoring Miami's first point in 14 years (a free throw with 18:34 remaining in the first half).

- November 30, 1985 — Miami stuns 1985 NCAA Tourney participant Georgia with a thrilling 81-78 victory to capture the first AMI Classic Championship at the James L. Knight Center.

## END OF THE 1980s: UM MOVES FORWARD, UPSETS TOP 20 TEAMS

- March 5, 1986 — An 84-62 loss to Marquette in Milwaukee closed the Hurricanes' first season since 1970-71. Miami finished the year with a 14-14 record, giving Bill Foster his 19th non-losing record in 20 years as a collegiate head coach.
- The 1986-87 season — Though still considered "America's Youngest Team," Miami compiled a 15-16 slate — recording upset victories against Marquette, Stanford and Florida State, while losing by only four points to future BIG EAST foe Providence — a team that advanced to the NCAA Final Four.
- The 1987-88 season — Thrilling victories against Providence and Virginia Commonwealth propelled the 'Canes to continued improvement with a 17-14 record. Following the season, center Tito Horford announced his intention to enter the NBA Draft without completing his final two seasons of eligibility. Miami was left with anything but a depleted roster as 10 lettermen, including eight seniors, returned for UM's fourth season.
- April 12, 1988 — Athletic Director Sam Jankovich announces plans to move Hurricane Basketball to the new \$56 million Miami Arena. Also home to the NBA's Miami Heat, the state-of-the-art basketball facility signified a new era in the rise of basketball in South Florida.
- December 10, 1988 — A crowd of 6,654 watch the Hurricanes run neck-and-neck for 40 minutes with ACC powerhouse Duke. Blue Devil Danny Ferry needs a superhuman performance to stop the 'Canes as he connects on 23-of-26 shots en route to 58 points. Ferry later calls Miami "a definite Top 40 team."
- January 12, 1989 — Joel Warren's free throw, his only point of the evening, with two seconds remaining clinches Miami's first victory over a Top 20 team as the 'Canes upset defending national champion and No. 16-ranked Kansas, 87-86, at the Miami Arena.
- March 6, 1989 — The Hurricanes post an 89-82 win against FIU in the first annual Carnival Miami Cup. The win leaves Miami with a 19-12 slate, good enough for the best record in 24 years and 10 seasons at Miami. Eric Brown ends his brilliant Miami career with 2,270 career points, just 28 behind All-American Rick Barry's Hurricane record of 2,298.
- December 6, 1989 — Miami hands an 87-82 loss to eventual NCAA tournament participant Dayton as a Hurricane squad that includes six freshmen and no seniors jumps out with three consecutive wins to start the season.

## 1990: HAMILTON HIRED, UM JOINS THE BIG EAST


- January 18, 1990 — Nearly 5,000 fans turn out to watch one of the most exciting Hurricane games ever as Miami edges Florida State in double overtime, 101-97.
- February 19, 1990 — Miami storms back to post a 62-59 victory against Florida, ending the Gators 11-game win streak against the 'Canes that began during the 1964-65 season.
- March 6, 1990 — The Hurricanes send Head Coach Bill Foster out on a winning note as one of the most successful and respected collegiate coaches in the nation leaves Miami following an 83-55 win against FIU. Foster's six-year rebuilding record at Miami stands at 78-71 (.523), while his overall career mark stood at 431-247 (.636) in 24 seasons.
- April 2, 1990 — UM Athletic Director Sam Jankovich ends a national search for a new coach that spanned an entire season with the hiring of Leonard Hamilton from Oklahoma State. "After meeting with Leonard Hamilton for just five minutes," said Jankovich, "with that smile and that enthusiasm, there was no question who I wanted as coach of the University of Miami."
- October 10, 1990 — On the combined recommendation of President Edward T. Foote and Athletic Director Sam Jankovich, the University's Board of Trustees unanimously votes to accept an invitation to become the 10th member of the BIG EAST Conference. The Hurricane Basketball

## CONSTANTIN POPA

takes the opening tip as Miami officially enters the BIG EAST with a game versus UConn at Gampel Pavilion on January 2, 1992.

program will begin BIG EAST play in the 1991-92 season.

- December 28, 1990 — The Hurricanes rebound from back-to-back double overtime defeats to upset No. 28 Mississippi State, 74-67, in the consolation contest of the Eastern Airlines Palm Beach Classic. Joe Wylie is voted to the all-tournament squad after breaking seven tourney records including total points with 60 in the two games.
- January 3, 1991 — Joe Wylie becomes the 17th player in UM basketball history to score 1,000 career points. Wylie would later go on to finish his UM career ranked No. 8 for both scoring and rebounding in the UM record books.
- March 6, 1991 — Leonard Hamilton's inaugural season ends with a 9-19 record. However, there were large doses of success throughout the year as the 'Canes were victorious in six of their final nine contests and finished ranked No. 128 in the USA Today computer rankings — Miami's highest finish since the rebirth of the program (including 1988-89 when the 'Canes produced a 19-12 record).
- April 10, 1991 — Leonard Hamilton's first recruiting class is completed with the signing of Ochiel Swaby of Miami, the nation's leading high school scorer with 47.1 points per game. Along with Hamilton's three signees in the Fall of 1990 — Michael Gardner of Fredericksburg, Va., Pat Lawrence of St. Petersburg and 7'3" Constantin Popa of Bucharest, Romania — the freshmen class for the 1991-92 season was ranked in the Top 25.
- January 2, 1992 — Miami tips off in its inaugural BIG EAST contest at UConn's Gampel Pavilion. It is a baptism by fire for the young Hurricanes as the game at UConn is the first of four consecutive conference games in 10 days for Miami.
- January 14, 1992 — In the first home conference game in UM history, the Hurricanes shock the nation with a stunning 45-42 upset of perennial BIG EAST power St. John's. The UM victory would ultimately cost the Redmen the outright conference championship as they completed the regular season in a tie with Georgetown and Seton Hall.
- March 12, 1992 — Miami turns the Big Apple upside down with a convincing 83-71 victory against Pittsburgh in the BIG EAST Tournament at Madison Square Garden. The Panthers had beaten Miami in the two regular-season contests by a total of 52 points, but Jerome Scott (30 points) and Trevor Burton (25 points) led a spirited Miami squad past Pitt and into the second round of the conference showcase. Earning the respect of the league and nation, Miami led Georgetown, 34-33, at the half of their quarterfinal contest before dropping a 77-64 decision to the Hoyas. The 1-1 performance in New York ended the Hurricanes' 1991-92 campaign at 8-24. For his individual performance, Jerome Scott is honored as a member of the BIG EAST All-Tournament Team.
- April 28, 1992 — Coach Hamilton takes another giant step in the development of UM basketball with the completion of his second recruiting class. Six prep standouts, including Steven Edwards of Miami Senior High, make up the new Hurricane class which is ranked No. 4 in the nation.




- January 2, 1993 — For the second consecutive season, Miami opens its home BIG EAST schedule with a victory as the Hurricanes upset No. 10 Georgetown, 80-69. The resounding victory marks the highest-ranked team the 'Canes have defeated since the rebirth of the program.
- March 6, 1993 — Miami finishes the regular-season campaign with a thrilling 77-76 win over Villanova at Miami Arena. The victory gives Miami a 7-2 record in home BIG EAST games and an increase of six victories over the Hurricanes' first season in conference play (1-17 to 7-11) to mark the third-largest jump in the win column in BIG EAST history.

### 1995: UM ENJOYS A BANNER YEAR

- January 11, 1995 — Once again, St. John's is the victim as the Hurricanes enjoy a BIG EAST first. Miami stuns the Red Storm, 82-79, in a nationally televised game on ESPN to record its first BIG EAST road victory. Freshman Kevin Norris led the way with a 21-point, eight-rebound performance which earned him BIG EAST Rookie of the Week honors.
- February 4, 1995 — The Hurricanes prove they are one of the most improved teams in the nation with an impressive 67-61 win against 13th-ranked Georgetown in Miami Arena. The victory is Miami's first against a nationally-ranked opponent since an 82-77 win over 25th-ranked St. John's in February of 1993.
- February 11, 1995 — Steven Edwards buries a three-point field goal, the 171st trey of his career, just 39 seconds into the second half against Providence to become UM's all-time leader in three-point field goals made. UM defeats the Friars, 69-63, to earn its first BIG EAST Conference regular-season series sweep and in the process present Coach Leonard Hamilton his 100th career victory.
- February 25, 1995 — UM comes back from five points down in the final minute to force overtime before eventually defeating Boston College, 77-71, at Conte Forum. The victory is UM's first BIG EAST overtime win.
- February 28, 1995 — For the second consecutive game, the Hurricanes overcome a five-point deficit in the final minute of regulation and record an overtime victory. The 76-68 win over Pittsburgh is the Hurricanes' ninth league victory of the season and assures them of their first .500 league season and puts UM over the .500 mark (9-8) for the first time in BIG EAST play. The win also assures Miami of at least a .500 overall season for the first time since the 1988-89 campaign.
- March 4, 1995 — A record UM crowd of 11,263 pours into Miami Arena to watch the Hurricanes take on fourth-ranked Connecticut in the regular-season finale. In the contest, Steven Edwards becomes the 20th player in UM history to top the 1,000-point plateau. Miami, which lost a tough 75-67 decision, finished the season with a 9-9 record in BIG EAST play, establishing a new conference record for single-season improvement. Miami's nine-win conference increase tied Louisiana Tech for the best conference improvement in the nation. Miami made a habit out of winning close games in 1995. The Hurricanes went 9-1 in 1995 in BIG EAST games decided by six points or less or in overtime.
- March 6, 1995 — UM President Edward T. Foote II and Ryder System, Inc. Chairman, President and Chief Executive Officer M. Anthony Burns announce that Ryder System, Inc. has committed approximately \$9 million to the development of The RYDER Center, an on-campus multipurpose facility which will serve as the future home of UM basketball.
- March 9, 1995 — Head Coach Leonard Hamilton is named BIG EAST Conference Coach of the Year.

**STEVEN EDWARDS** was Miami's all-time leader in three-point field goals for 10 years and currently ranks second.

- March 15, 1995 — UM makes its first postseason appearance in 31 years with a National Invitation Tournament contest at Penn State. The Nittany Lions need a big second half rally to record a 62-56 victory and eliminate the Hurricanes.
- March 21, 1995 — Leonard Hamilton earns his second coach of the year honor as United Press International tabs Hamilton National Coach of the Year.
- March 27, 1995 — Leonard Hamilton is rewarded for rebuilding the Hurricane program and is given a new four-year contract.
- June 28, 1995 — Constantin Popa becomes the 12th Hurricane to be chosen in the NBA Draft as the Los Angeles Clippers select him in the second round with the 53rd overall pick.



### THE MID 90s: UM MOVES FORWARD

- January 3, 1996 — The Hurricanes opened the New Year in style cruising to a 75-66 victory in Miami Arena against 11th-ranked Syracuse, the eventual NCAA Tournament runner-up. The 'Canes set a school BIG EAST record by connecting on 71.4 percent (20-28) of their field goal attempts in the second half. UM also set a school BIG EAST record for points in a half with 50 second-half points.
- January 8, 1996 — The Hurricanes' game at Seton Hall was postponed due to the Blizzard of '96. The postponement was the first since the rebirth of the program in 1985. Four BIG EAST games were postponed due to the blizzard. Prior to those four contests only two games in the 17-year history of The BIG EAST had been postponed and all were due to inclement weather.
- February 10, 1996 — Steven Edwards became The BIG EAST Conference all-time leader in three-point field goals made in league play (167) when he connected on a trey with 5:39 left in UM's 62-58 loss to

### THANK YOU, FOUNDERS!

With deep appreciation, the University honors UM's Basketball Founders whose donations of \$50,000 or more over four years helped provide the resources necessary to reinstate Hurricane Basketball after a 14-year absence. On October 12, 1983, the Board of Trustees unanimously voted to renew the sport at the University of Miami. Hurricane Hoops returned to action on November 12, 1985.

Channel 33 | Nicholas Crane | Robert J. Dickman | Drexel Investments — Harry T. Mangurian, Jr. and Steve Mehallis | David Fiesler (deceased) | Flagler Greyhound Track — Neal Amdur, Fred Havenick and Florence Hecht | Florida Packers — Paul DiMare | Paul Herald (deceased) | Hyatt Regency — Miami | Imperial Industries, Inc. — Eugene C. Ferri, Jr. (deceased) | Jerry's Caterers — Jerry Pendergast | Irving & Ruth Karp | Metropolitan Mortgage — Walter Palk (deceased) | The Miami Herald | Martin N. Schnell | James A. Smith | Sun Bank — Ted Hoepner | Terremark, Inc. — Manuel Medina | Monty Trainer | Universal Brands — Marvin P. Kimmel



**THE FOUNDERS** The University of Miami honored the Founders and their relatives at the Hurricanes game versus Boston College on February 11, 2004. (L to R): Fred Havenick, Swanee DiMare, Paul DiMare, Eileen Herald, Tom Herald, Irving Karp, Arlene Schnell, Kenny Pitofsky, Jerry Pendergast, Nicole Walsh, Monty Trainer, former Athletic Director Paul Dee, Sebastian the Ibis.

21st-ranked Boston College. Edwards finished his career with 178 three-point field goals in BIG EAST play.

- February 20, 1996 — Steve Rich turned in one of the greatest individual performances in UM history, scoring a career-high 43 points and grabbing 13 rebounds as the 'Canes rallied from a 12-point second-half deficit to defeat St. John's, 96-91, in double overtime at the Miami Arena. Rich, who had 22 points in the second half, sent the game into overtime with a six-foot jumper with 3.6 seconds left in regulation. Rich also sent the game into double-overtime when he hit a free throw with 36 seconds remaining in the first extra session. He put UM ahead to stay with a pair of free throws with 3:52 remaining in the second overtime.
- March 4, 1996 — Tim James became the second Hurricane in the past two years to earn a spot on The BIG EAST Conference All-Rookie team.
- March 7, 1996 — UM finishes the 1995-96 campaign with a 15-13 record for the second straight season.
- January 11, 1997 — Kevin Norris hits two free throws with .8 seconds remaining to give Miami a 61-59 upset win against ninth-ranked Villanova. The win was the Hurricanes first road win against a ranked opponent.

## 1997-98: MIAMI RETURNS TO NCAA TOURNAMENT

- November 21, 1997 — Miami defeats 17th-ranked Charlotte, 89-72 at Miami Arena, marking the highest ranked non-conference opponent the Hurricanes have defeated since 1989.
- December 22, 1997 — UM improves to 9-0, tying the school record for consecutive victories to open a season, with a 65-57 win at Memphis.
- December 27, 1997 — Kevin Norris recorded a team-high six assists against Georgia Tech to move into first-place on UM's career assist list. Norris passes Kevin Presto, who recorded 412 assists from 1985-89.
- January 6, 1998 — Miami knocks off No. 8 Connecticut, marking the highest-ranked opponent UM has defeated in Miami Arena.
- February 4, 1998 — Kevin Norris records one steal against Providence to move into first place on Miami's career steals list. Norris surpassed Jerome Scott, who recorded 187 steals from 1988-92.
- February 28, 1998 — Miami ends the regular season 18-8 following a 70-66 win over 19th-ranked West Virginia at Miami Arena.
- March 3, 1998 — Tim James is named to the All-BIG EAST First Team, becoming the first Hurricane to be named first-team all-conference.
- March 8, 1998 — Miami receives its first NCAA Tournament bid since 1960. The Hurricanes, seeded 11th in the South Region, will face sixth-seeded UCLA at the Georgia Dome in Atlanta.
- March 13, 1998 — No. 19 UCLA defeats Miami, 65-62, in the opening round of the NCAA Tournament. Miami sophomore Johnny Hemsley came off the bench to record a double-double of 13 points and 11 rebounds and was named Chevrolet Player of the Game. The game was aired nationally on CBS and was Miami's first national appearance on network television since 1988.

## 1998-99: MIAMI'S BREAKTHROUGH SEASON

- December 27, 1998 — Miami defeats Ohio State, 72-64, at the HIP Orange Bowl Basketball Classic. Ohio State goes on to reach 1999 NCAA Final Four.
- January 6, 1999 — Miami defeats No. 10 St. John's, 84-79, at Miami Arena marking the fifth consecutive season the Hurricanes have defeated a ranked opponent at Miami Arena.
- January 18, 1999 — Miami debuts at No. 25 in the Associated Press Top 25 College Basketball poll. The ranking marks the first for Miami by the Associated Press since 1960.
- January 20, 1999 — Miami plays No. 1 Connecticut in front of a school record crowd of 15,147 at Miami Arena. In one of the season's most dramatic games, John Salmons' three-point attempt rolled in-and-out at the buzzer as UConn held on for a 70-68 overtime win.
- February 3, 1999 — Miami defeats No. 9 St. John's, 73-70, at Madison Square Garden.
- February 8, 1999 — Miami knocks off No. 18 Syracuse, 76-63, marking the Hurricanes first win ever in the Carrier Dome.
- February 20, 1999 — Miami defeats No. 2 UConn, 73-71, snapping

the Huskies 16-game win streak at Gampel Pavilion. With the win, Miami becomes the first team in BIG EAST history to defeat Georgetown, St. John's, Syracuse and Connecticut on the road in the in the same season.

- February 23, 1999 — Miami defeats Pittsburgh, 85-52, at Miami Arena, improving UM's record to 20-5 on the season. The 20-win season is the first for Miami since 1964-65.
- March 1, 1999 — Miami moves up to ninth in the AP poll, marking the Hurricanes' first top-10 ranking since March 1, 1960.
- March 1, 1999 — Tim James and Johnny Hemsley are both named to the All-BIG EAST First Team.
- March 2, 1999 — Tim James is named BIG EAST Co-Player of the Year with Connecticut's Richard Hamilton. Johnny Hemsley is named the BIG EAST Most Improved Player and Leonard Hamilton is named the BIG EAST Coach of the Year for the second time of his career.
- March 5, 1999 — Vernon Jennings hands out eight assists against St. John's and passes Michael Gardner into first place on UM's single season assist list.
- March 7, 1999 — Miami receives its second consecutive NCAA Tournament bid and is seeded No. 2 in the East Region — the highest seed in school history.
- March 8, 1999 — Tim James is named to the All-America Third Team by the Associated Press becoming the fourth Hurricane in school history and first player since the rebirth of the program to earn All-America honors.
- March 12, 1999 — Miami defeats Lafayette College, 75-54, in its opening round game at the FleetCenter in Boston, Mass. The win marks the first NCAA Tournament victory in school history and ties the school record for wins in a season (23). Junior Johnny Hemsley sets a school record and tied the East Regional record connecting on nine three-pointers.
- March 14, 1999 — Miami's NCAA Tournament run ends with a 73-63 loss to Purdue.
- March 16, 1999 — Tim James is named to the All-America Third Team by the National Association of Basketball Coaches.
- June 30, 1999 — Tim James is selected by the Miami Heat with the 25th pick of the first round in the 1999 NBA Draft in Washington, DC. James is the first Hurricane to be drafted since 1995 and the first Hurricane to be selected in the first round since 1965.

the Hurricanes 16-game win streak at Gampel Pavilion. With the win, Miami becomes the first team in BIG EAST history to defeat Georgetown, St. John's, Syracuse and Connecticut on the road in the in the same season.

the Hurricanes 16-game win streak at Gampel Pavilion. With the win, Miami becomes the first team in BIG EAST history to defeat Georgetown, St. John's, Syracuse and Connecticut on the road in the in the same season.

the Hurricanes 16-game win streak at Gampel Pavilion. With the win, Miami becomes the first team in BIG EAST history to defeat Georgetown, St. John's, Syracuse and Connecticut on the road in the in the same season.


the Hurricanes 16-game win streak at Gampel Pavilion. With the win, Miami becomes the first team in BIG EAST history to defeat Georgetown, St. John's, Syracuse and Connecticut on the road in the in the same season.

the Hurricanes 16-game win streak at Gampel Pavilion. With the win, Miami becomes the first team in BIG EAST history to defeat Georgetown, St. John's, Syracuse and Connecticut on the road in the in the same season.


## 1999-2000:

### HURRICANES BECOME BEAST OF THE BIG EAST

- November 8, 1999 — Hurricanes debut at No. 25 in the preseason Associated Press poll marking the first preseason AP ranking in UM history.
- November 30, 1999 — Johnny Hemsley scores 19 points against



**All-American TIM JAMES**  
earned 1998-99 BIG EAST  
co-Player of the Year honors.



Miami advanced to the **SWEET 16** for the first time in 2000.


Bethune-Cookman to become the 22nd player in UM history to record 1,000 career points.

- January 22, 2000 — Mario Bland scores 24 points against Boston College to become the 23rd player in UM history to record 1,000-career points.
- February 19, 2000 — UM defeats No. 18 UConn, 63-57, becoming the first school in BIG EAST history to win consecutive games at Gampel Pavilion in Storrs.
- February 29, 2000 — Vernon Jennings hands out 10 assists against Pittsburgh

to break his own UM single-season assists record. Jennings would end the season with 218 assists.

- March 5, 2000 — Miami defeats No. 18 St. John's, 74-70, in overtime to capture the BIG EAST regular-season championship. The win also marks UM's second-straight 20-win season.
- March 6, 2000 — Miami returns to the Associated Press poll with a No. 23 national ranking.
- March 7, 2000 — Johnny Hemsley is named to the All-BIG EAST Second Team while Mario Bland earns third-team honors.
- March 10, 2000 — Vernon Jennings hands out eight assists against St. John's to move into first place on UM's career assists list. Jennings would end his career with 520 assists.
- March 12, 2000 — UM receives its third consecutive NCAA Tournament bid and is the No. 6 seed in the South Region.
- March 13, 2000 — UM returns to the USA Today/ESPN poll with a No. 25 ranking.
- March 19, 2000 — Miami defeats No. 18 Ohio State, 75-62, in the second round of the NCAA Tournament to advance to the Sweet 16 for the first time in school history. The win is UM's 23rd of the season, tying the school record for wins in a season.
- March 24, 2000 — Tulsa defeats Miami, 80-71, in the South Regional semifinal to end the Hurricanes' season and finish with a 23-11 record.
- April 4, 2000 — Miami ends the season ranked 23rd by the Associated Press and No. 20 in the USA Today/ESPN poll.
- June 15, 2000 — Leonard Hamilton steps down as head coach to accept the head coaching job with the NBA's Washington Wizards.
- July 6, 2000 — After a nationwide search, Athletic Director Paul Dee


names Perry Clark, formerly of Tulane, as the ninth head basketball coach at the University of Miami.



**JOHN SALMONS** celebrates after Miami defeats St. John's, 74-70 in overtime, to win the 1999-2000 BIG EAST regular-season championship.

## THE PERRY CLARK ERA BEGINS

- November 18, 2000 — UM defeats Florida Atlantic, 76-59, marking head coach Perry Clark's first win at Miami. Darius Rice scores 26 points, establishing a UM freshman record for most points scored in a season opener.
- December 9, 2000 — Darius Rice scores a UM freshman record 35 points in the Hurricanes' 83-72 win over UCF.
- January 10, 2001 — Darius Rice establishes a UM freshman record with seven three-point baskets in an 85-74 loss at Virginia Tech. Rice scores 31 points becoming the first freshman in UM history to record two 30-point games in a season.
- January 20, 2001 — Miami defeats 15th-ranked Connecticut, 77-74, marking the seventh-straight season in which the Hurricanes have defeated a ranked opponent at Miami Arena.
- January 22, 2001 — Freshman Marcus Barnes is named BIG EAST Rookie of the Week after averaging 22 points in UM wins over Providence and Connecticut. Barnes becomes the first Hurricane since Tim James in 1996 to earn Rookie of the Week honors.
- February 13, 2001 — Miami defeats its third-straight ranked opponent with a 68-57 win versus No. 10 Syracuse at the Carrier Dome.
- February 19, 2001 — Darius Rice earns BIG EAST Rookie of the Week honors after averaging 21 points per game in wins against Syracuse and Villanova.
- February 28, 2001 — The Hurricanes defeat West Virginia, 73-66, at Miami Arena to clinch their seventh consecutive winning season. The win also marks head coach Perry Clark's 200th career victory.
- March 4, 2001 — John Salmons is named the BIG EAST Player of the Week after averaging 26.5 points and 10.0 rebounds in UM wins against West Virginia and Villanova.
- March 6, 2001 — John Salmons is named to the All-BIG EAST Third Team and Darius Rice is named to the BIG EAST All-Rookie Team by a vote of the league's coaches.
- March 11, 2001 — Miami receives a bid to the National Invitation Tournament. The postseason berth is the fifth straight for Miami and sixth in the last seven seasons.
- March 14, 2001 — The Hurricanes' season ends with a heartbreaking 60-58 loss at Auburn in the opening round of the NIT.



**VERNON JENNINGS** dished out eight assists versus St. John's on March 10, 2000, to become Miami's all-time leader in career assists.

## 2001-02:

### MIAMI ENJOYS RECORD-BREAKING SEASON

- November 20, 2001 — Miami defeats Clemson, 67-65, in the championship game of the Virgin Islands Paradise Jam. The tournament championship is the Hurricanes' first since the 1988 Eastern Airlines Palm Beach Classic. Senior John Salmons is named the tournament's MVP, while sophomore Darius Rice was named to the all-tournament team.
- December 3, 2001 — Junior James Jones ties the UM single-game record with eight blocked shots in a 77-59 win over FIU.
- December 15, 2001 — Miami defeats No. 21 Indiana, 58-53, in the Orange Bowl Basketball Classic. James Jones is named the game's MVP after recording 13 points, 13 rebounds and five blocks. Indiana would go on to reach the NCAA Tournament championship game.
- December 18, 2001 — Miami improves to 10-0 on the season, setting a school-record for consecutive wins to open a season following a 90-62 win against Florida A&M.



- December 22, 2001 — John Salmons scores 15 points in Miami's, 64-56, win over Charlotte to become the 24th player in UM history to surpass 1,000 career points.
- December 23, 2001 — John Salmons is named BIG EAST co-Player of the Week with St. John's Marcus Hatten after averaging 10.5 points, 8.0 rebounds, 10.0 assists, 3.5 steals and 3.0 blocks in wins against Florida A&M and Charlotte.
- December 24, 2001 — Miami debuts at No. 24 in the Associated Press poll and at No. 23 in the ESPN/USA Today Coaches poll.
- December 30, 2001 — Miami defeats St. Francis (Pa.), 71-48, concluding its non-conference season 13-0. The perfect non-conference record is the first in school-history.
- December 31, 2001 — John Salmons is named BIG EAST Player of the Week for the second-straight week after averaging 20.0 points, 4.0 rebounds, 4.5 assists and 2.0 steals in wins versus LSU and St. Francis (Pa.). Salmons joins former UM great Tim James as the only Hurricanes to win the award in back-to-back weeks.
- January 2, 2002 — Miami defeats No. 24 Georgetown, 79-71, tying the school-record for consecutive victories (14-0).
- January 19, 2002 — The Hurricanes rally from a 13-point second-half deficit to defeat Providence, 102-96, in overtime. The 13-point second-half comeback tied the UM BIG EAST record.
- January 28, 2002 — Darius Rice is named BIG EAST Player of the Week after recording 30 points and 10 rebounds in the Hurricanes win against Villanova.
- February 2, 2002 — Miami defeats No. 17 Connecticut, 68-66, marking the eighth-straight season UM has defeated a ranked team at home.
- February 4, 2002 — The Hurricanes reach a season-high national ranking of 12th by the Associated Press and 11th in the ESPN/USA Today poll.
- February 21, 2002 — James Jones is named to the Verizon All-Academic District III Basketball team.
- February 26, 2002 — Darius Rice scores 30 points to lead Miami to an 81-65 win at Providence. The win is the 22nd of the season marking the most regular-season wins for the Hurricanes since joining the BIG EAST in 1991.
- February 28, 2002 — Darius Rice (first team) and John Salmons (second team) are National Association of Basketball Coaches All-District 6 selections.
- March 2, 2002 — Miami defeats Virginia Tech, 83-77, on Senior Day at Miami Arena. The Hurricanes tie the school single-season record for victories with their 23rd of the season.
- March 4, 2002 — John Salmons and Darius Rice are named to the All-BIG EAST Second Team while James Jones earns third team honors.
- March 5, 2002 — John Salmons receives the first BIG EAST Sportsmanship Award.
- March 7, 2002 — The Hurricanes establish a new school-record for wins in a season (24) with an 84-76 overtime win over Georgetown in the quarterfinals of the BIG EAST Tournament.
- March 9, 2002 — Sophomore Marcus Barnes is named to the BIG EAST Championship All-Tournament Team after averaging 23.5 points in two tournament games.
- March 10, 2002 — Miami receives a bid to the NCAA Tournament. Miami is seeded 5th and will face 12th-seeded Missouri in Albuquerque, N.M.
- March 14, 2002 — Miami's season ends with a 93-80 loss to Missouri in the NCAA Tournament. The Hurricanes end the season with a 24-8 record marking the most wins in school history. The Hurricanes also set season records in three-point field goals (236), three-point field goal attempts (684) and blocked shots (190).

## 2002-03

- December 18, 2002 — James Jones scores 26 points against Arkansas-Pine Bluff to become the 25th player in UM history to surpass 1,000 career points.
- December 21, 2002 — Darius Rice scores 32 points against No. 13 Florida in the Wachovia Orange Bowl Basketball Classic to become the 26th player in UM history to surpass 1,000 career points.
- January 4, 2003 — Miami christens the \$48 million Convocation

Center with a thrilling, 64-61, overtime win against North Carolina.

- January 20, 2003 — Darius Rice scores a career-high 43 points, including a steal and three-point basket as time expires to knock off 11th-ranked Connecticut, 77-76, at the Convocation Center. The win marks the ninth consecutive season in which the Hurricanes have defeated a ranked opponent. The 43 points scored by Rice ties him for third on the all-time BIG EAST single-game scoring list.
- February 20, 2003 — James Jones is named Verizon Academic All-District II for the second-straight season.
- February 28, 2003 — Darius Rice is named to the All-District 6 First Team. Rice becomes the first Miami player since Tim James (1998, 1999) to earn first team all-district honors in consecutive seasons.
- March 6, 2003 — James Jones is named to the Second Team Verizon Academic All-America.
- March 10, 2003 — Darius Rice is named third-team All-BIG EAST by a vote of the league's coaches.
- June 26, 2003 — James Jones is selected in the second round of the NBA Draft by the Indiana Pacers.

## 2003-04:

### THE BIG EAST ERA ENDS, MIAMI JOINS THE ACC

- December 7, 2003 — Guillermo Diaz is named BIG EAST Rookie of the Week after averaging 17.0 points, 1.5 rebounds and 3.5 steals per game in victories against Stetson and FIU.
- December 29, 2003 — Rob Hite is named BIG EAST Player of the Week after averaging 22.5 points, 6.0 rebounds and 2.0 steals per game in wins against North Carolina A&T and Florida Atlantic.
- January 17, 2004 — Rob Hite ties a UM single-game record for three-point field goal percentage going 5-5 from behind the arc against Virginia Tech.
- February 4, 2004 — Rob Hite ties a modern day Miami single-game record for free throw percentage connecting on 10-10 free throw attempts against Rutgers.

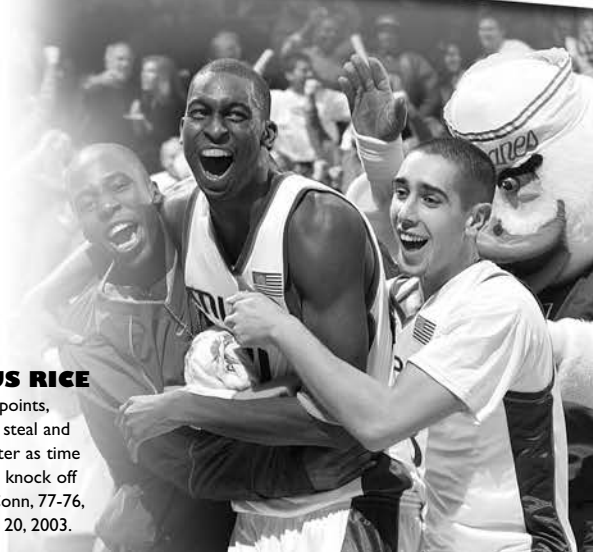
### JOHN SALMONS

was the recipient of the 2001-02 BIG EAST Sportsmanship Award.



### DARIUS RICE

scored 43 points, including a steal and three-pointer as time expired, to knock off No. 11 UConn, 77-76, on January 20, 2003.





The Hurricanes opened the then-named **CONVOCATION CENTER** on January 4, 2003, with a 64-61 overtime victory versus North Carolina.

- February 7, 2004 — Darius Rice starts his 109th game as a Hurricane, setting a new UM record. Rice would end his career with 113 career starts at Miami.
- February 11, 2004 — Miami falls 74-72 in overtime to Boston College marking the fourth overtime loss of the season, setting a BIG EAST single-season record.
- February 19, 2004 — Darius Rice is named First Team All-District 6 by the NABC for the third-straight season. Rice is the first Hurricane to be named First Team All-District three times.
- March 6, 2004 — Darius Rice scored 16 points against West Virginia in his final game as a Hurricane to finish with 1,865 points, fourth most in UM history. Miami ends the season with a 14-16 record.
- March 8, 2004 — Darius Rice is named Second Team All-BIG EAST and Guillermo Diaz is named to the BIG EAST All-Rookie Team.
- March 26, 2004 — Perry Clark is dismissed from his head coaching duties at the University of Miami.
- April 12, 2004 — Frank Haith is named the University of Miami's 11th head men's basketball coach.
- July 1, 2004 — The University of Miami officially becomes a member the Atlantic Coast Conference.

**GUILLERMO DIAZ** was a two-time All-ACC Second Team selection.



#### 2004-05: THE ACC/FRANK HAITH ERA BEGINS

- November 20, 2004 — Miami defeats Wofford, 67-64, giving Frank Haith his first victory.
- November 29, 2004 — Anthony King records the first triple-double in UM history with 11 points, 10 rebounds and an ACC-record 13 blocked shots against Florida Atlantic.
- December 4, 2004 — The Hurricanes knock off No. 19 Florida, 72-65, in Gainesville marking Miami's first win at Florida since January 10, 1963.
- December 13, 2004 — Rob Hite is named ACC Player of the Week becoming the first Hurricane to win the award.
- January 6, 2005 — Miami plays its first ACC game, falling 80-69 at Georgia Tech.
- January 9, 2005 — Miami records its first ACC win defeating NC State, 67-66, in front of a sellout crowd at the Convocation Center.
- January 12, 2005 — Guillermo Diaz is named ACC Player of the Week.
- January 12, 2005 — The Hurricanes record their first ACC road win with a 91-80 victory at Virginia.
- February 2, 2005 — Rob Hite scores 17 points against Virginia Tech to become the 27th player in UM history to record 1,000 career points.
- March 7, 2005 — Guillermo Diaz is named Second Team All-ACC, Robert Hite is named Honorable Mention All-ACC and Anthony King is named to the ACC All-Defensive Team.
- March 10, 2005 — Miami falls to Virginia, 66-65, in its first ACC Tournament game.
- March 13, 2005 — The Hurricanes receive a bid to the National Invitation Tournament.
- March 14, 2005 — Guillermo Diaz is named First Team NABC All-District 6 and Frank Haith is named NABC District 6 Coach of the Year. Haith is the first UM coach to earn District Coach of the Year honors.
- March 15, 2005 — Miami's inaugural season in the ACC ends with a 69-67 loss at South Carolina in the opening round of the NIT. South Carolina goes on to win the NIT title. Anthony King records three blocked shots against the Gamecocks, setting a UM single-season record (86).



## 2005-06

- November 16, 2005 — The University of Miami and BankUnited enter into a 10-year agreement which renames the Convocation Center the BankUnited Center.
- January 14, 2006 — Miami knocks off No. 20 North Carolina, 81-70, in Chapel Hill marking the Hurricanes' first win at the Dean Smith Center.
- February 23, 2006 — Guillermo Diaz and Rob Hite are both named First Team All-District 6 by the NABC marking the first time the Hurricanes have had two players on the first team in the same season.
- March 6, 2006 — Guillermo Diaz is named Second Team All-ACC while Rob Hite earns third team honors by a vote of the league's coaches.
- March 7, 2006 — Guillermo Diaz is named to the All-District IV First Team by the USBWA.
- March 9, 2006 — The Hurricanes win their first ACC Tournament game, overcoming a 12-point deficit over the final 12 minutes to defeat Clemson, 66-63, in Greensboro, N.C.
- March 15, 2006 — Miami defeats Oklahoma State, 62-59, in the opening round of the NIT at the BankUnited Center. It marks the first postseason game hosted by the Hurricanes.
- March 20, 2006 — UM records a 53-52 win at Creighton in the second round of the NIT marking Miami's first NIT road win.
- March 22, 2006 — The Hurricanes' season ends with a 71-65 defeat at Michigan in the NIT quarterfinals.
- June 28, 2006 — Guillermo Diaz is selected in the second round of the NBA Draft by the Los Angeles Clippers with the 52nd overall pick.

## 2006-07

- December 3, 2006 — In the 2006-07 ACC opener, the Hurricanes knock off 21st-ranked Georgia Tech, 90-82, at the BankUnited Center.
- December 4, 2006 — Sophomore Jack McClinton earns ACC Player of the Week honors, averaging 26.0 points, 2.0 assists and 1.5 rebounds in two games against Northwestern and Georgia Tech.
- January 10, 2007 — Miami downs No. 25 Maryland, 63-58, in College Park in front of a crowd of 17,950 Terrapin fans to improve to 2-0 versus ranked teams.
- January 22, 2007 — Freshman Dwayne Collins becomes the first UM player to earn ACC Rookie of the Week honors after averaging 18.0 points and 8.5 rebounds against Boston College and Florida State.
- March 5, 2007 — Jack McClinton, who concluded the 2006-07 regular season ranked first in the ACC in three point percentage (.438), three-pointers made per game (2.93) and free throw percentage (.896), earns Third Team All-ACC honors.

**ANTHONY KING** set a UM single-season record with 86 blocked shots in 2004-05.

- March 8, 2007 — The Hurricanes upset fourth-seeded and 17th-ranked Maryland 67-62 in the first round of the 2007 ACC Tournament.

## 2007-08

- November 18, 2007 — Miami uses a 64-58 win over Providence to improve to 4-0 and claim the inaugural O'Reilly Auto Parts Puerto Rico Tip-Off Championship title. Junior Jack McClinton is named to the all-tournament team and ESPN's Andy Katz tabs Miami the "Team of the Week".
- December 13, 2007 — UM improves to 9-0 as Jack McClinton scores 29 points, including five three-pointers, to defeat Mississippi State, 64-58, snapping MSU's 23-straight December home win streak. With the Hurricanes trailing 56-51, the Baltimore, Md., junior knocked down three three-pointers and converted a pair of free throws in the final 3:22 to lead Miami to the comeback victory. For the game, McClinton hit 11-of-22 from the floor, 5-of-10 from three-point range and 2-of-2 from the line.
- December 17, 2007 — After nine-straight wins, including five away from the BankUnited Center, Miami jumps into the top 25 in a pair of national polls — ranked No. 22 in both the USA Today/

**ROB HITE** earned Third Team All-ACC honors in 2005-06.



ESPN Top 25 Coaches Poll and in the AP Top 25. It is the program's first ranking since a No. 21 showing in both polls during the week of Mar. 10, 2002. UM also tops three RPI polls with the nation's 18th-toughest schedule to date. Also, Jack McClinton earns ACC Player of the Week honors after his game-winning performance at Mississippi State.

- December 23, 2007 — Miami improves to 12-0 with a 95-64 win over North Carolina A&T. It marks the best start under fourth-year head coach Frank Haith and the program's second-best start ever.

- December 24, 2007 — Miami reaches a season-high No. 19 ranking in both the AP Top 25 and the USA Today/ESPN Top 25 Coaches Poll. It is the highest ranking since earning a No. 16 ranking by the ESPN/USA Today Poll on March 3, 2002, and No. 17 ranking by the Associated Press on Feb. 18, 2002, and is also the highest ranking for a Miami squad this early in the season.

- January 12, 2008 — Miami improves to 4-0 in ACC home openers, knocking off Georgia Tech, 78-68, at the BankUnited Center.

- February 20, 2008 — Sophomore Dwayne Collins scored a career-high 26 points (12-14 FGs, 2-3 FTs) to lead Miami to a 96-95 win over No. 4/5 Duke at the BankUnited Center — UM's first win over the Blue Devils in 45 years. The Hurricanes led by as many as 20 points in the second half and made six of eight free throws in the final 41 seconds to preserve the upset.

- February 25, 2008 — Dwayne Collins is named National Player of the Week by ESPN.com and Rivals.com after averaging 19.0 points and 16.5 rebounds per game, while shooting 72 percent from the field in wins over Duke and Maryland.

- March 1, 2008 — With a 95-93 win over Virginia, the Hurricanes earn their 20th win of the season for the 10th time in program history. Jack McClinton scored 34 points in the win, including a career-high seven three-pointers — tying the UM mark for the third-most three-pointers in a game.

- March 5, 2008 — With a 74-61 win over Boston College, the Hurricanes snap a 13-game skid versus the Eagles and set a new BankUnited Center record for home wins at 14-2. It also marks a program-best eighth win in the ACC.

- March 8, 2008 — Jack McClinton scores 22 points at Florida State to become the 29th Hurricane to score 1,000 points and just the fourth to do it in his first two seasons.

- March 10, 2008 — Jack McClinton, who finished the 2007-08 regular season ranked first in the ACC in three point percentage (.442), three-pointers per game (3.0) and free throw percentage (.900), becomes the

first Hurricane named to the All-ACC First Team. He is also the only first-team pick to also earn All-ACC Academic Team honors.

- March 16, 2008 — Miami is selected seventh in the NCAA Tournament and will face 10th-seeded St. Mary's (Calif.) in Little Rock, Ark.


- March 21, 2008 — Jack McClinton scores a career-high 38 points, including 32 in the second half, to lead Miami past St. Mary's, 78-64, in NCAA first round play. Miami's 23rd win of the season ties for second-most wins in program history. McClinton's 38 points is the second-highest scoring total in the 2008 tournament.

- March 13, 2008 — Miami's season comes to a close with a 75-72 loss to second-seeded and seventh-ranked Texas in the NCAA's second round.

## 2008-09

- Preseason — Miami opens the season ranked among the nation's top 25 in both preseason polls for just the second time in program history. The Hurricanes were No. 16 in the preseason USA Today/ESPN Top 25 Coaches' Poll — tying the highest preseason ranking in program history — and No. 17 in the preseason Associated Press Poll — marking the team's highest preseason ranking in the AP Poll. At the league's

In 2007-08, **JACK MCCLINTON** became the first Hurricane to earn First Team All-ACC honors. He scored a career-high 38 points in UM's NCAA Tournament win over St. Mary's.



annual Operation Basketball, the Hurricanes were picked to finish fourth in the ACC and Jack McClinton was selected to the Preseason All-ACC Team. He was also named to the Preseason Wooden List and was a candidate for both the Lowe's Senior CLASS Award and the Bob Cousy Award.

- Dec. 6, 2008 — Miami defeats Kentucky, 73-67, at Rupp Arena in front of 24,109 Wildcat faithful to mark the Hurricanes' first win at Rupp Arena. UM's 20-point halftime lead (46-26) is the largest by an opponent at Rupp since 1980. Miami added a 70-56 win over St. John's at Madison Square Garden on Dec. 27 to extend the list of notable venues in which Frank Haith's Hurricanes have won.
- Jan. 10, 2009 — With their 77-71 win over No. 17/24 Boston College, the Hurricanes win their fourth straight off their home court and snap a 10-year drought in Chestnut Hill.
- Feb. 4, 2009 — Miami wins its second game of the season over a ranked opponent, routing No. 6/7 Wake Forest, 79-52, for the program's largest margin of victory (27 points) over a ranked opponent and its largest margin of victory in ACC play. Jack McClinton scores 32 points — including a season-high six three-pointers — to move into UM's top 10 in career scoring.
- Feb. 9, 2009 — Jack McClinton is named ACC Player of the Week after averaging 33.0 points, 3.0 rebounds and 1.5 steals in a pair of games versus top-10 opponents in Wake Forest and at Duke. He adds 35 points in UM's next game versus No. 3/3 North Carolina, becoming the first Hurricane to have three-straight 30-point games since Eric Brown 21 seasons ago. Just two weeks later he is named to the Naismith Mid-Season List.
- March 3, 2009 — Jack McClinton earns National Association of Basketball Coaches (NABC) First Team All-District honors.
- March 9, 2009 — For the second-straight season, Jack McClinton is named to the All-ACC First Team. In addition, he is the only All-ACC honoree — on any team — to also earn All-ACC Academic Men's Basketball Team recognition. The Baltimore-native closes his career as the ACC's all-time leader in three-point field goal percentage (.440) and ranks second in career free throw percentage (.900).
- March 18, 2009 — Jack McClinton hit a career-high tying seven 3-pointers and scored 25 points to lead Miami to a 78-66 victory over Providence in the first round of the NIT, breaking his own school record for 3-pointers in a season. (He closed the season with 101 and his career with a UM-record 286 treys). With his fourth postseason win, Frank Haith has more postseason wins than any other coach in Miami men's basketball history.
- March 20, 2009 — Miami closes its season with a 74-60 loss at Florida in the second round of the NIT.
- March 2009 — The Hurricanes' new on-campus practice facility opens.
- April 2, 2009 — Jack McClinton wins the men's three-point championship at the 21st Annual College Slam Dunk and Three Point Championships in Detroit heading into the NCAA Final Four.
- June 24, 2009 — UM's 2009 men's basketball signing class is nationally ranked No. 19 by Scout and No. 24 by ESPN, marking head coach Frank Haith's second Top 25 recruiting class in five years at the helm.
- June 26, 2009 — Jack McClinton is selected by the San Antonio Spurs with the 51st pick in the second round of the 2009 NBA Draft.


## 2009-10

- Nov. 14, 2009 — True freshman Durand Scott dishes out 10 assists — with zero turnovers — in his collegiate debut as Miami defeats visiting North Carolina Central, 83-53, en route to his first of a program-high four ACC Rookie of the Week honors. It is the most assists by a Hurricane in exactly three years and ties an ACC freshman record.
- Nov. 22, 2009 — James Dews scored 22 points and tournament MVP Dwayne Collins added 17 points and 15 rebounds to lead Miami past South Carolina, 85-70, to win the championship game of the Charleston Classic. Miami reached the championship game by beating Tulane, 74-54, in the opening round and UNC Wilmington, 67-60, in the second round.
- Dec. 2, 2009 — Durand Scott scored a season-high 20 points, including consecutive breakaway baskets in the final minute, and Miami remained unbeaten by rallying past Minnesota, 63-58, in the Big Ten/ACC Challenge. It was the first 20-point performance by a Miami freshman since Dwayne Collins finished with 24 at Boston College on Jan. 16, 2007.
- Dec. 12, 2009 — James Dews hit a career-high six 3-pointers as Miami

tied a school record with 15 3-pointers in a 91-54 win over South Carolina State. The Hurricanes made nine 3-pointers in the first half, including four in the opening 6:36.

- Jan. 3, 2010 — James Dews scored 21 points and sank five 3-pointers as Miami knocked off Pepperdine, 86-63, for its 21st straight non-conference regular-season victory. UM, who closed its non-conference slate with a perfect 14-0 record, made 13 3-pointers and shot 53 percent from the field.
- Jan. 11, 2010 — After knocking off Wake Forest, 62-53, the 15-1 Hurricanes enter the Associated Press Top 25 Poll at No. 23.
- Feb. 10, 2010 — James Dews made a 15-footer at the buzzer as Miami defeated No. 20 Georgia Tech, 64-62. Miami has defeated a ranked team in 14 of the last 15 seasons, including 14 wins over ranked opponents under Coach Haith.
- Feb. 17, 2010 — During halftime of Miami's game versus Duke, three former Hurricane greats were paid tribute to with the institution of honored jerseys. Jack McClinton (2006-09), Don Curnutt (1967-70) and Dick Hickox (1958-61) had their jerseys raised to the rafters of the BankUnited Center, next to the retired jerseys of Rick Barry and Tim James.
- March 2, 2010 — Durand Scott scored a season-high 29 points at North Carolina — the second-highest point production by an ACC rookie this season and the most points by a UM freshman in over nine years. Became the first Miami rookie since Guillermo Diaz (2003-04) to score 20 points in multiple games as a freshman.
- March 8, 2010 — Durand Scott became the first Hurricane named to the Atlantic Coast Conference All-Rookie Team. Miami has had an all-conference player in all six years under Coach Haith.
- March 11, 2010 — Reggie Johnson scored a career-high 22 points against his hometown school and 12th-seeded Miami routed fifth-seeded Wake Forest, 83-62, in the first round of the ACC Tournament. Johnson shot 8-for-8 from the field and 6-for-6 from the line to tie a UM record and set a new ACC Tournament freshman record as the first rookie to finish perfect from the field in a tourney game.
- March 12, 2010 — Durand Scott scored 11 of his 17 points in the final six minutes and 12th-seeded Miami continued its run in the ACC Tournament with a 70-65 victory over Virginia Tech. It marked the first time in program history that the Hurricanes won a pair of games in a conference tournament and marked the first time UM has advanced to the semifinals of the ACC Tournament. Since 1994, of the 482 teams seeded 10th or below in conference men's basketball tournaments around the country, Miami is the 28th 10-seed or below to advance to a conference semifinal — just the second 12-seed to do it in ACC history and the third ACC team seeded 10th or below.
- March 14, 2010 — Durand Scott was named to the ACC All-Tournament First Team and Reggie Johnson earned Second Team honors. The freshmen tandem marks the first 'Canes to earn the accolades.
- May 6, 2010 — Former Hurricane Will Allen was selected as one of the world's 100 most influential people by TIME Magazine for work with his non-profit group Growing Power.
- June 25, 2010 — Dwayne Collins is selected by the Phoenix Suns with the 60th pick of the 2010 NBA Draft.

**DURAND SCOTT**  
was among the ACC's  
freshmen leaders in almost  
every statistical category





## VERNON JENNINGS



JAMES DEWS

## NCAA TOURNAMENT RESULTS (4-6)

**1959-60 (MIDEAST REGION)**

3/8/60	vs. Western Kentucky	L	107-84	Lexington, Ky.
--------	----------------------	---	--------	----------------

**1997-98 (NO. 11 SEED — SOUTH REGION)**

3/13/98	vs. No. 6 UCLA	L	65-62	Atlanta, Ga.
---------	----------------	---	-------	--------------

**1998-99 (NO. 2 SEED — EAST REGION)**

3/12/99	vs. No. 15 Lafayette	W	75-54	Boston, Mass.
3/14/99	vs. No. 10 Purdue	L	73-63	Boston, Mass.

**1999-2000 (NO. 6 SEED — SOUTH REGION)**

3/17/00	vs. No. 11 Arkansas	W	75-71	Nashville, Tenn.
3/19/00	vs. No. 3 Ohio State	W	75-62	Nashville, Tenn.
3/24/00	vs. No. 7 Tulsa	L	80-71	Austin, Texas

**2001-02 (NO. 5 SEED — WEST REGION)**

3/14/02	vs. No. 12 Missouri	L	93-80	Albuquerque, N.M.
---------	---------------------	---	-------	-------------------

**2007-08 (NO. 7 SEED — SOUTH REGION)**

3/21/08	vs. No. 10 St. Mary's	W	78-64	Little Rock, Ark.
3/23/08	vs. No. 2 Texas	L	75-72	Little Rock, Ark.

No seedings in 1959-60

## NIT RESULTS (4-9)

**1960-61**

3/16/61	vs. St. Louis	L	58-56	New York, N.Y.
---------	---------------	---	-------	----------------

**1962-63**

3/16/63	vs. St. Francis (N.Y.)	W	71-70	New York, N.Y.
3/19/63	vs. Providence	L	106-96	New York, N.Y.

**1963-64**

3/12/64	vs. St. Joseph's (Pa.)	L	86-76	New York, N.Y.
---------	------------------------	---	-------	----------------

**1994-95**

3/15/95	at Penn State	L	62-56	University Park, Pa.
---------	---------------	---	-------	----------------------

**1996-97**

3/13/97	at Michigan	L	76-63	Ann Arbor, Mich.
---------	-------------	---	-------	------------------

**2000-01**

3/14/01	at Auburn	L	60-58	Auburn, Ala.
---------	-----------	---	-------	--------------

**2004-05**

3/15/05	at South Carolina	L	69-67	Columbia, S.C.
---------	-------------------	---	-------	----------------

**2005-06**

3/15/06	Oklahoma State	W	62-59	Coral Gables, Fla.
3/20/06	at Creighton	W	53-52	Omaha, Neb.
3/22/06	at Michigan	L	71-65	Ann Arbor, Mich.

**2008-09**

3/18/09	at Providence	W	78-66	Providence, R.I.
3/20/09	at Florida	L	74-60	Gainesville, Fla.



## NCAA TOURNAMENT

NCAA Appearances	6
Overall Record	4-6
Sweet 16 Appearances	1

1959-60	First Round
1997-98	First Round
1998-99	Second Round
1999-2000	Sweet 16
2001-02	First Round
2007-08	Second Round



## NIT

NIT Appearances	9
Overall Record	4-9

1960-61	First Round
1962-63	Second Round
1963-64	First Round
1994-95	First Round
1996-97	First Round
2000-01	First Round
2004-05	First Round
2005-06	Quarterfinals
2008-09	Second Round

## ACC TOURNAMENT HISTORY

### ACC TOURNAMENT RECORD: 5-6

#### 2004-05: MCI CENTER (WASHINGTON, D.C.)

First Round: No. 11 Virginia def. No. 6 Miami, 66-65

#### 2005-06: GREENSBORO COLISEUM (GREENSBORO, N.C.)

First Round: No. 8 Miami def. No. 9 Clemson, 66-63

Quarterfinals: No. 1 Duke def. No. 8 Miami, 80-76

#### 2006-07: ST. PETE TIMES FORUM (TAMPA, FLA.)

First Round: No. 12 Miami def. No. 5 Maryland, 67-62

Quarterfinals: No. 4 Boston College def. No. 12 Miami, 74-71 (OT)

#### 2007-08: CHARLOTTE BOBCATS ARENA (CHARLOTTE, N.C.)

First Round: No. 5 Miami def. No. 12 NC State, 63-50

Quarterfinals: No. 4 Virginia Tech def. No. 5 Miami, 63-49

#### 2008-09: GEORGIA DOME (ATLANTA, GA.)

First Round: No. 8 Virginia Tech def. No. 9 Miami, 65-47

#### 2009-10: GREENSBORO COLISEUM (GREENSBORO, N.C.)

First Round: No. 12 Miami def. No. 5 Wake Forest, 83-62

Quarterfinals: No. 12 Miami def. No. 4 Virginia Tech, 70-65

Semifinals: No. 1 Duke def. No. 12 Miami, 77-74

### ACC TOURNAMENT RECORD BY OPPONENT

OPPONENT	W	L
Boston College	0	1
Clemson	1	0
Duke	0	2
Maryland	1	0
NC State	1	0
Virginia	0	1
Virginia Tech	1	2
Wake Forest	1	0

### ACC TOURNAMENT RECORD BY SEED

SEED	W	L
No. 1	0	1
No. 4	1	0
No. 5	2	1
No. 6	0	1
No. 8	1	1
No. 9	0	1
No. 12	1	1



**REGGIE JOHNSON** shot perfect from the field versus Wake Forest to score a UM-record tying and career-high 22 points in the 2010 ACC Tournament.



**JACK MCCLINTON** grabbed a UM ACC Tournament-best five steals versus NC State in 2008.

### MIAMI ACC TOURNAMENT RECORDS

#### POINTS

Reggie Johnson vs. Wake Forest (3/11/10)	22
Guillermo Diaz vs. Clemson (3/9/06)	22

#### REBOUNDS

Anthony King vs. Virginia (3/10/05)	14
-------------------------------------	----

#### ASSISTS

Lance Hurdle vs. Virginia Tech (3/12/09)	7
--	---

#### BLOCKS

Jimmy Graham vs. Maryland (3/8/07)	5
------------------------------------	---

#### STEALS

Jack McClinton vs. NC State (3/13/08)	5
---------------------------------------	---

#### FIELD GOALS

Durand Scott vs. Duke (3/13/10)	10
---------------------------------	----

#### THREE-POINT FIELD GOALS

Jack McClinton vs. Boston College (3/9/07)	4
--	---

#### FREE THROWS MADE

Anthony King vs. Duke (3/10/06)	10
Guillermo Diaz vs. Virginia (3/10/05)	

#### FREE THROWS ATTEMPTED

Anthony King vs. Duke (3/10/06)	12
Guillermo Diaz vs. Virginia (3/10/05)	

#### FREE THROW PERCENTAGE

James Dews vs. NC State (3/13/08)	1.000 (8-8)
Malcolm Grant vs. Duke (3/13/10)	(6-6)
Reggie Johnson vs. Wake Forest (3/11/10)	(6-6)
Durand Scott vs. Virginia Tech (3/12/10)	(5-5)

## NCAA TOURNAMENT RECORD: 4-6

## NCAA TOURNAMENT RECORD BY OPPONENT


Opponent	W	L
Arkansas	1	0
UCLA	0	1
Lafayette	1	0
Missouri	0	1
Ohio State	1	0
Purdue	0	1
St. Mary's	1	0
Texas	0	1
Tulsa	0	1
Western Kentucky	0	1

## NCAA TOURNAMENT RECORD BY SEED

Seed	W	L
No. 2	1	1
No. 5	0	1
No. 6	2	1
No. 7	1	1
No. 11	0	1



**JIMMY GRAHAM** posted a UM-record tying three blocks versus Texas in the Second Round of the NCAA Tournament in 2008.

**VERNON JENNINGS**

dished out a UM NCAA  
Tournament-best eight  
assists twice in  
postseason play.

## MIAMI NCAA TOURNAMENT RECORDS

**POINTS**

Jack McClinton vs. St. Mary's (3/21/08)	38
---	----

**REBOUNDS**

Johnny Hemsley vs. UCLA (3/13/98)	11
Mario Bland vs. Purdue (3/14/99)	
Mario Bland vs. Ohio State (3/19/00)	

**ASSISTS**

Vernon Jennings vs. Lafayette (3/12/99)	8
Vernon Jennings vs. Arkansas (3/17/00)	

**BLOCKS**

John Salmons vs. Lafayette (3/12/99)	3
Jimmy Graham vs. Texas (3/23/08)	

**STEALS**

Kevin Norris vs. UCLA (3/13/98)	4
Johnny Hemsley vs. Lafayette (3/12/99)	

**FIELD GOALS**

Jack McClinton vs. St. Mary's (3/21/08)	12
---	----

**THREE-POINT FIELD GOALS**

Johnny Hemsley vs. Lafayette (3/12/99)	9
--	---

**FREE THROWS**

Jack McClinton vs. St. Mary's (3/21/08)	11
---	----

**FREE THROW ATTEMPTS**

Darius Rice vs. Missouri (3/14/02)	11
Jack McClinton vs. St. Mary's (3/21/08)	

**FREE THROW PERCENTAGE**

Jack McClinton vs. St. Mary's (3/21/08)	1.000 (11-11)
---	---------------

1960 NCAA Tournament stats unavailable

**1959-60****NCAA Tournament****Season Record: 23-4****Bruce Hale, Head Coach**

12/1	Rollins	W	110-86
12/3	Jacksonville	W	106-98
12/5	Tampa	W	98-65
12/9	at Houston	W	72-63
12/10	at Centenary	L	77-84
12/12	at Loyola (La.)	W	86-70
12/14	Murray State	W	92-80
12/19	Florida	W	79-77
12/21	at Miami (Ohio)	W	83-78
12/28	vs. Brigham Young *	W	110-93
12/29	vs. Xavier *	W	87-69
1/2	South Carolina (OT)	W	107-106
1/7	at Iona	W	69-67
1/13	at Jacksonville	W (OT)	78-70
1/14	at Florida	W	70-65
1/16	at Florida State	W	93-91
1/23	Houston	L	79-88
1/29	Oklahoma City	W	97-84
2/2	at Rollins	W	90-79
2/3	at Tampa	W	74-73
2/4	at Stetson	W	94-86
2/6	at Florida Southern	W	88-71
2/11	Stetson	L	72-73
2/18	Florida Southern	W	121-85
2/22	Kentucky Wesleyan	W	104-95
2/27	Florida State	W	107-89
3/8	vs. Western Kentucky ~	L	84-107
Season Totals			2427-2192

\* Hurricane Classic | ^ NCAA Tournament

NO.	PLAYER	POS.	YR.
11	Dave Landis	G	JR
12	Ron Godfrey	F	JR
13	Dick Hickox	G	JR
14	Dod Hammond	F	SO
15	Harry Manushaw	C	JR
20	Bruce Applegate	F	JR
22	Martin Snider	G	JR
23	Ken Allen	G	SO
24	Chris Stavreti	G	SO
25	Julie Cohen	G	SO
31	Jack Spisak	F	SO
32	Bruce Shapiro	G	SO

**1960-61****National Invitation Tournament****Season Record: 20-7****Bruce Hale, Head Coach**

12/1	at Rollins	W	80-62
12/3	Tampa	W	93-64
12/6	at Santa Clara	L	65-66
12/8	at San Francisco	W	68-56
12/10	at Brigham Young	L	80-112
12/15	Florida Southern	W	87-54
12/17	Florida	W	93-74
12/28	vs. Army *	W	82-75
12/29	vs. Holy Cross *	W	77-71
1/4	Miami (Ohio)	W (2OT)	102-100
1/7	at La Salle	L	74-88
1/11	at Florida	L	73-81
1/13	at Jacksonville	W (OT)	93-84
1/14	at Florida State	L	78-89
1/21	Houston	W	89-78
1/26	Centenary	W	86-74
1/30	Louisville	W	71-69
2/1	Rollins	W	103-75
2/3	at Stetson	W	91-84
2/4	at Florida Southern	W	92-80
2/11	Loyola (La.)	W	65-61
2/15	Stetson	W	91-84
2/18	at Tampa	W	108-99
2/20	Jacksonville	W	96-80
2/23	Morehead State	W	85-70
2/25	Florida State	W	75-73
3/16	vs. St. Louis ~	L	56-58
Season Totals:			2230-2036

\* Hurricane Classic | ^ National Invitation Tournament

NO.	PLAYER	POS.	YR.
11	Carl Stavreti	G	SO
12	Ron Godfrey	F	SR
13	Dick Hickox	G	SR
14	Lee Woods	F	SO
15	Harry Manushaw	C	SR
20	Bruce Applegate	F	SR
21	Bruce Shapiro	G	JR
23	Ken Allen	G	SO
24	Chris Stavreti	G	JR
25	Julie Cohen	G	JR
31	Jack Spisak	F	JR
33	Lou Alix	F	SO
45	Mike McCoy	C	SO

**1962-63****National Invitation Tournament****Season Record: 23-5****Bruce Hale, Head Coach**

11/30	Florida	W (OT)	91-87
12/4	at Boston College	W	72-69
12/6	at Rhode Island	W	88-80
12/8	at Providence	W	82-75
12/13	Florida Southern	W	116-93
12/21	Duke	W	71-69
12/27	vs. Cornell *	W	94-85
12/28	vs. Pittsburgh *	W	86-85
1/3	at St. John's	W	67-59
1/4	at La Salle	L	76-78
1/9	at Jacksonville	W	103-91
1/10	at Florida	W	86-77
1/12	at Florida State	L (OT)	74-77
1/19	St. Peter's	W	99-75
1/24	Houston	W	71-70
1/29	at Tampa	W	78-76
1/30	at Rollins	W	120-72
2/1	at Stetson	L	64-66
2/2	at Florida Southern	W	99-83
2/5	Jacksonville	W	112-105
2/9	Louisville	W	112-84
2/12	Rollins	W	114-75
2/16	Loyola (La.)	L	77-84
2/18	Tampa	W	112-81
2/23	Florida State	W	99-70
2/26	Stetson	W	75-60
3/16	vs. St. Francis (N.Y.) ~	W	71-70
3/19	vs. Providence ~	L	96-106
Season Totals:			2505-2212

\* Hurricane Classic | ^ National Invitation Tournament

NO.	PLAYER	POS.	YR.
11	Carl Stavreti	G	SR
12	Larry Kessler	G	SO
13	Bernie Butts	G	JR
14	Lee Woods	C	SR
15	Edward Fults	F	SO
20	Greg Meyer	C	SO
22	Charles Holiber	F	JR
23	Kenny Allen	G	SR
24	Rick Barry	F	SO
31	Jack Spisak	F	SR
32	Wayne Beckner	F	SO
45	Mike McCoy	C	SR

1963-64

National Invitation Tournament  
Season Record: 20-7  
Bruce Hale, Head Coach

12/3	Tampa	W	101-95
12/7	Florida	W	95-79
12/10	at Santa Clara	L	77-86
12/12	at St. Mary's (Calif.)	L	101-86
12/14	at Nevada	W (OT)	81-78
12/17	San Francisco	W	95-83
12/19	Rollins	W	108-90
12/27	vs. Army !	W	79-71
12/28	vs. Syracuse !	L (OT)	85-86
1/4	Rhode Island	W	105-88
1/8	Jacksonville	W	97-92
1/9	at Florida	L	91-114
1/11	at Florida State	L	78-80
1/18	Memphis State	W	78-69
1/23	La Salle	W	121-99
1/28	at Rollins	W	127-85
1/29	at Tampa	W	134-104
1/31	at Stetson	W	81-75
2/1	at Florida Southern	W	85-78
2/4	Jacksonville	W	117-92
2/10	Creighton	L	94-124
2/13	at Houston	L	83-93
2/15	at Loyola (La.)	W (OT)	97-90
2/18	Florida Southern	W	120-79
2/22	Stetson	W	87-70
2/29	Florida State	W	82-80
3/12	vs. St. Joseph's (Pa.) ^	L	76-86
Season Totals:			2575-2352

! Hurricane Classic | ^ National Invitation Tournament

NO.	PLAYER	POS.	YR.
12	Larry Kessler	G	JR
13	Bernie Butts	G	SR
15	Charles Holiber	F	SR
20	Clark Connors	F	SO
22	John Bates	F	SO
24	Rick Barry	F	JR
25	Bob Green	G	SO
31	John Dampier	G	JR
32	Wayne Beckner	F	JR
33	Don Patrican	C	SO
34	Charles Grob	C	SO
45	Stewart Marcus	F	SO

1994-95

National Invitation Tournament  
Season Record: 15-13 (9-9 BIG EAST)  
Leonard Hamilton, Head Coach

11/25	Northeastern Illinois	W	66-48
11/28	Florida Atlantic	W	76-59
11/30	Robert Morris	W	66-51
12/6	Syracuse *	L	65-83
12/10	Florida A&M	W	67-53
12/20	at Clemson	L	55-75
12/28	UNLV @	L	55-56
12/30	Fordham	W	55-43
1/2	at Seton Hall *	L	54-72
1/7	at Georgetown *	L	64-71
1/11	at St. John's *	W	82-79
1/18	at Providence *	W	81-75
1/21	Boston College *	W	69-68
1/25	Villanova *	L	62-92
1/28	at Syracuse *	L	51-76
1/31	at Connecticut *	L	57-82
2/4	Georgetown *	W	67-61
2/7	at Villanova *	L	63-73
2/11	Providence *	W	69-63
2/13	St. John's *	W	71-69
2/18	at Pittsburgh *	L	61-67
2/22	Seton Hall *	W	61-57
2/25	at Boston College *	W (OT)	77-71
2/28	Pittsburgh *	W (OT)	76-68
3/2	at Florida Atlantic	W	80-70
3/4	Connecticut *	L	67-75
3/10	vs Georgetown #	L	58-69
3/15	at Penn State ^	L	56-62
Season Totals:			1831-1888

@ Orange Bowl Basketball Classic | \* BIG EAST Game  
# BIG EAST Tournament | ^ National Invitation  
Tournament

NO.	PLAYER	POS.	YR.
0	Steve Frazier	G	SO
3	Alex Fraser	F	SO
5	Steve Rich	F	JR
10	Anthony Rosa	G	SO
11	Torey McCormick	G	SO
12	Kevin Norris	G	FR
13	Chuck Barker	G	FR
20	Mitchell Dunn	G	JR
21	Steven Edwards	G	JR
22	Jaime Waggoner	G	FR
33	Constantin Popa	C	SR
50	Brad Timpf	F	SO
52	Lorenzo Pearson	F	JR
55	Will Davis	C	SO

1996-97

National Invitation Tournament  
Season Record: 16-13 (9-9 BIG EAST)  
Leonard Hamilton, Head Coach

11/22	Buffalo	W	78-61
11/24	Florida Atlantic	W	83-74
11/29	at UNLV	L	43-55
12/3	St. John's *	L	57-61
12/7	Syracuse *	W	67-63
12/13	Hartford	W	74-58
12/18	Jacksonville	W	74-57
12/22	at Tennessee	L	65-78
12/28	vs. DePaul @	W	61-45
12/30	Lehigh	W	32-68
1/2	at Boston College *	W	65-62
1/4	at Georgetown *	W	69-67
1/8	at Pittsburgh *	L	72-76
1/11	at Villanova *	W	61-59
1/15	Providence *	W	71-69
1/18	Georgetown *	W (OT)	68-65
1/22	Connecticut *	W	69-46
2/2	at Rutgers *	L	59-60
2/5	Pittsburgh *	W	78-63
2/8	Rutgers *	W	53-50
2/10	at Seton Hall *	W	61-51
2/15	at Connecticut *	L	52-72
2/19	Boston College *	L	57-59
2/22	at St. John's *	L	73-77
2/25	at Notre Dame *	L	60-69
3/1	West Virginia *	L	54-82
3/5	vs. St. John's #	W (OT)	76-68
3/6	vs. Georgetown #	L	59-63
3/13	vs. Michigan \$	L	63-76
Season Totals:			1105-1126

@ Orange Bowl Classic | \* BIG EAST Game  
# BIG EAST Tournament | \$ National Invitation  
Tournament

NO.	PLAYER	POS.	YR.
0	Steve Frazier	G	SR
3	Alex Fraser	F	SR
10	Anthony Rosa	G	SR
11	Torey McCormick	G	SR
12	Kevin Norris	G	JR
15	Nick Donovan	C	SO
20	Mike Curcio	G	SO
22	Jaime Waggoner	G	JR
30	Vernon Jennings	G/F	FR
31	Johnny Hemsley	G/F	FR
32	Lucas Barnes	G/F	FR
33	Clifton Clark	G/F	SR
40	Tim James	F	SO
51	Mario Bland	F	FR
55	Will Davis	C	SR



## 1997-98

## NCAA Tournament

Season Record: 18-10 (11-7 BIG EAST)

Leonard Hamilton, Head Coach

11/14	at Southern Illinois	W	73-61
11/16	Florida Atlantic	W	69-47
11/21	Charlotte	W	89-72
11/24	Eastern Kentucky	W	86-64
11/29	at Jacksonville	W	74-70
12/2	Rutgers *	W	63-55
12/6	Georgetown *	W	66-56
12/12	Georgia State	W	80-64
12/22	at Memphis	W	65-57
12/27	vs. Georgia Tech @	L	61-69
12/31	at Seton Hall *	W	78-65
1/3	at Pittsburgh *	W	73-65
1/6	Connecticut *	W	76-67
1/10	at West Virginia *	L	84-98
1/13	at St. John's *	L	64-73
1/18	at Syracuse *	L	67-85
1/22	Villanova *	W	78-63
1/28	at Boston College *	W	67-57
1/31	at Villanova *	L	75-78
2/4	Providence *	W	64-54
2/10	Syracuse *	L	63-72
2/14	Notre Dame *	W	66-57
2/18	at Providence *	L	57-59
2/22	at Notre Dame *	W	65-59
2/24	Seton Hall *	L	71-76
2/28	West Virginia *	W	70-66
3/4	vs. Georgetown #	L	56-62
3/13	vs. UCLA \$	L	62-65
Season Totals:			1962-1836

@ Orange Bowl Classic | \* BIG EAST Game

# BIG EAST Tournament | \$ NCAA Tournament

NO.	PLAYER	POS.	YR.
3	Mike Byars-Dawson	G	FR
10	Kevin Norris	G	SR
11	Jeremiah Schlie	F	FR
13	Steve Frazier	G	SR
14	Todd Manuel	G	FR
15	Nick Donovan	F	JR
20	Charles Wiseman	G	SO
21	Mike Curcio	G	JR
22	Jaime Waggoner	G	SR
30	Vernon Jennings	G/F	SO
31	Johnny Hemsley	G/F	SO
32	Lucas Barnes	G/F	SO
34	Dwayne Wimbley	F	FR
40	Tim James	F	JR
44	Elton Tyler	F	FR
51	Mario Bland	F	SO

## 1998-99

## NCAA Tournament — Second Round

Season Record: 23-7 (15-3 BIG EAST)

Leonard Hamilton, Head Coach

11/13	at Florida Atlantic	W	97-73
11/23	at Charlotte	L	59-66
11/27	Northern Iowa	W	78-69
12/5	at Kentucky	L	65-74
12/8	Boston College *	W	77-64
12/11	Central Florida	W	66-56
12/18	at Georgia State	W	76-55
12/22	Memphis	W	80-64
12/27	vs. Ohio State @	W	72-64
12/30	at Georgetown *	W	64-63
1/6	St. John's *	W	84-79
1/9	Notre Dame *	L	68-71
1/13	at Rutgers *	W	74-62
1/16	at West Virginia *	W	64-55
1/20	Connecticut *	L	68-70
1/24	at Boston College *	W	75-67
1/27	Seton Hall *	W	77-71
1/30	at Pittsburgh *	L	54-60
2/3	at St. John's *	W	73-70
2/6	Georgetown *	W	71-58
2/8	at Syracuse *	W	76-63
2/13	at Providence *	W	69-65
2/16	Villanova *	W	103-82
2/20	at Connecticut *	W	73-71
2/23	Pittsburgh *	W	85-52
2/27	Rutgers *	W	68-63
3/4	vs. Georgetown #	W	65-54
3/5	vs. St. John's #	L	59-62
3/12	vs. Lafayette \$	W	75-54
3/14	vs. Purdue \$	L	63-73
Season Totals:			2178-1950

@ Orange Bowl Classic | \* BIG EAST Game

# BIG EAST Tournament | \$ NCAA Tournament

NO.	PLAYER	POS.	YR.
3	Mike Byars-Dawson	G	SO
4	Michael Simmons	G	FR
5	John Salmons	F	FR
11	Jeremiah Schlie	F	SO
13	João Paulo Coelho	G	FR
14	Todd Manuel	G	SO
15	Nick Donovan	F	SR
30	Vernon Jennings	G/F	JR
31	Johnny Hemsley	G/F	JR
34	Dwayne Wimbley	F	SO
40	Tim James	F	SR
42	Kevin Houston	G/F	JR
44	Elton Tyler	F	SO
51	Mario Bland	F	JR

## 1999-2000

## NCAA Tournament — Sweet 16

Season Record: 23-11 (13-3 BIG EAST)

BIG EAST Regular Season Co-Champions

Leonard Hamilton, Head Coach

11/19	at Central Florida	W	81-54
11/23	Monmouth	W	67-46
11/30	Bethune-Cookman	W	102-75
12/4	at Memphis	L	72-82
12/7	Charlotte	L	65-75
12/11	Hartford	W	97-61
12/18	vs. North Carolina @	L	78-68
12/20	vs. La. Lafayette ^	L	60-66
12/21	vs. Detroit Mercy ^	W	68-64
12/22	vs. Illinois State ^	L	78-87
12/27	Florida Atlantic	W	89-52
12/29	Quinnipiac	W	80-66
1/5	West Virginia *	W	66-58
1/8	Syracuse *	L	55-67
1/11	at Seton Hall *	W	71-64
1/15	at Georgetown *	L	61-65
1/17	at Villanova *	W	67-66
1/22	Boston College *	W	62-54
1/25	at Notre Dame *	W	63-49
1/29	Kentucky	L	57-60
2/1	Pittsburgh *	W	64-60
2/5	at Rutgers *	W	58-52
2/7	Georgetown *	W	77-55
2/16	Providence *	L	45-47
2/19	at Connecticut *	W	63-57
2/22	at West Virginia *	W	68-50
2/26	Notre Dame *	W	55-52
2/29	at Pittsburgh *	W	74-66
3/5	St. John's *	W	74-70
3/9	vs. Notre Dame #	W	61-58
3/10	vs. St. John's #	L	57-58
3/17	vs. Arkansas \$	W	75-71
3/19	vs. Ohio State \$	W	75-62
3/24	vs. Tulsa \$	L	71-80
Season Totals:			2346-2127

@ Orange Bowl Classic | ^ San Juan Shootout

\* BIG EAST Game | # BIG EAST Tournament

\$ NCAA Tournament

NO.	PLAYER	POS.	YR.
0	Leroy Hurd	G/F	FR
3	Michael Simmons	G	SO
11	Jerry Schlie	F	JR
13	João Paulo Coelho	G	SO
25	Elton Tyler	F	JR
30	Vernon Jennings	G/F	SR
31	Johnny Hemsley	G/F	SR
33	James Jones	F	FR
34	Dwayne Wimbley	F	JR
45	John Salmons	F	SO
51	Mario Bland	F	JR

2000-01

National Invitation Tournament  
Season Record: 16-13 (8-8 BIG EAST)  
Perry Clark, Head Coach

11/18	at Florida Atlantic	W	76-59
11/21	Columbia	W	65-41
11/25	Northeastern	W	92-86
11/28	at Charlotte	L	63-95
12/4	at North Carolina	L	45-67
12/9	Central Florida	W	83-72
12/16	vs. Nebraska @	L	64-72
12/18	Eastern Illinois	W	83-73
12/21	Memphis	W	66-57
12/27	Lehigh	W	71-52
12/29	Tennessee-Martin	W	70-54
1/3	at Pittsburgh *	L	51-62
1/7	Boston College *	L	72-73
1/10	at Virginia Tech *	L	74-85
1/13	at Boston College *	L	73-82
1/16	at Providence *	W	78-64
1/20	Connecticut *	W	77-74
1/22	at St. John's *	L (OT)	63-67
1/28	Providence *	L	70-80
2/1	Seton Hall *	W	72-66
2/6	Virginia Tech *	W	86-61
2/10	St. John's *	L (2OT)	79-85
2/13	at Syracuse *	W	68-57
2/17	at Villanova *	W	80-62
2/24	at Connecticut *	L	53-60
2/28	West Virginia *	W	73-66
3/3	Villanova *	W	65-53
3/7	vs. Pittsburgh #	L	69-78
3/14	vs. Auburn \$	L	58-60
Season Totals:			2039-1963

@ Orange Bowl Classic | \* BIG EAST Game  
# BIG EAST Championship  
\$ National Invitation Tournament

NO.	PLAYER	POS.	YR.
0	Leroy Hurd	G/F	SO
1	Michael Simmons	G	SO
3	Joe Gordon	G	JR
4	Marcus Barnes	G	FR
5	John Salmons	F	JR
10	Orlando Gonzalez	G	SR
11	Jerry Schlie	F	JR
12	Brandon Okpalobi	G	FR
14	Rodrigue Djahue	F	FR
20	Danny Marakovits	G	FR
21	Darius Rice	F	FR
32	Dwayne Wimbley	C	SR
33	James Jones	F	SO

2001-02

NCAA Tournament  
Season Record: 24-8 (10-6 BIG EAST)  
Perry Clark, Head Coach

11/18	vs. Eastern Michigan ^	W	93-56
11/19	vs. UAB ^	W	81-79
11/20	vs. Clemson ^	W	67-65
11/24	Lafayette	W	79-69
11/26	Florida Atlantic	W	74-48
11/29	Howard	W	87-71
12/3	Florida International	W	77-59
12/8	at Texas A&M	W	64-55
12/15	vs. Indiana @	W	58-53
12/18	Florida A&M	W	90-62
12/22	Charlotte	W	64-56
12/27	at Louisiana State	W	68-61
12/30	St. Francis (PA)	W	71-48
1/2	at Georgetown *	W	79-71
1/5	at Connecticut *	L	75-76
1/8	at St. John's *	L	60-71
1/12	at Virginia Tech *	W	77-68
1/15	Pittsburgh *	W (2OT)	76-69
1/19	Providence *	W (OT)	102-96
1/24	Villanova *	W	76-58
1/29	Boston College *	L	65-70
2/2	Connecticut *	W	68-66
2/5	at Villanova *	W	65-56
2/10	at Boston College *	L	63-76
2/13	St. John's *	W	79-56
2/17	at Rutgers *	L	61-64
2/23	Notre Dame *	L	77-90
2/26	at Providence *	W	81-65
3/2	Virginia Tech *	W	83-77
3/7	vs. Georgetown #	W	84-76
3/8	vs. Pittsburgh #	L	71-76
3/14	vs. Missouri \$	L	80-93
Season Totals:			2395-2156

^ Virgin Islands Paradise Jam  
@ Orange Bowl Classic | \* BIG EAST Game  
# BIG EAST Championship | \$ NCAA Tournament

NO.	PLAYER	POS.	YR.
1	Michael Simmons	G	JR
2	Kahleaf Watson	G	FR
4	Marcus Barnes	G	SO
5	John Salmons	F	SR
10	Brandon Okpalobi	G	SO
11	Jerry Schlie	F	SR
12	Rafael Berumen	F/C	JR
13	Paulo Coelho	G	JR
14	Rodrigue Djahue	F	SO
20	Danny Marakovits	G	SO
21	Darius Rice	F	SO
25	Elton Tyler	F/C	SR
33	James Jones	F	JR
34	William Frisby	F	SO

2004-05

National Invitation Tournament  
Season Record: 16-13 (7-9 ACC)  
Frank Haith, Head Coach

11/20	Wofford	W	67-64
11/23	South Carolina State	L	50-60
11/27	vs. Xavier @	L (OT)	70-83
11/29	Florida Atlantic	W	84-68
12/4	at Florida	W	72-65
12/7	at Florida International	W	80-67
12/12	Massachusetts	W	80-53
12/18	Stetson	W	81-50
12/23	Tennessee Tech	W	69-57
12/30	Appalachian State	W	80-63
1/2	Norfolk State	W	76-58
1/6	at Georgia Tech *	L	69-80
1/9	NC State *	W	67-66
1/12	at Virginia *	W	91-80
1/15	Florida State *	W	64-63
1/19	Duke *	L	83-92
1/22	at North Carolina *	L	67-87
1/26	Clemson *	W	69-65
1/29	at Wake Forest *	L	82-94
2/2	Virginia Tech *	L	63-73
2/5	Maryland *	W (OT)	75-73
2/12	at Clemson *	W	83-77
2/15	Wake Forest *	L	63-68
2/19	at Virginia Tech *	L	58-71
2/22	at Florida State *	W	65-49
2/26	Georgia Tech *	L	72-76
3/3	at Duke *	L	59-83
3/10	vs. Virginia %	L	65-66
3/15	at South Carolina ^	L	67-69
Season Totals:			2071-2020

@ Orange Bowl Classic | \* ACC game  
% ACC Tournament  
^ NIT First Round

NO.	PLAYER	POS.	YR.
2	Gary Hamilton	F/C	JR
3	Lee Butler	G	JR
4	Antoine Mayhand	G	FR
10	Brandon Okpalobi	G	SR
11	Eric Wilkins	G	JR
12	Anthony Harris	G	SO
13	Guillermo Diaz	G	SO
21	Jonathan Stratton	G	FR
22	Robert Hite	G	JR
34	William Frisby	F	SR
42	Raymond Hicks	F	FR
44	Keaton Copeland	F	JR
50	Anthony King	F/C	SO
55	Glenn Batemon	C	JR

## 2005-06

**National Invitation Tournament — Quarterfinals**  
**Season Record: 18-16 (7-9 ACC)**  
**Frank Haith, Head Coach**

11/13	vs. Texas-Arlington ^	W	76-65
11/14	vs. Air Force ^	L	53-57
11/15	vs. Wisc.-Green Bay ^	W	80-54
11/19	Morgan State	W	83-51
11/22	North Carolina A&T	W	87-62
11/27	at Temple	L	56-73
11/29	at Michigan	L	53-74
12/03	Birmingham Southern	W	82-55
12/10	Wofford	W	71-40
12/18	at NC State *	L	69-81
12/22	Florida	L	67-77
12/27	Stetson	W	65-56
12/31	vs. Louisville @	L	43-58
1/2	Sacred Heart	W	63-57
1/7	Maryland *	W	84-70
1/14	at North Carolina *	W	81-70
1/18	Clemson *	W	62-38
1/21	Boston College *	L	61-65
1/24	at Virginia *	L	51-71
1/29	at Florida State *	W (OT)	84-78
1/31	Wake Forest *	W	78-69
2/4	at Georgia Tech *	W	70-53
2/8	NC State *	L (2OT)	77-86
2/12	North Carolina *	L	70-80
2/16	at Boston College *	L	54-65
2/19	at Duke *	L	71-92
2/22	Virginia Tech *	W	70-59
3/1	at Maryland *	L	61-65
3/5	Florida State *	L	64-67
3/9	vs. Clemson #	W	66-63
3/10	vs. Duke #	L	76-80
3/15	Oklahoma State \$	W	62-59
3/20	at Creighton \$	W	53-52
3/22	at Michigan \$	L	65-71
Season Totals:			2308-2213

^ BCA Classic  
 @ Orange Bowl Classic | \* ACC Game  
 # ACC Tournament  
 \$ National Invitational Tournament

NO.	PLAYER	POS.	YR.
00	Jimmy Graham	F	FR
2	Gary Hamilton	F/C	SR
3	Lee Butler	G	SR
11	Eric Wilkins	G	SR
12	Anthony Harris	G	JR
13	Guillermo Diaz	G	JR
15	Denis Clemente	G	FR
21	Jonathan Stratton	G	SO
22	Robert Hite	G	SR
30	Adrian Thomas	F	FR
32	Brian Asbury	G	FR
42	Raymond Hicks	F	SO
44	Keaton Copeland	F	SR
50	Anthony King	F/C	JR

## 2007-08

**NCAA Tournament — Second Round**  
**Season Record: 23-11 (8-8 ACC)**  
**Frank Haith, Head Coach**

11/9	Florida Southern	W	104-61
11/15	vs. Marist ^	W	85-61
11/16	vs. VCU ^	W	69-63
11/18	vs. Providence ^	W	64-58
11/24	Morgan State	W	55-51
11/28	Alabama State	W	83-74
12/2	St. John's	W	66-47
12/8	at FIU	W	67-53
12/13	at Mississippi State	W	64-58
12/17	Stetson	W	89-53
12/20	North Florida	W	85-63
12/23	North Carolina A&T	W	95-64
12/29	vs. Winthrop @	L	70-76
1/2	Penn	W	88-62
1/12	Georgia Tech *	W	78-68
1/15	at Boston College *	L	66-76
1/19	at NC State *	L (OT)	77-79
1/23	North Carolina *	L	82-98
1/27	Clemson *	W	75-72
1/29	at Wake Forest *	L	68-70
2/2	at Duke *	L	73-88
2/6	Florida State *	L	55-62
2/8	at Virginia Tech *	W	74-71
2/17	at Georgia Tech *	W	64-63
2/20	Duke *	W	96-95
2/23	Maryland *	W	78-63
2/27	at Clemson *	L	69-79
3/1	Virginia *	W	95-93
3/5	Boston College *	W	74-61
3/8	at Florida State *	L (OT)	72-75
3/13	vs. NC State !	W	63-50
3/14	vs. Virginia Tech !	L	49-63
3/21	vs. St. Mary's \$	W	78-64
3/23	vs. Texas \$	L	72-75
Season Totals:			2542-2309

^ Puerto Rico Tip-Off | @ Orange Bowl Classic  
 \* ACC Game | ! ACC Tournament  
 \$ NCAA Tournament

NO.	PLAYER	POS.	YR.
00	Jimmy Graham	F	JR
1	Lance Hurdle	G	JR
5	Eddie Rios	G	FR
10	Landon Glover	G	SR
21	Dwayne Collins	F	SO
22	Fabio Nass	F	SR
23	James Dews	G	SO
25	Jonathan Stratton	G	SR
30	Adrian Thomas	F	SO-R
32	Brian Asbury	F	JR
33	Jack McClinton	G	JR
42	Raymond Hicks	F	SR
50	Anthony King	C	SR-R

## 2008-09

**National Invitation Tournament — Second Round**  
**Season Record: 19-13 (7-9 ACC)**  
**Frank Haith, Head Coach**

11/15	Florida Southern	W	96-60
11/21	vs. Southern Miss ^	W	70-60
11/23	vs. UConn ^	L	63-76
11/24	vs. San Diego ^	W	80-45
11/29	Stetson	W	79-65
12/2	Ohio State @	L	68-73
12/6	at Kentucky	W	73-67
12/12	FIU	W	76-50
12/14	Robert Morris	W	70-62
12/21	Clemson *	L	72-91
12/27	at St. John's	W	70-56
12/31	North Florida	W	94-41
1/3	North Carolina Central	W	76-42
1/5	Florida Atlantic	W	85-69
1/10	at Boston College *	W	77-71
1/14	Maryland *	W	62-60
1/17	at North Carolina *	L	65-82
1/21	Florida State *	W	75-69
1/25	Virginia Tech *	L (OT)	83-88
1/27	at NC State *	L (OT)	81-84
1/31	at Maryland *	L	68-73
2/4	Wake Forest *	W	79-52
2/7	at Duke *	L (OT)	75-78
2/15	North Carolina *	L	65-69
2/18	at Florida State *	L	67-80
2/21	Boston College *	W	69-58
2/26	at Virginia *	W	62-55
3/4	at Georgia Tech *	L	68-78
3/7	NC State *	W	72-64
3/12	vs. Virginia Tech !	L	47-65
3/18	at Providence \$	W	78-66
3/20	at Florida \$	L	60-74
Season Totals:			2325-2123

^ Paradise Jam | @ ACC/Big Ten Challenge  
 \* ACC Game | ! ACC Tournament  
 \$ National Invitation Tournament

NO.	PLAYER	POS.	YR.
00	Jimmy Graham	F	SR
1	Lance Hurdle	G	SR
5	Eddie Rios	G	SO
20	Cyrus McGowan	F	JR
21	Dwayne Collins	F	JR
23	James Dews	G	JR
25	Ryan Quiglar	G	FR
30	Adrian Thomas	F	JR-R
31	DeQuan Jones	G/F	FR
32	Brian Asbury	F	SR
33	Jack McClinton	G	SR
45	Julian Gamble	C	FR

**FOUR POSTSEASON APPEARANCES IN THE LAST SIX YEARS...** Seven postseason appearances since 2000... These Hurricanes want to **PLAY ON.**

While the majority of teams across America pack it in come March, the University of Miami men's basketball program is making it a habit to keep on playing.

Life isn't all just fun and games... or is it?

Actually these Hurricanes players and coaches work diligently to keep this habit alive, and their hard work has paid off as they have won at least one game in their last three-straight postseason appearances.

It was Hurricane season for sure in 2007-08 when Miami showed resolve and determination as they worked steadily towards a postseason berth. A strong 12-0 start to the season, followed by the program's highest-ever finish in the ACC resulted in the Hurricanes' invitation to the Big Dance.

Miami blew into Alltel Arena in North Little Rock, Ark., as Jack McClinton's 38-point first-round performance made everyone take notice. Trailing 32-27 at halftime, McClinton took the game into his own hands and in the second half the score was McClinton 32, St. Mary's 32. His effort was not only the best post-season performance in Miami history, but also the second-highest scoring output by an individual in the entire 2007-08 tournament. That performance pushed these seventh-seeded Hurricanes to a 78-64 win over 10th-seeded St. Mary's (Calif.) and into the NCAA's second round for the third time in Miami history.

In second-round action versus second-seeded Texas, Miami put together a furious second-half rally, nearly knocking off the Longhorns. But despite a dozen second-half McClinton points and a pair of thrilling three-pointers by Raymond Hicks in the final 11 seconds, the Hurricanes saw their exciting postseason run come to a close with a 75-72 loss.



**NCAA® FIRST AND SECOND ROUND**  
UNIVERSITY OF ARKANSAS AT LITTLE ROCK


## YEAR-BY-YEAR COACHING RECORDS

YEAR	W	L	PCT	POINTS SCORED		HEAD COACH
				MIAMI	OPP.	
1926-27 *	7	1	.875	348	170	Art Webb
1927-28	8	4	.667	406	310	Art Webb
1928-29	13	6	.684	670	419	Tom McCann
1929-30	No team					
1930-31	3	7	.300	252	331	Art Webb
1931-32 #	17	1	.944	816	456	Tom McCann
1932-38	No team					
1938-39	4	6	.400	372	422	Hart Morris
1939-40	8	12	.400	716	824	Hart Morris
1940-41	10	6	.625	707	654	Hart Morris
1941-42	9	7	.563	628	570	Hart Morris
1942-45	Results Unavailable					
1945-46	8	5	.615	560	568	W.H. Steers
1946-47	20	7	.769	1,400	1,192	Hart Morris
1947-48	11	7	.611	997	902	Hart Morris
1948-49	19	8	.704	1,633	1,515	Hart Morris
1949-50	14	9	.609	1,446	1,393	Hart Morris
1950-51	10	12	.455	1,487	1,520	Hart Morris
1951-52	14	8	.636	1,687	1,438	Hart Morris
1952-53	9	12	.429	1,503	1,502	Dave Wike
1953-54	5	10	.333	1,015	1,161	Dave Wike
1954-55	9	11	.450	1,555	1,544	Bruce Hale
1955-56	14	12	.539	2,170	2,115	Bruce Hale
1956-57	13	13	.500	2,029	2,167	Bruce Hale
1957-58	14	8	.636	1,741	1,641	Bruce Hale
1958-59	18	7	.720	2,190	2,029	Bruce Hale
1959-60	23	4	.852	2,427	2,192	Bruce Hale
1960-61	20	7	.741	2,230	2,036	Bruce Hale
1961-62	14	12	.539	2,069	2,045	Bruce Hale
1962-63	23	5	.821	2,509	2,201	Bruce Hale
1963-64	20	7	.741	2,575	2,352	Bruce Hale
1964-65	22	4	.846	2,558	2,190	Bruce Hale
1965-66	15	11	.577	2,271	2,208	Bruce Hale
1966-67	15	11	.577	2,126	2,091	Bruce Hale
1967-68	17	11	.607	2,368	2,419	Ron Godfrey
1968-69	14	10	.583	1,985	2,048	Ron Godfrey
1969-70	9	17	.346	2,293	2,521	Ron Godfrey
1970-71	7	19	.269	2,143	2,373	Ron Godfrey
1971-85	No team					
1985-86	14	14	.500	2,006	2,131	Bill Foster
1986-87	15	16	.491	2,332	2,335	Bill Foster
1987-88	17	14	.548	2,453	2,400	Bill Foster
1988-89	19	12	.613	2,809	2,778	Bill Foster
1989-90	13	15	.464	2,014	2,132	Bill Foster
1990-91	9	19	.321	2,027	2,078	Leonard Hamilton
1991-92	8	24	.250	1,941	2,160	Leonard Hamilton
1992-93	10	17	.370	1,929	2,004	Leonard Hamilton
1993-94	7	20	.259	1,690	1,909	Leonard Hamilton
1994-95	15	13	.536	1,831	1,888	Leonard Hamilton
1995-96	15	13	.536	1,883	1,873	Leonard Hamilton
1996-97	16	13	.552	1,887	1,821	Leonard Hamilton
1997-98	18	10	.642	1,962	1,836	Leonard Hamilton
1998-99	23	7	.767	2,178	1,950	Leonard Hamilton
1999-00	23	11	.676	2,346	2,127	Leonard Hamilton
2000-01	16	13	.552	2,039	1,963	Perry Clark
2001-02	24	8	.750	2,395	2,156	Perry Clark
2002-03	11	17	.393	1,956	1,924	Perry Clark
2003-04	14	16	.467	2,148	2,067	Perry Clark
2004-05	16	13	.551	2,071	2,020	Frank Haith
2005-06	18	16	.529	2,308	2,213	Frank Haith
2006-07	12	20	.375	2,279	2,332	Frank Haith
2007-08	23	11	.676	2,542	2,309	Frank Haith
2008-09	19	13	.594	2,325	2,123	Frank Haith
2009-10	20	13	.606	2,390	2,136	Frank Haith
<b>TOTALS</b>	<b>851</b>	<b>655</b>	<b>.565</b>	<b>109,971</b>	<b>104,184</b>	

\* First year UM played all freshmen opponents | # Played no senior colleges



**BRUCE HALE's** 220 victories are the most by a UM head coach.



**BILL FOSTER** guided Miami back onto the hardwood after a 14-year hiatus.

## YEAR-BY-YEAR COACH, SEASONS

COACH, SEASONS	YEARS	WON	LOST	PCT.
Art Webb, 3 seasons	1926-28, 1930-31	18	12	.600
Tom McCann, 2 seasons	1928-29, 1931-32	30	7	.811
Hart Morris, 10 seasons	1938-42, 1946-52	119	82	.592
W.H. Steers, 1 season	1945-46	8	5	.615
Dave Wike, 2 seasons	1952-54	14	22	.389
Bruce Hale, 13 seasons	1954-67	220	112	.663
Ron Godfrey, 4 seasons	1967-71	47	57	.452
Bill Foster, 5 seasons	1985-90	78	71	.523
Leonard Hamilton, 10 seasons	1990-00	144	147	.495
Perry Clark, 4 seasons	2000-04	65	54	.546
Frank Haith, 6 seasons	2004-Present	108	86	.557
<b>TOTALS, 60 SEASONS</b>	<b>1926-2009</b>	<b>851</b>	<b>655</b>	<b>.565</b>



In six seasons at the helm, **FRANK HAITH** has more postseason wins than any other men's basketball coach in Miami history and is tied for second place with Bruce Hale in guiding the Hurricanes to four postseason appearances.



## 1000 Points Club

## 1. RICK BARRY (1962-65)

2,298

Year	GP	FG-FGA	Pct	3FG-FGA	Pct	FT-FTA	Pct	Pts-Avg
62-63	24	162-341	.475	—	—	131-158	.829	455-19.0
63-64	27	314-572	.549	—	—	242-287	.843	870-32.1
64-65	26	340-651	.522	—	—	292-341	.859	973-37.4
TOTAL	77	816-1564	.522	—	—	665-786	.846	2298-29.8



## 2. ERIC BROWN (1985-89)

2,270

Year	GP	FG-FGA	Pct	3FG-FGA	Pct	FT-FTA	Pct	Pts-Avg
85-86	28	174-346	.503	—	—	112-156	.718	460-16.4
86-87	31	183-388	.472	14-38	.368	114-145	.786	494-15.9
87-88	30	193-333	.580	4-13	.308	161-229	.703	551-18.4
88-89	31	255-437	.584	9-32	.281	246-310	.794	765-24.7
TOTAL	120	805-1504	.535	27-83	.325	633-840	.754	2270-18.9



## 3. DON CURNUTT (1967-70)

2,006

Year	GP	FG-FGA	Pct	3FG-FGA	Pct	FT-FTA	Pct	Pts-Avg
67-68	28	268-559	.480	—	—	99-120	.825	635-22.7
68-69	24	262-613	.428	—	—	138-170	.812	662-27.6
69-70	25	283-644	.439	—	—	143-166	.861	709-28.4
TOTAL	77	813-1816	.448	—	—	380-456	.833	2006-26.1



## 4. DARIUS RICE (2000-04)

1,865


Year	GP	FG-FGA	Pct	3FG-FGA	Pct	FT-FTA	Pct	Pts-Avg
00-01	29	140-352	.398	62-183	.339	67-93	.720	409-14.1
01-02	32	155-405	.383	76-208	.365	92-115	.800	478-14.9
02-03	27	170-399	.426	67-184	.364	99-129	.767	506-18.7
03-04	28	166-408	.407	55-180	.306	85-106	.802	472-16.9
TOTAL	116	631-1564	.403	260-755	.344	343-443	.774	1865-16.1



## 5. Robert Hite (2002-06)

1,717


Year	GP	FG-FGA	Pct	3FG-FGA	Pct	FT-FTA	Pct	Pts-Avg
02-03	28	74-187	.396	20-62	.323	35-41	.854	203-7.3
03-04	30	168-344	.488	51-135	.378	68-79	.861	455-15.2
04-05	29	179-429	.417	72-189	.381	71-82	.866	501-17.3
05-06	34	201-446	.451	85-207	.411	71-87	.816	558-16.4
TOTAL	121	622-1406	.442	228-593	.384	245-289	.848	1717-14.2



## 6. TIM JAMES (1995-99)

1,713

Year	GP	FG-FGA	Pct	3FG-FGA	Pct	FT-FTA	Pct	Pts-Avg
95-96	28	117-221	.529	2-6	.333	46-85	.541	282-10.1
96-97	29	165-380	.434	2-8	.250	73-120	.608	405-14.0
97-98	28	184-379	.485	4-17	.235	97-144	.674	469-16.8
98-99	30	215-451	.477	12-41	.293	115-165	.697	557-18.6
TOTAL	115	681-1431	.476	20-72	.278	331-514	.644	1713-14.9



## 7. JACK MCCLINTON (2006-09)

1,702


Year	GP	FG-FGA	Pct	3FG-FGA	Pct	FT-FTA	Pct	Pts-Avg
06-07	31	163-403	.404	91-207	.440	102-114	.895	519-16.7
07-08	32	179-418	.428	94-220	.427	114-124	.919	566-17.7
08-09	32	200-445	.449	101-223	.453	116-131	.885	617-19.3
TOTAL	95	542-1266	.428	286-650	.440	332-369	.900	1702-17.9



## 8. DENNIS BURNS (1985-89)

1,594

Year	GP	FG-FGA	Pct	3FG-FGA	Pct	FT-FTA	Pct	Pts-Avg
85-86	28	172-361	.476	—	—	35-60	.583	379-13.5
86-87	29	103-236	.436	1-10	.100	36-61	.590	243-8.4
87-88	31	203-400	.508	5-29	.172	67-106	.632	478-15.4
88-89	31	212-412	.515	3-5	.600	67-104	.644	494-15.9
TOTAL	119	690-1409	.490	9-44	.205	205-331	.619	1594-13.4



## 9. DICK HICKOX (1958-61)

1,529


Year	GP	FG-FGA	Pct	3FG-FGA	Pct	FT-FTA	Pct	Pts-Avg
58-59	25	161-378	.426	—	—	131-162	.809	453-18.1
59-60	27	219-460	.476	—	—	158-198	.798	596-22.1
60-61	27	180-437	.412	—	—	120-152	.788	480-17.8
TOTAL	79	560-1275	.439	—	—	409-512	.799	1529-19.4



## 10. JOHNNY HEMSLEY (1996-00)

1,497


Year	GP	FG-FGA	Pct	3FG-FGA	Pct	FT-FTA	Pct	Pts-Avg
96-97	24	30-87	.345	4-16	.250	19-24	.792	83-3.5
97-98	24	123-300	.410	26-96	.271	66-84	.786	338-14.1
98-99	30	183-408	.449	70-175	.400	98-125	.784	534-17.8
99-00	30	194-488	.398	64-200	.320	90-106	.849	542-18.1
TOTAL	108	530-1283	.413	164-487	.337	273-339	.805	1497-13.9



## 11. GUILLERMO DIAZ (2003-06)

1,477


Year	GP	FG-FGA	Pct	3FG-FGA	Pct	FT-FTA	Pct	Pts-Avg
03-04	30	132-268	.493	35-76	.461	54-77	.701	353-11.8
04-05	29	190-417	.456	61-168	.363	97-137	.708	538-18.6
05-06	34	194-467	.415	78-214	.364	120-152	.789	586-17.2
TOTAL	93	516-1152	.448	174-458	.380	271-366	.740	1477-15.9



## 12. STEVEN EDWARDS (1992-96)

1,393

Year	GP	FG-FGA	Pct	3FG-FGA	Pct	FT-FTA	Pct	Pts-Avg
92-93	27	127-304	.418	79-207	.382	97-140	.693	430-15.9
93-94	27	76-213	.357	57-164	.348	34-56	.607	243-9.0
94-95	28	102-285	.358	64-195	.328	91-118	.771	359-12.8
95-96	28	114-295	.386	65-200	.325	68-101	.673	361-12.9
TOTAL	110	419-1097	.382	265-766	.346	290-415	.699	1393-12.7



## 13. RON GODFREY (1958-61)

1,384

Year	GP	FG-FGA	Pct	3FG-FGA	Pct	FT-FTA	Pct	Pts-Avg
58-59	25	149-329	.453	—	—	106-143	.741	404-16.2
59-60	27	176-389	.452	—	—	159-207	.768	511-18.9
60-61	27	193-401	.481	—	—	83-119	.698	469-17.4
TOTAL	79	518-1119	.463	—	—	348-469	.742	1384-17.5



## 14. JAMES JONES (1999-03)

1,356

Year	GP	FG-FGA	Pct	3FG-FGA	Pct	FT-FTA	Pct	Pts-Avg
99-00	33	52-122	.426	10-32	.313	15-18	.833	129-3.9
00-01	29	122-285	.428	41-87	.471	60-74	.811	345-11.9
01-02	32	133-332	.401	33-105	.314	111-132	.841	410-16.9
02-03	28	157-351	.447	40-100	.400	118-142	.831	472-16.9
TOTAL	122	464-1090	.426	124-324	.383	304-366	.831	1356-11.1



## 15. MIKE WITTMAN (1964-67)

1,319

Year	GP	FG-FGA	Pct	3FG-FGA	Pct	FT-FTA	Pct	Pts-Avg
64-65	24	65-141	.461	—	—	37-61	.726	167-7.0
65-66	26	208-446	.466	—	—	151-206	.733	567-21.8
66-67	26	219-453	.483	—	—	147-184	.799	585-22.3
TOTAL	76	492-1040	.473	—	—	335-451	.743	1319-17.4



**JACK MCCLINTON** was just the fourth Hurricane to eclipse the 1,000-point mark in his first two seasons, and with 617 points as a senior, he moved up 17 positions to close his Hurricane career as the seventh all-time leading scorer in Miami men's basketball history.

## 16. JOE WYLIE (1988-91)

1,297

Year	GP	FG-FGA	Pct	3FG-FGA	Pct	FT-FTA	Pct	Pts-Avg
88-89	25	105-202	.520	3-6	.500	55-104	.529	268-10.7
89-90	28	210-430	.488	3-11	.273	91-153	.595	514-18.4
90-91	28	186-400	.465	0-4	.000	143-194	.737	515-18.4
TOTAL	81	501-1032	.485	6-21	.286	289-451	.641	1297-16.0



## 17. WILLIE ALLEN (1968-71)

1,293

Year	GP	FG-FGA	Pct	3FG-FGA	Pct	FT-FTA	Pct	Pts-Avg
68-69	24	134-300	.447	—	—	84-138	.609	352-14.7
69-70	26	164-356	.461	—	—	116-188	.617	444-17.1
70-71	25	184-404	.455	—	—	129-227	.568	497-19.9
TOTAL	75	482-1060	.455	—	—	329-553	.595	1293-17.2



## 18. JOHN SALMONS (1998-2002)

1,287

Year	GP	FG-FGA	Pct	3FG-FGA	Pct	FT-FTA	Pct	Pts-Avg
98-99	29	61-127	.480	10-41	.244	29-40	.725	161-5.6
99-00	34	109-240	.454	29-85	.341	73-92	.793	320-9.4
00-01	29	137-289	.474	25-71	.352	88-111	.793	387-13.3
01-02	32	137-297	.461	22-71	.310	123-146	.842	419-13.1
TOTAL	124	444-953	.466	86-268	.321	313-389	.805	1287-10.4



## 19. DWAYNE COLLINS (2006-10)

1,245

Year	GP	FG-FGA	Pct	3FG-FGA	Pct	FT-FTA	Pct	Pts-Avg
06-07	32	106-197	.538	0-0	.000	62-107	.579	274-8.6
07-08	34	120-218	.550	0-0	.000	54-108	.500	294-8.6
08-09	31	109-193	.565	0-0	.000	112-192	.583	330-10.6
09-10	29	128-212	.604	0-0	.000	91-160	.569	347-12.0
TOTAL	126	463-820	.565	0-0	.000	319-567	.563	1245-9.9



## 20. MIKE MCCOY (1960-63)

1,231

Year	GP	FG-FGA	Pct	3FG-FGA	Pct	FT-FTA	Pct	Pts-Avg
60-61	27	88-197	.446	—	—	33-61	.541	209-7.7
61-62	26	199-485	.410	—	—	70-122	.574	468-18.0
62-63	28	237-530	.447	—	—	80-132	.606	554-19.8
TOTAL	81	524-1212	.432	—	—	183-315	.581	1231-15.2



## 21. MARIO BLAND (1996-2000)

1,199

Year	GP	FG-FGA	Pct	3FG-FGA	Pct	FT-FTA	Pct	Pts-Avg
96-97	29	48-100	.480	0-0	.000	22-37	.595	118-4.1
97-98	27	122-200	.610	0-2	.000	70-117	.598	314-11.6
98-99	30	125-212	.590	6-11	.545	81-124	.653	337-11.2
99-00	34	155-328	.473	4-24	.167	116-159	.730	430-12.6
TOTAL	120	450-840	.536	10-37	.270	289-437	.661	1199-10.0



## 22. GENE STAGE (1955-58)

1,192

Year	GP	FG-FGA	Pct	3FG-FGA	Pct	FT-FTA	Pct	Pts-Avg
55-56	26	155-353	.439	—	—	68-100	.680	378-14.5
56-57	26	158-375	.421	—	—	145-186	.779	461-17.7
57-58	22	137-303	.452	—	—	79-103	.767	353-16.1
TOTAL	74	450-1031	.436	—	—	292-389	.751	1192-16.1



## 23. RUSTY PARKER (1965-68)

1,190


Year	GP	FG-FGA	Pct	3FG-FGA	Pct	FT-FTA	Pct	Pts-Avg
65-66	26	140-254	.551	—	—	63-97	.650	343-13.2
66-67	26	118-255	.463	—	—	53-75	.726	289-12.6
67-68	28	214-406	.527	—	—	130-162	.802	558-19.9
TOTAL	80	472-915	.516	—	—	246-334	.737	1190-14.9



## 24. KEVIN PRESTO (1985-89)

1,156

Year	GP	FG-FGA	Pct	3FG-FGA	Pct	FT-FTA	Pct	Pts-Avg
85-86	28	117-253	.462	—	—	57-70	.814	291-10.4
86-87	31	96-239	.402	69-170	.406	70-78	.897	331-10.7
87-88	31	81-200	.405	47-125	.376	56-60	.933	265-8.5
88-89	31	82-219	.374	54-158	.342	51-61	.836	269-8.7
TOTAL	121	376-911	.413	170-453	.375	234-269	.870	1156-9.6



## 25. CONSTANTIN POPA (1991-95)

1,132


Year	GP	FG-FGA	Pct	3FG-FGA	Pct	FT-FTA	Pct	Pts-Avg
91-92	32	81-187	.433	0-1	.000	54-100	.540	216-6.8
92-93	27	145-275	.527	0-0	.000	66-111	.595	356-13.2
93-94	27	100-216	.463	0-0	.000	47-67	.701	247-9.1
94-95	27	126-239	.527	0-0	.000	61-84	.726	313-11.6
TOTAL	113	452-917	.493	0-1	.000	228-362	.630	1132-10.0



## 26. JAMES DEWS (2006-10)

1,090

Year	GP	FG-FGA	Pct	3FG-FGA	Pct	FT-FTA	Pct	Pts-Avg
06-07	31	37-108	.343	16-58	.276	7-12	.583	97-3.1
07-08	34	121-283	.428	58-156	.372	49-54	.907	349-10.3
08-09	32	94-239	.393	44-132	.333	31-41	.756	263-8.2
09-10	33	147-328	.448	52-143	.364	35-47	.745	381-11.5
TOTAL	130	399-958	.417	170-489	.348	122-154	.792	1090-8.4



**WILLIE ALLEN** received a \$500,000 "genius" grant from the MacArthur Foundation in 2008 for his work with his non-profit group, Growing Power, which is transforming the cultivation, production and delivery of healthy food to underserved, urban populations.

## 27. WHITEY CAMPBELL (1946-50)

1,076

Year	GP	FG-FGA	Pct	3FG-FGA	Pct	FT-FTA	Pct	Pts-Avg
46-50	—	417	—	—	—	134	—	1076



## 28. JULIE COHEN (1959-62)

1,042

Year	GP	FG-FGA	Pct	3FG-FGA	Pct	FT-FTA	Pct	Pts-Avg
59-60	27	120-300	.400	—	—	99-152	.651	339-12.6
60-61	27	132-275	.480	—	—	62-95	.653	326-12.1
61-62	26	136-329	.414	—	—	105-143	.734	377-14.5
TOTAL	80	388-904	.429	—	—	266-390	.682	1042-13.0



## 28. DICK MIANI (1952-56)

1,042


Year	GP	FG-FGA	Pct	3FG-FGA	Pct	FT-FTA	Pct	Pts-Avg
52-56	—	392	—	—	—	258	—	1042



## 30. JEROME SCOTT (1988-92)

1,038

Year	GP	FG-FGA	Pct	3FG-FGA	Pct	FT-FTA	Pct	Pts-Avg
88-89	17	19-53	.358	6-18	.333	11-21	.524	55-3.2
89-90	27	89-207	.430	19-62	.306	43-65	.662	240-8.9
90-91	28	129-305	.423	33-86	.384	81-114	.711	372-13.3
91-92	32	122-308	.396	27-80	.338	100-142	.704	371-11.6
TOTAL	104	359-873	.411	85-246	.346	235-342	.687	1038-10.0




## 31. RICK JONES (1964-67)

1,029


Year	GP	FG-FGA	Pct	3FG-FGA	Pct	FT-FTA	Pct	Pts-Avg
64-65	26	100-257	.389	—	—	56-70	.800	256-9.9
65-66	26	160-381	.420	—	—	134-153	.876	454-17.5
66-67	26	114-293	.388	—	—	91-114	.798	319-12.3
TOTAL	78	374-931	.402	—	—	281-337	.834	1029-13.2



**DICK HICKOX, 1960**

AP Second Team, UPI Second Team

YEAR	GP	FG-FGA	FG%	FT-FTA	FT%	REB	RPG	PTS	PPG
1958-59	25	161-378	.426	131-162	.809	98	3.9	453	18.1
1959-60	27	219-460	.476	158-198	.798	100	3.7	596	22.1
1960-61	27	180-437	.412	120-152	.788	138	5.1	480	17.8
<b>TOTALS</b>	<b>79</b>	<b>560-1275</b>	<b>.439</b>	<b>409-512</b>	<b>.799</b>	<b>336</b>	<b>4.3</b>	<b>1529</b>	<b>19.4</b>

**RICK BARRY, 1965**


Consensus First Team

YEAR	GP	FG-FGA	FG%	FT-FTA	FT%	REB	RPG	PTS	PPG
1962-63	24	162-341	.475	131-158	.829	351	14.6	455	19.0
1963-64	27	314-572	.549	242-287	.843	448	16.6	870	32.1
1964-65	26	340-651	.522	292-341	.859	475	18.3	973	37.4
<b>TOTALS</b>	<b>77</b>	<b>816-1564</b>	<b>.522</b>	<b>665-786</b>	<b>.846</b>	<b>1274</b>	<b>16.5</b>	<b>2298</b>	<b>29.8</b>

**DON CURNUTT, 1970**

AP Second Team, UPI Second Team

YEAR	GP	FG-FGA	FG%	FT-FTA	FT%	REB	RPG	PTS	PPG
1967-68	28	268-559	.480	99-120	.825	64	2.3	635	22.7
1968-69	24	262-613	.428	138-170	.812	72	3.0	662	27.6
1969-70	25	283-644	.439	143-166	.861	54	2.2	709	28.4
<b>TOTALS</b>	<b>77</b>	<b>813-1816</b>	<b>.448</b>	<b>380-456</b>	<b>.833</b>	<b>190</b>	<b>2.5</b>	<b>2006</b>	<b>26.1</b>

**TIM JAMES, 1999**


AP Third Team, NABC Third Team

YEAR	GP	FG-FGA	FG%	3FG-3FGA	3FG%	FT-FTA	FT%	REB	RPG	PTS	PPG
1995-96	28	117-221	.529	2-6	.333	46-85	.541	151	5.4	282	10.1
1996-97	29	165-380	.434	2-8	.250	73-120	.608	196	6.8	405	14.0
1997-98	28	184-379	.485	4-17	.235	97-144	.674	263	9.4	469	16.8
1998-99	30	215-451	.477	12-41	.293	115-165	.697	246	8.2	557	18.6
<b>TOTALS</b>	<b>115</b>	<b>681-1431</b>	<b>.476</b>	<b>20-72</b>	<b>.278</b>	<b>331-514</b>	<b>.644</b>	<b>856</b>	<b>7.4</b>	<b>1713</b>	<b>14.9</b>


## UM PLAYERS SELECTED IN THE NBA DRAFT

PLAYER	TEAM	YEAR	RD-OVERALL PICK
Dick Miani	New York Knickerbockers	1956	Knicks' 10th selection
Mike McCoy	Detroit Pistons	1963	3rd Round-21st overall
Rick Barry	San Francisco Warriors	1965	1st Round-2nd overall
Mike Wittman	St. Louis Hawks	1967	5th Round-49th overall
Rusty Parker	Atlanta Hawks	1968	5th Round-61st overall
Bill Soens	Philadelphia 76ers	1968	11th Round-145th overall
Don Curnutt	New York Knickerbockers	1970	10th Round-170th overall
Wayne Canady	Portland Trail Blazers	1970	15th Round-218th overall
Willie Allen	Baltimore Bullets	1971	4th Round-60th overall
Tito Horford	Milwaukee Bucks	1988	2nd Round-39th overall
Joe Wylie	Los Angeles Clippers	1991	2nd Round-38th overall
Constantin Popa	Los Angeles Clippers	1995	2nd Round-53rd overall
Tim James	Miami Heat	1999	1st Round-25th overall
John Salmons	San Antonio Spurs	2002	1st Round-26th overall
James Jones	Indiana Pacers	2003	2nd Round-49th overall
Guillermo Diaz	Los Angeles Clippers	2006	2nd Round-52nd overall
Jack McClinton	San Antonio Spurs	2009	2nd Round-51st overall
Dwayne Collins	Phoenix Suns	2010	2nd Round-60th overall

**MIAMI IS AMONG JUST 14 PROGRAMS IN THE NATION TO HAVE A PLAYER SELECTED IN EACH OF THE LAST TWO NBA DRAFTS.**



**JOHN SALMONS** averaged 18.1 points, 4.4 rebounds and 2.3 assists per game for the Chicago Bulls during the 2009 NBA Playoffs, including a 35-point outing versus the Celtics.



In 1999, **TIM JAMES** was selected in the first round of the NBA Draft by the Miami Heat.

## UM PLAYERS SELECTED IN THE ABA DRAFT

PLAYER	TEAM	YEAR	ROUND
Mike Wittman	Anaheim Amigos	1967	12th Round
Bill Soens	New York Nets	1968	10th Round
Rusty Parker	Oakland Oaks	1968	8th Round
Don Curnutt	Indiana Pacers	1970	7th Round
Willie Allen	Miami Floridians	1971	12th Round



**JACK MCCLINTON** was selected in the second round of the 2009 NBA Draft by the San Antonio Spurs, becoming the 17th Hurricane to be drafted by an NBA team.



**JACK MCCLINTON**, a two-time First Team All-ACC selection, was also a three-time ACC All-Academic Team honoree.

#### FIRST TEAM ALL-ACC

Jack McClinton	2007-08
Jack McClinton	2008-09

#### SECOND TEAM ALL-ACC

Guillermo Diaz	2004-05
Guillermo Diaz	2005-06

#### THIRD TEAM ALL-ACC

Robert Hite	2005-06
Jack McClinton	2006-07

#### HONORABLE MENTION ALL-ACC

Robert Hite	2004-05
-------------	---------

#### ACC ALL-ROOKIE TEAM

Durand Scott	2009-10
--------------	---------

#### ACC ALL-DEFENSIVE TEAM

Anthony King	2004-05
--------------	---------

#### ACC ALL-ACADEMIC TEAM

Brian Asbury	2005-06
Jimmy Graham	2005-06
Adrian Thomas	2005-06
Jimmy Graham	2006-07
Jack McClinton	2006-07
Jack McClinton	2007-08
Jack McClinton	2008-09
Antoine Allen	2009-10

#### ACC PLAYER OF THE WEEK

Robert Hite	Dec. 13, 2004
Guillermo Diaz	Jan. 10, 2005
Jack McClinton	Dec. 4, 2006
Jack McClinton	Dec. 17, 2007
Jack McClinton	Feb. 9, 2009

#### ACC ROOKIE OF THE WEEK

Dwayne Collins	Jan. 22, 2007
Durand Scott	Nov. 16, 2009
Durand Scott	Dec. 28, 2009
Durand Scott	Jan. 11, 2010
Durand Scott	Mar. 8, 2010

#### PRESEASON ALL-ACC TEAM

Jack McClinton	2008-09
----------------	---------

#### FIRST TEAM ALL-BIG EAST

Tim James	1997-98
Tim James	1998-99
Johnny Hemsley	1998-99

#### SECOND TEAM ALL-BIG EAST

Tim James	1996-97
Johnny Hemsley	1999-00
Darius Rice	2001-02
John Salmons	2001-02
Darius Rice	2003-04

#### THIRD TEAM ALL-BIG EAST

Constantin Popa	1992-93
Constantin Popa	1994-95
Mario Bland	1999-00
John Salmons	2000-01
James Jones	2001-02
Darius Rice	2002-03

#### HONORABLE MENTION ALL-BIG EAST

James Jones	2002-03
-------------	---------

#### BIG EAST ALL-ROOKIE TEAM


Steven Edwards	1992-93
Kevin Norris	1994-95
Tim James	1995-96
Darius Rice	2000-01
Guillermo Diaz	2003-04



#### DURAND SCOTT

is the first Hurricane to earn ACC All-Rookie honors after being selected ACC Rookie of the Week a program-high four times in 2009-10.





**TIM JAMES**, a two-time First Team All-BIG EAST selection, was named BIG EAST Player of the Year in 1998-99.



**JOHNNY HEMSLEY** was named to the First Team All-BIG EAST and was selected as the league's Most Improved Player in 1998-99.

## BIG EAST PLAYER OF THE YEAR

Tim James	1998-99
-----------	---------

## BIG EAST COACH OF THE YEAR

Leonard Hamilton	1994-95
Leonard Hamilton	1998-99

## BIG EAST MOST IMPROVED PLAYER

Johnny Hemsley	1998-99
----------------	---------

## SPORTSMANSHIP AWARD

John Salmons	2001-02
--------------	---------

## BIG EAST ACADEMIC ALL-STAR

Nick Donovan	1995-96
Brad Timpf	1995-96
Nick Donovan	1996-97
Nick Donovan	1997-98
Jerry Schlie	1998-99
Tarik El-Bassiouni	1999-00
James Jones	1999-00
Jerry Schlie	1999-00
Paulo Coelho	2000-01
James Jones	2000-01
Jerry Schlie	2000-01
James Jones	2001-02
Jerry Schlie	2001-02
James Jones	2002-03
Danny Marakovits	2002-03

## BIG EAST ALL-TOURNAMENT TEAM



Jerome Scott	1992
Tim James	1999
Marcus Barnes	2002

## BIG EAST PLAYER OF THE WEEK

Jamal Johnson	Dec. 20, 1993
Tim James	Dec. 16, 1996
Kevin Norris	Jan. 20, 1997
Tim James	Nov. 24, 1997
Johnny Hemsley	Jan. 5, 1998
Johnny Hemsley	Dec. 21, 1998
Tim James	Dec. 28, 1998
Johnny Hemsley	Jan. 4, 1999
Tim James	Feb. 8, 1999
Tim James	Feb. 15, 1999
Johnny Hemsley	Feb. 22, 1999
Mario Bland	Mar. 5, 2000
John Salmons	Mar. 4, 2001
John Salmons	Dec. 23, 2001
John Salmons	Dec. 31, 2001
Darius Rice	Jan. 28, 2002
Darius Rice	Jan. 27, 2003
Robert Hite	Dec. 29, 2003

## BIG EAST ROOKIE OF THE WEEK

Steven Edwards	Jan. 24, 1993
Steven Edwards	Feb. 14, 1993
Steven Edwards	Feb. 28, 1993
Kevin Norris	Jan. 16, 1995
Tim James	Jan. 2, 1996
Tim James	Jan. 9, 1996
Tim James	Feb. 26, 1996
Tim James	Mar. 3, 1996
Marcus Barnes	Jan. 22, 2001
Darius Rice	Feb. 19, 2001
Guillermo Diaz	Dec. 8, 2003

**ALEX FRASER****RON GODFREY****ANTHONY KING****DARIUS RICE****A—A—A—A**

Adams, Brandon	1988-92
<b>Adams, Garrius</b>	<b>2009-10</b>
Angelus, Charles	1945-46
Alix, Lou	1961-62
Allen, Antoine	2009-10
Allen, Ken	1960-63
Allen, Willie	1968-71
Alter, Foster	1930-31
Applegate, Bruce	1958-61
Arterburn, Harold	1953-55
Asbury, Brian	2005-09
Ashman, Rodger	1926-29

**B—B—B—B**

Barker, Chuck	1994-96
Barnes, Lucas	1996-98
Barnes, Marcus	2000-02
Barry, Rick	1962-65
Batemon, Glenn	2004-05
Bates, John	1963-64, 1965-67
Bazil, Alex	1940-41
Beckner, Wayne	1962-65
Berghoff, Dick	1957-58
Berumen, Rafael	2001-03
Bland, Mario	1996-00
Bleier, Ted	1927-29
Boyle, Gene	1939-40
Brown, Eric	1985-89
Buncum, Omari	2006-07
Burdette, Marty	1955-58
Burns, Dennis	1985-89
Burton, Trevor	1989-93
Butler, Lee	2004-06
Butts, Bernie	1962-64
Byars-Dawson, Mike	1997-99

**C—C—C—C**

Caldwell, Justin	1989-91
Cambell, Bob "Whitey"	1946-50
Canaday, Wayne	1968-70
Cantrell, Dennis	1967-70
Carbonneau, Harold	1927-28
Carifeo, George	1940-42
Carroll, Bob	1947-48
Carson, James	1952-55
Catha, Larry	1926-29
Chadroff, Sy	1949-52
Clark, Adam	1991-93
Clark, Clifton	1995-97
Clarke, Karron	2003-04
Clemente, Denis	2005-07
Cobb, Don	1947-49
Coelho, João Paulo	1998-00, 2001-03
Cohen, Julie	1959-62
Collins, Dwayne	2006-10
Contreras, Edward	1956-59
Copeland, Keaton	2004-07
Corcoran, John	1938-39
Courtney, Cliff	1927-28
Crowe, Luke	1930-31
Curcio, Mike	1996-98
Curnutt, Don	1967-70

**D—D—D—D**

Dampier, John	1963-65
Davis, Jerry	1956-57, 1958-59

Davis, Howard	1938-40
Davis, Will	1992-97
Dawson, Tim	1985-88
Denton, Bob	1952-54
Dews, James	2006-10
Diaz, Guillermo	2003-06
Djahue, Rodrigue	2000-04
Donovan, Nick	1995-99
Douglas, Bob	1941-42
Doyle, Keith	1945-46
Dunn, Eddie	1938-39
Dunn, Mitchell	1994-95
Dusewicz, Adam	1991-94

**E—E—E—E**

Edwards, Lou	1945-47
Edwards, Steven	1992-96
El-Bassiouni, Tarik	1999-00
Elliott, Doug	1989-91
Evans, John	1928-29, 1930-31

**F—F—F—F**

Ferrara, Tony	1947-50
Fisher, Michael	1946-47
Focht, Dick	1950-51
Franklin, Alfred "Red"	1927-29
Fraser, Alex	1993-97
Frazier, Steve	1992-96, 97-98
Friedman, Abe	1946-50
Friedman, Mike	1955-56
Frisby, William	2001-02, 2003-05

**G—G—G—G**

<b>Gamble, Julian</b>	<b>2008-10</b>
Gardner, Joe	1956-59
Gardner, Michael	1991-94
Gay, Charles	1969-70
Gee, Junior	1964-67
Gilbert, Lawrence	2006-07
Glenn, Darrell	1985-86
Glover, Landon	2006-08
Godfrey, Ron	1958-61
Gonzalez, Orlando	1999-01
Gordon, Joe	2000-01
Graham, Jimmy	2005-09
<b>Grant, Malcolm</b>	<b>2009-10</b>
Green, Bob	1963-67
Green, Tom	1967-69
Grist, Joe	1949-51
Grob, Charles	1963-66
Guimento, Chuck	1938-40

**H—H—H—H**

Hagan, Arthur	1945-46
Hamilton, Gary	2002-06
Hamilton, George	1938-39
Hammond, Dod	1959-60
Hanley, Charles	1967-68
Hansen, Louis	1928-29, 1930-31
Harden III, Leonard	2003-04
Harris, Anthony	2003-07
Harris, Lionel	1970-71
Harvey, Tim	1985-87
Heffer, Larry	1961-62
Hemsley, Johnny	1996-00
Hickox, Dick	1958-61
Hicks, Raymond	2004-08
High, Tshombe	1993-94

Hilbish, Tom	1938-41
Hill, Dan	1930-31
Hite, Robert	2002-06
Hoban, Gene	1954-56
Hocker, Thomas	1987-90
Hoffman, Richard	1951-53
Holiber, Charles	1961-63
Horford, Tito	1986-88
Houston, Kevin	1998-99
Howard, Lemuel	1986-87
Howell, Douglas	1953-55
Hubbard, Lee	1970-71
Hughes, Bryan	1985-87
Hurd, Leroy	1999-01
Hurdle, Lance	2007-09
Hutslar, Mike	1967-70

**I—I—I—I**

Ibach, Ervin	1946-49
Ingemi, Mike	1947-48
Isles, David	1994-95

**J—J—J—J**

James, Harvey	1945-46
James, Tim	1995-99
Jennings, Vernon	1996-00
Johnson, Jamal	1993-94
<b>Johnson, Reggie</b>	<b>2009-10</b>
<b>Jones, DeQuan</b>	<b>2008-10</b>
Jones, James	1999-03
Jones, Rick	1964-67
Jupin, Gene	1941-42

**K—K—K—K**

Kahn, Andy	1990-91
Kasulin, Al	1941-42
Keene, Howard	1950-53
Kees, James	1940-41
Kessler, Larry	1962-63
Kichelski, Robert	1954-55
Kieserman, Jim	1991-92
King, Anthony	2003-06, 2007-08
<b>Kirk, Donnavan</b>	<b>2009-10</b>
Kisker, David	1970-71
Klein, Richard	1970-71
Klima, Edward	1953-56
Kojkowski, Stanley	1955-57
Konel, Dave	1939-40
Krutulis, Joe	1939-42

**L—L—L—L**

Landis, Dave	1958-60
Law, Rick	1969-71
Lawrence, Anthony	1991-93
Lawrence, Bruce	1954-55
Lawrence, Pat	1991-94
Lee, Harford	1940-41
Leidy, Bob	1957-58
Lipchick, Pete	1945-46
Logan, Reo	2000-01
Logan, Samarr	1989-92
Lutsky, Kal	1946-47
Lyons, Herman	1927-29

**M—M—M—M**

MacDonald, Mackey	1948-51
Manuel, Todd	1997-98

Manushaw, Harry	1958-61
Marakovits, Danny	2000-03
Marcus, Stewart	1963-66
Mayhand, Antoine	2004-05
Masters, Tom	1966-69
McClellan, William	1948-49
McClinton, Jack	2006-09
McCormick, Torey	1993-97
McCoy, Mike	1960-63
McGowan, Cyrus	2008-10
McGuire, John	1926-28
McNulty, Joe	1946-48
Mell, John	1945-46
Mercurio, Marion	1928-29
Miani, Richard	1952-56
Moore, Bruce	1987-89
Morris, Edwin	1955-58
Morton, Jake	1988-93
Munley, Joe	1956-58
Murray, Robert	1954-55
Musante, Andy	1941-42

**N—N—N—N**

Nass, Fabio	2006-08
N'Diaye, Ismael	2002-03
Nebel, Norm	1957-59
Nicholas, Dave	1952-53
Noblet, Mike	1985-87
Norris, Kevin	1994-98
Noti, Charles	1966-68
Nugent, Nick	1955-56
Nylin, Bob	1969-70

**O—O—O—O**

O'Brien, Jimmy	1926-27
Oesch, Harold	1938-39
Okpalobi, Brandon	2000-05
O'Neil, Jack	1951-52
Oram, Harold	1926-28
O'Riordan, Kevin	1970-71
Osbourne, John	1968-70

**P—P—P—P**

Parker, Chris	1991-94
Parker, Rusty	1965-68
Patrican, Don	1963-66
Pearson, Lorenzo	1992-96
Polnitz, Reggie	1987-89
Popa, Constantin	1991-95
Presto, Kevin	1985-89
Prieto, Ernest	1953-56

**Q—Q—Q—Q**

<b>Quigtar, Ryan</b>	<b>2008-10</b>
----------------------	----------------

**R—R—R—R**

Randon, Joseph	1988-92
Rice, Darius	2000-04
Rich, Steve	1993-96
Richardson, Mark	1985-89
Rios, Eddie	2007-09
Roberson, Terrell	1985-86
Roberts, Oti	1999-00
Rodgers, Dan	1965-68
Rosa, Anthony	1992-96
Ross, Joe	1987-91

Ryan, Jack	1948-49
Ryskamp, Kenneth	1954-55

**S—S—S—S**

Salmons, John	1998-02
Schayowitz, Willie	1951-54
Schlie, Jerry	1997-99, 2000-02
Schneckenberg, Bob	1985-87
Schneider, Jack	1949-52
Schuler, Harold	1946-47
Schuyler, Charles	1947-48
<b>Scott, Durand</b>	<b>2009-10</b>
Scott, Jerome	1988-92
Scott, Tom	1940-41
Shapiro, Bruce	1959-61
Shipe, Paul	1990-91
Silvis, Richard	1951-52
Simmons, Michael	1998-99, 2000-03

Sistik, Phil	1945-46
Skalaski, Charles	1945-46
Snell, Willie	1970-71
Snider, Martin	1958-60
Soens, Bill	1966-68
Solie, Lloyd	1927-29, 1930-31
Spagnolo, Bob	1969-71
Spisak, Jack	1959-60, 1961-63
Stage, Gene	1955-58
Stanton, Bob	1926-28
Stavreti, Carl	1960-63
Stavreti, Chris	1959-62
Steiner, Bob	1955-56, 1957-58
Stevenson, Jerry	1967-69
Stratton, Jonathan	2004-08
Strong, Donald	1970-71
Surratt, Armondo	2002-04
Swaby, Ochiel	1991-92

**T—T—T—T**

Talbot, Robert George	1956-57
Thistlethwaite, Mark	1956-57
<b>Thomas, Adrian</b>	<b>2005-10</b>
Timpf, Brad	1992-96
Tobin, John	1939-42
Tracy, Art	1939-40
Tucker, Dick	1939-41
Turonis, Pete	1956-57
Tyler, Elton	1997-00, 2001-02

**V—V—V—V**

Volkman, Mike	1964-66
---------------	---------

**W—W—W—W**

Waggoner, Jaime	1994-98
Walker, Jermaine	1996-97
Ward, Hammie	1989-93
Warren, Joel	1985-89
Watson, Kaleaf	2001-02
Weinstein, Gerald	1946-50
Welch, Ron	1968-70
Westover, Brian	1970-71
Wilkins, Eric	2002-06
Williams, Levertis	1987-89
Wimbley, Dwayne	1997-01
Wiseman, Charles	1997-98
Wittman, Mike	1964-67
Woods, Lee	1960-63




Wrench, Roger	1949-52
Wylie, Joe	1988-91

**Y—Y—Y—Y**

Yanuck, Mel	1950-53
Younts, Austin	1928-29
Yovicsin, Anthony	1946-47

**TEAM CAPTAINS**

1926-27	Rodger Ashman
1927-28	Rodger Ashman
1928-29	Rodger Ashman
1939-40	Tom Hilbish
1940-41	Tom Hilbish
1941-42	John Tobin
1948-49	Abe Friedman
1951-52	Sy Chadroff
1952-53	Mel Yanuck
1954-55	Harold Arterburn
1955-56	Dick Miani
1956-57	Gene Stage
1957-58	Marty Burdette
1958-59	Joe Gardner
1959-60	Bruce Applegate
1960-61	Dick Hickox
1961-62	Julie Cohen
1962-63	Kenny Allen
1963-64	Wayne Beckner
1964-65	Wayne Beckner
1995-96	Steven Edwards, Alex Fraser
1996-97	Alex Fraser, Torey McCormick (Asst. Captain), Kevin Norris (Asst. Captain)
2000-01	John Salmons, Dwayne Wimbley
2001-02	John Salmons, James Jones, Elton Tyler
2002-03	Paulo Coelho, James Jones, Darius Rice, Mike Simmons
2003-04	Rob Hite, Darius Rice
2005-06	Guillermo Diaz, Anthony Harris, Rob Hite, Anthony King
2006-07	Anthony Harris, Anthony King
2007-08	Anthony King, Jack McClinton
2008-09	Jack McClinton, Jimmy Graham
2009-10	Dwayne Collins, James Dews

**JOHN TOBIN****JAKE MORTON****KEVIN NORRIS**

## JAMES JONES



WEEK	AP POLL	UPI POLL
<b>1959-60</b>		
12/30/59	15th	—
1/5/60	14th	—
1/13/60	15th	—
1/19/60	11th	—
1/27/60	11th	—
2/3/60	N/A	—
2/10/60	10th	—
2/16/60	10th (3 first place votes)	—
2/24/60	9th (2 first place votes)	—
3/1/60	8th (7 first place votes)	—
Final	10th	—

<b>1962-63</b>		
12/27/62	HM	—
1/2/63	HM	15th
1/9/63	HM	—
1/16/63	—	HM
1/23/63	HM	—
1/30/63	—	18th
2/12/63	HM	—
2/26/63	HM	—

<b>1963-64</b>		
12/24/63	—	HM
1/7/64	—	HM

<b>1964-65</b>		
Preseason	HM	16th
12/23/64	—	HM
1/6/65	—	HM
1/20/65	—	T19th
2/3/65	—	HM
2/17/65	HM	T19th
2/23/65	HM	17th
3/3/65	HM	HM

<b>1967-68</b>		
2/28/68	HM	—

<b>1987-88</b>		
Preseason	ARV	ARV

<b>1995-96</b>		
12/11/95	ARV (2 pts)	—
12/18/95	—	ARV (1 pt)

<b>1996-97</b>		
Preseason	—	ARV (3 pts-60th)
1/12/97	—	ARV (1 pt-Tied 49th)
1/19/97	ARV (19 pts-38th)	ARV (9 pts-41st)
1/26/97	ARV (32 pts-31st)	—
2/4/97	ARV (4 pts-44th)	—
2/10/97	ARV (18 pts-40th)	ARV (2 pts-43rd)
2/17/97	ARV (3 pts-Tied 47th)	—

ARV-Also Receiving Votes | HM-Honorable Mention  
 Highest Associated Press Ranking: No. 8 (Week of 3/1/60)  
 Highest Coaches Poll Ranking: No. 10 (Week of 3/1/99)  
 Most First Place Votes: 7 AP (Week of 3/1/60)  
 Most Consecutive Weeks Ranked in AP Poll: 12 (12/24/01-3/10/02)  
 Most Consecutive Weeks Ranked in Coaches Poll: 12 (12/24/01-3/10/02)

WEEK	AP POLL	USA TODAY/ESPN POLL
<b>1997-98</b>		
11/24/97	ARV (27 pts-37th)	—
12/1/97	ARV (31 pts-36th)	ARV (9 pts-42nd)
12/8/97	ARV (60 pts-30th)	ARV (28 pts-29th)
12/15/97	ARV (78 pts-30th)	ARV (19 pts-33rd)
12/22/97	ARV (80 pts-31st)	ARV (18 pts-33rd)
12/29/97	ARV (19 pts-34th)	ARV (16 pts-32nd)
1/5/98	ARV (38 pts-27th)	ARV (29 pts-29th)
1/12/98	ARV (95 pts-26th)	ARV (41 pts-26th)
1/19/98	ARV (4 pts-43rd)	ARV (5 pts-39th)
1/26/98	—	ARV (11 pts-32nd)
2/9/98	ARV (5 pts-41st)	—
2/23/98	ARV (1 pt-46th)	—
3/1/98	ARV (2 pts-43rd)	—

<b>1998-99</b>		
Preseason	ARV (12 pts-44th)	ARV (9 pts-36th)
11/16/98	ARV (16 pts-35th)	No Poll
11/23/98	ARV (20 pts-34th)	—
11/30/98	ARV (16 pts-36th)	—
12/6/98	ARV (16 pts-43rd)	—
12/13/98	ARV (10 pts-48th)	ARV (1 pt-58th)
12/20/98	ARV (2 pts-54th)	—
12/27/98	ARV (3 pts-52nd)	—
1/4/99	ARV (25 pts-31st)	ARV (25 pts-27th)
1/11/99	ARV (47 pts-30th)	ARV (8 pts-35th)
1/18/99	25th (103 pts)	ARV (21 pts-27th)
1/25/99	23rd (307 pts)	25th (61 pts)
2/1/99	25th (156 pts)	ARV (42 pts-26th)
2/8/99	16th (581 pts)	21st (142 pts)
2/15/99	15th (824 pts)	16th (279 pts)
2/22/99	11th (1056 pts)	13th (382 pts)
3/1/99	9th (1230 pts)	10th (473 pts)
3/8/99	10th (1089 pts)	12th (444 pts)
Final	No Poll	T12th (296 pts)

<b>1999-2000</b>		
Preseason	25th (222 points)	24th (118 pts)
11/15/99	ARV (172 pts-26th)	No Poll
11/22/99	ARV (168 pts-26th)	24th (94 pts)
11/29/99	ARV (126 pts-26th)	25th (71 pts)
12/6/99	ARV (36 pts-31st)	ARV (14 pts-32nd)
12/13/99	ARV (15 pts-36th)	ARV (6 pts-35th)
12/20/99	ARV (5 pts-39th)	ARV (6 pts-38th)
12/27/99	—	ARV (4 pts-42nd)
2/21/00	ARV (15 pts-29th)	ARV (2 pts-T41st)
2/28/00	ARV (43 pts-26th)	ARV (2 pts-T40th)
3/6/00	23rd (185 pts)	ARV (34 pts-27th)
3/13/00	23rd (181 pts)	25th (39 pts)
Final	No Poll	20th (201 pts)

<b>2000-01</b>		
Preseason	ARV (2 pts-57th)	ARV (4 pts-55th)
11/20/00	—	ARV (18 pts-38th)
11/27/00	ARV (1 pt-T53rd)	ARV (9 pts-T42nd)

<b>2001-02</b>		
Preseason	—	ARV (16 pts-36th)
11/12/01	No Poll	ARV (13 pts-T36th)
11/19/01	ARV (1 pt-T50th)	ARV (10 pts-T39th)
11/26/01	ARV (3 pts-T49th)	ARV (10 pts-T37th)
12/3/01	ARV (6 pts-T45th)	ARV (12 pts-T37th)
12/10/01	ARV (29 pts-T36th)	ARV (24 pts-T34th)
12/17/01	ARV (153 pts-26th)	ARV (54 pts-26th)
12/24/01	24th (277 pts)	23rd (109 pts)
12/31/01	21st (471 pts)	21st (175 pts)



WEEK	AP POLL	USA TODAY/ESPN POLL
1/7/02	21st (378 pts)	20th (172 pts)
1/14/02	24th (265 pts)	20th (164 pts)
1/21/02	22nd (424 pts)	19th (209 pts)
1/28/02	15th (642 pts)	16th (275 pts)
2/4/02	12th (736 pts)	11th (344 pts)
2/11/02	13th (728 pts)	11th (419 pts)
2/18/02	17th (548 pts)	13th (348 pts)
2/25/02	22nd (308 pts)	18th (217 pts)
3/3/02	20th (427 pts)	16th (251 pts)
3/10/02	21st (348 pts)	21st (189 pts)
Final	No Poll	ARV (66 pts-27th)

### 2002-03

Preseason	—	ARV (1 pt-T57th)
11/25/02	—	ARV (3 pts-50th)
12/2/02	—	ARV (4 pts-T41st)

### 2004-05

12/6/04	ARV (4 pts-T40th)	—
12/13/04	ARV (3 pts-T38th)	—
12/20/04	ARV (3 pts-38th)	—
12/27/04	ARV (3 pts-T36th)	—
1/3/05	ARV (3 pts-T36th)	—
1/10/05	ARV (9 pts-38th)	—
1/17/05	ARV (30 pts-29th)	—
1/24/05	ARV (1 pt-48th)	—
2/7/05	ARV (1 pt-T46th)	—
2/14/05	ARV (6 pts-40th)	—

### 2005-06

Preseason	ARV (16 pts-T38)	ARV (6 pts-41)
11/21/05	ARV (9 pts-41)	—
11/28/05	ARV (2 pts-52)	—
1/16/06	ARV (3 pts-T44)	ARV (4 pts-T36)
1/23/06	ARV (1 pt-T46)	ARV (2 pts-T41)
1/30/06	—	ARV (5 pts-T36)
2/6/06	ARV (3 pts-44)	ARV (9 pts-T31)

### 2007-08

11/26/07	ARV (68 pts-31)	ARV (28 pts-33)
12/3/07	ARV (102 pts-27)	ARV (22 pts-32)
12/10/07	ARV (133 pts-26)	ARV (35 pts-26)

**DWAYNE COLLINS** finished with 23 points and 11 rebounds in Miami's 67-66 win over Wake Forest on Jan. 9, 2010, which moved the Hurricanes to 15-1 and vaulted them into the Top 25 for the third-straight season.

WEEK	AP POLL	USA TODAY/ESPN POLL
12/17/07	22nd (274 pts)	22nd (98 pts)
12/24/07	19th (443 pts)	19th (188 pts)
12/31/07	ARV (59 pts-27)	ARV (46 pts-26)
1/7/08	25th (85 pts)	ARV (21pts-27)
1/14/08	21st (286 pts)	24th (84 pts)
1/21/08	ARV (15 pts-35)	ARV (2 pts-T41)
1/28/08	ARV (7 pts-43)	ARV (8 pts-37)
2/4/08	—	ARV (3 pts-T38)
2/25/08	ARV (62 pts-26)	ARV (8 pts-T31)
3/3/08	ARV (13 pts-32)	—
Final	No Poll	ARV (3 pts-37)

### 2008-09

Preseason	17th (570 pts)	16th (233 pts)
11/17/08	17th (591 pts)	16th (238 pts)
11/24/08	22nd (272 pts)	21st (146 pts)
12/1/08	21st (309 pts)	22nd (158 pts)
12/8/08	ARV (63 pts-29th)	25th (69 pts)
12/15/08	ARV (64 pts-27th)	ARV (48 pts-27th)
12/22/08	ARV (6 pts-40th)	ARV (10 pts-T33rd)
12/29/08	ARV (6 pts-40th)	—
1/5/09	ARV (8 pts-45th)	—
1/12/09	ARV (25 pts-31st)	ARV (4 pts-41st)
1/19/09	ARV (8 pts-T38th)	ARV (2 pts-T38th)
2/9/09	ARV (7 pts-T35th)	—
2/16/09	ARV (2 pts-39th)	ARV (2 pts-37th)

### 2009-10

11/23/09	ARV (24 pts-40th)	ARV (16 pts-35th)
11/30/09	ARV (77 pts-30th)	ARV (47 pts-30th)
12/7/09	ARV (46 pts-32nd)	—
12/14/09	ARV (40 pts-33rd)	—
12/21/09	ARV (50 pts-32nd)	ARV (3 pts-T47th)
12/28/09	ARV (60 pts-31st)	—
1/4/10	ARV (70 pts-31st)	—
1/11/10	23rd (189 pts)	ARV (8 pts-35th)







### MARIO BLAND

posted 16 points and 14 rebounds to help the Hurricanes defeat No. 2/2 UConn on Feb. 20, 1999 — the highest ranked opponent UM has defeated on the road.

### 1960-61

1/30/61 Louisville (#7 AP) W 71-69

### 1962-63

12/21/62 Duke (#2 UPI) W 71-69

### 1964-65

12/12/64 St. John's (#10 AP, #13 UPI) L 79-77

2/2/65 Miami (Ohio) (#20 UPI) W 100-85

### 1965-66

12/9/65 at San Francisco (#11 UPI) L 105-89

### 1966-67

12/28/66 Western Kentucky (#17 UPI) L 94-89

2/18/67 Houston (#7 AP, #8 UPI) L 105-86

2/25/67 at St. John's (#17 UPI) L 97-70

### 1967-68

2/15/68 at Houston (#1 AP) L 106-64

### 1969-70

12/12/69 at UCLA (#2 AP) L 127-69

12/30/69 Ohio University (#5 AP) L 99-74

1/10/70 at Jacksonville (#7 AP) L 121-87

2/14/70 at Houston (#13 AP) L 118-98

2/28/70 Florida State (#9 AP) L 112-96

3/4/70 Jacksonville (#6 AP) L 108-97

### 1970-71

1/9/71 at Jacksonville (#7 AP) L 124-82

3/2/71 Jacksonville (#9 AP) L 94-75

### 1985-86

2/19/86 at Duke (#2 AP) L 104-82

2/22/86 Notre Dame (#14 AP) L 126-73

### 1986-87

12/6/86 at North Carolina (#1 AP) L 127-77

1/17/87 at Kansas (#20 AP) L 82-47

2/21/87 at Florida (#18 AP) L 99-60

3/5/87 at Notre Dame (#20 AP) L 65-49

### 1987-88

11/27/87 vs. Michigan (#9 AP) L 109-76

12/30/87 vs. Purdue (#11 AP) L 110-82

1/2/88 Georgetown (#18 AP) L 82-78

1/6/88 at Duke (#9 AP) L 107-69

2/9/88 Brigham Young (#8 AP) L 99-86

### 1988-89

12/10/88 Duke (#1 AP) L 117-102

1/7/89 at Georgetown (#5 AP) L 112-79

1/12/89 Kansas (#12 AP) W 87-86

1/24/89 Providence (#20 AP) L 106-91

### 1989-90

12/19/89 at Arizona (#20 AP) L 83-53

1/10/90 Kansas (#1 AP) L 100-73

2/5/90 at North Carolina (#25 AP) L 87-74

### 1990-91

12/14/90 Georgia (#11 AP) L 78-60

3/6/91 at DePaul (#25 AP) L 75-58

### 1991-92

1/2/92 at Connecticut (#5 AP) L 85-62

1/7/92 at Seton Hall (#18 AP) L 64-52

1/11/92 at Syracuse (#20 AP) L 73-57

1/14/92 St. John's (#17 AP) W 45-42

1/18/92 Connecticut (#8 AP) L 77-58

2/29/92 Syracuse (#22 AP) L 68-63

3/4/92 Seton Hall (#22 AP) L (OT) 90-82

3/13/92 vs. Georgetown (#21 AP) L 77-64

### 1992-93

12/7/92 at Seton Hall (#6 AP) L 65-56

1/2/93 Georgetown (#10 AP) W 80-69

1/6/93 at Pittsburgh (#24 AP) L 85-78

1/9/93 at Syracuse (#21 AP) L 89-81

1/23/93 Pittsburgh (#20 AP) L 86-84

2/20/93 St. John's (#25 AP) W 82-77

2/23/93 Seton Hall (#14 AP) L 85-73

### 1993-94

12/22/93 at Syracuse (#21 AP, #18 USAT) L 81-52

1/15/94 at Boston College (#20 AP, #20 USAT) L 69-49

2/5/94 at Connecticut (#5 AP, #6 USAT) L 73-57

2/22/94 Connecticut (#5 AP) L 74-49

3/1/94 Syracuse (#14 AP) L 71-69

### 1994-95

12/6/94 Syracuse (#19 AP, #19 USAT) L 83-65

1/7/95 at Georgetown (#12 AP, #13 USAT) L 71-64

1/25/95 Villanova (#22 AP, #25 USAT) L 92-62

1/28/95 at Syracuse (#6 AP, #6 USAT) L 76-51

1/31/95 at Connecticut (#4 AP, #5 USAT) L 82-57

2/4/95 Georgetown (#13 AP, #13 USAT) W 67-61

2/7/95 at Villanova (#16 AP, #18 USAT) L 73-63

3/4/95 Connecticut (#4 AP, #5 USAT) L 75-67

3/10/95 vs. Georgetown (#24 AP) L 69-58

### 1995-96

12/5/95 Villanova (#2 AP, #2 USAT) L 70-68

1/3/96 Syracuse (#11 AP, #12 USAT) W 75-66

1/6/96 at Connecticut (#7 AP, #6 USAT) L 73-52

1/13/96 at Georgetown (#5 AP, #5 USAT) L 72-67

1/27/96 at Villanova (#7 AP, #7 USAT) L 90-62

2/1/96 at Syracuse (#18 AP, #16 USAT) L 72-51

2/10/96 Boston College (#22 AP, #21 USAT) L 62-58

3/7/96 vs. Georgetown (#6 AP, #6 USAT) L 92-62

### 1996-97

12/7/96 Syracuse (#19 AP, #17 USAT) W 67-63

1/2/97 at Boston College (#25 AP, #25 USAT) L 65-62

1/11/97 at Villanova (#8 AP, #7 USAT) W 61-59

### 1997-98

11/21/97 Charlotte (#17 AP, #17 USAT) W 89-72

12/27/97 Georgia Tech (#23 USAT) L 69-61

1/6/98 Connecticut (#8 AP, #8 USAT) W 76-67

1/10/98 at West Virginia (#25 AP, #21 USAT) L 98-84

1/18/98 at Syracuse (#15 AP, #15 USAT) L 85-67

2/10/98 Syracuse (#23 AP, #20 USAT) L 72-63

2/28/98 West Virginia (#19 AP, #19 USAT) W 70-66

3/13/98 vs. UCLA (#19 AP, #20 USAT) L 65-62

### 1998-99

12/5/98 at Kentucky (#8 AP, #8 USAT) L 74-65

1/6/99 St. John's (#10 AP, #9 USAT) W 84-79

1/20/99 Connecticut (#1 AP, #1 USAT) L 70-68

2/3/99 at St. John's (#9 AP, #10 USAT) W 73-70

2/8/99 at Syracuse (#18 AP, #17 USAT) W 76-63

2/20/99	at Connecticut (#2 AP, #2 USAT)	W	73-71
3/5/99	vs. St. John's (#9 AP, #10 USAT)	L	62-59

## 1999-2000

12/18/99	North Carolina (#7 AP, #9 USAT)	L	78-68
1/8/00	Syracuse (#7 AP, #8 USAT)	L	67-55
1/29/00	Kentucky (#16 AP, #18 USAT)	L	60-57
2/19/00	at Connecticut (#18 AP, #18 USAT)	W	63-57
3/5/00	St. John's (#18 AP, #21 USAT)	W	74-70
3/10/00	vs. St. John's (#19 AP, #20 USAT)	L	58-57
3/19/00	vs. Ohio State (#8 AP, #8 USAT)	W	75-62
3/24/00	vs. Tulsa (#18 AP, #19 USAT)	L	80-71

## 2000-01

12/4/00	at North Carolina (#14 AP, #12 USAT)	L	67-45
1/13/01	at Boston College (#24 AP)	L	82-73
1/20/01	Connecticut (#15 AP, #15 USAT)	W	77-74
2/1/01	Seton Hall (#22 AP, #25 USAT)	W	72-66
2/13/01	at Syracuse (#10 AP, #7 USAT)	W	68-57

## 2001-02

12/15/01	Indiana (#21 AP, #24 USAT)	W	58-53
1/2/02	at Georgetown (#23 AP, #24 USAT)	W	79-71
2/2/02	Connecticut (#17 AP, #22 USAT)	W	68-66
3/8/02	vs. Pittsburgh (#7 AP, #7 USAT)	L	76-71

## 2002-03

12/21/02	vs. Florida (#13 AP, #13 USAT)	L (2OT)	94-93
1/11/03	at Connecticut (#3 AP, #3 USAT)	L (OT)	83-80
1/20/03	Connecticut (#11 AP, #8 USAT)	W	77-76

## 2003-04

1/7/04	at North Carolina (#12 AP, #13 USAT)	L	89-64
1/10/04	Pittsburgh (#15 AP, #15 USAT)	L (2OT)	84-80
2/14/04	Syracuse (#25 USAT)	L	91-74
2/18/04	at Connecticut (#8 AP, #8 USAT)	L	76-63
2/21/04	at Providence (#19 AP, #17 USAT)	L	70-57

## 2004-05

12/4/04	at Florida (#19 AP, #18 USAT)	W	72-65
1/6/05	at Georgia Tech (#9 AP, #10 USAT)	L	80-69
1/9/05	NC State (#24 USAT)	W	67-66
1/19/05	Duke (#4 AP, #4 USAT)	L	92-83
1/22/05	at North Carolina (#6 AP, #6 USAT)	L	87-67
1/29/05	at Wake Forest (#5 AP, #5 USAT)	L	94-82
2/5/05	Maryland (#22 AP, #24 USAT)	W (OT)	75-73
2/15/05	Wake Forest (#5 AP, #5 USAT)	L	68-63
3/3/05	at Duke (#6 AP, #6 USAT)	L	83-59

## 2005-06

12/18/05	at NC State (#21 AP, #19 USAT)	L	81-69
12/22/05	Florida (#5 AP, #5 USAT)	L	77-67
12/31/05	vs. Louisville (#10 AP, #10 USAT)	L	58-43
1/7/06	Maryland (#14 AP, #12 USAT)	W	84-70
1/14/06	at North Carolina (#20 AP, #20 USAT)	W	81-70
1/21/06	Boston College (#21 AP, #21 USAT)	L	65-61
2/8/06	NC State (#16 AP, #15 USAT)	L (2OT)	86-77
2/12/06	North Carolina (#23 AP, #24 USAT)	L	80-70
2/16/06	at Boston College (#13 AP, #15 USAT)	L	65-54
2/19/06	at Duke (#2 AP, #2 USAT)	L	92-71
3/10/06	vs. Duke (#3 AP, #3 USAT)	L	80-76

## 2006-07

12/3/06	Georgia Tech (#21 AP, #25 USAT)	W	90-82
1/10/07	at Maryland (#25 USAT)	W	63-58
1/14/07	Duke (#11 AP, #11 USAT)	L	85-63
1/23/07	Virginia Tech (#24 AP, #23 USAT)	L	92-85
1/31/07	at North Carolina (#3 AP, #3 USAT)	L	105-64

2/21/07	Virginia (#24 AP, #19 USAT)	W	68-60
3/8/07	vs. Maryland (#17 AP, #21 USAT)	W	67-62

## 2007-08

1/23/08	North Carolina (#5 AP, #4 USAT)	L	98-82
1/27/08	Clemson (#25 USAT)	W	75-72
2/2/08	at Duke (#3 AP, #3 USAT)	L	88-73
2/20/08	Duke (#5 AP, #4 USAT)	W	96-95
3/23/08	vs. Texas (#7 AP, #7 USAT)	L	75-72

## 2008-09

11/23/08	vs. UConn (#2 AP, #2 USAT)	L	76-63
12/21/08	Clemson (#25 AP, #25 USAT)	L	91-72
1/10/09	at Boston College (#24 AP, #17 USAT)	W	77-71
1/17/09	at North Carolina (#5 AP, #6 USAT)	L	82-65
2/4/09	Wake Forest (#7 AP, #6 USAT)	W	79-52
2/7/09	at Duke (#4 AP, #3 USAT)	L (OT)	78-75
2/15/09	North Carolina (#3 AP, #3 USAT)	L	69-65

## 2009-10

2/10/10	vs. Georgia Tech (#20 AP, #20 USAT)	W	64-62
2/17/10	vs. Duke (#6 AP, #6 USAT)	L	81-74
3/13/10	vs. Duke (#4 AP, #4 USAT)	L	77-74

\* Largest margin of victory versus a ranked opponent and an ACC opponent.

## ALL-TIME

<b>HIGHEST RANKED OPPONENT BEATEN ON ROAD</b>
#2 Connecticut, 73-71 (2/20/99)
<b>HIGHEST RANKED OPPONENT BEATEN AT HOME</b>
#2 Duke, 71-69 (12/21/62)

## SINCE THE REBIRTH IN 1985-86

<b>HIGHEST RANKED OPPONENT BEATEN ON ROAD</b>
#2 Connecticut, 73-71 (2/20/99)
<b>HIGHEST RANKED OPPONENT BEATEN AT HOME</b>
#4 Duke, 96-95 (2/20/08)

## UM vs. RANKED TEAMS ALL-TIME

Home	29-46 (.387)
at BankUnited Center	10-14 (.417)
Away	11-55 (.167)
Neutral	2-16 (.111)
Overall	42-117 (.264)

## UM vs. RANKED TEAMS SINCE THE REBIRTH (1985-86)

Home	26-39 (.400)
Away	11-48 (.186)
Neutral	2-16 (.111)
Overall	39-103 (.275)

## UM vs. RANKED OPPONENTS SINCE JOINING ACC (2004-05)

ACC	13-23 (.361)
Home	9-11 (.450)
Away	3-11 (.214)
Tournament	1-2 (.333)

## NON-CONFERENCE

Home	0-1 (.000)
Away	1-0 (.000)
Neutral	0-3 (.000)
Overall	1-3 (.250)



### JAMES DEWS

hit a buzzer-beater to lead the Hurricanes past No. 20/20 Georgia Tech, 64-62, on Feb. 10, 2010.



**DURAND SCOTT** averaged 20.0 points, 4.0 rebounds, 3.5 assists and 2.0 steals per game in a pair of meetings with Duke as a true freshman in 2009-10. He converted 67.9 percent of his field goals in those games.

### 1985-86

1/18/86 Arizona 81, Miami 74 (OT) CBS  
2/22/86 Notre Dame 126, Miami 73 ESPN

### 1986-87

1/17/87 Kansas 82, Miami 47 NBC  
2/7/87 Navy 78, Miami 62 CBS  
2/26/87 Florida State 108, Miami 84 ESPN

### 1987-88

11/27/87 Michigan 109, Miami 76 ESPN  
1/2/88 Georgetown 82, Miami 78 USA  
2/15/88 Florida 83, Miami 73 USA  
2/27/88 DePaul 101, Miami 82 NBC  
3/8/88 Dayton 90, Miami 89 USA

### 1988-89

1/12/89 Miami 87, Kansas 86 ESPN

### 1989-90

12/19/89 Arizona 83, Miami 53 ESPN

### 1991-92

1/29/92 Pittsburgh 82, Miami 52 ESPN  
2/12/92 Providence 73, Miami 51 ESPN

### 1992-93

1/6/93 Pittsburgh 85, Miami 78 ESPN  
2/10/93 Miami 75, Boston College 71 ESPN

### 1993-94

1/12/94 Pittsburgh 83, Miami 55 ESPN  
1/26/94 Seton Hall 77, Miami 48 ESPN  
2/16/94 Boston College 79, Miami 63 ESPN

### 1994-95

1/11/95 Miami 82, St. John's 79 ESPN  
2/22/95 Miami 61, Seton Hall 57 ESPN  
3/15/95 Penn State 62, Miami 56 ESPN

### 1995-96

2/14/96 Providence 77, Miami 54 ESPN  
2/20/96 Miami 96, St. John's 91 (2OT) ESPN2  
2/28/96 Miami 71, Notre Dame 59 ESPN  
3/6/96 Miami 77, Rutgers 67 ESPN2  
3/7/96 Georgetown 92, Miami 62 ESPN2

### 1996-97

2/2/97 Rutgers 60, Miami 59 ESPN  
2/5/97 Miami 78, Pittsburgh 63 ESPN  
2/10/97 Miami 61, Seton Hall 51 ESPN2  
3/5/97 Miami 76, St. John's 68 (OT) ESPN2  
3/6/97 Georgetown 63, Miami 59 ESPN2

### 1997-98

12/31/97 Miami 78, Seton Hall 65 ESPN  
2/10/98 Syracuse 72, Miami 63 ESPN2  
2/18/98 Providence 59, Miami 57 ESPN  
3/4/98 Georgetown 62, Miami 56 ESPN  
3/13/98 UCLA 65, Miami 62 CBS

### 1998-99

12/5/98 Kentucky 74, Miami 65 CBS  
1/13/99 Miami 74, Rutgers 62 ESPN2  
1/20/99 Connecticut 70, Miami 68 (OT) ESPN  
2/3/99 Miami 73, St. John's 70 ESPN  
2/8/99 Miami 76, Syracuse 63 ESPN  
2/20/99 Miami 73, Connecticut 71 CBS  
3/4/99 Miami 65, Georgetown 54 ESPN2  
3/5/99 St. John's 62, Miami 59 ESPN  
3/12/99 Miami 75, Lafayette 54 CBS  
3/14/99 Purdue 73, Miami 63 CBS

### 1999-2000

12/18/99 North Carolina 78, Miami 68 ESPN  
1/17/00 Miami 67, Villanova 66 ESPN  
1/29/00 Kentucky 60, Miami 57 CBS  
2/7/00 Miami 77, Georgetown 55 ESPN  
2/19/00 Miami 63, Connecticut 57 ABC  
2/26/00 Miami 55, Notre Dame 52 ESPN  
3/5/00 Miami 74, St. John's 70 (OT) CBS  
3/9/00 Miami 61, Notre Dame 58 ESPN2  
3/10/00 St. John's 58, Miami 57 ESPN  
3/17/00 Miami 75, Arkansas 71 CBS  
3/19/00 Miami 75, Ohio State 62 CBS  
3/24/00 Tulsa 80, Miami 71 CBS



**DEQUAN JONES** and the Hurricanes defeated Minnesota in front of a national audience in the ACC/Big Ten Challenge.

### 2000-01

12/4/00 North Carolina 67, Miami 45 ESPN2  
1/22/01 St. John's 67, Miami 63 (OT) ESPN  
2/1/01 Miami 72, Seton Hall 66 ESPN2  
2/10/01 St. John's 85, Miami 79 (OT) ABC  
2/13/01 Miami 68, Syracuse 57 ESPN2  
2/17/01 Miami 80, Villanova 62 ESPN  
2/24/01 Connecticut 60, Miami 53 ABC  
3/7/01 Pittsburgh 78, Miami 69 ESPN

### 2001-02

1/8/02 St. John's 71, Miami 60 ESPN2  
2/10/02 Boston College 76, Miami 63 ABC  
2/26/02 Miami 81, Providence 65 ESPN2  
3/7/02 Miami 84, Georgetown 76 (OT) ESPN  
3/8/02 Pittsburgh 76, Miami 71 ESPN  
3/14/02 Missouri 93, Miami 80 CBS

### 2002-03

1/4/03 Miami 64, North Carolina 61 (OT) ESPN  
1/20/03 Miami 77, Connecticut 76 ESPN  
1/26/03 Syracuse 54, Miami 49 CBS  
2/22/03 Georgetown 74, Miami 72 ESPN  
3/8/03 St. John's 76, Miami 73 ESPN  
3/12/03 Seton Hall 67, Miami 52 ESPN

### 2003-04

1/7/04 North Carolina 89, Miami 64 ESPN

### 2004-05

1/19/05 Duke 92, Miami 83 ESPN  
3/3/05 Duke 83, Miami 59 ESPN

### 2005-06

11/29/05 Michigan 75, Miami 53 ESPN2  
1/14/06 Miami 81, North Carolina 70 ESPN2  
1/24/06 Virginia 71, Miami 51 ESPN2  
2/8/06 NC State 86, Miami 77 (2OT) ESPN2  
2/22/06 Miami 70, Virginia Tech 59 ESPN2  
3/10/06 Duke 80, Miami 76 ESPN2  
3/15/06 Miami 62, Oklahoma State 59 ESPN2  
3/22/06 Michigan 71, Miami 65 ESPN2

### 2006-07

11/28/06 Northwestern 61, Miami 59 ESPN2  
12/23/06 Louisville 82, Miami 59 ESPN  
1/6/07 Wake Forest 79, Miami 78 ESPN2  
1/31/07 North Carolina 105, Miami 64 ESPN  
2/3/07 Virginia 81, Miami 70 ESPN2  
2/7/07 Boston College 75, Miami 68 ESPN2

### 2007-08

11/15/07 Miami 85, Marist 61 ESPN2  
11/16/07 Miami 69, VCU 63 ESPN2  
11/18/07 Miami 64, Providence 58 ESPN2  
12/2/07 Miami 66, St. John's 47 FSN  
2/2/08 Duke 88, Miami 73 ABC  
3/5/08 Miami 74, Boston College 61 ESPN2  
3/14/08 Virginia Tech 63, Miami 49 ESPN2  
3/21/08 Miami 78, St. Mary's 64 CBS  
3/23/08 Texas 75, Miami 72 CBS

### 2008-09


12/2/08 Ohio State 73, Miami 68 ESPN  
12/6/08 Miami 73, Kentucky 67 ESPN  
12/21/08 Clemson 91, Miami 72 FSN  
12/27/08 Miami 70, St. John's 56 ESPN2  
1/10/09 Miami 77, Boston College 71 ESPN2  
1/17/09 North Carolina 82, Miami 65 ESPN  
1/25/09 Virginia Tech 88, Miami 83 (OT) FSN  
1/27/09 NC State 84, Miami 81 (OT) ESPN2  
2/4/09 Miami 79, Wake Forest 52 ESPN2  
2/15/09 North Carolina 69, Miami 65 FSN  
2/18/09 Florida State 80, Miami 67 ESPN2  
3/18/09 Miami 78, Providence 66 ESPN2  
3/20/09 Florida 74, Miami 60 ESPN2

### 2009-10

11/22/09 Miami 85, South Carolina 70 ESPN2  
12/2/09 Miami 63, Minnesota 58 ESPN2  
12/6/09 Boston College 61, Miami 60 FSN  
1/9/10 Miami 67, Wake Forest 66 ESPN2  
1/16/10 Virginia 75, Miami 57 ESPN2  
1/26/10 Maryland 81, Miami 59 ESPN2  
2/2/10 Wake Forest 62, Miami 53 ESPN2  
2/6/10 Florida State 71, Miami 65 ESPN2  
2/17/10 Duke 81, Miami 74 ESPN  
3/6/10 Florida State 61, Miami 60 ESPN2  
3/12/10 Miami 70, Virginia Tech 65 ESPN2  
3/13/10 Duke 77, Miami 74 ESPN

### MIAMI'S ALL-TIME TV RECORD

ABC	1-4
CBS	6-10
NBC	0-2
ESPN	17-34
ESPN2	16-11
ESPN2	9-12
USA	0-3
FSN	1-4



## GAME

<b>MOST POINTS SCORED</b>	vs. Rollins, 1965	148
<b>MOST POINTS SCORED AGAINST</b>	by UCLA, 1970	127
<b>OTHER TOP SCORING GAMES</b>	vs. Rollins, 1963	144
	vs. Tampa, 1965	141
	vs. Tampa, 1965	136
	vs. Tampa, 1964	134
	vs. Rollins, 1965	128
	vs. Jacksonville, 1965	127
	vs. Rollins, 1964	127
	vs. Florida Southern, 1965	124
	vs. La Salle, 1964	121
	vs. Florida Southern, 1960	121
<b>MOST POINTS IN LOSS</b>	vs. Oklahoma City, 1962	113
<b>LARGEST MARGIN OF VICTORY</b>	vs. Rollins, 1965	69
<b>HIGHEST TOTAL SCORE</b>	vs. Tampa, 1965	255
<b>MOST PLAYERS SCORING IN A GAME</b>	vs. Florida A&M, 1995	14
<b>MOST FIELD GOALS MADE</b>	vs. Rollins, 1965	60
<b>HIGHEST FIELD GOAL PERCENTAGE</b>		
	vs. Coppin State (24 of 36), 1988	.667
	vs. Bethune-Cookman (32 of 48), 1989	.667
	vs. Birmingham-Southern (30 of 45), 2005	.667
<b>3-POINT FIELD GOALS MADE</b>	vs. Georgetown, 1993	15
	vs. South Carolina State, 2010	15
<b>3-POINT FIELD GOAL ATTEMPTS</b>	vs. Florida Gulf Coast, 2010	36
<b>3-POINT FIELD GOAL PERCENTAGE</b>	vs. UConn (7 of 8), 1992	.875
<b>MOST FREE THROWS MADE</b>	vs. Tampa, 1956	46
<b>MOST FREE THROWS ATTEMPTED</b>	vs. Kentucky Wesleyan, 1957	61
<b>HIGHEST FREE THROW PERCENTAGE</b> (minimum 15 FTA)		
	vs. Maryland (18 of 18), 1965	1.000
	vs. Creighton (32 of 33), 1964	.970
<b>MOST REBOUNDS</b>	vs. Northeastern Illinois, 1995	61
<b>MOST ASSISTS</b>	vs. Florida Southern, 2008	29
	vs. Lehigh, 1991	29
<b>MOST STEALS</b>	vs. Savannah State, 2002	21
<b>MOST BLOCKED SHOTS</b> (Game)	vs. Hartford, 1996	17
<b>MOST BLOCKED SHOTS</b> (Half)	vs. Hartford (1st half), 1996	13
<b>MOST TURNOVERS</b>	vs. Georgetown, 1996	32
<b>MOST PERSONAL FOULS</b>	vs. Tampa, 1962	36
<b>MOST TOTAL FOULS</b> (both teams)	vs. Tampa, 1965	73
<b>FEWEST PERSONAL FOULS</b>	vs. Rollins, 1962	5
<b>FEWEST TOTAL FOULS</b> (both teams)	vs. Rollins, 1962	13
<b>MISCELLANEOUS</b>		
<b>MOST CONSECUTIVE GAMES WITH A THREE-POINT FGM</b>	1991-01	278

## SEASON

<b>MOST VICTORIES</b>	2001-02	24
	2007-08, 1999-2000, 1989-99, 1962-63, 1959-60	23
<b>MOST DEFEATS</b>	1991-92	24
<b>LONGEST WINNING STREAK</b>	1946-47, 2001-02	14
	2007-08	12
<b>LONGEST LOSING STREAK</b>	1993-94	17
<b>MOST GAMES OVER 100 POINTS</b>	1988-89	11
<b>Opponent</b>	1988-89	10
<b>MOST POINTS</b>	1988-89	2,809
<b>Opponent</b>	1988-89	2,778
<b>HIGHEST SCORING AVERAGE</b>	1964-65	98.4
<b>Opponent</b>	1969-70	96.9
<b>MOST REBOUNDS</b>	1962-63	1,559
<b>Opponent</b>	1959-60	1,398
<b>MOST FIELD GOALS MADE</b>	1988-89	1,024
<b>Opponent</b>	1988-89	1,040
<b>MOST FIELD GOALS ATTEMPTED</b>	1963-64	2,194
<b>Opponent</b>	1967-68	2,138
<b>FIELD GOAL PERCENTAGE</b>	1988-89 (1,024-2,083)	.492
<b>Opponent</b>	1988-89 (1,040-2,129)	.488
<b>3-POINT FIELD GOALS MADE</b>	2008-09	251
<b>Opponent</b>	2005-06	245
<b>3-POINT FIELD GOALS ATTEMPTED</b>	2001-02	684
<b>Opponent</b>	2008-09	703
<b>3-POINT FIELD GOAL PCT</b>	2007-08 (236-613)	.385
<b>Opponent</b>	1986-87 (151-370)	.408
<b>MOST FREE THROWS MADE</b>	1959-60	663
<b>Opponent</b>	1955-56	597
<b>MOST FREE THROWS ATTEMPTED</b>	1956-57	914
<b>Opponent</b>	1955-56	909
<b>FREE THROW PERCENTAGE</b>	1964-65 (642-807)	.796
<b>Opponent</b>	2008-09, (421-579)	.727
<b>MOST ASSISTS</b>	1988-89	583
<b>Opponent</b>	1988-89	516
<b>MOST STEALS</b>	1988-89	287
<b>Opponent</b>	1987-88	288
<b>MOST BLOCKED SHOTS</b>	2001-02	190
<b>Opponent</b>	2000-01	144
<b>MOST TURNOVERS</b>	1998-99	575
<b>Opponent</b>	1999-00	615
<b>MOST PERSONAL FOULS</b>	1991-92	701
<b>Opponent</b>	2007-08	678



**POINTS SCORED, GAME**

Rick Barry vs. Rollins, 1965	59
Rick Barry vs. Tampa, 1965	55
Rick Barry vs. Florida Southern, 1965	54
Rick Barry vs. Jacksonville, 1964	52
Rick Barry vs. Tampa, 1965	51
Rick Barry vs. Oklahoma City, 1965	51
Rick Barry vs. Houston, 1965	50
Rick Barry vs. Rollins, 1964	50
Mike McCoy vs. Rollins, 1963	48
Sy Chadroff vs. Rollins, 1952	47

**POINTS SCORED, SEASON**

Rick Barry, 1964-65 (26)	973
Rick Barry, 1963-64 (27)	870
Eric Brown, 1988-89 (31)	765
Don Curnutt, 1969-70 (25)	709
Don Curnutt, 1968-69 (24)	662
Don Curnutt, 1967-68 (28)	635
Jack McClinton, 2008-09 (32)	617
Dick Hickox, 1959-60 (27)	596
Guillermo Diaz, 2005-06 (34)	586
Mike Wittman, 1966-67 (26)	585
Mike Wittman, 1965-66 (26)	567
Jack McClinton, 2007-08 (32)	566
Robert Hite, 2005-06 (34)	558
Rusty Parker, 1967-68 (28)	558

**SCORING AVERAGE, SEASON**

Rick Barry, 1964-65 (26)	37.4
Rick Barry, 1963-64 (27)	32.1
Don Curnutt, 1969-70 (25)	28.4
Don Curnutt, 1968-69 (24)	27.6
Eric Brown, 1988-89 (31)	24.7
Don Curnutt, 1967-68 (28)	22.7
Mike Wittman, 1966-67 (26)	22.3
Dick Hickox, 1959-60 (27)	22.1
Mike Wittman, 1965-66 (26)	21.8
Sy Chadroff, 1951-52 (22)	20.9

**POINTS SCORED (FG-FT), CAREER**

Rick Barry, 1962-65 (816-666)	2,298
Eric Brown, 1985-89 (805-633)	2,270
Don Curnutt, 1967-70 (813-380)	2,006
Darius Rice, 2000-04 (631-343)	1,865
Robert Hite, 2002-06 (622-245)	1,717
Tim James, 1995-99 (681-331)	1,713
Jack McClinton, 2006-09 (542-332)	1,702
Dennis Burns, 1985-89 (690-205)	1,594
Dick Hickox, 1958-61 (560-409)	1,529
Johnny Hemsley, 1996-00 (530-164)	1,497
Guillermo Diaz, 2003-06 (516-271)	1,477
Steven Edwards, 1992-96 (419-290)	1,393
Ron Godfrey, 1958-61 (518-348)	1,384
James Jones, 1999-03 (464-304)	1,356
Mike Wittman, 1964-67 (492-335)	1,319
Joe Wylie, 1988-91 (501-289)	1,297
Willie Allen, 1968-71 (482-329)	1,293
John Salmons, 1998-02 (444-313)	1,287
Dwayne Collins, 2006-10 (463-820)	1,245
Mike McCoy, 1960-63 (524-183)	1,231
Mario Bland, 1996-00 (450-289)	1,199

**FIELD GOALS MADE, GAME**

Rick Barry vs. Houston, 1965	21
Rick Barry vs. Rollins, 1965	20
Rick Barry vs. Rollins, 1965	20
Mike McCoy vs. Rollins, 1963	20
Rick Barry vs. Oklahoma City, 1965	19
Mike Wittman vs. Oklahoma City, 1965	19
Rick Barry vs. Rollins, 1964	19
Rick Barry vs. Jacksonville, 1964	19
Steve Rich vs. St. John's, 1996	18
Wayne Beckner vs. Tampa, 1965	18
Rick Barry vs. Yale, 1965	18
John Dampier vs. Army, 1964	18
Sy Chadroff vs. Rollins, 1952	18

**FIELD GOALS MADE, SEASON**

Rick Barry, 1964-65 (26)	340
Rick Barry, 1963-64 (27)	314
Don Curnutt, 1969-70 (25)	283
Don Curnutt, 1967-68 (28)	268
Don Curnutt, 1968-69 (24)	262
Eric Brown, 1988-89 (31)	255
Mike McCoy, 1962-63 (28)	237
Mike Wittman, 1966-67 (26)	219
Dick Hickox, 1959-60 (27)	219
Tim James, 1998-99 (30)	215

**FIELD GOALS MADE, CAREER**

Rick Barry, 1962-65	816
Don Curnutt, 1967-70	813
Eric Brown, 1985-89	805
Dennis Burns, 1985-89	690
Tim James, 1995-99	681
Darius Rice, 2000-04	631
Robert Hite, 2002-06	622
Dick Hickox, 1958-61	560
Jack McClinton, 2006-09	542
Johnny Hemsley, 1996-00	530

**FIELD GOALS ATTEMPTS, GAME**

(Since 1985-86)	
Johnny Hemsley vs. North Carolina, 1999	30
Darius Rice vs. Connecticut, 2003	27
Jack McClinton at Boston College, 2008	26
Joe Wylie vs. George Mason, 1990	26
Jack McClinton vs. North Carolina, 2009	25
Steve Rich vs. St. John's, 1996	25
Dennis Burns vs. Dayton, 1988	25
Robert Hite vs. Florida Atlantic, 2004	24
Joe Wylie vs. South Florida, 1991	24
Dennis Burns vs. New Mexico, 1989	24
Dennis Burns vs. Oral Roberts, 1989	24

**FIELD GOALS ATTEMPTS, SEASON**

Rick Barry, 1964-65 (26)	651
Don Curnutt, 1969-70 (25)	644
Don Curnutt, 1968-69 (24)	613
Rick Barry, 1963-64 (27)	572
Don Curnutt, 1967-68 (28)	559
Mike McCoy, 1962-63 (28)	530
Johnny Hemsley, 1999-2000 (30)	488
Dick Miani, 1955-56 (26)	488
Mike McCoy, 1961-62 (26)	485
John Dampier, 1963-64 (27)	483

**RICK BARRY****DARIUS RICE**

**REGGIE JOHNSON**

shot a Miami-best 8-of-8 from the field versus Wake Forest, setting a new ACC Tournament freshman record.

**FIELD GOAL ATTEMPTS, CAREER**

Don Curnutt, 1967-70	1,816
Darius Rice, 2000-04	1,564
Rick Barry, 1962-65	1,564
Eric Brown, 1985-89	1,504
Tim James, 1995-99	1,431
Dennis Burns, 1985-89	1,409
Robert Hite, 2002-06	1,406
Dick Hickox, 1958-61	1,275
Johnny Hemsley, 1996-00	1,283
Jack McClinton, 2006-09	1,266
Mike McCoy, 1960-63	1,212

**FIELD GOAL PERCENTAGE, GAME**

(Since 1985-86)

<b>Reggie Johnson vs. Wake Forest, 2010 (8-8)</b>	<b>1.000</b>
Dwayne Collins vs. Tulane, 2010 (8-8)	1.000
Raymond Hicks vs. North Carolina A&T, 2008 (7-7)	1.000
Alex Fraser vs. Providence, 1997 (6-6)	1.000
Alex Fraser vs. Syracuse, 1996 (6-6)	1.000
Jamal Johnson vs. Florida A&M, 1993 (6-6)	1.000
Raymond Hicks vs. Georgia Tech, 2006 (5-5)	1.000
Raymond Hicks vs. Stetson, 2006 (5-5)	1.000
Anthony King vs. Virginia Tech, 2005 (5-5)	1.000
Anthony King vs. Morgan State, 2005 (5-5)	1.000
Rafael Berumen vs. New Hampshire, 2002 (5-5)	1.000
Elton Tyler vs. Florida Atlantic, 1999 (5-5)	1.000
Anthony Rosa vs. Seton Hall, 1994 (5-5)	1.000
Samarr Logan vs. George Mason, 1990 (5-5)	1.000
Eric Brown vs. Alabama State, 1987 (15-16)	.937
Eric Brown vs. Bethune-Cookman, 1988 (12-13)	.923
Tim James vs. Memphis, 1997 (11-12)	.917
Trevor Burton vs. Maine, 1991 (11-12)	.917

**FIELD GOAL PERCENTAGE, SEASON** (Minimum 200 Attempts)

Mario Bland, 1997-98 (122-200)	.610
Dwayne Collins, 2006-10 (128-212)	.604
Mario Bland, 1998-99 (125-212)	.590
Eric Brown, 1988-89 (255-437)	.584
Elton Tyler, 2001-02 (149-257)	.580
Eric Brown, 1987-88 (193-333)	.580
Rusty Parker, 1965-66 (140-254)	.551
Dwayne Collins, 2007-08 (120-218)	.550
Rick Barry, 1963-64 (314-572)	.549
Tito Horford, 1987-88 (176-326)	.540

**FIELD GOAL PERCENTAGE, CAREER**

(Minimum 4 FGM Per Game Played)

Eric Brown, 1985-89 (805-1504)	.535
Rick Barry, 1962-65 (816-1564)	.522
Donald Strong, 1970-71 (167-321)	.520
Rusty Parker, 1965-68 (472-915)	.516
Tito Horford, 1986-88 (313-613)	.511
Constantin Popa, 1991-95 (452-917)	.493
Dennis Burns, 1985-89 (690-1409)	.490
Joe Wylie, 1988-91 (501-1032)	.485
Tim James, 1995-99 (681-1431)	.476
Mike Wittman, 1964-67 (492-1040)	.473

**3-POINT FIELD GOALS MADE, GAME**

Johnny Hemsley vs. Lafayette, 1999	9
Samarr Logan vs. Boston College, 1990	8
Jack McClinton at Providence, 2009	7
Jack McClinton vs. North Carolina, 2009	7
Jack McClinton vs. Virginia, 2008	7
Robert Hite vs. Wake Forest, 2006	7
Robert Hite vs. FIU, 2004	7
Darius Rice vs. Connecticut, 2003	7
Darius Rice vs. Virginia Tech, 2001	7

**3-POINT FIELD GOALS MADE, SEASON**

Jack McClinton, 2008-09 (32)	101
Jack McClinton, 2007-08 (32)	94
Jack McClinton, 2006-07 (31)	91
Robert Hite, 2005-06 (34)	85
Marcus Barnes, 2001-02 (32)	79
Steven Edwards, 1992-93 (27)	79
Guillermo Diaz, 2005-06 (34)	78
Darius Rice, 2001-02 (32)	76
Robert Hite, 2004-05 (29)	72
Johnny Hemsley, 1998-99 (30)	70

**3-POINT FIELD GOALS MADE, CAREER**

Jack McClinton, 2006-09	286
Steven Edwards, 1992-96	265
Darius Rice, 2000-04	260
Robert Hite, 2002-06	228
Guillermo Diaz, 2003-06	174
James Dews, 2006-10	170
Kevin Presto, 1985-89	170
Johnny Hemsley, 1996-00	164
Jake Morton, 1988-93	136
Kevin Norris, 1994-98	134
James Jones, 1999-03	124

Note: 3-point FGs were adopted in 1986-87

**3-POINT FIELD GOALS ATTEMPTED, GAME**

Darius Rice vs. Virginia Tech, 2001	15
Jack McClinton at Providence, 2009	14
Jack McClinton at Georgia Tech, 2008	14
Marcus Barnes vs. Connecticut, 2001	14
Darius Rice vs. Florida State, 2003	13
Steven Edwards vs. Boston College, 1996	13
Steven Edwards vs. Robert Morris, 1994	13
14 occasions	12

**3-POINT FIELD GOALS ATTEMPTED, SEASON**

Marcus Barnes, 2001-02 (32)	229
Jack McClinton, 2008-09 (32)	223
Jack McClinton, 2007-08 (32)	220
Guillermo Diaz, 2005-06 (34)	214
Darius Rice, 2001-02 (32)	208
Jack McClinton, 2006-07 (31)	207
Robert Hite, 2005-06 (34)	207
Steven Edwards, 1992-93 (27)	207
Johnny Hemsley, 1999-2000 (30)	200
Steven Edwards, 1995-96 (28)	200

**3-POINT FIELD GOALS ATTEMPTED, CAREER**

Steven Edwards, 1992-96	766
Darius Rice, 2000-04	755
Jack McClinton, 2006-09	650
Robert Hite, 2002-05	593
James Dews, 2006-10	489
Johnny Hemsley, 1996-2000	487
Guillermo Diaz, 2003-06	458
Kevin Presto, 1985-89	453
Kevin Norris, 1994-98	407
Jake Morton, 1988-93	390
Marcus Barnes, 2000-02	370

**3-POINT FIELD GOAL PERCENTAGE, GAME** (Minimum 4 Attempts)

Robert Hite vs. Va. Tech, 2004 (5-5)	1.000
Trevor Burton vs. Georgetown, 1993 (5-5)	1.000
Samarr Logan vs. Davidson, 1990 (5-5)	1.000
Levertis Williams vs. FIU, 1988 (5-5)	1.000
Jack McClinton vs. Ohio State, 2009 (4-4)	1.000
Anthony Harris vs. Maryland, 2006 (4-4)	1.000
Jerome Scott vs. Pittsburgh, 1992 (4-4)	1.000
Joel Warren vs. Marist, 1988 (4-4)	1.000

**Adrian Thomas at Pepperdine, 2010 (5-6) .833**

James Dews vs. Florida Gulf Coast, 2010 (5-6)	.833
Jack McClinton at Duke, 2009 (5-6)	.833
Robert Hite vs. UMass, 2004 (5-6)	.833
Steve Frazier vs. FAU, 1995 (5-6)	.833
Jake Morton vs. Georgetown, 1993 (5-6)	.833

**Adrian Thomas vs. Wake Forest, 2009 (4-5) .800**

Jack McClinton vs. Stetson, 2008 (4-5)	.800
Trevor Burton vs. Davidson, 1991 (4-5)	.800
Joe Ross vs. Florida, 1991 (4-5)	.800
Jake Morton vs. BYU, 1989 (4-5)	.800
Jake Morton vs. Stanford, 1989 (4-5)	.800
Kevin Presto vs. BYU, 1989 (4-5)	.800

**3-POINT FIELD GOAL PERCENTAGE, SEASON**

(Minimum 30 Attempts)

Thomas Hocker, 1989-90 (27-55)	.491
James Jones, 2000-01 (41-87)	.471
Samarr Logan, 1989-90 (40-86)	.465
Guillermo Diaz, 2003-04 (34-76)	.461
Jack McClinton, 2008-09 (101-223)	.453
Jack McClinton, 2006-07 (91-207)	.440
Mike Noblet, 1986-87 (27-62)	.435
Jack McClinton, 2007-08 (94-220)	.427
Levertis Williams, 1987-88 (22-52)	.423
<b>Adrian Thomas, 2009-10 (67-159)</b>	<b>.421</b>

**3-POINT FIELD GOAL PERCENTAGE, CAREER**

(Minimum 75 Attempts)

Jack McClinton, 2006-09 (286-650)	.440
Thomas Hocker, 1987-90 (53-125)	.424
<b>Malcolm Grant, 2009-10 (61-148)</b>	<b>.412</b>
Trevor Burton, 1989-93 (75-189)	.397
<b>Adrian Thomas, 2005-10 (111-283)</b>	<b>.392</b>
Robert Hite, 2002-06 (228-593)	.384
James Jones, 1999-03 (124-324)	.383
Guillermo Diaz, 2003-06 (174-458)	.380
Samarr Logan, 1989-92 (100-265)	.377
Kevin Presto, 1985-89 (170-453)	.375

**CONSECUTIVE GAMES WITH 3-POINT FIELD GOAL MADE, CAREER**

Jack McClinton, 2008-09	35
Steven Edwards, 1994-95	32
Jack McClinton, 2007-08	30
Steven Edwards, 1993	26
Johnny Hemsley, 1998-99	20
Steven Edwards, 1995-96	20
Marcus Barnes, 2002	17
James Dews, 2007-08	16
<b>Adrian Thomas, 2010</b>	<b>15</b>
Darius Rice, 2001	15
<b>Malcolm Grant, 2010</b>	<b>14</b>
<b>Adrian Thomas, 2009</b>	<b>14</b>
Darius Rice, 2003	14
James Jones, 2001	14
Kevin Presto, 1988-89	14
Steven Edwards, 1994	14
Steve Frazier, 1994	14

**FREE THROWS MADE, GAME**


Rick Barry vs. Florida Southern, 1965	22
Ron Godfrey vs. Oklahoma City, 1960	22
Rick Barry vs. Rollins, 1965	19
Rick Barry vs. St. Joseph's (PA), 1964	19
Rick Barry vs. St. Mary's, 1965	17
Rick Barry vs. Tampa, 1965	17
Rick Barry vs. San Francisco, 1964	17
Joe Munley vs. Ky-Wesleyan, 1957	17
Jack McClinton vs. NC State, 2009	16
Dick Hickox vs. Stetson, 1959	16
8 occasions	15


**FREE THROWS MADE, SEASON**

Rick Barry, 1964-65 (26)	293
Eric Brown, 1988-89 (31)	246
Rick Barry, 1963-64 (27)	242
Eric Brown, 1987-88 (30)	161
Ron Godfrey, 1959-60 (27)	159
Dick Hickox, 1959-60 (27)	158
Mike Wittman, 1965-66 (26)	151
Mike Wittman, 1966-67 (26)	147
Gene Stage, 1956-57 (26)	145
Joe Wylie, 1990-91 (28)	143
Don Curnutt, 1969-70 (25)	143

**FREE THROWS MADE, CAREER**

Rick Barry, 1962-65	666
Eric Brown, 1985-89	633
Dick Hickox, 1958-61	409
Eric Brown, 1985-89	387
Don Curnutt, 1967-70	380
Ron Godfrey, 1958-61	348
Darius Rice, 2000-04	343
Mike Wittman, 1964-67	335
Jack McClinton, 2006-09	332
Tim James, 1995-99	331

**JACK McCLINTON****MALCOLM GRANT**



ERIC BROWN

**FREE THROWS ATTEMPTED, GAME**

(Since 1985-86)

Eric Brown vs. Brigham Young, 1989	19
Eric Brown vs. Marquette, 1989	17
Eric Brown vs. Tennessee Tech, 1989	17
Eric Brown vs. Providence, 1987	17
Jack McClinton vs. NC State, 2009	16
Dwayne Collins vs. Florida Atlantic, 2009	16
Robert Hite vs. North Carolina, 2006	16
Clifton Clark vs. Florida Atlantic, 2004	16
John Salmons vs. West Virginia, 2001	16
Steven Edwards vs. St. John's, 1995	16
Hammie Ward at Tennessee, 1991	16
Eric Brown vs. Virginia Commonwealth, 1988	16
Eric Brown vs. Bethune-Cookman, 1988	16

**FREE THROWS ATTEMPTED, SEASON**

Rick Barry, 1964-65 (26)	341
Eric Brown, 1988-89 (31)	310
Rick Barry, 1963-64 (27)	287
Eric Brown, 1987-88 (30)	229
Willie Allen, 1970-71 (25)	227
Ron Godfrey, 1959-60 (27)	207
Mike Wittman, 1965-66 (26)	206
Dick Hickox, 1959-60 (27)	198
Joe Wylie, 1990-91 (28)	194
Dwayne Collins, 2008-09 (32)	192

**FREE THROWS ATTEMPTED, CAREER**

Eric Brown, 1985-89	840
Rick Barry, 1962-65	786
Dwayne Collins, 2006-10	567
Willie Allen, 1968-71	553
Tim James, 1995-99	514
Dick Hickox, 1958-61	512
Ron Godfrey, 1958-61	469
Don Curnutt, 1967-70	456
Joe Wylie, 1988-91	451
Darius Rice, 2000-04	443

**FREE THROW PERCENTAGE, GAME**

(Since 1985-86)

Jack McClinton vs. NC State, 2009 (16-16)	1.000
Jack McClinton vs. St. Mary's, 2008 (11-11)	1.000
Lance Hurdle vs. Boston College, 2008 (10-10)	1.000
Jack McClinton vs. Georgia Tech, 2006 (10-10)	1.000
Guillermo Diaz vs. Virginia, 2005 (10-10)	1.000
Robert Hite vs. Rutgers, 2004 (10-10)	1.000
Johnny Hemsley vs. Georgia State, 1997 (10-10)	1.000
Kevin Norris vs. Buffalo, 1996 (10-10)	1.000
Steve Edwards vs. Villanova, 1993 (10-10)	1.000
Joe Wylie vs. West Virginia, 1991 (10-10)	1.000
Lemuel Howard vs. Duquesne, 1988 (10-10)	1.000
Darius Rice vs. Providence, 2002 (9-9)	1.000
John Salmons vs. Villanova, 2001 (9-9)	1.000
14 occasions (8-8)	1.000

**FREE THROW PERCENTAGE, SEASON** (Minimum 50 Attempts)

Jack McClinton, 2007-08 (114-124)	.919
James Dews, 2007-08 (49-54)	.907
Jack McClinton, 2006-07 (102-114)	.895
Jack McClinton, 2008-09 (116-131)	.885
Dod Hammond, 1959-60 (64-73)	.877
Rick Jones, 1965-66 (134-153)	.876

Robert Hite, 2004-05 (71-82)	.866
Lance Hurdle, 2007-08 (96-111)	.865
Robert Hite, 2003-04 (68-79)	.861
Don Curnutt, 1969-70 (143-166)	.861
Rick Barry, 1964-65 (293-341)	.859
Johnny Hemsley, 1999-00 (90-106)	.849
Brian Asbury, 2007-08 (82-97)	.845
Rick Barry, 1963-64 (242-287)	.843
John Salmons, 2001-02 (123-146)	.842

**FREE THROW PERCENTAGE, CAREER** (Minimum 2 FTM Per Game Played)

Jack McClinton, 2006-09 (332-369)	.900
Dod Hammond, 1959-60 (64-73)	.877
Lance Hurdle, 2007-08 (96-111)	.865
Robert Hite, 2002-06 (245-289)	.848
Rick Barry, 1962-65 (665-786)	.846
Rick Jones, 1964-67 (281-337)	.834
Don Curnutt, 1967-70 (380-456)	.833
James Jones, 1999-03 (304-366)	.831
Johnny Hemsley, 1996-00 (273-339)	.805
John Salmons, 1998-02 (310-385)	.805

**REBOUNDS, GAME**

Rick Barry vs. Oklahoma City, 1965	29
Wayne Canaday vs. Bucknell, 1969	28
Rick Barry vs. Rollins, 1965	27
Harry Manushaw vs. Florida State, 1959	27
Harry Manushaw vs. Morehead St., 1959	26
Rusty Parker vs. Florida State, 1968	25
Rick Barry vs. Cornell, 1963	25
Rick Barry vs. Houston, 1965	24
Rick Barry vs. Tampa, 1965	24
Wayne Beckner vs. Rollins, 1963	24
Harry Manushaw vs. Toronto, 1959	24

**REBOUNDS, SEASON**

Rick Barry, 1964-65 (26)	475
Rick Barry, 1963-64 (27)	448
Harry Manushaw, 1958-59 (25)	372
Rick Barry, 1962-63 (24)	351
Mike McCoy, 1962-63 (28)	350
Mike McCoy, 1961-62 (26)	336
Bill Soens, 1966-67 (26)	330
Wayne Canaday, 1969-70 (26)	327
Edwin Morris, 1955-56 (26)	322
Harry Manushaw, 1959-60 (27)	321

**REBOUNDS, CAREER**

Rick Barry, 1962-65	1,274
Willie Allen, 1968-71	916
Harry Manushaw, 1958-61	914
Dwayne Collins, 2006-10	879
Mike McCoy, 1960-63	857
Tim James, 1995-99	856
Eric Brown, 1985-89	855
Anthony King, 2003-08	824
Edwin Morris, 1955-58	787
Ron Godfrey, 1958-61	767
Joe Wylie, 1988-91	758
Constantin Popa, 1991-95	701

**ASSISTS, GAME**

Michael Gardner vs. Pittsburgh, 1993	14
John Salmons vs. Notre Dame, 2002	13
Bryan Hughes vs. The Citadel, 1985	13
Vernon Jennings vs. Bethune-Cookman, 2000	12
Vernon Jennings vs. Pittsburgh, 1999	12
Thomas Hocker vs. Florida State, 1990	12
Thomas Hocker vs. Tulane, 1990	12
John Salmons vs. St. John's, 2002	11
Vernon Jennings vs. Notre Dame, 2000	11
Vernon Jennings vs. Syracuse, 1999	11
Kevin Norris vs. Florida Atlantic, 1997	11
Michael Gardner vs. Syracuse, 1993	11
Jerome Scott vs. St. Joseph's (PA), 1991	11
Kevin Presto vs. Alabama State, 1987	11
11 occasions	10

**ASSISTS, SEASON**

Vernon Jennings, 1999-00 (32)	218
John Salmons, 2001-02 (32)	195
Vernon Jennings, 1998-99 (30)	167
Michael Gardner, 1992-93 (27)	154
Kevin Norris, 1996-97 (29)	142
Thomas Hocker, 1989-90 (27)	139
Kevin Norris, 1997-98 (28)	138
Thomas Hocker, 1987-88 (31)	136
Anthony Harris, 2004-05 (29)	133
Bryan Hughes, 1985-86 (28)	129

**ASSISTS, CAREER\***

Vernon Jennings, 1996-00	520
Kevin Norris, 1994-98	493
John Salmons, 1998-02	429
Kevin Presto, 1985-89	412
Thomas Hocker, 1987-90	384
Anthony Harris, 2002-07	330
Michael Gardner, 1991-94	319
Steven Edwards, 1992-96	312
Mike Simmons, 1998-03	263
Jerome Scott, 1988-92	257
Jack McClinton, 2006-09	239
Guillermo Diaz, 2003-06	238
Dennis Burns, 1985-89	236
Joel Warren, 1985-89	225
Trevor Burton, 1989-93	223

**STEALS, GAME**

Jerome Scott vs. FIU, 1991	9
Vernon Jennings vs. West Virginia, 2000	7
12 occasions	6

**STEALS, SEASON**

Jerome Scott, 1991-92 (32)	77
Vernon Jennings, 1999-2000 (32)	75
Jerome Scott, 1990-91 (28)	70
Robert Hite, 2003-04 (30)	61
Vernon Jennings, 1998-99 (30)	60
John Salmons, 2001-02 (32)	57
John Salmons, 2000-01 (29)	57
Steven Edwards, 1992-93 (27)	56
Michael Gardner, 1992-93 (27)	52
Robert Hite, 2005-06 (34)	50
John Salmons, 1999-2000 (34)	50
Kevin Norris, 1994-95 (28)	49
Dennis Burns, 1987-88 (31)	48

**STEALS, CAREER\***

Kevin Norris, 1994-98	208
Vernon Jennings, 1996-00	199
John Salmons, 1998-02	192
Robert Hite, 2002-06	187
Jerome Scott, 1988-92	187
Jake Morton, 1988-93	167
Kevin Presto, 1985-89	154
Mike Simmons, 1998-03	141
Steven Edwards, 1992-96	138
James Jones, 1999-03	137
Dennis Burns, 1985-89	136
Darius Rice, 2000-04	129
Tim James, 1995-99	127
Guillermo Diaz, 2003-06	123
Eric Brown, 1985-89	122

**BLOCKED SHOTS, GAME**

Anthony King vs. Florida Atlantic, 2004	13
James Jones vs. FIU, 2001	8
Tim James vs. West Virginia, 1996	8
Constantin Popa vs. Florida Atlantic, 1992	8
Anthony King vs. Marist, 2008	7
James Jones vs. North Carolina, 2003	7
James Jones vs. Florida Atlantic, 2000	7
Constantin Popa vs. St. John's, 1995	7
Constantin Popa vs. Bethune-Cookman, 1993	7
Tito Horford vs. South Carolina, 1987	7

**BLOCKED SHOTS, SEASON**

Anthony King, 2004-05 (29)	86
Constantin Popa, 1992-93 (27)	85
Tito Horford, 1987-88 (30)	80
James Jones, 2001-02 (32)	78
Anthony King, 2005-06 (34)	65
Tim James, 1998-99 (30)	65
Tim James, 1996-97 (29)	64
Constantin Popa, 1991-92 (32)	64
Constantin Popa, 1993-94 (27)	59
Constantin Popa, 1994-95 (28)	55
James Jones, 2002-03 (28)	50
Tim James, 1995-96 (28)	50
Anthony King, 2007-08 (34)	48
Elton Tyler, 2001-02 (32)	48
Dwayne Wimbley, 2000-01 (29)	48

**BLOCKED SHOTS, CAREER\***

Constantin Popa, 1991-95	263
Tim James, 1995-99	224
Anthony King, 2003-08	219
James Jones, 1999-03	192
Tito Horford, 1986-88	125
Dennis Burns, 1985-89	123
Elton Tyler, 1997-2000, 2001-02	114
Jimmy Graham, 2005-09	104
Dwayne Wimbley, 1997-01	96
Dwayne Collins, 2006-10	93
Gary Hamilton, 2002-06	85
Joe Wylie, 1988-91	84
Eric Brown, 1985-89	84
John Salmons, 1998-02	81

**ANTHONY KING****KEVIN NORRIS**





JAMES DEWS

**PERSONAL FOULS, SEASON**

Hammie Ward, 1991-92 (32)	115
Constantin Popa, 1992-93 (27)	103
Constantin Popa, 1991-92 (32)	101
Kevin O'Riordan, 1970-71 (26)	101
Mike Hutslar, 1969-70 (23)	100
Ron Godfrey, 1960-61 (27)	100
Ron Godfrey, 1959-60 (27)	99
Jimmy Graham, 2007-08 (32)	98
Gary Hamilton, 2005-06 (34)	96
Tim Harvey, 1985-86 (27)	94

**PERSONAL FOULS, CAREER**

Constantin Popa, 1991-95	375
Eric Brown, 1985-89	332
John Salmons, 1998-02	316
Hammie Ward, 1989-93	311
Jake Morton, 1988-93	308
Mario Bland, 1996-00	305
Gary Hamilton, 2002-06	297
Jimmy Graham, 2005-09	290
Ron Godfrey, 1958-61	283
Kevin Presto, 1985-89	277
Dwayne Collins, 2006-10	270
Vernon Jennings, 1996-00	269

**DISQUALIFICATIONS, SEASON**

Bill Soens, 1967-68 (28)	9
Bill Soens, 1966-67 (26)	9
Ron Godfrey, 1960-61 (27)	9
Hammie Ward, 1990-91 (28)	8
Tim Harvey, 1985-86 (27)	8
Mike Hutslar, 1969-70 (23)	8
Mike Hutslar, 1968-69 (24)	8
Rusty Parker, 1965-66 (26)	8
Ed Morris, 1956-57 (26)	8
Ed Morris, 1955-56 (26)	8

**DISQUALIFICATIONS, CAREER**

Mike Hutslar, 1967-70	25
Rusty Parker, 1965-68	21
Edwin Morris, 1955-58	20
Hammie Ward, 1989-93	18
Bill Soens, 1966-68	18
Eric Brown, 1985-89	18
Constantin Popa, 1991-95	18
Ron Godfrey, 1958-61	16
Willie Allen, 1968-71	15
Mark Richardson, 1985-89	15

**GAMES STARTED, SEASON**

Anthony King, 2007-08 (34)	34
Anthony King, 2005-06 (34)	34
Guillermo Diaz, 2005-06 (34)	34
Robert Hite, 2005-06 (34)	34
Mario Bland, 1999-2000 (34)	34
Elton Tyler, 1999-2000 (34)	34
John Salmons, 1999-2000 (34)	34
James Dews, 2009-10 (33)	33
James Dews, 2007-08 (34)	33
John Salmons, 2001-02 (32)	32
James Jones, 2001-02 (32)	32
Elton Tyler, 2001-02 (32)	32
Hammie Ward, 1991-92 (32)	32
Jerome Scott, 1991-92 (32)	32
Jack McClinton, 2008-09 (32)	31
Dwayne Collins, 2008-09 (32)	31

Brian Asbury, 2006-07 (31)	31
Darius Rice, 2001-02 (32)	31
Vernon Jennings, 1999-2000 (32)	31

**GAMES STARTED, CAREER\***

Darius Rice, 2000-04	113
Robert Hite, 2002-06	109
Kevin Norris, 1994-98	108
John Salmons, 1998-2002	106
Eric Brown, 1985-89	106
Anthony King, 2003-08	105
Dwayne Collins, 2006-10	99
Alex Fraser, 1993-97	98
Mario Bland, 1998-00	97
Steven Edwards, 1992-96	91
Kevin Presto, 1985-89	91
James Jones, 1999-2003	89
Tim James, 1995-99	85
Jack McClinton, 2006-09	83
Constantin Popa, 1991-95	83
James Dews, 2006-10	82
Guillermo Diaz, 2003-06	81

**CONSECUTIVE GAMES STARTED, CAREER\***

Kevin Norris, 1994-98	108
John Salmons, 1998-2002	106
James Jones, 1999-2003	89
Jerome Scott, 1990-92	72
Anthony King, 2004-06	71
Guillermo Diaz, 2003-06	69
Alex Fraser, 1994-96	67
Tim James, 1997-99	61
James Jones, 1999-2003	61
Dwayne Collins, 2008-2010	60
Mario Bland, 1998-2000	58
*-years listed are the years of the consecutive starts	

**GAMES PLAYED, CAREER**

James Dews, 2006-10	130
Brian Asbury, 2005-09	130
Dwayne Collins, 2006-10	126
Anthony King, 2003-08	126
Elton Tyler, 1997-00, 2001-02	124
John Salmons, 1998-2002	124
James Jones, 1999-2003	122
Robert Hite, 2002-06	121
Kevin Presto, 1985-89	121
Jimmy Graham, 2005-09	120
Mario Bland, 1996-2000	120
Eric Brown, 1985-89	120
Gary Hamilton, 2002-06	119
Dennis Burns, 1985-89	119
Mike Simmons, 1998-2003	118
Dwayne Wimbley, 1997-2001	118
Darius Rice, 2000-04	116
Tim James, 1995-99	115
Rodrigue Djahue, 2000-04	114
Kevin Norris, 1994-98	113
Constantin Popa, 1991-95	113
Jake Morton, 1988-93	113
Joel Warren, 1985-89	113
Raymond Hicks, 2004-08	112
Vernon Jennings, 1996-2000	111
Steven Edwards, 1992-96	110
Alex Fraser, 1993-97	110
Johnny Hemsley, 1996-2000	108

Mark Richardson, 1985-89	108
Trevor Burton, 1989-93	107
Anthony Harris, 2003-07	106
Jerome Scott, 1988-92	104
Hammie Ward, 1989-93	100

**MINUTES PLAYED, SEASON**

Guillermo Diaz, 2005-06 (34)	1,196
Robert Hite, 2005-06 (34)	1,127
Vernon Jennings, 1999-00 (32)	1,117
Jerome Scott, 1991-92 (32)	1,108
John Salmons, 1999-00 (34)	1,104
Johnny Hemsley, 1998-99 (30)	1,078
John Salmons, 2001-02 (32)	1,077
Johnny Hemsley, 1999-00 (30)	1,075
Darius Rice, 2001-02, (32)	1,051
James Jones, 2001-02 (32)	1,048
Jerome Scott, 1990-91 (28)	1,034
Jack McClinton, 2008-09 (32)	1,030
Kevin Presto, 1986-87 (31)	1,027
Eric Brown, 1988-89 (31)	1,016
Jack McClinton, 2007-08 (32)	1,007

**MINUTES PLAYED, CAREER\***

John Salmons, 1998-2002	3,786
Eric Brown, 1985-89	3,761
Darius Rice, 2000-04	3,727
Robert Hite, 2002-06	3,566
Kevin Presto, 1985-89	3,453
Tim James, 1995-99	3,371
James Jones, 1999-2003	3,351
Kevin Norris, 1994-98	3,255
James Dews, 2006-10	3,179
Dennis Burns, 1985-89	3,176
Johnny Hemsley, 1996-2000	3,170
Steven Edwards, 1992-96	3,062
Guillermo Diaz, 2003-06	3,032
Jack McClinton, 2006-09	3,013
Dwayne Collins, 2006-10	2,973
Anthony King, 2003-08	2,962
Vernon Jennings, 1996-2000	2,926

**20-POINT GAMES, SEASON**

Eric Brown, 1988-89 (31)	24
Rick Barry, 1964-65 (26)	24
Rick Barry, 1963-64 (27)	24
Don Curnutt, 1969-70 (25)	21
Don Curnutt, 1968-69 (24)	21
Don Curnutt, 1967-68 (28)	19
Mike Wittman, 1966-67 (27)	17
Dick Hickox, 1959-60 (27)	17
Jack McClinton, 2008-09 (32)	16
Joe Wylie, 1990-91 (28)	15


**20-POINT GAMES, CAREER**

Rick Barry, 1962-65	61
Don Curnutt, 1967-70	61
Eric Brown, 1985-89	54
Dick Hickox, 1958-61	41
Jack McClinton, 2006-09	37
Darius Rice, 2000-04	35
Mike Wittman, 1964-67	33
Johnny Hemsley, 1996-00	29
Joe Wylie, 1988-91	29
Tim James, 1995-99	28
Ron Godfrey, 1958-61	28
Willie Allen, 1968-71	28
Mike McCoy, 1960-63	27
Guillermo Diaz, 2003-06	25
Dennis Burns, 1985-89	24

**30-POINT GAMES, SEASON**

Rick Barry, 1963-64 ( 27)	19
Rick Barry, 1964-65 (26)	18
Don Curnutt, 1968-69 (24)	11
Don Curnutt, 1969-70 (25)	10
Eric Brown, 1988-89 (31)	9
Rusty Parker, 1967-68 (28)	5
Don Curnutt, 1967-68 (28)	4
Mike Wittman, 1966-67 (26)	4
John Dampier, 1963-64 (27)	4
Dick Hickox, 1959-60 (27)	4


**JOHN SALMONS**

**BRIAN ASBURY**

**HAMMIE WARD**

## OPPONENT INDIVIDUAL SINGLE-GAME HIGHS

**POINTS** 58  
Danny Ferry (Duke)  
12/10/88

**FIELD GOALS MADE** 23  
Danny Ferry (Duke)  
12/10/88

**FIELD GOALS ATTEMPTED** 31  
Victor Page (Georgetown)  
3/6/97

**FG%** 1.000 (11-11)  
Hakim Warrick (Syracuse)  
2/14/04

**3-PT FGM** 9  
Lewis Clinch (Georgia Tech)  
3/4/09  
Mike Hargett (George Mason)  
11/23/90

**3-PT FGA** 16  
Lewis Clinch (Georgia Tech)  
3/4/09  
Billy Donovan (Providence)  
1/20/87  
Jerome Coleman (Rutgers)  
2/17/02

**3-PT FG%** 1.000 (5-5)  
Jerry McCullough (Pittsburgh)  
1/12/94

**FREE THROWS MADE** 17  
Jason Lawson (Villanova)  
3/5/94  
Troy Bell (Boston College)  
1/13/01

**FREE THROWS ATTEMPTED** 21  
Jason Lawson (Villanova)  
3/5/94

**FT%** 1.000 (17-17)  
Troy Bell (Boston College)  
1/13/01

**REBOUNDS** 24  
Darrell Coleman (South Florida)  
3/1/88

**ASSISTS** 14  
Tommy Amaker (Duke)  
2/19/86  
Brandon Knight (Pittsburgh)  
3/8/02

**TURNOVERS** 11  
Zlatko Savovic (Lehigh)  
12/27/01

**BLOCKED SHOTS** 13  
Kyle Davis (Auburn)  
3/14/01

**STEALS** 8  
Eric Murdock (Providence)  
1/27/88

## SCORING LEADERS

YEAR	PLAYER	FG	FT	PTS
1926-27	No record available			
1927-28	Rodger Ashman			169
1928-29	Rodger Ashman	49	18	116
1929-31	No record available			
1931-32	Polger	71	25	167
1932-38	No team			
1938-39	No record available			
1939-40	John Tobin	86	24	196
1940-41	John Tobin	71	27	169
1941-42	John Tobin	91	39	221
1943-45	No records available			
1945-46	Louis Edwards	53	17	123
1946-47	Bob Campbell	164	39	367
1947-48	Abe Friedman	92	37	221
1948-49	Bob Campbell	164	39	367
1949-50	Mackey MacDonald	134	48	316
1950-51	Sy Chadroff	107	54	268
1951-52	Sy Chadroff	180	999	459
1952-53	Howard Keene	112	126	350
1953-54	Willie Schayowitz	95	37	227
1954-55	Dick Miani	114	73	301
1955-56	Dick Miani	186	139	511
1956-57	Gene Stage	158	145	461
1957-58	Gene Stage	137	79	353
1958-59	Dick Hickox	161	131	453
1959-60	Dick Hickox	219	158	596
1960-61	Dick Hickox	180	120	480
1961-62	Mike McCoy	199	80	478
1962-63	Mike McCoy	237	80	554
1963-64	Rick Barry	314	242	870
1964-65	Rick Barry	340	293	973
1965-66	Mike Wittman	208	151	567
1966-67	Mike Wittman	219	147	585
1967-68	Don Curnutt	268	99	635
1968-69	Don Curnutt	262	138	662
1969-70	Don Curnutt	283	143	709
1970-71	Willie Allen	184	129	497
1972-85	No team			
1985-86	Eric Brown	174	112	460
1986-87	Eric Brown	183	114	460
1987-88	Eric Brown	193	161	551
1988-89	Eric Brown	255	246	765
1989-90	Joe Wylie	210	91	514
1990-91	Joe Wylie	186	143	515
1991-92	Jerome Scott	100	122	371
1992-93	Steven Edwards	127	97	430
1993-94	Jamal Johnson	102	53	257
1994-95	Steven Edwards	102	91	359
1995-96	Steven Edwards	114	68	361
1996-97	Tim James	165	73	405
1997-98	Tim James	184	97	469
1998-99	Tim James	215	115	557
1999-00	Johnny Hemsley	194	90	542
2000-01	Darius Rice	140	67	409
2001-02	Darius Rice	155	92	478
2002-03	Darius Rice	170	99	506
2003-04	Darius Rice	166	85	472
2004-05	Guillermo Diaz	190	97	538
2005-06	Guillermo Diaz	194	120	586
2006-07	Jack McClinton	163	102	519
2007-08	Jack McClinton	179	114	566
2008-09	Jack McClinton	200	116	617
2009-10	James Dews	147	35	381

## REBOUNTING LEADERS

YEAR	PLAYER	OFF	DEF	TOTAL
1950-51	Howard Keene	---	---	271
1951-52	Howard Keene	---	---	218
1952-54	No record available			
1954-55	Ken Ryskamp	---	---	181
1955-56	Ed Morris	---	---	322
1956-57	Ed Morris	---	---	246
1957-58	Dick Berghoff	---	---	278
1958-59	Harry Manushaw	---	---	372
1959-60	Harry Manushaw	---	---	321
1960-61	Ron Godfrey	---	---	256
1961-62	Mike McCoy	---	---	338
1962-63	Rick Barry	---	---	351
1963-64	Rick Barry	---	---	448
1964-65	Rick Barry	---	---	475
1965-66	Mike Wittman	---	---	260
1966-67	Billy Soens	---	---	330
1967-68	Billy Soens	---	---	299
1968-69	Wayne Canaday	---	---	319
1969-70	Wayne Canaday	---	---	327
1970-71	Willie Allen	---	---	316
1972-85	No team			
1985-86	Eric Brown	---	---	208
1986-87	Tito Horford	59	178	241
1987-88	Tito Horford	65	206	271
1988-89	Eric Brown	81	168	249
1989-90	Joe Wylie	89	177	266
1990-91	Joe Wylie	110	169	279
1991-92	Constantin Popa	64	88	152
1992-93	Constantin Popa	76	121	197
1993-94	Constantin Popa	57	105	162
1994-95	Constantin Popa	76	114	190
1995-96	Steve Rich	70	90	160
1996-97	Tim James	88	108	196
1997-98	Tim James	90	173	263
1998-99	Tim James	83	163	246
1999-00	Mario Bland	90	147	237
2000-01	John Salmons	62	111	173
2001-02	James Jones	65	138	203
2002-03	James Jones	52	117	169
2003-04	Darius Rice	55	123	178
2004-05	Anthony King	91	134	231
2005-06	Anthony King	104	132	236
2006-07	Dwayne Collins	105	102	207
2007-08	Anthony King	83	156	239
2008-09	Dwayne Collins	95	132	227
2009-10	Dwayne Collins	85	140	225

Only seven players in program history have led the Hurricanes in scoring at least three-straight seasons: John Tobin (1940, 41, 42), Dick Hickox (1959, 60, 61), Don Curnutt (1968, 69, 70), Eric Brown (1986, 87, 88, 89), Tim James (1997, 98, 99), Darius Rice (2001, 02, 03, 04) and Jack McClinton (2007, 08, 09).

## ASSIST LEADERS\*

YEAR	PLAYER	ASSISTS
1985-86	Bryan Hughes	129
1986-87	Kevin Presto	117
1987-88	Thomas Hocker	136
1988-89	Thomas Hocker	109
1989-90	Thomas Hocker	139
1990-91	Jerome Scott	111
1991-92	Michael Gardner	98
1992-93	Michael Gardner	154
1993-94	Torey McCormick	85
1994-95	Kevin Norris	102
1995-96	Kevin Norris	111
1996-97	Kevin Norris	142
1997-98	Kevin Norris	138
1998-99	Vernon Jennings	167
1999-00	Vernon Jennings	218
2000-01	John Salmons	115
2001-02	John Salmons	195
2002-03	Armondo Surratt	93
2003-04	Armondo Surratt	121
2004-05	Anthony Harris	133
2005-06	Guillermo Diaz	97
2006-07	Anthony Harris	110
2007-08	Lance Hurdle	82
	Jack McClinton	82
2008-09	Jack McClinton	91
2009-10	Malcolm Grant	117

## BLOCKED SHOT LEADERS\*

YEAR	PLAYER	BLOCKS
1985-86	Tim Harvey	46
1986-87	Tito Horford	45
1987-88	Tito Horford	80
1988-89	Dennis Burns	36
1989-90	Joe Wylie	32
1990-91	Joe Wylie	37
1991-92	Constantin Popa	64
1992-93	Constantin Popa	85
1993-94	Constantin Popa	59
1994-95	Constantin Popa	55
1995-96	Tim James	50
1996-97	Tim James	64
1997-98	Tim James	45
1998-99	Tim James	65
1999-00	Elton Tyler	34
2000-01	Dwayne Wimbley	48
2001-02	James Jones	78
2002-03	James Jones	50
2003-04	Gary Hamilton	26
2004-05	Anthony King	86
2005-06	Anthony King	65
2006-07	Brian Asbury	20
2007-08	Anthony King	48
2008-09	Jimmy Graham	36
2009-10	Dwayne Collins	32

## STEAL LEADERS\*

Year	Player	Steals Total
1985-86	Bryan Hughes	42
1986-87	Kevin Presto	44
1987-88	Dennis Burns	48
1988-89	Eric Brown	44
1989-90	Jake Morton	45
1990-91	Jerome Scott	70
1991-92	Jerome Scott	77
1992-93	Steven Edwards	56
1993-94	Torey McCormick	43
1994-95	Kevin Norris	49
1995-96	Kevin Norris	45
1996-97	Clifton Clark	47
1997-98	Kevin Norris	68
1998-99	Vernon Jennings	60
1999-00	Vernon Jennings	75
2000-01	John Salmons	57
2001-02	John Salmons	57
2002-03	James Jones	44
2003-04	Robert Hite	61
2004-05	Robert Hite	45
2005-06	Robert Hite	50
2006-07	Brian Asbury	46
2007-08	James Dews	28
2008-09	Dwayne Collins	31
2009-10	Durand Scott	41

\* Did not become an official NCAA statistic until 1985-86



JOE WYLIE



CONSTANTIN POPA

	FG-FGA	PCT	3FG-FGA	PCT	FT-FTA	PCT	OFF-DEF-REB	AVG	PF-DQ	A	TO	BLK	STL	PTS-AVG
<b>1955-56</b>														
Miami Hurricanes	789-2043	.386	---	---	592-839	.706	1271	48.9	545-30	---	---	---	---	2170-83.5
Opponents	759-1976	.384	---	---	597-909	.657	1121	42.9	503-16	---	---	---	---	2115-81.3
<b>1956-57</b>														
Miami Hurricanes	691-1892	.365	---	---	647-914	.708	1198	46.1	531-24	---	---	---	---	2029-78.0
Opponents	786-1980	.396	---	---	595-880	.676	1343	51.6	546-23	---	---	---	---	2167-83.3
<b>1957-58</b>														
Miami Hurricanes	654-1636	.399	---	---	433-623	.697	999	45.4	419-12	---	---	---	---	1741-79.1
Opponents	625-1640	.381	---	---	391-585	.668	943	42.8	435-20	---	---	---	---	1641-74.6
<b>1958-59</b>														
Miami Hurricanes	808-1910	.421	---	---	574-825	.696	1252	50.1	510-19	---	---	---	---	2190-87.6
Opponents	769-2004	.384	---	---	481-817	.671	1029	41.1	565-30	---	---	---	---	2029-80.8
<b>1959-60</b>														
Miami Hurricanes	882-1961	.449	---	---	663-897	.739	1478	54.7	562-19	---	---	---	---	2427-89.9
Opponents	828-2034	.407	---	---	536-793	.676	1398	51.8	619-36	---	---	---	---	2192-81.2
<b>1960-61</b>														
Miami Hurricanes	888-1924	.462	---	---	454-679	.671	1395	51.5	509-20	---	---	---	---	2230-82.6
Opponents	766-1891	.405	---	---	504-721	.699	1208	45.1	501-17	---	---	---	---	2036-75.4
<b>1961-62</b>														
Miami Hurricanes	841-1994	.421	---	---	387-567	.683	1434	55.2	492-26	---	---	---	---	2069-79.7
Opponents	803-1875	.426	---	---	439-666	.659	1198	46.1	431-13	---	---	---	---	2045-78.7
<b>1962-63</b>														
Miami Hurricanes	982-2151	.457	---	---	545-739	.738	1559	55.7	490-14	---	---	---	---	2509-89.6
Opponents	880-2051	.435	---	---	441-651	.678	1155	41.2	532-30	---	---	---	---	2201-78.6
<b>1963-64</b>														
Miami Hurricanes	991-2194	.452	---	---	593-780	.760	1483	54.9	545-19	---	---	---	---	2575-95.4
Opponents	946-2060	.459	---	---	460-707	.645	1268	46.9	577-33	---	---	---	---	2352-87.1
<b>1964-65</b>														
Miami Hurricanes	958-2077	.461	---	---	642-807	.796	1462	55.2	521-18	---	---	---	---	2558-98.4
Opponents	865-1970	.436	---	---	460-680	.677	1145	44.0	588-32	---	---	---	---	2190-84.2
<b>1965-66</b>														
Miami Hurricanes	850-1920	.437	---	---	571-806	.709	1363	52.4	539-21	---	---	---	---	2271-87.3
Opponents	855-1971	.434	---	---	498-751	.663	1299	50.0	581-27	---	---	---	---	2208-84.9
<b>1965-66</b>														
Miami Hurricanes	850-1920	.437	---	---	571-806	.709	1363	52.4	539-21	---	---	---	---	2271-87.3
Opponents	855-1971	.434	---	---	498-751	.663	1299	50.0	581-27	---	---	---	---	2208-84.9
<b>1966-67</b>														
Miami Hurricanes	809-1814	.444	---	---	514-712	.722	1333	51.3	490-26	---	---	---	---	2126-81.8
Opponents	831-1839	.452	---	---	429-629	.682	1081	41.7	499-27	---	---	---	---	2091-80.4
<b>1967-68</b>														
Miami Hurricanes	905-1936	.467	---	---	558-765	.729	1337	47.8	531-30	---	---	---	---	2368-84.6
Opponents	937-2138	.438	---	---	545-788	.691	1345	48.0	532-18	---	---	---	---	2419-86.4
<b>1968-69</b>														
Miami Hurricanes	777-1731	.444	---	---	431-607	.710	1238	51.6	492-23	---	---	---	---	1985-82.0
Opponents	777-1702	.457	---	---	494-684	.722	1017	41.1	448-15	---	---	---	---	2048-85.0
<b>1969-70</b>														
Miami Hurricanes	911-2069	.442	---	---	471-684	.692	1289	49.5	527-26	---	---	---	---	2293-88.2
Opponents	992-2051	.484	---	---	537-743	.723	1347	51.8	518-13	---	---	---	---	2521-96.9
<b>1970-71</b>														
Miami Hurricanes	849-1954	.435	---	---	445-723	.616	1270	48.8	542-22	---	---	---	---	2143-82.4
Opponents	909-1893	.480	---	---	555-793	.669	1335	51.3	544-19	---	---	---	---	2373-91.3
<b>1985-86</b>														
Miami Hurricanes	805-1692	.476	---	---	396-603	.657	1059	37.8	468-22	453	441	109	156	2006-71.6
Opponents	902-1910	.472	---	---	327-500	.654	1061	37.9	545-18	499	356	54	228	2131-76.1



	FG-FGA	PCT	3FG-FGA	PCT	FT-FTA	PCT	OFF-DEF-REB	AVG	PF-DQ	A	TO	BLK	STL	PTS-AVG
<b>1986-87</b>														
Miami Hurricanes	869-1922	.452	127-332	.383	467-686	.681	363-791-1263	40.7	609-24	491	534	128	169	2332-75.2
Opponents	857-1954	.439	151-370	.408	470-710	.662	333-698-1150	37.1	621-29	435	433	48	282	2335-75.3
<b>1987-88</b>														
Miami Hurricanes	897-1826	.491	132-374	.353	527-736	.716	306-771-1151	37.1	558-9	542	563	175	198	2453-79.1
Opponents	922-2104	.438	116-338	.343	440-645	.682	431-668-1190	38.4	618-12	475	472	60	288	5400-77.4
<b>1988-89</b>														
Miami Hurricanes	1024-2083	.492	173-496	.349	588-832	.707	317-739-1164	37.5	678-23	583	513	102	287	2809-90.6
Opponents	1040-2129	.488	146-385	.379	552-838	.659	419-772-1302	42.0	666-23	516	542	62	256	2778-89.6
<b>1989-90</b>														
Miami Hurricanes	737-1723	.428	169-460	.367	371-572	.649	283-582-962	34.4	518-16	406	407	77	245	2014-71.9
Opponents	800-1688	.474	117-328	.357	415-606	.685	320-710-1146	40.9	506-22	407	471	71	163	2132-76.1
<b>1990-91</b>														
Miami Hurricanes	729-1657	.440	145-386	.376	424-604	.702	333-542-1002	35.8	524-24	381	458	86	230	2027-72.4
Opponents	770-1624	.474	142-426	.333	396-590	.671	298-556-985	35.2	551-16	425	442	84	190	2078-74.2
<b>1991-92</b>														
Miami Hurricanes	671-1692	.397	128-404	.314	471-736	.640	375-591-1098	34.3	701-8	372	500	131	259	1941-60.7
Opponents	709-1627	.436	168-446	.377	574-857	.670	431-710-1141	35.7	645-7	440	516	129	248	2160-67.5
<b>1992-93</b>														
Miami Hurricanes	692-1600	.433	186-521	.357	359-599	.599	392-586-978	36.2	575-21	449	421	128	421	1929-71.4
Opponents	683-1543	.443	138-356	.388	500-721	.693	389-664-1050	38.9	534-9	397	434	88	204	2004-74.2
<b>1993-94</b>														
Miami Hurricanes	638-1523	.419	138-428	.322	276-472	.585	382-685-1067	39.5	537-15	413	543	141	191	1690-62.6
Opponents	645-1626	.397	172-466	.369	447-661	.676	412-616-1028	38.1	483-14	388	371	97	286	1909-70.7
<b>1994-95</b>														
Miami Hurricanes	653-1627	.401	155-486	.319	370-568	.651	406-683-1089	38.9	542-15	377	485	123	218	1831-64.5
Opponents	658-1637	.402	177-546	.324	395-590	.669	410-664-1074	38.4	526-20	368	446	87	249	1888-67.4
<b>1995-96</b>														
Miami Hurricanes	667-1577	.423	145-455	.319	404-642	.629	411-676-1087	38.8	542-10	392	477	121	224	1883-67.3
Opponents	662-1601	.413	186-514	.362	363-539	.673	370-630-1000	35.7	566-19	363	451	87	229	1873-66.9
<b>1996-97</b>														
Miami Hurricanes	695-1169	.416	107-360	.297	390-603	.647	414-691-1105	38.1	560-17	406	488	173	235	1887-65.1
Opponents	632-1662	.380	146-507	.288	411-617	.666	445-681-1126	38.8	558-18	314	488	97	243	1821-62.8
<b>1997-98</b>														
Miami Hurricanes	735-1669	.440	114-397	.287	378-572	.661	388-732-1120	40.0	563-11	395	496	120	259	1962-70.1
Opponents	634-1672	.379	165-571	.289	403-622	.648	422-660-1082	38.6	521	352	502	72	241	1836-65.6
<b>1998-99</b>														
Miami Hurricanes	791-1671	.473	123-369	.333	473-677	.699	389-791-1180	39.3	521-8	458	575	158	259	2178-72.6
Opponents	695-1810	.384	193-614	.314	367-570	.644	429-607-1036	34.5	587	368	530	81	315	1950-65.0
<b>1999-00</b>														
Miami Hurricanes	849-1971	.431	132-440	.300	516-690	.748	489-793-1282	37.7	615-10	498	504	126	286	2346-69.0
Opponents	741-1883	.394	190-637	.298	455-669	.680	467-738-1205	35.4	639	406	615	110	232	2127-62.6
<b>2000-01</b>														
Miami Hurricanes	713-1728	.413	206-595	.346	407-568	.717	396-628-1024	35.3	567-10	409	434	137	257	2039-70.3
Opponents	677-1576	.430	187-541	.346	422-597	.707	372-711-1083	37.3	539	392	553	144	219	1963-67.7
<b>2001-02</b>														
Miami Hurricanes	818-1902	.430	236-684	.345	523-678	.771	388-786-1174	36.7	593-5	525	460	190	285	2395-74.8
Opponents	754-1885	.400	208-673	.309	440-652	.675	453-780-1233	38.5	609	401	554	121	236	2156-67.4
<b>2002-03</b>														
Miami Hurricanes	692-1627	.425	171-513	.333	401-559	.717	370-648-1018	36.4	557-11	393	463	119	272	1956-69.9
Opponents	664-1523	.436	183-503	.364	413-597	.692	318-653-971	34.7	517	348	497	113	240	1924-68.7
<b>2003-04</b>														
Miami Hurricanes	793-1765	.449	177-523	.338	385-546	.705	387-673-1060	35.5	572-10	406	462	105	256	2148-71.6
Opponents	736-1629	.452	155-454	.341	440-647	.680	343-674-1017	33.9	514	409	514	111	243	2067-68.9

	FG-FGA	PCT	3FG-FGA	PCT	FT-FTA	PCT	OFF-DEF-REB	AVG	PF-DQ	A	TO	BLK	STL	PTS-AVG
<b>2004-05</b>														
Miami Hurricanes	761-1768	.430	197-561	.351	352-523	.673	433-714-1147	39.6	484-11	337	376	139	209	2071-71.4
Opponents	724-1700	.426	236-653	.361	336-508	.661	355-669-1024	35.3	503-7	369	398	117	170	2020-69.7
<b>2005-06</b>														
Miami Hurricanes	825-1895	.435	218-625	.349	440-631	.697	446-741-1187	34.9	603-10	399	421	135	241	2308-67.9
Opponents	728-1756	.415	245-663	.370	512-711	.720	386-722-1108	32.6	584-5	447	479	126	192	2213-65.1
<b>2006-07</b>														
Miami Hurricanes	833-1916	.435	208-588	.354	405-577	.702	451-673-1124	35.1	624-18	398	405	93	202	2279-71.2
Opponents	779-1681	.463	259-677	.383	515-742	.694	341-721-1062	33.2	588-9	460	442	136	171	2332-72.9
<b>2007-08</b>														
Miami Hurricanes	867-1985	.437	236-613	.385	572-766	.747	433-860-1293	38.0	638-12	451	454	157	202	2542-74.8
Opponents	803-1972	.407	239-677	.353	464-695	.668	432-790-1222	35.9	678-17	400	494	136	218	2309-67.9
<b>2008-09</b>														
Miami Hurricanes	796-1865	.427	251-682	.368	482-706	.683	463-809-1272	39.8	539-8	406	427	122	194	2325-72.7
Opponents	738-1863	.396	226-703	.321	421-579	.727	378-729-1107	34.6	618-18	427	412	125	205	2123-66.3
<b>2009-10</b>														
Miami Hurricanes	843-1820	.463	245-670	.366	459-677	.678	385-801-1186	35.9	573-12	461	464	146	229	2390-72.4
Opponents	737-1813	.407	210-635	.331	452-645	.701	371-711-1082	32.8	584-14	417	448	105	239	2136-64.7



## OVERTIME GAMES (30-37)

DATE	OPPONENT	W/L	SCORE
12/29/48	Princeton	L (2OT)	55-62
1/12/51	Tampa	L (OT)	75-77
2/6/51	La Salle	W (OT)	77-75
2/13/54	at Fla Southern	W (2OT)	77-70
12/30/58	Miami (Ohio)	L (OT)	87-89
1/2/60	South Carolina	W (OT)	107-106
1/13/60	at Jacksonville	W (OT)	78-70
1/4/61	Miami (Ohio)	W (2OT)	102-100
1/13/61	at Jacksonville	W (OT)	93-84
1/6/62	Oklahoma City	L (OT)	113-118
11/30/62	Florida	W (OT)	91-87
1/12/62	at Florida State	L (OT)	74-77
12/14/63	at Nevada	W (OT)	81-78
12/28/63	vs. Syracuse	L (OT)	85-86
2/15/64	at Loyola (N.O.)	W (OT)	97-90
12/28/65	Louisville	L (OT)	84-85
2/1/69	Morehead State	W (OT)	92-91
3/1/69	Florida State	L (OT)	86-89
2/13/70	at Pepperdine	L (OT)	90-93
2/19/71	vs. Oklahoma City	L (OT)	91-94
1/29/71	at Fla Southern	L (OT)	95-96
1/18/86	Arizona	L (OT)	74-81
12/29/86	vs. Yale	W (OT)	78-75
1/24/87	Marquette	W (OT)	91-89
1/31/87	at San Diego St	W (OT)	83-82
2/1/88	vs. Marist	W (OT)	79-76
2/4/88	Monmouth	L (OT)	62-64
1/3/89	at Rutgers	W (OT)	99-94
2/6/89	South Florida	W (2OT)	106-104
1/1/90	at George Mason	W (OT)	101-91
1/18/90	Florida State	W (2OT)	101-97
12/19/90	at SMU	L (2OT)	88-93
12/27/90	vs. Miami (Ohio)	L (2OT)	99-101
2/11/91	Memphis State	L (OT)	82-83
3/4/92	Seton Hall	L (OT)	82-90
2/25/95	at Boston College	W (OT)	77-71
2/28/95	Pittsburgh	W (OT)	76-68
12/23/95	Clemson	L (OT)	52-66
2/20/96	at St. John's	W (OT)	96-91
1/18/97	Georgetown	W (OT)	68-65
3/5/97	vs. St. John's	W (OT)	76-68
1/20/99	Connecticut	L (OT)	68-70
3/5/00	St. John's	L (OT)	74-70
1/15/02	Pittsburgh	W (OT)	76-69
1/19/02	Providence	W (2OT)	102-96
3/7/02	vs. Georgetown	W (OT)	84-76
12/3/02	at Florida Atlantic	L (OT)	73-74
12/21/02	vs. Florida	L (2OT)	93-94
1/4/03	North Carolina	W (OT)	64-61
1/11/03	at Connecticut	L (OT)	80-83
2/8/03	Villanova	L (OT)	67-72
1/10/04	Pittsburgh	L (2OT)	80-84
1/31/04	Georgetown	L (OT)	80-87
2/4/04	at Rutgers	L (OT)	70-72
2/11/04	Boston College	L (OT)	72-74
11/27/04	vs. Xavier	L (OT)	70-83
2/6/05	Maryland	W (OT)	75-73
1/29/06	at Florida State	W (OT)	84-78
2/8/06	NC State	L (2OT)	77-86
2/28/07	at Clemson	L (OT)	70-74
3/3/07	Florida State	L (OT)	90-98
3/9/07	vs. Boston College	L (OT)	71-74
1/19/08	at NC State	L (OT)	77-79
3/8/08	at Florida State	L (OT)	72-75
1/25/09	Virginia Tech	L (OT)	83-88
1/27/09	at NC State	L (OT)	81-84
2/7/09	at Duke	L (OT)	75-78

## MIAMI 100-POINT GAMES

DATE	OPPONENT	W/L	MIAMI	OPP.
1/9/52	Florida Southern	W	106	43
1/17/55	Tampa	W	103	76
2/17/55	at Tampa	W	105	89
1/24/57	Kentucky Wesleyan	W	100	95
1/8/58	Stetson	W	103	80
12/3/58	Rollins	W	104	87
12/5/58	Tampa	W	113	71
12/8/58	Florida Southern	W	107	80
1/31/59	Western Kentucky	W	109	95
2/23/59	Morehead State	W	102	85
12/1/59	Rollins	W	110	88
12/3/59	Jacksonville	W	106	98
12/28/59	Brigham Young	W	110	93
1/2/60	South Carolina	W (OT)	107	106
2/18/60	Florida Southern	W	121	85
2/22/60	Kentucky Wesleyan	W	104	95
2/27/60	Florida State	W	107	89
1/4/61	Miami (Ohio)	W (2OT)	102	100
2/1/61	Rollins	W	103	75
2/18/61	at Tampa	W	108	99
1/6/62	Oklahoma City	L (OT)	113	118
12/13/62	Florida Southern	W	116	93
1/9/63	at Jacksonville	W	103	91
1/30/63	at Rollins	W	120	72
2/5/63	Jacksonville	W	112	105
2/9/63	Louisville	W	112	84
2/12/63	Rollins	W	114	75
2/18/63	Tampa	W	112	91
12/3/63	Tampa	W	101	95
12/12/63	at St. Mary's (Calif.)	W	101	86
12/19/63	Rollins	W	108	90
1/4/64	Rhode Island	W	105	88
1/23/64	La Salle	W	121	99
1/28/64	at Rollins	W	127	85
1/29/64	at Tampa	W	134	104
2/4/64	Jacksonville	W	117	92
2/18/64	Florida Southern	W	120	79
12/1/64	Tampa	W	136	119
1/13/65	Florida Southern	W	124	93
1/16/65	Jacksonville	W	127	99
1/23/65	at Rollins	W	128	92
1/30/65	Oklahoma City	W	115	92
2/2/65	Miami (Ohio)	W	115	95
2/9/65	Tampa	W	141	110
2/13/65	Loyola (La.)	W	115	86
2/20/65	Houston	W	103	91
2/23/65	Rollins	W	148	79
12/1/65	Tampa	W	120	91
12/18/65	Ohio University	W	105	100
1/28/66	at Florida Southern	W	101	80
2/12/66	Jacksonville	W	117	104
2/28/66	Florida State	W	112	90
3/5/66	La Salle	W	108	102
1/10/67	Oklahoma City	W	111	109
1/14/67	Jacksonville	W	106	86
1/19/67	Florida Southern	W	102	83
3/1/67	Florida State	W	110	90
12/6/67	at Hawaii	W	102	83
12/12/67	Tampa	W	104	103
12/27/67	Dartmouth	W	100	81
12/28/67	New York University	W	102	91
1/6/68	Pittsburgh	W	100	84
2/10/68	Florida A&M	W	108	98
2/24/68	Creighton	W	106	93
1/5/70	Rhode Island	W	105	95
1/23/70	at Florida Southern	W	103	92
2/7/70	Florida A&M	W	118	111
2/17/70	La Salle	W	103	96
1/8/71	at Florida State	L	106	114
2/27/71	Florida State	W	100	94
1/31/86	vs. Brooklyn College	W	102	93
1/9/87	vs. PR-Rio Piedras	W	111	64

2/18/87	Florida International	W	102	81
2/28/87	Coppin State	W	115	76
12/21/87	Alabama State	W	110	107
12/29/87	vs. American	W	104	70
3/5/88	Central Florida	W	100	80
11/25/88	MD-Eastern Shore	W	108	80
11/28/88	Oral Roberts	W	108	103
12/10/88	Duke	L	102	117
12/16/88	Long Island Univ.	W	102	66
12/28/88	vs. Pennsylvania	W	102	69
1/28/89	Marquette	W	106	90
2/4/89	Brigham Young	W	107	86
2/6/89	South Florida W (2OT)		106	104
2/8/89	Tennessee Tech	W	111	101
2/22/89	at Texas	L	104	123
3/2/89	Savannah State	W	107	98
1/1/90	at George MasonW (OT)		101	91
1/18/90	Florida State W (2OT)		101	97
2/16/99	Villanova	W	103	82
11/30/99	Bethune-Cookman	W	102	75
1/19/02	Providence W (2OT)		102	96
1/3/04	Savannah State	W	105	65
11/9/07	Florida Southern	W	104	61
11/16/09	Nova Southeastern	W	108	58

## OPPONENT 100-POINT GAMES

DATE	OPPONENT	W/L	MIAMI	OPP.
1/25/52	Western Kentucky	L	74	102
12/21/53	Ohio State	L	81	106
2/11/54	at Stetson	L	56	108
2/20/56	Morehead State	L	89	102
12/3/56	Kentucky	L	75	114
12/8/56	at Akron	L	80	106
2/5/59	at Stetson	L	97	110
1/2/60	South Carolina W (OT)		107	106
3/8/60	vs. Western Kentucky	L	84	107
12/10/60	at Brigham Young	L	80	112
1/4/61	Miami (Ohio) W (2OT)		102	100
12/4/61	at Morehead State	L	81	107
1/6/62	Oklahoma City L (OT)		113	118
1/30/62	at Tampa	L	95	113
2/10/62	Loyola (La.)	L	70	113
2/5/63	Jacksonville	W	112	105
3/19/63	vs. Providence	L	96	106
1/9/64	at Florida	L	91	114
1/29/64	at Tampa	W	134	104
12/1/64	at Tampa	W	136	119
2/9/65	Tampa	W	141	110
12/9/65	at San Francisco	L	89	105
12/18/65	Ohio University	W	105	100
1/12/66	at Florida	L	66	111

2/12/66	Jacksonville	W	117	104
2/17/66	at Houston	L	96	111
3/5/66	La Salle	W	108	102
12/3/66	Florida	L	88	113
1/10/67	Oklahoma City	W	111	109
2/18/67	Houston	L	86	105
12/7/67	at Hawaii	L	76	110
12/12/67	Tampa	W	104	103
1/12/68	at Florida State	L	93	122
2/15/68	at Houston	L	64	106
12/6/68	vs. Florida State	L	84	111
12/7/68	vs. Florida	L	62	111
12/12/69	at UCLA	L	69	127
1/9/70	at Florida State	L	63	114
1/10/70	at Jacksonville	L	87	121
1/24/70	at Stetson	L	88	116
1/29/70	at Tulane	L	90	105
2/7/70	Florida A&M	W	118	111
2/12/70	at Centenary	L	86	107
2/14/70	at Houston	L	98	118
2/28/70	Florida State	L	96	112
3/4/70	Jacksonville	L	97	108
12/29/70	at Maryland	L	77	111
1/8/71	at Florida State	L	106	114
1/9/71	at Jacksonville	L	82	124
1/23/71	at Creighton	L	84	104
2/6/71	Loyola (La.)	L	88	107
12/21/85	at UCLA	L	64	109
2/19/86	at Duke	L	82	102
2/22/86	Notre Dame	L	73	126
12/6/86	at North Carolina	L	77	122
2/26/87	at Florida State	L	84	108
11/27/87	vs. Michigan	L	76	109
12/21/87	Alabama State	W	110	107
12/30/87	vs. Purdue	L	82	110
1/6/88	at Duke	L	69	107
2/27/88	DePaul	L	82	101
11/28/88	Oral Roberts	W	108	103
12/10/88	Duke	L	102	117
12/19/88	at Florida	L	81	101
1/7/89	at Georgetown	L	79	112
1/24/89	Providence	L	91	106
2/1/89	New Mexico	L	93	110
2/6/89	South Florida W (2OT)		106	104
2/8/89	Tennessee Tech	W	111	101
2/22/89	at Texas	L	104	123
1/10/90	Kansas	L	73	100
1/27/90	at Notre Dame	L	60	107
2/21/90	at Providence	L	67	101
12/27/90	Miami (Ohio) L (2OT)		99	101
1/3/07	at North Carolina	L	64	105

## MALCOLM GRANT &amp; DWAYNE COLLINS





## TOP 10 HOME ATTENDANCE

ATT	OPPONENT	SITE	RESULT	SCORE	DATE
15,147	Connecticut	Miami Arena	L	70-68 (OT)	1/20/99
11,263	Connecticut	Miami Arena	L	75-67	3/4/95
11,051	Ohio State	National Car Rental Center	W	72-64	12/27/98
10,896	Georgetown	Miami Arena	L	75-58	2/15/92
10,497	Rutgers	Miami Arena	W	68-63	2/27/99
10,419	Georgetown	Miami Arena	W	68-65 (OT)	1/18/97
10,231	Connecticut	Miami Arena	L	77-58	1/18/92
10,140	North Carolina	National Car Rental Center	L	78-68	12/18/99
10,135	Connecticut	Miami Arena	W	68-66	2/2/02
10,037	Notre Dame	Miami Arena	L	90-77	2/23/02

## YEARLY HOME ATTENDANCE

YEAR	SITE	TOTAL	GAMES	AVG	CONFERENCE GAMES		
					TOTAL	GAMES	AVG
1985-86	Knight Center	54,544	18	3,030	—	—	—
1986-87	Knight Center	43,129	17	2,537	—	—	—
1987-88	Knight Center	41,343	18	2,297	—	—	—
1988-89	Miami Arena	48,968	17	2,880	—	—	—
1989-90	Miami Arena	33,505	16	2,094	—	—	—
1990-91	Miami Arena	33,406	15	2,227	—	—	—
1991-92	Miami Arena	56,677	14	4,048	46,380	9	5,153
1992-93	Miami Arena	51,262	15	3,417	41,169	9	4,574
1993-94	Miami Arena	38,219	15	2,548	28,154	9	3,128
1994-95	Miami Arena	53,953	15	3,597	43,630	9	4,848
1995-96	Miami Arena	46,150	16	2,884	34,186	9	3,798
1996-97	Miami Arena	60,517	15	4,034	48,093	9	5,344
1997-98	Miami Arena	65,958	14	4,711	47,132	9	5,236
1998-99	Miami Arena	75,560	13	5,812	57,609	9	6,401
1999-00	Miami Arena	63,920	16	3,995	33,268	8	4,159
2000-01	Miami Arena	46,364	16	2,898	26,718	8	3,340
2001-02	Miami Arena	74,415	16	4,651	51,248	8	6,406
2002-03	Miami Arena/ BankUnited Center	50,397	14	3,600	35,203	8	4,400
2003-04	BankUnited Center	45,813	18	2,545	26,160	8	3,270
2004-05	BankUnited Center	68,842	16	4,303	51,027	8	6,378
2005-06	BankUnited Center	68,247	16	4,265	46,091	8	5,761
2006-07	BankUnited Center	51,974	15	3,465	34,065	8	4,258
2007-08	BankUnited Center	69,152	16	4,322	49,115	8	6,139
2008-09	BankUnited Center	72,599	16	4,537	45,155	8	5,644
2009-10	BankUnited Center	75,411	16	4,713	44,319	8	5,540
<b>TOTALS</b>		<b>1,390,325</b>	<b>393</b>	<b>3,537</b>	<b>788,722</b>	<b>160</b>	<b>4,929</b>

## MIAMI'S RECORD AT...

YEAR	HOME SITE	HOME	(SITE TOTAL)	AWAY	NEUTRAL	TOTAL
1985-86	Knight Center	12-6		1-8	1-0	14-14
1986-87	Knight Center	9-8		1-6	5-2	15-16
1987-88	Knight Center	11-7	(32-21)	3-5	3-2	17-14
1988-89	Miami Arena	12-5		2-6	5-1	19-12
1989-90	Miami Arena	11-5		2-8	0-2	13-15
1990-91	Miami Arena	8-7		0-11	1-1	9-19
1991-92	Miami Arena	4-10		0-11	4-3	8-24
1992-93	Miami Arena	10-5		0-10	0-2	10-17
1993-94	Miami Arena	5-10		2-9	0-1	7-20
1994-95	Miami Arena	11-4		4-8	0-1	15-13
1995-96	Miami Arena	12-4		2-8	1-1	15-13
1996-97	Miami Arena	12-3		3-9	1-1	16-13
1997-98	Miami Arena	11-3		7-5	0-2	18-10
1998-99	Miami Arena	11-2		10-3	2-2	23-7
1999-00	Miami Arena	11-4		8-2	4-4	23-11
2000-01	Miami Arena	12-4		4-8	0-1	16-13
2002-03	Miami Arena	5-0	(135-66)			
	BankUnited Center	4-5		2-10	0-2	11-17
2003-04	BankUnited Center	10-8		3-6	1-2	14-16
2004-05	BankUnited Center	11-5		5-6	0-2	16-13
2005-06	BankUnited Center	11-5		4-8	3-3	18-16
2006-07	BankUnited Center	8-7		3-9	1-4	12-20
2007-08	BankUnited Center	14-2		4-6	5-3	23-11
2008-09	BankUnited Center	12-4		5-7	2-2	19-13
2009-10	BankUnited Center	12-4	(82-40)	2-8	6-1	20-13
<b>TOTALS</b>		<b>249-127</b>		<b>77-177</b>	<b>45-45</b>	<b>371-350</b>

**1954-55****Blue Gray Tournament  
(Montgomery, Ala.)**

12/17	vs. Tennessee	L, 89-80
12/18	vs. Washington & Lee	W, 80-75

**1955-56****Orange Bowl Classic (Miami, Fla.)**

12/29	vs. Tulane	W, 86-75
12/30	vs. West Virginia	L, 83-78

**Senior Bowl Classic (Mobile, Ala.)**

1/04	vs. Memphis State	L, 79-71
1/05	vs. Clemson	L, 98-76

**1956-57****Orange Bowl Classic (Miami, Fla.)**

12/27	vs. Connecticut	L, 74-70
12/28	vs. Valparaiso	L, 81-76
12/29	vs. Seton Hall	L, 92-80

**1957-58****Montgomery Classic  
(Montgomery, Ala.)**

12/13	vs. Mississippi	L, 66-64
12/14	vs. Texas Christian	L, 82-59

**1958-59****Steel Bowl Classic (Pittsburgh, Pa.)**

12/12	vs. Pittsburgh	L, 69-65
12/13	vs. Clemson	L, 66-61

**The Citadel Invitational  
(Charleston, S.C.)**

12/20	vs. The Citadel	L, 93-77
-------	-----------------	----------

**Hurricane Classic**

12/29	vs. Tulane	W, 94-74
12/30	vs. Miami (Ohio)	L, 89-87 (OT)

**1959-60****Hurricane Classic**

12/28	vs. Brigham Young	W, 110-93
12/29	vs. Xavier	W, 87-69

**1960-61****Hurricane Classic**

12/28	vs. Army	W, 82-75
12/29	vs. Holy Cross	W, 77-71

**1961-62****Hurricane Classic**

12/28	vs. Miami (Ohio)	W, 83-73
12/29	vs. Temple	L, 85-67

**1962-63****Hurricane Classic**

12/27	vs. Cornell	W, 94-85
12/28	vs. Pittsburgh	W, 86-85

**1963-64****Hurricane Classic**

12/27	vs. Army	W, 79-71
12/28	vs. Syracuse	L, 86-85 (OT)

**1964-65****Steel Bowl (Pittsburgh, Pa.)**

12/4	vs. Duquesne	W, 99-95
12/5	vs. Pittsburgh	W, 85-71

**Hurricane Classic**

12/28	vs. Yale	W, 86-71
12/29	vs. Maryland	W, 80-73

**1965-66****Hurricane Classic**

12/27	vs. Boston	W, 81-60
12/28	vs. Louisville	L, 86-84 (OT)

**1966-67****Volunteer Classic**

12/16	vs. Clemson	L, 73-64
12/17	vs. Auburn	W, 87-73

**Hurricane Classic**

12/27	vs. Pennsylvania	W, 82-78
12/28	vs. Western Kentucky	L, 94-89

**1967-68****Hurricane Classic**

12/27	vs. Dartmouth	W, 100-81
12/28	vs. NYU	W, 102-91

**1968-69****Sunshine State Classic  
(Jacksonville, Fla.)**

12/6	vs. Florida State	L, 111-84
12/7	vs. Florida	L, 111-62

**Marshall Tournament  
(Huntington, W.Va.)**

12/20	vs. Yale	W, 77-71
12/21	vs. Maryland	L, 95-92

**Hurricane Classic**

12/27	vs. Pittsburgh	W, 72-70
12/28	vs. Illinois	L, 86-76

**1969-70****Steel Bowl (Pittsburgh, Pa.)**

12/5	vs. Pittsburgh	W, 85-67
12/6	vs. Duquesne	L, 94-88

**Hurricane Classic**

12/29	vs. Seton Hall	L, 76-69
12/30	vs. Ohio	L, 99-74

**1970-71****Husker Classic (Lincoln, Neb.)**

12/18	vs. Nebraska	L, 85-58
12/19	vs. Oklahoma City	L, 94-91 (OT)

**1985-86****AMI Classic**

11/29	vs. Georgia State	W, 82-77
11/30	vs. Georgia	W, 81-78

**Orange Bowl Tournament**

12/27	vs. Brown	L, 62-61
12/28	vs. Manhattan	W, 79-61

**1986-87****AMI Classic**

11/28	vs. Central Florida	W, 64-54
11/29	vs. Penn State	L, 74-61

**Palm Beach Hurricane Classic**

12/29	vs. Yale	W, 78-75 (OT)
12/30	vs. Stanford	W, 71-58

**Puerto Rico Tournament**

1/8	vs. Bayamon (PR)	W, 75-54
1/9	vs. Rio Piedras (PR)	W, 111-64
1/10	vs. Radford	W, 66-62

**1987-88****Great Alaska Shootout  
(Anchorage, Alaska)**

11/27	vs. Michigan	L, 109-76
11/28	vs. Duquesne	W, 84-73
11/29	vs. Alaska-Anchorage	L, 78-77

**City of Miami Classic (Miami, Fla.)**

12/4	vs. Colgate	W, 96-68
12/5	vs. South Carolina	L, 76-63

**Eastern Airlines Palm Beach Classic  
(Palm Beach, Fla.)**

12/29	vs. American	W, 104-70
12/30	vs. Purdue	L, 110-82

**1988-89****Chaminade Classic**

12/23	vs. St. Louis	L, 86-73
12/24	vs. Eastern Illinois	W, 83-68
12/25	vs. Old Dominion	W, 77-76

**Eastern Airlines Palm Beach Classic  
(Palm Beach, Fla.)**

12/28	vs. Penn	W, 102-69
12/30	vs. Wichita State	W, 81-59

**1989-90****Eastern Airlines Palm Beach Classic  
(Palm Beach, Fla.)**

12/27	vs. Lehigh	L, 83-59
12/29	vs. Boston College	L, 69-60

**1990-91****Eastern Airlines Palm Beach Classic  
(Palm Beach, Fla.)**

12/27	vs. Miami (Ohio)	L, 101-99
12/28	vs. Mississippi St.	W, 74-67

**1991-92****San Juan Shootout  
(San Juan, Puerto Rico)**

11/29	vs. Maine	W, 62-57
11/30	vs. Eastern Kentucky	L, 66-61
12/1	vs. Tennessee	W, 72-60

**Palm Beach Classic  
(Palm Beach, Fla.)**

12/27	vs. Marshall	W, 70-55
12/29	vs. George Washington	L, 78-64

**1994-95****Orange Bowl Classic (Miami, Fla.)**

12/28	vs. UNLV	L, 56-55
-------	----------	----------

**1995-96****Orange Bowl Classic (Miami, Fla.)**

12/27	vs. Tennessee	L, 56-54
-------	---------------	----------

**1996-97****Orange Bowl Classic (Miami, Fla.)**

12/28	vs. DePaul	W, 61-45
-------	------------	----------

**1997-98****Orange Bowl Classic (Miami, Fla.)**

12/27	vs. Georgia Tech	L, 69-61
-------	------------------	----------

**1998-99****Orange Bowl Classic (Sunrise, Fla.)**

12/27	vs. Ohio State	W, 72-64
-------	----------------	----------

**1999-00****Orange Bowl Classic (Sunrise, Fla.)**

12/18	vs. North Carolina	L, 78-68
-------	--------------------	----------

**San Juan Shootout  
(San Juan, Puerto Rico)**

12/20	vs. UL-Lafayette	L, 66-60
12/21	vs. Detroit-Mercy	W, 68-64
12/22	vs. Illinois State	L, 87-78

**2000-01****Orange Bowl Classic (Sunrise, Fla.)**

12/16	vs. Nebraska	L, 72-64
-------	--------------	----------

**2001-02****Paradise Jam (U.S. Virgin Islands)**

11/18	vs. Eastern Michigan	W, 93-56
11/19	vs. UAB	W, 81-79
11/20	vs. Clemson	W, 67-65

**Orange Bowl Classic (Miami, Fla.)**

12/15	vs. Indiana	W, 58-53
-------	-------------	----------

**2002-03****Orange Bowl Classic (Miami, Fla.)**

12/21	vs. Florida	L, 94-93 (2OT)
-------	-------------	----------------

**2003-04****Las Vegas Tournament  
(Coral Gables, Fla.)**

11/21	vs. Lubbock Christian	W, 86-66
11/23	vs. UL-Monroe	W, 78-60

**Las Vegas Tournament  
(Las Vegas, Nev.)**

11/25	vs. Rhode Island	L, 54-53
11/26	vs. Bradley	L, 83-82

**Orange Bowl Classic (Miami, Fla.)**

12/20	vs. Temple	W, 72-66
-------	------------	----------

**2004-05****Orange Bowl Classic (Miami, Fla.)**

11/27	vs. Xavier	L, 83-70 (OT)
-------	------------	---------------

**2005-06****BCA Classic (Seattle, Wash.)**

11/13	vs. Texas-Arlington	W, 76-65
11/14	vs. Air Force	L, 53-57
11/15	vs. Wisc.-Green Bay	W, 80-54

**Orange Bowl Classic (Sunrise, Fla.)**

12/31	vs. Louisville	L, 58-43
-------	----------------	----------

**2006-07****American Youth Classic  
(Evansville, Ind.)**

11/17	vs. Evansville	W, 74-69
11/18	vs. Buffalo	L, 60-57
11/19	vs. Cleveland State	L, 78-67

**Orange Bowl Classic (Miami, Fla.)**

12/30	vs. Nebraska	L, 82-67
-------	--------------	----------

**2007-08****Puerto Rico Tip-Off  
(San Juan, Puerto Rico)**

11/15	vs. Marist	W, 85-61
11/16	vs. VCU	W, 69-63
11/18	vs. Providence	W, 64-58

**Orange Bowl Classic (Sunrise, Fla.)**

12/29	vs. Winthrop	L, 76-70
-------	--------------	----------

**2008-09****Paradise Jam (U.S. Virgin Islands)**

11/21	vs. Southern Miss	W, 70-60
11/23	vs. UConn	L, 76-63
11/24	vs. San Diego	W, 80-45

**2009-10****Charleston Classic  
(Charleston, S.C.)**

11/19	vs. Tulane	W, 74-54
11/20	vs. UNC Wilmington	W, 67-60
11/22	vs. South Carolina	W, 85-70

**Orange Bowl Classic (Sunrise, Fla.)**

12/19	vs. Florida Atlantic	W, 87-69
-------	----------------------	----------



OPPONENT	W-L	FIRST GAME	LAST GAME
Agoga	2-0	1928-29	1928-29
Air Force	0-1	2005-06	2005-06
<b>Akron</b>	<b>0-1</b>	<b>1956-57</b>	<b>1956-57</b>
Alabama	0-1	1968-69	1968-69
UAB	1-0	2001-02	2001-02
Alabama State	2-1	1987-88	2007-08
Alaska-Anchorage	0-1	1987-88	1987-88
Albany Ga. Blues	0-1	1938-39	1938-39
Alcorn State	1-0	2006-07	2006-07
Alumni	1-0	1941-42	1941-42
American University	2-1	1970-71	1987-88
Appalachian State	1-0	2004-05	2004-05
Arizona	0-2	1985-86	1989-90
Arizona State	0-2	1989-90	1991-92
Arkansas	1-0	1999-00	1999-00
Arkansas-Pine Bluff	1-0	2002-03	2002-03
Armstrong State	1-0	1986-87	1986-87
Army	3-0	1957-58	1963-64
Auburn	1-1	1966-67	2000-01
Banana River A.F.	1-0	1946-47	1946-47
Baptist	2-0	1985-86	1989-90
Barry	2-0	1991-92	1992-93
Bethune-Cookman	5-0	1988-89	2009-10
Binghamton	0-1	2006-07	2006-07
Birmingham-Southern	1-0	2005-06	2005-06
Boca Chica	1-0	1951-52	1951-52
Boca Raton AAF	1-2	1945-46	1946-47
<b>Boston College</b>	<b>11-24</b>	<b>1962-63</b>	<b>2009-10</b>
Boston University	1-0	1965-66	1965-66
Bowling Green	0-1	1951-52	1951-52
Boynton	1-0	1939-40	1939-40
Bradley	1-1	1955-56	2003-04
Brandeis	0-1	1953-54	1953-54
Briqham Young	2-2	1959-60	1988-89
Brooklyn College	3-0	1985-86	1989-90
Brown University	1-1	1967-68	1985-86
Bucknell	2-0	1968-69	1969-70
Buffalo	2-1	1993-94	2006-07
Caribbean A.S.	1-0	1945-46	1945-46
Centenary	2-2	1959-60	1969-70
Central Connecticut State	1-0	1989-90	1989-90
<b>Central Florida</b>	<b>6-0</b>	<b>1986-87</b>	<b>2002-03</b>
Charlotte	2-4	1997-98	2002-03
Checker Cab	1-0	1948-49	1948-49
Church League All-Stars	1-0	1928-29	1928-29
The Citadel	1-1	1958-59	1985-86
Cincinnati	1-0	1946-47	1946-47
City College Charleston	1-0	1946-47	1946-47
City Hall	1-0	1928-29	1928-29
<b>Clemson</b>	<b>6-9</b>	<b>1955-56</b>	<b>2009-10</b>
Cleveland State	0-1	2006-07	2006-07
Coast Guard	2-0	1945-46	1945-46
Colgate	1-0	1987-88	1987-88
Colorado	0-1	1956-57	1956-57
Columbia	2-1	1952-53	2000-01
Connecticut	8-16	1956-57	2008-09
Coppin State	2-0	1986-87	1987-88
Cornell	1-0	1962-63	1962-63
Creighton	3-2	1963-64	2005-06
Culver-Stockton	1-0	1951-52	1951-52
Dartmouth	3-1	1950-51	1990-91
Davidson	3-1	1988-89	1991-92
Dayton	1-7	1956-57	1989-90
DePaul	1-6	1987-88	1996-97
Detroit-Mercy	1-0	1999-00	1999-00
<b>Duke</b>	<b>2-13</b>	<b>1962-63</b>	<b>2009-10</b>
Duquesne	2-1	1964-65	1987-88
Eastern Airlines	1-0	1939-40	1939-40
Eastern Illinois	2-1	1948-49	2000-01
Eastern Kentucky	2-1	1967-68	1997-98
Eastern Michigan	1-0	2001-02	2001-02
Eglin Field	0-1	1952-53	1952-53
Flon	0-1	1939-40	1939-40
Evansville	1-0	2006-07	2006-07

OPPONENT	W-L	FIRST GAME	LAST GAME
Fairfield	0-1	1985-86	1985-86
Fairleigh Dickinson	1-1	1986-87	1987-88
Florida	22-45	1927-28	2008-09
Florida A&M	7-0	1967-68	2001-02
Florida Atlantic	19-1	1988-89	2009-10
<b>Florida Gulf Coast</b>	<b>1-0</b>	<b>2009-10</b>	<b>2009-10</b>
Florida International	12-1	1986-87	2008-09
Florida Southern	60-8	1927-28	2008-09
<b>Florida State</b>	<b>28-36</b>	<b>1950-51</b>	<b>2009-10</b>
Fordham	1-1	1970-71	1994-95
Ft. Lauderdale NAS	0-1	1945-46	1945-46
Furman	0-2	1951-52	1954-55
George Mason	1-1	1989-90	1990-91
George Washington	0-2	1970-71	1991-92
Georgetown	12-19	1954-55	2003-04
Georgia	1-3	1938-39	1992-93
Georgia State	3-0	1985-86	1998-99
<b>Georgia Tech</b>	<b>6-5</b>	<b>1952-53</b>	<b>2009-10</b>
Hartford	3-1	1985-86	1999-00
Havana	5-1	1927-28	1948-49
Hawaii	2-1	1967-68	1968-69
Hofstra	1-0	1985-86	1985-86
Holy Cross	1-0	1960-61	1960-61
Houston	5-9	1955-56	1970-71
Howard	1-1	1991-92	2001-02
Illinois	0-1	1968-69	1968-69
Illinois State	0-1	1999-00	1999-00
Indiana	1-0	2001-02	2001-02
IPFW	1-0	2003-04	2003-04
Iona	1-0	1959-60	1959-60
Jacksonville Navy	1-2	1941-42	1941-42
<b>Jacksonville University</b>	<b>25-6</b>	<b>1957-58</b>	<b>1997-98</b>
Jewish Prog. AA-Atlanta	0-1	1938-39	1938-39
Junior C. of C.	1-1	1928-29	1928-29
Kansas	1-3	1986-87	1990-91
Kentucky	1-3	1956-57	2008-09
Kentucky Wesleyan	4-1	1955-56	1959-60
Key West Navy	1-0	1951-52	1951-52
Lafayette	4-1	1970-71	2006-07
La Salle	4-9	1950-51	1970-71
Lehigh	6-1	1970-71	2006-07
Long Island	1-0	1988-89	1988-89
Louisiana-Lafayette	0-1	1999-00	1999-00
Louisiana-Monroe	1-0	2003-04	2003-04
LSU	3-1	1950-51	2001-02
Louisville	2-7	1950-51	2006-07
Loyola (N.O.)	9-7	1952-53	1970-71
Lubbock Christian	1-0	2003-04	2003-04
Maine	1-0	1991-92	1991-92
Manhattan	1-0	1985-86	1985-86
Marist	2-1	1987-88	2007-08
Marquette	2-2	1985-86	1988-89
Marshall	2-1	1941-42	1991-92
<b>Maryland</b>	<b>10-7</b>	<b>1948-49</b>	<b>2009-10</b>
Maryland-Baltimore County	3-0	1987-88	2003-04
Maryland-Eastern Shore	3-0	1985-86	1988-89
Massachusetts	2-0	2004-05	2005-06
McDill Field	2-0	1945-46	1947-48
Mediterranean A.S.	1-0	1945-46	1945-46
<b>Memphis</b>	<b>5-6</b>	<b>1955-56</b>	<b>2000-01</b>
Mercer	1-1	1938-39	1989-90
Miami Beach	1-0	1928-29	1928-29
Miami Beach All-Stars	1-0	1952-53	1952-53
Miami Beach Canoe Club	2-0	1927-28	1927-28
Miami (Ohio)	5-4	1946-47	1990-91
Michigan	0-4	1987-88	2005-06
Minnesota	1-0	2009-10	2009-10
<b>Mississippi</b>	<b>2-0</b>	<b>1949-50</b>	<b>1949-50</b>
Mississippi College	1-0	1955-56	1955-56
Mississippi State	2-2	1957-58	2007-08
Missouri	0-1	2001-02	2001-02
Monmouth	1-1	1987-88	1999-00
Morehead State	4-3	1946-47	1970-71

OPPONENT	W-L	FIRST GAME	LAST GAME
Morgan State	2-0	2005-06	2007-08
Mount St. Mary's	1-0	1966-67	1966-67
Muffetts	2-0	1948-49	1949-50
Murray State	2-1	1952-53	1961-62
Navy	0-1	1986-87	1986-87
Navy Rec. Barracks	0-1	1945-46	1945-46
Nebraska	1-3	1951-52	2006-07
Nevada	1-1	1963-64	1965-66
New Hampshire	1-0	2002-03	2002-03
New Mexico	0-2	1986-87	1988-89
New Orleans	0-2	1985-86	1985-86
New York University	1-1	1954-55	1967-68
Niagara	1-0	1964-65	1964-65
Norfolk State	1-0	2004-05	2004-05
<b>North Carolina</b>	<b>2-14</b>	<b>1949-50</b>	<b>2009-10</b>
North Carolina A&T	4-0	2003-04	2009-10
UNC Asheville	1-0	1993-94	1993-94
<b>North Carolina Central</b>	<b>2-0</b>	<b>2008-09</b>	<b>2009-10</b>
<b>NC State</b>	<b>4-6</b>	<b>1939-40</b>	<b>2009-10</b>
UNC Wilmington	1-1	1992-93	2009-10
North Florida	2-0	2007-08	2008-09
Northeastern	2-0	1990-91	2000-01
Northeastern Illinois	2-0	1994-95	1995-96
Northern Iowa	1-0	1998-99	1998-99
Northwestern	0-1	2006-07	2006-07
Notre Dame	7-8	1985-86	2003-04
Nova Southeastern	1-0	2009-10	2009-10
Ohio State	2-2	1953-54	2008-09
Ohio University	1-1	1965-66	1969-70
Oklahoma City	5-4	1957-58	1970-71
Oklahoma State	1-0	2005-06	2005-06
Old Dominion	1-0	1988-89	1988-89
<b>Oral Roberts</b>	<b>1-1</b>	<b>1988-89</b>	<b>1988-89</b>
Oregon State	0-1	1969-70	1969-70
Penn State	0-4	1986-87	1994-95
Pennsylvania	5-3	1947-48	2007-08
Pensacola NAS	2-0	1946-47	1946-47
<b>Pepperdine</b>	<b>1-1</b>	<b>1969-70</b>	<b>2009-10</b>
Pi Chi	2-0	1939-40	1940-41
Pittsburgh	16-17	1947-48	2003-04
Ponce de Leon	0-1	1928-29	1928-29
Princeton	1-1	1948-49	1948-49
Providence	15-15	1962-63	2008-09
Purdue	0-2	1987-88	1998-99
Quinnipiac	1-0	1999-00	1999-00
Radford	1-0	1986-87	1986-87
Redland	1-0	1928-29	1928-29
Rhode Island	4-1	1961-62	2003-04
Rider	1-0	1985-86	1985-86
Rio Grande	0-1	1953-54	1953-54
Robert Morris	2-0	1994-95	2008-09
Rollins	36-13	1927-28	1964-65
<b>Rutgers</b>	<b>8-4</b>	<b>1988-89</b>	<b>2003-04</b>
Sacred Heart	1-0	2005-06	2005-06
St. Francis (NY)	1-0	1962-63	1962-63
St. Francis (PA)	2-0	1986-87	2001-02
St. John's	14-16	1962-63	2008-09
St. Joseph's (PA)	1-3	1950-51	1990-91
St. Louis	0-2	1960-61	1988-89
St. Mary's (CA)	5-0	1963-64	2007-08
St. Peter's	1-0	1962-63	1962-63
St. Thomas*	2-0	1969-70	1987-88
Sam Houston State	1-0	1993-94	1993-94
San Diego	1-0	2008-09	2008-09
San Diego State	1-1	1986-87	1987-88
San Francisco	2-1	1960-61	1965-66
Santa Clara	0-3	1960-61	1965-66
Savannah State	3-0	1988-89	2003-04
Sebring A.C.	1-0	1927-28	1927-28
Sebring Firemen	1-0	1930-31	1930-31
Seton Hall	8-15	1956-57	2003-04
Seventh Naval District	0-1	1945-46	1945-46
Shenandoah Presb.	1-0	1940-41	1940-41
South Carolina	6-3	1948-49	2009-10

OPPONENT	W-L	FIRST GAME	LAST GAME
South Carolina State	1-1	2004-05	2009-10
South Carolina Upstate	1-0	2009-10	2009-10
South Florida	6-2	1987-88	1990-91
Southern California	0-2	1990-91	1992-93
Southern Illinois	1-0	1997-98	1997-98
Southern Methodist	0-2	1990-91	1991-92
Southern Miss	2-1	1955-56	2008-09
Southwest Texas State	0-1	1992-93	1992-93
Spring Hill College	0-2	1955-56	1956-57
Stanford	1-1	1986-87	1988-89
<b>Stetson</b>	<b>47-33</b>	<b>1927-28</b>	<b>2009-10</b>
Syracuse	5-14	1963-64	2003-04
Tampa	44-10	1939-40	1968-69
Teachers College of Connecticut	1-0	1950-51	1950-51
Temple	1-2	1961-62	2005-06
Tennessee	1-3	1954-55	1996-97
Tennessee-Martin	1-0	2000-01	2000-01
Tennessee Tech	4-0	1946-47	2004-05
Texas	1-2	1987-88	2007-08
Texas A&M	3-0	1956-57	2002-03
Texas-Arlington	1-0	2005-06	2005-06
Texas Christian	0-1	1957-58	1957-58
Texas Tech	1-0	1952-53	1952-53
Toledo	1-0	1956-57	1956-57
Toronto	1-0	1958-59	1958-59
Towson State	1-0	1985-86	1985-86
Tulane	5-4	1946-47	2009-10
Tulsa	1-1	1961-62	1999-00
Turner's Sports Shop	2-2	1928-29	1930-31
UCLA	0-4	1969-70	1997-98
UNLV	0-2	1994-95	1996-97
Utah	1-0	1965-66	1965-66
Valparaiso	0-1	1956-57	1956-57
Villanova	10-13	1991-92	2003-04
<b>Virginia</b>	<b>7-4</b>	<b>1965-66</b>	<b>2009-10</b>
Virginia Commonwealth	3-1	1987-88	2007-08
<b>Virginia Tech</b>	<b>10-9</b>	<b>2000-01</b>	<b>2009-10</b>
Volks A.C.	0-1	1927-28	1927-28
Wagner	0-1	1993-94	1993-94
<b>Wake Forest</b>	<b>4-8</b>	<b>1939-40</b>	<b>2009-10</b>
Washington	0-3	1967-68	1989-90
Washington & Lee	1-0	1954-55	1954-55
<b>West Virginia</b>	<b>6-7</b>	<b>1955-56</b>	<b>2003-04</b>
Western Kentucky	1-13	1946-47	1966-67
Wichita State	1-0	1988-89	1988-89
William & Mary	1-0	1965-66	1965-66
Winthrop	2-2	1986-87	2007-08
Wisconsin	0-2	1985-86	1986-87
Wisconsin-Green Bay	2-1	1985-86	2005-06
Wofford	2-0	2004-05	2005-06
Xavier	2-1	1955-56	2004-05
Yale	4-2	1950-51	1986-87
YMHA	2-0	1940-41	1948-49

\* Formerly Biscayne College

**Bold** indicates a 2010-11 opponent

## All-Time Series Results

**AGOGA (2-0)**

1928-29	W	49-19	(h)
1928-29	W	63-33	(h)

**AIR FORCE (0-1)**

11/14/05	L	57-53	(n)
----------	---	-------	-----

**AKRON (0-1)**

12/8/56	L	106-80	(a)
---------	---	--------	-----

**ALABAMA (0-1)**

12/13/68	L	85-72	(a)
----------	---	-------	-----

**UAB (1-0)**

11/19/01	W	81-79	(n)
----------	---	-------	-----

**ALABAMA STATE (2-1)**

12/21/87	W	110-107	(h)
12/16/89	L	98-81	(h)
11/28/07	W	83-74	(h)

**ALASKA-ANCHORAGE (0-1)**

11/29/87	L	78-77	(a)
----------	---	-------	-----

**ALBANY GA. BLUES (0-1)**

1938-39	L	53-35	(a)
---------	---	-------	-----

**ALCORN STATE (1-0)**

11/14/06	W	96-57	(h)
----------	---	-------	-----

**ALUMNI (1-0)**

1941-42	W	52-32	(h)
---------	---	-------	-----

**AMERICAN (2-1)**

2/13/71	L	93-82	(a)
2/26/86	W	73-64	(h)
12/29/87	W	104-70	(n)

**APPALACHIAN STATE (1-0)**

12/30/04	W	80-63	(h)
----------	---	-------	-----

**ARIZONA (0-2)**

1/18/86 (OT)	L	81-74	(h)
12/19/89	L	83-53	(a)

**ARIZONA STATE (0-2)**

1/20/90	L	62-58	(h)
12/23/91	L	62-57	(a)

**ARKANSAS (1-0)**

3/17/00	W	75-71	(n)
---------	---	-------	-----

**ARKANSAS-PINE BLUFF (1-0)**

12/18/02	W	79-42	(h)
----------	---	-------	-----

**ARMSTRONG STATE (1-0)**

2/16/87	W	97-47	(h)
---------	---	-------	-----

**ARMY (3-0)**

2/8/58	W	92-82	(h)
12/28/60	W	82-75	(h)
12/27/63	W	79-71	(h)

**AUBURN (1-1)**

12/17/66	W	87-73	(n)
3/14/01	L	60-58	(a)

**BANANA RIVER A.F. (1-0)**

2/28/47	W	68-48	(h)
---------	---	-------	-----

**BAPTIST (2-0)**

1/23/86	W	71-60	(h)
12/1/89	W	77-67	(h)

**BARRY (2-0)**

11/23/91	W	80-67	(h)
12/11/92	W	81-64	(h)

**BETHUNE-COOKMAN (5-0)**

12/5/88	W	88-72	(h)
2/4/93	W	78-54	(h)
12/10/93	W	82-54	(h)
11/30/99	W	102-75	(h)
12/30/09	W	73-55	(h)

**BINGHAMTON (0-1)**

12/20/06	L	74-79	(h)
----------	---	-------	-----

**BIRMINGHAM-SOUTHERN (1-0)**

12/3/05	W	82-55	(h)
---------	---	-------	-----

**BOCA CHICA (1-0)**

1951-52	W	90-53	(h)
---------	---	-------	-----

**BOCA RATON AAF (1-2)**

1/25/46	L	55-40	(h)
2/5/46	L	48-41	(h)
1/29/47	W	61-43	(a)

**BOSTON COLLEGE (11-24)**

12/4/62	W	72-69	(a)
12/29/89	L	69-60	(n)
1/21/92	L	51-50	(h)
2/22/92	L	55-49	(a)
2/10/93	W	75-71	(h)
2/27/93	L	70-58	(a)
1/15/94	L	69-49	(a)
2/16/94	L	79-63	(h)
1/21/95	W	69-68	(h)
2/25/95 (OT)	W	77-71	(a)
2/10/96	L	62-58	(h)
1/2/97	L	65-62	(a)
2/19/97	L	59-57	(h)
1/28/98	W	67-57	(a)
12/8/98	W	77-64	(h)
1/24/99	W	75-67	(a)
1/22/00	W	62-54	(h)
1/7/01	L	73-72	(h)
1/13/01	L	82-73	(a)

1/29/02	L	70-65	(h)
2/10/02	L	76-63	(a)
2/15/03	L	76-65	(a)
3/1/03	L	72-68	(h)
2/11/04 (OT)	L	74-72	(h)
1/21/06	L	65-61	(h)
2/16/06	L	65-54	(a)
1/16/07	L	82-63	(a)
2/7/07	L	75-68	(h)
3/9/07 (OT)	L	74-71	(n)
1/15/08	L	76-66	(a)
3/5/08	W	74-61	(h)
1/10/09	W	77-71	(a)
2/21/09	W	69-58	(h)
12/6/09	L	60-61	(a)
1/19/10	L	75-79	(h)

**BOSTON UNIVERSITY (1-0)**

12/27/65	W	81-60	(h)
----------	---	-------	-----

**BOWLING GREEN (0-1)**

2/1/52	L	78-67	(h)
--------	---	-------	-----

**BOYNTON (1-0)**

1939-40	W	41-29	
---------	---	-------	--

**BRADLEY (1-1)**

12/22/55	W	80-73	(h)
11/26/03	L	83-82	(n)

**BRANDEIS (0-1)**

1/4/54	L	68-48	(h)
--------	---	-------	-----

**BRIGHAM YOUNG (2-2)**

12/28/59	W	110-93	(h)
12/10/60	L	112-80	(a)
2/9/88	L	99-86	(h)
2/4/89	W	107-86	(h)

**BROOKLYN COLLEGE (3-0)**

1/31/86	W	102-93	(n)
3/7/87	W	83-64	(h)
1/12/90	W	94-61	(h)

**BROWN UNIVERSITY (1-1)**

12/19/67	W	72-71	(h)
12/27/85	L	62-61	(h)

**BUCKNELL (2-0)**

1/4/69	W	89-84	(h)
1/3/70	W	93-88	(h)

**BUFFALO (2-1)**

12/19/93	W	63-57	(a)
11/22/96	W	78-61	(h)
11/18/06	L	60-57	(n)

**CARIBBEAN A.S. (1-0)**

1945-46	W	46-41	(h)
---------	---	-------	-----

**CENTENARY (2-2)**

12/10/59	L	84-77	(a)
1/26/61	W	86-74	(h)
1/15/70	W	94-78	(h)
2/12/70	L	107-86	(a)

**CENTRAL CONN. STATE (1-0)**

2/15/90	W	62-40	(h)
---------	---	-------	-----

**CENTRAL FLORIDA (6-0)**

11/28/86	W	64-54	(h)
3/5/88	W	100-80	(h)
12/11/98	W	66-56	(h)
11/19/99	W	87-54	(a)
12/9/00	W	83-72	(h)
12/27/02	W	62-51	(a)

**CHARLOTTE (2-4)**

11/21/97	W	89-72	(h)
11/23/98	L	66-59	(a)
12/7/99	L	75-65	(h)
11/28/00	L	95-63	(a)
12/22/01	W	64-56	(h)
12/15/02	L	69-64	(a)

**CHECKER CAB (1-0)**

1948-49	W	73-33	(h)
---------	---	-------	-----

**CHURCH LEAGUE ALL-STARS (1-0)**

1928-29	W	68-23	(h)
---------	---	-------	-----

**THE CITADEL (1-1)**

12/20/58	L	93-77	(a)
11/22/85	W	85-77	(h)

**CINCINNATI (1-0)**

2/6/47	W	57-54	(h)
--------	---	-------	-----

**CITY COL. OF CHARLESTON (1-0)**

3/6/47	W	56-52	(n)
--------	---	-------	-----

**CITY HALL (1-0)**

1928-29	W	28-20	(h)
---------	---	-------	-----

**CLEMSON (6-9)**

1/5/56	L	98-96	(n)
12/13/58	L	66-61	(n)
12/16/66	L	73-64	(n)
12/20/94	L	75-55	(a)
12/23/95 (OT)	L	66-52	(h)
11/20/01	W	67-65	(n)
1/26/05	W	69-65	(h)
2/12/05	W	83-77	(a)
1/18/06	W	65-61	(h)
3/9/06	W	66-63	(n)
2/28/07 (OT)	L	74-70	(a)
1/27/08	W	75-72	(h)
2/27/08	L	79-69	(a)
12/21/08	L	91-72	(h)
2/13/10	L	66-74	(a)

**CLEVELAND STATE (0-1)**

11/19/06	L	78-67	(n)
----------	---	-------	-----

**COAST GUARD (2-0)**

1/11/46	W	46-45	(h)
1/26/46	W	52-45	(h)

**COLGATE (1-0)**

12/4/87	W	96-68	(h)
---------	---	-------	-----

**COLORADO (0-1)**

1/3/57	L	73-66	(h)
--------	---	-------	-----

**COLUMBIA (2-1)**

12/18/52	L	65-59	(h)
12/29/95	W	69-62	(h)
11/21/00	W	65-41	(h)

**CONNECTICUT (8-16)**

12/27/56	L	74-70	(h)
1/2/92	L	85-62	(a)
1/18/92	L	77-58	(h)
1/26/93	W	80-65	(h)
2/13/93	L	88-72	(a)
2/5/94	L	73-57	(a)
2/22/94	L	74-49	(h)
1/31/95	L	82-57	(a)
3/4/95	L	75-67	(h)
1/6/96	L	73-52	(a)
1/22/97	W	69-46	(h)
2/15/97	L	72-52	(a)
1/6/98	W	76-67	(h)
1/20/99 (OT)	L	70-68	(h)
2/20/99	W	73-71	(a)
2/19/00	W	63-57	(a)
1/20/01	W	77-74	(h)
2/24/01	L	60-53	(a)
1/5/02	L	76-75	(a)
2/2/02	W	68-66	(h)
1/11/03 (OT)	L	83-80	(a)
1/20/03	W	77-76	(h)
2/18/04	L	76-63	(a)
11/23/08	L	76-63	(n)

**COPPIN STATE (2-0)**

2/28/87	W	115-76	(h)
1/20/88	W	64-54	(h)



**CORNELL (1-0)**

12/27/62 W 94-74 (h)

**CREIGHTON (3-2)**

2/10/64 L 124-94 (h)

2/5/66 W 91-81 (h)

2/24/68 W 106-93 (h)

1/23/71 L 104-84 (a)

3/20/06 W 53-52 (a)

**CULVER-STOCKTON (1-0)**

1951-52 W 68-54 (h)

**DARTMOUTH (3-1)**

12/27/50 W 61-52 (h)

12/27/67 W 100-81 (h)

12/20/86 L 88-86 (h)

12/17/90 W 72-60 (h)

**DAVIDSON (3-1)**

2/27/89 W 90-78 (h)

2/10/90 W 72-64 (a)

2/2/91 W 79-67 (h)

2/1/92 L 66-62 (a)

**DAYTON (1-7)**

12/5/56 L 87-48 (a)

2/21/67 L 80-79 (h)

2/1/68 L 98-60 (a)

12/11/70 L 91-77 (a)

2/8/86 L 79-68 (a)

2/14/87 L 92-78 (h)

3/8/88 L 90-89 (a)

12/6/90 W 87-82 (h)

**DEPAUL (1-6)**

2/27/88 L 101-82 (h)

2/11/89 L 87-79 (a)

1/31/90 L 76-48 (a)

2/12/90 L 66-49 (h)

2/23/91 L 66-53 (h)

3/6/91 L 75-58 (a)

12/28/96 W 61-45 (h)

**DETROIT-MERCY (1-0)**

12/21/99 W 68-64 (n)

**DUKE (2-13)**

12/21/62 W 71-69 (h)

2/19/86 L 104-82 (a)

12/22/86 L 74-67 (h)

1/6/88 L 107-69 (a)

12/10/88 L 117-102 (h)

1/19/05 L 92-83 (h)

3/3/05 L 83-59 (a)

2/19/06 L 92-71 (a)

3/10/06 L 80-76 (n)

1/14/07 L 85-63 (h)

2/2/08 L 88-73 (a)

2/20/08 W 96-95 (h)

2/7/09 (OT) L 78-75 (a)

2/17/10 L 74-81 (h)

3/13/10 L 74-77 (n)

**DUQUESNE (2-1)**

12/4/64 W 99-95 (a)

12/6/69 L 94-88 (a)

11/28/88 W 84-73 (n)

**EASTERN AIRLINES (1-0)**

1939-40 W 30-25

**EASTERN ILLINOIS (2-1)**

3/7/49 L 89-73 (n)

12/24/88 W 83-68 (n)

12/18/00 W 83-73 (h)

**EASTERN KENTUCKY (2-1)**

12/16/67 W 93-87 (h)

11/30/91 L 66-61 (n)

11/24/97 W 86-64 (a)

**EASTERN MICHIGAN (1-0)**

11/18/01 W 93-56 (n)

**EGLIN FIELD (0-1)**

2/24/53 L 66-64 (a)

**ELON (0-1)**

2/6/40 L 58-30 (a)

**EVANSVILLE (1-0)**

11/17/06 W 74-69 (a)

**FAIRFIELD (0-1)**

1/2/86 L 56-47 (h)

**FAIRLEIGH DICKINSON (1-1)**

2/10/87 L 73-70 (n)

1/4/88 W 81-68 (h)

**FLORIDA (22-45)**

2/15/28 W 40-39 (a)

1939-40 L 36-23 (a)

1939-40 L 53-26 (a)

1940-41 L 48-35 (h)

1940-41 L 62-50 (h)

1941-42 L 47-31 (a)

1941-42 L 37-34 (a)

12/20/46 W 36-33 (h)

12/21/46 W 39-35 (h)

1/3/47 L 42-28 (a)

1/4/47 L 61-28 (a)

12/19/47 W 67-50 (h)

12/20/47 L 58-55 (h)

2/20/48 L 72-50 (a)

2/21/48 W 52-49 (a)

1/14/49 W 75-65 (h)

1/15/49 W 44-42 (h)

2/22/49 L 90-56 (a)

2/23/49 W 60-50 (a)

12/10/49 L 60-53 (h)

2/18/50 L 66-46 (a)

2/2/51 L 78-71 (h)

2/13/51 L 71-61 (a)

12/17/51 L 69-65 (a)

2/18/52 W 76-68 (h)

12/16/52 W 75-73 (h)

2/2/53 L 78-56 (a)

12/12/53 W 85-75 (h)

1/15/54 L 75-52 (a)

12/16/54 L 70-61 (h)

1/13/55 L 80-68 (a)

12/19/55 L 74-69 (h)

1/13/56 L 87-85 (a)

12/15/56 L 89-65 (h)

1/10/57 L 98-63 (a)

12/21/57 L 73-64 (h)

1/16/58 L 75-70 (a)

12/17/58 W 92-82 (h)

1/15/59 L 85-70 (a)

12/19/59 W 79-77 (h)

1/14/60 W 70-65 (a)

12/17/60 W 93-74 (h)

1/11/61 L 81-73 (a)

12/16/61 W 66-61 (h)

1/11/62 L 74-62 (a)

11/30/62 (OT) W 91-87 (h)

1/10/63 W 86-77 (a)

12/7/63 W 95-79 (h)

1/9/64 L 114-91 (a)

12/19/64 W 67-58 (h)

1/21/65 L 86-69 (a)

12/4/65 L 77-66 (h)

1/12/66 L 111-66 (a)

12/3/66 L 113-88 (h)

2/8/67 L 73-57 (a)

12/7/68 L 111-62 (h)

12/17/85 L 81-64 (h)

1/27/86 L 75-53 (a)

2/21/87 L 99-60 (a)

2/15/88 L 83-73 (h)

12/19/88 L 101-81 (a)

2/19/90 W 62-59 (h)

12/30/90 L 62-60 (a)

12/21/02 (2OT) L 94-93 (n)

12/04/04 W 72-65 (a)

12/22/05 L 77-67 (h)

3/20/09 L 74-60 (a)

**FLORIDA A&M (7-0)**

2/10/68 W 108-98 (h)

2/8/69 W 94-91 (h)

2/7/70 W 118-111 (h)

12/4/93 W 91-47 (h)

12/10/94 W 67-53 (h)

12/9/95 W 77-53 (h)

12/18/01 W 90-62 (h)

**FLORIDA ATLANTIC (19-1)**

2/14/89 W 79-74 (n)

11/25/91 W 83-53 (h)

12/19/92 W 84-61 (h)

11/26/93 W 85-53 (h)

1/4/94 W 79-62 (a)

11/28/94 W 76-59 (h)

3/2/95 W 80-70 (a)

11/27/95 W 76-56 (a)

12/20/95 W 61-51 (h)

11/24/96 W 83-74 (h)

11/16/97 W 69-47 (h)

11/13/98 W 97-73 (a)

12/27/99 W 89-52 (h)

11/18/00 W 76-59 (a)

11/26/01 W 74-48 (h)

12/3/02 (OT) L 74-73 (a)

12/27/03 W 76-51 (h)

11/29/04 W 84-68 (h)

1/5/09 W 85-69 (h)

12/19/09 W 87-69 (n)

**FLORIDA GULF COAST (1-0)**

11/25/09 W 77-58 (h)

**FIU (12-1)**

2/18/87 W 102-81 (h)

3/12/88 W 92-76 (h)

3/6/89 W 89-82 (h)

3/6/90 W 83-55 (h)

3/4/91 W 87-65 (h)

3/2/92 W 68-63 (h)

12/1/92 L 72-64 (h)

12/3/01 W 77-59 (h)

12/6/03 W 89-72 (h)

12/07/04 W 80-67 (a)

11/11/06 W 73-50 (h)

12/8/07 W 67-53 (a)

12/12/08 W 76-50 (h)

**FLORIDA SOUTHERN (60-8)**

1/25/28 L 40-26 (a)

2/18/28 W 38-18 (h)

1928-29 L 39-15 (a)

1928-29 W 36-29 (h)

1930-31 W 27-24 (h)

1930-31 L 40-21 (a)

1939-40 W 43-42 (a)

1939-40 W 37-30 (a)

1940-41 W 57-43 (a)

1940-41 W 41-33 (h)

1940-41 L 50-38 (h)

1941-42 W 41-21 (h)

1941-42 W 40-25 (h)

1941-42 W 41-34 (a)

1941-42 W 38-32 (a)

2/11/46 W 45-40 (h)

2/12/46 W 53-47 (h)

2/20/46 W 46-43 (a)

12/13/46 W 38-25 (h)

12/14/46 L 41-37 (h)

2/7/47 W 55-43 (a)

2/8/47 W 61-43 (a)

2/6/48 L 59-50 (a)

2/7/48 W 52-43 (a)

2/27/48 W 76-44 (h)

2/28/48 W 59-42 (h)

2/8/49 W 68-47 (a)

2/9/49 W 68-57 (a)

1/20/50 W 69-59 (h)

1/21/50 W 59-49 (h)

12/9/50 W 64-61 (a)

2/9/51 W 79-65 (h)

1/9/52 W 106-43 (h)

2/7/52 W 58-41 (a)

12/1/52 W 83-60 (h)

2/13/54 (2OT) W 77-70 (a)

12/13/54 W 58-44 (h)

2/16/55 W 73-71 (a)

12/3/55 W 92-80 (h)

2/10/56 W 91-90 (a)

12/1/56 W 84-69 (h)

2/8/57 L 95-85 (a)

2/5/58 W 84-69 (a)

2/17/58 W 76-58 (h)

12/8/58 W 107-80 (h)

2/2/59 W 79-76 (a)

2/6/60 W 88-71 (a)

2/18/60 W 121-85 (h)

12/15/60 W 87-54 (h)

2/4/61 W 92-80 (a)

12/14/61 W 96-67 (h)

2/3/62 W 82-73 (a)

12/13/62 W 116-93 (h)

2/2/63 W 99-83 (a)

2/1/64 W 85-78 (a)

2/18/64 W 120-79 (h)

1/13/65 W 124-93 (h)

2/5/65 W 94-82 (a)

1/15/66 W 89-66 (h)

1/28/66 W 101-80 (a)

1/19/67 W 102-72 (h)

1/27/67 W 55-49 (a)

1/27/68 W 94-76 (a)

1/28/69 W 87-73 (a)

1/23/70 W 103-92 (a)

1/29/71 (OT) L 96-95 (h)

11/9/07 W 104-61 (h)

11/15/08 W 96-60 (h)

**FLORIDA STATE (28-36)**

12/19/50 W 80-61 (h)

1/1/52 W 93-56 (h)

2/11/52 W 76-73 (a)

2/28/52 L 73-70 (n)&lt;/

## All-Time Series Results

1/13/62	L	65-60	(a)
2/24/62	L	83-80	(h)
1/12/63 (OT)	L	77-74	(a)
2/23/63	W	99-70	(h)
1/11/64	L	80-78	(a)
2/29/64	W	82-80	(h)
1/9/65	L	67-66	(a)
3/1/65	W	82-75	(h)
1/7/66	L	78-62	(a)
2/28/66	W	112-90	(h)
1/7/67	L	61-60	(a)
3/1/67	W	110-90	(h)
1/12/68	L	122-93	(a)
3/1/68	W	96-84	(h)
12/6/68	L	111-84	(h)
1/10/69	L	86-81	(a)
3/1/69	L	89-86	(h)
1/9/70	L	104-63	(a)
2/28/70	L	112-96	(h)
1/8/71	L	114-106	(a)
2/27/71	W	100-94	(h)
1/20/86	W	83-75	(h)
2/3/86	L	90-72	(a)
2/4/87	W	63-57	(h)
2/26/87	L	108-84	(a)
1/18/90 (2OT)	W	101-97	(h)
2/17/90	L	92-73	(a)
12/8/02	L	72-55	(a)
12/14/03	L	67-58	(h)
1/15/05	W	64-63	(h)
2/22/05	W	65-49	(a)
1/29/06 (OT)	W	84-78	(a)
3/5/06	L	64-61	(h)
1/20/17	L	86-67	(a)
3/3/07 (OT)	L	98-90	(h)
2/6/08	L	62-55	(h)
3/8/08 (OT)	L	75-72	(a)
1/21/09	W	75-69	(h)
2/18/09	L	80-67	(a)
2/6/10	L	65-71	(a)
3/6/10	L	60-61	(h)
<b>FORDHAM (1-1)</b>			
12/22/70	L	85-83	(h)
12/30/94	W	55-43	(h)
<b>FORT LAUDERDALE NAS (0-1)</b>			
2/4/46	L	32-31	(h)
<b>FURMAN (0-2)</b>			
1/4/52	L	55-53	(h)
1/3/55	L	91-74	(h)
<b>GEORGE MASON (1-1)</b>			
1/1/90 (OT)	W	101-91	(a)
11/23/90	L	97-91	(h)
<b>GEORGE WASHINGTON (0-2)</b>			
2/11/71	L	83-81	(a)
12/29/91	L	78-64	(n)
<b>GEORGETOWN (12-19)</b>			
1/24/55	W	84-81	(h)
1/2/88	L	82-78	(h)
1/7/89	L	112-79	(a)
1/25/92	L	60-40	(a)
2/15/92	L	75-58	(h)
3/13/92	L	77-64	(n)
1/2/93	W	80-69	(h)
3/3/93	L	82-64	(a)
3/11/93	L	67-40	(n)
12/7/93	L	61-47	(h)
1/29/94	L	77-40	(a)
1/7/95	L	71-64	(a)
2/4/95	W	67-61	(h)
3/10/95	L	69-58	(n)
1/13/96	L	72-67	(a)
3/7/96	L	92-62	(n)
1/4/97	W	69-67	(a)
1/18/97 (OT)	W	68-65	(h)

3/6/97	L	63-59	(n)
12/6/97	W	66-56	(h)
3/4/98	L	62-56	(n)
12/30/98	W	64-63	(a)
2/6/99	W	71-58	(h)
3/4/99	W	65-54	(h)
1/15/00	L	65-61	(a)
2/7/00	W	77-55	(h)
1/2/02	W	79-71	(a)
3/7/02 (OT)	W	84-76	(n)
2/22/03	L	74-72	(h)
1/31/04 (OT)	L	87-80	(h)
2/7/04	L	80-64	(a)

**GEORGIA (1-3)**

1938-39	L	41-19	(a)
11/3/85	W	81-78	(h)
12/14/90	L	78-60	(h)
12/22/92	L	69-67	(a)

**GEORGIA STATE (3-0)**

11/29/85	W	82-72	(h)
12/12/97	W	80-64	(h)
12/18/98	W	76-55	(a)

**GEORGIA TECH (6-5)**

1/3/53	W	82-60	(h)
2/27/67	L	90-84	(a)
12/27/97	L	89-61	(h)
1/06/05	L	80-69	(a)
2/26/05	L	76-72	(h)
2/4/06	W	70-53	(a)
12/3/06	W	90-82	(h)
1/12/08	W	78-68	(h)
2/17/08	W	64-63	(a)
3/4/09	L	78-68	(a)
2/10/10	W	64-62	(h)

**HARTFORD (3-1)**

3/3/86	W	66-62	(h)
2/27/90	L	62-58	(h)
12/13/96	W	74-58	(h)
12/11/99	W	97-61	(h)

**HAVANA (5-1)**

2/3/28	W	38-14	(h)
1928-29	L	26-22	(h)
1938-39	W	38-34	(h)
1938-39	W	46-40	(h)
1/7/49	W	73-57	(h)
1/8/49	W	66-53	(h)

**HAWAII (2-1)**

12/6/67	W	102-83	(a)
12/7/67	L	110-76	(a)
1/31/69	W	84-82	(h)

**HOFSTRA (1-0)**

1/4/86	W	70-63	(h)
--------	---	-------	-----

**HOLY CROSS (1-0)**

12/29/61	W	77-71	(h)
----------	---	-------	-----

**HOUSTON (5-9)**

1/25/56	L	95-77	(h)
12/22/56	W	67-63	(h)
12/9/59	W	72-63	(a)
1/23/60	L	88-79	(h)
1/21/61	W	89-78	(h)
2/8/62	L	80-69	(h)
1/24/63	W	71-70	(h)
2/13/64	L	93-83	(a)
2/20/65	W	103-91	(h)
2/17/66	L	111-96	(a)
2/18/67	L	105-86	(h)
2/15/68	L	106-64	(a)
2/14/70	L	118-98	(a)
2/20/71	L	99-93	(h)

**HOWARD (1-1)**

12/6/91	L	64-55	(h)
11/29/01	W	87-71	(h)

**ILLINOIS (0-1)**

12/28/69	L	86-76	(h)
----------	---	-------	-----

**ILLINOIS STATE (0-1)**

12/22/99	L	87-78	(n)
----------	---	-------	-----

**INDIANA (1-0)**

12/15/01	W	58-53	(h)
----------	---	-------	-----

**IPFW (1-0)**

12/30/03	W	75-52	(h)
----------	---	-------	-----

**IONA (1-0)**

1/7/60	W	69-67	(a)
--------	---	-------	-----

**JACKSONVILLE NAVY (1-2)**

1941-42	W	44-18	(h)
1941-42	L	46-25	(a)
1941-42	L	44-37	(a)

**JACKSONVILLE (25-6)**

12/2/57	W	89-87	(h)
1/17/58	L	86-72	(a)
1/16/59	W	64-62	(a)
2/14/59	W	95-93	(h)
12/3/59	W	106-98	(h)
1/13/60 (OT)	W	78-70	(a)
1/13/61 (OT)	W	93-84	(a)
2/20/61	W	96-80	(h)
12/2/61	W	93-80	(h)
11/29/97	W	74-70	(a)
1/10/62	W	90-89	(a)
1/9/63	W	103-91	(a)
2/5/63	W	112-105	(h)
1/8/64	W	97-92	(a)
2/4/64	W	117-92	(h)
1/7/65	W	86-82	(a)
1/16/65	W	127-99	(h)
1/8/66	L	71-69	(a)
2/12/66	W	117-104	(h)
1/6/67	W	75-70	(a)
1/14/67	W	106-86	(h)
1/13/68	W	72-67	(a)
1/18/68	W	76-75	(h)
1/11/69	W	94-87	(a)
2/25/69	W	95-86	(h)
1/10/70	L	121-87	(a)
3/4/70	L	108-97	(h)
1/9/71	L	124-82	(a)
3/2/71	L	94-75	(h)
12/18/96	W	74-57	(h)
11/29/97	W	74-70	(a)

**JEWISH PROG. ATLANTA (0-1)**

1938-39	L	39-24	(h)
---------	---	-------	-----

**JUNIOR C. OF C. (1-1)**

1928-29	W	25-24	(h)
1928-29	L	28-23	(h)

**KANSAS (1-3)**

1/17/87	L	82-47	(a)
1/12/89	W	87-86	(h)
1/10/90	L	100-73	(h)
1/16/91	L	73-60	(a)

**KENTUCKY (1-3)**

12/3/56	L	114-75	(a)
12/5/98	L	74-65	(a)
1/29/00	L	60-57	(h)
12/6/08	W	73-67	(a)

**KENTUCKY WESLEYAN (4-1)**

1/31/56	L	86-82	(h)
1/24/57	W	100-95	(h)
12/16/57	W	96-78	(a)
1/26/59	W	69-64	(h)
2/22/60	W	104-95	(h)

**KEY WEST NAVY (1-0)**

1951-52	W	85-55	(h)
---------	---	-------	-----

**LAFAYETTE (4-1)**

1/11/71	W	78-75	(h)
---------	---	-------	-----

1/14/91	L	73-57	(h)
3/12/99	W	75-54	(n)
11/24/01	W	79-69	(h)
11/25/06	W	98-66	(h)

**LA SALLE (4-9)**

2/5/51	L	95-84	(h)
2/6/51 (OT)	W	77-75	(h)
1/7/61	L	88-74	(a)
1/25/62	L	73-61	(h)
1/4/63	L	78-76	(a)
1/23/64	W	121-99	(h)
12/8/64	L	90-86	(a)
3/5/66	W	108-102	(h)
12/7/66	L	99-82	(a)
1/2/68	L	92-84	(h)
12/11/68	L	96-71	(a)
2/17/70	W	103-96	(h)
12/9/70	L	97-77	(a)

**LEHIGH (6-1)**

12/4/70	W	74-67	(h)
12/27/89	L	83-59	(n)
1/9/91	W	99-67	(h)
12/30/96	W	68-32	(h)
12/27/00	W	71-52	(h)
12/30/02	W	68-62	(h)
12/9/06	W	79-58	(h)

**LONG ISLAND (1-0)**

12/16/88	W	102-66	(h)
----------	---	--------	-----

**UL LAFAYETTE (0-1)**

12/20/99	L	66-60	(n)
----------	---	-------	-----

**UL MONROE (1-0)**

11/23/03	W	78-60	(h)
----------	---	-------	-----

**LSU (3-1)**

12/11/50	W	68-62	(h)
12/11/52	L	86-58	(a)
12/11/57	W	73-65	(a)
12/27/01	W	68-61	(n)

**LOUISVILLE (2-7)**

1/5/51	L	73-60	(h)
12/29/52	L	84-74	(h)
1/31/57	L	89-60	(h)
1/30/61	W	71-69	(h)
12/6/61	L	77-59	(a)
2/9/63	W	94-84	(h)
12/28/65 (OT)	L	85-84	(h)
12/31/05	L	58-43	(n)
12/23/06	L	82-59	(a)

**LOYOLA (N.O.) (9-7)**

12/10/52	L	71-54	(a)
12/10/55	W	83-82	(a)
12/10/57	L	76-52	(h)
1/25/58	W	89-82	(h)
2/16/59	W	93-84	(h)
12/12/59	W	86-70	(a)
2/11/61	W	65-61	(h)
2/10/62	L	113-70	(h)
2/15/64 (OT)	W	97-90	(a)
2/13/65	W	115-86	(h)
2/19/66	L	89-76	(a)
2/11/67	W	68-66	(h)
2/17/68	L	86-84	(a)
2/15/69	W	89-80	(h)
1/31/70	L	98-84	(a)
2/6/71	L	107-88	(h)



**MARIST (2-1)**

2/1/88 (OT)	W	79-76	(a)
2/18/88	L	73-62	(h)
11/15/07	W	85-61	(n)

**MARQUETTE (2-2)**

3/5/86	L	84-62	(a)
1/24/87 (OT)	W	91-89	(h)
1/16/88	L	65-51	(a)
1/28/89	W	106-90	(h)

**MARSHALL (2-1)**

1941-42	L	37-33	(h)
2/23/71	W	89-88	(h)
12/27/91	W	70-55	(n)

**MARYLAND (10-7)**

1/28/49	L	43-42	(h)
1/29/49	W	58-48	(h)
2/1/54	L	63-57	(h)
1/22/62	L	71-68	(h)
12/29/64	W	80-73	(h)
1/30/68	W	93-73	(h)
12/21/68	W	92-85	(n)
12/29/70	L	111-77	(h)
2/5/05 (OT)	W	75-73	(h)
1/7/06	W	84-70	(h)
3/1/06	L	65-61	(a)
1/10/07	W	63-58	(a)
3/8/07	W	67-62	(n)
2/23/08	W	78-63	(h)
1/14/09	W	62-60	(h)
1/31/09	L	73-68	(a)
1/26/10	L	59-81	(a)

**MD-BALTIMORE COUNTY (3-0)**

1/11/88	W	75-56	(h)
11/27/89	W	91-74	(h)
12/9/03	W	61-52	(h)

**MD-EASTERN SHORE (3-0)**

2/12/86	W	77-55	(h)
1/14/87	W	88-66	(h)
11/25/88	W	108-80	(h)

**MASSACHUSETTS (2-0)**

12/12/04	W	80-53	(h)
1/2/06	W	72-71	(a)

**MCDILL FIELD (2-0)**

2/19/46	W	54-50	(a)
1/31/48	W	67-48	(a)

**MEMPHIS (5-6)**

1/4/56	L	79-71	(n)
1/18/64	W	78-69	(h)
2/15/66	L	86-72	(a)
2/2/67	W	88-63	(h)
2/13/68	L	67-44	(a)
1/21/91	L	80-72	(a)
2/11/91 (OT)	L	83-82	(h)
12/22/97	W	65-57	(a)
12/22/98	W	80-64	(a)
12/4/99	L	82-72	(a)
12/21/00	W	66-57	(h)
Formerly Memphis State University			

**MERCER (1-1)**

1938-39	L	56-37	(a)
2/3/90	W	53-47	(h)

**MIAMI BEACH (1-0)**

1928-29	W	66-18	(h)
---------	---	-------	-----

**MIAMI BEACH ALL-STARS (1-0)**

12/3/52	W	70-45	(h)
---------	---	-------	-----

**MIAMI BEACH CANOE CLUB (2-0)**

2/21/28	W	52-21	(h)
2/23/28	W	18-9	(h)

**MIAMI (OHIO) (5-4)**

1/17/47	L	60-44	(a)
1/10/55	L	75-73	(h)

12/30/58 (OT)	L	89-87	(h)
12/21/59	W	83-78	(a)
1/4/61 (2OT)	W	102-100	(h)
12/28/61	W	83-73	(h)
2/2/65	W	100-85	(h)
2/22/69	W	74-68	(h)
12/27/90 (2OT)	L	101-99	(n)

**MICHIGAN (0-4)**

11/27/87	L	109-76	(n)
3/13/97	L	76-63	(a)
11/29/05	L	74-53	(a)
3/22/06	L	71-65	(a)

**MINNESOTA (1-0)**

12/2/09	W	63-58	(h)
---------	---	-------	-----

**MISSISSIPPI (2-0)**

12/21/49	W	82-67	(h)
12/22/49	W	55-43	(h)

**MISSISSIPPI COLLEGE (1-0)**

1/19/56	W	89-84	(h)
---------	---	-------	-----

**MISSISSIPPI STATE (2-2)**

12/13/57	L	66-64	(n)
12/28/90	W	74-67	(n)
12/11/06	L	70-52	(h)
12/13/07	W	64-58	(a)

**MISSOURI (0-1)**

3/14/02	L	93-80	(n)
---------	---	-------	-----

**MONMOUTH (1-1)**

2/4/88 (OT)	L	64-62	(h)
11/22/99	W	67-46	(h)

**MOREHEAD STATE (4-3)**

1/18/47	W	61-56	(a)
2/20/56	L	102-89	(h)
2/23/59	W	102-85	(h)
2/23/61	W	85-70	(h)
12/4/61	L	107-81	(a)
2/1/69 (OT)	W	92-91	(h)
2/1/71	L	76-75	(h)

**MORGAN STATE (2-0)**

11/19/05	W	83-51	(h)
11/24/07	W	55-51	(h)

**MOUNT ST. MARY'S (1-0)**

12/8/66	W	86-83	(a)
---------	---	-------	-----

**MUFFETS (2-0)**

12/14/48	W	69-51	(h)
12/6/49	W	78-37	(h)

**MURRAY STATE (2-1)**

1/30/53	L	69-65	(h)
12/14/59	W	92-80	(h)
12/8/61	W	69-67	(a)

**NAVY (0-1)**

2/7/87	L	78-62	(n)
--------	---	-------	-----

**NAVY REC. BARRACKS (0-1)**

1/16/46	L	46-43	(h)
---------	---	-------	-----

**NEBRASKA (1-3)**

11/30/51	W	70-60	(h)
12/18/71	L	85-58	(a)
12/16/00	L	72-64	(h)
12/30/06	L	82-67	(h)

**NEVADA (1-1)**

12/14/63 (OT)	W	81-78	(a)
12/11/66	L	89-79	(a)

**NEW HAMPSHIRE (1-0)**

11/23/02	W	93-58	(h)
----------	---	-------	-----

**NEW MEXICO (0-2)**

1/29/87	L	87-78	(a)
2/1/89	L	110-93	(h)

**NEW ORLEANS (0-2)**

1/7/86	L	64-57	(a)
2/15/86	L	85-75	(h)

**DURAND SCOTT****NEW YORK UNIVERSITY (1-1)**

12/29/54	L	74-67	(h)
12/28/67	W	102-91	(h)

**NIAGARA (1-0)**

12/10/64	W	74-67	(a)
----------	---	-------	-----

**NORFOLK STATE (1-0)**

1/02/05	W	76-58	(h)
---------	---	-------	-----

**NORTH CAROLINA (2-14)**

1/13/50	L	55-53	(h)
1/14/50	L	66-51	(h)
12/6/86	L	122-77	(a)
2/5/90	L	87-74	(a)
12/18/99	L	78-68	(n)
12/4/00	L	67-45	(a)
1/4/03 (OT)	W	64-61	(h)
1/7/04	L	89-64	(a)
1/22/05	L	87-67	(a)
1/14/06	W	81-70	(a)
2/12/06	L	80-70	(h)
1/31/07	L	105-64	(a)
1/23/08	L	98-82	(h)
1/17/09	L	82-65	(a)
2/15/09	L	69-65	(h)
3/2/10	L	62-69	(a)

**NORTH CAROLINA A&T (4-0)**

12/22/03	W	81-62	(h)
11/22/05	W	87-62	(h)
12/23/07	W	95-64	(h)
12/21/09	W	80-59	(h)

**UNC ASHEVILLE (1-0)**

12/1/93	W	82-60	(h)
---------	---	-------	-----

**NORTH CAROLINA CENTRAL (2-0)**

1/3/09	W	76-42	(h)
11/14/09	W	83-53	(h)

**NC STATE (4-6)**

1939-40	L	46-35	(a)
1/09/05	W	67-66	(h)
12/18/05	L	81-69	(a)
2/8/06 (2OT)	L	86-77	(h)
2/10/07	W	80-65	(h)
1/19/08 (OT)	L	79-77	(a)
3/13/08	W	63-50	(n)
1/27/09 (OT)	L	84-81	(a)
3/7/09	W	72-64	(h)
2/27/10	L	66-71	(h)

**UNC WILMINGTON (1-1)**

12/29/92	L	88-73	(h)
11/20/09	W	67-60	(n)

**NORTH FLORIDA (2-0)**

12/20/07	W	85-63	(h)
12/31/08	W	94-41	(h)

**NORTHEASTERN (2-0)**

1/31/91	W	79-63	(h)
11/25/00	W	92-86	(h)

**NORTHEASTERN ILLINOIS (2-0)**

11/25/94	W	66-48	(h)
11/24/95	W	81-58	(h)



ADRIAN THOMAS

**NORTHERN IOWA (1-0)**

11/27/98 W 78-69 (h)

**NORTHWESTERN (0-1)**

11/28/06 L 59-61 (a)

**NOTRE DAME (7-8)**

2/22/86 L 126-73 (h)

3/5/87 L 65-49 (a)

1/27/90 L 107-60 (a)

1/12/91 L 60-52 (h)

1/23/96 W 72-64 (h)

2/28/96 W 71-59 (a)

2/25/97 L 69-60 (a)

2/14/98 W 66-57 (h)

2/22/98 W 65-59 (a)

1/9/99 L 71-68 (h)

1/25/00 W 63-49 (a)

2/26/00 W 55-52 (h)

3/9/00 W 61-58 (n)

2/23/02 L 90-77 (h)

1/28/04 L 72-62 (a)

**NOVA SOUTHEASTERN (1-0)**

11/16/09 W 108-58 (h)

**OHIO STATE (2-2)**

12/21/53 L 106-81 (h)

12/27/98 W 72-64 (h)

3/19/00 W 75-62 (n)

12/2/08 L 73-68 (h)

**OHIO UNIVERSITY (1-1)**

12/18/65 W 105-100 (h)

12/30/69 L 99-74 (h)

**OKLAHOMA CITY (5-4)**

2/10/58 W 83-66 (h)

1/29/60 W 97-84 (h)

1/6/62 (OT) L 118-113 (h)

1/30/65 W 115-92 (h)

1/10/67 W 111-109 (h)

2/26/70 L 91-90 (h)

12/19/70 (OT) L 94-91 (n)

1/2/71 W 90-87 (h)

1/22/71 L 88-75 (a)

**OKLAHOMA STATE (1-0)**

3/15/06 W 62-59 (h)

**OLD DOMINION (1-0)**

12/26/88 W 77-76 (n)

**ORAL ROBERTS (1-1)**

11/28/88 W 108-103 (h)

2/25/89 L 99-92 (a)

**OREGON STATE (0-1)**

12/1/69 L 86-81 (h)

**PENN STATE (0-4)**

11/29/86 L 74-61 (h)

11/27/90 L 93-67 (a)

1/25/91 L 69-57 (h)

3/15/95 L 62-56 (a)

**PENNSYLVANIA (5-3)**

1/2/48 L 53-46 (h)

12/29/49 W 64-62 (h)

12/30/49 W 53-51 (h)

12/29/51 L 89-64 (h)

12/28/53 L 67-54 (h)

12/27/66 W 82-78 (h)

12/28/88 W 102-69 (n)

1/2/08 W 88-62 (h)

**PENSACOLA NAS (2-0)**

2/14/47 W 69-50 (h)

2/15/47 W 64-36 (h)

**Pepperdine (1-1)**

12/13/69 (OT) L 93-90 (a)

1/3/10 W 86-63 (a)

**PI CHI (2-0)**

1939-40 W 42-29 (n)

1940-41 W 45-27 (n)

**PITTSBURGH (16-17)**

12/26/47 W 43-40 (a)

12/21/48 W 58-52 (h)

12/22/48 L 80-48 (h)

1/18/51 L 81-56 (a)

2/9/55 L 78-72 (h)

12/12/58 L 69-65 (a)

12/28/62 W 86-85 (h)

12/5/64 W 85-71 (a)

1/6/68 W 100-84 (h)

12/27/68 W 72-70 (h)

12/5/69 W 85-67 (a)

1/29/92 L 82-52 (a)

2/4/92 L 77-55 (h)

3/12/92 W 83-71 (n)

1/6/93 L 85-78 (a)

1/23/93 L 86-84 (h)

1/12/94 L 83-55 (a)

2/1/94 L 80-71 (h)

2/18/95 L 67-61 (a)

2/25/95 (OT) W 76-68 (h)

1/20/96 W 66-57 (h)

1/8/97 L 76-72 (a)

2/5/97 W 78-63 (h)

1/3/98 W 73-65 (a)

1/30/99 L 60-54 (a)

2/23/99 W 85-52 (h)

2/1/00	W	64-60	(h)
2/31/00	W	74-66	(a)
1/8/01	L	62-51	(a)
3/7/01	L	78-69	(a)
1/15/02 (OT)	W	76-69	(h)
3/8/02	L	76-71	(n)
1/10/04 (2OT)	L	84-80	(h)

**PONCE DE LEON (0-1)**

1928-29 L 12-11 (h)

**PRINCETON (1-1)**

12/28/48 W 37-35 (h)

12/29/48 (2OT) L 62-55 (h)

**PROVIDENCE (15-15)**

12/8/62 W 82-75 (a)

3/19/63 L 106-96 (n)

1/20/87 L 92-88 (h)

1/27/88 W 83-77 (a)

1/24/89 L 106-91 (h)

2/21/90 L 101-67 (a)

2/12/92 L 73-51 (h)

3/7/92 L 62-57 (a)

1/19/93 W 75-66 (h)

2/16/93 L 75-60 (a)

1/8/94 L 81-59 (a)

2/26/94 L 88-60 (h)

1/18/95 W 81-75 (a)

2/11/95 W 69-63 (h)

2/14/96 L 77-54 (a)

3/2/96 W 66-59 (h)

1/15/97 W 71-69 (h)

2/4/98 W 64-54 (h)

2/18/98 L 59-57 (a)

2/13/99 W 69-65 (a)

2/16/00 L 47-45 (h)

1/16/01 W 78-64 (a)

1/20/01 L 80-70 (h)

1/19/02 (OT) W 102-96 (h)

2/26/02 W 81-65 (a)

1/29/03 W 60-57 (h)

2/18/03 L 73-63 (a)

2/21/04 L 70-57 (a)

11/18/07 W 64-58 (n)

3/18/09 W 78-66 (a)

**PURDUE (0-2)**

12/30/87 L 110-82 (n)

3/14/99 L 73-63 (n)

**QUINNIPIAC (1-0)**

12/29/99 W 80-66 (h)

**RADFORD (1-0)**

1/10/87 W 66-62 (n)

**REDLAND (1-0)**

1928-29 W 42-11 (h)

**RHODE ISLAND (4-1)**

1/3/62 W 80-70 (h)

12/6/62 W 88-80 (a)

1/4/64 W 105-88 (h)

1/5/70 W 105-95 (h)

11/25/03 L 54-53 (n)

**RIDER (1-0)**

12/18/85 W 81-58 (h)

**RIO GRANDE (0-1)**

12/19/53 L 89-88 (h)

**ROBERT MORRIS (2-0)**

11/30/94 W 66-51 (h)

12/14/08 W 70-62 (h)

**ROLLINS (36-13)**

1/14/28 W 52-15 (h)

1/23/28 L 32-21 (a)

1928-29 W 34-15 (h)

1928-29 W 34-13 (a)

1930-31 L 32-22 (h)

1930-31 W 41-39 (h)

1930-31	L	39-36	(a)
1930-31	L	26-22	(a)
1938-39	W	48-29	(h)
1938-39	L	49-45	(h)
1938-39	W	52-39	(a)
1938-39	L	42-28	(a)
1939-40	L	51-50	(h)
1939-40	L	38-25	(h)
1939-40	L	56-49	(a)
1939-40	W	50-49	(a)
1940-41	W	55-29	(h)
1940-41	W	57-41	(h)
1940-41	W	44-35	(a)

2/11/50	W	70-54	(a)
12/7/50	L	59-58	(a)
1/10/51	W	79-54	(h)
12/15/51	L	78-63	(a)
2/15/52	W	98-61	(h)
2/5/53	W	68-60	(a)
2/12/53	W	95-69	(h)
2/4/54	L	85-71	(a)
1/8/55	W	93-76	(h)
2/12/55	W	77-69	(a)
1/21/56	W	86-72	(h)
2/9/56	W	89-82	(a)
1/19/57	W	63-51	(h)
2/7/57	W	93-86	(a)
1/13/58	W	90-71	(h)
1/30/58	L	72-68	(a)
12/3/58	W	104-87	(h)
2/6/59	W	84-81	(a)
12/1/59	W	110-86	(h)
2/2/60	W	90-79	(a)
12/1/60	W	80-62	(a)
2/1/61	W	103-75	(h)
1/31/62	W	89-67	(a)
2/19/62	W	92-54	(h)
1/30/63	W	120-72	(a)
2/12/63	W	144-75	(h)
12/19/63	W	108-90	(h)
1/28/64	W	127-85	(a)
1/23/65	W	128-95	(a)
2/23/65	W	148-79	(h)

**RUTGERS (8-4)**

1/3/89 (OT)	W	99-94	(a)
2/25/96	L	71-55	(a)
3/6/96	W	77-67	(n)
2/2/97	L	60-59	(a)
2/8/97	W	53-50	(h)
12/2/97	W	63-55	(h)
1/13/99	W	74-62	(a)
2/27/99	W	68-63	(h)
2/5/00	W	58-52	(a)
2/17/02	L	64-61	(a)
1/21/04	W	73-63	(h)
2/4/04 (OT)	L	72-70	(a)

**SACRED HEART (1-0)**

1/2/06 W 63-57 (h)

**ST. FRANCIS (NY) (1-0)**

3/16/63 W 71-70 (n)

**ST. FRANCIS (PA) (2-0)**

1/5/87 W 85-82 (h)

12/30/01 W 71-48 (h)

**ST. JOHN'S (14-16)**

1/3/63	W	67-59	(a)
12/12/64	L	79-77	(h)
2/25/67	L	97-70	(a)
1/4/92	L	83-69	(a)
1/14/92	W	45-42	(h)
1/16/93	L	78-74	(a)
2/20/93	W	82-77	(h)
1/22/94	L	75-63	(h)
2/8/94	L	78-63	(a)
1/11/95	W	82-79	(a)

2/13/95	W	71-69	(h)
2/20/96 (2OT)	W	96-91	(h)
12/3/96	L	61-57	(h)
2/22/97	L	77-73	(a)
3/5/97 (OT)	W	76-68	(n)
1/13/98	L	73-64	(a)
1/6/99	W	84-79	(h)
2/3/99	W	73-70	(a)
3/5/99	L	62-59	(h)
3/5/00	W	74-70	(h)
3/10/00	L	58-57	(n)
1/22/01 (OT)	L	67-63	(a)
2/10/01 (2OT)	L	85-79	(h)
1/8/02	L	71-60	(a)
2/13/02	W	79-56	(h)
2/2/03	L	77-74	(a)
3/8/03	L	76-73	(h)
1/14/04	W	70-64	(a)
12/2/07	W	66-47	(h)
12/27/08	W	70-56	(a)

**ST. JOSEPH'S (PA) (1-3)**

1/20/51	L	58-47	(a)
3/12/64	L	86-76	(n)
1/3/91	L	92-79	(a)
2/6/91	W	87-64	(h)

**ST. LOUIS (0-2)**

3/16/61	L	58-56	(n)
12/23/88	L	86-71	(n)

**ST. MARY'S (CA) (5-0)**

12/12/63	W	101-86	(a)
12/15/64	W	89-77	(h)
12/4/67	W	77-70	(h)
12/19/69	W	91-84	(h)
3/21/08	W	78-64	(n)

**ST. PETER'S (1-0)**

1/19/63	W	91-75	(h)
---------	---	-------	-----

**ST. THOMAS (2-0)**

12/3/69	W	62-60	(h)
12/17/87	W	71-47	(h)

Formerly Biscayne College

**SAM HOUSTON STATE (1-0)**

12/17/93	W	73-58	(h)
----------	---	-------	-----

**SAN DIEGO (1-0)**

11/24/08	W	80-45	(n)
----------	---	-------	-----

**SAN DIEGO STATE (1-1)**

1/31/87 (OT)	W	83-82	(a)
2/6/88	L	56-49	(h)

**SAN FRANCISCO (2-1)**

12/8/60	W	68-56	(a)
12/17/63	W	95-83	(h)
12/9/65	L	105-89	(a)

**SANTA CLARA (0-3)**

12/6/60	L	66-65	(a)
12/10/63	L	86-77	(a)
12/7/65	L	78-74	(a)

**SAVANNAH STATE (3-0)**

3/2/89	W	107-98	(h)
11/30/02	W	91-57	(h)
1/3/04	W	105-65	(h)

**SEBRING A.C. (1-0)**

2/16/28	W	36-23	(a)
---------	---	-------	-----

**SEBRING FIREMEN (1-0)**

1930-31	W	38-35	(a)
---------	---	-------	-----

**SETON HALL (8-15)**

12/29/56	L	92-80	(h)
12/29/69	L	93-90	(h)
1/4/71	W	89-81	(h)
1/7/92	L	64-52	(a)
3/4/92 (OT)	L	90-82	(h)
12/7/92	L	65-56	(a)
2/23/93	L	85-73	(h)

1/26/94	L	77-48	(h)
2/19/94	L	85-63	(a)
3/10/94	L	69-51	(n)
1/2/95	L	72-54	(a)
2/22/95	W	61-57	(h)
12/2/95	W	80-70	(h)
1/10/96	L	66-63	(a)
2/10/97	W	61-51	(a)
12/31/97	W	78-65	(a)
2/24/98	L	76-71	(h)
1/27/99	W	77-71	(h)
1/11/00	W	71-64	(a)
2/1/01	W	72-66	(h)
1/18/03	L	76-53	(a)
3/12/03	L	67-52	(n)
2/24/04	L	76-66	(h)

**7TH NAVAL DISTRICT (0-1)**

1/17/46	L	53-19	(h)
---------	---	-------	-----

**SHENANDOAH PRESB. (1-0)**

1940-41	W	50-36	
---------	---	-------	--

**SOUTH CAROLINA (6-3)**

12/17/48	W	59-40	(h)
12/18/48	W	65-64	(h)
12/14/49	W	64-54	(h)
12/15/49	W	57-56	(h)
2/5/55	L	83-77	(h)
1/2/60 (OT)	W	107-106	(h)
12/5/87	L	76-63	(h)
3/15/05	L	69-67	(a)
11/22/09	W	85-70	(n)

**SOUTH CAROLINA STATE (1-1)**

11/23/04	L	60-50	(h)
12/12/09	W	91-54	(h)

**SOUTH CAROLINA UPSTATE (1-0)**

11/28/09	W	70-41	(h)
----------	---	-------	-----

**SOUTH FLORIDA (6-2)**

1/23/88	W	80-75	(h)
3/1/88	W	92-71	(a)
2/6/89 (2OT)	W	106-104	(h)
2/18/89	W	85-78	(a)
1/6/90	L	93-77	(a)
2/24/90	W	81-73	(h)
12/5/90	L	79-71	(a)
2/25/91	W	67-58	(h)

**SOUTHERN CALIFORNIA (0-2)**

12/1/90	L	92-71	(a)
12/27/92	L	86-66	(n)

**SOUTHERN ILLINOIS (1-0)**

11/14/97	W	73-61	(a)
----------	---	-------	-----

**SOUTHERN METHODIST (0-2)**

12/19/90 (2OT)	L	93-88	(a)
12/20/91	L	69-60	(h)

**SOUTHERN MISS (2-1)**

12/1/55	L	63-61	(a)
2/16/57	W	85-78	(h)
11/21/08	W	70-60	(n)

Formerly Mississippi Southern

**SOUTHWEST TEXAS STATE (0-1)**

12/4/92	L	60-57	(h)
---------	---	-------	-----

**SPRING HILL COLLEGE (0-2)**

12/14/55	L	79-71	(a)
2/2/57	L	84-75	(h)

**STANFORD (1-1)**

12/30/86	W	71-58	(n)
1/16/89	L	93-59	(a)

**STETSON (47-33)**

1/20/28	W	33-25	(h)
1/24/28	L	32-26	(a)
1928-29	W	35-13	(h)
1928-29	L	20-13	(a)
1930-31	L	36-16	(h)

1930-31	L	37-15	(a)
1939-40	L	33-29	(h)
1939-40	L	39-27	(h)
1939-40	L	48-42	(a)
1939-40	L	46-37	(a)
1940-41	L	46-29	(h)
1940-41	L	51-41	(h)
1940-41	L	45-40	(a)
1940-41	W	40-35	(a)
1941-42	L	47-42	(a)
1941-42	L	42-34	(a)
1941-42	L	44-37	(h)
1941-42	W	46-36	(h)
1/24/47	L	53-46	(h)
1/25/47	W	74-50	(h)
2/21/47	W	54-41	(a)
2/22/47	W	44-38	(a)
1/16/48	L	49-46	(a)
1/17/48	W	59-39	(a)
2/14/48	L	41-36	(h)
2/5/49	W	53-42	(h)
2/11/49	W	81-46	(a)
2/12/49	W	70-58	(a)
1/7/50	W	65-58	(h)
2/8/50	W	88-61	(a)
2/9/50	W	82-63	(a)
1/24/51	W	82-55	(h)
2/14/51	W	78-66	(a)
1/14/52	W	88-57	(h)
2/9/52	W	80-74	(a)
1/12/53	W	71-70	(h)
2/4/53	L	80-77	(a)
1/18/54	L	85-63	(h)
2/11/54	L	108-56	(a)
2/14/55	L	89-85	(a)
2/22/55	W	79-77	(h)
1/16/56	W	85-79	(h)
2/8/56	L	91-84	(a)
1/7/57	W	89-81	(h)
2/6/57	L	95-93	(a)
1/8/58	W	103-80	(h)
2/15/58	W	92-85	(a)
2/5/59	L	110-97	(a)
2/19/59	W	99-81	(h)
2/5/60	W	94-86	(a)
2/11/60	L	73-72	(h)
2/3/61	L	76-68	(a)
2/15/61	W	91-84	(h)
2/2/62	W	79-70	(a)
2/13/62	W	86-78	(h)
2/1/63	L	66-64	(a)
2/26/63	W	75-60	(h)
1/31/64	W	81-75	(a)
2/22/64	W	87-70	(h)
2/4/65	W	86-84	(a)
2/16/65	W	95-84	(h)
1/27/66	W	89-78	(a)
2/24/66	W	86-77	(h)
1/26/67	L	56-53	(a)
2/14/67	W	95-84	(h)
1/26/68	W	72-67	(a)
2/20/68	W	88-71	(h)
1/29/69	W	98-90	(a)
2/4/69	L	87-83	(h)
1/24/70	L	116-88	(a)
2/21/70	L	95-86	(h)
1/30/71	L	90-74	(a)
2/8/71	L	91-76	(h)
12/2/03	W	91-70	(h)
12/18/04	W	81-50	(h)
12/27/05	W	65-56	(h)
12/16/06	W	89-64	(h)
12/17/07	W	89-53	(h)
11/29/08	W	79-65	(h)
12/16/09	W	69-49	(a)

**SYRACUSE (5-14)**

12/28/63 (OT)	L	86-85	(h)
1/11/92	L	73-57	(a)
2/29/92	L	68-63	(h)
1/9/93	L	89-81	(a)
2/6/93	W	81-74	(h)
12/22/93	L	81-52	(a)
3/1/94	L	71-69	(h)
12/6/94	L	83-65	(h)
1/28/95	L	76-51	(a)
1/3/96	W	75-66	(h)
2/1/96	L	72-51	(a)
12/7/96	W	67-63	(h)
1/18/98	L	85-67	(a)
2/10/98	L	72-63	(h)
2/8/99	W	76-63	(a)
1/8/00	L	67-55	(h)
2/13/01	W	68-57	(a)
1/26/03	L	54-49	(h)
2/14/04	L	91-74	(h)

**TAMPA (44-10)**

1939-40	W	39-31	(a)
1941-42	W	38-34	(h)
1941-42	W	52-38	(h)
2/18/46	W	44-23	(a)
1/10/47	W	53-27	(h)
1/11/47	W	52-34	(h)
1/31/47	W	53-25	(a)
2/1/47	W	82-36	(a)
12/12/47	L	47-35	(h)
12/13/47	W	58-46	(h)
2/3/48	W	60-55	(a)
2/4/48	W	86-67	(a)
2/19/49	W	74-57	(h)
2/25/49	L	81-58	(a)
1/6/50	W	76-61	(h)
2/6/50	L	67-55	(a)
1/12/51 (OT)	L	77-75	(h)
2/24/51	L	94-74	(a)
1/18/52	W	87-61	(h)
2/23/52	W	87-78	(a)
1/16/53	L	72-65	(h)
2/21/53	L	86-84	(a)
2/12/54	W	69-65	(a)
2/22/54	W	67-59	(h)
1/17/55	W	103-76	(h)
2/17/55	W	105-89	(a)
12/6/55	W	96-59	(h)
2/11/56	W	94-74	(a)
12/11/56	W	97-84	(h)
2/9/57	W	78-77	(a)
12/5/57	W	69-67	(h)
1/31/58	W	90-84	(a)
12/5/58	W	113-71	(h)
2/3/59	W	86-84	(a)
12/5/59	W	98-65	(h)
2/3/60	W	74-73	(a)
12/3/60	W	93-64	(h)
2/18/61	W	108-99	(a)
1/30/62	L	113-95	(a)
2/17/62	W	96-81	(h)
1/29/63	W	78-76	(a)
2/18/63	W	112-91	(h)
12/3/63	W	101-95	(h)
1/29/64	W	134-104	(a)
12/1/64	W	136-119	(a)
2/9/65	W	141-110	(h)
12/1/65	W	120-91	(h)
1/29/66	W	83-71	(a)
12/1/66	W	72-63	(a)
1/16/67	W	97-86	(h)
12/12/67	W	104-103	(h)
1/10/68	L	78-76	(a)
1/6/69	L	62-61	(a)
2/18/69	W	95-79	(h)

## All-Time Series Results

**TEACHERS COLL. OF CONN. (1-0)**

12/15/50 W 60-48 (h)

**TEMPLE (1-2)**

12/29/61 L 85-67 (h)

12/20/03 W 72-66 (n)

12/27/05 L 73-56 (a)

**TENNESSEE (1-3)**

12/17/54 L 89-80 (n)

12/1/91 W 72-60 (n)

12/27/95 L 56-54 (h)

12/22/96 L 78-65 (a)

**TENNESSEE-MARTIN (1-0)**

12/29/00 W 70-54 (h)

**TENNESSEE TECH (4-0)**

3/7/47 W 55-51 (n)

2/8/89 W 111-101 (h)

11/26/02 W 78-72 (h)

12/23/04 W 69-57 (h)

**TEXAS (1-2)**

12/19/87 W 85-56 (h)

2/22/89 L 123-104 (a)

3/23/08 L 75-72 (n)

**TEXAS A&M (3-0)**

12/19/56 W 86-80 (h)

12/9/01 W 64-55 (a)

11/26/02 W 79-72 (h)

**TEXAS-ARLINGTON (1-0)**

11/13/05 W 76-65 (n)

**TEXAS CHRISTIAN (0-1)**

12/14/57 L 82-59 (n)

**TEXAS TECH (1-0)**

12/22/52 W 79-64 (h)

**TOLEDO (1-0)**

12/6/56 W 68-67 (a)

**TORONTO (1-0)**

1/8/59 W 97-75 (h)

**TOWSON STATE (1-0)**

1/11/86 W 71-66 (h)

**TULANE (5-4)**

1/22/47 L 60-39 (h)

12/29/55 W 86-75 (h)

12/29/58 W 94-72 (h)

2/3/68 L 99-88 (a)

1/16/69 L 90-79 (h)

1/29/70 L 105-90 (a)

1/16/71 W 74-71 (h)

3/3/90 W 93-60 (h)

11/19/09 W 74-54 (n)

**TULSA (1-1)**

2/22/62 W 83-66 (h)

3/24/00 L 80-71 (n)

**TURNER'S SPORTS SHOP (2-2)**

1928-29 W 43-23 (h)

1928-29 W 36-17 (h)

1928-29 L 36-27 (h)

1930-31 L 33-24 (h)

**UCLA (0-4)**

12/12/69 L 127-69 (a)

12/21/85 L 109-64 (a)

12/1/88 L 91-66 (h)

3/13/98 L 65-62 (n)

**UNLV (0-2)**

12/28/94 L 56-55 (h)

11/29/96 L 55-43 (a)

**UTAH (1-0)**

1/3/66 W 88-87 (h)

**VALPARAISO (0-1)**

12/28/56 L 81-76 (h)

**VILLANOVA (10-13)**

2/18/92 L 74-50 (a)

2/25/92 L 61-50 (h)

1/30/93 L 82-69 (a)

3/6/93 W 77-76 (h)

2/12/94 L 77-58 (h)

3/5/94 L 83-63 (a)

1/25/95 L 92-62 (h)

2/7/95 L 73-63 (a)

12/5/95 L 70-68 (h)

1/27/96 L 90-62 (a)

1/11/97 W 61-59 (a)

1/22/98 W 78-63 (h)

1/31/98 L 78-75 (a)

2/16/99 W 103-82 (h)

1/11/00 W 67-66 (a)

2/17/01 W 80-62 (a)

3/3/01 W 65-53 (h)

1/24/02 W 76-58 (h)

2/5/02 W 65-56 (a)

2/8/03 (OT) L 72-67 (h)

2/25/03 L 75-56 (a)

1/25/04 L 76-69 (h)

3/2/04 W 59-56 (a)

**VIRGINIA (7-4)**

2/10/66 W 80-75 (h)

12/10/66 W 80-78 (a)

1/12/05 W 91-80 (a)

3/10/05 L 66-65 (n)

1/24/06 L 71-51 (a)

2/3/07 L 81-70 (a)

2/21/07 W 68-60 (h)

3/1/08 W 95-93 (h)

2/26/09 W 62-55 (a)

1/16/10 L 57-75 (a)

2/23/10 W 74-62 (h)

**VCU (3-1)**

2/22/88 W 96-93 (a)

1/9/89 L 87-77 (h)

2/9/91 W 73-58 (h)

11/16/07 W 69-63 (n)

**VIRGINIA TECH (10-9)**

1/10/01 L 85-74 (a)

2/6/01 W 86-61 (h)

1/12/02 W 77-68 (a)

3/2/02 W 83-77 (h)

2/11/03 W 85-65 (h)

3/5/03 W 79-71 (a)

1/17/04 W 65-59 (a)

2/02/05 L 73-63 (h)

2/19/05 L 71-58 (a)

2/22/06 W 70-59 (h)

1/23/07 L 92-85 (h)

2/24/07 L 73-57 (a)

2/9/08 W 74-71 (a)

3/14/08 L 63-49 (n)

1/25/09 (OT) L 88-83 (h)

3/12/09 L 65-47 (n)

1/13/10 L 66-81 (a)

1/31/10 W 82-75 (h)

3/12/10 W 70-65 (n)

**VOLKS A.C. (0-1)**

2/10/28 L 42-26 (h)

**WAGNER (0-1)**

12/29/93 L 57-55 (h)

**WAKE FOREST (4-8)**

2/5/40 L 46-17 (a)

1/28/91 L 72-66 (a)

1/29/05 L 94-82 (a)

2/15/05 L 68-63 (h)

1/31/06 W 78-69 (h)

1/6/07 L 59-58 (h)

2/17/07 L 74-69 (a)

1/29/08 L 70-68 (a)

2/4/09 W 79-52 (h)

1/9/10 W 67-66 (h)

2/2/10 L 53-62 (a)

3/11/10 W 83-62 (n)

**WASHINGTON (0-3)**

12/1/67 L 96-54 (a)

12/2/67 L 81-80 (a)

1/15/90 L 83-67 (a)

**WASHINGTON & LEE (1-0)**

12/18/54 W 80-75 (n)

**WEST VIRGINIA (6-7)**

12/30/55 L 83-78 (h)

1/5/91 L 71-67 (a)

2/6-96 W 68-65 (h)

2/17/96 L 72-69 (a)

3/1/97 L 82-54 (h)

1/10/98 L 98-84 (a)

2/28/98 W 70-66 (h)

1/16/99 W 64-55 (a)

1/5/00 W 66-58 (h)

2/22/00 W 68-50 (a)

2/28/01 W 73-66 (h)

1/7/03 L 68-63 (a)

3/6/04 L 58-53 (h)

**WESTERN KENTUCKY (1-13)**

3/8/47 L 55-46 (a)

1/21/49 L 78-45 (h)

1/22/49 L 63-47 (h)

1/27/50 L 65-61 (h)

1/28/50 L 78-61 (h)

2/15/50 L 79-57 (a)

2/16/50 L 83-47 (a)

1/16/51 L 89-47 (a)

1/26/51 L 68-64 (h)

1/25/52 L 102-74 (h)

1/22/53 L 98-56 (h)

1/31/59 W 109-95 (h)

3/8/60 L 107-84 (n)

12/28/66 L 94-89 (h)

**WICHITA STATE (1-0)**

12/30/88 W 81-59 (n)

**WILLIAM & MARY (1-0)**

2/2/66 W 88-66 (h)

**WINTHROP (2-2)**

12/14/86 L 63-55 (h)

1/9/88 W 62-60 (h)

12/16/96 W 81-56 (h)

12/29/07 L 76-70 (n)

**WISCONSIN (0-2)**

12/7/85 L 88-66 (a)

12/8/86 L 65-54 (h)

**WISCONSIN-GREEN BAY (2-1)**

12/9/85 W 67-63 (a)

1/3/87 L 62-45 (h)

11/15/05 W 80-54 (n)

**WOFFORD (2-0)**

11/20/04 W 67-64 (h)

12/10/05 W 71-40 (h)

**XAVIER (2-1)**

2/2/56 W 77-75 (h)

12/29/59 W 87-69 (h)

11/27/04 (OT) L 83-70 (n)

**YALE (4-2)**

12/29/50 L 78-62 (h)

12/27/51 L 70-68 (h)

12/27/55 W 92-90 (h)

12/28/64 W 86-71 (h)

12/20/68 W 77-71 (n)

12/29/86 (OT) W 78-75 (n)

**YMHA (2-0)**

1940-41 W 48-39 (h)

12/15/48 W 61-46 (h)



**1926-27****SEASON RECORD: 7-1****ART WEBB, HEAD COACH**

Rollins	W	45-20
YMCA	W	55-11
St. Petersburg	W	45-23
Havana	L	23-28
Oglethorpe	W	49-26
Stetson	W	38-18
Florida Southern	W	54-24
Florida	W	39-20

Season Totals: 348-170

**1927-28****SEASON RECORD: 8-4****ART WEBB, HEAD COACH**

1/14	Rollins	W	52-15
1/20	Stetson	W	33-25
1/23	at Rollins	L	21-32
1/24	at Stetson	L	26-32
1/25	at Florida Southern	L	26-40
2/3	Havana	W	38-14
2/10	Volks AC	L	26-42
2/15	at Florida	W	40-39
2/16	at Sebring AC	W	36-23
2/18	Florida Southern	W	38-18
2/21	Mia Beach Canoe Club	W	52-21
2/23	Mia Beach Canoe Club	W	18-9

Season Totals: 406-310

**1928-29****SEASON RECORD: 13-6****TOM MCCANN, HEAD COACH**

Rollins	W	34-15
Havana	L	22-26
Ponce de Leon	L	11-12
Miami Beach	W	66-18
Stetson	W	35-13
Agoga	W	49-19
at Rollins	W	34-13
at Florida Southern	L	15-39
at Stetson	L	13-20
Church League All-Stars	W	68-23
Turner's Sports Shop	W	43-17
Turner's Sports Shop	W	36-17
Florida Southern	W	36-29
Junior C. of C.	W	25-24
Agoga	W	63-33
Junior C. of C.	L	23-28
Redland	W	42-11
City Hall	W	28-20
Turner's Sports Shop	L	27-36

Season Totals: 670-419

**1929-30****UM DID NOT HAVE A TEAM****1930-31****SEASON RECORD: 3-7****ART WEBB, HEAD COACH**

Turner's Sports Shop	L	24-33
Rollins	L	22-32
Rollins	W	41-39
Florida Southern	W	27-24
Stetson	L	16-36
at Sebring Fireman	W	38-35
at Stetson	L	15-37
at Florida Southern	L	21-40
at Rollins	L	26-29
at Rollins	L	22-26

Season Totals: 252-331

**1931-32****SEASON RECORD: 17-1****TOM MCCANN, HEAD COACH**  
**WON SOUTH FLORIDA AAU TITLE****1932-38****UM DID NOT HAVE A TEAM****1938-39****SEASON RECORD: 4-6****HART MORRIS, HEAD COACH**

Havana	W	38-34
Havana	W	46-40
Rollins	W	48-29
Rollins	L	45-49
at Rollins	W	52-39
at Rollins	L	28-42
at Mercer	L	37-56
at Georgia	L	19-41
Jewish Prog., Atlanta	L	24-39
at Albany Ga. Blues	L	35-53

Season Totals: 372-422

**1939-40****SEASON RECORD: 8-12****HART MORRIS, HEAD COACH**

Stetson	L	29-33
Stetson	L	27-39
Rollins	L	50-51
Rollins	L	25-38
at NC State	L	35-46
2/5 at Wake Forest	L	17-46
at Elon	L	30-58
2/8 at Florida	L	23-36
2/9 at Florida	L	26-53
at Tampa	W	39-31
at Florida Southern	W	43-42
at Rollins	L	49-56
at Rollins	W	50-49
at Stetson	L	43-48
at Stetson	L	37-46
at Florida Southern	W	37-30
Eastern Air Lines	W	30-25
*Boynton	W	41-29
*Pi Chi	W	42-29
*Freshmen	W	43-39

Season Totals: 716-824


\* Gold Ball Tournament

**1940-41****SEASON RECORD: 10-6****HART MORRIS, HEAD COACH**

Stetson	L	29-46
Stetson	L	41-51
YMHA	W	48-39
Rollins	W	55-29
Rollins	W	57-41
at Florida Southern	W	57-43
at Rollins	W	44-35
at Stetson	L	40-45
at Stetson	W	40-35
Florida Southern	W	41-33
Florida Southern	L	38-50
2/21 Florida	L	35-48
2/22 Florida	L	50-62
Pi Chi*	W	45-27
Shenandoah Presby.*	W	50-36
Freshmen*	W	37-34

Season Totals: 707-654

\* Gold Ball Tournament

**1941-42****SEASON RECORD: 9-7****HART MORRIS, HEAD COACH**

Marshall	L	33-37
Jacksonville Navy	W	44-18
Florida Southern	W	41-21
Florida Southern	W	41-25
Alumni	W	52-32
2/5 at Florida	L	31-47
2/6 at Florida	L	34-37
at Florida Southern	W	41-34
at Stetson	L	42-47
at Stetson	L	34-42
Tampa	W	38-34
Tampa	W	52-38
at Jacksonville Navy	L	25-46
at Jacksonville Navy	L	37-44
Stetson	L	37-44
Stetson	W	46-36

Season Totals: 628-570

**1942-45****RESULTS NOT AVAILABLE****1945-46****SEASON RECORD: 8-5****W.H. STEERS, HEAD COACH**

1/11	Coast Guard	W	46-45
1/16	Navy Rec. Barracks	L	43-46
1/17	7th Navy District	L	19-53
1/25	Boca Raton AAF	L	40-55
1/26	Coast Guard	W	54-45
2/4	Ft. Lauderdale NAS	L	31-32
2/5	Boca Raton AAF	L	41-48
2/9	Caribbean A.S.	W	46-41
2/11	Florida Southern	W	45-40
2/12	Florida Southern	W	53-47
2/18	at Tampa	W	44-23
2/19	at McDill Field	W	54-50
2/20	at Florida Southern	W	46-43

Season Totals: 560-568



1946-47

SEASON RECORD: 20-7

HART MORRIS, HEAD COACH

12/13	Florida Southern	W	38-25
12/14	Florida Southern	L	25-41
12/20	Florida	W	36-33
12/21	Florida	W	39-35
1/3	at Florida	L	28-42
1/4	at Florida	L	28-61
1/10	Tampa	W	53-27
1/11	Tampa	W	52-34
1/17	at Miami (Ohio)	L	44-60
1/18	at Morehead State	W	61-56
1/22	Tulane	L	39-60
1/24	Stetson	L	46-53
1/25	Stetson	W	74-50
1/29	at Boca Raton AAF	W	61-43
1/31	at Tampa	W	53-25
2/1	at Tampa	W	82-36
2/6	Cincinnati	W	57-54
2/7	at Florida Southern	W	55-43
2/8	at Florida Southern	W	61-43
2/14	Pensacola NAS	W	69-50
2/15	Pensacola NAS	W	64-36
2/21	at Stetson	W	54-41
2/22	at Stetson	W	44-38
2/28	Banana River AF	W	68-48
3/6	City Coll. Charleston	W	56-52
3/7	Tennessee Tech	W	55-51
3/8	Western Kentucky	L	46-55
Season Totals:			1400-1192

1947-48

SEASON RECORD: 11-7

HART MORRIS, HEAD COACH

12/12	Tampa	L	35-47
12/13	Tampa	W	58-46
12/19	Florida	W	67-50
12/20	Florida	L	55-58
12/26	Pittsburgh	W	43-40
1/2	Pennsylvania	L	46-53
1/16	at Stetson	L	46-49
1/17	at Stetson	W	59-39
1/31	at McDill Field	W	67-38
2/3	at Tampa	W	60-5
2/4	at Tampa	W	86-67
2/6	at Florida Southern	L	50-59
2/7	at Florida Southern	W	52-43
2/14	Stetson	L	36-41
2/20	at Florida	L	50-72
2/21	at Florida	W	52-49
2/27	Florida Southern	W	76-44
2/28	Florida Southern	W	59-42
Season Totals:			997-902

1948-49

SEASON RECORD: 19-8

HART MORRIS, HEAD COACH

1948	Checker Cab	W	73-33
12/14	Muffets	W	69-51
12/15	YMHA	W	61-46
12/17	South Carolina	W	59-40
12/18	South Carolina	W	65-64
12/21	Pittsburgh	W	58-52
12/22	Pittsburgh	L	48-80
12/28	Princeton	W	37-35
12/29	Princeton	L2OT	55-62
1/7	Havana	W	73-57
1/8	Havana	W	66-53
1/14	Florida	W	75-65
1/15	Florida	W	44-42
1/21	Western Kentucky	L	45-78
1/22	Western Kentucky	L	47-63
1/28	Maryland	L	42-43
1/29	Maryland	W	58-48
2/5	Stetson	W	53-42
2/8	at Florida Southern	W	68-47
2/9	at Florida Southern	W	68-57
2/11	at Stetson	W	81-46
2/12	at Stetson	W	70-58
2/19	Tampa	W	74-57
2/22	at Florida	L	56-90
2/23	at Florida	W	60-50
2/25	at Tampa	L	58-81
3/7	vs. Eastern Illinois*	L	73-89
Season Totals:			1633-1515
* NAIB Tournament (Kansas City, Mo.)			

1949-50

SEASON RECORD: 14-9

HART MORRIS, HEAD COACH

12/7	Muffets	W	78-37
12/10	Florida	L	53-60
12/14	South Carolina	W	64-54
12/15	South Carolina	W	57-56
12/21	Mississippi	W	82-67
12/22	Mississippi	W	55-43
12/29	Pennsylvania	W	64-62
12/30	Pennsylvania	W	53-51
1/6	Tampa	W	76-61
1/7	Stetson	W	65-58
1/13	North Carolina	L	53-55
1/14	North Carolina	L	51-66
1/20	Florida Southern	W	69-59
1/21	Florida Southern	W	59-49
1/27	Western Kentucky	L	61-65
1/28	Western Kentucky	L	61-78
2/6	at Tampa	L	55-67
2/8	at Stetson	W	88-61

2/9	at Stetson	W	82-63
2/11	Rollins	W	70-54
2/15	at Western Kentucky	L	57-79
2/16	at Western Kentucky	L	47-83
2/18	at Florida	L	46-66
Season Totals:			1446-1393

1950-51

SEASON RECORD: 10-12

HART MORRIS, HEAD COACH

12/7	at Rollins	L	58-59
12/9	at Florida Southern	W	64-61
12/11	LSU	W	68-62
12/15	Teachers Coll. of CT	W	60-48
12/19	Florida State	W	80-61
12/27	Dartmouth	W	61-52
12/29	Yale University	L	78-62
1/5	Louisville	L	73-60
1/10	Rollins	W	79-54
1/12	Tampa	LOT	75-77
1/16	at Western Kentucky	L	47-89
1/18	at Pittsburgh	L	56-81
1/20	at St. Joseph's (Pa.)	L	47-58
1/24	Stetson	W	82-55
1/26	Western Kentucky	L	64-68
2/2	Florida	L	71-78
2/5	La Salle	L	84-95
2/6	La Salle	WOT	77-75
2/9	Florida Southern	W	79-65
2/13	at Florida	L	61-71
2/14	at Stetson	W	78-66
2/24	at Tampa	L	74-94
Season Totals:			1487-1520

1951-52

SEASON RECORD: 14-8

HART MORRIS, HEAD COACH

	Boca Chica	W	90-53
	Key West Navy	W	85-55
12/12	Culver-Stockton	W	68-54
12/15	at Rollins	L	63-78
12/17	at Florida	L	65-69
11/30	Nebraska	W	70-60
12/27	Yale	L	68-70
12/29	Pennsylvania	L	64-89
1/4	Furman	L	53-55
1/9	Florida Southern	W	106-43
1/11	Florida State	W	93-56
1/14	Stetson	W	88-57
1/18	Tampa	W	87-61
1/25	Western Kentucky	L	74-102
2/1	Bowling Green	L	67-78
2/7	at Florida Southern	W	58-41
2/9	at Stetson	W	80-74
2/11	at Florida State	W	76-63
2/15	Rollins	W	98-61
2/18	Florida	W	76-68
2/23	at Tampa	W	87-78
2/28	vs. Florida State*	L	70-73
Season Totals:			1633-1515
* NAIB District Tournament (DeLand, Fla.)			

1952-53

SEASON RECORD: 8-12

DAVE WIKE, HEAD COACH

12/1	Florida Southern	W	83-60
12/10	at Loyola (N.O.)	L	54-71
12/11	at Louisiana State	L	58-86
12/16	Florida	W	75-73
12/18	Columbia	L	59-65
12/22	Texas Tech	W	79-64
12/29	Louisville	L	74-84
1/3	Georgia Tech	W	82-60

1/9	Florida State	W	93-65
1/12	Stetson	W	71-70
1/16	Tampa	L	65-72
1/22	Western Kentucky	L	56-98
1/30	Murray State	L	65-69
2/2	at Florida	L	56-78
2/4	at Stetson	L	77-80
2/5	at Rollins	W	68-60
2/12	Rollins	W	95-69
2/21	at Tampa	L	84-86
2/23	at Florida State	L	75-81
2/24	at Eglin Field	L	64-66
Season Totals:			1433-1457

1953-54

SEASON RECORD: 5-10

DAVE WIKE, HEAD COACH

12/12	Florida	W	85-75
12/19	Rio Grande	L	88-98
12/21	Ohio State	L	81-106
12/28	Pennsylvania	L	54-67
1/4	Brandeis	L	48-68
1/9	Florida State	W	78-61
1/15	at Florida	L	52-75
1/18	Stetson	L	63-85
2/1	Maryland	L	57-63
2/4	at Rollins	L	71-85
2/5	at Florida State	W	69-76
2/11	at Stetson	L	56-108
2/12	at Tampa	W	69-65
2/13	at Fla. Southern	W2OT	77-70
2/22	Tampa	WOT	67-59
Season Totals:			1015-1161

1954-55

SEASON RECORD: 10-11

BRUCE HALE, HEAD COACH

12/13	Florida Southern	W	58-44
12/16	Florida	L	61-70
12/17	vs. Tennessee*	L	80-89
12/18	vs. Washington & Lee*	W	80-75
12/20	at Florida State	L	66-71
12/29	New York University	L	67-74
1/3	Furman	L	74-91
1/8	Rollins	W	93-76
1/10	Miami (Ohio)	L	73-75
1/13	at Florida	L	68-80
1/17	Tampa	W	103-76
1/24	Georgetown	W	84-81
2/5	South Carolina	W	77-83
2/9	Pittsburgh	L	72-78
2/12	at Rollins	W	77-69
2/14	at Stetson	L	85-89
2/16	at Florida Southern	W	73-71
2/17	at Tampa	W	105-89
2/19	at Key West Navy	W	87-75
2/22	Stetson	W	79-77
2/25	Florida State	L	80-86
Season Totals:			1642-1619

\* Blue Gray Tournament (Montgomery, Ala.)

1955-56

SEASON RECORD: 14-12

BRUCE HALE, HEAD COACH

12/3	Florida Southern	W	92-80
12/6	Tampa	W	96-59
12/10	at Mississippi Southern	L	61-63
12/12	at Loyola (N.O.)	W	83-82
12/14	at Spring Hill College	L	71-79
12/19	Florida	L	69-74
12/22	Bradley	W	80-73
12/27	Yale	W	92-90
12/29	vs. Tulane*	W	86-75



12/30	vs. West Virginia*	L	78-83
1/4	vs. Memphis State*	L	71-79
1/5	vs. Clemson*	L	96-98
1/7	at Florida State	L	76-78
1/9	Mississippi College	W	89-84
1/13	at Florida	L	85-87
1/16	Stetson	W	85-79
1/21	Rollins	W	86-72
1/25	Houston	L	77-95
1/31	Kentucky Wesleyan	L	82-86
2/2	Xavier	W	77-75
2/8	at Stetson	L	84-91
2/9	at Rollins	W	89-82
2/10	at Florida Southern	W	91-90
2/11	at Tampa	W	94-74
2/20	Morehead State	L	89-102
2/25	Florida State	W	91-85

Season Totals: 2170-2115

\* Orange Bowl Classic (Miami, Fla.)

^ Senior Bowl Classic (Mobile, Ala.)

### 1956-57

#### SEASON RECORD: 13-13

#### BRUCE HALE, HEAD COACH

12/1	Florida Southern	W	84-69
12/3	Kentucky	L	75-114
12/5	at Dayton	L	48-87
12/6	at Toledo	W	68-67
12/8	at Akron	L	80-106
12/11	Tampa	W	97-84
12/15	Florida	L	65-89
12/19	Texas A&M	W	86-80
12/22	Houston	W	67-63
12/27	vs. Connecticut*	L	70-74
12/28	vs. Valparaiso*	L	76-81
12/29	vs. Seton Hall*	L	80-92
1/3	Colorado	L	66-73
1/7	Stetson	W	89-81
1/10	at Florida	L	63-98
1/12	at Florida State	W	85-77
1/19	Rollins	W	63-51
1/24	Kentucky Wesleyan	W	100-95
1/31	Louisville	L	60-89
2/2	Spring Hill	L	75-84
2/6	at Stetson	L	93-95
2/7	at Rollins	W	93-86
2/8	at Florida Southern	L	85-95
2/9	at Tampa	W	78-77
2/26	Mississippi Southern	W	85-78
2/23	Florida State	W	98-82

Season Totals: 2029-2167

\* Orange Bowl Classic

### 1957-58

#### SEASON RECORD: 14-8

#### BRUCE HALE, HEAD COACH

12/2	Jacksonville	W	89-87
12/5	Tampa	W	69-67
12/10	Loyola (N.O.)	L	62-76
12/11	at Louisiana State	W	73-65
12/13	vs. Mississippi State*	L	64-66
12/14	vs. Texas Christian*	L	59-82
12/16	at Kentucky Wesleyan	W	96-78
12/21	Florida	L	64-73
1/8	Stetson	W	103-80
1/13	Rollins	W	90-71
1/16	at Florida	L	70-75
1/17	Jacksonville	L	72-86
1/18	at Florida State	L	70-71
1/25	Loyola (N.O.)	W	89-82
1/30	at Rollins	L	68-72

1/31	at Tampa	W	90-84
2/5	at Florida Southern	W	84-69
2/8	Army	W	92-82
2/10	Oklahoma City	W	83-66
2/15	at Stetson	W	92-85
2/17	Florida Southern	W	76-58
2/22	Florida State	W	86-66

Season Totals: 1741-1652

\* Montgomery Classic

### 1958-59

#### SEASON RECORD: 18-7

#### BRUCE HALE, HEAD COACH

12/3	Rollins	W	104-87
12/5	Tampa	W	113-71
12/8	Florida Southern	W	107-80
12/12	vs. Pittsburgh*	L	65-69
12/13	vs. Clemson*	L	61-66
12/17	Florida	W	92-82
12/19	Florida State	W	85-79
12/20	vs. The Citadel*	L	77-93
12/29	vs. Tulane+	W	94-72
12/30	vs. Miami (Ohio)+	LOT	87-89
1/8	Toronto	W	97-55
1/15	at Florida	L	70-85
1/16	at Jacksonville	W	64-62
1/17	at Florida State	L	69-93
1/26	Kentucky Wesleyan	W	69-64
1/31	Western Kentucky	W	109-95
2/2	at Florida Southern	W	79-76
2/3	at Tampa	W	86-84
2/5	at Stetson	L	97-110
2/6	at Rollins	W	84-81
2/14	Jacksonville	W	95-93
2/16	Loyola (N.O.)	W	93-84
2/19	Stetson	W	99-81
2/23	Morehead State	W	102-85
2/28	Florida State	W	92-85

Season Totals: 2190-2029

\* Steel Bowl Classic (Pittsburgh, Pa.)

^ The Citadel Invitational (Charleston, S.C.)

+ Hurricane Classic

### 1959-60

#### SEASON RECORD: 23-4

#### NCAA TOURNAMENT

#### BRUCE HALE, HEAD COACH

12/1	Rollins	W	110-86
12/3	Jacksonville	W	106-98
12/5	Tampa	W	98-65
12/9	at Houston	W	72-63
12/10	at Centenary	L	77-84
12/12	at Loyola (N.O.)	W	86-70
12/14	Murray State	W	92-80
12/19	Florida	W	79-77
12/21	at Miami (Ohio)	W	83-78
12/28	vs. Brigham Young*	W	110-93
12/29	vs. Xavier*	W	87-69
1/2	South Carolina	WOT	107-106
1/7	at Iona	W	69-67
1/13	at Jacksonville	WOT	78-70
1/14	at Florida	W	70-65
1/16	at Florida State	W	93-91
1/23	Houston	L	79-88
1/29	Oklahoma City	W	97-84
2/2	at Rollins	W	90-79
2/3	at Tampa	W	74-73
2/4	at Stetson	W	94-86
2/6	at Florida Southern	W	88-71

### 1957-58



2/11	Stetson	L	72-73
2/18	Florida Southern	W	121-85
2/22	Kentucky Wesleyan	W	104-95
2/27	Florida State	W	107-89
3/8	vs. Western Kentucky*	L	84-107

Season Totals: 2427-2192

\* Hurricane Classic

^ NCAA Tournament (Lexington, Ky.)

### 1960-61

#### SEASON RECORD: 20-7

#### NIT

#### BRUCE HALE, HEAD COACH

12/1	at Rollins	W	80-62
12/3	Tampa	W	93-64
12/6	at Santa Clara	L	65-66
12/8	at San Francisco	W	68-56
12/10	at Brigham Young	L	80-112
12/15	Florida Southern	W	87-54
12/17	Florida	W	93-74
12/28	vs. Army*	W	82-75
12/29	vs. Holy Cross*	W	77-71
1/4	Miami (Ohio)	W2OT	102-100
1/7	at La Salle	L	74-88
1/11	at Florida	L	73-81
1/13	at Jacksonville	WOT	93-84
1/14	at Florida State	L	78-89
1/21	Houston	W	89-78
1/26	Centenary	W	86-74
1/30	Louisville	W	71-69
2/1	Rollins	W	103-75
2/3	at Stetson	W	91-84
2/4	at Florida Southern	W	92-80
2/11	Loyola (N.O.)	W	65-61
2/15	Stetson	W	91-84
2/18	at Tampa	W	108-99
2/20	Jacksonville	W	96-80
2/23	Morehead State	W	85-70
2/25	Florida State	W	75-73
3/16	vs. St. Louis*	L	56-58

Season Totals: 2230-2036

\* Hurricane Classic

^ National Invitational Tournament (New York, N.Y.)

### 1961-62

#### SEASON RECORD: 14-12

#### BRUCE HALE, HEAD COACH

12/2	Jacksonville	W	93-80
12/4	at Morehead State	L	81-107
12/6	at Louisville	L	59-77
12/8	at Murray State	W	69-67
12/14	Florida Southern	W	96-67
12/16	Florida	W	66-61
12/28	vs. Miami (Ohio)*	W	83-73
12/29	vs. Temple*	L	67-85
1/3	Rhode Island	W	80-70
1/6	Oklahoma City	LOT	113-118
1/10	at Jacksonville	W	90-89
1/11	at Florida	L	62-74
1/13	at Florida State	L	60-65
1/22	Maryland	L	68-71
1/25	La Salle	L	61-73
1/30	at Tampa	L	95-113
1/31	at Rollins	W	89-67
2/2	at Stetson	W	79-70
2/3	at Florida Southern	W	82-73
2/8	Houston	L	69-80
2/10	Loyola (N.O.)	L	70-113
2/13	Stetson	W	86-78
2/17	Tampa	W	96-81
2/19	Rollins	W	92-54
2/22	Tulsa	W	83-66
2/24	Florida State	L	80-83

Season Totals: 2069-2045

\* Hurricane Classic

# All-Time Results

## 1962-63

SEASON RECORD: 23-5

NIT

BRUCE HALE, HEAD COACH

11/30	Florida	WOT	91-87
12/4	at Boston College	W	72-69
12/6	at Rhode Island	W	88-80
12/8	at Providence	W	82-75
12/13	Florida Southern	W	116-93
12/21	Duke	W	71-69
12/27	vs. Cornell*	W	94-85
12/28	vs. Pittsburgh*	W	86-85
1/3	at St. John's	W	67-59
1/4	at La Salle	L	76-78
1/9	at Jacksonville	W	103-91
1/10	at Florida	W	86-77
1/12	at Florida State	LOT	74-77
1/19	St. Peter's	W	99-75
1/24	Houston	W	71-70
1/29	at Tampa	W	78-76
1/30	at Rollins	W	120-72
2/1	at Stetson	L	64-66
2/2	at Florida Southern	W	99-83
2/5	Jacksonville	W	112-105
2/9	Louisville	W	112-84
2/12	Rollins	W	114-75
2/16	Loyola (N.O.)	L	77-84
2/18	Tampa	W	112-81
2/23	Florida State	W	99-70
2/26	Stetson	W	75-60
3/16	vs. St. Francis (N.Y.)	W	71-70
3/19	vs. Providence	L	96-106

Season Totals: 2505-2212

\* Hurricane Classic

^ National Invitational Tournament  
(New York, N.Y.)

## 1963-64

SEASON RECORD: 20-7

NIT

BRUCE HALE, HEAD COACH

12/3	Tampa	W	101-95
12/7	Florida	W	95-79
12/10	at Santa Clara	L	77-86
12/12	at St. Mary's (CA)	L	101-86
12/14	at Nevada	WOT	81-78
12/17	San Francisco	W	95-83
12/19	Rollins	W	108-90
12/27	vs. Army*	W	79-71
12/28	vs. Syracuse*	LOT	85-86
1/4	Rhode Island	W	105-88
1/8	Jacksonville	W	97-92

1/9	at Florida	L	91-114
1/11	at Florida State	L	78-80
1/18	Memphis State	W	78-69
1/23	La Salle	W	121-99
1/28	at Rollins	W	127-85
1/29	at Tampa	W	134-104
1/31	at Stetson	W	81-75
2/1	at Florida Southern	W	85-78
2/4	Jacksonville	W	117-92
2/10	Creighton	L	94-124
2/13	at Houston	L	83-93
2/15	at Loyola (N.O.)	WOT	97-90
2/18	Florida Southern	W	120-79
2/22	Stetson	W	87-70
2/29	Florida State	W	82-80
3/12	vs. St. Joseph's (Pa.)	L	76-86

Season Totals: 2575-2352

\* Hurricane Classic

^ National Invitational Tournament  
(New York, N.Y.)

## 1964-65

SEASON RECORD: 22-4

BRUCE HALE, HEAD COACH

12/1	at Tampa	W	136-119
12/4	vs. Duquesne*	W	99-95
12/5	vs. Pittsburgh*	W	85-71
12/8	at La Salle	L	86-90
12/10	at Niagara	W	74-67
12/12	St. John's	L	77-79
12/15	St. Mary's (CA)	W	89-77
12/19	Florida	W	67-58
12/28	vs. Yale	W	86-71
12/29	vs. Maryland	W	80-73
1/7	at Jacksonville	W	86-82
1/9	at Florida State	L	66-67
1/13	Florida Southern	W	124-93
1/16	Jacksonville	W	127-99
1/21	at Florida	L	69-86
1/23	at Rollins	W	128-92
1/30	Oklahoma City	W	115-92
2/2	Miami (Ohio)	W	100-85
2/4	at Stetson	W	86-84
2/5	at Florida Southern	W	94-82
2/9	Tampa	W	141-110
2/13	Loyola (N.O.)	W	115-86
2/16	Stetson	W	95-84
2/20	Houston	W	103-91
2/23	Rollins	W	148-79
3/1	Florida State	W	82-75

Season Totals: 2558-2190

\* Steel Bowl (Pittsburgh, Pa.)

^ Hurricane Classic



**BILL FOSTER** served as head Miami coach from 1985-90.

## 1965-66

SEASON RECORD: 15-11

BRUCE HALE, HEAD COACH

12/1	Tampa	W	120-91
12/4	Florida	L	66-77
12/7	at Santa Clara	L	74-78
12/9	at San Francisco	L	89-105
12/11	at Nevada	L	79-89
12/18	Ohio University	W	105-100
12/27	vs. Boston*	W	81-60
12/28	vs. Louisville*	LOT	84-85
1/3	Utah University	W	88-87
1/7	at Florida State	L	62-78
1/8	at Jacksonville	L	69-71
1/12	at Florida	L	66-111
1/15	Florida Southern	W	89-66
1/27	at Stetson	W	89-78
1/28	at Florida Southern	W	101-80
1/29	at Tampa	W	83-71
2/2	William & Mary	W	88-66
2/5	Creighton	W	91-81
2/10	Virginia	W	80-75
2/12	Jacksonville	W	117-104
2/15	at Memphis State	L	72-86
2/17	at Houston	L	96-111
2/19	at Loyola (N.O.)	L	76-89
2/24	Stetson	W	86-77
2/28	Florida State	W	112-90
3/5	La Salle	W	108-102

Season Totals: 2271-2208

\* Hurricane Classic

## 1966-67

SEASON RECORD: 15-11

BRUCE HALE, HEAD COACH

12/1	at Tampa	W	72-63
12/3	Florida	L	88-113
12/7	at La Salle	L	82-99
12/8	at Mount St. Mary's	W	86-83
12/10	at Virginia	W	80-78
12/16	vs. Clemson*	L	64-73
12/17	vs. Auburn*	W	87-73
12/27	vs. Pennsylvania	W	82-78
12/28	vs. Western Kentucky	L	89-94
1/6	at Jacksonville	W	75-70
1/7	at Florida State	L	60-61

1/10	Oklahoma City	W	111-109
1/14	Jacksonville	W	106-86
1/16	Tampa	W	97-86
1/19	Florida Southern	W	102-73
1/26	at Stetson	L	53-56
1/27	at Florida Southern	W	55-49
2/2	Memphis State	W	88-63
2/8	at Florida	L	57-73
2/11	Loyola (N.O.)	W	68-66
2/14	Stetson	W	95-84
2/18	Houston	L	86-105
2/21	Dayton	L	79-80
2/25	at St. John's	L	70-97
2/27	at Georgia Tech	L	84-90
3/1	Florida State	W	110-90

Season Totals: 2126-2091

\* Volunteer Classic

^ Hurricane Classic

## 1967-68

SEASON RECORD: 17-11

RON GODFREY, HEAD COACH

12/1	at Washington	L	54-96
12/2	at Washington	L	80-81
12/4	at St. Mary's (CA)	W	77-70
12/6	at Hawaii	W	102-83
12/7	at Hawaii	L	76-110
12/12	Tampa	W	104-103
12/16	Eastern Kentucky	W	93-87
12/19	Brown	W	72-71
12/27	vs. Dartmouth*	W	100-81
12/28	vs. New York Univ.*	W	102-91
1/2	La Salle	L	84-92
1/6	Pittsburgh	W	100-84
1/10	at Tampa	L	76-78
1/12	at Florida State	L	93-122
1/13	at Jacksonville	W	72-67
1/18	Jacksonville	W	76-75
1/26	at Stetson	W	72-67
1/27	at Florida Southern	W	94-76
1/30	Maryland	W	93-73
2/1	at Dayton	L	60-98
2/3	at Tulane	L	88-99
2/10	Florida A&M	W	108-98
2/13	at Memphis State	L	44-67
2/15	at Houston	L	64-106
2/17	at Loyola (N.O.)	L	84-86



1965

2/20	Stetson	W	88-71
2/24	Creighton	W	106-93
3/1	Florida State	W	96-84

Season Totals: 2368-2419  
 \* Hurricane Classic

**1968-69****SEASON RECORD: 14-10****RON GODFREY, HEAD COACH**

12/6	vs. Florida State*	L	84-111
12/7	vs. Florida*	L	62-111
12/11	at La Salle	W	71-96
12/13	at Alabama	L	72-85
12/20	vs. Yale*	W	77-71
12/21	vs. Maryland*	W	92-85
12/27	vs. Pittsburgh+	W	72-70
12/28	vs. Illinois+	L	76-86
1/4	Bucknell	W	89-84
1/6	at Tampa	L	61-62
1/10	at Florida State	L	81-86
1/11	at Jacksonville	W	94-87
1/16	Tulane	L	79-90
1/28	at Florida Southern	W	87-83
1/29	at Stetson	W	98-90
1/31	Hawaii	W	84-82
2/1	Morehead State	WOT	92-91
2/4	Stetson	L	83-87
2/8	Florida A&M	W	94-91
2/15	Loyola (N.O.)	W	89-80
2/18	Tampa	W	95-79
2/22	Miami (Ohio)	W	74-68
2/25	Jacksonville	W	95-86
3/1	Florida State	LOT	86-89

Season Totals: 1985-2048

\* Sunshine State Classic (Jacksonville, Fla.)

~ Marshall Tournament (Huntington, W.Va.)

+ Hurricane Classic

**1969-70****SEASON RECORD: 9-17****RON GODFREY, HEAD COACH**

12/1	Oregon State	L	81-86
12/3	Biscayne	W	62-60
12/5	vs. Pittsburgh*	W	85-67
12/6	vs. Duquesne*	L	88-94
12/12	at UCLA	L	69-127
12/13	at Pepperdine	LOT	90-93
12/19	at St. Mary's (CA)	W	91-84
12/29	vs. Seton Hall*	L	69-76
12/30	vs. Ohio University*	L	74-99
1/3	Bucknell	W	93-88
1/5	Rhode Island	W	105-95
1/9	at Florida State	L	63-114
1/10	at Jacksonville	L	87-121
1/15	Centenary	W	94-78
1/23	at Florida Southern	W	103-92
1/24	at Stetson	L	88-116
1/29	at Tulane	L	90-105
1/31	at Loyola (N.O.)	L	84-98
2/7	Florida A&M	W	118-111
2/12	at Centenary	L	86-107
2/14	at Houston	L	98-118
2/17	La Salle	W	103-96
2/21	Stetson	L	86-95
2/26	Oklahoma City	L	90-91
2/28	Florida State	L	96-112
3/4	Jacksonville	L	97-108

Season Totals: 2290-2521

\* Steel Bowl (Pittsburgh, Pa.)

~ Hurricane Classic

**1970-71****SEASON RECORD: 7-19****RON GODFREY, HEAD COACH**

12/4	Lehigh	W	74-67
12/9	at La Salle	L	77-97
12/11	at Dayton	L	77-91
12/18	vs. Nebraska*	L	58-85
12/19	vs. Oklahoma City*	LOT	91-94
12/22	Fordham	L	83-85
12/29	at Maryland	L	77-111
1/2	Oklahoma City	W	90-87
1/4	Seton Hall	W	89-81
1/8	at Florida State	L	106-114
1/9	at Jacksonville	L	82-124
1/11	Lafayette	W	78-75
1/16	Tulane	W	74-71
1/22	at Oklahoma City	L	75-88
1/23	at Creighton	L	84-104
1/29	at Florida Southern	LOT	95-96
1/30	at Stetson	L	74-90
2/1	Morehead State	L	75-76
2/6	Loyola (N.O.)	L	88-107
2/8	Stetson	L	76-91
2/11	at George Washington	L	81-83
2/13	at American	L	82-93
2/20	Houston	L	93-99
2/23	Marshall	W	89-88
2/27	Florida State	W	100-94
3/2	Jacksonville	L	75-94

Season Totals: 2143-2373

\* Husker Classic (Lincoln, Neb.)

**1971-85****UM DID NOT HAVE A TEAM****1985-86****SEASON RECORD: 14-14****BILL FOSTER, HEAD COACH**



11/22	The Citadel	W	85-77
11/29	Georgia State*	W	82-77
11/30	Georgia*	W	81-78
12/7	at Wisconsin	L	66-88
12/9	at Wis.-Green Bay	W	67-63
12/17	Florida	L	64-81
12/18	Rider	W	81-58
12/21	at UCLA	L	64-109
12/27	Brown*	L	61-62
12/28	Manhattan*	W	79-61
1/2	Fairfield	L	47-56
1/4	Hofstra	W	70-63
1/11	Towson State	W	71-66
1/18	Arizona	LOT	74-81
1/20	Florida State	W	83-75
1/23	Baptist	W	71-60
1/27	at Florida	L	53-75
1/31	at Brooklyn College+	W	102-93
2/3	at Florida State	L	72-90
2/8	at Dayton	L	68-79
2/12	MD-Eastern Shore	W	77-55
2/15	New Orleans	L	75-85
2/19	at Duke	L	82-102
2/22	Notre Dame	L	73-126
2/26	American	W	73-64
3/3	Hartford	W	66-62
3/5	at Marquette	L	62-84

Season Totals: 2006-2131

\* AMI Classic

~ Orange Bowl Tournament

+ West Palm Beach Auditorium

**KEVIN PRESTO & ERIC BROWN****TITO HORFORD****1986-87****SEASON RECORD: 15-16****BILL FOSTER, HEAD COACH**

11/28	vs. Central Florida*	W	64-54
11/29	vs. Penn State*	L	61-74
12/6	at North Carolina	L	77-122
12/8	Wisconsin	L	54-65
12/14	Winthrop	L	55-63
12/20	Dartmouth	L	86-88
12/22	Duke	L	67-74
12/29	vs. Yale#	WOT	78-75
12/30	vs. Stanford#	W	71-58
1/3	Wisconsin-Green Bay	L	45-62
1/5	St. Francis (Pa.)	L	85-82
1/8	vs. PR-Bayamon+	W	74-54
1/9	vs. PR-Rio Piedras+	W	111-64
1/10	vs. Radford+	W	66-62
1/14	MD-Eastern Shore	W	88-66
1/17	at Kansas	L	47-82
1/20	Providence	L	88-92
1/24	Marquette	WOT	91-89
1/29	at New Mexico	L	78-87
1/31	at San Diego State	WOT	83-82
2/4	Florida State	W	63-57

2/7	Navy	W	62-78
2/10	at Farleigh Dickinson*	L	70-73
2/14	Dayton	L	78-92
2/16	Armstrong State	W	97-47
2/18	Florida International	W	102-81
2/21	at Florida	L	60-99
2/26	at Florida State	L	84-108
2/28	Coppin State	W	115-76
3/5	Notre Dame	L	49-65
3/7	Brooklyn College	W	83-64

Season Totals: 2332-2335

\* AMI Classic

# Palm Beach Hurricane Classic

+ Puerto Rico Tournament

~ at Meadowlands

**1987-88****SEASON RECORD: 17-14****BILL FOSTER, HEAD COACH**

11/27	vs. Michigan*	L	76-109
11/28	vs. Duquesne*	W	84-73
11/29	vs. Alaska-Anchorage*	L	77-78
12/4	vs. Colgate*	W	96-68
12/5	vs. South Carolina*	L	63-76
12/17	St. Thomas	W	71-47
12/19	Texas	L	85-86
12/21	Alabama State	W	110-107

# All-Time Results

12/29	vs. American+	W	104-70
12/30	vs. Purdue+	L	82-110
1/2	Georgetown	L	78-82
1/4	Farleigh Dickinson	W	81-68
1/6	at Duke	L	69-107
1/9	Winthrop	W	62-60
1/11	Md. Baltimore Co.	W	75-56
1/16	at Marquette	L	51-65
1/20	Coppin State	W	64-54
1/23	South Florida	W	80-75
1/27	at Providence	W	83-77
2/1	Marist\$	WOT	79-76
2/4	Monmouth	LOT	62-64
2/6	San Diego State	L	49-56
2/9	at Brigham Young	L	86-99
2/15	Florida	L	73-83
2/18	Marist	L	62-72
2/22	at VCU	W	96-93
2/27	DePaul	L	82-101
3/1	at South Florida	W	92-71
3/5	Central Florida	W	100-80
3/8	at Dayton	L	89-90
3/12	Florida International	W	92-76

Season Totals: 2006-2131  
 \* Great Alaska Shootout  
 (Anchorage, Alaska)  
 ^ City of Miami Classic  
 + Eastern Airlines Palm Beach Classic  
 \$ at Madison Square Garden

## 1988-89

**SEASON RECORD: 19-12**  
**BILL FOSTER, HEAD COACH**

11/25	Md. Eastern Shore	W	108-80
11/28	Oral Roberts	W	108-103
12/1	UCLA	L	66-91
12/5	Bethune-Cookman	W	88-72
12/10	Duke	L	102-117
12/16	Long Island	W	102-66
12/19	at Florida	L	81-101
12/23	St. Louis*	L	71-86
12/24	Eastern Illinois*	W	83-68
12/25	Old Dominion*	W	77-76
12/28	Pennsylvania+	W	102-69
12/30	Wichita State+	W	81-59
1/3	at Rutgers	WOT	99-94
1/7	at Georgetown	L	79-112
1/9	VCU	L	77-87
1/12	Kansas	W	87-86
1/16	at Stanford	L	59-93
1/24	Providence	L	91-106
1/28	Marquette	W	106-90

2/1	New Mexico	L	93-110
2/4	Brigham Young	W	107-86
2/6	South Florida	W2OT	106-104
2/8	Tennessee Tech	W	111-101
2/11	at DePaul	L	79-87
2/14	Florida Atlantic^	W	79-74
2/18	at South Florida	W	85-78
2/22	at Texas	L	104-123
2/25	at Oral Roberts	L	92-99
2/27	Davidson	W	90-78
3/2	Savannah State	W	107-98
3/6	Florida International	W	89-82

Season Totals: 2809-2778  
 \* Chaminade Classic  
 + Eastern Airlines Palm Beach Classic  
 ^ at West Palm Beach Auditorium

## 1989-90

**SEASON RECORD: 13-15**  
**BILL FOSTER, HEAD COACH**

11/27	Md. Baltimore Co.	W	91-74
12/1	Baptist	W	77-67
12/6	Dayton	W	87-82
12/16	Alabama State	L	81-98
12/19	at Arizona	L	53-83
12/27	Lehigh*	L	59-83
12/29	Boston College*	L	60-69
1/1	at George Mason	WOT	101-91
1/6	at South Florida	L	77-93
1/10	Kansas	L	73-100
1/12	Brooklyn College	W	94-61
1/15	at Washington	L	67-83
1/18	Florida State	W2OT	101-97
1/20	Arizona State	L	58-62
1/27	at Notre Dame	L	60-107
1/31	at DePaul	L	48-76
2/3	Mercer	W	53-47
2/5	at North Carolina	L	74-87
2/10	at Davidson	W	72-64
2/12	DePaul	L	49-66
2/15	Central Conn. St.	W	62-40
2/17	at Florida St.	L	73-92
2/19	Florida	W	62-59
2/21	at Providence	L	67-101
2/24	South Florida	W	81-73
2/27	Hartford	L	58-62
3/3	Tulane	W	93-60
3/6	Florida International	W	83-55

Season Totals: 2014-2132  
 \* Eastern Airlines Palm Beach Classic

# HURRICANE BASKETBALL



CLOCKWISE: **BRANDON ADAMS, JOSEPH RANDON, JEROME SCOTT & JIM KIESERMAN** IN 1991-92.

## 1990-91

**SEASON RECORD: 9-19**  
**LEONARD HAMILTON, HEAD COACH**


11/23	George Mason	L	91-97
11/27	at Penn State	L	67-93
12/1	at Southern Cal	L	71-92
12/5	at South Florida	L	71-79
12/14	Georgia	L	60-78
12/17	Dartmouth	W	72-60
12/19	at SMU	L2OT	88-93
12/27	Miami (Ohio)*	L2OT	99-101
12/28	Mississippi State*	W	74-67
12/30	at Florida	L	60-62
1/3	at St. Joseph's (Pa.)	L	79-92
1/5	at West Virginia	L	67-71
1/9	Lehigh	W	99-67
1/12	Notre Dame	L	52-60
1/14	Lafayette	L	57-73
1/16	at Kansas	L	60-73
1/21	at Memphis State	L	72-80
1/25	Penn State	L	57-69
1/28	at Wake Forest	L	66-72
1/31	Northeastern	W	79-63
2/2	Davidson	W	79-67
2/6	St. Joseph's (Pa.)	W	87-64
2/9	VCU	W	73-58
2/11	Memphis State	LOT	82-83
2/23	DePaul	L	53-66
2/25	South Florida	W	67-58
3/4	Florida International	W	87-65
3/6	at DePaul	L	58-75

Season Totals: 2027-2078  
 \* Eastern Airlines Palm Beach Classic

## 1991-92

**SEASON RECORD: 8-24**  
**(1-17 BIG EAST)**  
**INAUGURAL BIG EAST SEASON**  
**LEONARD HAMILTON, HEAD COACH**

11/23	Barry	L	91-97
11/25	Florida Atlantic	W	83-53
11/29	Maine#	W	62-57
11/30	Eastern Kentucky#	L	61-66
12/1	Tennessee#	W	72-60
12/6	Howard	L	55-64
12/20	Southern Methodist	L	60-69
12/23	at Arizona State	L	57-62
12/27	Marshall+	W	70-55
12/29	George Washington+	L	64-78
1/2	at Connecticut*	L	62-85
1/4	at St. John's*	L	69-83
1/7	at Seton Hall*	L	52-64
1/11	at Syracuse*	L	57-73
1/14	St. John's*	W	45-42
1/18	Connecticut*	L	58-77
1/21	Boston College*	L	50-51
1/25	at Georgetown*	L	40-60
1/29	at Pittsburgh*	L	52-82
2/1	at Davidson	L	62-66
2/4	Pittsburgh*	L	55-77
2/12	Providence*	L	51-73
2/15	Georgetown*	L	58-75
2/18	at Villanova*	L	50-74
2/22	at Boston College*	L	49-55
2/25	Villanova*	L	50-61
2/29	Syracuse*	L	63-68
3/2	Florida International	W	68-63



**MARK RICHARDSON**



3/4	Seton Hall*	LOT	82-90
3/7	at Providence*	L	57-62
3/12	Pittsburgh*	W	83-71
3/13	Georgetown*	L	64-77
Season Totals:			1941-2160
* Big East Game			
# San Juan Shootout			
+ Palm Beach Classic			
^ Big East Tournament (New York, N.Y.)			

**1992-93****SEASON RECORD: 10-17****(7-11 BIG EAST)****LEONARD HAMILTON, HEAD COACH**

12/1	Florida International	L	64-72
12/4	Southwest Texas St.	L	57-60
12/7	at Seton Hall*	L	56-65
12/11	Barry	L	81-64
12/19	Florida Atlantic	W	84-61
12/22	at Georgia	L	67-69
12/27	Southern California	L	66-86
12/29	UNC Wilmington	L	73-88
1/2	Georgetown*	W	80-69
1/6	at Pittsburgh*	L	78-85
1/9	at Syracuse*	L	81-89
1/16	at St. John's*	L	74-78
1/19	Providence*	L	75-66
1/23	Pittsburgh*	L	84-86
1/26	Connecticut*	W	80-65
1/30	at Villanova*	L	69-82
2/4	Bethune-Cookman	W	78-54
2/6	Syracuse*	W	81-74
2/10	Boston College*	W	75-71
2/13	at Connecticut*	L	72-88
2/16	at Providence*	L	60-75
2/20	St. John's*	W	82-77
2/23	Seton Hall*	L	73-85
2/27	at Boston College*	L	58-70
3/3	at Georgetown*	L	64-82
3/6	Villanova*	W	77-76
3/11	Georgetown*	L	40-67

Season Totals: 1929-2004

\* Big East Game

^ Big East Tournament (New York, N.Y.)

**1993-94****SEASON RECORD: 7-20****(0-18 BIG EAST)****LEONARD HAMILTON, HEAD COACH**

11/26	Florida Atlantic	W	85-53
12/1	UNC Asheville	W	82-60
12/4	Florida A&M	W	91-47
12/7	Georgetown*	L	47-61
12/10	Bethune-Cookman	W	82-54
12/17	Sam Houston State	W	73-58
12/19	at Buffalo	W	63-57
12/22	at Syracuse*	L	52-81
12/29	Wagner	L	55-57
1/4	at Florida Atlantic	W	79-62
1/8	at Providence*	L	59-81
1/12	at Pittsburgh*	L	55-83
1/15	at Boston College*	L	49-69
1/22	St. John's*	L	63-75
1/26	Seton Hall*	L	48-77
1/29	at Georgetown*	L	40-77
2/1	Pittsburgh*	L	71-80
2/5	at Connecticut*	L	57-73
2/8	at St. John's*	L	63-78
2/12	Villanova*	L	58-77
2/16	Boston College*	L	63-79



The Hurricanes celebrate a 75-71 win over Boston College on Feb. 10, 1993.

2/19	at Seton Hall*	L	63-85
2/22	Connecticut*	L	49-74
2/26	Providence*	L	60-88
3/1	Syracuse*	L	69-71
3/5	at Villanova*	L	63-83
3/10	Seton Hall*	L	51-69
Season Totals:			1690-1909
* Big East Game			
^ Big East Tournament (New York, N.Y.)			

**1994-95****SEASON RECORD: 15-13****(9-9 BIG EAST)****NIT****LEONARD HAMILTON, HEAD COACH**

11/25	Northeastern Illinois	W	66-48
11/28	Florida Atlantic	W	76-59
11/30	Robert Morris	W	66-51
12/6	Syracuse*	L	65-83
12/10	Florida A&M	W	67-53
12/20	at Clemson	L	55-75
12/28	UNLV+	L	55-56
12/30	Fordham	W	55-43
1/2	at Seton Hall*	L	54-72
1/7	at Georgetown*	L	64-71
1/11	at St. John's*	W	82-79
1/18	at Providence*	W	81-75
1/21	Boston College*	W	69-68
1/25	Villanova*	L	62-92
1/28	at Syracuse*	L	51-76
1/31	at Connecticut*	L	57-82
2/4	Georgetown*	W	67-61
2/7	at Villanova*	L	63-73
2/11	Providence*	W	69-63
2/13	St. John's*	W	71-69
2/18	at Pittsburgh*	L	61-67
2/22	Seton Hall*	W	61-57

2/25	at Boston College*	WOT	77-71
2/28	Pittsburgh*	WOT	76-68
3/2	at Florida Atlantic	W	80-70
3/4	Connecticut*	L	67-75
3/10	vs. Georgetown*	L	58-69
3/15	at Penn State#	L	56-62
Season Totals:			1831-1888
* Big East Game			
+ Orange Bowl Classic			
^ Big East Tournament (New York, N.Y.)			
# National Invitation Tournament			

**1995-96****SEASON RECORD: 15-13****(8-10 BIG EAST)****LEONARD HAMILTON, HEAD COACH**

11/24	Northeastern Illinois	W	81-58
11/27	at Florida Atlantic	W	76-56
12/2	Seton Hall*	W	80-70
12/5	Villanova*	L	68-70
12/9	Florida A&M	W	77-53
12/16	Winthrop	W	81-56
12/20	Florida Atlantic	W	61-51
12/23	Clemson	LOT	52-66
12/27	vs. Tennessee+	L	54-56
12/29	Columbia	W	69-62
1/3	Syracuse*	W	75-66
1/6	at Connecticut*	L	52-73
1/10	at Seton Hall*	L	63-66
1/13	at Syracuse*	L	67-72
1/20	Pittsburgh*	W	66-57
1/23	Notre Dame*	W	72-64
1/27	at Villanova*	L	62-90
2/1	at Syracuse*	L	51-72
2/6	West Virginia*	W	68-65
2/10	Boston College*	L	58-62
2/14	at Providence*	L	54-77

2/17	at West Virginia*	L	69-72
2/20	St. John's*	WOT	96-91
2/25	at Rutgers*	L	55-71
2/28	at Notre Dame*	W	71-59
3/2	Providence*	W	66-59
3/6	vs. Rutgers*	W	77-67
3/7	vs. Georgetown*	L	62-92

Season Totals: 1883-1873

\* Big East Game

+ Orange Bowl Classic

^ Big East Tournament (New York, N.Y.)

**1996-97****SEASON RECORD: 16-13****(9-9 BIG EAST)****NIT****LEONARD HAMILTON, HEAD COACH**

11/22	Buffalo	W	78-61
11/24	Florida Atlantic	W	83-74
11/29	at UNLV	L	43-55
12/3	St. John's*	L	57-61
12/7	Syracuse*	W	67-63
12/13	Hartford	W	74-58
12/18	Jacksonville	W	74-57
12/22	at Tennessee	L	65-78
12/28	vs. DePaul+	W	61-45
12/30	Lehigh	W	32-68
1/2	at Boston College*	W	65-62
1/4	at Georgetown*	W	69-67
1/8	at Pittsburgh*	L	72-76
1/11	at Villanova*	W	61-59
1/15	Providence*	W	71-69
1/18	Georgetown*	WOT	68-65
1/22	Connecticut*	W	69-46
2/2	at Rutgers*	L	59-60
2/5	Pittsburgh*	W	78-63
2/8	Rutgers*	W	53-50

## All-Time Results

2/10	at Seton Hall*	W	61-51
2/15	at Connecticut*	L	52-72
2/19	Boston College*	L	57-59
2/22	at St. John's*	L	73-77
2/25	at Notre Dame*	L	60-69
3/1	West Virginia*	L	54-82
3/5	vs. St. John's~	WOT	76-68
3/6	vs. Georgetown~	L	59-63
3/13	vs. Michigan#	L	63-76

Season Totals:		1105-1126
* Big East Game		
+ Orange Bowl Classic		
~ Big East Tournament (New York, N.Y.)		
# National Invitational Tournament		

## 1997-98

**SEASON RECORD: 18-10**  
**(11-7 BIG EAST)**

## NCAA TOURNAMENT

**LEONARD HAMILTON, HEAD COACH**

11/14	at Southern Illinois	W	73-61
11/16	Florida Atlantic	W	69-47
11/21	Charlotte	W	89-72
11/24	Eastern Kentucky	W	86-64
11/29	at Jacksonville	W	74-70
12/2	Rutgers*	W	63-55
12/6	Georgetown*	W	66-56
12/12	Georgia State	W	80-64
12/22	at Memphis	W	65-57
12/27	vs. Georgia Tech+	L	61-69
12/31	at Seton Hall*	W	78-65
1/3	at Pittsburgh*	W	73-65
1/6	Connecticut*	W	76-67
1/10	at West Virginia*	L	84-98
1/13	at St. John's*	L	64-73
1/18	at Syracuse*	L	67-85
1/22	Villanova*	W	78-63
1/28	at Boston College*	W	67-57
1/31	at Villanova*	L	75-78
2/4	Providence*	W	64-54
2/10	Syracuse*	L	63-72
2/14	Notre Dame*	W	66-57
2/18	at Providence*	L	57-59
2/22	at Notre Dame*	W	65-59
2/24	Seton Hall*	L	71-76
2/28	West Virginia*	W	70-66
3/4	vs. Georgetown~	L	56-62
3/13	vs. UCLA#	L	62-65

Season Totals:		1962-1836
* Big East Game		
+ Orange Bowl Classic		
~ Big East Tournament (New York, N.Y.)		
# NCAA Tournament (Atlanta, Ga.)		

## 1998-99

**SEASON RECORD: 23-7**  
**(15-3 BIG EAST)**

## NCAA TOURNAMENT

**LEONARD HAMILTON, HEAD COACH**

11/13	at Florida Atlantic	W	97-73
11/23	at UNC Charlotte	L	59-66
11/27	Northern Iowa	W	78-69
12/5	at Kentucky	L	65-74
12/8	Boston College*	W	77-64
12/11	Central Florida	W	66-56
12/18	at Georgia State	W	76-55
12/22	Memphis	W	80-64
12/27	vs. Ohio State+	W	72-64
12/30	at Georgetown*	W	64-63
1/6	St. John's*	W	84-79
1/9	Notre Dame*	L	68-71
1/13	at Rutgers*	W	74-62
1/16	at West Virginia*	W	64-55
1/20	Connecticut*	L	68-70

1/24	at Boston College*	W	75-67
1/27	Seton Hall*	W	77-71
1/30	at Pittsburgh*	L	54-60
2/3	at St. John's*	W	73-70
2/6	Georgetown*	W	71-58
2/8	at Syracuse*	W	76-63
2/13	at Providence*	W	69-65
2/16	Villanova*	W	103-82
2/20	at Connecticut*	W	73-71
2/23	Pittsburgh*	W	85-52
2/27	Rutgers*	W	68-63
3/4	vs. Georgetown~	W	65-54
3/5	vs. St. John's~	L	59-62
3/12	vs. Lafayette#	W	75-54
3/14	vs. Purdue#	L	63-73

Season Totals:		2178-1950
* Big East Game		
+ Orange Bowl Classic		
~ BIG East Tournament (New York, N.Y.)		
# NCAA Tournament (Boston, Mass.)		

## 1999-00

**SEASON RECORD: 23-11**  
**(13-3 BIG EAST)**

BIG EAST REGULAR SEASON  
CO-CHAMPIONS

## NCAA SWEET SIXTEEN

**LEONARD HAMILTON, HEAD COACH**

11/19	at Central Florida	W	81-54
11/23	Monmouth	W	67-46
11/30	Bethune-Cookman	W	102-75
12/4	at Memphis	L	72-82
12/7	Charlotte	L	65-75
12/11	Hartford	W	97-61
12/18	vs. North Carolina+	L	78-68
12/20	vs. La.-Lafayette~	L	60-66
12/21	vs. Detroit Mercy~	W	68-64
12/22	vs. Illinois State~	L	78-87
12/27	Florida Atlantic	W	89-52
12/29	Quinnipiac	W	80-66
1/5	West Virginia*	W	66-58
1/8	Syracuse*	L	55-67
1/11	at Seton Hall*	W	71-64
1/15	at Georgetown*	L	61-65
1/17	at Villanova*	W	67-66

1/22	Boston College*	W	62-54
1/25	at Notre Dame*	W	63-49
1/29	Kentucky	L	57-60
2/1	Pittsburgh*	W	64-60
2/5	at Rutgers*	W	58-52
2/7	Georgetown*	W	77-55
2/16	Providence*	L	45-47
2/19	at Connecticut*	W	63-57
2/22	at West Virginia*	W	68-50
2/26	Notre Dame*	W	55-52
2/29	at Pittsburgh*	W	74-66
3/5	St. John's*	W	74-70
3/9	vs. Notre Dame\$	W	61-58
3/10	vs. St. John's\$	L	57-58
3/17	vs. Arkansas#1	W	75-71
3/19	vs. Ohio State#1	W	75-62
3/24	vs. Tulsa#2	L	71-80

Season Totals:		2346-2127
* Big East Game		
+ Orange Bowl Classic		
~ San Juan Shootout		
\$ BIG East Tournament (New York, N.Y.)		
# NCAA Tournament		
(1Nashville, Tenn., 2Austin, Texas)		

## 2000-01

**SEASON RECORD: 16-13**  
**(8-8 BIG EAST)**

## NIT

**PERRY CLARK, HEAD COACH**

11/18	at Florida Atlantic	W	76-59
11/25	Northeastern	W	92-86
11/28	at Charlotte	L	63-95
12/4	at North Carolina	L	45-67
12/9	Central Florida	W	83-72
12/16	vs. Nebraska+	L	64-72
12/18	Eastern Illinois	W	83-73
12/21	Memphis	W	66-57
12/27	Lehigh	W	71-52
12/29	Tennessee-Martin	W	70-54
1/3	at Pittsburgh*	L	51-62
1/7	Boston College*	L	72-73
1/10	at Virginia Tech*	L	74-85
1/13	at Boston College*	L	73-82
1/16	at Providence*	W	78-64

1/20	Connecticut*	W	77-74
1/22	at St. John's*	LOT	63-67
1/28	Providence*	L	70-80
2/1	Seton Hall*	W	72-66
2/6	Virginia Tech*	W	86-61
2/10	St. John's*	L2OT	79-85
2/13	at Syracuse*	W	68-57
2/17	at Villanova*	W	80-62
2/24	at Connecticut*	L	53-60
2/28	West Virginia*	W	73-66
3/3	Villanova*	W	65-53
3/7	vs. Pittsburgh~	L	69-78
3/14	vs. Auburn#	L	58-60

Season Totals:		2039-1963
* Big East Game		
+ Orange Bowl Classic		
~ Big East Championship (New York, N.Y.)		
# National Invitation Tournament		

## 2001-02

**SEASON RECORD: 24-8**  
**(10-6 BIG EAST)**

## NCAA TOURNAMENT

**PERRY CLARK, HEAD COACH**

11/18	vs. Eastern Michigan!	W	93-56
11/19	vs. UAB!	W	81-79
11/20	vs. Clemson!	W	67-65
11/24	Lafayette	W	79-69
11/26	Florida Atlantic	W	74-48
11/29	Howard	W	87-71
12/3	Florida International	W	77-59
12/8	at Texas A&M	W	64-55
12/15	vs. Indiana+	W	58-53
12/18	Florida A&M	W	90-62
12/22	Charlotte	W	64-56
12/27	at Louisiana State	W	68-61
12/30	St. Francis (Pa.)	W	71-48
1/2	at Georgetown*	W	79-71
1/5	at Connecticut*	L	75-76
1/8	at St. John's*	W	60-71
1/12	at Virginia Tech*	W	77-68
1/15	Pittsburgh*	W2OT	76-69
1/19	Providence*	WOT	102-96
1/24	Villanova*	W	76-58
1/29	Boston College*	L	65-70

JOHNNY HEMSLEY,  
ELTON TYLER &  
TIM JAMES

2/2	Connecticut*	W	68-66
2/5	at Villanova*	W	65-56
2/10	at Boston College*	L	63-76
2/13	St. John's*	W	79-56
2/17	at Rutgers*	L	61-64
2/23	Notre Dame*	L	77-90
2/26	at Providence*	W	81-65
3/2	Virginia Tech*	W	83-77
3/7	vs. Georgetown*	W	84-76
3/8	vs. Pittsburgh*	L	71-76
3/14	vs. Missouri#	L	80-93

Season Totals: 2395-2156

\* Big East Game

! Virgin Islands Paradise Jam

+ Orange Bowl Classic

^ Big East Championship (New York, N.Y.)

# NCAA Tournament (Albuquerque, N.M.)

## 2002-03

SEASON RECORD: 11-17

(4-12 BIG EAST)

PERRY CLARK, HEAD COACH

11/23	New Hampshire	W	93-58
11/26	Texas A&M	W	78-72
11/30	Savannah State	W	91-57
12/3	at Florida Atlantic	LOT	73-74
12/8	at Florida State	L	55-72
12/15	at Charlotte	L	64-69
12/18	Arkansas-Pine Bluff	W	79-42
12/21	vs. Florida+	L2OT	93-94
12/27	at Central Florida	W	62-51
12/30	Lehigh	W	68-62
1/4	North Carolina\$	WOT	64-61
1/7	at West Virginia*	L	63-68
1/11	at Connecticut*	LOT	80-83
1/18	at Seton Hall*	L	53-76
1/20	Connecticut*	W	77-76
1/26	Syracuse*	L	49-54
1/29	Providence*	W	60-57
2/2	at St. John's*	L	74-77
2/8	Villanova*	LOT	67-72
2/11	Virginia Tech*	W	85-65
2/15	at Boston College*	L	65-76
2/18	at Providence*	L	63-73
2/22	Georgetown*	L	72-74
2/25	at Villanova*	L	56-75
3/1	Boston College*	L	68-72
3/5	at Virginia Tech*	W	79-71
3/8	St. John's*	L	73-76
3/12	vs. Seton Hall*	L	52-67

Season Totals: 1956-1924

\* Big East Game

+ Orange Bowl Classic

^ Big East Championship (New York, N.Y.)

\$ First game at BankUnited Center



## 2003-04

SEASON RECORD: 14-16

(4-12 BIG EAST)

PERRY CLARK, HEAD COACH

11/21	Lubbock Christian*	W	86-66
11/23	Louisiana-Monroe*	W	78-60
11/25	vs. Rhode Island**	L	53-54
11/26	vs. Bradley**	L	82-83
12/2	Stetson	W	91-70
12/6	Florida International	W	89-72
12/9	UMBC	W	61-52
12/14	Florida State	L	58-67
12/20	vs. Temple+	W	72-66
12/22	North Carolina A&T	W	81-62
12/27	Florida Atlantic	W	76-51
12/30	IPFW	W	75-52
1/3	Savannah State	W	105-65
1/7	at North Carolina	L	64-89
1/10	Pittsburgh*	L2OT	84-80
1/14	at St. John's*	W	70-64
1/17	at Virginia Tech*	W	65-59
1/21	Rutgers*	W	73-63
1/25	Villanova*	L	69-76
1/28	at Notre Dame*	L	62-72
1/31	Georgetown*	LOT	80-87
2/4	at Rutgers*	LOT	70-72
2/7	at Georgetown*	L	64-80
2/11	Boston College*	LOT	72-74
2/14	Syracuse*	L	74-91
2/18	at Connecticut*	L	63-76
2/21	at Providence*	L	57-70
2/24	Seton Hall*	L	66-76
3/2	at Villanova*	W	59-56
3/6	West Virginia*	L	53-58

Season Totals: 2148-2067

\* Big East Game

^ Las Vegas Tournament (Coral Gables, Fla.)

\*\* Las Vegas Tournament (Las Vegas, Nev.)

+ Orange Bowl Classic

## 2004-05

RECORD: 16-13

(7-9 ACC)

INAUGURAL ACC SEASON

NIT

FRANK HAITH, HEAD COACH

11/20	Wofford	W	67-64
11/23	South Carolina State	L	50-60
11/27	vs. Xavier+	LOT	70-83
11/29	Florida Atlantic	W	84-68
12/4	at Florida	W	72-65
12/7	at Florida International	W	80-67
12/12	Massachusetts	W	80-53
12/18	Stetson	W	81-50
12/23	Tennessee Tech	W	69-57
12/30	Appalachian State	W	80-63
1/2	Norfolk State	W	76-58
1/6	at Georgia Tech*	L	69-80
1/9	NC State*	W	67-66
1/12	at Virginia*	W	91-80
1/15	Florida State*	W	64-63
1/19	Duke*	L	83-92
1/22	at North Carolina*	L	67-87
1/26	Clemson*	W	69-65
1/29	at Wake Forest*	L	82-94
2/2	Virginia Tech*	L	63-73
2/5	Maryland*	WOT	75-73
2/12	at Clemson*	W	83-77
2/15	Wake Forest*	L	63-68
2/19	at Virginia Tech*	L	58-71
2/22	at Florida State*	W	65-49
2/26	Georgia Tech*	L	72-76
3/3	at Duke*	L	59-83
3/10	vs. Virginia*	L	65-66
3/15	at South Carolina#	L	67-69

Season Totals: 2071-2020

\* ACC Game

+ Orange Bowl Basketball Classic

^ ACC Tournament (Washington, D.C.)

# National Invitation Tournament

## 2005-06

RECORD: 18-16

(7-9 ACC)

NIT

FRANK HAITH, HEAD COACH

11/13	vs. Texas-Arlington!	W	76-65
11/14	vs. Air Force!	L	53-57
11/15	vs. Wisc.-Green Bay!	W	80-54
11/19	Morgan State	W	83-51
11/22	North Carolina A&T	W	87-62
11/27	at Temple	L	56-73
11/29	at Michigan\$	L	53-74
12/03	Birmingham-Southern	W	82-55
12/10	Wofford	W	71-40
12/18	at NC State*	L	69-81
12/22	Florida	L	67-77
12/27	Stetson	W	65-56
12/31	vs. Louisville+	L	43-58
01/02	Sacred Heart	W	63-57
01/07	Maryland*	W	84-70
01/14	at North Carolina*	W	81-70
01/18	Clemson*	W	62-38
01/21	Boston College*	L	61-65
01/24	at Virginia*	L	51-71
01/29	at Florida State*	WOT	84-78
01/31	Wake Forest*	W	78-69
02/04	at Georgia Tech*	W	70-53
02/08	NC State*	L2OT	77-86
02/12	North Carolina*	L	70-80
02/16	at Boston College*	L	54-65
02/19	at Duke*	L	71-92
02/22	Virginia Tech*	W	70-59
03/01	at Maryland*	L	61-65
03/05	Florida State*	L	64-67
03/09	vs. Clemson*	W	66-63
03/10	vs. Duke*	L	76-80
03/15	Oklahoma State#	W	62-59
03/20	at Creighton#	W	53-52
03/22	at Michigan#	L	65-71

Season Totals: 2308-2213

\* ACC Game

! BCA Classic (Seattle, Wash.)

\$ ACC/Big Ten Challenge

+ Orange Bowl Basketball Classic

^ ACC Tournament (Greensboro, N.C.)

# National Invitational Tournament

**2006-07****RECORD: 12-20****(4-12 ACC)****FRANK HAITH, HEAD COACH**

11/11	Florida International	W	73-50
11/14	Alcorn State	W	96-57
11/17	at Evansville!	W	74-69
11/18	vs. Buffalo!	L	57-60
11/19	vs. Cleveland State!	L	67-78
11/25	Lafayette	W	98-66
11/28	at Northwestern#	L	59-61
12/03	Georgia Tech*	W	90-82
12/09	Lehigh	W	79-58
12/11	Mississippi State	L	52-70
12/16	Stetson	W	89-64
12/20	Binghamton	L	74-79
12/23	at Louisville	L	59-82
12/30	vs. Nebraska+	L	67-82
1/2	at Massachusetts	W	72-71
1/6	Wake Forest*	L	58-59
1/10	at Maryland*	W	63-58
1/14	Duke*	L	63-85
1/16	at Boston College*	L	63-82
1/20	at Florida State*	L	67-86
1/23	Virginia Tech*	L	85-92
1/31	at North Carolina*	L	64-105
2/3	at Virginia*	L	70-81
2/7	Boston College*	L	68-75
2/10	NC State*	W	80-65
2/17	at Wake Forest*	L	69-74
2/21	Virginia*	W	68-60
2/24	at Virginia Tech*	L	57-73
2/28	at Clemson*	LOT	70-74
3/3	Florida State*	LOT	90-98
3/8	vs. Maryland*	W	67-62
3/9	vs. Boston College*	LOT	71-74

Season Totals: 2279-2332

\* ACC Game

! American Youth Classic (Evansville, Ill.)

# ACC/Big Ten Challenge

+ Orange Bowl Classic (Miami, Fla.)

^ ACC Tournament (Tampa, Fla.)

**2007-08****RECORD: 23-11****(8-8 ACC)****NCAA TOURNAMENT****FRANK HAITH, HEAD COACH**

11/9	Florida Southern	W	104-61
11/15	vs. Marist!	W	85-61
11/16	vs. VCU!	W	69-63
11/18	vs. Providence!	W	64-58
11/24	Morgan State	W	55-51
11/28	Alabama State	W	83-74
12/2	St. John's	W	66-47
12/8	at Fla. International	W	67-53
12/13	at Mississippi State	W	64-58
12/17	Stetson	W	89-53
12/20	North Florida	W	85-63
12/23	North Carolina A&T	W	95-64
12/29	vs. Winthrop+	L	70-76
1/2	Penn	W	88-62
1/12	Georgia Tech*	W	78-68
1/15	at Boston College*	L	66-76
1/19	at NC State*	LOT	77-79
1/23	North Carolina*	L	82-98
1/27	Clemson*	W	75-72
1/29	at Wake Forest*	L	68-70
2/2	at Duke*	L	73-88
2/6	Florida State*	L	55-62
2/9	at Virginia Tech*	W	74-71
2/17	at Georgia Tech*	W	64-63
2/20	Duke*	W	96-95
2/23	Maryland*	W	78-63
2/27	at Clemson*	L	69-79
3/1	Virginia*	W	95-93
3/5	Boston College*	W	74-61
3/8	at Florida State*	LOT	72-75
3/13	vs. NC State*	W	63-50
3/14	vs. Virginia Tech*	L	49-63
3/21	vs. St. Mary's (Calif.)#	W	78-64
3/23	vs. Texas#	L	72-75

Season Totals: 2542-2309

\* ACC Game

! Puerto Rico Tip-Off Classic (San Juan, P.R.)

+ Orange Bowl Basketball Classic

^ ACC Tournament (Charlotte, N.C.)

# NCAA Tournament (Little Rock, Ark.)

**2008-09****RECORD: 19-13****(7-9 ACC)****NIT****FRANK HAITH, HEAD COACH**

11/15	Florida Southern	W	96-60
11/21	vs. Southern Miss!	W	70-60
11/23	vs. UConn!	L	63-76
11/24	vs. San Diego!	W	80-45
11/29	Stetson	W	79-65
12/2	Ohio State\$	L	68-73
12/6	at Kentucky	W	73-67
12/12	Fla. International	W	76-50
12/14	Robert Morris	W	70-62
12/21	Clemson*	L	72-91
12/27	at St. John's	W	70-56
12/31	North Florida	W	94-41
1/3	NC Central	W	76-42
1/5	Florida Atlantic	W	85-69
1/10	at Boston College*	W	77-71
1/14	Maryland*	W	62-60
1/17	at North Carolina*	L	65-82
1/21	Florida State*	W	75-69
1/25	Virginia Tech*	LOT	83-88
1/27	at NC State*	LOT	81-84
1/31	at Maryland*	L	68-73
2/4	Wake Forest*	W	79-52
2/7	at Duke*	LOT	75-78
2/15	North Carolina*	L	65-69
2/18	at Florida State*	L	67-80
2/21	Boston College*	W	69-58
2/26	at Virginia*	W	62-55
3/4	at Georgia Tech*	L	68-78
3/7	NC State*	W	72-64
3/12	vs. Virginia Tech*	L	47-65
3/18	at Providence#	W	78-66
3/20	at Florida#	L	60-74

Season Totals: 2325-2123

\* ACC Game

! Paradise Jam (U.S. Virgin Islands)

\$ ACC/Big Ten Challenge

^ ACC Tournament (Atlanta, Ga.)

# National Invitation Tournament

**2009-10****RECORD: 20-13****(4-12 ACC)****FRANK HAITH, HEAD COACH**

11/14	NC Central	W	83-53
11/16	Nova Southeastern	W	108-58
11/19	vs. Tulane!	W	74-54
11/20	vs. UNC Wilmington!	W	67-60
11/22	vs. South Carolina!	W	85-70
11/25	Florida Gulf Coast	W	77-58
11/28	USC Upstate	W	70-41
12/2	Minnesota\$	W	63-58
12/6	at Boston College*	L	60-61
12/12	South Carolina State	W	91-54
12/16	at Stetson	W	69-49
12/19	vs. Florida Atlantic*	W	87-69
12/21	North Carolina A&T	W	80-59
12/30	Bethune-Cookman	W	73-55
1/3	at Pepperdine	W	86-63
1/9	Wake Forest*	W	67-66
1/13	at Virginia Tech*	L	66-81
1/16	at Virginia*	L	57-75
1/19	Boston College*	W	75-79
1/26	at Maryland*	L	59-81
1/31	Virginia Tech*	W	82-75
2/2	at Wake Forest*	L	53-62
2/6	at Florida State*	L	65-71
2/10	Georgia Tech*	W	64-62
2/13	at Clemson*	L	66-74
2/17	Duke*	L	74-81
2/23	Virginia*	W	74-62
2/27	NC State*	L	66-71
3/2	at North Carolina*	L	62-69
3/6	Florida State*	L	60-61
3/11	vs. Wake Forest*	W	83-62
3/12	vs. Virginia Tech*	W	70-65
3/13	vs. Duke*	L	74-77

Season Totals: 2390-2136


\* ACC Game


! Charleston Classic (Charleston, S.C.)

\$ Big Ten/ACC Challenge

^ Orange Bowl Classic (Sunrise, Fla.)

% ACC Tournament (Greensboro, N.C.)







The University of Miami Sports Media Relations Office coordinates all of the media relations activities for each of UM's 18 varsity sports.



**MARGARET BELCH**  
**Assistant Sports Information Director**  
 Men's Basketball | Men's Tennis  
 mbelch@miami.edu | (305) 284-3241

Margaret Belch enters her fifth year as an Assistant Sports Information Director for the University of Miami and her fourth season coordinating all media relations activities for the men's basketball program.

The 2008-09 University of Miami men's basketball media guide earned Best Cover honors from CoSIDA (College Sports Information

Directors of America), while the media guide placed third in the district. In 2009-10, the Miami men's basketball guide placed fifth in the nation.

Prior to joining UM's staff, Belch spent three years as an athletic media relations coordinator at Florida International University, handling all public relations for the men's soccer, women's basketball and men's & women's track & field programs. Additionally, she oversaw the production of the department's media guides and supervised all athletic media relations student assistants.

After graduating with honors from the University of Miami in 1998 with a dual degree in public relations and psychology, Belch served as an assistant sports information director and director of publications for George Mason University in her hometown of Fairfax, Va. She has also worked as the official statistician for the NCAA Women's Volleyball Final Four and was the media coordinator for the inaugural NCAA East Regional Track & Field Championships in 2003.

Belch initially worked with Miami's sports media staff as a student intern during the 1997-98 academic year.

An active member of CoSIDA, Belch was a member of the publications contest committee for four years and served as a vice chair for two.



**ROB DUNNING**  
**Assistant Sports Information Director**  
 Feature Writer | Football (Secondary) | Men's Basketball (Secondary) | Women's Tennis  
 rdunning@miami.edu | (305) 284-3230

Rob Dunning is in his third year at the University of Miami. He is the staff's feature writer, coordinates all media relations efforts for UM's women's tennis program, and serves as the secondary football and men's basketball contact.

Dunning came to Miami in the fall of 2007 and served as the primary media contact for women's tennis, volleyball, rowing and swimming and diving, while working as the secondary contact for men's basketball during the 2007-08 season. He spearheaded the media relations activities for baseball in 2009 and 2010.

Prior to Miami, Dunning served as an editorial assistant at the SportsBusiness Journal and SportsBusiness Daily in Charlotte, N.C. He interned in the media relations office at his alma mater, East Carolina, during the 2004-05 season where he worked with the baseball and volleyball teams.

A native of Pittsburgh, Pa., Dunning received a bachelor's in communications from ECU in 2004 and a master's in sports administration from ECU in 2007.



**CHRIS FREET**  
**Associate Athletic Director for Communications**  
 c.freet@miami.edu | (305) 284-3244

Chris Freet was hired as Associate Director of Athletics at the University of Miami in July, 2010, after serving nearly three years as Assistant AD for Communications at the University of South Florida.

Since his arrival, Freet has taken over duties as the contact for the nationally-ranked football program and overseen a full-time staff of six individuals and a student contingent of 10.

At USF, Freet coordinated national media coverage for the football team, both in print and online, as the program reeled in an unprecedented amount of national honors. In 2007, sophomore defensive end George Selvie and cornerback Mike Jenkins became the program's first-ever All-Americans. In 2008, Selvie became the first, and only, two-time All-American in USF history.

The Mission Hills, Calif., native previously served for five years with the Athletics Media Relations Department at Oklahoma. As Associate Director of Media Relations, Freet handled secondary duties with the Sooner football team and served as the primary contact for women's basketball. At OU, he oversaw the successful promotion of Courtney Paris to 2007 AP Player of the Year, and played an integral part in the successful promotion of Heisman trophy winner Jason White and All-Americans Adrian Peterson, Mark Clayton and Jammal Brown.

## MIAMI SPORTS MEDIA RELATIONS STAFF



**KERWIN LONZO**  
**Associate Sports Information Director**  
 klonzo@miami.edu

Football | Golf | Swimming & Diving



**SCOTT ZAVITZ**  
**Assistant Sports Information Director**  
 szavitz@miami.edu

Women's Basketball | Soccer | Track & Field/Cross Country



**BRYAN HARVEY**  
**Assistant Sports Information Director**  
 bharvey@miami.edu

Baseball | Volleyball | Rowing



**ETTA SCHALLER**  
**Publications Coordinator**  
 eschaller@miami.edu



**TIM VOTHANG**  
**Web Designer**  
 tvothang1@miami.edu



**LINDSAY BOHLEN**  
**Administrative Assistant**  
 lbohlen@miami.edu

## ACC MEDIA SERVICES

The official Atlantic Coast Conference website can be accessed by visiting [www.TheACC.com](http://www.TheACC.com). Basketball information is updated daily with standings, statistics, game previews, notes and other relevant information. Links to each ACC school's athletic department home page are also located on the site. TheACC.com is also the site for the instant replay of the head coaches teleconference every Monday afternoon during the season.

## ACC COACHES TELECONFERENCE

The 12 ACC basketball coaches will be featured on nine Monday teleconferences during the 2010-11 season. The season's first teleconference will take place on Monday, January 3, and continue through Monday, March 7. Each coach will have 10 minutes to make an opening statement and answer questions. Please contact Miami Assistant SID Margaret Belch for the media call-in number. There will be an instant replay of each teleconference on TheACC.com each Monday afternoon.

## ACC TELECONFERENCE SCHEDULE


Jeff Bzdelik, Wake Forest	10:30 a.m.	Gary Williams, Maryland	11:30 a.m.
Seth Greenberg, Virginia Tech	10:40 a.m.	Paul Hewitt, Georgia Tech	11:40 a.m.
Tony Bennett, Virginia	10:50 a.m.	Leonard Hamilton, Florida State	11:50 a.m.
Sidney Lowe, NC State	11 a.m.	Mike Krzyzewski, Duke	Noon
Roy Williams, North Carolina	11:10 a.m.	Brad Brownell, Clemson	12:10 p.m.
<b>FRANK HAITH, MIAMI</b>	<b>11:20 A.M.</b>	Steve Donahue, Boston College	12:20 p.m.

## ACC MEN'S BASKETBALL SIDS

ACC	Brian Morrison		<a href="mailto:bmorrison@theacc.org">bmorrison@theacc.org</a>
Boston College	Dick Kelley		<a href="mailto:kelleayi@bc.edu">kelleayi@bc.edu</a>
Clemson	Philip Sikes		<a href="mailto:philips@clemson.edu">philips@clemson.edu</a>
Duke	Matt Plizga		<a href="mailto:plizga@duke.edu">plizga@duke.edu</a>
Florida State	Chuck Walsh		<a href="mailto:cwalsh@fsu.edu">cwalsh@fsu.edu</a>
Georgia Tech	Mike Stamus		<a href="mailto:mstamus@athletics.gatech.edu">mstamus@athletics.gatech.edu</a>
Maryland	Doug Dull		<a href="mailto:ddull@umd.edu">ddull@umd.edu</a>
<b>MIAMI</b>	<b>MARGARET BELCH</b>		<b><a href="mailto:MBELCH@MIAMI.EDU">MBELCH@MIAMI.EDU</a></b>
North Carolina	Steve Kirschner		<a href="mailto:stevekirschner@unc.edu">stevekirschner@unc.edu</a>
NC State	Brian Reinhardt		<a href="mailto:brian_reinhardt@ncsu.edu">brian_reinhardt@ncsu.edu</a>
Virginia	Rich Murray		<a href="mailto:rmurray@virginia.edu">rmurray@virginia.edu</a>
Virginia Tech	Bill Dyer		<a href="mailto:wdyer@vt.edu">wdyer@vt.edu</a>
Wake Forest	Scott Wortman		<a href="mailto:wortmasm@wfu.edu">wortmasm@wfu.edu</a>



COACH HAITH & JOSH DARROW



DURAND SCOTT & JOE ZAGACKI

## HURRICANE SPORTS NETWORK

The University of Miami has teamed with Sports Talk Radio, WQAM (560 AM) to form the Hurricane Sports Network.

Miami's radio broadcast team is headed by the "Voice of the Hurricanes" Joe Zagacki. Zagacki, who returned in 1999 for his second stint as a member of the Hurricanes' broadcast team, enters his eighth season as the play-by-play voice. Prior to taking over the play-by-play duties, Zagacki served as analyst for Hurricane games from 1999-2002.

Zagacki brings a wealth of experience to the Hurricanes broadcasts, having been part of the South Florida market for 26 years and at WQAM for the past 15 years. Zagacki also handles play-by-play duties for Miami football and baseball games.



Joe Zagacki



Josh Darrow

The second member of the Hurricanes' broadcast team is Josh Darrow who enters his ninth season as color analyst. Darrow has been with WQAM since 1995 and serves as the program director for digital & new media.

## SPANISH RADIO

Several University of Miami men's basketball games will be broadcast in Spanish during the season on 1450AM ESPN Deportes. Tony Menendez will handle play-by-play duties, Joe Martinez will provide color analysis and Lorenzo Berry will handle pre- and postgame duties.

## STUDENT RADIO

WVUM (90.5 FM), the University of Miami student radio station which can be heard throughout Miami-Dade County, will also carry many of the home basketball games this season.

## HURRICANE HOTLINE

WQAM will also serve as the home for Hurricane Hotline, a two-hour call-in radio show broadcast every week during the season featuring Coach Frank Haith and his guests. Joe Zagacki will serve as the host of the program, which airs from 7-9 p.m.

## HURRICANE GAMEDAY WITH FRANK HAITH

Comcast Sports South (CSS) will carry Hurricane Gameday with Frank Haith, a weekly half-hour show that airs from late December through March. Joe Zagacki will serve as host of the show, featuring Miami head coach Frank Haith, highlights from the previous week, a preview of upcoming games and player interviews, as well as other stories regarding Miami basketball.

## MEDIA POLICIES

University of Miami head men's basketball coach Frank Haith and players are available for interviews with accredited members of the media throughout the season. All interview requests should be made at least one day in advance and must be made through Miami's Sports Media Relations Office and Assistant Sports Information Director Margaret Belch (mbelch@miami.edu/(305) 284-3241). No player and/or coach interviews will be granted on gamedays until the conclusion of the event.

## COVERING PRACTICE

All practices are closed. Under certain circumstances, accredited media will be permitted to attend practice for a specified period of time, however this must be approved and scheduled through Miami's Sports Media Relations Office and Assistant Sports Information Director Margaret Belch (mbelch@miami.edu/(305) 284-3241).

## HURRICANESPORTS.COM

HurricaneSports.com is the official website for up-to-date information about all University of Miami athletic teams. A member of CBS College Sports, HurricaneSports.com includes All-Access audio and video clips, photo galleries and Game Tracker (live statistics), as well as updated schedules, profiles and statistics. Game notes will also be available online prior to each Miami men's basketball game.

## PRESS RELEASES


The University of Miami Sports Media Relations Office regularly sends out updated press releases regarding the UM men's basketball program via e-mail. Accredited members of the media may be added to the distribution list by contacting Assistant Sports Information Director Margaret Belch (mbelch@miami.edu/(305) 284-3241).

## SOCIAL MEDIA

Head coach Frank Haith (@CoachHaith), Assistant Sports Information Director Margaret Belch (@SIDiva8) and the University of Miami men's basketball program (@CanesHoops) are all active in social media and have Twitter accounts fans and media are encouraged to follow. In addition, the team (Miami Basketball) — as well as the Hurricanes Department of Athletics (Miami Hurricanes) — has Facebook pages for fans to enjoy.

## GAMEDAY SERVICES

The University of Miami Sports Media Relations Office will provide game notes, current statistics and game programs prior to the start of each



men's basketball game in the media workroom on the southwest side of the BankUnited Center. First-half statistics and play-by-play analysis will be available during halftime, and final statistics and complete play-by-play analysis will be distributed following the conclusion of the game.

## POST-GAME PRESS CONFERENCE

Head coach Frank Haith and select players will be available for post-game interviews near the media workroom following a brief "cooling off" period after the conclusion of each home game. Coaches and players from opposing teams will be available for post-game interviews as well. Please coordinate any post-game needs and interview requests with University of





Miami Sports Media Relations personnel. Miami's locker room is closed to media at all times.

### **CREDENTIALS**

Credentials for all UM men's basketball games are approved for working media only. Requests should be made at least one week in advance and directed to Assistant Sports Information Director Margaret Belch (mbelch@miami.edu/(305) 284-3241). The University of Miami Sports Media Relations Office reserves the right to refuse any credential request due to space limitations or those deemed not to be in the best interest of the University.

### **PARKING**

Media parking for all home games is available free of charge on the fifth floor of the Ponce de Leon Parking Garage located on the corner of Dickinson Drive and Ponce de Leon Boulevard.

### **MEDIA ACCOMMODATIONS**

Media for all home games will be seated behind the basket in the southwest section of the BankUnited Center. The media workroom will be open prior to the start of each game, at halftime and following the conclusion of the game. Wireless access is available throughout the BankUnited Center, while there is a limited number of ethernet ports in the media workroom. To order a reserved phone line in the media workroom, contact Valeria Henderson with Global Spectrum at (305) 284-8244.

### **RADIO INFORMATION**

Seating for radio broadcasts is available alongside the court at the BankUnited Center. One complimentary phone line will be provided for all

visiting radio networks, generally on press row next to the visiting team's bench. All additional phone and ISDN lines must be ordered in advance through Valeria Henderson with Global Spectrum at (305) 284-8244.

### **PHOTOGRAPHERS/VIDEOGRAPHERS**

NCAA rules limit the shooting access areas to behind the baselines only and require that all photographers and camera operators remain seated. There is a dotted line on the court indicating where media must stay behind for the safety of the media, student-athletes and officials. No photographers/videographers will be permitted to shoot along the sideline or bench areas.



## LOCAL NEWSPAPERS

**Boca Raton News**  
1141 S. Rogers Circle  
Suite 7  
Boca Raton, FL 33487  
(561) 893-6628  
(561) 893-6677 fax

**Diario Las Americas**  
2900 NW 39 Street  
Miami, FL 33142  
(305) 633-3341  
(305) 635-7668 fax

**El Nuevo Herald**  
One Herald Plaza  
Miami, FL 33132  
(305) 376-3549  
(305) 376-2234 fax

**Miami Herald**  
One Herald Plaza  
Miami, FL 33132  
(305) 376-2387  
(305) 376-2295 fax

**Miami Times**  
900 NW 54 St.  
Miami, FL 33127  
(305) 694-6214  
(305) 758-3617 fax

**Palm Beach Post**  
2751 S. Dixie Hwy  
W. Palm Beach, FL 33405  
(561) 820-4440  
(561) 820-4481 fax

**South Dade News Leader**  
P.O. Box 900340  
Homestead, FL 33090  
(305) 245-2311  
(305) 248-0596 fax

**Sun-Sentinel**  
200 East Las Olas Blvd.  
Ft. Lauderdale, FL 33301  
(954) 356-4635  
(954) 356-4566 fax

## STATE NEWSPAPERS

**Bradenton Herald**  
102 Manatee Avenue  
W. Bradenton, FL 34205  
(941) 748-0411  
(941) 745-7097 fax

**Daytona Beach News-Journal**  
P.O. Box 2831  
Daytona Beach, FL 32120  
(386) 252-1511  
(386) 253-8433 fax

**Florida Times Union**  
P.O. Box 1949  
Jacksonville, FL 32231  
(904) 359-4246  
(904) 359-4147 fax

**Florida Today/USA Today**  
P.O. Box 419000  
Melbourne, FL 32941  
(800) 633-8449  
(321) 242-6620 fax

**Fort Myers News-Press**  
2442 Dr. Martin Luther King, Jr. Blvd.  
Fort Myers, FL 33901  
(239) 335-0200  
(239) 334-0708 fax

**Gainesville Sun**  
P.O. Box 147147  
Gainesville, FL 32614  
(352) 374-5055  
(352) 338-3131 fax

**Lakeland Ledger**  
P.O. Box 408  
Lakeland, FL 33802  
(863) 802-7551  
(863) 802-7812 fax

**Naples Daily News**  
1075 Central Ave  
Naples, FL 34102  
(239) 263-4790  
(239) 263-4816 fax

**Orlando Sentinel**  
633 N. Orange Avenue  
Orlando, FL 32801  
(407) 420-5668  
(407) 420-5069 fax

**Sarasota Herald Tribune**  
P.O. Box 1719  
Sarasota, FL 34230  
(813) 259-8148  
(813) 259-7676 fax

**St. Pete Times**  
P.O. Box 1121  
St. Petersburg, FL 33731  
727-893-8123  
727-893-8782 fax

**Stuart News**  
P.O. Box 9009  
Stuart, FL 34995  
772-221-4233  
722-221-4246 fax

**Tallahassee Democrat**  
277 N. Magnolia Drive  
Tallahassee, FL 32301  
(850) 599-2167  
(850) 599-2301 fax

**Tampa Tribune**  
P.O. Box 191  
Tampa, FL 33601  
813-259-7655  
813-259-7676 fax

## MIAMI TELEVISION

**WFOR Channel 4 (CBS)**  
8900 NW 18 Terrace  
Miami, FL 33172  
(305) 639-4516  
(305) 639-4688 fax

**WPLG Channel 10 (ABC)**  
3900 Biscayne Blvd.  
Miami, FL 33137  
(305) 325-2485  
(305) 325-2480 fax

**WSVN Channel 7 (FOX)**  
1401 79 St. Causeway  
Miami, FL 33141  
(305) 795-2719  
(305) 795-2746 fax

**WTWJ Channel 6 (NBC)**  
15000 SW 27 St.  
Miramar, FL 33027  
(954) 622-6350  
(954) 622-6107 fax

**WLTW Channel 23 (Univision)**  
9405 NW 41 St.  
Miami, FL 33178  
(305) 471-4362  
(305) 471-4236 fax

**WSCV Channel 51 (Telemundo)**  
15000 SW 27 St.  
Miramar, FL 33027  
305-884-0101  
305-889-7697 fax

## PALM BEACH TELEVISION

**WPTV Channel 5 (NBC)**  
1100 Banyon Blvd.  
W. Palm Beach, FL 33401  
(561) 655-5455  
(561) 653-5719 fax

**WPEC Channel 12 (CBS)**  
1100 Fairfield Drive  
W. Palm Beach, FL 33407  
(561) 881-0737  
(561) 881-0731 fax

## REGIONAL TELEVISION

**FOX Sports Net Florida**  
1550 Sawgrass  
Corporate Parkway, Suite 350  
Sunrise, FL 33323  
(954) 845-9994  
(954) 845-0620 fax

**Sun Sports**  
North 390 Orange Ave.  
Suite 1075  
Orlando, FL 32801  
(407) 648-1150  
(407) 245-2571 fax

## LOCAL RADIO

**WQAM (560 AM)**  
194 NW 187th Street  
Miami, FL 33169  
(305) 653-6796  
(305) 650-0181 fax

**The Ticket (790 AM)**  
20450 NW 2nd Ave  
Miami, FL 33169  
(954) 989-3335  
(954) 521-1416 fax

**WAQI (710 AM)**  
800 Douglas Road  
Suite 111, Annex Bldg.  
Coral Gables, FL 33134  
(305) 447-1140  
(305) 642-7676 fax

**WINZ (940 AM)**  
7601 Riviera Blvd.  
Miramar, FL 33023  
(954) 862-2000  
(954) 862-4013 fax

**WIOD (610 AM)**  
7601 Riviera Blvd.  
Miramar, FL 33023  
(954) 862-2000  
(954) 862-4013 fax

**WMBM (1490 AM)**  
13242 NW 7th Ave  
Miami, FL 33168  
(305) 769-1100  
(305) 769-9975 fax

**WQBA (1140 AM)**  
800 S. Douglas Road  
Suite 111, Annex Bldg.  
Coral Gables, FL 33134  
(305) 447-1140  
(305) 441-2454 fax

**WSCV/WSBR (740 AM)**  
6699 N. Federal Hwy  
Boca Raton, FL 33487  
(561) 997-0074  
(561) 997-0476 fax

**WSUA (1260 AM)**  
2100 Coral Way  
Suite 200  
Miami, FL 33145  
(305) 285-1260  
(305) 858-5907 fax

## WIRE SERVICES

**Associated Press**  
9100 NW 36 St.  
Suite 104  
Miami, FL 33178  
(305) 594-5825  
(305) 594-9265 fax

**Reuters**  
777 Brickell Ave.  
Suite 700  
Miami, FL 33131  
(305) 374-5013  
(305) 358-6317 fax

## NATIONAL MEDIA

**CBS Sportsline.com**  
2200 W. Cypress Creek Rd.  
Ft. Lauderdale, FL 33309  
(954) 351-2120  
(954) 489-4191 fax

**ESPN**  
ESPN Plaza  
Bristol, CT 06010  
(860) 766-2000  
(860) 766-2422 fax

**ESPN The Magazine**  
19 East 34th Street  
New York, NY 10016  
(212) 515-1008  
(212) 515-1290 fax

**The Sporting News**  
10176 Corporate Square Dr., Suite 200  
St. Louis, MO 63132  
(314) 993-7711  
(314) 997-0765 fax

**Sports Illustrated**  
135 West 50th Street  
New York, NY 10020  
(212) 522-8473  
(212) 522-0747 fax

## UM RELATED MEDIA

**CaneSport**  
2525 Embassy Drive  
South, Suite 7  
Cooper City, FL 33026  
(954) 432-3211  
(954) 432-5504 fax

**Canes Time Magazine**  
Citadel Publishing  
P.O. Box 284  
Chagrin Falls, OH 44022  
(924) 321-1770

**Accord Productions**  
2140 South Dixie Highway  
Suite 301  
Miami, Florida 33133  
(305) 856-1245  
(305) 856-9101 fax

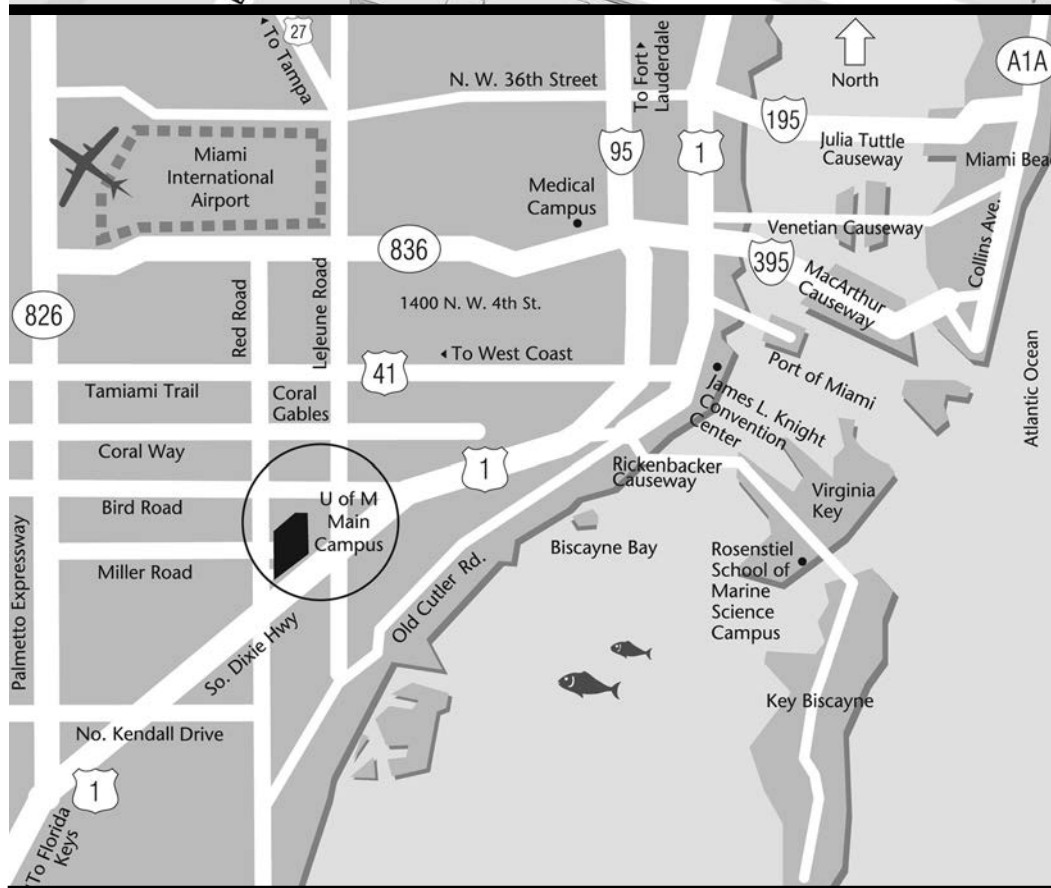
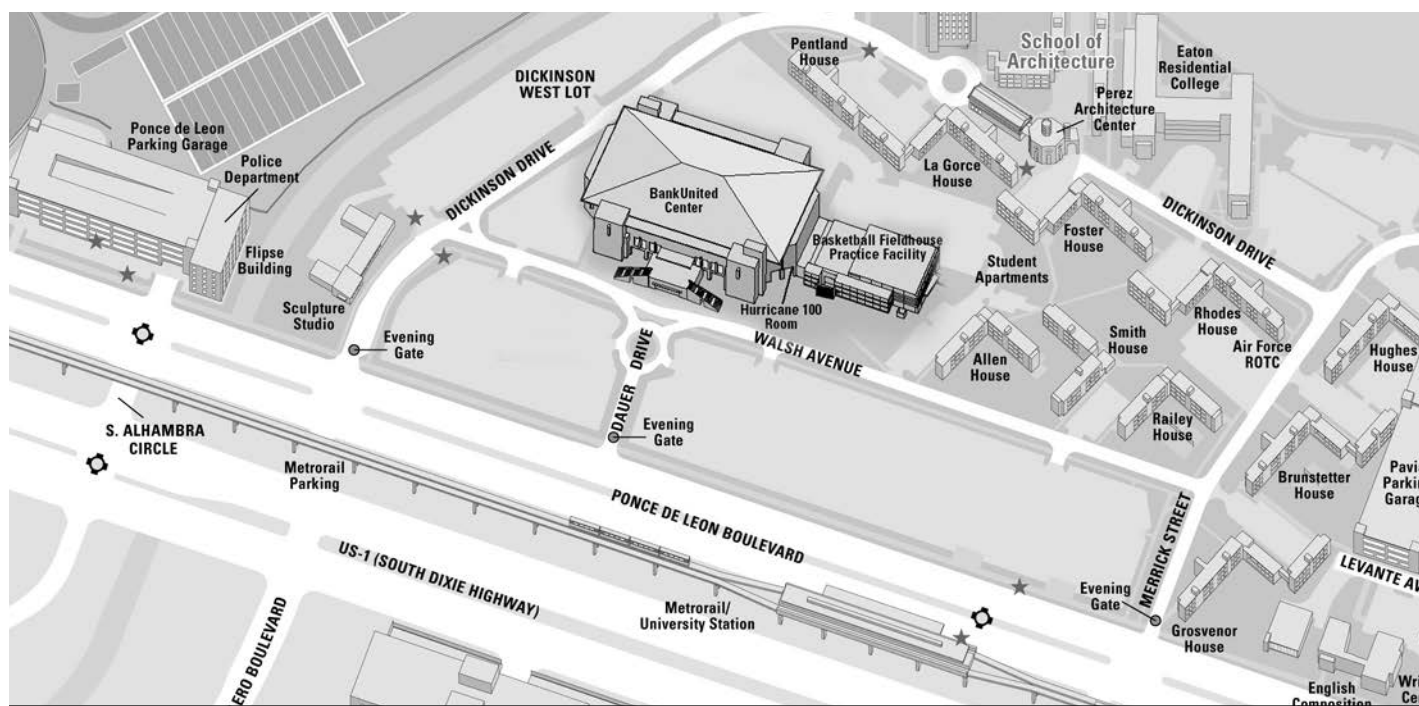
**The Miami Hurricane**  
University Center  
P.O. Box 248132  
Coral Gables, FL 33124  
(305) 284-2016  
(305) 284-4404 fax

**The Ibis Yearbook**  
University Center  
P.O. Box 248132  
Coral Gables, FL 33124  
(305) 284-6385  
(305) 284-4404 fax

**UMTV**  
Cable Studio Building  
P.O. Box 248127  
Coral Gables, FL 33124  
(305) 284-8688  
(305) 284-5226 fax

**WVUM**  
1306 Stanford Dr.  
(UC 110)  
P.O. Box 248191  
Coral Gables, FL 33124  
(305) 284-3131  
(305) 284-3132 fax





### FROM NORTH & THE CITY


Take I-95 south until it becomes US 1. Continue south on US 1 to SW 57 Ave. (Red Rd.). Turn right onto SW 57 Ave. Make another immediate right turn onto Ponce de Leon Blvd. Turn left onto Dickinson Drive. The BankUnited Center will be on your right.

### FROM WEST & ROUTE 826 EAST (Palmetto Expressway)


Take Rt. 826 and exit at Miller Rd. (S.W. 56 St.). Turn east (left if travelling from the north and right if travelling from the south) and continue until the road dead ends at the University and San Amaro Drive. Turn right onto San Amaro Drive. Continue on San Amaro Drive until you reach Ponce de Leon Boulevard. Make a left onto Ponce de Leon Boulevard and then another left onto Dickinson Drive. The BankUnited Center will be on your right.

### FROM MIAMI AIRPORT


Take Exit marked Coral Gables and LeJeune Rd. Go south on LeJeune Rd. until it intersects Ponce de Leon Blvd. and turn right. Proceed 1.5 miles and turn right onto Dickinson Drive. The BankUnited Center will be on your right.




**1** Durand SCOTT  
G | 6-3 | 200 | So.  
New York, N.Y.




**3** Malcolm GRANT  
G | 6-1 | 180 | Jr.  
Brooklyn, N.Y.




**4** Trey MCKINNEY JONES  
G | 6-5 | 214 | Jr.  
Milwaukee, Wis.




**10** Raphael AKPEJIORI  
F | 6-8 | 229 | Fr.  
Lagos, Nigeria



**11** Ryan QUIGTAR  
G | 5-11 | 172 | Jr.  
Skyway, Wash.




**12** Justin HELLER  
G | 6-2 | 180 | Fr.  
Boca Raton, Fla.




**15** Rion BROWN  
G | 6-5 | 188 | Fr.  
Hinesville, Ga.




**21** Kenny KADJI  
F/C | 6-11 | 255 | So.-R  
Douala, Cameroon




**22** Donnavan KIRK  
F | 6-9 | 227 | Fr.-R  
Pontiac, Mich.




**25** Garrius ADAMS  
G | 6-6 | 196 | So.  
Apex, N.C.




**30** Adrian THOMAS  
F | 6-7 | 226 | Gr.  
Pembroke Pines, Fla.



**31** DeQuan JONES  
G/F | 6-7 | 219 | Jr.  
Stone Mountain, Ga.



**32** Erik SWOOPE  
F | 6-6 | 230 | Fr.  
N. Hollywood, Calif.



**42** Reggie JOHNSON  
C | 6-10 | 303 | So.  
Winston-Salem, N.C.



**45** Julian GAMBLE  
F/C | 6-9 | 258 | Jr.  
Durham, N.C.



Frank HAITH  
Head Coach  
Seventh Season





*heart family  
toughness togetherness  
intensity*





it's *Hurricane Season*