



NATIONAL CHAMPIONS 1983, 1987, 1989, 1991, 2001

Sports Media Relations/Contacts: Mark Pray, Kerwin Lonzo-Main Football Contact (klonzo@miami.edu), Rob Dunning
Sports Media Relations, University of Miami, 5821 San Amaro Drive, Coral Gables, FL 33146
(305) 284-3244, (305) 284-2807 FAX, www.hurricanesports.com

MIAMI (6-2, 3-2 ACC Coastal)

Date	Opponent	(TV)	Time/Result
Sept. 7	at (18/19) Florida State*	ESPN	W, 38-34
Sept. 17	(14/13) GEORGIA TECH*	ESPN	W, 33-17
Sept. 26	at (11/12) Virginia Tech*	ABC/ESPN	L, 7-31
Oct. 3	(8/8) OKLAHOMA	ABC	W, 21-20
Oct. 10	FLORIDA A&M	ESPN360.com	W, 48-16
Oct. 17	at UCF	CBS CS	W, 27-7
Oct. 24	CLEMSON*	ABC/ESPN	L, 37-40 (OT)
Oct. 31	at Wake Forest*	ABC/ESPN2	W, 28-27
Nov. 7	VIRGINIA*	Raycom	12 p.m.
Nov. 14	at North Carolina*		TBA
Nov. 21	DUKE*		TBA
Nov. 28	at USF		TBA

*ACC game; all times Eastern; Coaches poll rankings second ()

VIRGINIA (3-5, 2-2 ACC Coastal)

Date	Opponent	Time/Result
Sept. 5	WILLIAM & MARY	L, 14-26
Sept. 12	(16) TCU	L, 14-30
Sept. 19	at Southern Miss	L, 34-37
Oct. 3	at North Carolina*	W, 16-3
Oct. 10	INDIANA	W, 47-7
Oct. 17	at Maryland*	W, 20-9
Oct. 24	(11) GEORGIA TECH*	L, 9-34
Oct. 31	DUKE*	L, 17-28
Nov. 7	at (16) Miami*	12 p.m.
Nov. 14	Boston College*	TBA
Nov. 21	at Clemson*	TBA
Nov. 28	(22) VIRGINIA TECH*	TBA

*ACC game; all times Eastern; Coaches poll rankings second ()

2009 STATISTICAL COMPARISON

Offense	Virginia	Miami
Scoring	171	239
Points per game	21.4	29.9
First Downs	123	163
Rush-pass-pen	47-66-10	53-105-5
Total offense	2220	3103
Average per play	4.2	6.1
Average per game	277.5	387.9
Rushing yards	785	961
Yards per rush	2.8	3.5
Yards per game	98.1	120.1
Passing yards	1435	2142
Pass att.-cmp.-int.	252-132-6	236-147-11
Yards per attempt	5.7	9.1
Yards per completion	10.9	14.6
Yards per game	179.4	267.8
Completion pct.	52.4	62.3
Defense		
Total points allowed	174	192
Points per game	21.8	24.0
First downs allowed	142	151
Rush-pass-pen	64-67-11	62-72-17
Total offense allowed	2634	2799
Yards per game	329.2	349.9
Rushing yards allowed	1232	1032
Yards per carry	3.8	3.5
Yards per game	154.0	129.0
Passing yards allowed	1402	1767
Pass att.-cmp.-int.	251-139-8	241-135-5
Yards per attempt	5.6	7.3
Yards per completion	10.1	13.1
Yards per game	175.2	220.9



16 MIAMI HURRICANES

Ranking
No. 16 (AP); No. 17 (Coaches);
No. 17 (BCS); No. 17 (Harris)
Last Game
Oct. 31 - 28-27 win at Wake Forest in Winston-Salem
Head Coach
Randy Shannon (3rd Season)
Shannon's Career Record:
18-15 (3 seasons)
vs. Virginia
1-1 overall
0-1 in Miami
0-1 in Charlottesville

2009 STATISTICAL LEADERS

Rushing-Att.-Yds-TDs
J. James - 78-418-4

Passing- C-A-I-Yds-TDs
J. Harris - 144-232-11-2,104-16

Receiving-C-Yds-TDs
L. Hankerson - 25-477-3

Tackles-UA-A-Tot
C. McCarthy - 32-28-60

VIRGINIA CAVALIERS

Ranking
N/A
Last Game
Oct. 31 - 28-17 loss vs. Duke
Head Coach
Al Groh (15th season overall;
9th season at UVA)
Groh's Career Record:
85-88 (15 seasons); 59-49 at Virginia (9 seasons)
vs. Miami
2-3 overall
1-1 in Miami
1-2 in Charlottesville

2009 STATISTICAL LEADERS

Rushing-Att.-Yds-TDs
M. Simpson - 59-272-5

Passing- C-A-I-Yds-TDs
J. Sewell - 113-212-6-1,347-6

Receiving-C-Yds-TDs
K. Burd - 21-281-1

Tackles-UA-A-Tot
N. Collins - 32-25-57

GAME 9 INFORMATION

Date: Saturday, Nov. 7, 2009
Location: Land Shark Stadium
(Natural Grass), (74,916) in Miami Gardens, Fla.
Kickoff: Noon (ET)

TELEVISION - RAYCOM

Tim Brant (play-by-play)
Rick "Doc" Walker (color)
Mike Hogewood (sideline)

Webcast - ESPN360.com

Tape Delay Telecast - CSS
Mon., Nov. 9 at 7 p.m.; Thurs. Nov. 12 at Noon

LOCAL RADIO - 560 WQAM, 1450 ESPN DEPORTES

560 WQAM
Joe Zagacki (play-by-play)
Don Bailey Jr. (color analyst)
Fans can also listen online at www.wqam.com

1450 ESPN Deportes En Español

Joe Pujala (play-by-play)
Joe Martinez (color analyst)

90.5 FM WVUM

Fans can also listen online at www.wvum.org

WEBSITES

Miami (www.hurricanesports.com)
Virginia (www.virginiasports.com)

No. 16 HURRICANES HOST CAVALIERS FOR HOMECOMING

- ▶ No. 16 Miami returns home for a key ACC Coastal Divisional matchup when the Hurricanes host Virginia Saturday at noon. The game will be televised by Raycom, which will be the 'Canes first appearance on the network this season.
- ▶ Miami is coming off a fourth-quarter comeback at Wake Forest last Saturday which saw the Hurricanes rally with 14 points in the final frame to win 28-27. Sophomore quarterback Jacory Harris engineered a nine-play 82-yard drive which resulted in a 13-yard TD pass to Travis Benjamin with 1:08 left in the game. Harris threw three touchdown passes in the win at Wake Forest making it the third time he has done that this season and fourth time in his career. Harris completed 22-of-43 passes for 330 yards in the win. On the year, Harris has passed for 2,104 yards with 16 touchdowns, 11 interceptions and is completing 61.2 percent of his passes. Heading into Saturday's game against Virginia, he ranks 11th nationally and leads the Atlantic Coast Conference in passing efficiency (151.52).
- ▶ Miami receivers Leonard Hankerson and Thearon Collier set career-highs in the win at Wake Forest. Hankerson caught five passes for a career-best 97 yards while Collier hauled in four catches for 78 yards including a crucial 29-yard grab that kept the winning TD drive alive. Hankerson currently leads the team with 25 receptions for 477 yards and three touchdowns. Travis Benjamin has 412 receiving yards on 22 receptions and four TD catches.
- ▶ Junior defensive lineman Allen Bailey is coming off another big game. Against Wake Forest, Bailey recorded five total tackles, which included three tackles for loss and two sacks. It was his second straight multi-sack game. He has 22 total tackles on the season with 9.5 tackles for loss and seven sacks.
- ▶ Colin McCarthy leads the team with 60 tackles and has 7.0 tackles for loss while fellow linebacker Darryl Sharpton now has 53 tackles.
- ▶ Cornerback Brandon Harris continues to play at a high level, tying for second nationally for both passes broken up (11) and total passes defended (12). He also ranks third on the team with 42 tackles.
- ▶ Sophomore quarterback Jacory Harris was named a semifinalist for the Davey O'Brien National Quarterback Award. Harris was one of 15 quarterbacks on the list and the only ACC QB.
- ▶ Matt Boshier had one of his best games of the season in Winston-Salem, averaging 43 yards on nine punts. On the year, Boshier ranks second in the ACC in punting (42.3) and fourth in field goal percentage (81.8).

COVERING THE HURRICANES

For the Virginia game, players are available up to the end of practice on Wednesday. Interviews with players and coaches must be arranged at least 24 hours in advance. Practices are open to the media from the start through stretch. Head coach Randy Shannon will address the media following each practice.

ACC Teleconference Call - Wed. Sept. 30 - (Contact UM Media Relations for the phone number)

10:30 a.m.	Frank Spaziani, Boston College
10:40 a.m.	Dabo Swinney, Clemson
10:50 a.m.	Bobby Bowden, Florida State
11:00 a.m.	David Cutcliffe, Duke
11:10 a.m.	Paul Johnson, Georgia Tech
11:20 a.m.	Ralph Friedgen, Maryland
11:30 a.m.	Randy Shannon, Miami
11:40 a.m.	Butch Davis, North Carolina
11:50 a.m.	Tom O'Brien, NC State
12:00 a.m.	Al Groh, Virginia
12:10 a.m.	Frank Beamer, Virginia Tech
12:20 a.m.	Jim Grobe, Wake Forest

MIAMI FOOTBALL MEDIA RELATIONS

Mark Pray	Assistant AD/Communications
Kerwin Lonzo	Associate SID/Football Contact
Rob Dunning	Assistant SID
Phone	(305) 284-3244
Fax	(305) 284-2807

COACHES SHOW

UM's coaches show, "Hurricane Game Day With Randy Shannon" airs twice weekly on CSS, at 5:30 p.m. Thursdays and 10 a.m. Saturdays. The show is hosted by Joe Zagacki and Don Bailey Jr. and features Hurricanes players as coach Shannon's guests.

HURRICANE HOTLINE

Hurricane Hotline is a weekly two-hour show hosted by Joe Zagacki and Don Bailey, Jr. that airs from 7-9 p.m. Thursday nights during the season from The Sports Exchange (45 Miracle Mile, Coral Gables, Fla. 33134; Phone: 305-774-1222). Hurricane Hotline features interviews with UM head football coach Randy Shannon, players, coaches and other UM personnel as well as other featured guests. Fans are encouraged to listen on 560 WQAM or view the show in-person at The Sports Exchange.

The MIAMI-VIRGINIA SERIES

- ▶ Miami leads the all-time series with Virginia, 4-2
- ▶ The Hurricanes won last year's meeting in Charlottesville, coming away with a 24-17 overtime victory.
- ▶ Saturday's game will be the first meeting between the 'Canes and Cavaliers at Land Shark Stadium.

A 'CANES WIN OVER THE CAVALIERS WOULD...

- ▶ Improve Miami's ACC record to 4-2 this season.
- ▶ Improve Miami's home record to 4-1.
- ▶ Give the Hurricanes their second straight win over the Cavaliers.

The COACHES

▶ Randy Shannon is in his third season as Miami's head coach and owns an overall record of 18-15. Al Groh is in his ninth season at Virginia and has a overall record of 59-49.

Scouting THE CAVALIERS

▶ Virginia enters Saturday's game with an overall record of 3-5 and a conference record of 2-2. The Cavaliers have lost two straight coming into this weekend, losing to Coastal Division foes Georgia Tech and Duke back-to-back weeks in Charlottesville. Two of the Cavaliers' three wins this season have come on the road (at North Carolina and at Maryland).

▶ The UVa offense is directed by quarterback Jameel Sewell, who has 1,347 yards passing with six touchdowns and six interceptions. The rushing attack is a two-back combo featuring Rashawn Jackson and Mikell Simpson. Jackson leads the team in rushing yards (282) and yards per carry (5.0) but Simpson has 272 yards of his own in addition to five rushing touchdowns. Sewell is also a threat to run, adding 92 yards and five rushing touchdowns to his passing numbers. Kris Burd leads the Cavaliers with 281 receiving yards but Simpson leads the team with 22 catches. Former quarterback Vic Hall (18 catches, 205 yards) is also a threat in the passing attack.

▶ Defensively for the Cavaliers, defensive end Nate Collins is a force, leading the team in tackles (57), tackles for a loss (8.0) and sacks (5.0) in addition to adding an interception and a fumble recovery. Linebackers Steve Greer and Darren Childs rank second and third on the team with 56 and 53 tackles respectively. Cornerbacks Chris Cook and Chase Minnifield each have two interceptions, accounting for half of the Cavs' eight picks as a team.

▶ Kicker Robert Randolph is the ACC's most efficient kicker, having converted 13 of his 14 field goal attempts this season, including 11-of-12 from 30+ yards. Punter Jimmy Howell averages 40.2 yards per punt while Chase Minnifield averages 4.4 yards per punt return and 25.7 yards per kick return.

'Canes AT LAND SHARK

- ▶ Miami is 10-3 all-time in Land Shark Stadium, going 3-0 in bowl games, 4-2 last season and 3-1 this year.
- ▶ The 'Canes won the 1996 Carquest Bowl over Virginia, the 1998 Micron PC Bowl over NC State and the 2003 Orange Bowl over FSU before beating Charleston Southern, UCF, Wake Forest and Virginia Tech in the team's inaugural season at its new stadium. UM opened Land Shark Stadium in 2009 with a 33-17 win over No. 14 Georgia Tech on Sept. 17 followed by victories over No. 8 Oklahoma (21-20 on Oct.3) and FAMU (48-16 on Oct. 10) and most recently an overtime loss to Clemson (37-40 on Oct. 24).

Coastal DIVISION UPDATE


- ▶ With wins over No. 18 FSU, No. 14 Georgia Tech and Wake Forest and losses at No. 11 Virginia Tech and versus Clemson, the 17th-ranked Hurricanes are currently third in the Coastal Division with a league record of 3-2.
- ▶ Georgia Tech (5-1) currently leads the division while Duke sits in second at 3-1.
- ▶ Behind the 'Canes, Virginia Tech is 3-2, Virginia is 2-2 and North Carolina is 1-3.
- ▶ North Carolina picked up its first league win with an upset victory at Virginia Tech last Thursday.
- ▶ Duke won its third straight game with a road win at Virginia this past Saturday.
- ▶ This week, Georgia Tech hosts Wake Forest, Duke makes the short trip to face rival North Carolina in Chapel Hill while Virginia Tech steps out of conference play at East Carolina for a second consecutive Thursday night game for the Hokies.
- ▶ After playing host to Wake Forest this weekend, Georgia Tech's only remaining league game is at Duke on Nov. 14.
- ▶ The 'Canes only division game left on the schedule after the Virginia game is Duke game, slated for Nov. 21 at Land Shark Stadium.

THIS WEEK IN MIAMI FOOTBALL (practice times subject to change)

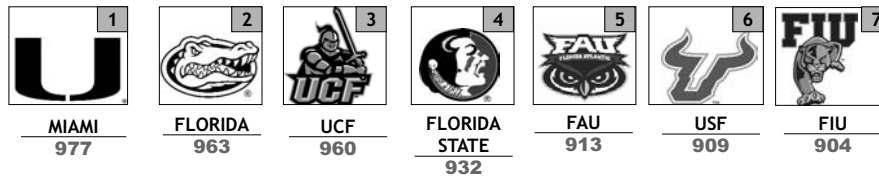
NOVEMBER 2009

Monday	Tuesday	Wednesday	Thursday	Friday	Saturday	Sunday
2	3	4	5	6	7	8
PLAYERS DAY OFF	11:30 a.m. - 1 p.m. Weekly Press Conference 3 p.m. - PRACTICE	5:45 a.m. - PRACTICE Players and coaches available after 10:30 a.m. - ACC Coaches Teleconference	2:45 p.m. - PRACTICE Coach Shannon available after	WALK THRU No Media Availability	Virginia at Miami Noon (Raycom)	GAME RECAP with Randy Shannon 11 a.m. Edgerrin James Team Meeting Room

'Canes IN THE FOOTBALL ACADEMIC PROGRESS REPORT SCORES



▶ Miami's APR score in 2009 ranked 7th nationally with a score of 977. The score was the highest among all Florida institutions and second highest in the Atlantic Coast Conference.



▶ Miami's APR score in 2009 ranked 7th nationally with a score of 977. The score was the highest among all Florida institutions and second highest in the Atlantic Coast Conference.


'Canes IN THE CLASS ROOM

- ▶ Of the 20 seniors on this year's squad, eight have already earned degrees, while the remaining 11 are all on course to graduate either in December of 2009 or May of 2010.
- ▶ The eight players that have already earned degrees include: Jake Byrne (Finance), Joe Joseph (Sports Administration), Eric Moncur (Bachelor of Liberal Arts), Matt Perrelli (Marketing and Management), Matt Piphon (Biology), Darryl Sharpton (Finance), A.J. Trump (Management and Organization), Jimmy Graham (Management and Marketing).
- ▶ Last season, Miami had 13 early graduates, which were the most in the nation.
- ▶ Four graduates on the 2009 roster are currently pursuing their master's degrees: Joe Joseph (Master's of Liberal Arts), Jimmy Graham (Master's of Liberal of Arts), Matt Perrelli (Sports Administration) and Jake Byrne (Master's of Business Administration).



'Number OF PLAYERS WHO HAVE OBTAINED UNDERGRADUATE DEGREES ON 2009 ROSTERS

▶ Miami ranks fifth nationally in the number of players with degrees on 2009 rosters.



'Canes IN THE COMMUNITY

- ▶ Miami launched one of the biggest community outreach projects by a major college football team this past summer when the Hurricanes spent Saturdays with kids under the age of 12 in Miami-Dade, Broward and Palm Beach Counties in the month of July.
- ▶ The entire team split up into groups of approximately 15-20 players that visited area youth football programs and interacted with some of the teams' youngest fans.
- ▶ "South Florida is our home," explained Head Coach Randy Shannon. "This is a way for our players to give back to the community and it allows the football program and the athletic department to say thanks as well."
- ▶ The outreach events focused on football and life skills and lasted approximately 45 minutes at each site.

2009 HURRICANES RADIO NETWORK

Miami football games can be heard throughout the state of Florida on the Hurricane Sports Network, anchored by WQAM (560 AM). The games are also broadcast in Spanish on 1450 ESPN Deportes (1450 AM).

FLAGSHIP STATIONS

Miami/Fort Lauderdale	WQAM (560 AM)
Miami/Fort Lauderdale	ESPN Deportes (1450 AM)
University of Miami	WVUM (90.5 FM)

AFFILIATES

Miami/Ft. Lauderdale	WQAM (560)
Daytona	WPUL (1590)
Ft. Myers	WWCN (770)
Jupiter	ESPN (760)
Key West	WKWF (1600)
Live Oak	WLVO (106.1)
Marathon	WFFG (1300)
Melbourne	WIXC (1060)
Orlando	WAMT (1190)
Stuart	WSTU (1450)
Tampa	WMGG (1470)
Titusville	WIXC (1060)
West Palm Beach	ESPN (760)

MIAMI MEDIA POLICIES

Releases Available Via E-Mail

Media members interested in receiving Miami football releases via e-mail should send requests to Football SID Kerwin Lonzo at klonzo@miami.edu.

GAME DAY PRESS POLICIES

Only working press will be admitted to the Land Shark Stadium press box. Seats will be issued according to the following criteria:

1. State newspapers by circulation, wire services, national publications, newspapers from opponent's area, and student newspapers from UM and opponent's schools.
2. Other daily newspapers, with preference to those that regularly cover UM.
3. Radio and television personnel not broadcasting, but considered reporting.
4. Non-daily newspapers, with preference to those which regularly cover UM.
5. Scouts. Freelance and/or non-daily writers may be asked to produce copies of actual publications in which their work has appeared. In some cases, these materials will be required as verification of the writers' status.

CONFERENCE ROAD GAME CREDENTIALS

Writers covering UM on a regular basis can make all requests for conference road credentials with Mark Pray (mpray@miami.edu) or through the media relations department of the home team.

NON-CONFERENCE ROAD GAME CREDENTIALS

Writers covering UM on a regular basis may make requests for non-conference road credentials with the UM Sports Information Office. Credential requests are faxed to the opponent school by Monday two weeks prior to the contest.

Right BETWEEN THE NUMBERS

- ▶ Sophomore quarterback Jacory Harris leads the ACC and ranks 11th in the nation in passing efficiency (151.52).
- ▶ Miami became bowl eligible with its win at Wake Forest. The 'Canes went to their 23rd bowl game in the last 26 years with an Emerald Bowl appearance in 2008.
- ▶ Miami is ranked 17th in the latest BCS rankings released Sunday.
- ▶ Junior linebacker Colin McCarthy has recorded a team-high 11 tackles in back-to-back games.
- ▶ As a team, UM ranks ninth in tackles for loss (7.71), 12th nationally in pass efficiency (151.59), 28th in kick-off returns (24.09), 25th in passing offense (267.75), 32nd in net punting (37.26) and 39th in scoring offense (29.88).
- ▶ The Hurricanes get stronger as the game moves on, out-scoring their opponents 198-142 from the second quarter on. Miami owns a 65-37 advantage in the second quarter, 74-64 in the third and 59-41 in the fourth.
- ▶ Junior linebacker Colin McCarthy ranks seventh in the ACC with a 7.4 tackle-per game average.
- ▶ Junior running back Damien Berry saw his first action at running back against Florida A&M, carrying the ball for 162 yards on 14 carries. On the year, he is averaging a team-best 7.0 yards per carry and his 303 rushing yards ranks third on the team behind Javarris James (418) and Graig Cooper (326).
- ▶ Sophomore CB Brandon Harris is among the national leaders in passes broken up (11) and passes defensed (12).
- ▶ Senior running back Javarris James recorded 56 yards rushing against Clemson to move past Willis McGahee into sixth on UM's career rushing list with 2,088 yards.
- ▶ James' six carries against Clemson also moved him past his cousin Edgerin for third on UM's career list with 478.
- ▶ UM's 12 scheduled opponents this season had a combined record of 93-61 (.604) last season, with eight of the 12 opponents having won at least eight games.
- ▶ After missing the better part of the last two games, junior running back Graig Cooper returned against Clemson and tallied a team-high 130 all-purpose yards.
- ▶ Four UM receivers stand at 6-3 or taller: Leonard Hankerson and Aldarius Johnson are 6-3, LaRon Byrd is 6-4 and Tommy Streeter is 6-5. Miami's top three tight ends are all 6-4 or taller, including Jimmy Graham who stands at 6-8.
- ▶ Sixteen different players have caught a pass this season for the University of Miami while 10 of those 16 have at least seven catches thus far. Leonard Hankerson leads the team with 25 catches, while Travis Benjamin (21), LaRon Byrd (21), Dedrick Epps (13), Thearon Collier (12) and Aldarius Johnson (12) all have double-digit catches.
- ▶ After beating Wake Forest on Halloween, Randy Shannon improved to 8-4 in the month of October while the 'Canes improved to 30-6 in October this decade.
- ▶ UM is 74-21 in the month of November since 1984. The 'Canes went 2-2 last November.
- ▶ The UM football team currently consists of 53 freshmen and sophomores and only 38 juniors and seniors.
- ▶ No position on the UM roster is as young as the receiver position, where junior Leonard Hankerson is the lone upperclassmen. Behind Hankerson, the next seven receivers are all in just their second year in the program.
- ▶ After playing 21 true freshmen in last season's season-opener, UM played just five in the 2009 opener in Tallahassee.
- ▶ A year after Travis Benjamin collected 274 all-purpose yards against FSU, Graig Cooper nearly matched the impressive feat in tallying 232 yards against the 'Noles in Tallahassee in the season opener.

**ASSOCIATED PRESS TOP 25
Nov. 1, 2009**

No	Team	Record	Pts.
1	Florida (38)	8-0	1448
2	Texas (13)	8-0	1408
3	Alabama (8)	8-0	1390
4	Cincinnati	8-0	1212
5	Boise State	8-0	1211
6	TCU	8-0	1147
7	Oregon	7-1	1130
8	Iowa	9-0	1127
9	LSU	7-1	1036
10	Georgia Tech	8-1	949
11	Penn State	8-1	886
12	USC	6-2	741
13	Houston	7-1	707
14	Pittsburgh	7-1	690
15	Ohio State	7-2	636
16	Miami	6-2	602
17	Utah	7-1	552
18	Oklahoma State	6-2	361
19	Notre Dame	6-2	352
20	Oklahoma	5-3	348
21	Arizona	5-2	322
22	Virginia Tech	5-3	185
23	California	6-2	181
24	Wisconsin	6-2	172
25	BYU	6-2	130

ARV: South Florida 115, Clemson 35, Auburn 30, Texas Tech 24, West Virginia 15, Rutgers 11, Boston College 6, Central Michigan 4, Oregon State 4, Tennessee 3, Idaho 2, Richmond 1, South Carolina 1, Temple 1,

**USA TODAY COACHES' TOP 25
Nov. 1, 2009**

No	Team	Record	Pts.
1	Florida (50)	8-0	1463
2	Texas (4)	8-0	1395
3	Alabama (5)	8-0	1390
4	TCU	8-0	1182
5	Boise State	8-0	1176
6	Iowa	9-0	1161
7	Cincinnati	8-0	1150
8	Oregon	7-1	1079
9	LSU	7-1	1062
10	Penn State	8-1	966
11	Georgia Tech	8-1	934
12	Ohio State	7-2	730
13	USC	6-2	729
14	Pittsburgh	7-1	694
15	Houston	7-1	672
16	Utah	7-1	567
17	Miami	6-2	549
18	Oklahoma State	6-2	371
19	Arizona	5-2	320
20	Oklahoma	5-3	313
21	Notre Dame	6-2	281
22	Wisconsin	6-2	204
23	California	6-2	197
24	Virginia Tech	5-3	193
25	BYU	6-2	106

ARV (5 or more): South Florida 65, West Virginia 51, Texas Tech 49, Auburn 46, Clemson 18, South Carolina 15, North Carolina 8, Idaho 8, CENTRL MICHIGAN 7, Navy 5, Boston College 5

**BCS STANDINGS
Nov. 1, 2009**

No	Team	Record	Pts.
1	Florida	8-0	
2	Texas	8-0	
3	Alabama	8-0	
4	Iowa	9-0	
5	Cincinnati	8-0	
6	TCU	8-0	
7	Boise State	8-0	
8	Oregon	7-1	
9	LSU	7-1	
10	Georgia Tech	8-1	
11	Penn State	8-1	
12	USC	6-2	
13	Pittsburgh	7-1	
14	Utah	7-1	
15	Houston	7-1	
16	Ohio State	7-2	
17	Miami	6-2	
18	Arizona	5-2	
19	Oklahoma State	6-2	
20	California	6-2	
21	Wisconsin	6-2	
22	Notre Dame	6-2	
23	Virginia Tech	5-3	
24	Oklahoma	5-3	
25	USF	6-2	

Miami ALL-TIME VS. VIRGINIA

▶ Here is list of UM's all-time highs against Virginia in the six-game history between the two schools:

Rushing Yards

- 195 - Frank Gore, 2004
- 131 - Graig Cooper, 2008
- 95 - Javarris James, 2006
- 88 - Charlie Jones, 2005
- 55 - Javarris James, 2008

Rushing Attempts

- 28 - Frank Gore, 2004
- 24 - Graig Cooper, 2008
- 22 - Charlie Jones, 2005
- 21 - Javarris James, 2006
- 15 - Javarris James, 2007

Rushing Touchdowns

- 2 - Charlie Jones, 2005
- 1 - Four players

Receiving Yards

- 101 - Tony Gaiter, 1996
- 81 - Lance Leggett, 2006
- 77 - Yatil Green, 1996
- 64 - Thearon Collier, 2008

Receptions

- 7 - Quadtrine Hill, 2005
- 4 - Roscoe Parrish, 2004
- 6 - Five players

Receiving Touchdowns

- 1 - Seven players

Passing Yards

- 274 - Ryan Clement, 1996
- 248 - Kyle Wright, 2005

Pass Attempts

- 33 - Brock Berlin, 2004
- 30 - Kyle Wright, 2005
- 26 - Ryan Clement, 1996

Pass Completions

- 23 - Kyle Wright, 2005
- 18 - Brock Berlin, 2004
- 16 - Ryan Clement, 1996

Passing Touchdowns

- 2 - Jacory Harris, 2008
- 1 - Five players

Team Bests

- Total Offense:** 448 - 2008
- Rushing Yards:** 221 - 2004
- Rushing Attempts:** 40 - 2008
- Passing Yards:** 274 - 1996
- Pass Attempts:** 33 - 2004, 2008
- Pass Completions:** 23 - 2005

Going BOWLING

- ▶ With Miami's road win at Wake Forest last weekend, the 'Canes became bowl eligible with an overall record of 6-2.
- ▶ Miami has appeared in a bowl game 23 times in the last 26 seasons.
- ▶ The Hurricanes own an all-time record of 19-15 in 34 bowl appearances, including a record of 8-3 in bowl games since beating Virginia in the 1996 Carquest Bowl.
- ▶ Last season, Miami lost a close battle with Cal in the Emerald Bowl at AT&T Park in San Francisco on Dec. 27, 2008.

Randy SHANNON NAMED TO BRYANT WATCH LIST

- ▶ Third-year head coach Randy Shannon is one of 20 head coaches in the FBS named to the watch list for the 2009 Paul "Bear" Bryant Award, given annually to the nation's top head coach.
- ▶ The Paul "Bear" Bryant Awards committee of the American Heart Association consists of current and past event chairmen, Bryant family representatives, national sportscasters and sportswriters association representatives, college football sports analysts and former collegiate players and coaches.

Robb Akey	University of Idaho
Mack Brown	University of Texas
Pete Carroll	University of Southern California
Kirk Ferentz	University of Iowa
Al Golden	Temple University
Mike Gundy	Oklahoma State University
Paul Johnson	Georgia Tech
Brian Kelly	University of Cincinnati
Chip Kelly	University of Oregon
Bronco Mendenhall	Brigham Young University
Urban Meyer	University of Florida
Les Miles	Louisiana State University
Joe Paterno	Penn State University
Gary Patterson	Texas Christian University
Chris Petersen	Boise State University
Nick Saban	University of Alabama
Randy Shannon	University of Miami
Bill Stewart	West Virginia University
Kevin Sumlin	University of Houston
Dave Wannstedt	University of Pittsburgh

Miami OWNS RARE DISTINCTION

- ▶ This year's University of Miami team might be one of the deepest team's in the country at the running back and wide receiver positions.
- ▶ Miami is the only team from a BCS conference and one of just three teams at the FBS level that have three 300-yard rushers (Javarris James, Graig Cooper, Damien Berry) and four 200-yard receivers (Leonard Hankerson, Travis Benjamin, LaRon Byrd, Thearon Collier).
- ▶ TCU and Idaho are the only two other teams nationally that can match the 'Canes depth statistically at the offensive skill positions.

NFL U

- ▶ Seven former University of Miami football players were named to the Pro Bowl last season, easily the highest representation for any school in the nation.
- ▶ This year, a number of 'Canes rank among the NFL's elite statistically (stats as of 10/31).
 - ▶ Willis McGahee (Ravens) is tied for fourth in the league with seven touchdowns
 - ▶ Andre Johnson (Texans) leads the league in receiving yards (697) and is tied for 11th in receiving touchdowns (4)
 - ▶ Reggie Wayne (Colts) ranks second in the NFL in receiving yards (689) and is tied for second in receiving TDs (6)
 - ▶ Clinton Portis (Redskins) ranks 13th in the league in rushing yards (490)
 - ▶ Kellen Winslow is tied for 11th in the league with four receiving touchdowns
 - ▶ Devin Hester is 21st in the league in receiving yards (454)
 - ▶ Santana Moss is 22nd in the league in receiving yards (453)
 - ▶ Ray Lewis (Ravens) is tied for ninth in the league in total tackles (60)
 - ▶ D.J. Williams (Broncos) is tied for 16th in the league in total tackles (57)
 - ▶ Antrel Rolle (Cardinals) is tied for sixth in the league with three interceptions
- ▶ For more updates on Hurricanes in the NFL, see page 17.

ACC BOWL LINEUP

► Here is a list of the Atlantic Coast Conference's tie-ins for this upcoming bowl season:

Meineke Car Care Bowl (ACC vs. BIG EAST)

Saturday, Dec. 26, 4:30 p.m., ESPN
Bank of America Stadium (73,367)
Charlotte, N.C.

Emerald Bowl (ACC vs. Pac-10)

Saturday, Dec. 26, 8 p.m., ESPN
AT&T Park (40,184)
San Francisco, Calif.

Gaylord Hotels Music City Bowl (ACC vs. SEC)

Wednesday, Dec. 27, 8:15 p.m., ESPN
LP Field (67,000)
Nashville, Tenn.

Eagle Bank Bowl (ACC vs. Army/C-USA)

Tuesday, Dec. 29, 4:30 p.m., ESPN
RFK Stadium (45,000)
Washington, D.C.

Champs Sports Bowl (ACC vs. Big Ten)

Tuesday, Dec. 29, 8 p.m., ESPN
Florida Citrus Bowl (65,438)
Orlando, Fla.

Chick-fil-A Bowl (ACC vs. SEC)

Thursday, Dec. 31, 7:30 p.m., ESPN
Georgia Dome (71,851)
Atlanta, Ga.

Konica Minolta Gator Bowl

(ACC vs. BIG EAST/Big 12/Notre Dame)
Thursday, Jan. 1, 1 p.m., CBS
Jacksonville Municipal Stadium (73,000)
Jacksonville, Fla.

FedEx Orange Bowl (ACC vs. BCS)

Tuesday, Jan. 5, 8 p.m., FOX
Land Shark Stadium (72,230)
Miami Gardens, Fla.

GMAC Bowl (ACC vs. WAC)

Wednesday, Jan. 6, 7 p.m. (ESPN)
Ladd-Peebles Stadium (40, 646)
Mobile, Ala.

**Citi BCS National Championship Game
BCS No. 1 vs. BCS No. 2**

Thursday, Jan. 7, 8 p.m., ABC
The Rose (91,000)
Pasadena, Calif.

After the BCS makes its selections, the selection order is as follows:

1. Chick-fil-A Bowl
2. Konica Minolta Gator Bowl
3. Champs Sports Bowl
- 4-6. Gaylord Hotels Music City Bowl
 Meineke Car Care Bowl
 Emerald Bowl
7. EagleBank Bowl
8. GMAC Bowl

Jacory NAMED SEMIFINALIST FOR DAVEY O'BRIEN AWARD

► Sophomore quarterback Jacory Harris has been named a semifinalist for the Davey O'Brien National Quarterback Award® (The O'Brien) announced Monday.

► Narrowed down from all 120 Football Bowl Subdivision (FBS) quarterbacks, the list highlights 15 individuals who will vie for the oldest and most prestigious award honoring the nation's best college quarterback. The 2009 O'Brien Semifinalists represent schools from the following conferences: ACC (1), Big East (2), Big Ten (2), Big 12 (3), Conference USA (1), Independent (1), Mid-American (1), Pac-10 (2), SEC (1) and the WAC (1).

► Through eight games, Harris has completed 62.1 percent of his passes while completing 144-of-232 passes for 2,104 yards and 16 touchdowns. He has a 151.52 passing efficiency which leads the ACC and ranks 11th nationally.

2009 O'Brien Semifinalists

Matt Barkley	FR	USC	Pac-10
Daryll Clark	SR	Penn State	Big Ten
Jimmy Clausen	JR	Notre Dame	Independent
Jacory Harris	SO	Miami	ACC
Case Keenum	JR	Houston	Conference USA
Dan LeFevour	SR	Central Michigan	Mid-American
Jake Locker	JR	Washington	Pac-10
Colt McCoy	SR	Texas	Big 12
Kellen Moore	SO	Boise State	WAC
Tony Pike	SR	Cincinnati	Big East
Todd Reesing	SR	Kansas	Big 12
Zac Robinson	SR	Oklahoma State	Big 12
Ricky Stanzi	JR	Iowa	Big Ten
Bill Stull	SR	Pittsburgh	Big East
Tim Tebow	SR	Florida	SEC

Big BAILEY INSIDE

► One of the most versatile defenders in the country, junior Allen Bailey is having the best season of his career and one of the best years for a defensive lineman in the ACC.

► At 6-4, 288, Bailey has played both defensive tackle and defensive end this season and has been a key up front for the 'Canes this season.

► Bailey, who finished with 24 tackles and a team-best five sacks in 2008, already has 22 tackles this season while leading the team in tackles for a loss (9.5) and sacks (7.0). He is tied for second in the ACC with a 0.88 sacks per game average while also ranking in a tie for fourth in the league in tackles for loss (1.19 pg).

► He comes into Saturday's game against Virginia having recorded back-to-back multi-sack games.

Options EVERYWHERE

► Sixteen different players on the University of Miami football team have caught a pass this season, with 10 of those 16 having recorded at least seven receptions thus far.

► The Hurricanes have had at least eight different receivers catch a pass in all six wins.

► Travis Benjamin leads the team with four TD catches while Leonard Hankerson and Jimmy Graham each have three.

► Leonard Hankerson has a team-high 25 catches, while fellow wide outs Travis Benjamin and LaRon Byrd have 22 and 21 respectively.

► Sophomore quarterback Jacory Harris has connected with all but one of the 16 players that have recorded a catch this season.

► In Miami's four home games, an average of 10.0 players have caught a pass per game (12 vs. Florida A&M, 11 vs. Oklahoma, 9 vs. Georgia Tech, 8 vs. Clemson).

Randy's RETURN

► After missing three straight games (vs. Oklahoma, vs. Florida A&M and at UCF), senior safety Randy Phillips returned against Clemson and made an immediate impact, recording six tackles (three solo) and an interception against the Tigers.

► Phillips currently leads the team with two interceptions and ranks sixth on the team in tackles with 31, despite having only playing less than five full games.

► The most experienced defender in the Miami secondary, Phillips now has seven interceptions for his career.

► Against Wake Forest last weekend, he tied for second on the team with seven total tackles.

Miami TEAM LEADERS

► Here is list of Miami's statistical team leaders through six games this season:

Passing Yards	Jacory Harris	2,104
Rushing Yards	Javarris James	418
Receiving Yards	Leonard Hankerson	477
Receptions	Leonard Hankerson	25
Punt Return Yards	Thearon Collier	81
Kick Return Yards	Graig Cooper	427
Total Touchdowns	Three players	4
Scoring	Matt Boshier	57
All-Purpose Yards	Graig Cooper	819
Solo Tackles	Colin McCarthy	32
Total Tackles	Colin McCarthy	60
Tackles for a loss	Allen Bailey	9.5
Sacks	Allen Bailey	7.0
Interceptions	Randy Phillips	2
Pass breakups	Brandon Harris	11
Fumbles recovered	Eight players	1
Fumbles forced	Three players	2

November REIGN

- The Hurricanes have been a dominant team this month the last quarter of a century. Since Jimmy Johnson's tenure began at Miami in 1984, UM is 74-21 all-time in the month of November. In fact, from 1984 to 2002, the Hurricanes were an impressive 63-8 in the year's second-to-last month.
- The Hurricanes closed out the month of October with a 4-1 record this season, with wins over Oklahoma (Oct. 3), Florida A&M (Oct. 10), UCF (Oct. 17) and Wake Forest (Oct. 31).
- Last year, Miami went 2-2 in November with wins over Virginia and Virginia Tech and losses to Georgia Tech and NC State.

Jacory ADDED TO MANNING WATCH LIST

- Sophomore quarterback Jacory Harris was added to the watch list for the 2009 Manning Award last week
- One of 10 quarterbacks added to the list, Harris has passed for 2,104 yards and 16 touchdowns through the first eight games of the season.
- The award was created by the Allstate Sugar Bowl in honor of the college football accomplishments of Archie, Peyton and Eli Manning. It is the only quarterback award that takes into consideration the candidates' bowl performances.
- Ten finalists will be determined by a selected panel of national media covering college football, as well as each of the Mannings. That list will be released on Monday, Nov. 30. The winner will be announced on Thursday, Jan. 14.
- USC's Matt Leinart was the inaugural winner of the award in 2005, followed by Texas' Vince Young in 2006. Both went on to be top 10 NFL draft picks. In 2007, LSU's JaMarcus Russell earned the award and was the NFL's No. 1 draft pick. Boston College's Matt Ryan claimed the award in 2008 and was drafted No. 3, quickly becoming the starting quarterback for the Atlanta Falcons. Last season's winner was Florida's Tim Tebow, who is making his bid to become the first two-time winner of the honor this year.

2009 Manning Award Watch List Midseason Additions

Blaine Gabbert	Sophomore	Missouri
Jacory Harris	Sophomore	Miami
G.J. Kinne	Sophomore	Tulsa
Ryan Mallett	Sophomore	Arkansas
Greg McElroy	Junior	Alabama
Aaron Opelt	Senior	Toledo
Christian Ponder	Junior	Florida St.
Bill Stull	Senior	Pittsburgh
Tyrod Taylor	Junior	Virginia Tech
Chris Todd	Senior	Auburn

'Canes IN THE NATIONAL RANKINGS

► Several Hurricanes are ranked among the nation's elite statistically heading into this weekend's game. Here is a look at where some 'Canes rank nationally eight games into the season:

Player	Statistic	Avg./Game	National Rank
Brandon Harris	Passes Defended	1.50	t-3rd
Jacory Harris	Passing Efficiency	151.52	11th
Graig Cooper	Kickoff Returns	28.47	17th
Allen Bailey	Sacks	0.88	t-17th
Jacory Harris	Total Offense	242.38	t-36th
Matt Boshier	Punting	42.29	38th
Allen Bailey	Tackles for Loss	1.19	t-45th

Jacory EARNS THIRD WEEKLY AWARD

► Jacory Harris was selected an Atlantic Coast Conference football player of the week announced Monday by the ACC. It is Harris' third of the season and sixth of his career. Harris shares the honor with Duke quarterback Thaddeus Lewis this week. Harris earned his third Offensive Back of the Week accolade this season after he picked up his second career 300-yard passing game in a 28-27 comeback win at Wake Forest. He completed 22-of-43 attempts for 330 yards and three touchdowns, including the game-winner to Travis Benjamin with 1:08 left in the game that capped a nine-play and 82-yard drive. Harris surpassed the 2,000-yard passing mark to become the first Hurricane to throw for more than 2,000 yards in a season since Kyle Wright in 2005.

100 YARDS ON THE GROUND

► Here is a list of the University of Miami's all-time 100-yard rushing performances:

CONSECUTIVE 100-YARD RUSHING GAMES (SINCE 1975)

Player	No.	Year
Willis McGahee	6	2002
Edgerrin James	6	1998
Clinton Portis	6	2001
Clinton Portis	4	1999
Willis McGahee	4	2002
Frank Gore	3	2003

MOST 100-YARD RUSHING GAMES (SINCE 1975)

Player	No.	Years
Edgerrin James	15	1995-98
Clinton Portis	14	1999-2001
Ottis Anderson	13	1976-78
James Jackson	11	1997-2000
Willis McGahee	10	2002
Frank Gore	8	2001, 2003-04
Tyrone Moss	7	2003-2006
Stephen McGuire	6	1989-91
Graig Cooper	5	2007-present
Javarri James	5	2006-present
Danyell Ferguson	5	1995-96
Alonzo Highsmith	5	1984
James Stewart	4	1993-94
Leonard Conley	4	1987-90
Jarrett Payton	3	2003
Dyral McMillian	3	1996
Warren Williams	3	1985-87
Melvin Bratton	3	1984-87
Damien Berry	1	2007-present
Derron Thomas	1	2005-p08
Donnell Bennett	1	1993
Larry Jones	1	1993
Alex Johnson	1	1989
Albert Bentley	1	1983
Speedy Neal	1	1982
Lorenzo Roan	1	1980
Ken McMillian	1	1978
Taylor Timmons	1	1977
Chris Hobbs	1	1977

Recapping THE WAKE FOREST GAME

► **JACORY ON POINT:** Sophomore quarterback Jacory Harris surpassed the 300-yard passing mark for just the second time in his career.

► Harris finished the game 22-of-43 for 330 yards and three touchdowns. It marked the second-most passing yards in his career behind a 386-yard performance in Miami's season opening win at Florida State.

► Harris' 208 passing yards in the first half were the most by a Hurricane since Kyle Wright threw for 222 yards at Wake Forest in 2005.

► His three touchdown passes marked the third time this season and fourth time in his career that he tossed for at least three touchdowns.

► Harris connected with nine different receivers. Five different receivers caught multiple passes, including Leonard Hankerson who lead the 'Canes with five receptions.

► **MCCARTHY HITS DOUBLE-DIGITS:** Junior linebacker Colin McCarthy finished the contest with a game-high 11 tackles, marking the third time this season he has tallied double-digit tackles. McCarthy had 11 tackles against Clemson and 13 tackles at Virginia Tech.

► **HANK HANK:** Junior receiver Leonard Hankerson topped a career-high with 97 receiving yards on a team-high five receptions.

► **A.D. FIRST:** Sophomore receiver Aldarius Johnson collected his first touchdown reception of the season and fourth of his career when he hauled in a 35-yard pass from Jacory Harris in the second quarter. It was also a career-long reception surpassing a 31-yarder against Florida State earlier this year.

► **BIG BAILEY:** Junior defensive lineman tallied two more sacks against the Demon Deacons, giving him his second straight multi-sack game. Of Bailey's five tackles, three went for a loss. He now has a team-high seven tackles this season.

► **BENJAMIN GETS HIS FOURTH:** Sophomore wide receiver Travis Benjamin caught his team-leading fourth touchdown pass of the season on the game-winning reception with 1:08 to play in the fourth quarter. The 13-yard reception was Benjamin's fourth catch of the game. He finished the contest with 50 yards – his fourth game this season with 50-or-more yards.

► **DVD ON THE SPOT:** Junior cornerback DeMarcus Van Dyke intercepted his first career pass in the fourth quarter.

► **COLLIER HAS CAREER DAY:** Sophomore wide receiver Thearon Collier had a career-day for the 'Canes, tying a career-high with receptions while setting a new career-high with 78 receiving yards. His previous-high of 64 came in UM's come-from-behind victory at Virginia last season. The 78-yard performance also marked the first time Collier went over the 40-yard receiving mark this season.

► **BERRY FINDS PAYDIRT, AGAIN:** Junior running back Damien Berry recorded a 3-yard touchdown run in the second quarter, marking his fourth consecutive game with a TD run. Berry recorded a 35-yard TD run against FAMU, a 3-yard score against UCF and a 23-yard run against Clemson last weekend.

► **SERIES UPDATE:** With the win, Miami now leads the all-time series with Wake Forest, 7-3. The 'Canes have now won the last six meetings with the Demon Deacons dating back to 1969. It also marks the fourth straight win for Miami over Wake Forest since the Hurricanes joined the Atlantic Coast Conference in 2004.

► **OTHER ITEMS OF NOTE**

- Miami improves to 3-2 in ACC play
- The 'Canes are now 3-1 on the road this year
- Randy Shannon improved to 18-15 in his career

► **NOT SO 'CANE LIKE:** Miami allowed 10 points in the first quarter which were the most points given up by the defense in the opening quarter since allowing 14 points in the opening quarter at Virginia Tech.

► The six-point deficit at the half is the fourth time this season the Hurricanes have trailed at the break (21 points at Virginia Tech; 3 points against Oklahoma; 4 points against Clemson).

► **CAPTAINS:** Captains for Miami were Randy Phillips, Chavez Grant and Jason Fox.

McCARTHY RETURNS TO FORM

- ▶ Eight games into the 2009 season, junior linebacker Colin McCarthy has emerged as one of the ACC's top tacklers after missing most of the 2008 season with an injury.
- ▶ He currently leads the Miami defense with 60 total tackles. He also ranks seventh in the ACC with a 7.4 tackle-per-game average.
- ▶ He recorded a team-high 11 tackles in each of Miami's last two games (vs. Clemson, at Wake Forest).
- ▶ As a sophomore in 2007, he ranked third on the team with 68 total tackles.

B. Harris AND FOX NAMED MID-SEASON ALL-AMERICANS

- ▶ Sophomore cornerback Brandon Harris was named a midseason First Team All-American by SI.com last week.
- ▶ Harris ranks among the national leaders in passes broken up (11) and passes defended (12) and ranks third on the team with 42 tackles this season.
- ▶ In addition to Harris earning first team honors, senior left tackle Jason Fox was named to SI.com's second team.
- ▶ Fox earned ACC Weekly honors after Miami defeated Oklahoma on Oct. 3

Three 'CANES INDUCTED INTO RING OF HONOR

- ▶ Former 'Canes Bennie Blades, Eddie Dunn and Steve Walsh were all placed in the Ring of Honor during halftime of Miami's game against Clemson on Oct. 24 at Land Shark Stadium.
- ▶ The Ring of Honor was established during the 1997 season as a way to recognize the outstanding players that have passed through the UM football program. This was the fourth class to be inducted.
- ▶ Blades, Dunn and Walsh joined 13 Ring of Honor members, bring the current class to 16 former 'Canes. The new inductees' names will be on display at future UM games in Land Shark Stadium beginning Oct. 24.

CURRENT RING OF HONOR MEMBERS

- Ottis Anderson (1975-78)
- Don Bosseler (1953-56)
- Jim Dooley (1949-51)
- Ted Hendricks (1966-68)
- Jim Kelly (1979-82)
- Cortez Kennedy (1988-89)
- Bernie Kosar (1982-84)
- Edgerrin James (1996-98)
- George Mira (1961-63)
- Jim Otto (1957-59)
- Burgess Owens (1970-72)
- Vinny Testaverde (1982-86)
- Gino Torretta (1989-92)

2009 INDUCTEES

- Bennie Blades (1985-87)
- Eddie Dunn (1935-39)
- Steve Walsh (1987-88)

- ▶ The Ring of Honor was established during the 1997 season as a way to recognize the outstanding players that have passed through the Hurricane Football program. This becomes the fourth class to be inducted. The initial class was made up of Mira, Dooley, Hendricks and Testaverde while the second class of Anderson, Bosseler, Kosar and Owens was inducted in 1999. Last year, Miami inducted its third class of Kelly, Kennedy, James, Otto and Torretta.
- ▶ A special luncheon featuring the new Ring of Honor inductees and members from previous classes will be held the day before the game - Friday, October 23, 2009 - from 12 - 2 p.m. at the Four Seasons Hotel Miami at 1435 Brickell Avenue, Miami, Florida. Sponsor tables can be purchased for \$1,500 and luncheon tickets may be purchased for \$100 per person. For further information please contact the University of Miami Hurricane Club at (305) 284-6699. Proceeds from the Luncheon will benefit the Hurricane Club Student-Athlete Scholarship Fund. Sponsor table hosts will receive their name in the program and a special gift, as well as preferred seating.

Bosher NAMED "STAR OF THE WEEK"

- ▶ Junior punter/placekicker Matt Bosher has been named one of three Lou Groza National Collegiate Place Kicker Award "Stars of the Week" after his performance against Clemson.
- ▶ Bosher, who was named ACC Specialist of the Week after the UCF game, had another solid performance as he kicked three field goals and converted four point after touch-down attempts in Miami's game with Clemson. He connected on field goals from 49 yards, 51 yards and 22 yards. He also punted three times, averaging 46.3 yards per punt with a long of 55 yards and did not allow a return.
- ▶ For the season, Bosher is 9-of-11 (81.8 percent) in field goal attempts with a season-long 51-yarder. He leads Miami with 57 points.

Spence OF OLD

- ▶ After a slow start to the season, sophomore linebacker Sean Spence had a strong stretch of games against Virginia Tech, Oklahoma, Florida A&M and UCF before leaving the Clemson game early and missing the Wake Forest game with an injury.
- ▶ After recording a combined five tackles in Miami's first two games (3 at FSU, 2 vs. Georgia Tech), Spence averaged over seven tackles per game over the next four, recording eight tackles at Virginia Tech, a career-high tying 10 vs. Oklahoma, four against FAMU and seven last weekend at UCF.
- ▶ Against the Knights, Spence also recorded his first two sacks of the season.
- ▶ Spence, ACC's Defensive Rookie of the Year last season, currently ranks fourth on the team in tackles with 35.

Big PLAY BENJAMIN

- ▶ Sophomore wide receiver Travis Benjamin recorded Miami's longest play from scrimmage this season with a 69-yard touchdown reception from sophomore quarterback Jacory Harris against Clemson.
- ▶ Benjamin also came up big in the clutch at Wake Forest, catching the game-winning 13-yard touchdown pass from Jacory Harris with 1:03 left to secure the road victory.
- ▶ Javarris James (50 yards, 44 yards) and Damien Berry (49) have the three longest runs this season.

The TOUGH BIG FOUR TO OPEN

- ▶ The University of Miami's first four games of the 2009 season were against four ranked opponents in Florida State, Georgia Tech, Virginia Tech and Oklahoma. Those teams were all ranked in the final polls last year and had a combined 2008 record of 40-14. This week, three of the four are ranked inside the AP Top 25. Georgia Tech is currently ranked 11th, Virginia Tech is ranked 15th while Oklahoma comes in at No. 25.
- ▶ Not only were Miami's first three games against ACC schools, but it was against the top three ACC teams going into the season as predicted by the Atlantic Coast Conference media. (Florida State 1st in Atlantic, Virginia Tech 1st in Coastal and Georgia Tech 2nd in Coastal).
- ▶ The 'Canes first non-conference game was against 2008 national runner-up Oklahoma. The 'Canes defeated the eighth-ranked Sooners, 21-20, to finish the difficult opening stretch with a 3-1 record.

Bosher EARNS ACC WEEKLY HONOR

- ▶ Punter/kicker Matt Bosher was named ACC Specialist of the Week for his performance at UCF on Oct. 17.
- ▶ Bosher converted all three of his point-after-touchdown attempts and connected on two field goals in the Hurricanes' 27-7 win over the Knights in Orlando.
- ▶ He had a season-long 46-yard field goal in the third quarter and extended his current streak of consecutive PATs to 62 straight.
- ▶ Additionally, he punted four times and averaged 33.2 yards per punt, while three of his kicks were downed inside UCF's 20-yard line.

Coaches AT THEIR ALMA MATERS

► Miami's Randy Shannon is one of 15 head coaches working at their alma maters this season. The Hurricanes are scheduled to face two coaches coaching at their alma maters this season (Frank Beamer - Virginia Tech; Al Groh - Virginia).

Chris Ault - Nevada

Frank Beamer - Virginia Tech

Troy Calhoun - Air Force

Steve Fairchild - Colorado State

Pat Fitzgerald - Northwestern

Ralph Friedgen - Maryland

Al Groh - Virginia

Mike Gundy - Oklahoma State

Doug Marrone - Syracuse

Rick Neuheisel - UCLA

Randy Shannon - Miami

Mark Snyder - Marshall

Dave Wannstedt - Pittsburgh

Charlie Weis - Notre Dame

Paul Wulff - Washington State

Jacory HAS RECORD GAME AGAINST FSU

- Sophomore quarterback Jacory Harris, making just his third career start, had one of the top passing performances in school history in Miami's season-opening 38-34 win at No. 18 Florida State.
- Harris etched his name into the Hurricanes' record books in tossing for the 10th-most passing yards in a single game in school history with 386 yards through the air against the 'Noles.
- . It was the most passing yards ever by a Miami quarterback ever against FSU and was the most by a 'Cane since Ken Dorsey tossed for 422 yards against West Virginia in 2002.
- Harris, who earned ACC Offensive Back of the Week honors for his performance, finished the contest 21-of-34 with two passing touchdowns and a rushing touchdown.

Ratings REPORT: MIAMI-FSU

- Miami's season-opening win at FSU on Labor Day is ESPN's third-most viewed regular season college football game in the history of the network – behind the 2009 USC-Ohio State game and the Miami-FSU Labor Day battle in 2006.
- The '09 Labor Day game recorded 5,820,001 household impressions, had 8,406,103 viewers with a rating of 5.89.
- The Hurricanes have now been a part of four of ESPN's six most-watched regular season games on the network.

MOST VIEWED REGULAR SEASON COLLEGE FOOTBALL GAMES IN ESPN HISTORY

DATE	GAME (Result)	HOUSEHOLDS
Sept. 12, 2009	USC at Ohio State (USC won, 18-15)	7,243,000
Sept. 4, 2006	Florida State at Miami (Florida State won, 13-10)	6,329,828
Sept. 7, 2009	Miami at Florida State (Miami won, 38-34)	5,820,001
Nov. 2, 2006	West Virginia at Louisville (Louisville won, 44-34)	4,915,915
Sept. 6, 2008	Miami at Florida (Florida won, 26-3)	4,886,206
Oct.8, 1994	Florida State at Miami (Miami won, 34-20)	4,846,320

Its ALL ABOUT THE BENJAMIN

- Sophomore wide receiver/return man Travis Benjamin has had the best two games of his career against arch-rival Florida State.
- Last year against the Seminoles in Miami, he collected an impressive 274 all-purpose yards - the most by a Hurricane since Edgerrin James had 310 all-purpose yards (299 rushing, 11 receiving) against UCLA in 1998. He finished the contest with 185 yards on kick returns, 71 yards receiving and 18 yards rushing.
- In the season-opener against FSU in Tallahassee, Benjamin didn't match his total yardage from 2008, but he did have the best receiving game of any Hurricane since 2006, catching four passes for 128 yards and a touchdown. His four catches went for gains of 39, 29, 20 and 40 yards.
- Benjamin ranked second on the team with 1,012 all-purpose yards last year and is third this year with 440 after seven games.
- He now has three career touchdowns against the Seminoles, scoring the first two touchdowns of his career last season (18-yard rushing TD, 51-yard receiving TD) before picking up his third this season (39-yard receiving TD).
- Last year, Benjamin was named a Rivals.com Freshman All-American after finishing the season with team-highs in punt return yardage (181), kick return yardage (496) and yards per reception (16.3).
- This season, he ranks second on team in receiving yards (412) and yards per catch (18.7).

TRAVIS BENJAMIN CAREER vs. FSU

YEAR	RUSHING	RECEIVING	KICK RETURN	PUNT RETURN	ALL-PURPOSE	TOUCHDOWNS
2009	5	128	-	7	140	1
2008	18	71	185	-	274	2

Freshmen SEE FIRST ACTION

► After playing 21 true freshmen in the season-opener last season, Miami played just five true freshman in the 2009 opener in Tallahassee. Ray-Ray Armstrong, Mike James, Brandon McGee, Olivier Vernon and Brandon Washington all saw action against the 'Noles, with Vernon seeing the most significant time at the defensive end position. Seven true freshmen have played for the Hurricanes with Curtis Porter seeing time against FAMU and Clemson and A.J. High Smith against FAMU.

Coop DOES IT ALL

- A year after Travis Benjamin collected 274 all-purpose yards against FSU, Graig Cooper nearly matched the impressive feat in tallying 232 yards against the 'Noles in Tallahassee in the season opener on Labor Day.
- The junior collected 177 kick return yards - the fourth-highest single game total in school history.
- He averaged 35.4 yards per return - including a 63-yard return in the third quarter.
- Cooper scored the eventual game-winning touchdown against FSU in the opener on a 3-yard run to put the 'Canes up 38-34 with 1:53 to play.
- On Sept. 17 against Georgia Tech, Cooper was at it again, racking up 93 yards rushing, 32 receiving and 61 yards on kick returns for a game-high 186 all-purpose yards.
- Despite missing most of two games this year, he currently leads the team with 819 all-purpose yards.
- He finished with exactly 130 all-purpose yards against Virginia Tech (9/26) and Clemson (10/24).

It's BEEN A WHILE

► Sophomore quarterback Jacory Harris entered the season snapping a streak of at least 16 years since a player from Miami-Dade County quarterbacked a University of Miami team. Hialeah High School's Ryan Collins started the last seven games of the 1993 season, but did not go into the season as the starter. Kary Baker was the last Miami-Dade County quarterback to enter the season as the starting quarterback. Baker, from Miami-Edison High School, was UM's starter in 1974 and also was Miami's first African-American quarterback.

MIAMI QUARTERBACKS SINCE 1974

2009	Jacory Harris	Miami
2008	Robert Marve	Tampa
2007	Kyle Wright	Danville, Calif.
2006	Kyle Wright	Danville, Calif.
2005	Kyle Wright	Danville, Calif.
2004	Brock Berlin	Shreveport, La.
2003	Brock Berlin	Shreveport, La.
2002	Ken Dorsey	Orinda, Calif.
2001	Ken Dorsey	Orinda, Calif.
2000	Ken Dorsey	Orinda, Calif.
1999	Ken Dorsey	Orinda, Calif.
1998	Scott Covington	Laguna Niguel, Calif.
1997	Ryan Clement	Denver, Colo.
1996	Ryan Clement	Denver, Colo.
1995	Ryan Clement	Denver, Colo.
1994	Frank Costa	Philadelphia, Pa.
1993	Frank Costa	Philadelphia, Pa.
	Ryan Collins	Pembroke Pines
1992	Gino Torretta	Pinole, Calif.
1991	Gino Torretta	Pinole, Calif.
1990	Craig Erickson	West Palm Beach
1989	Craig Erickson	West Palm Beach
1988	Steve Walsh	St. Paul, Minn.
1987	Steve Walsh	St. Paul, Minn.
1986	Vinny Testaverde	Elmont, N.Y.
1985	Vinny Testaverde	Elmont, N.Y.
1984	Bernie Kosar	Boardman, Ohio
1983	Bernie Kosar	Boardman, Ohio
1982	Mark Richt	Boca Raton
1981	Jim Kelly	East Brady, Pa.
1980	Jim Kelly	East Brady, Pa.
1979	Mike Rodrigue	Tallahassee
1978	Kenny McMillian	DeLand
1977	Kenny McMillian	DeLand
	E.J. Baker	Lakeland
1976	E.J. Baker	Lakeland
1975	E.J. Baker	Lakeland
1974	Kary Baker	Miami

Spreading THE WEALTH

► Quarterback Jacory Harris completed a pass to 11 different receivers in Miami's win over Oklahoma on Oct. 3. Harris, who finished the night 19-for-28 for 202 yards, successfully found Aldarius Johnson (4 times), Travis Benjamin (3), Dedrick Epps (3), LaRon Byrd (2), Jimmy Graham (1), Tervaris Johnson (1), Mike James (1), Javarris James (1), Thearon Collier (1), Graig Cooper (1) and Leonard Hankerson (1) against OU.

► On the year, Harris has found 15 different receivers, including Patrick Hill, Tommy Streeter, Kendal Thompkins and Damien Berry in addition to the 11 who caught a pass against the Sooners.

Miami VS. AP-RANKED TEAMS

- Miami has won 27 of its last 43 games against ranked teams, dating back to the 2000 season.
- Miami is 88-114-1 vs. AP-ranked teams since its first game against a ranked opponent in No. 18 Alabama in 1941.
- Miami is 40-57 vs. AP top-10 teams since playing No. 6 Alabama in 1947.
- Miami is 22-33 against AP top-5 teams since playing No. 3 Maryland in 1953.
- Miami's victory over No. 1 Florida State on Oct. 7, 2000, extended UM's record to 10-7 against No. 1-ranked teams. Of those 16 meetings with No. 1, six of the past eight have been against FSU.

Miami VS. RANKED OPPONENTS SINCE 1990

► Since 1990, Miami has registered a 48-38 mark against Associated Press ranked teams and a 125-16 record against unranked opponents. Miami's loss to North Carolina in 2004 marked the first loss to an unranked team since losing to East Carolina in 1999, a span of 65 games.

Running FOR RECORDS

Here is a quick look at some individual UM career rushing records to watch out for during the 2009 season:

► With 78 rushing attempts this season, senior Javarris James has moved from eighth place on Miami's all-time rushing attempts list to third through the season's first eight games. After passing Stephen McGuire (450 attempts) and Danyell Ferguson (454 attempts) against Oklahoma, James passed his cousin Edgerrin with six carries against Clemson on Oct. 24. He now trails only Ottis Anderson (691 attempts) and James Jackson (541 attempts) heading into Saturday's game against Virginia.

MIAMI'S CAREER RUSHING ATTEMPTS LEADERS

1. Ottis Anderson	691
2. James Jackson	541
3. Javarris James	478
4. Edgerrin James	474
5. Danyell Ferguson	454

► James also moved into the school's Top 10 in career rushing yards against the Sooners, moving into eighth place with 1,963 yards before adding four yards against FAMU, 65 against UCF in Orlando and 56 two weeks ago against Clemson. With 150 yards on the ground against Oklahoma, James passed Alonzo Highsmith (1,914), Tyrone Moss (1,942) and McGuire (1,953) on the list. Against the Knights, James not only passed Frank Gore (1,975) for seventh place all-time, he became just the seventh player in school history to amass 2,000 career rushing yards. In the Clemson game, he passed Willis McGahee for sixth all-time in program history.

MIAMI'S CURRENT TOP 10 CAREER RUSHING LEADERS

1. Ottis Anderson	3,331
2. Edgerrin James	2,960
3. James Jackson	2,953
4. Clinton Portis	2,523
5. Danyell Ferguson	2,214
6. Javarris James	2,088
7. Willis McGahee	2,067
8. Frank Gore	1,975
9. Stephen McGuire	1,953
10. Tyrone Moss	1,942

- Junior Graig Cooper (1,849) needs 93 rushing yards to enter the program's all-time Top 10 all-time.
- Cooper and James also rank in a tie for ninth all-time with five career 100-yard games apiece.

Other RECORDS TO WATCH

► Jason Fox has started 44 games in his career. He could tie William Joseph for a UM record 50 career starts if the 'Canes play in the ACC Championship game and a bowl game and Fox starts all 14 games this season. (Ed Reed is second on the list with 48 career starts).

► Matt Boshier is 4th all-time in consecutive PATs (72), 9th in points scored kicking (151) and 9th in FGs made (27).

The NORTHWESTERN SEVEN

▶ Last season's freshman class included seven players from Northwestern High School in Miami.

Here is a look at how each fared their first season at Miami in 2008:

QB JACORY HARRIS

▶ Played in all 13 games, starting two; Threw for 1,195 yards and 12 touchdowns; also ran for 101 yards

LB SEAN SPENCE

▶ Earned numerous Freshman All-America honors; Named ACC Defensive Rookie of the Year; Recorded 65 tackles

WR ALDARIUS JOHNSON

▶ Led the 'Canes in catches (31) and receiving yards (332); Caught eight passes for 84 yards and a TD at Duke

DT MARCUS FORSTON

▶ Earned numerous Freshman All-America honors; Had 4.5 tackles for a loss, including three sacks

WR TOMMY STREETER

▶ Sat out the 2008 season with a wrist injury

WR KENDAL THOMPkins

▶ Played in the first two games before an injury forced him to miss the remainder of the season.

OL BEN JONES

▶ Redshirted; Participated on the scout team

Torretta HONORED FOR HALL INDUCTION

▶ Former Hurricane great Gino Torretta was honored at halftime of the Miami-Georgia Tech game on Sept. 17 after it was announced on April 30 that he will be inducted into the College Football Hall of Fame.

▶ Archie Manning – the chairman of The National Football Foundation and College Hall of Fame – announced that Torretta would join 15 fellow First Team All-America players and two legendary coaches in the College Football Hall of Fame Class of 2009.

▶ He will be inducted in the Hall of Fame on Dec. 8 in New York City and officially enshrined at the Hall in South Bend, Ind., during ceremonies in the summer of 2010.

▶ Joining Torretta in the class is an impressive group of college football names, including Notre Dame wide receiver Tim Brown, Ohio State linebacker Chris Spielman and legendary coaches John Robinson and Dick McPherson.

▶ With the announcement, he became just the fourth Hurricane player to be selected for induction in the Hall, joining Bennie Blades (2006), Don Bosseler (1990) and Ted Hendricks (1987) in prestigious company.

Testaverde NAMED TO ACC'S 2009 LEGENDS CLASS

▶ Former quarterback Vinny Testaverde has been named by the Atlantic Coast Conference as the University of Miami's representative in its Class of 2009 Dr Pepper Football Championship Game Legends. Testaverde, a Ring of Honor and Hall of Fame member at UM, headlines the 12-member group announced by the league on Sept. 2 that also includes former Florida State quarterback Chris Weinke and one of the winningest head coaches in league history in Clemson's Danny Ford.

▶ The Legends will be honored at this year's Dr Pepper ACC Football Championship Game weekend. They will appear at the ACC Coaches and Awards Luncheon at noon on Friday, Dec. 4, and will be honored at the "ACC Night of Legends" held at the Grand Hyatt Tampa Bay on Friday evening. They will also be recognized during pre-game ceremonies at Raymond James Stadium for the 5th Annual Dr Pepper ACC Football Championship, which has an 8 p.m. kickoff on Dec. 5 and will be nationally televised by ESPN.

Miami ON THE BIG STAGE

▶ The Hurricanes came right out of the gate in 2009 with its first four games against a ranked opponent on national TV. Miami opened its season Labor Day night in Tallahassee with a 38-34 win over No. 18 Florida State, 10 days before beating No. 14 Georgia Tech, 33-17, on a ESPN Primetime Thursday contest.

▶ Three weeks ago, the 'Canes suffered their only defeat of 2009, falling at No. 11 Virginia Tech on ABC before picking up their third win over a ranked opponent two weeks back with a 21-20 win over No. 8 Oklahoma in primetime on ABC.

▶ After playing UCF on CBS College Sports, the 'Canes played Clemson and Wake Forest on a ABC-ESPN (regional split) and this weekend will be on Raycom's feature game against Virginia.

Miami VERSUS THE COMMONWEALTH STATE

▶ Miami is 28-12 all-time versus the state of Virginia. After winning two of the last three against teams from Virginia, the Hurricanes now own a .700 winning percentage against the state.

▶ In the series against ACC members Virginia and Virginia Tech, Miami is at its best when it scores 20 or more points. UM is a combined 15-2 against Virginia Tech (11-2) and Virginia (4-0) when it scores 20 or more points in a game. The Hurricanes are 6-10 when it fails to score at least 20 points against the Cavaliers (0-2) and Hokies (6-8).

Miami's Last 15 Games Versus Teams From Virginia

Sept. 26, 2009	Virginia Tech 31, Miami 7	Blacksburg, Va.
Nov. 13, 2008	Miami 16, Virginia Tech 14	Miami Gardens, Fla.
Nov. 1, 2008	Miami 24, Virginia 17	Charlottesville, Va.
Nov. 17, 2007	Virginia Tech 44, Miami 14	Blacksburg, Va.
Nov. 10, 2007	Virginia 48, Miami 0	Miami, Fla.
Nov. 18, 2006	Virginia 17, Miami 7	Charlottesville, Va.
Nov. 4, 2006	Virginia Tech 17, Miami 10	Miami, Fla.
Nov. 26, 2005	Miami 25, Virginia 17	Miami, Fla.
Nov. 5, 2005	Miami 27, Virginia Tech 7	Blacksburg, Va.
Dec. 4, 2004	Virginia Tech 16, Miami 10	Miami, Fla.
Nov. 13, 2004	Miami 31, Virginia 21	Charlottesville, Va.
Nov. 1, 2003	Virginia Tech 31, Miami 7	Blacksburg, Va.
Dec. 7, 2002	Miami 56, Virginia Tech 45	Miami, Fla.
Dec. 1, 2001	Miami 26, Virginia Tech 24	Blacksburg, Va.
Nov. 4, 2000	Miami 41, Virginia Tech 21	Miami, Fla.

Turning THE CORNER

- ▶ Sophomore cornerback Brandon Harris is off to a strong start through the first eight games of the 2009 season.
- ▶ He currently ranks in a tie for second in the country in both pass break-ups (11) and passes defended (12) while ranking third on the team with 42 tackles
- ▶ He recorded his first interception of the season on Oct. 10 against Florida A&M.
- ▶ He tallied a career-high nine total tackles at FSU in the season-opener, earning ACC Defensive Back of the Week honors for his effort in Tallahassee.
- ▶ Harris, a 2009 All-ACC Academic Team member, recorded 30 total tackles and had just three passes defended in 13 games as a true freshman last season.

Comparison: MIAMI AND VIRGINIA

▶ Here is a quick look at the match-ups you will see when the 'Canes and Cavaliers square off on Saturday in Miami:

MIAMI			VIRGINIA		
Offense	Avg	NCAA Rank	Defense	Avg	NCAA Rank
PPG	29.88	39	PPG	21.75	40
Rushing	120.13	95	Rushing	154.00	77
Passing	267.75	25	Passing	175.25	19
Defense	Avg	NCAA Rank	Offense	Avg	NCAA Rank
PPG	24.00	61	PPG	21.38	100
Rushing	129.00	52	Rushing	98.13	105
Passing	220.88	64	Passing	179.38	100
Net Punting	Avg	NCAA Rank	PR	Avg	NCAA Rank
Average	37.26	32	Average	5.71	99
PR	Avg	NCAA Rank	Net Punting	Avg	NCAA Rank
Average	7.72	77	Average	36.37	52

Fox EARNS WEEKLY HONOR AFTER OU GAME

▶ Senior offensive tackle Jason Fox was named ACC Offensive Lineman of the Week after anchoring an offensive front that paved the way for Javarris James' 150 rushing yards against the nation's top-ranked rushing defense in a 21-20 win against eighth-ranked Oklahoma on Oct. 3. Aided by Fox's performance at the tackle position, the Hurricanes piled on 342 yards of total offense. Fox graded out at 99 percent for the game and added three pancake blocks, while not allowing a sack.

Coop AND BABY J

- ▶ So much of Miami's success offensively comes from the running back tandem of junior Graig Cooper and senior Javarris James. In the rushing duo's time together at UM, the Hurricanes have a 7-3 record when the two combine to get at least 25 carries, and a 5-9 record when they both play and are under the 25-carry mark.
- ▶ In 2007, reaching this mark was extremely important to the team's success as all five of UM's victories came when the two combined to reach the 25-carry mark.
- ▶ Last year, James missed the better part of five games with a high ankle sprain, and the only time the pair combined for more than 25 carries the 'Canes won at Virginia when Cooper and James ran 33 times for 186 yards.
- ▶ Against Georgia Tech this year, the pair combined for 31 carries and 165 yards and averaged 5.3 yards per carry against the Yellow Jackets.
- ▶ The tandem rank first and second on the team in rushing this season, with James having tallied a team-high 418 yards on the ground follow by Cooper's 326.

National PERSPECTIVE

▶ In addition to a No. 16 ranking in the USA Today/ESPN Coaches Poll and a No. 17 ranking in the AP Poll, the 'Canes are receiving other Top 25 recognition after starting 6-2, with three wins against ranked opposition.

Here is a list of some other national rankings for the 'Canes heading into the weekend:

- ▶ **BCS:** 17
- ▶ **ESPN Power Ranking:** 15
- ▶ **ESPNU Fan Ranking:** 17
- ▶ **Legends Poll:** 16
- ▶ **Sporting News:** 17
- ▶ **CBSSports.com 120:** 14
- ▶ **Harris Interactive:** 17

Miami IS NO. 17 IN BCS RANKINGS THIS WEEK

- ▶ After opening the season with record of 6-2 - including three wins against ranked opposition - the University of Miami is ranked 17th in the this week's Bowl Championship Series rankings.
- ▶ The 'Canes currently have an average of .3707, right behind Houston (.4209) and Ohio State (.3784).
- ▶ Four of Miami's 2009 opponents are currently ranked in the BCS Top 25, with Georgia Tech at No.10, Virginia Tech at No. 23, Oklahoma at No. 24 and USF at No. 25.

	Record	BCS Average	Harris Rank	Coaches Rank	Computers
1. Florida	8-0	.9918	1	1	1
2. Texas	8-0	.9227	2	2	3
3. Alabama	8-0	.9166	3	3	3
4. Iowa	9-0	.8407	7	6	2
5. Cincinnati	8-0	.8033	5	7	5
6. TCU	8-0	.8008	6	4	6
7. Boise State	8-0	.7863	4	5	8
8. Oregon	7-1	.7651	8	8	7
9. LSU	7-1	.7121	9	9	9
10. Georgia Tech	8-1	.6287	11	11	19
17. MIAMI	6-2	.3707	17	17	16

Whipple BALL

- ▶ Eight games into his tenure as the University of Miami's offensive coordinator, Mark Whipple has the 'Canes' passing game off to a fast start as Miami ranks in the nation's Top 25 in both passing efficiency (12th; 151.59) and passing offense (25th; 267.75 ypg).
- ▶ Despite going up against four ranked teams in the season's first eight games, the Hurricanes' offense has scored more than 20 points seven times, including a 38-point performance in Miami's season-opening win over No. 18 FSU in Tallahassee, a 33-point showing the following week against No. 14 Georgia Tech, a season-high 48-point performance against Florida A&M and a 37-point outing against Clemson two weeks back.
- ▶ Quarterback Jacory Harris has proven to be one of the league's top passers through the first half of the 2009 season, ranking 11th nationally in pass efficiency (151.52) and third in the ACC in passing yards per game (263.0).

ACC HONORS FOR JACORY AND BRANDON

- ▶ Miami quarterback Jacory Harris and defensive back Brandon Harris were selected Atlantic Coast Conference football players of the week for the weekend of Sept. 3-7.
- ▶ Jacory Harris earned ACC Offensive Back of the Week honors after throwing for a career-high 386 yards and two touchdowns on 21-of-34 passing in Miami's 38-34 win over No. 18 Florida State in Tallahassee.
- ▶ Brandon Harris was selected ACC Defensive Back of the Week after tallying a game- and career-high nine tackles (three solo) and breaking up two passes against FSU.
- ▶ Jacory repeated as ACC Player of the week after his performance against Georgia Tech, going 20-for-25 for 270 yards and three touchdowns.

Two SPORT STAR

- ▶ With five national championships and decades of success on the gridiron, football players at "The U" are usually the most recognizable athletes. However, one of the most recognizable names on the 2009 roster is former UM basketball player Jimmy Graham.
- ▶ Graham, who is among the program's all-time Top 10 in career blocks, opted to join the football team in lieu of pursuing a professional basketball career after his basketball eligibility expired at the conclusion of the 2008-09.
- ▶ He has played in each of Miami's first eight games this season. His first three catches went for touchdowns, scoring in UM's first three home games this season (vs. Georgia Tech, vs. Oklahoma and vs. FAMU).
- ▶ At 6-8, Graham is the second-tallest player on the UM football team (reserve offensive lineman Ian Symonette stands at 6-9).
- ▶ He is one of four former college basketball players making the switch to the gridiron in 2009 - Arizona forward-turned-Houston tight end Fendi Onobu, Michigan point guard-turned-slot receiver Kelvin Grady and Duke point guard-turned Syracuse quarterback Greg Paulus.

Shields SHIFTING GEARS

- ▶ After three seasons as a wide receiver, veteran Sam Shields has made the move over to cornerback for his senior season.
- ▶ Shields, who had just 470 receiving yards combined the last two seasons after tallying 501 yards as a freshman, is UM's fastest player (4.2 40-yard dash) and has instantly added another dimension to the UM secondary.
- ▶ Through the season's first eight games, Shields ranks fifth on the team with 32 tackles and is tied for third in passes broken up (2).

Byrd BREAKS OUT

- ▶ After being held without a catch in the season-opener at Florida State, sophomore wideout LaRon Byrd responded with a big night against Georgia Tech on Sept. 17, catching five passes for 83 yards - including an early 40-yard touchdown reception from Jacory Harris. Against UCF on Oct. 17, Byrd was at it again, catching five passes for 85 yards against the Knights in Orlando. On the year, Byrd has 21 catches for 286 yards and a touchdown.

All-Purpose YARDS RETURN

- ▶ Miami returns nine of its top 10 players in terms of all-purpose yards gained in 2008, with only Kayne Farquharson (280 yards) not back this season.
- ▶ In Miami's 2009 opener against FSU, Graig Cooper and Travis Benjamin continued to dominate the team's all-purpose yardage, accounting for over half (372 of 664) of the Hurricanes' all-purpose yardage. Cooper led the team with 232 yards - including 177 on kick-returns - while Benjamin had 140, 128 of which came through the air.
- ▶ Despite missing most of two games (FAMU, UCF), Cooper has a team-high 819 all-purpose yards, ranking him 64th nationally with an average of 117.0 yards per game.
- ▶ Behind Cooper, Benjamin (500), Leonard Hankerson (477), Javarris James (472) and Mike James (349) round out the top five all-purpose performers for the 'Canes.
- ▶ Cooper (1,133) led the team in all-purpose yards in '08.
- ▶ Benjamin (1,012) ranked second on the team in all-purpose yards last year. It marked the second time a UM freshman recorded at least 1,000 all-purpose yards in the last three seasons, after Javarris James tallied 1,002 yards as a freshman in 2006.

FOX ON SPORTING NEWS TODAY

- ▶ University of Miami offensive tackle Jason Fox is among 18 college football stars writing weekly diaries throughout the season in Sporting News Today, the world's first digital daily sports newspaper.
- ▶ The diaries, which will cover topics on the field and off it, began a week before the season-opener at FSU. To sign up for the free digital newspaper, which is no fewer than 30 pages a day, go to sportingnewstoday.com. At 7 a.m. ET each day, subscribers are sent an e-mail directing them to that day's edition.

Fourth DOWN FORTUNE

- ▶ One of the team's strengths the last few seasons has been its success on fourth down on both sides of the ball.
- ▶ The 'Canes currently rank fifth in the ACC offensively in fourth down conversions (4-for-8) while the defense is sixth in the league in allowing just four of nine attempts by its opponents.
- ▶ Last season, UM led the ACC and ranked 13th nationally in converting 68.4 percent of its fourth down attempts. On the defensive side, the 'Canes ranked fourth in the ACC and 23rd nationally with a 38.1 percent success rate on fourth down.

Old WISE MEN

- ▶ Safety Randy Phillips and defensive end Eric Moncur return in 2009 as the senior citizens of the Hurricanes' defense. Moncur came to UM in 2004 and redshirted that season before Phillips joined him on the field in 2005.
- ▶ This season, Randy Phillips was among the team's tackle leaders before missing three games recovering from an injury. On the year, Phillips has 31 tackles and leads the team with two interceptions (at FSU, vs. Clemson).
- ▶ Moncur made his 2009 debut on Sept. 17 vs. Georgia Tech, recording three tackles in his first game in nearly a year. He recorded his first sack of the season against FAMU and now has 10 total tackles on the season heading into the Virginia game.
- ▶ The pair has combined to play in 80 games in their careers, with Moncur (41 games) playing in two more than Phillips (39).

Mighty MARCUS

- ▶ After recording just nine total tackles and 2.0 tackles for a loss in UM's first nine games last season, defensive end Marcus Robinson came alive in the 'Canes last four contests, recording team-highs in solo tackles (19), total tackles (26), tackles for a loss (7.0) and sacks (4.0) over that span.
- ▶ Over the last four games of last season (vs. Virginia Tech, at Georgia Tech, at NC State, vs. California), Robinson averaged 6.5 tackles, 1.75 tackles for a loss and one sack per contest.
- ▶ This season, Robinson has 15 tackles, 5.0 tackles for a loss, three sacks, two quarterback hurries, two forced fumbles and against Clemson on Oct. 24, he returned a fumble for a 53-yard touchdown.

Highsmith MAKES HIS DEBUT

- ▶ True freshman quarterback A.J. Highsmith saw his first collegiate action two weeks ago against Florida A&M.
- ▶ Highsmith -- son of former UM running back Alonzo Highsmith - played the entire second half against the Rattlers, completing all three of his passes for 38 yards, including a 29-yard toss to fellow freshman Tommy Streeter.

Butkus BOYS

- ▶ Senior Darryl Sharpton and sophomore Sean Spence were named to the initial watch list for the 2009 Dick Butkus Award, given annually to the nation's top linebacker.
- ▶ Eight Atlantic Coast Conference linebackers were among the 35 selected to the list while Miami was one of eight schools nationally with two players represented on the list, along with Penn State, Georgia, USC, Alabama, Oklahoma, North Carolina and Iowa.
- ▶ Spence was named 2008 ACC Defensive Rookie of the Year last season while Sharpton returns after starting 10 of 13 games a season ago.
- ▶ This year, Sharpton is second on the team with 53 tackles while Spence has 35 - including 5.5 for a loss.

Bosher NAMED TO GROZA WATCH LIST

- ▶ Junior Matt Bosher was named to the preseason watch list for the Lou Groza Award, given annually to the nation's top collegiate kicker.
- ▶ Nine 2008 semifinalists – including Bosher – are named to the list. As a sophomore in 2008, Bosher earned second team All-ACC honors as a kicker and punter and also was awarded Miami's Jack Harding Award, given to the team's most valuable player.
- ▶ Bosher led Miami with 94 points in 2008, connecting on 18-of-20 field goal attempts and 40-of-40 PAT's.

Best BEHAVIOR

- ▶ Through head coach Randy Shannon's first 33 games at the helm of the University of Miami football program, the statistics have shown a drastic change in the Hurricanes' discipline on the field. The last two seasons, the Hurricanes were close to even when it came to penalty differential. The last time the Hurricanes finished the season with fewer penalty yards than their opponents was 1994, when UM was penalized for 775 yards compared to 807 for its opponents.

PENALTY YARDAGE

YEAR	MIAMI	OPPONENTS	+/-
2009	502	404	+98
2008	605	537	+68
2007	622	611	+11
2006	805	507	+298
2005	841	626	+215
2004	736	584	+152
2003	1,027	766	+261
2002	1,055	517	+538
2001	944	687	+257
2000	887	609	+278
1999	783	544	+239
1998	822	670	+152
1997	820	661	+159
1996	675	384	+291
1995	739	722	+17
1994	775	807	-32

Hurricanes IN THE ACC IN 2009

- ▶ The following is a list of where Miami is ranked as a team and individually in the Atlantic Coast Conference this season:

Team	Rank	Player	Rank
Scoring Offense	6th (29.9)	Jacory Harris	
Scoring Defense	7th (24.0)	Passing Avg./Game	3rd (263.0)
Pass Offense	4th (267.8)	Passing Efficiency	1st (151.5)
Pass Defense	8th (220.9)	Total Offense	5th (242.4)
Rush Offense	9th (120.1)	Passing Touchdowns	3rd (16)
Rush Defense	4th (129.0)	Graig Cooper	
Total Offense	6th (387.9)	Kick Return Avg.	3rd (28.5)
Total Defense	8th (349.9)	All-Purpose	6th (117.0)
Kickoff Coverage	9th (39.6)	Javarris James	
Kickoff Returns	3rd (24.1)	Rushing Yards/Game	8th (59.7)
Pass Efficiency	3rd (151.6)	Leonard Hankerson	
Punting	1st (37.3)	Receiving Yards/Game	10th (59.6)
Punt Return Avg.	8th (7.7)	Matt Bosher	
Time of Possession	5th (29:24)	Scoring	t-8th (7.1)
Turnover Margin	t-7th (0.00)	Scoring (Kick)	t-4th (7.1)
First Downs	6th (163)	Punting	2nd (42.3)
Opponent 1st Downs	8th (151)	PAT Kick Pct.	t-1st (100.0)
Sacks By	t-7th (16)	Field Goal Pct.	4th (81.8)
Sacks Against	t-10th (24)	Field Goals	t-8th (1.12)
Penalties	11th (62.8)	Brandon Harris	
Opponent Penalties	8th (50.5)	Passes Defended	1st (1.50)
Pass Def. Efficiency	7th (128.5)	Tackles/Game	32nd (5.2)
3rd Down Conv.	5th (43.3)	Colin McCarthy	
Opp. 3rd Down Conv.	8th (39.3)	Tackles/Game	7th (7.4)
4th Down Conv.	t-5th (50.0)	Darryl Sharpton	
Opp. 4th Down Conv.	6th (44.4)	Tackles/Game	t-13th (6.6)
Field Goals	4th (.818)	Sean Spence	
PAT Kicking	t-1st (1.000)	Tackles/Game	t-35th (5.0)
Red Zone Offense	t-10th (80.0)	Allen Bailey	
Red Zone Defense	2nd (76.9)	Sacks	t-2nd (0.88)
		Tackles for Loss	t-4th (1.19)
		Fumbles Forced	t-6th (0.25)
		Marcus Robinson	
		Fumbles Forced	t-6th (0.25)

Recapping THE SPRING GAME

- ▶ Damien Berry carried 14 times for 114 yards including a 54-yard TD run and Jacory Harris completed 9-of-16 passes for 141 yards as the UM offense shined in a 52-3 win over the defense at Lockhart Stadium on March 28 in the annual UM Spring game.
- ▶ Miami's offense racked up 406 total yards on 71 total plays while scoring 52 points in a scoring system put together by the coaching staff. The offense scored six points on a touchdown, three points on a field goal, one point on a PAT, one point for crossing the 50-yard line and one point for every first down.
- ▶ UM's defense was able to score six points for any defensive touchdown, two points for a fumble, two points for an INT and one point for a three-and-out. The defense scored its three points on an INT by safety Randy Phillips and one point for a three-and-out.
- ▶ Thearon Collier led all receivers with 65 yards on five receptions including a 26-yard long. Kendal Thompkins caught two passes for 45 yards while LaRon Byrd had 43 yards on two receptions.

2009 'CANES ON NATIONAL PRESEASON LISTS

► Hurricane players have been getting some preseason accolades. Take a look at how some analysts feel about some of the 'Canes in 2009:

SEAN SPENCE

- Butkus Award Watch List
- Rivals.com National No. 17 Linebacker
- Herbie Award (ESPN): No. 5 Best Outside Linebacker
- Phil Steele All-ACC Second Team Linebacker
- College Football News All-ACC Second Team Linebacker
- College Football News No. 27 Top ACC Player

MATT BOSHER

- Groza Award Watch List
- Preseason All-ACC Selection
- Phil Steele All-ACC First Team Kicker
- Phil Steele All-ACC Third Team Punter
- College Football News All-ACC First Team Kicker
- College Football News Honorable Mention All-American Kicker

JASON FOX

- Preseason All-ACC Selection
- Rivals.com National No. 20 Offensive Tackle
- Phil Steele All-ACC First Team Offensive Tackle
- College Football News National No. 21 Offensive Tackle

ALDARIUS JOHNSON

- Phil Steele All-ACC First Team Wide Receiver
- College Football News All-ACC First Team Wide Receiver
- College Football News No. 28 Top ACC Player
- College Football News National No. 20 Wide Receiver

GRAIG COOPER

- Phil Steele All-ACC Fourth Team Running Back
- College Football News All-ACC Second Team Running Back
- College Football News No. 18 Top ACC Player

TRAVIS BENJAMIN

- Phil Steele All-ACC First Team Punt Returner
- College Football News All-ACC First Team Punt Returner

ERIC MONCUR

- Phil Steele All-ACC Fourth Team Defensive End
- College Football News All-ACC Second Team Defensive End

DARRYL SHARPTON

- Butkus Award Watch List

RYAN HILL

- Phil Steele All-ACC Fourth Team Strong Safety

COLIN MCCARTHY

- Phil Steele All-ACC Third Team Linebacker

MARCUS FORSTON

- Phil Steele All-ACC Second Team Defensive Tackle

JACORY HARRIS

- Herbie Award (ESPN): No. 5 Top First-Year QB Starters

ORLANDO FRANKLIN

- Phil Steele All-ACC Second Team Offensive Guard

Miami 3rd NATIONALLY IN SCORES BY RETURNS

► Since the turn of the century, Virginia Tech and Kansas State are the only two schools that have scored more touchdowns than Miami on various returns. Here's the list:

Most Touchdowns Via Returns Since 2000

School	00	01	02	03	04	05	06	07	08	09	Bwls	Tot.
Virginia Tech	6	7	7	10	6	6	5	8	5	4	3	67
Kansas State	5	2	12	5	5	5	9	7	9	4	1	65
Miami	13	11	6	10	8	3	1	2	3	2	3	62
Texas	6	6	7	9	2	7	8	4	4	6	3	62
Fresno State	5	3	5	4	6	7	3	3	8	3	3	50
Florida State	4	5	6	6	3	4	3	4	4	2	7	48
NC State	2	4	9	10	5	2	4	3	3	1	1	44
Nebraska	7	5	6	4	4	4	0	3	4	1	3	41
Colorado	4	7	7	1	6	3	1	3	3	0	4	39
East Carolina	5	4	5	4	3	0	4	2	6	2	3	38
Texas Tech	7	8	5	3	2	3	2	1	3	1	2	37
Notre Dame	6	4	9	1	1	5	4	3	2	0	1	36
Wake Forest	2	2	3	6	5	3	2	10	3	0	0	36

Coordinators ON TAP

► Randy Shannon's 2009 staff has two new assistant coaches – assistant head coach Mark Whipple and defensive coordinator John Lovett.

► **Mark Whipple, Assistant Head Coach/Quarterbacks/Offensive Coordinator** - Whipple is a veteran of 27 seasons as a coach on both the collegiate and professional levels.

Whipple spent the 2008 season as an offensive assistant coach with the Philadelphia Eagles helping the team to an appearance in the NFC championship game. Before joining the Eagles, he served as the quarterbacks coach of the Pittsburgh Steelers from 2004-06 where he was instrumental in the development of Ben Roethlisberger, who became the youngest starting quarterback to win a Super Bowl. In 2004, Roethlisberger became the first NFL quarterback to finish a season undefeated with a 13-0 record in games he started. Prior to his move to the NFL, Whipple coached 16 seasons as a head coach at the collegiate level compiling an overall record of 121-59 (.672) at stops at the University of Massachusetts, Brown and New Haven.

While at UMass, he posted a 49-26 (.653) record in six years (1998-2003) leading the Minutemen to a Division I-AA National Championship in his first season with the team in 1998. He also won a pair of conference championships. His 1998 national championship team finished with a school record in wins finishing the season 12-3. He was named National Coach of the Year by the American Football Coaches Association and Don Hansen's National Weekly Football Gazette in 1998 and earned Atlantic 10 Coach of the Year honors in 2003. He posted five winning seasons in only six years as head coach. He coached nine different players who won first team All-America honors.

► **John Lovett, Defensive Coordinator**– Lovett has 18 years of experience as a defensive coordinator with stops at Clemson, Auburn and Mississippi, Lovett inherits a unit that returns 15 players with starting experience, including three Freshman All-Americans. Lovett spent the last two seasons as the special teams coordinator and a defensive assistant at North Carolina, where the kickoff coverage unit ranked among the nation's top 15 and the Tar Heels blocked six kicks in 2008. He coached the NCAA all-time leader in combined kick return yards in Brandon Tate. Tate also established the ACC career mark for kickoff return yards. Kicker Connor Barth set the school career mark for field goals.

Prior to going to North Carolina, Lovett was the defensive coordinator at Bowling Green from 2005-06. In addition to coordinating the defense at Bowling Green, Lovett coached linebackers in 2005 and defensive backs in 2006. In his first year with the Falcons, Lovett's defense ranked 20th in the country in turnover margin. Lovett served as the defensive coordinator at Clemson from 2002-04 and helped develop one of the ACC's top defenses. In 2004, Clemson was 11th in the nation in pass defense efficiency (103.4) and 26th in total defense (327.3). In 2003, his defense allowed just 19.2 points per game as Clemson finished the year with nine wins and a top 25 national ranking.

'Canes IN THE NFL IN WEEK EIGHT

► Tune into nearly any NFL game on a Sunday or Monday, and you're likely to see several former Hurricanes excelling at the next level. No school in the country has as many former players in the NFL than the University of Miami, and that is evident by the number of current Pro Bowl players and Super Bowl champions that hail from "The U". The following list is the top performances by former Hurricanes this past weekend in the NFL:

1. Reggie Wayne - Indianapolis Colts WR (vs. San Francisco)

► Recorded a season-high 12 catches for 147 yards and a touchdown in home win

2. Frank Gore - San Francisco 49ers (at Indianapolis)

► Had 13 carries for 91 yards and a touchdown on the ground in addition to 43 receiving yards

3. Jon Beason - Carolina Panthers LB (at Arizona)

► Tied a season-high with a team-best 11 total tackles (eight solo, three assists) in road victory

4. Devin Hester - Chicago Bears WR/PR (vs. Cleveland)

► Had game-highs in catches (7), receiving yards (81) in win over Cleveland

5. D.J. Williams - Denver Broncos LB (at Baltimore)

► Recorded a game-high 11 total tackles (eight solo, three assists) in road loss at Baltimore

6. Calais Campbell - Arizona Cardinals DE (vs. Carolina)

► Recorded a career-high eight total tackles (six solo, two assists) and a half a sack

7. Bruce Johnson - New York Giants CB (at Philadelphia)

► Recorded his first career sack, his first career forced fumble and had two tackles in road loss

8. Jeremy Shockey - New Orleans Saints TE (vs. Atlanta)

► Caught five passes for 72 yards in home win over the Falcons

9. Ray Lewis - Baltimore Ravens LB (vs. Denver)

► Had seven total tackles (six solo) as the Ravens hold Denver to just seven points

10. Andre Johnson - Houston Texans WR (at Buffalo)

► Finished with six catches for a game-high 63 yards in road win at Buffalo

11. Phillip Buchanon- Detroit Lions CB (vs. Detroit)

► Recorded a season- and team-high five solo tackles in loss to St. Louis

12. Ed Reed - Baltimore Ravens S (vs. Denver)

► Had four total tackles (three solo) and forced a fumble in win over the Broncos

13. Antonio Dixon - Philadelphia Eagles DT (vs. New York Giants)

► Recorded his first career sack and had two solo tackles in home win over the New York Giants

14. Greg Olsen - Chicago Bears TE (vs. Cleveland)

► Had three catches for 40 yards in blowout win over Cleveland

15. Jonathan Vilma - New Orleans Saints LB (vs. Atlanta)

► Finished with six tackles (five solo) as the Saints remain undefeated

'Canes IN THE PRO BOWL

► Seven former University of Miami football players were named to the 2009 NFL Pro Bowl, easily the highest representation for any school in the nation. The list included:

WR	Andre Johnson	Houston Texans
WR	Reggie Wayne	Indianapolis Colts
RB	Clinton Portis	Washington Redskins
LB	Ray Lewis	Baltimore Ravens
LB	Jon Beason	Carolina Panthers
S	Ed Reed	Baltimore Ravens
P	Jeff Feagles	New York Giants

► With seven Pro Bowl players, Miami had as many or more than the representation of three entire BCS-conferences. UM's seven former players tied the entire Big 10 Conference (7) while it led the total produced by both the Pac-10 (6) and the Big East (4).

► The Atlantic Coast Conference topped all leagues with 20 representatives from current ACC schools. The Southeastern Conference was second with 13 former players selected.

'Canes AND THE LEAGUE

► The University of Miami had 41 players on 2009 opening day NFL rosters - the second-most of any college football program in the country. Trailing only LSU by one, the Hurricanes lead a group of nine ACC schools in the Top 25 most-represented programs in the country. Here is a list of schools which had at least 30 former players on NFL rosters on opening day:

School	Total
LSU	42
MIAMI	41
Ohio State	39
Texas	39
Georgia	38
USC	37
Tennessee	35
Florida State	32
Michigan	30

► Miami currently has 39 players on teams as of the second week of the 2009 NFL season. Take a look at the former Hurricanes currently in the NFL.

ARIZONA CARDINALS

Calais Campbell	DL
Antrel Rolle	DB

ATLANTA FALCONS

Spencer Adkins	LB
Brett Romberg	OL

BUFFALO BILLS

Roscoe Parrish	WR
----------------	----

BALTIMORE RAVENS

Tavares Gooden	LB
Ray Lewis	LB
Willis McGahee	RB
Ed Reed	S

CAROLINA PANTHERS

Jon Beason	LB
Damione Lewis	DL

CHICAGO BEARS

Devin Hester	WR/PR
Greg Olsen	TE

DENVER BRONCOS

D.J. Williams	LB
---------------	----

DETROIT LIONS

Phillip Buchanon	DB
------------------	----

HOUSTON TEXANS

Rashad Butler	OL
Andre Johnson	WR
Chris Myers	OL
Eric Winston	OL

INDIANAPOLIS COLTS

Reggie Wayne	WR
--------------	----

MIAMI DOLPHINS

Vernon Carey	OL
--------------	----

MINNESOTA VIKINGS

Bryant McKinnie	OL
-----------------	----

NEW ENGLAND PATRIOTS

Brandon Meriweather	S
Vince Wilfork	DL

NEW ORLEANS SAINTS

Jeremy Shockey	TE
Jonathan Vilma	LB

NEW YORK GIANTS

Jeff Feagles	P
Bruce Johnson	DB
Sinorice Moss	WR
Kenny Phillips	S

PHILADELPHIA EAGLES

Antonio Dixon	DL
---------------	----

SAN FRANCISCO 49ERS

Frank Gore	RB
------------	----

SEATTLE SEAHAWKS

Edgerrin James	RB
Kelly Jennings	DB

TAMPA BAY BUCCANEERS

Kellen Winslow	TE
----------------	----

WASHINGTON REDSKINS

Antonio Dixon	DL
Rocky McIntosh	LB
Santana Moss	WR
Clinton Portis	RB

(Updated as of Sept. 21, 2009)

2009 ALPHABETICAL ROSTER

No.	Name	Class	Pos.	Ht.	Wt.	Hometown/High School/College
26	Ray-Ray Armstrong	Fr.	DB	6-4	220	Sanford, Fla./Seminole
57	Allen Bailey	Jr.	DL	6-4	288	Sapelo, Ga./McIntosh County Academy
3	Travis Benjamin	Soph.	WR	5-10	175	Belle Glade, Fla./Glades Central
20	Damien Berry	Jr.	RB	5-11	217	Belle Glade, Fla./Glades Central
25	Matt Bosher	Jr.	P/PK	6-0	205	Jupiter, Fla./Jupiter
11	Arthur Brown	Soph.	LB	6-2	220	Wichita, Kan./Wichita East
45	Ramon Buchanan	Soph.	LB	6-1	215	Melbourne, Fla./Palm Bay
47	LaRon Byrd	Soph.	WR	6-4	215	Hahnville, La./Hahnville
87	Jake Byrne	Sr.	TE/LS	6-4	215	Miami, Fla./Gulliver Prep
43	John Calhoun	Soph.	FB	6-3	255	Micco, Fla./Sebastian River
37	Jared Campbell	Jr.	DB	6-0	205	Aurora, Colo./Overland
32	Lee Chambers	Soph.	RB	5-10	192	Coffeerville, Miss./Coffeerville
28	Thearon Collier	Soph.	WR	5-9	192	Miami, Fla./Booker T. Washington
2	Graig Cooper	Jr.	RB	6-0	205	Memphis, Tenn./Melrose/Milford Prep
49	Dyron Dye	Fr.	DL	6-5	240	Sanford, Fla./Seminole
18	Dedrick Epps	Sr.	TE	6-4	253	Richmond, Va./Huguenot
61	Joel Figueroa	Jr.	OL	6-5	330	Miami, Fla./North Miami
99	Marcus Forston	Soph.	DL	6-3	310	Miami, Fla./Northwestern
64	Jason Fox	Sr.	OT	6-7	314	Fort Worth, Texas/North Crowley
74	Orlando Franklin	Jr.	OL	6-7	318	Toronto, Can./Atlantic (Delray Beach, Fla.)
58	Jordan Futch	Soph.	LB	6-2	235	Hollywood, Fla./Chaminade Madonna
69	Sean Goldstein	R-Fr.	LB	6-0	225	Dresher, Pa./Chestnut Hill Academy
84	Richard Gordon	Sr.	TE	6-4	265	Miami, Fla./Norland/Milford Prep (N.Y.)
80	Jimmy Graham	Sr.	TE	6-8	260	Goldsboro, N.C./Charis Prep
24	Chavez Grant	Sr.	DB	5-11	183	Miami, Fla./Booker T. Washington
51	Shayon Green	Fr.	LB	6-2	235	Tifton, Ga./Tifton County
66	Harland Gunn	Soph.	OL	6-2	315	Omaha, Neb./Central
85	Leonard Hankerson Jr.	WR	6-3	215	Fort Lauderdale, Fla./St. Thomas Aquinas	
95	Gavin Hardin	R-Fr.	DL	6-4	245	Jackson, Tenn./Central-Merry
1	Brandon Harris	Soph.	DB	5-11	195	Miami, Fla./Booker T. Washington
12	Jacory Harris	Soph.	QB	6-4	190	Miami, Fla./Northwestern
19	A.J. Highsmith	Fr.	QB	6-0	195	Missouri City, Texas/Hightower
30	Patrick Hill	Sr.	FB	5-9	255	Torrance, Calif./Fairfax HS (Calif.)/El Camino C.C.
13	Ryan Hill	Sr.	DB	6-0	205	Tallahassee, Fla./Rickards
92	Josh Holmes	Jr.	DL	6-0	280	San Diego, Calif./Point Loma
34	C.J. Holton	R-Fr.	LB	6-1	215	Crawfordville, Fla./Wakulla
63	Tyler Horn	Soph.	OL	6-4	300	Memphis, Tenn./University
60	Chris Ivory	Soph.	LS	6-2	228	Belleview, Fla./Belleview
5	Javarris James	Sr.	RB	6-0	208	Immokalee, Fla./Immokalee
22	Mike James	Fr.	RB	5-11	220	Hanies City, Fla./Ridge Community
4	Aldarius Johnson	Soph.	WR	6-3	208	Miami, Fla./Northwestern
81	Davon Johnson	Soph.	WR	6-0	192	Miami, Fla./Booker T. Washington
78	Jermaine Johnson	Fr.	OL	6-6	310	Fort Lauderdale, Fla./Hargrave Military
23	Tervaris Johnson	Sr.	TE	6-3	240	Miami, Fla./Monsignor Pace
55	Ben Jones	R-Fr.	OL	6-5	300	Miami, Fla./Northwestern
91	Joe Joseph	Sr.	DL	6-3	304	Orlando, Fla./Oak Ridge
98	Jeremy Lewis	Soph.	DL	6-3	310	West Palm Beach, Fla./Palm Beach Lakes

No.	Name	Class	Pos.	Ht.	Wt.	Hometown/High School/College
44	Colin McCarthy	R-Jr.	LB	6-3	242	Clearwater, Fla./Clearwater Central Catholic
21	Brandon McGee	Fr.	DB	6-0	190	Plantation, Fla./Plantation
27	Lamar Miller	Fr.	RB	5-11	205	Miami, Fla./Killian
94	Eric Moncur	Sr.	DL	6-2	250	Miami, Fla./Carol City
38	Cory Nelms	Jr.	DB	6-1	195	Neptune, N.J./Neptune
29	JoJo Nicolas	Jr.	DB	6-1	200	Homestead, Fla./Homestead Senior
97	Adewale Ojomo	Soph.	DL	6-4	253	Hialeah, Fla./Hialeah
53	Levi Paalua	R-Fr.	LB	6-2	225	Laie, Hawaii/Kahuku
17	Matt Perrelli	Sr.	QB/HO	6-3	240	Jupiter, Fla./Jupiter
6	Randy Phillips	Sr.	DB	6-1	210	Belle Glade, Fla./Glades Central
65	Matt Piphoph	Sr.	OL	6-7	307	LaPorte City, Iowa/Union
77	Stephen Plein	Fr.	OL	6-6	260	Fort Myers, Fla./Fort Myers
96	Curtis Porter	Fr.	DL	6-1	315	Charlotte, N.C./Victory Christian
54	Micanor Regis	Soph.	DL	6-3	300	Pahokee, Fla./Pahokee
15	Jamal Reid	Fr.	DB	6-1	180	Mayo, Fla./Lafayette
36	Kylan Robinson	Jr.	LB	6-1	235	Anchorage, Alaska/Tampa Chamberlain
93	Luther Robinson	Fr.	DL	6-3	292	Fort Pierce, Fla./Westwood
56	Marcus Robinson	Soph.	DL	6-1	237	Homestead, Fla./Homestead
88	Billy Sanders	Fr.	TE	6-4	248	Phoenix, Ariz./Brophy College Preparatory
50	Darryl Sharpton	Sr.	LB	6-0	235	Coral Gables, Fla./Coral Gables
9	Sam Shields	Sr.	DB	6-0	190	Sarasota, Fla./Booker
48	Andrew Smith	Soph.	DL	6-2	245	Coconut Creek, Fla./Monarch
31	Sean Spence	Soph.	LB	6-0	212	Miami, Fla./Northwestern
86	Tommy Streeter	R-Fr.	WR	6-5	209	Miami, Fla./Northwestern
68	Ian Symonette	Jr.	OL	6-9	349	Nassau, Bahamas/St. Pius (Houston)
7	Vaughn Telemaque	R-Fr.	DB	6-2	197	Long Beach, Calif./Long Beach Poly
83	Kendal Thompkins	R-Fr.	WR	5-10	180	Miami, Fla./Northwestern
70	A.J. Trump	Sr.	OL	6-3	300	Clearwater, Fla./Central Catholic
33	Alex Uribe	Sr.	K	6-1	175	Miami, Fla./Gulliver Prep
8	DeMarcus Van Dyke	Jr.	DB	6-1	185	Miami, Fla./Monsignor Pace
35	Olivier Vernon	Fr.	DL	6-3	250	Miami, Fla./American
72	Brandon Washington	Fr.	OL	6-4	330	Miami, Fla./Milford (N.Y.) Academy/Northwestern
90	Steven Wesley	Jr.	DL	6-3	250	Bartow, Fla./Bartow
75	Jared Wheeler	Fr.	OL	6-5	330	Miami, Fla./American Heritage
71	Cory White	Fr.	OL	6-5	260	Orange Park, Fla./Fleming Island
40	Jake Wieclaw	R-Fr.	K	6-2	198	New Lenox, Ill./Lincoln Way Central

Walk-Ons (Duplicate Numbers)

Ben Bruneau	Soph.	WR	6-2	205	Opa-Locka, Fla./UCLA/Monsignor Pace
Nathan Gholston	Soph.	DB	5-7	180	Westland, Mich./Plymouth
Chris Hayes	Sr.	HO/WR	5-9	170	Sarasota, Fla./Out-of-Door Academy
Kris Kimball	Sr.	WR	5-9	195	Flourtown, Pa./Chestnut Hill Academy
Eduardo Lopez	Fr.	OL	6-0	315	Miami, Fla./Southwest Miami
David Thompson	R-Fr.	FB	5-10	245	Miami, Fla./Coral Reef

PRONUNCIATION GUIDE

Matt Bosher	BOSH-er
Ramon Buchanan	ray-mon
LaRon Byrd	luh-RON
Jake Byrne	Bern
Jared Campbell	JAR-ed
Thearon Collier	ther-RON
Graig Cooper	GREG
Dyron Dye	DYE-ron
Dedrick Epps	DEE-drick
Joel Figueroa	Jo-el fig-er-OH-uh
Chavez Grant	CHEV-ez
Shayon Green	SHAY-on
Javarris James	ja-VARR-iss
Davon Johnson	duh-VON

Tervaris Johnson	ter-VARR-iss
Eric Moncur	mahn-KURR
JoJo Nicholas	NICK-o-less
Adewale Ojomo	ad-uh-WALL-ee o-JO-mo
Levi Paalua	PAH-ah-lu-ah
Matt Perrelli	per-RELL-ee
Matt Piphoph	PEE-po
Steven Plein	Pline
Micanor Regis	muh-connor REE-gis
Kylan Robinson	KIE-lin
Ian Symonette	SIM-uh-net
Olivier Vernon	OH-iv-ee-ay
Vaughn Telemaque	TELL-uh-mack
Jake Wieclaw	WHY-claw

2009 NUMERICAL ROSTER

No.	Name	Class	Pos.	Ht.	Wt.	Hometown/High School/College
1	Brandon Harris	Soph.	DB	5-11	195	Miami, Fla./Booker T. Washington
2	Graig Cooper	Jr.	RB	6-0	205	Memphis, Tenn./Melrose/Milford Prep
3	Travis Benjamin	Soph.	WR	5-10	175	Belle Glade, Fla./Glades Central
4	Aldarius Johnson	Soph.	WR	6-3	208	Miami, Fla./Northwestern
5	Javarris James	Sr.	RB	6-0	208	Immokalee, Fla./Immokalee
6	Randy Phillips	Sr.	DB	6-1	210	Belle Glade, Fla./Glades Central
7	Vaughn Telemaque	R-Fr.	DB	6-2	197	Long Beach, Calif./Long Beach Poly
8	DeMarcus Van Dyke	Jr.	DB	6-1	185	Miami, Fla./Monsignor Pace
9	Sam Shields	Sr.	DB	6-0	190	Sarasota, Fla./Booker
11	Arthur Brown	Soph.	LB	6-2	220	Wichita, Kan./Wichita East
12	Jacory Harris	Soph.	QB	6-4	190	Miami, Fla./Northwestern
13	Ryan Hill	Sr.	DB	6-0	205	Tallahassee, Fla./Rickards
15	Jamal Reid	Fr.	DB	6-1	180	Mayo, Fla./Lafayette
17	Matt Perrelli	Sr.	QB/HO	6-3	240	Jupiter, Fla./Jupiter
18	Dedrick Epps	Sr.	TE	6-4	253	Richmond, Va./Huguenot
19	A.J. Highsmith	Fr.	QB	6-0	195	Missouri City, Texas/Hightower
20	Damien Berry	Jr.	RB	5-11	217	Belle Glade, Fla./Glades Central
21	Brandon McGee	Fr.	DB	6-0	190	Plantation, Fla./Plantation
22	Mike James	Fr.	RB	5-11	220	Haines City, Fla./Ridge Community
23	Tervaris Johnson	Sr.	TE	6-3	240	Miami, Fla./Monsignor Pace
24	Chavez Grant	Sr.	DB	5-11	183	Miami, Fla./Booker T. Washington
25	Matt Boshier	Jr.	P/PK	6-0	205	Jupiter, Fla./Jupiter
26	Ray-Ray Armstrong	Fr.	DB	6-4	220	Sanford, Fla./Seminole
27	Lamar Miller	Fr.	RB	5-11	205	Miami, Fla./Killian
28	Thearon Collier	Soph.	WR	5-9	192	Miami, Fla./Booker T. Washington
29	JoJo Nicolas	Jr.	DB	6-1	200	Homestead, Fla./Homestead
30	Patrick Hill	Sr.	FB	5-9	255	Torrance, Calif./Fairfax HS (Calif.)/El Camino C.C.
31	Sean Spence	Soph.	LB	6-0	212	Miami, Fla./Northwestern
32	Lee Chambers	Soph.	RB	5-10	192	Coffeeville, Miss./Coffeeville
33	Alex Uribe	Sr.	K	6-1	175	Miami, Fla./Gulliver Prep
34	C.J. Holton	R-Fr.	LB	6-1	215	Crawfordville, Fla./Wakulla
35	Olivier Vernon	Fr.	DL	6-3	250	Miami, Fla./American
36	Kylan Robinson	Jr.	LB	6-1	235	Anchorage, Alaska/Tampa Chamberlain
37	Jared Campbell	Jr.	DB	6-0	205	Aurora, Colo./Overland
38	Cory Nelms	Jr.	DB	6-1	195	Neptune, N.J./Neptune
40	Jake Wieclaw	R-Fr.	K	6-2	198	New Lenox, Ill./Lincoln Way Central
43	John Calhoun	Soph.	FB	6-3	255	Micco, Fla./Sebastian River
44	Colin McCarthy	R-Jr.	LB	6-3	242	Clearwater, Fla./Clearwater Central Catholic
45	Ramon Buchanan	Soph.	LB	6-1	215	Melbourne, Fla./Palm Bay
47	LaRon Byrd	Soph.	WR	6-4	215	Hahnville, La./Hahnville
48	Andrew Smith	Soph.	DL	6-2	245	Coconut Creek, Fla./Monarch
49	Dyron Dye	Fr.	DL	6-5	240	Sanford, Fla./Seminole
50	Darryl Sharpton	Sr.	LB	6-0	235	Coral Gables, Fla./Coral Gables
51	Shayon Green	Fr.	LB	6-2	235	Tifton, Ga./Tifton County
53	Levi Paalua	R-Fr.	LB	6-2	225	Laie, Hawaii/Kahuku
54	Micanor Regis	Soph.	DL	6-3	300	Pahokee, Fla./Pahokee
55	Ben Jones	R-Fr.	OL	6-5	300	Miami, Fla./Northwestern
56	Marcus Robinson	Soph.	DL	6-1	237	Homestead, Fla./Homestead
57	Allen Bailey	Jr.	DL	6-4	288	Sapelo, Ga./McIntosh County Academy
58	Jordan Futch	Soph.	LB	6-2	235	Hollywood, Fla./Chaminade Madonna

No.	Name	Class	Pos.	Ht.	Wt.	Hometown/High School/College
60	Chris Ivory	Soph.	LS	6-2	228	Bellevue, Fla./Bellevue
61	Joel Figueroa	Jr.	OL	6-5	330	Miami, Fla./North Miami
63	Tyler Horn	Soph.	OL	6-4	300	Memphis, Tenn./University
64	Jason Fox	Sr.	OT	6-7	314	Fort Worth, Texas/North Crowley
65	Matt Piphio	Sr.	OL	6-7	307	LaPorte City, Iowa/Union
66	Harland Gunn	Soph.	OL	6-2	315	Omaha, Neb./Central
68	Ian Symonette	Jr.	OL	6-9	349	Nassau, Bahamas/St. Pius (Houston)
69	Sean Goldstein	R-Fr.	LB	6-0	225	Dresher, Pa./Chestnut Hill Academy
70	A.J. Trump	Sr.	OL	6-3	300	Clearwater, Fla./Central Catholic
71	Cory White	Fr.	OL	6-5	260	Orange Park, Fla./Fleming Island
72	Brandon Washington	Fr.	OL	6-4	330	Miami, Fla./Milford (N.Y.) Academy/Northwestern
74	Orlando Franklin	Jr.	OL	6-7	318	Toronto, Can./Atlantic (Delray Beach, Fla.)
75	Jared Wheeler	Fr.	OL	6-5	330	Miami, Fla./American Heritage
77	Stephen Plein	Fr.	OL	6-6	260	Fort Myers, Fla./Fort Myers
78	Jermaine Johnson	Fr.	OL	6-6	310	Ft. Lauderdale, Fla./Hargrave Military
80	Jimmy Graham	Sr.	TE	6-8	260	Goldsboro, N.C./Charis Prep
81	Davon Johnson	Soph.	WR	6-0	192	Miami, Fla./Booker T. Washington
83	Kendal Thompkins	R-Fr.	WR	5-10	180	Miami, Fla./Northwestern
84	Richard Gordon	Sr.	TE	6-4	265	Miami, Fla./Norland/Milford Prep (N.Y.)
85	Leonard Hankerson	Jr.	WR	6-3	215	Fort Lauderdale, Fla./St. Thomas Aquinas
86	Tommy Streeter	R-Fr.	WR	6-5	209	Miami, Fla./Northwestern
87	Jake Byrne	Sr.	TE/LS	6-4	215	Miami, Fla./Gulliver Prep
88	Billy Sanders	Fr.	TE	6-4	248	Phoenix, Ariz./Brophy College Preparatory
90	Steven Wesley	Jr.	DL	6-3	250	Bartow, Fla./Bartow
91	Joe Joseph	Sr.	DL	6-3	304	Orlando, Fla./Oak Ridge
92	Josh Holmes	Jr.	DL	6-0	280	San Diego, Calif./Point Loma
93	Luther Robinson	Fr.	DL	6-3	292	Fort Pierce, Fla./Westwood
94	Eric Moncur	Sr.	DL	6-2	250	Miami, Fla./Carol City
95	Gavin Hardin	R-Fr.	DL	6-4	245	Jackson, Tenn./Central-Merry
96	Curtis Porter	Fr.	DL	6-1	315	Charlotte, N.C./Victory Christian
97	Adewale Ojomo	Soph.	DL	6-4	253	Hialeah, Fla./Hialeah
98	Jeremy Lewis	Soph.	DL	6-3	310	West Palm Beach, Fla./Palm Beach Lakes
99	Marcus Forston	Soph.	DL	6-3	310	Miami, Fla./Northwestern

Walk-Ons

Ben Bruneau	Soph.	WR	6-2	205	Opa-Locka, Fla./UCLA/Monsignor Pace
Nathan Gholston	Soph.	DB	5-7	180	Westland, Mich./Plymouth
Chris Hayes	Sr.	HO/WR	5-9	170	Sarasota, Fla./Out-of-Door Academy
Kris Kimball	Sr.	WR	5-9	195	Flourtown, Pa./Chestnut Hill Academy
Eduardo Lopez	Fr.	OL	6-0	315	Miami, Fla./Southwest Miami
David Thompson	R-Fr.	FB	5-10	245	Miami, Fla./Coral Reef

DEPTH CHART

OFFENSE

WR	47	LaRon Byrd (6-4, 215, Soph.)
	4	Aldarius Johnson (6-3, 208, Soph.)
	or 86	Tommy Streeeter (6-5, 209, R-Fr.)
LT	64	Jason Fox (6-7, 314, Sr.)
	55	Ben Jones (6-5, 300, R-Fr.)
LG	74	Orlando Franklin (6-7, 318, Jr.)
	72	Brandon Washington (6-4, 330, Fr.)
C	70	A.J. Trump (6-3, 300, Sr.)
	63	Tyler Horn (6-4, 300, Soph.)
RG	61	Joel Figueroa (6-5, 330, Jr.)
	or 66	Harland Gunn (6-2, 315, Soph.)
RT	65	Matt Piphoo (6-7, 307, Sr.)
	55	Ben Jones (6-5, 300, R-Fr.)
TE	18	Dedrick Epps (6-4, 253, Sr.)
	23	Tervaris Johnson (6-3, 240, Sr.)
	or 80	Jimmy Graham (6-8, 260, Sr.)
WR	85	Leonard Hankerson (6-3, 215, Jr.)
	3	Travis Benjamin (5-10, 175, Soph.)
QB	12	Jacory Harris (6-4, 190, Soph.)
	19	A.J. Highsmith (6-0, 195, Fr.)
HB	5	Javarris James (6-0, 208, Sr.)
	2	Graig Cooper (6-0, 205, Jr.)
FB	22	Mike James (5-11, 220, Fr.)
	23	Tervaris Johnson (6-3, 240, Sr.)

DEFENSE

LE	56	Marcus Robinson (6-1, 237, Soph.)
	or 90	Steven Wesley (6-3, 250, Jr.)
LT	91	Joe Joseph (6-3, 304, Sr.)
	96	Curtis Porter (6-1, 315, Fr.)
RT	92	Josh Holmes (6-0, 280, Jr.)
	54	Micanor Regis (6-3, 300, Jr.)
RE	57	Allen Bailey (6-4, 288, Jr.)
	48	Andrew Smith (6-2, 245, Soph.)
	or 35	Olivier Vernon (6-3, 250, Fr.)
SLB	44	Colin McCarthy (6-3, 242, Jr.)
	36	Kylan Robinson (6-1, 235, Jr.)
MLB	50	Darryl Sharpton (6-0, 235, Sr.)
	11	Arthur Brown (6-2, 220, Soph.)
WLB	31	Sean Spence (6-0, 212, Soph.)
	or 45	Ramon Buchanan (6-1, 215, Soph.)
LCB	1	Brandon Harris (5-11, 195, Soph.)
	24	Chavez Grant (5-11, 183, Sr.)
RCB	9	Sam Shields (6-0, 190, Sr.)
	or 8	DeMarcus Van Dyke (6-1, 185, Jr.)
SS	6	Randy Phillips (6-1, 210, Sr.)
	37	Jared Campbell (6-0, 205, Jr.)
	or 26	Ray Ray Armstrong (6-4, 220, Fr.)
FS	7	Vaughn Telemaque (6-2, 197, R-Fr.)
	or 26	Ray Ray Armstrong (6-4, 220, Fr.)

SPECIAL TEAMS

PK	25	Matt Boshier (6-0, 205, Jr.)
	40	Jake Wieclaw (6-2, 198, R-Fr.)
KO	33	Alex Uribe (6-1, 175, Sr.)
	or 25	Matt Boshier (6-0, 205, Soph.)
P	25	Matt Boshier (6-0, 205, Soph.)
	40	Jake Wieclaw (6-2, 198, R-Fr.)
H	17	Matt Perrelli (6-3, 248, Sr.)
	46	Chris Hayes (5-9, 170, Sr.)
LS-Punt	60	Chris Ivory (6-2, 227, Soph.)
	87	Jake Byrne (6-4, 215, Sr.)

LS-FG	87	Jake Byrne (6-4, 215, Sr.)
	60	Chris Ivory (6-2, 227, Soph.)
PR	28	Thearon Collier (5-8, 184, Soph.)
	3	Travis Benjamin (5-10, 162, Soph.)
KOR	2	Graig Cooper (6-0, 205, Jr.)
	32	Lee Chambers (5-10, 192, Soph.)
KOR	1	Brandon Harris (5-11, 195, Soph.)
	22	Mike James (5-11, 220, Fr.)

THE ATLANTIC COAST CONFERENCE

2009 ACC Standings

Team	ACC Games					Overall							Streak
	W-L	Pts	Opp	H	A	W-L	Pts	Opp	H	A	N	vs. Div.	
Georgia Tech	5-1	182	143	3-0	2-1	8-1	317	222	4-0	4-1	0-0	3-1	Won 6
Duke	3-1	120	92	1-1	2-0	5-3	236	193	2-2	3-1	0-0	1-1	Won 3
Miami	3-2	143	149	1-1	2-1	6-2	239	192	3-1	3-1	0-0	1-1	Won 1
Virginia Tech	3-2	153	95	2-1	1-1	5-3	245	154	4-1	1-1	0-1	2-2	Lost 2
Virginia	2-2	62	74	0-2	2-0	3-5	171	174	1-4	2-1	0-0	1-2	Lost 2
North Carolina	1-3	57	87	0-2	1-1	5-3	182	132	3-2	2-1	0-0	1-2	Won 1

Team	ACC Games					Overall							Streak
	W-L	Pts	Opp	H	A	W-L	Pts	Opp	H	A	N	vs. Div.	
Boston College	3-2	128	138	3-0	0-2	6-3	263	175	6-0	0-3	0-0	3-1	Won 1
Clemson	3-2	151	101	2-0	1-2	5-3	247	132	4-1	1-2	0-0	2-1	Won 3
Florida State	2-3	174	184	1-2	1-1	4-4	254	238	2-3	2-1	0-0	1-1	Won 2
Wake Forest	2-3	126	149	2-1	0-2	4-5	216	210	4-2	0-3	0-0	2-2	Lost 3
Maryland	1-3	78	100	1-1	0-2	2-6	173	253	2-3	0-3	0-0	1-1	Lost 3
NC State	0-4	114	176	0-1	0-3	3-5	265	235	3-2	0-3	0-0	0-3	Lost 4

THIS WEEK IN THE ACC

Thursday, Nov. 5

Virginia Tech at East Carolina (ESPN) 7:30 p.m.

Saturday, Nov. 7

Virginia at Miami (Raycom) 12 p.m.
 Maryland at NC State (ESPN360.com) 1 p.m.
 Duke at North Carolina (ESPNU) 3:30 p.m.
 Wake Forest at Georgia Tech (ABC/ESPN2) 3:30 p.m.
 Florida State at Clemson (ESPN) 7:45 p.m.

LAST WEEK IN THE ACC

Thursday, Oct. 29

North Carolina 20, Virginia Tech 17

Saturday, Oct. 31

Florida State 45, NC State 42
 Clemson 49, Coastal Carolina 3
 Duke 28, Virginia 17
 Boston College 31, Central Michigan 10
 Miami 28, Wake Forest 27
 Georgia Tech 56, Vanderbilt 31

NEXT WEEK IN THE ACC

Saturday, Nov. 14

Boston College at Virginia TBA
 Clemson at NC State TBA
 Georgia Tech at Duke TBA
 Florida State at Wake Forest TBA
 Virginia Tech at Maryland TBA
 Miami at North Carolina TBA

MIAMI VS. THE ACC

► Miami is 116-76-1 all time against teams in the Atlantic Coast Conference:

Team	Record	Last Game
Boston College	23-4	2007
Clemson	5-3	2009
Duke	5-1	2008
Florida State	31-23	2009
Georgia Tech	5-10	2009
Maryland	7-8	2006
North Carolina	5-7	2008
North Carolina State	7-5-1	2008
Virginia	4-2	2008
Virginia Tech	17-10	2009
Wake Forest	7-3	2009

2009 ACC PRESEASON POLL

The media at the 2009 ACC Football Kickoff selected Virginia Tech and Florida State to win their respective divisions while Virginia Tech was picked to win the 2009 ACC Championship Game.

Coastal Division (1st Place Votes)

Atlantic Division	Points
1. Florida State (56)	479
2. Clemson (14)	387
3. NC State (10)	364
4. Wake Forest (7)	295
5. Maryland	157
6. Boston College	145

Coastal Division Points

1. Virginia Tech (78)	512
2. Georgia Tech (9)	415
3. North Carolina	350
4. Miami	282
5. Virginia	148
6. Duke	120

First Place Votes in Parentheses

ACC Championship Game Winner: Virginia Tech (69 votes)

LAST TIME IT HAPPENED

Kickoff Return For TD	By Hurricane: Devin Hester at North Carolina State, 10/23/04, 100 yards, UM 45-31
	By Opponent: Joe Burnett, UCF, 10/11/08, 91 yards, UM 20-14
Punt Return For TD	By Hurricane: Thearon Collier vs. Florida A&M, 10/10/09, 61 yards, UM 48-16
	By Opponent: Ricky Hall, Virginia Tech, 11/13/99, 64 yards, VT 43-10
Blocked Punt Return For TD	By Hurricane: Quadtrine Hill vs. North Carolina, 10/29/05, recovered in end zone, blocked by Quadtrine Hill, UM 34-16
	By Opponent: Matt Reidy, Virginia Tech, 9/26/09, 1 yard, blocked by Jacob Sykes, VT 31-7
Interception Return For TD	By Hurricane: Sean Spence vs. Florida State, 10/4/08, 7 yards, FSU 41-39
	By Opponent: DeAndre McDaniel, Clemson, 10/24/09, 23 yards, Clemson 40-37 OT
Fumble Return For TD	By Hurricane: Marcus Robinson vs. Clemson, 9/20/08, 10/24/09, 53 yards, Clemson 40-37 OT
	By Opponent: Chris Cook, Virginia, 11/10/07, 44 yards, VA 48-0
Safety Recorded	By Hurricanes: vs. Georgia Tech, 9/17/09, Bad snap, Chandler Anderson kicks ball out of end zone, UM 33-17
	By Opponent: at Florida, 9/6/08, Matt Boshier punt blocked out of the endzone, UF 26-3
Shutout at Home	By Hurricanes: vs. Florida International, 10/14/06, UM 35-0
	By Opponent: vs. Virginia, 11/10/07, VA 48-0
Shutout On Road	By Hurricanes: at Syracuse, 11/18/00, UM 26-0
	By Opponent: at Florida State, 10/4/97, FSU 47-0
Blocked Punt	By Hurricane: Richard Gordon vs. UCF, 10/11/08, UM 20-14
	By Opponent: Jacob Sykes, Virginia Tech, 9/26/09, VT 31-7
Blocked Field Goal	By Hurricane: Thomas Carroll vs. Florida, 12/31/04, UM 27-10
	By Opponent: Duane Brown, Virginia Tech, blocked 52-yard attempt, 11/4/06, VT 17-10
Missed Extra Point	By Hurricanes: Francesco Zampogna at North Carolina, 10/6/07, NC 33-27
	By Opponent: Dustin Hopkins, FSU, 9/7/09, UM 38-34
100-Yard Rushing-Game	By Hurricane: Damien Berry vs. Florida A&M, 162 yards, 14 carries, 10/10/09, UM 48-16
	By Opponent: Ryan Williams, Virginia Tech, 150 yards, 34 carries, 9/26/09, VT 31-7
200-Yard Rushing-Game	By Hurricane: Willis McGahee vs. Virginia Tech, 205 yards, 39 carries, 12/7/02, UM 56-45
	By Opponent: Tashard Choice, Georgia Tech, 204 yards, 37 carries, 10/13/07, GT 17-14
300-Yard Passing-Game	By Hurricane: Jacory Harris at Wake Forest, 330 yards, 10/31/09, 22 of 43, UM 28-27
	By Opponent: Riley Skinner, Wake Forest, 10/31/09, 349 yards, 29 of 43, UM 28-27
400-Yard Passing-Game	By Hurricane: Ken Dorsey at West Virginia, 10/26/02, 422 yards, 22 of 36, UM 40-23
	By Opponent: Luke McCown, Louisiana Tech, 10/28/00, 418 yards, 42 of 72, UM 42-31
500-Yard Passing-Game	By Hurricane: None
	By Opponent: Cade McNown, UCLA, 12/5/98, 513 yards, 26 of 35, UM 49-45
100-199 Yard Receiving-Game	By Hurricane: Travis Benjamin at Florida State, 9/7/09, 128 yards, 4 receptions, UM 38-34
	By Opponent: C.J. Spiller, Clemson, 10/24/09, 104 yards, 6 receptions, Clemson 40-37 OT
200+Yard Receiving-Game	By Hurricane: Wesley Carroll vs. California, 9/15/90, 208 yards, 11 receptions, UM 52-24
	By Opponent: Gerard Phelan, Boston College, 11/23/84, 226 yards, 11 receptions, BC 47-45
60-69 Yard Punt	By Hurricane: Matt Boshier at Florida, 9/6/08, 61 yards, UF 26-3
	By Opponent: Durant Brooks, Georgia Tech, 10/28/06, 63 yards, GT 30-23
70+Yard Punt	By Hurricane: Matt Boshier at Duke, 10/18/08, 76 yards, UM 49-31
	By Opponent: Ben Arndt, Georgia Tech, 11/19/05, 78 yards, GT 14-10
50+Yard Field Goal	By Hurricane: Matt Boshier vs. Clemson, 10/24/09, 51 yards, Clemson 40-37 OT
	By Opponent: Dustin Hopkins, Florida State, 9/7/09, 52 yards, FSU 38-34
Four Field Goals-Game	By Hurricane: Jon Peattie vs. West Virginia, 10/2/03, (22, 32, 43, 30, 23), UM 22-20
	By Opponent: Connor Barth, UNC, 10/6/07 (33, 51, 35, 20), NC 33-27, Steven Hauschka, NCST, 11/3/07 (31, 35, 47, 42), NCST 19-16 (OT)
Five Field Goals-Game	By Hurricane: Jon Peattie vs. West Virginia, 10/2/03, (22, 32, 43, 30, 23), UM 22-20
	By Opponent: Gary Cismesia, Florida State, 10/20/07 (23, 31, 33, 45, 45), UM 37-29
Three TDs-Game	By Hurricane: Jacory Harris at Wake Forest 10/31/09, (35 pass, 2 pass, 13 pass), UM 28-27
	By Opponent: Kyle Parker, Clemson, 10/24/09 (15 pass, 56 pass, 26 pass), Clemson 40-37 OT
Three Rushing TDs-Game	By Hurricane: Tyrone Moss vs. North Carolina, 10/29/05 (1 run, 1 run, 4 run, 15 run), UM 34-16
	By Opponent: Reggie Merriweather, Clemson, 11/6/04 (27, 1, 2), Clemson (24-17 (OT)
Four Rushing TDs-Game	By Hurricane: Tyrone Moss vs. North Carolina, 10/29/05 (1 run, 1 run, 4 run, 15 run), UM 34-16
	By Opponent: Antone Smith, Florida State, 2008, (19, 2, 5, 20), FSU 41-39
Three Passing TDs-Game	By Hurricane: Jacory Harris at Wake Forest 10/31/09, (35 pass, 2 pass, 13 pass), UM 28-27
	By Opponent: Kyle Parker, Clemson, 10/24/09 (15 pass, 56 pass, 26 pass), Clemson 40-37 OT
Five Passing TDs-Game	By Hurricane: (5) Kyle Wright at Wake Forest, 11/12/05, (64, 11, 15, 76, 10), UM 47-17
	(4) Jacory Harris at Duke, 10/18/08, (9, 6, 25, 10), UM 49-31
	By Opponent: (5) Cade McNown, UCLA, 12/5/98, (77, 7, 14, 61, 59), UM 49-45 and (5) Sam Bradford, Oklahoma, 9/8/07 (23, 24, 6, 30, 9), OU 51-13
Three Receiving TDs-Game	By Hurricane: Santana Moss at Rutgers, 10/3/98, (12, 28, 71), UM 53-17
	By Opponent: Malcolm Kelly, Oklahoma, 9/8/07 (23 pass, 24 pass, 30 pass), OU 51-13

2009 TEAM STATISTICS

TEAM STATISTICS	MIAMI	OPP
SCORING	239	192
Points Per Game	29.9	24.0
FIRST DOWNS	163	151
Rushing	53	62
Passing	105	72
Penalty	5	17
RUSHING YARDAGE	961	1032
Yards gained rushing	1259	1326
Yards lost rushing	298	294
Rushing Attempts	275	292
Average Per Rush	3.5	3.5
Average Per Game	120.1	129.0
TDs Rushing	12	7
PASSING YARDAGE	2142	1767
Comp-Att-Int	147-236-11	135-241-5
Average Per Pass	9.1	7.3
Average Per Catch	14.6	13.1
Average Per Game	267.8	220.9
TDs Passing	16	11
TOTAL OFFENSE	3103	2799
Total Plays	511	533
Average Per Play	6.1	5.3
Average Per Game	387.9	349.9
KICK RETURNS: #-Yards	33-795	43-911
PUNT RETURNS: #-Yards	18-139	7-74
INT RETURNS: #-Yards	5-4	11-175
KICK RETURN AVERAGE	24.1	21.2
PUNT RETURN AVERAGE	7.7	10.6
INT RETURN AVERAGE	0.8	15.9
FUMBLES-LOST	9-2	16-8
PENALTIES-Yards	64-502	48-404
Average Per Game	62.8	50.5
PUNTS-Yards	35-1438	38-1553
Average Per Punt	41.1	40.9
Net punt average	37.3	35.1
TIME OF POSSESSION/Game	29:24	30:36
3RD-DOWN Conversions	45/104	46/117
3rd-Down Pct	43%	39%
4TH-DOWN Conversions	4/8	4/9
4th-Down Pct	50%	44%
SACKS BY-Yards	16-129	24-186
MISC YARDS	0	0
TOUCHDOWNS SCORED	30	22
FIELD GOALS-ATTEMPTS	9-11	13-19
ON-SIDE KICKS	0-0	0-1
RED-ZONE SCORES	(24-30) 80%	(20-26) 77%
RED-ZONE TOUCHDOWNS	(19-30) 63%	(11-26) 42%
PAT-ATTEMPTS	(30-30) 100%	(19-20) 95%
ATTENDANCE	198756	225774
Games/Avg Per Game	4/49689	4/56444
Neutral Site Games		0/0

2009 RESULTS

Date	Opponent	W/L	Score	Time	Attendance
*Sept. 7	at #18 Florida State	W	38-34	3:47	81077
* Sept. 17	#14 GEORGIA TECH	W	33-17	3:06	45329
* Sept. 26	at #11 Virginia Tech	L	7-31	3:11	66233
Oct 03	#8 OKLAHOMA	W	21-20	3:14	61790
Oct 10	FLORIDA A&M	W	48-16	3:03	47859
Oct 17	at UCF	W	27-7	3:10	48453
*Oct 24	CLEMSON	OT	37-40	3:47	43778
*Oct 31	at Wake Forest	W	28-27	3:36	30011

*ACC game AP rank listed

SCORE BY QUARTERS

	1st	2nd	3rd	4th	OT	Total
Miami (Fla.)	38	65	74	59	3	239
Opponents	44	37	64	41	6	192

100-YARD PERFORMANCES

Rushing

Oklahoma
 Javarri James 15-150
Florida A&M
 Damien Berry 14-162

Receiving

Florida State
 Travis Benjamin 4-128

SCORING IN THE RED ZONE

	UM	Opp.
Times	30	26
Scores	24	20
Touchdowns	19	11
Field Goals	5	9
Turnovers	1	2
Missed Field Goals	2	3
Interceptions	1	2
Fumbles Lost	0	0
Lost on Downs	2	0
Game/Half Ended	1	1

THIRD-DOWN CONVERSIONS

	UM	Opp.
Florida State	5/13	6/15
Georgia Tech	8/13	6/14
Virginia Tech	1/11	5/14
Oklahoma	8/13	5/15
Florida A&M	5/13	4/14
UCF	6/13	6/15

Clemson	8/14	7/14
Wake Forest	4/14	7/16
Totals	45/104	46/117

NON-OFFENSIVE SCORES (2)

Florida A&M
 Thearon Collier 61-yd punt return for TD

Clemson
 Marcus Robinson 53-yd fumble return for TD

2009 INDIVIDUAL STATISTICS

RUSHING	GP	Att	Gain	Lost	Total	Avg	TD	Lng	Avg/G
Javaris James	7	78	427	9	418	5.4	4	50	59.7
Graig Cooper	7	66	340	14	326	4.9	1	31	46.6
Damien Berry	8	43	307	4	303	7.0	4	49	37.9
Lee Chambers	6	26	83	8	75	2.9	1	12	12.5
Mike James	8	11	30	2	28	2.5	1	7	3.5
Travis Benjamin	8	7	34	21	13	1.9	0	13	1.6
Thearon Collier	8	3	15	8	7	2.3	0	15	0.9
John Calhoun	8	1	6	0	6	6.0	0	6	0.8
A.J. Highsmith	1	1	0	2	-2	-2.0	0	0	-2.0
TEAM	6	10	0	48	-48	-4.8	0	0	-8.0
Jacory Harris	8	29	17	182	-165	-5.7	1	7	-20.6
Total	8	275	1259	298	961	3.5	12	50	120.1
Opponents	8	292	1326	294	1032	3.5	7	48	129.0

PASSING	G	EfficAtt-Cmp-Int	Pct	Yds	TD	Lng	Avg/G
Jacory Harris	8	151.52144-232-11	62.1	2104	16	69	263.0
A.J. Highsmith	1	206.40 3-3-0	100.0	38	0	29	38.0
Graig Cooper	7	0.00 0-1-0	0.0	0	0	0	0.0
Total	8	151.58147-236-11	62.3	2142	16	69	267.8
Opponents	8	128.52 135-241-5	56.0	1767	11	56	220.9

RECEIVING	G	No.	Yds	Avg	TD	Long	Avg/G
Leonard Hankerson	8	25	477	19.1	3	40	59.6
Travis Benjamin	8	22	412	18.7	4	69	51.5
LaRon Byrd	8	21	286	13.6	1	40	35.8
Dedrick Epps	7	13	166	12.8	2	27	23.7
Thearon Collier	8	12	201	16.8	0	29	25.1
Aldarius Johnson	5	12	198	16.5	1	35	39.6
Graig Cooper	7	8	65	8.1	1	24	9.3
Mike James	8	8	56	7.0	0	17	7.0
Jimmy Graham	8	7	91	13.0	3	21	11.4
Javaris James	7	7	54	7.7	0	20	7.7
Tommy Streeter	5	4	67	16.8	0	29	13.4
Tervaris Johnson	8	3	26	8.7	1	14	3.2
Damien Berry	8	2	7	3.5	0	5	0.9
Kendal Thompkins	5	1	18	18.0	0	18	3.6
Patrick Hill	3	1	14	14.0	0	14	4.7
John Calhoun	8	1	4	4.0	0	4	0.5
Total	8	147	2142	14.6	16	69	267.8
Opponents	8	135	1767	13.1	11	56	220.9

PUNT RETURNS	No.	Yds	Avg	TD	Long
Travis Benjamin	9	57	6.3	0	33
Thearon Collier	7	81	11.6	1	61
Graig Cooper	2	1	0.5	0	1
Total	18	139	7.7	1	61
Opponents	7	74	10.6	1	51

INTERCEPTIONS	No.	Yds	Avg	TD	Long
Randy Phillips	2	0	0.0	0	0
Brandon Harris	1	0	0.0	0	0
Colin McCarthy	1	9	9.0	0	9
Demarcus Van Dyke	1	-5	-5.0	0	0
Total	5	4	0.8	0	9
Opponents	11	175	15.9	2	31

KICK RETURNS	No.	Yds	Avg	TD	Long
Graig Cooper	15	427	28.5	0	63
Mike James	12	265	22.1	0	41
Brandon Harris	2	63	31.5	0	37
Jordan Futch	1	4	4.0	0	4
Jimmy Graham	1	7	7.0	0	7
Lee Chambers	1	11	11.0	0	11
Travis Benjamin	1	18	18.0	0	18
Total	33	795	24.1	0	63
Opponents	43	911	21.2	1	90

FUMBLE RETURNS	No.	Yds	Avg	TD	Long
Marcus Robinson	1	53	53.0	1	53
Total	1	53	53.0	1	53
Opponents	1	4	4.0	0	4

PUNTING	No.	Yds	Avg	Long	TB	FC	I20	Blkd
Matt Boshier	34	1438	42.3	59	3	13	17	0
TEAM	1	0	0.0	0	0	0	0	1
Total	35	1438	41.1	59	3	13	17	1
Opponents	38	1553	40.9	71	4	3	8	0

KICKOFFS	No.	Yds	Avg	TB	OB	Ret	Net	YdLine
Alex Uribe	30	1895	63.2	0	2			
Matt Boshier	16	858	53.6	1	0			
Total	46	2753	59.8	1	2	911	39.6	30
Opponents	42	2611	62.2	8	0	795	39.4	30

SCORING	TD	FGs	-----PATs-----			DXP	Saf	Points
			Kick	Rush	Rcv			
Matt Boshier	0	9-11	30-30	0-0	0	0-0	0	57
Travis Benjamin	4	0-0	0-0	0-0	0	0-0	0	24
Javaris James	4	0-0	0-0	0-0	0	0-0	0	24
Damien Berry	4	0-0	0-0	0-0	0	0-0	0	24
Leonard Hankerson	3	0-0	0-0	0-0	0	0-0	0	18
Jimmy Graham	3	0-0	0-0	0-0	0	0-0	0	18
Dedrick Epps	2	0-0	0-0	0-0	0	0-0	0	12
Graig Cooper	2	0-0	0-0	0-0	0	0-0	0	12
Jacory Harris	1	0-0	0-0	0-0	0	0-0	0	6
LaRon Byrd	1	0-0	0-0	0-0	0	0-0	0	6
Aldarius Johnson	1	0-0	0-0	0-0	0	0-0	0	6
Thearon Collier	1	0-0	0-0	0-0	0	0-0	0	6
Lee Chambers	1	0-0	0-0	0-0	0	0-0	0	6
Tervaris Johnson	1	0-0	0-0	0-0	0	0-0	0	6
Mike James	1	0-0	0-0	0-0	0	0-0	0	6
Marcus Robinson	1	0-0	0-0	0-0	0	0-0	0	6
TEAM	0	0-0	0-0	0-0	0	0-0	0	2
Total	30	9-11	30-30	0-0	0	0-0	0	239
Opponents	22	13-19	19-20	0-0	1	1-1	0	192

TOTAL OFFENSE	G	Plays	Rush	Pass	Total	Avg/G
Jacory Harris	8	261	-165	2104	1939	242.4
Javaris James	7	78	418	0	418	59.7
Graig Cooper	7	67	326	0	326	46.6
Damien Berry	8	43	303	0	303	37.9
Lee Chambers	6	26	75	0	75	12.5
A.J. Highsmith	1	4	-2	38	36	36.0
Mike James	8	11	28	0	28	3.5
Travis Benjamin	8	7	13	0	13	1.6
Thearon Collier	8	3	7	0	7	0.9
John Calhoun	8	1	6	0	6	0.8
TEAM	6	10	-48	0	-48	-8.0
Total	8	511	961	2142	3103	387.9
Opponents	8	533	1032	1767	2799	349.9

FIELD GOALS	FGM-FGA	Pct	1-19	20-29	30-39	40-49	50+	Lg	Blk
Matt Boshier	9-11	81.8	1-1	2-3	3-4	2-2	1-1	51	0

FG SEQUENCE	MIAMI	OPPONENTS
Florida State	(18)	(52),(45)
Georgia Tech	(34),26,31	(32),39
Virginia Tech	-	25,(22)
Oklahoma	-	(21),(39)
Florida A&M	(20),(33)	(32),(34),(21)
UCF	(31),(46)	32
Clemson	(49),(51),(22)	41,(43),(30)
Wake Forest	-	(23),(42),45,60

Numbers in parentheses indicate field goal was made.

ALL PURPOSE	G	Rush	Rec	PR	KOR	IR	Tot	Avg/G
Graig Cooper	7	326	65	1	427	0	819	117.0
Travis Benjamin	8	13	412	57	18	0	500	62.5
Leonard Hankerson	8	0	477	0	0	0	477	59.6
Javaris James	7	418	54	0	0	0	472	67.4
Mike James	8	28	56	0	265	0	349	43.6
Damien Berry	8	303	7	0	0	0	310	38.8
Thearon Collier	8	7	201	81	0	0	289	36.1
LaRon Byrd	8	0	286	0	0	0	286	35.8
Aldarius Johnson	5	0	198	0	0	0	198	39.6
Dedrick Epps	7	0	166	0	0	0	166	23.7
Jimmy Graham	8	0	91	0	7	0	98	12.2
Lee Chambers	6	75	0	0	11	0	86	14.3
Tommy Streeter	5	0	67	0	0	0	67	13.4
Brandon Harris	8	0	0	0	63	0	63	7.9
Tervaris Johnson	8	0	26	0	0	0	26	3.2
Kendal Thompkins	5	0	18	0	0	0	18	3.6
Patrick Hill	3	0	14	0	0	0	14	4.7
John Calhoun	8	6	4	0	0	0	10	1.2
Colin McCarthy	8	0	0	0	0	9	9	1.1
Jordan Futch	5	0	0	0	4	0	4	0.8
A.J. Highsmith	1	-2	0	0	0	0	-2	-2.0
Demarcus Van Dyke	7	0	0	0	0	-5	-5	-0.7
TEAM	6	-48	0	0	0	0	-48	-8.0
Jacory Harris	8	-165	0	0	0	0	-165	-20.6
Total	8	961	2142	139	795	4	4041	505.1
Opponents	8	1032	1767	74	911	175	3959	494.9

2009 TEAM STATISTICS

DEFENSIVE LEADERS	GP	Tackles			TFL/Yds	Sacks			BrUp	QBH	Fumbles		Blkd	
		Solo	Ast	Total		No-Yards	Int-Yds	Rcv-Yds			FF	Kick	Saf	
44 Colin McCarthy	8	32	28	60	7.0-12	.	1-9	1	.	.	1	.	.	
50 Darryl Sharpton	8	31	22	53	3.5-7	.	.	2	
1 Brandon Harris	8	28	14	42	4.0-8	1.0-5	1-0	11	.	.	2	.	.	
31 Sean Spence	7	18	17	35	5.5-25	2.0-20	.	1	1	
9 Sam Shields	8	22	10	32	1.0-5	.	.	2	.	1-0	1	.	.	
6 Randy Phillips	5	18	13	31	.	.	2-0	
7 Vaughn Telemaque	7	17	10	27	1.5-4	.	.	2	.	1-0	.	.	.	
91 Joe Joseph	8	12	13	25	5.0-12	1-0	.	.	.	
57 Allen Bailey	8	15	7	22	9.5-74	7.0-66	.	1	.	.	2	.	.	
8 Demarcus Van Dyke	7	11	6	17	2.0-9	.	1-5	3	
26 Ray-Ray Armstrong	7	11	6	17	.	.	.	1	
37 Jared Campbell	8	9	8	17	.	.	.	2	1	
54 Micanor Regis	8	5	10	15	3.0-6	0.5-2	.	.	1	.	1	.	.	
56 Marcus Robinson	8	7	8	15	5.0-23	3.0-20	.	.	2	1-53	2	.	.	
92 Josh Holmes	7	6	8	14	3.0-14	.	.	.	1	1-0	.	.	.	
35 Olivier Vernon	6	3	10	13	4.5-15	0.5-3	
45 Ramon Buchanan	8	9	3	12	1.0-2	.	.	1	
94 Eric Moncur	5	4	6	10	1.0-10	1.0-10	.	.	1	
29 JoJo Nicholas	3	3	7	10	
90 Steven Wesley	7	7	3	10	4.0-8	1.0-3	.	.	2	
11 Arthur Brown	8	6	2	8	1-0	.	.	.	
48 Andrew Smith	6	4	3	7	1.0-3	1-0	.	.	.	
33 Alex Uribe	6	4	3	7	
24 Chavez Grant	8	4	2	6	0.5-3	.	.	1	
58 Jordan Futch	5	2	2	4	
34 C.J. Holton	7	2	2	4	
20 Damien Berry	8	3	1	4	
25 Matt Bosher	8	3	.	3	
38 Cory Nelms	7	2	1	3	
32 Lee Chambers	6	2	1	3	
43 John Calhoun	8	.	2	2	
13 Ryan Hill	3	1	1	2	
2 Graig Cooper	7	1	.	1	
96 Curtis Porter	3	.	1	1	
86 Tommy Streater	5	.	1	1	
98 Jeremy Lewis	3	1	.	1	
74 Orlandon Franklin	8	1	.	1	
83 Kendal Thompkins	5	.	1	1	1-0	.	.	.	
21 Brandon McGee	6	.	1	1	
65 Matt Pipho	8	1	.	1	
80 Jimmy Graham	8	1	.	1	
66 Harland Gunn	8	1	.	1	
36 Kylan Robinson	8	.	1	1	
TM TEAM	6	1	
Total	8	307	234	541	62-240	16-129	5-4	28	9	8-53	9	.	1	
Opponents	8	310	222	532	47.0-254	24-186	11-175	29	6	2-4	7	1		

2009 STARTING LINEUPS

OFFENSE	Florida State	Georgia Tech	Virginia Tech	Oklahoma	Florida A&M	UCF	Clemson	Wake Forest	Virginia	North Carolina	Duke	USF
WR	Byrd	Byrd	Byrd		A. Johnson	Byrd		Byrd				
LT	Fox	Fox	Fox	Fox	Fox	Fox	Fox	Fox				
LG	Franklin	Franklin	Franklin	Franklin	Franklin	Franklin	Franklin	Gunn	Franklin			
C	Trump	Trump	Trump	Trump	Trump	Trump	Trump	Trump				
RG	GUNN	Figueroa	Gunn	Figueroa	Figueroa	Gunn	Figueroa	Figueroa				
RT	PIPHO	Pipho	Pipho	Pipho	Pipho	Pipho	Pipho	Pipho				
TE	Gordon	Epps	GRAHAM	Epps		Epps	T. Johnson	T. Johnson				
TE				T. Johnson	T. Johnson		Franklin	Epps				
WR	Hankerson	Hankerson	Hankerson	Hankerson	Hankerson	Hankerson	Hankerson	Benjamin				
WR			Collier									
QB	Jacory Harris	Jacory Harris	Jacory Harris	Jacory Harris	Jacory Harris	Jacory Harris	Jacory Harris	Jacory Harris				
RB	Cooper	Cooper	J. James	J. James	J. James	J. James	Cooper	Cooper				
FB	J. James	J. James		M. JAMES	M. James	M. James	M. James					
DEFENSE	Florida State	Georgia Tech	Virginia Tech	Oklahoma	Florida A&M	UCF	Clemson	Wake Forest	Virginia	North Carolina	Duke	USF
LE	Robinson	Robinson	Wesley	Robinson	Robinson	Robinson	Wesley	Wesley				
LDT	Bailey	Bailey	Bailey	Joseph	Joseph	Bailey	Joseph	Joseph				
RDT	Forston	Joseph	Joseph	Holmes	Holmes	Joseph	Holmes	Holmes				
RE	SMITH	Smith	VERNON	Smith	Smith	Smith	Smith	Bailey				
SLB	McCarthy	Spence	McCarthy	Futch		McCarthy	McCarthy	McCarthy				
MLB		Sharpton	Sharpton	Sharpton	Sharpton	Sharpton	Sharpton	Sharpton				
WLB	Spence	Futch	Spence	Spence	Spence	Spence	Spence					
LCB	SHIELDS	B. Harris	B. Harris	B. Harris	Shields	B. Harris	B. Harris	Van Dyke				
RCB	Van Dyke	Shields	Van Dyke	Shields	Van Dyke	Shields	Shields	Shields				
FS	Grant	TELEMAQUE	Telemaque	Telemaque	Telemaque	ARMSTRONG	Telemaque	Telemaque				
SS	Phillips	Phillips	Phillips	CAMPBELL	Campbell	Campbell	Campbell	Phillips				
Nickel	B. Harris				B. Harris			B. Harris				
SPECIALISTS	Florida State	Georgia Tech	Virginia Tech	Oklahoma	Florida A&M	UCF	Clemson	Wake Forest	Virginia	North Carolina	Duke	USF
P	Bosher	Bosher	Bosher	Bosher	Bosher	Bosher	Bosher	Bosher				
KO	Bosher	URIBE	Uribe	Uribe	Uribe	Uribe	Uribe	Uribe				
PK	Bosher	Bosher	Bosher	Bosher	Bosher	Bosher	Bosher	Bosher				
PR	Cooper	Benjamin	Benjamin	Benjamin	Benjamin	COLLIER	Collier	Collier				
KOR	Cooper	Cooper	Cooper	Cooper	B. Harris	B. Harris	Cooper	B. Harris				
	Harris	M. James	M. James	M. James	M. James	M. James	M. James	M. James				
LS-P	Ivory	Ivory	Ivory	Ivory	Ivory	Ivory	Ivory	Ivory				
LSFG	Byrne	Byrne	Byrne	Byrne	Byrne	Byrne	Byrne	Byrne				
H	Perrelli	Perrelli	Perrelli	Perrelli	Perrelli	Perrelli	Perrelli	Perrelli				

CAPS indicate first career start

STARTING EXPERIENCE

Offensive Starters	2004	2005	2006	2007	2008	2009	Total							
Jason Fox, OT (Sr.)	-	-	12	12	12	8	44	Vaughn Telemaque, FS (R-Fr.)	-	-	-	-	6	6
Javaris James, RB (Sr.)	-	-	10	12	1	6	29	Jared Campbell, SS (Jr.)	-	-	-	-	4	4
Orlando Franklin, G* (Jr.)	-	-	-	3	11	8	22	Adewale Ojomo, RE (Soph.)	-	-	-	-	3	3
A.J. Trump, OG/C (Sr.)	-	-	-	-	10	8	18	Josh Holmes, RDT (Jr.)	-	-	-	-	-	3
Graig Cooper, RB (Jr.)	-	-	-	1	11	4	16	Marcus Forston, DT (Soph.)	-	-	-	-	1	2
Dedrick Epps, TE, (Sr.)	-	-	-	1	10	4	15	Ray-Ray Armstrong, FS (Fr.)	-	-	-	-	-	1
Leonard Hankerson, WR (Jr.)	-	-	-	2	2	7	11	Jordan Futch, LB (Soph.)	-	-	-	-	-	1
Joel Figueroa, RG (Jr.)	-	-	-	-	5	5	10	Olivier Vernon, RE (Fr.)	-	-	-	-	-	1
Jacory Harris, QB (Soph.)	-	-	-	-	2	8	10							
Aldarius Johnson, WR (Soph.)	-	-	-	-	8	1	9	Special Teams Starters	2005	2006	2007	2008	2009	Total
LaRon Byrd, WR (Soph.)	-	-	-	-	3	4	7	Matt Bosher, P (Jr.)	-	-	12	13	8	33
Travis Benjamin, WR (Soph.)	-	-	-	-	5	2	7	Ryan Hill, KOR (Sr.)	-	5	10	13	-	28
Matt Pipho, RT (Sr.)	-	-	-	-	-	7	7	Matt Bosher, PK (Jr.)	-	-	-	13	8	21
Mike James, FB (Fr.)	-	-	-	-	-	5	5	Jake Byrne, K-LS (Sr.)	-	-	-	13	8	21
Patrick Hill, FB (Sr.)	-	-	-	4	-	4	4	Chris Ivory, P-LS (Soph.)	-	-	-	11	8	19
Richard Gordon, TE (Sr.)	-	-	-	-	3	1	4	Matt Bosher, KO (Jr.)	-	-	-	13	2	15
Thearon Collier, WR (Soph.)	-	-	-	3	1	4	4	Travis Benjamin, PR (Soph.)	-	-	-	8	4	12
Harland Gunn, RG (Soph.)	-	-	-	-	4	4	4	Brandon Harris, KOR (Soph.)	-	-	-	6	6	12
Tervaris Johnson, TE (Sr.)	-	-	-	-	4	4	4	Graig Cooper, PR (Jr.)	-	-	7	3	1	11
Davon Johnson, WR (Soph.)	-	-	-	-	1	1	1	Mike James, KR (Fr.)	-	-	-	-	7	7
								Alex Uribe, KO (Sr.)	-	-	-	-	6	6
								Graig Cooper, KR (Jr.)	-	-	-	-	5	5
								Thearon Collier, PR (Soph.)	-	-	-	2	3	5
								Jake Byrne, P-LS (Sr.)	-	-	-	2	-	2
Defensive Starters	2004	2005	2006	2007	2008	2009	Total							
Darryl Sharpton, LB (Sr.)	-	0	5	4	9	7	25							
Joe Joseph, DT (Sr.)	-	0	0	5	9	7	21							
Chavez Grant, CB (Sr.)	-	-	5	6	7	1	19							
Colin McCarthy, LB (Jr.)	-	-	0	10	4	5	19							
Randy Phillips, CB (Sr.)	-	-	8	4	1	5	18							
Eric Moncur, DE (Sr.)	0	2	3	8	3	-	16							
Sean Spence, LB (Soph.)	-	-	-	-	9	7	16							
DeMarcus Van Dyke, CB (Jr.)	-	-	-	8	2	4	14							
Steven Wesley, DE (Jr.)	-	-	-	-	11	3	14							
Brandon Harris, CB (Soph.)	-	-	-	-	6	8	14							
Marcus Robinson, RE (Soph.)	-	-	-	-	5	5	10							
Allen Bailey, LE/LT (Jr.)	-	-	-	-	4	5	9							
JoJo Nicolas, S (Jr.)	-	-	-	-	7	-	7							
Sam Shields, RCB (Sr.)	-	-	-	-	-	7	7							
Ryan Hill, S (Sr.)	-	-	-	-	5	-	5							
Andrew Smith, RE (Soph.)	-	-	-	-	-	6	6							

2009 PARTICIPATION

GP/GS	Gm/Starts	FSU	GT	VT	Okla.	FAMU	UCF	CLEM	WAKE	UVA	UNC	DUKE	USF
26	Armstrong, R.	7/1	XXX	XXX	XXX	XXX	XXX	START	XXX	...			
57	Bailey, A.	8/5	START	START	START	XXX	XXX	START	XXX	START			
3	Benjamin, T.	8/1	XXX	XXX	XXX	XXX	XXX	XXX	XXX	XXX	START		
20	Berry, D.	8/-	XXX	XXX	XXX	XXX	XXX	XXX	XXX	XXX			
25	Bosher, M.	8/-	XXX	XXX	XXX	XXX	XXX	XXX	XXX	XXX			
11	Brown, A.	8/-	XXX	XXX	XXX	XXX	XXX	XXX	XXX	XXX			
45	Buchanan, R.	8/-	XXX	XXX	XXX	XXX	XXX	XXX	XXX	XXX			
47	Byrd, L.	8/5	START	START	START	XXX	XXX	START	XXX	START			
87	Byrne, J.	8/-	XXX	XXX	XXX	XXX	XXX	XXX	XXX	XXX			
43	Calhoun, J.	8/-	XXX	XXX	XXX	XXX	XXX	XXX	XXX	XXX			
37	Campbell, J.	8/4	XXX	XXX	XXX	START	START	START	START	XXX			
32	Chambers, L.	6/-	XXX	XXX	XXX	XXX	XXX	XXX			
28	Collier, T.	8/1	XXX	XXX	START	XXX	XXX	XXX	XXX	XXX			
2	Cooper, G.	7/4	START	START	XXX	XXX	...	XXX	START	START			
18	Epps, D.	7/4	XXX	START	XXX	START	...	START	XXX	START			
61	Figueroa, J.	7/5	XXX	START	XXX	START	START	...	START	START			
99	Forston, M.	3/1	START	XXX	...	XXX			
64	Fox, J.	8/8	START	START	START	START	START	START	START	START			
74	Franklin, O.	8/8	START	START	START	START	START	START	START	START			
58	Futch, J.	5/2	XXX	START	XXX	START	XXX			
84	Gordon, R.	1/1	START			
80	Graham, J.	8/1	XXX	XXX	START	XXX	XXX	XXX	XXX	XXX			
24	Grant, C.	8/1	START	XXX	XXX	XXX	XXX	XXX	XXX	XXX			
66	Gunn, H.	8/4	START	XXX	START	XXX	XXX	START	START	XXX			
85	Hankerson, L.	8/7	START	START	START	START	START	START	START	XXX			
1	Harris, B.	8/8	START	START	START	START	START	START	START	START			
12	Harris, J.	8/8	START	START	START	START	START	START	START	START			
19	Highsmith, A.	1/-	XXX			
30	Hill, P.	3/-	XXX	XXX	XXX			
13	Hill, R.	3/-	...	XXX	XXX	XXX			
92	Holmes, J.	7/4	XXX	XXX	XXX	START	START	...	START	START			
34	Holton, C.	7/-	...	XXX	XXX	XXX	XXX	XXX	XXX	XXX			
63	Horn, T.	4/-	XXX	XXX	XXX	XXX			
60	Ivory, C.	6/-	XXX	XXX	XXX	XXX	XXX	XXX			
5	James, J.	7/6	START	START	START	START	START	START	XXX	...			
22	James, M.	8/4	XXX	XXX	XXX	START	START	START	START	XXX			
4	Johnson, A.	5/1	XXX	XXX	START	...	XXX	XXX			
23	Johnson, T.	8/4	XXX	XXX	XXX	START	START	XXX	START	START			
55	Jones, B.	1/-	XXX			
91	Joseph, J.	8/7	XXX	START	START	START	START	START	START	START			
98	Lewis, J.	3/-	XXX	XXX	XXX			
44	McCarthy, C.	8/5	START	XXX	START	XXX	XXX	START	START	START			
21	McGee, B.	6/-	XXX	XXX	XXX	XXX	XXX	XXX			
94	Moncur, E.	5/-	...	XXX	XXX	XXX	XXX	...	XXX	...			
38	Nelms, C.	7/-	XXX	XXX	...	XXX	XXX	XXX	XXX	XXX			
29	Nicholas, J.	3/-	XXX	XXX	XXX			
17	Perrelli, M.	7/-	XXX	XXX	XXX	XXX	XXX	XXX	XXX	...			
6	Phillips, R.	5/4	START	START	START	XXX	START			
65	Pipho, M.	8/8	START	START	START	START	START	START	START	START			
96	Porter, C.	3/-	XXX	XXX	...	XXX			
54	Regis, M.	8/-	XXX	XXX	XXX	XXX	XXX	XXX	XXX	XXX			
36	Robinson, K.	8/-	XXX	XXX	XXX	XXX	XXX	XXX	XXX	XXX			
56	Robinson, M.	8/5	START	START	XXX	START	START	START	XXX	XXX			
50	Sharpton, D.	8/7	XXX	START	START	START	START	START	START	START			
9	Shields, S.	8/7	START	START	XXX	START	START	START	START	START			
48	Smith, A.	6/6	START	START	...	START	START	START	START	...			
31	Spence, S.	7/7	START	START	START	START	START	START	START	START			
86	Streeter, T.	5/-	...	XXX	XXX	XXX	XXX	XXX			
68	Symonette, I.	8/-	XXX	XXX	XXX	XXX	XXX	XXX	XXX	XXX			
7	Telemaque, V.	7/6	...	START	START	START	START	XXX	START	START			
83	Thompkins, K.	5/-	XXX	XXX	XXX	XXX	XXX			
70	Trump, A.	8/8	START	START	START	START	START	START	START	START			
33	Uribe, A.	6/-	...	XXX	XXX	XXX	XXX	XXX	XXX	...			
8	Van Dyke, D.	7/4	START	...	START	XXX	START	XXX	XXX	START			
35	Vernon, O.	6/1	XXX	XXX	START	XXX	XXX	XXX			
72	Washington, B.	8/-	XXX	XXX	XXX	XXX	XXX	XXX	XXX	XXX			
90	Wesley, S.	7/3	XXX	XXX	START	XXX	...	XXX	START	START			

2009 GAME-BY GAME STATISTICS

JACORY HARRIS

Game	Cmp	Att	Pct.	Int.	Yds	TD	Lg	Sacked
9/7 at Florida State	21	34	61.8	2	386	2	40	1
9/17 Georgia Tech	20	25	80.0	0	270	3	40	0
9/26 at Virginia Tech	9	25	36.0	1	150	0	34	3
10/3 Oklahoma	19	28	67.9	2	202	3	38	4
10/10 Florida A&M	16	24	66.7	2	217	2	37	1
10/17 at UCF	20	26	77.0	0	293	1	32	6
10/24 Clemson	17	27	62.9	3	256	2	69	3
10/31 at Wake Forest	22	43	51.2	1	330	3	35	5
11/7 Virginia								
11/14 at North Carolina								
11/21 Duke								
11/28 at USF								

A.J. HIGHSMITH

Game	Cmp	Att	Pct.	Int.	Yds	TD	Lg	Sacked
10/10 Florida A&M	3	3	100.0	0	38	0	29	1

2009 RUSHING

GRAIG COOPER

Game	No.	Yds	Avg.	TD	Lg
9/7 at Florida State	7	31	4.4	1	13
9/17 Georgia Tech	17	93	5.5	0	31
9/26 at Virginia Tech	11	55	5.0	0	14
10/3 Oklahoma	8	21	2.6	0	8
10/10 Florida A&M	Did Not Play				
10/17 at UCF	0	0	0.0	0	0
10/24 Clemson	17	99	5.8	0	25
10/31 at Wake Forest	6	27	4.5	0	20
11/7 Virginia					
11/14 at North Carolina					
11/21 Duke					
11/28 at USF					

JAVARRIS JAMES

Game	No.	Yds	Avg.	TD	Lg
9/7 at Florida State	11	36	3.3	1	9
9/17 Georgia Tech	14	72	5.1	1	14
9/26 at Virginia Tech	14	35	2.5	1	15
10/3 Oklahoma	15	150	10.0	0	50
10/10 Florida A&M	1	4	4.0	0	4
10/17 at UCF	17	65	3.8	1	8
10/24 Clemson	6	56	9.3	0	44
10/31 at Wake Forest	Did Not Play				
11/7 Virginia					
11/14 at North Carolina					
11/21 Duke					
11/28 at USF					

LEE CHAMBERS

Game	No.	Yds	Avg.	TD	Lg
9/7 at Florida State	5	10	2.0	0	4
9/17 Georgia Tech	2	12	6.0	0	8
9/26 at Virginia Tech	DNP				
10/3 Oklahoma	0	0	0.0	0	0
10/10 Florida A&M	16	46	2.4	1	12
10/17 at UCF	3	15	5.0	0	7
10/24 Clemson	0	0	0.0	0	0
10/31 at Wake Forest	0	0	0.0	0	0
11/7 Virginia					
11/14 at North Carolina					
11/21 Duke					
11/28 at USF					

TRAVIS BENJAMIN

Game	No.	Yds	Avg.	TD	Lg
9/7 at Florida State	1	5	5.0	0	5
9/17 Georgia Tech	1	13	13.0	0	13
9/26 at Virginia Tech	0	0	0.0	0	0
10/3 Oklahoma	1	1	1.0	0	1
10/10 Florida A&M	0	0	0.0	0	0
10/17 at UCF	2	-2	-1.0	0	5
10/24 Clemson	1	-14	-14.0	0	0
10/31 at Wake Forest	1	10	10.0	0	10
11/7 Virginia					
11/14 at North Carolina					
11/21 Duke					
11/28 at USF					

THEARON COLLIER

Game	No.	Yds	Avg.	TD	Lg
9/7 at Florida State	2	13	6.5	0	15
9/17 Georgia Tech	0	0	0.0	0	0
9/26 at Virginia Tech	1	-6	-6.0	0	0
10/3 Oklahoma	0	0	0.0	0	0
10/10 Florida A&M	0	0	0.0	0	0
10/17 at UCF	0	0	0.0	0	0
10/24 Clemson	0	0	0.0	0	0
10/31 at Wake Forest	0	0	0.0	0	0
11/7 Virginia					
11/14 at North Carolina					
11/21 Duke					
11/28 at USF					

JACORY HARRIS

Game	No.	Yds	Avg.	TD	Lg
9/7 at Florida State	3	1	0.3	1	4
9/17 Georgia Tech	1	0	0.0	0	0
9/26 at Virginia Tech	4	-28	-7.0	0	0
10/3 Oklahoma	4	-30	-7.5	0	0
10/10 Florida A&M	1	0	-7.0	0	0
10/17 at UCF	7	-34	-4.9	0	7
10/24 Clemson	3	-19	-6.3	0	0
10/31 at Wake Forest	6	-44	-7.3	0	5
11/7 Virginia					
11/14 at North Carolina					
11/21 Duke					
11/28 at USF					

MIKE JAMES

Game	No.	Yds	Avg.	TD	Lg
9/7 at Florida State	0	0	0.0	0	0
9/17 Georgia Tech	0	0	0.0	0	0
9/26 at Virginia Tech	4	3	0.8	0	2
10/3 Oklahoma	1	3	3.0	0	3
10/10 Florida A&M	4	15	3.5	1	6
10/17 at UCF	1	1	1.0	0	1
10/24 Clemson	0	0	0.0	0	0
10/31 at Wake Forest	1	7	7.0	0	7
11/7 Virginia					
11/14 at North Carolina					
11/21 Duke					
11/28 at USF					

DAMIEN BERRY

Game	No.	Yds	Avg.	TD	Lg
10/10 Florida A&M	14	162	11.6	1	49
10/17 at UCF	14	60	4.3	1	14
10/24 Clemson	8	55	6.9	1	23
10/31 at Wake Forest	7	26	3.7	1	7
11/7 Virginia					
11/14 at North Carolina					
11/21 Duke					
11/28 at USF					

JOHN CALHOUN

Game	No.	Yds	Avg.	TD	Lg
10/10 Florida A&M	1	4	4.0	0	4
10/17 at UCF	0	0	0.0	0	0
10/24 Clemson	0	0	0.0	0	0
10/31 at Wake Forest	0	0	0.0	0	0
11/7 Virginia					
11/14 at North Carolina					
11/21 Duke					
11/28 at USF					

2009 GAME-BY GAME STATISTICS - RECEIVING

TRAVIS BENJAMIN

Game	No.	Yds	Avg.	TD	Lg
9/7 at Florida State	4	128	32.0	1	40
9/17 Georgia Tech	3	29	9.7	0	20
9/26 at Virginia Tech	0	0	0.0	0	0
10/3 Oklahoma	3	61	20.3	1	38
10/10 Florida A&M	1	16	16.0	0	16
10/17 at UCF	4	46	11.5	0	13
10/24 Clemson	3	82	27.3	1	69
10/31 at Wake Forest	4	50	12.5	1	17
11/7 Virginia					
11/14 at North Carolina					
11/21 Duke					
11/28 at USF					

LEONARD HANKERSON

Game	No.	Yds	Avg.	TD	Lg
9/7 at Florida State	4	72	18.0	0	40
9/17 Georgia Tech	1	35	35.0	0	35
9/26 at Virginia Tech	3	79	26.3	0	34
10/3 Oklahoma	1	1	1.0	0	1
10/10 Florida A&M	2	42	21.0	1	37
10/17 at UCF	4	64	16.0	1	23
10/24 Clemson	5	87	17.4	1	26
10/31 at Wake Forest	5	97	19.4	0	31
11/7 Virginia					
11/14 at North Carolina					
11/21 Duke					
11/28 at USF					

LARON BYRD

Game	No.	Yds	Avg.	TD	Lg
9/7 at Florida State	0	0	0.0	0	0
9/17 Georgia Tech	5	83	16.6	1	40
9/26 at Virginia Tech	4	58	14.5	0	23
10/3 Oklahoma	2	12	6.0	0	7
10/10 Florida A&M	2	20	10.0	0	17
10/17 at UCF	5	85	17.0	0	32
10/24 Clemson	1	15	15.0	0	15
10/31 at Wake Forest	2	13	6.5	0	7
11/7 Virginia					
11/14 at North Carolina					
11/21 Duke					
11/28 at USF					

DEDRICK EPPS

Game	No.	Yds	Avg.	TD	Lg
9/7 at Florida State	2	46	23.0	0	27
9/17 Georgia Tech	3	37	12.3	1	14
9/26 at Virginia Tech	2	13	6.5	0	9
10/3 Oklahoma	3	38	12.7	1	19
10/10 Florida A&M					
10/17 at UCF	1	5	5.0	0	5
10/24 Clemson	2	27	13.5	0	16
10/31 at Wake Forest	0	0	0.0	0	0
11/7 Virginia					
11/14 at North Carolina					
11/21 Duke					
11/28 at USF					

GRAIG COOPER

Game	No.	Yds	Avg.	TD	Lg
9/7 at Florida State	2	24	12.0	1	24
9/17 Georgia Tech	3	32	10.7	0	13
9/26 at Virginia Tech	0	0	0.0	0	0
10/3 Oklahoma	1	3	3.0	0	3
10/10 Florida A&M					
10/17 at UCF	0	0	0.0	0	0
10/24 Clemson	1	4	4.0	0	4
10/31 at Wake Forest	1	2	2.0	0	2
11/7 Virginia					
11/14 at North Carolina					
11/21 Duke					
11/28 at USF					

ALDARIUS JOHNSON

Game	No.	Yds	Avg.	TD	Lg
9/7 at Florida State	3	48	16.0	0	31
9/17 Georgia Tech					
9/26 at Virginia Tech					
10/3 Oklahoma	4	45	11.2	0	12
10/10 Florida A&M	2	31	15.5	0	21
10/17 at UCF					
10/24 Clemson	0	0	0.0	0	0
10/31 at Wake Forest	3	74	24.7	1	35
11/7 Virginia					
11/14 at North Carolina					
11/21 Duke					
11/28 at USF					

JAVARRIS JAMES

Game	No.	Yds	Avg.	TD	Lg
9/7 at Florida State	3	35	11.7	0	20
9/17 Georgia Tech	2	12	6.0	0	9
9/26 at Virginia Tech	0	0	0.0	0	0
10/3 Oklahoma	1	4	4.0	0	4
10/10 Florida A&M	1	3	3.0	0	3
10/17 at UCF	0	0	0.0	0	0
10/24 Clemson	0	0	0.0	0	0
10/31 at Wake Forest					
11/7 Virginia					
11/14 at North Carolina					
11/21 Duke					
11/28 at USF					

THEARON COLLIER

Game	No.	Yds	Avg.	TD	Lg
9/7 at Florida State	2	28	14.0	0	18
9/17 Georgia Tech	0	0	0.0	0	0
9/26 at Virginia Tech	0	0	0.0	0	0
10/3 Oklahoma	1	3	3.0	0	3
10/10 Florida A&M	1	28	28.0	0	28
10/17 at UCF	1	28	28.0	0	28
10/24 Clemson	3	36	12.0	0	20
10/31 at Wake Forest	4	78	19.5	0	29
11/7 Virginia					
11/14 at North Carolina					
11/21 Duke					
11/28 at USF					

TERVARIS JOHNSON

Game	No.	Yds	Avg.	TD	Lg
9/7 at Florida State	0	0	0.0	0	0
9/17 Georgia Tech	1	14	14.0	0	14
9/26 at Virginia Tech	0	0	0.0	0	0
10/3 Oklahoma	1	10	10.0	0	10
10/10 Florida A&M	0	0	0.0	0	0
10/17 at UCF	0	0	0.0	0	0
10/24 Clemson	0	0	0.0	0	0
10/31 at Wake Forest	1	2	2.0	1	2
11/7 Virginia					
11/14 at North Carolina					
11/21 Duke					
11/28 at USF					

JIMMY GRAHAM

Game	No.	Yds	Avg.	TD	Lg
9/7 at Florida State	0	0	0.0	0	0
9/17 Georgia Tech	1	14	14.0	1	14
9/26 at Virginia Tech	0	0	0.0	0	0
10/3 Oklahoma	1	18	18.0	1	18
10/10 Florida A&M	1	7	7.0	1	7
10/17 at UCF	2	42	21.0	0	21
10/24 Clemson	1	8	8.0	0	8
10/31 at Wake Forest	1	2	2.0	0	2
11/7 Virginia					
11/14 at North Carolina					
11/21 Duke					
11/28 at USF					

PATRICK HILL

Game	No.	Yds	Avg.	TD	Lg
9/7 at Florida State	0	0	0.0	0	0
9/17 Georgia Tech	1	14	14.0	0	14
9/26 at Virginia Tech	0	0	0.0	0	0
10/3 Oklahoma					
10/10 Florida A&M					
10/17 at UCF					
10/24 Clemson					
10/31 at Wake Forest					
11/7 Virginia					
11/14 at North Carolina					
11/21 Duke					
11/28 at USF					

MIKE JAMES

Game	No.	Yds	Avg.	TD	Lg
9/7 at Florida State	1	5	5.0	0	5
9/17 Georgia Tech	0	0	0.0	0	0
9/26 at Virginia Tech	0	0	0.0	0	0
10/3 Oklahoma	1	7	7.0	0	7
10/10 Florida A&M	3	26	8.7	0	17
10/17 at UCF	1	9	9.0	0	9
10/24 Clemson	1	-3	-3.0	0	0
10/31 at Wake Forest	1	12	12.0	0	12
11/7 Virginia					
11/14 at North Carolina					
11/21 Duke					
11/28 at USF					

TOMMY STREETER

Game	No.	Yds	Avg.	TD	Lg
10/10 Florida A&M	3	55	18.3	0	29
10/17 at UCF	1	12	12.0	0	12
10/24 Clemson	0	0	0.0	0	0
10/31 at Wake Forest	0	0	0.0	0	0
11/7 Virginia					
11/14 at North Carolina					
11/21 Duke					
11/28 at USF					

KENDAL THOMPkins

Game	No.	Yds	Avg.	TD	Lg
10/10 Florida A&M	1	18	18.0	0	18
10/17 at UCF	0	0	0.0	0	0
10/24 Clemson					
10/31 at Wake Forest					
11/7 Virginia					
11/14 at North Carolina					
11/21 Duke					
11/28 at USF					

DAMIEN BERRY

Game	No.	Yds	Avg.	TD	Lg
10/10 Florida A&M	1	5	5.0	0	5
10/17 at UCF	1	2	2.0	0	2
10/24 Clemson	0	0	0.0	0	0
10/31 at Wake Forest	0	0	0.0	0	0
11/7 Virginia					
11/14 at North Carolina					
11/21 Duke					
11/28 at USF					

JOHN CALHOUN

Game	No.	Yds	Avg.	TD	Lg
10/10 Florida A&M	1	4	4.0	0	4
10/17 at UCF	0	0	0.0	0	0
10/24 Clemson	0	0	0.0	0	0
10/31 at Wake Forest	0	0	0.0	0	0
11/7 Virginia					
11/14 at North Carolina					
11/21 Duke					
11/28 at USF					

2009 GAME-BY GAME STATISTICS - KICKOFF/PUNT RETURNS

KICK RETURNS

GRAIG COOPER

Game	No.	Yds	Avg.	TD	Lg
9/7 at Florida State	5	173	34.6	0	63
9/17 Georgia Tech	2	61	30.5	0	36
9/26 at Virginia Tech	3	74	24.7	0	39
10/3 Oklahoma	4	88	22.0	0	28
10/10 Florida A&M	Did Not Play				
10/17 at UCF	0	0	0.0	0	0
10/24 Clemson	1	27	27.0	0	27
10/31 at Wake Forest	0	0	0.0	0	0
11/7 Virginia					
11/14 at North Carolina					
11/21 Duke					
11/28 at USF					

MIKE JAMES

Game	No.	Yds	Avg.	TD	Lg
9/7 at Florida State	0	0	0.0	0	0
9/17 Georgia Tech	1	40	40.0	0	40
9/26 at Virginia Tech	2	25	12.5	0	21
10/3 Oklahoma	1	26	26.0	0	26
10/10 Florida A&M	2	26	14.0	0	16
10/17 at UCF	2	32	16.0	0	27
10/24 Clemson	3	75	25.0	0	31
10/31 at Wake Forest					
11/7 Virginia					
11/14 at North Carolina					
11/21 Duke					
11/28 at USF					

TRAVIS BENJAMIN

Game	No.	Yds	Avg.	TD	Lg
9/7 at Florida State	2	46	23.0	0	27
9/17 Georgia Tech	3	37	12.3	1	14
9/26 at Virginia Tech	0	0	0.0	0	0
10/3 Oklahoma	0	0	0.0	0	0
10/10 Florida A&M	0	0	0.0	0	0
10/17 at UCF	0	0	0.0	0	0
10/24 Clemson	0	0	0.0	0	0
10/31 at Wake Forest	0	0	0.0	0	0
11/7 Virginia					
11/14 at North Carolina					
11/21 Duke					
11/28 at USF					

BRANDON HARRIS

Game	No.	Yds	Avg.	TD	Lg
10/10 Florida A&M	2	63	31.5	0	37
10/17 at UCF	0	0	0.0	0	0
10/24 Clemson	0	0	0.0	0	0
10/31 at Wake Forest	0	0	0.0	0	0
11/7 Virginia					
11/14 at North Carolina					
11/21 Duke					
11/28 at USF					

PUNT RETURNS

TRAVIS BENJAMIN

Game	No.	Yds	Avg.	TD	Lg
9/7 at Florida State	2	7	3.5	0	6
9/17 Georgia Tech	1	14	14.0	0	14
9/26 at Virginia Tech	1	-10	-10.0	0	0
10/3 Oklahoma	2	-3	-1.5	0	0
10/10 Florida A&M	2	52	26.0	0	33
10/17 at UCF	0	0	0.0	0	0
10/24 Clemson	1	-3	-3.0	0	0
10/31 at Wake Forest	0	0	0.0	0	0
11/7 Virginia					
11/14 at North Carolina					
11/21 Duke					
11/28 at USF					

GRAIG COOPER

Game	No.	Yds	Avg.	TD	Lg
9/7 at Florida State	1	0	0.0	0	0
9/17 Georgia Tech	0	0	0.0	0	0
9/26 at Virginia Tech	1	1	1.0	0	1

THEARON COLLIER

Game	No.	Yds	Avg.	TD	Lg
10/10 Florida A&M	5	62	12.4	1	61
10/17 at UCF	2	19	9.5	0	13

2009 GAME-BY GAME STATISTICS - DEFENSE

TACKLES FOR LOSS	UA-A	Total	FSU	GT	VT	OKLA	FAMU	UCF	CLEMSON	WAKE	UVA	UNC	DUKE	USF
Bailey, A. DL	9-1	9.5	1.0-7	-	0.5-1	1.0-6	1.0-6	-	3.0-39	3.0-15				
McCarthy, C. LB	5-4	7.0	1.5-2	0.5-2	-	1.0-1	1.0-2	-	2.5-4	0.5-1				
Spence, S. LB	4-3	5.5	1.5-1	0.5-2	0.5-0	1.0-2	-	2.0-20	-	DNP				
Robinson, M. DL	3-4	5.0	1.0-10	0.5-1	-	1.5-7	1.5-4	-	0.5-1	-				
Joseph, J. DL	4-2	5.0	-	-	-	1.5-2	3.5-10	-	-	-				
Vernon, O. DL	2-5	4.5	1.0-3	3.0-11	-	DNP	DNP	0.5-1	-	-				
Harris, B. DB	4-0	4.0	-	-	-	1.0-5	-	-	2.0-2	1.0-1				
Wesley, S. DE	4-0	4.0	1.0-3	2.0-4	1.0-1	-	DNP	-	-	-				
Sharpton, D. LB	3-1	3.5	0.5-1	-	-	-	1.0-2	1.0-1	1.0-3	-				
Holmes, J.	2-2	3.0	-	-	-	-	1.0-9	DNP	-	2.0-5				
Regis, M. DL	1-4	3.0	-	1.0-3	-	1.0-2	-	0.5-1	-	0.5-0				
Van Dyke, D. DB	2-0	2.0	-	DNP	-	-	-	1.0-4	1.0-5	-				
Telemaque, V. DB	1-1	1.5	DNP	1.5-4	-	-	-	-	-	-				
Smith, A. DL	1-0	1.0	-	1.0-3	DNP	-	-	-	-	DNP				
Buchanan, R. LB	1-0	1.0	-	-	-	-	-	-	-	1.0-2				
Shields, S.	1-0	1.0	-	-	-	-	1.0-5	-	-	-				
Moncur, E. DL	1-0	1.0	DNP	-	-	-	1.0-10	DNP	-	DNP				
Grant, C. DB	0-1	0.5	0.5-3	-	-	-	-	-	-	-				

FUMBLES RECOVERED	No	FSU	GT	VT	OKLA	FAMU	UCF	CLEMSON	WAKE	UVA	UNC	DUKE	USF
Holmes, J.	1	1	-	-	-	-	DNP	-	-	-			
Joseph, J.	1	-	-	-	1	-	-	-	-	-			
Smith, A.	1	-	-	DNP	-	-	-	1	DNP	-			
Shields, S.	1	-	-	-	-	-	-	-	1	-			
Robinson, M.	1	-	-	-	-	-	-	1	-	-			
Brown, A.	1	-	-	-	-	-	-	-	1	-			
Telemaque, V.	1	DNP	-	-	-	-	-	-	1	-			
Thompkins, K. WR	1	-	-	1	-	-	DNP	DNP	DNP	-			

FORCED FUMBLES	No	FSU	GT	VT	OKLA	FAMU	UCF	CLEMSON	WAKE	UVA	UNC	DUKE	USF
Robinson, M.	2	1	-	-	-	1	-	-	-	-			
Harris, B.	2	-	-	-	1	-	-	1	-	-			
Bailey, A.	2	-	-	-	1	-	-	1	-	-			
Shields, S.	1	-	-	-	-	-	-	-	1	-			
McCarthy, C.	1	-	-	-	-	-	-	1	-	-			
Regis, M.	1	-	-	-	-	-	1	-	-	-			

FUMBLES LOST	No-Lost	FSU	GT	VT	OKLA	FAMU	UCF	CLEMSON	WAKE	UVA	UNC	DUKE	USF
Harris, J. QB	5-1	-	-	2-1	1-0	-	-	1-0	1-0	-			
Collier, T. WR	1-1	-	-	-	-	-	-	1-1	-	-			
Harris, B.	1-0	-	-	-	-	1-0	-	-	-	-			
James, M. RB	1-0	-	-	1-0	-	-	-	-	-	-			
TEAM	1-0	-	-	-	-	DNP	1-0	DNP	-	-			

2009 GAME-BY GAME STATISTICS - KICKING

PUNTING - MATT BOSHER

Opponent	No.	Yards	Avg.	Long	Blk	TB	In20	+50
9/7 at Florida State	4	165	41.2	48	0	1	3	0
9/17 Georgia Tech	1	41	41.0	41	0	1	0	0
9/26 at Virginia Tech	6	249	41.5	53	1	0	3	1
10/3 Oklahoma	5	229	45.8	58	0	0	3	2
10/10 Florida A&M	2	95	47.5	59	0	0	1	1
10/17 at UCF	4	133	33.2	41	0	0	3	0
10/24 Clemson	3	139	46.3	55	0	0	0	1
10/31 at Wake Forest	9	387	43.0	55	0	1	4	1
11/7 Virginia								
11/14 at North Carolina								
11/21 Duke								
11/28 at USF								

PLACEKICKING - MATT BOSHER

EXTRA POINTS		FIELD GOALS				FG BREAKDOWN				
XP/XPA	PCT	FG/FGA	PCT	LG	PTS	1-19	20-29	30-39	40-49	50+
30/30	100.0	9/11	81.8	51	57	1/1	2/3	3/4	2/2	1/1
Opponent	FG/FGA	Distances			XP/XPA	Game Pts.				
9/7 at Florida State	1/1	18g			5/5	8				
9/17 Georgia Tech	1/3	34g, 26 wr, 31 wr			4/4	7				
9/26 at Virginia Tech	0/0				1/1	1				
10/3 Oklahoma	0/0				3/3	3				
10/10 Florida A&M	2/2	20g, 33g			6/6	12				
10/17 at UCF	2/2	31g, 46g			3/3	9				
10/24 Clemson	3/3	49g, 51g, 22g			4/4	13				
10/31 at Wake Forest	0/0				4/4	4				
11/7 Virginia										
11/14 at North Carolina										
11/21 Duke										
11/28 at USF										

2009 GAME-BY GAME STATISTICS - DEFENSE

SACKS	UA-A	Total	FSU	GT	VT	OKLA	FAMU	UCF	CLEMSON	WAKE	UVA	UNC	DUKE	USF
Bailey, A. DL	7-0	7.0	1.0-7	-	-	1.0-6	1.0-6	-	2.0-38	2.0-9				
Robinson, M. DL	3-0	3.0	1.0-10	-	-	1.0-6	1.0-4	-	-	-				
Spence, S. LB	2-0	2.0	-	-	-	-	-	2.0-20	-	DNP				
Moncur, E. DL	1-0	1.0	DNP	-	-	-	1.0-10	DNP	-	DNP				
Wesley, S. DE	1-0	1.0	-	1.0-3	-	-	-	DNP	-	-				
Harris, B. DB	1-0	1.0	-	-	-	1.0-5	-	-	-	-				
Vernon, O. DL	0-1	0.5	-	0.5-3	-	DNP	DNP	-	-	-				
Regis, M. DL	0-1	0.5	-	0.5-2	-	-	-	-	-	-				

TACKLES	UA-A	Total	FSU	GT	VT	OKLA	FAMU	UCF	CLEMSON	WAKE	UVA	UNC	DUKE	USF
McCarthy, C. LB	32-28	60	5-3	0-4	4-9	4-3	4-2	-	8-3	7-4				
Sharpton, D. LB	31-22	53	3-1	6-2	1-4	3-3	1-1	5-6	8-2	4-3				
Harris, B. DB	28-14	42	3-6	3-1	3-2	2-2	2-1	5-2	4-0	6-0				
Spence, S. LB	18-17	35	2-1	0-2	2-6	5-5	4-0	4-3	1-0	DNP				
Shields, S.	22-10	32	2-2	5-1	2-2	3-2	3-0	-	1-2	6-1				
Phillips, R. DB	18-13	31	4-2	3-2	3-4	DNP	DNP	DNP	3-3	5-2				
Telemaque, V. DB	17-10	27	DNP	1-2	2-0	6-3	2-1	1-0	2-2	3-2				
Joseph, J. DL	12-13	25	1-0	1-0	2-3	1-3	3-3	1-2	2-0	1-2				
Bailey, A. DL	15-7	22	2-0	1-0	0-3	3-1	1-1	1-0	4-0	3-2				
Campbell, J. DB	9-8	17	2-1	1-0	0-2	1-3	1-0	0-2	2-0	2-0				
Van Dyke, D. DB	11-6	17	1-0	DNP	1-2	-	2-1	1-1	3-1	3-1				
Armstrong, R. DB	11-6	17	1-0	-	1-1	4-3	1-0	1-2	3-0	DNP				
Robinson, M. DL	7-8	15	2-0	0-1	0-1	1-2	2-2	1-0	0-1	1-1				
Regis, M. DL	5-10	15	1-0	0-2	0-3	2-0	1-2	1-1	0-1	0-1				
Holmes, J.	6-8	14	-	0-1	0-2	2-0	1-0	DNP	1-2	2-3				
Vernon, O. DL	3-10	13	1-2	2-2	0-5	DNP	DNP	0-1	-	-				
Buchanan, R. LB	9-3	12	1-0	-	1-0	-	3-2	-	1-1	3-0				
Wesley, S. DE	7-3	10	1-0	2-0	2-0	-	DNP	1-0	1-2	0-1				
Nicholas, J. DB	3-7	10	2-2	-	1-5	DNP	DNP	DNP	DNP	DNP				
Moncur, E. DL	4-6	10	DNP	1-2	0-1	2-3	1-0	DNP	-	DNP				
Brown, A. LB	6-2	8	1-0	0-1	-	1-0	1-1	2-0	1-0	-				
Uribe, A. K	4-3	7	DNP	-	-	-	1-1	2-1	1-1	DNP				
Smith, A. DL	4-3	7	1-1	2-0	DNP	-	1-1	0-1	-	DNP				
Grant, C. DB	4-2	6	1-1	-	-	1-0	1-0	0-1	1-0	-				
Holton, C. LB	2-2	4	DNP	-	-	0-2	2-0	-	-	-				
Bery, D.	3-1	4	1-0	1-1	-	-	-	1-0	-	-				
Futch, J. LB	2-2	4	1-0	1-0	0-1	-	0-1	DNP	DNP	DNP				
Nelms, C. DB	2-1	3	-	-	DNP	1-0	-	1-1	-	-				
Chambers, L.	2-1	3	-	0-1	DNP	DNP	1-0	-	-	1-0				
Bosher, M.	3-0	3	2-0	-	-	1-0	-	-	-	-				
Calhoun, J.	0-2	2	-	-	-	-	-	0-1	0-1	-				
Hill, R. DB	1-1	2	DNP	-	-	1-1	DNP	DNP	DNP	DNP				
Franklin, O.	1-0	1	-	-	-	-	-	-	1-0	-				
Gunn, H.	1-0	1	-	-	1-0	-	-	-	-	-				
Pipho, M.	1-0	1	-	-	-	1-0	-	-	-	-				
Graham, J.	1-0	1	-	-	-	-	-	-	1-0	-				
Thompkins, K.	0-1	1	-	-	-	-	0-1	DNP	DNP	DNP				
Cooper, G.	1-0	1	-	-	1-0	-	DNP	-	-	-				
Robinson, K. LB	0-1	1	-	-	-	-	0-1	-	-	-				
Streeter, T.	0-1	1	DNP	-	DNP	DNP	-	0-1	-	-				
McGee, B.	0-1	1	-	0-1	DNP	DNP	-	-	-	-				
Porter, C. DL	0-1	1	DNP	DNP	DNP	DNP	-	-	DNP	0-1				
Lewis, J. DL	1-0	1	DNP	DNP	DNP	DNP	DNP	1-0	-	-				

INTERCEPTIONS	Total	FSU	GT	VT	OKLA	FAMU	UCF	CLEMSON	WAKE	UVA	UNC	DUKE	USF
Phillips, R. DB	1-0	1-0	-	-	-	-	-	1-0	-	-			
Harris, B. DB	1-0	-	-	-	-	1-0	-	-	-	-			
McCarthy, C., LB	1-0	-	-	-	-	-	1-9	-	-	-			
Van Dyke, D., DB	1--5	-	-	-	-	-	-	1--5	-	-			

2009 TEAM GAME HIGHS

INDIVIDUAL GAME HIGHS

Rushes	17	Graig Cooper vs Georgia Tech (Sep 17, 2009)
		Javaris James at UCF (Oct 17, 2009)
		Graig Cooper vs Clemson (Oct 24, 2009)
Yards Rushing	162	Damien Berry vs Florida A&M (Oct 10, 2009)
TD Rushes	1	Graig Cooper at Florida State (Sep 07, 2009)
		Javaris James at Florida State (Sep 07, 2009)
		Jacory Harris at Florida State (Sep 07, 2009)
		Javaris James vs Georgia Tech (Sep 17, 2009)
		Javaris James at Virginia Tech (Sep 26, 2009)
		Damien Berry vs Florida A&M (Oct 10, 2009)
		Mike James vs Florida A&M (Oct 10, 2009)
		Lee Chambers vs Florida A&M (Oct 10, 2009)
		Javaris James at UCF (Oct 17, 2009)
		Damien Berry at UCF (Oct 17, 2009)
		Damien Berry vs Clemson (Oct 24, 2009)
		Damien Berry at Wake Forest (Oct 31, 2009)
Long Rush	50	Javaris James vs Oklahoma (Oct 03, 2009)
Pass attempts	43	Jacory Harris at Wake Forest (Oct 31, 2009)
Pass completions	22	Jacory Harris at Wake Forest (Oct 31, 2009)
Yards Passing	386	Jacory Harris at Florida State (Sep 07, 2009)
TD Passes	3	Jacory Harris vs Georgia Tech (Sep 17, 2009)
		Jacory Harris vs Oklahoma (Oct 03, 2009)
		Jacory Harris at Wake Forest (Oct 31, 2009)
Long Pass	69	Jacory Harris vs Clemson (Oct 24, 2009)
Receptions	5	LaRon Byrd vs Georgia Tech (Sep 17, 2009)
		LaRon Byrd at UCF (Oct 17, 2009)
		Leonard Hankerson vs Clemson (Oct 24, 2009)
		Leonard Hankerson at Wake Forest (Oct 31, 2009)
Yards Receiving	128	Travis Benjamin at Florida State (Sep 07, 2009)
TD Receptions	1	Graig Cooper at Florida State (Sep 07, 2009)
		Travis Benjamin at Florida State (Sep 07, 2009)
		Dedrick Epps vs Georgia Tech (Sep 17, 2009)
		LaRon Byrd vs Georgia Tech (Sep 17, 2009)
		Jimmy Graham vs Georgia Tech (Sep 17, 2009)
		Travis Benjamin vs Oklahoma (Oct 03, 2009)
		Dedrick Epps vs Oklahoma (Oct 03, 2009)
		Jimmy Graham vs Oklahoma (Oct 03, 2009)
		Jimmy Graham vs Florida A&M (Oct 10, 2009)
		Leonard Hankerson vs Florida A&M (Oct 10, 2009)
		Leonard Hankerson at UCF (Oct 17, 2009)
		Leonard Hankerson vs Clemson (Oct 24, 2009)
		Travis Benjamin vs Clemson (Oct 24, 2009)
		Travis Benjamin at Wake Forest (Oct 31, 2009)
		Aldarius Johnson at Wake Forest (Oct 31, 2009)
		Tervanus Johnson at Wake Forest (Oct 31, 2009)
Long Reception	69	Travis Benjamin vs Clemson (Oct 24, 2009)
Field Goals	3	Matt Boshier vs Clemson (Oct 24, 2009)
Long Field Goal	51	Matt Boshier vs Clemson (Oct 24, 2009)
Punts	9	Matt Boshier at Wake Forest (Oct 31, 2009)
Punting Avg	47.5	Matt Boshier vs Florida A&M (Oct 10, 2009)
Long Punt	59	Matt Boshier vs Florida A&M (Oct 10, 2009)
Long Punt Return	61	Thearon Collier vs Florida A&M (Oct 10, 2009)
Long Kickoff Return	63	Graig Cooper at Florida State (Sep 07, 2009)
Tackles	13	Colin McCarthy at Virginia Tech (Sep 26, 2009)
Sacks	2.0	Sean Spence at UCF (Oct 17, 2009)
		Allen Bailey vs Clemson (Oct 24, 2009)
		Allen Bailey at Wake Forest (Oct 31, 2009)
Tackles For Loss	3.5	Joe Joseph vs Florida A&M (Oct 10, 2009)
Interceptions	1	Randy Phillips at Florida State (Sep 07, 2009)
		Brandon Harris vs Florida A&M (Oct 10, 2009)
		Colin McCarthy at UCF (Oct 17, 2009)
		Randy Phillips vs Clemson (Oct 24, 2009)
		Demarcus Van Dyke at Wake Forest (Oct 31, 2009)

TEAM GAME HIGHS




Rushes	46	at UCF (Oct 17, 2009)
Yards Rushing	215	vs Florida A&M (Oct 10, 2009)
Yards Per Rush	5.7	vs Florida A&M (Oct 10, 2009)
TD Rushes	3	at Florida State (Sep 07, 2009)
		vs Florida A&M (Oct 10, 2009)
Pass attempts	43	at Wake Forest (Oct 31, 2009)
Pass completions	22	at Wake Forest (Oct 31, 2009)
Yards Passing	386	at Florida State (Sep 07, 2009)
Yards Per Pass	11.4	at Florida State (Sep 07, 2009)
TD Passes	3	vs Georgia Tech (Sep 17, 2009)
		vs Oklahoma (Oct 03, 2009)
		at Wake Forest (Oct 31, 2009)
Total Plays	73	at UCF (Oct 17, 2009)
Total Offense	476	at Florida State (Sep 07, 2009)
Yards Per Play	7.4	at Florida State (Sep 07, 2009)
Points	48	vs Florida A&M (Oct 10, 2009)
Sacks By	3	vs Oklahoma (Oct 03, 2009)
		vs Florida A&M (Oct 10, 2009)
First Downs	26	at UCF (Oct 17, 2009)
Penalties	12	vs Oklahoma (Oct 03, 2009)
Penalty Yards	115	vs Oklahoma (Oct 03, 2009)
Turnovers	4	vs Clemson (Oct 24, 2009)
Interceptions By	1	at Florida State (Sep 07, 2009)
		vs Florida A&M (Oct 10, 2009)
		at UCF (Oct 17, 2009)
		vs Clemson (Oct 24, 2009)
		at Wake Forest (Oct 31, 2009)

OPPONENT INDIVIDUAL GAME HIGHS

Rushes	34	Williams, R, at Virginia Tech (Sep 26, 2009)
Yards Rushing	150	Williams, R, at Virginia Tech (Sep 26, 2009)
TD Rushes	2	Williams, R, at Virginia Tech (Sep 26, 2009)
Long Rush	48	Brown, Chris, vs Oklahoma (Oct 03, 2009)
		Spiller, C, vs Clemson (Oct 24, 2009)
Pass attempts	43	Skinner, R, at Wake Forest (Oct 31, 2009)
Pass completions	29	Skinner, R, at Wake Forest (Oct 31, 2009)
Yards Passing	349	Skinner, R, at Wake Forest (Oct 31, 2009)
TD Passes	3	Parker, K, vs Clemson (Oct 24, 2009)
Long Pass	56	Nesbitt, J., vs Georgia Tech (Sep 17, 2009)
		Parker, K, vs Clemson (Oct 24, 2009)
Receptions	12	Brown, D., at Wake Forest (Oct 31, 2009)
Yards Receiving	133	Thomas, D., vs Georgia Tech (Sep 17, 2009)
TD Receptions	1	Easterling, T, at Florida State (Sep 07, 2009)
		Piurovski, C, at Florida State (Sep 07, 2009)
		Thomas, D., vs Georgia Tech (Sep 17, 2009)
		Boykin, J, at Virginia Tech (Sep 26, 2009)
		Kenney, Cameron, vs Oklahoma (Oct 03, 2009)
		ROSS, Rocky, at UCF (Oct 17, 2009)
		Spiller, C, vs Clemson (Oct 24, 2009)
		Palmer, M, vs Clemson (Oct 24, 2009)
		Ford, J, vs Clemson (Oct 24, 2009)
		Givens, C, at Wake Forest (Oct 31, 2009)
		Bohanon, T, at Wake Forest (Oct 31, 2009)
Long Reception	56	Thomas, D., vs Georgia Tech (Sep 17, 2009)
		Spiller, C, vs Clemson (Oct 24, 2009)
Field Goals	3	SCOTT, Trevor, vs Florida A&M (Oct 10, 2009)
Long Field Goal	52	Hopkins, D, at Florida State (Sep 07, 2009)
Punts	7	HOLDREN, Brandon, vs Florida A&M (Oct 10, 2009)
		CLINGAN, Blake, at UCF (Oct 17, 2009)
Punting Avg	50.4	Way, Tress, vs Oklahoma (Oct 03, 2009)
Long Punt	71	Way, Tress, vs Oklahoma (Oct 03, 2009)
Long Punt Return	51	Franks, Dominqu, vs Oklahoma (Oct 03, 2009)
Long Kickoff Return	90	Spiller, C, vs Clemson (Oct 24, 2009)
Tackles	12	GRAHAM, Alvis, vs Florida A&M (Oct 10, 2009)
Sacks	3.0	Beal, Jeremy, vs Oklahoma (Oct 03, 2009)
Tackles For Loss	3.5	HOGUE, Cory, at UCF (Oct 17, 2009)
Interceptions	2	McDaniel, D, vs Clemson (Oct 24, 2009)

OPPONENT TEAM GAME HIGHS

Rushes	55	at Virginia Tech (Sep 26, 2009)
Yards Rushing	272	at Virginia Tech (Sep 26, 2009)
Yards Per Rush	4.9	at Virginia Tech (Sep 26, 2009)
TD Rushes	2	at Virginia Tech (Sep 26, 2009)
Pass attempts	53	at Wake Forest (Oct 31, 2009)
Pass completions	35	at Wake Forest (Oct 31, 2009)
Yards Passing	408	at Wake Forest (Oct 31, 2009)
Yards Per Pass	10.9	at Wake Forest (Oct 31, 2009)
TD Passes	3	vs Clemson (Oct 24, 2009)
Total Plays	86	at Wake Forest (Oct 31, 2009)
Total Offense	555	at Wake Forest (Oct 31, 2009)
Yards Per Play	6.5	at Wake Forest (Oct 31, 2009)
Points	40	vs Clemson (Oct 24, 2009)
Sacks By	6	at UCF (Oct 17, 2009)
First Downs	33	at Wake Forest (Oct 31, 2009)
Penalties	8	vs Georgia Tech (Sep 17, 2009)
		at Wake Forest (Oct 31, 2009)
Penalty Yards	79	vs Oklahoma (Oct 03, 2009)
Turnovers	4	at Wake Forest (Oct 31, 2009)
Interceptions By	3	vs Clemson (Oct 24, 2009)

MIAMI HURRICANES **FLORIDA STATE SEMINOLES**

38 **34**

MONDAY, SEPT. 7, 2009 - DOAK CAMPBELL STADIUM

Tallahassee, Fla. (AP) - Sophomore quarterback Jacory Harris threw for 386 yards - including a 40-yard pass over double coverage to Travis Benjamin, setting up Graig Cooper's 3-yard touchdown run with 1:53 left - and led the Hurricanes past No. 18 Florida State 38-34 in a wild, back-and-forth game on Labor Day night.

Florida State got to the Miami 2 with 14 seconds left. But Christian Ponder threw three straight incompletions, the last coming on a ball that Jamron Fortson nearly caught in the end zone on the game's final play, and Miami escaped.

Harris completed 21 of 34 passes for two touchdowns and two interceptions. He got hurt on the second of those turnovers; Harris was drilled by blitzing cornerback Greg Reid and his throw on that play resulted in nothing more than a pop fly that Markus White ran back 31 yards for a 31-24 Florida State lead with 11:45 remaining.

Harris connected with Cooper for a 24-yard score to tie the game at 31, and after Florida State took the lead again on Dustin Hopkins' 45-yard field goal with 4:11 left, the 'Canes went back to work. They went 59 yards in six plays, Harris' perfect lob to Benjamin accounting for most of them, and Cooper plowed in for the go-ahead score.

Score by Quarters	1	2	3	4	Score
Miami (Fla.)	7	7	3	21	38
Florida State	7	3	13	11	34

SCORING SUMMARY:

Qtr	Time	Team	Scoring play	Conversion	Plays-Yds	TOP	UM	FSU
1st	12:02	UM	Travis Benjamin 39 yd pass from Jacory Harris (Matt Bosher kick)		6-66	2:58	7	0
	04:55	FS	Piurowski, C 10 yd pass from Ponder, C (Hopkins, D kick)		13-67	7:03	7	7
2nd	02:50	FS	Hopkins, D 52 yd field goal		9-64	4:28	7	10
	00:42	UM	Javaris James 6 yd run (Matt Bosher kick)		7-75	2:00	14	10
3rd	12:01	FS	Ponder, C 9 yd run (Hopkins, D kick failed)		6-46	2:51	14	16
	04:57	FS	Easterling, T 21 yd pass from Ponder, C (Hopkins, D kick)		7-82	3:05	14	23
	03:12	UM	Matt Bosher 18 yd field goal		5-28	1:34	17	23
4th	13:43	UM	Jacory Harris 1 yd run (Matt Bosher kick)		5-61	2:45	24	23
	11:45	FS	White, M 31 yd interception return (Goodman, R pass from Ponder, C)				24	31
	07:14	UM	Graig Cooper 24 yd pass from Jacory Harris (Matt Bosher kick)		10-73	4:19	31	31
	04:11	FS	Hopkins, D 45 yd field goal		7-43	3:00	31	34
	01:53	UM	Graig Cooper 3 yd run (Matt Bosher kick)		6-59	2:12	38	34

Attendance: 81077

TEAM STATISTICS




	UM	FSU
FIRST DOWNS	22	21
RUSHES-YARDS (NET)	30-90	30-110
PASSING YDS (NET)	386	294
Passes Att-Comp-Int	34-21-2	41-24-1
TOTAL OFFENSE PLAYS-YARDS	64-476	71-404
Fumble Returns-Yards	0-0	0-0
Punt Returns-Yards	3-7	0-0
Kickoff Returns-Yards	6-181	7-129
Interception Returns-Yards	1-0	2-31
Punts (Number-Avg)	4-41.2	4-39.5
Fumbles-Lost	0-0	1-1
Penalties-Yards	9-74	5-35
Possession Time	28:35	31:25
Third-Down Conversions	5 of 13	6 of 15
Fourth-Down Conversions	1 of 1	1 of 1
Red-Zone Scores-Chances	4-4	2-3
Sacks By: Number-Yards	2-17	1-8

INDIVIDUAL STATISTICS

RUSHING: Miami (Fla.)-Javaris James 11-36; Graig Cooper 7-31; Thearon, Collier 2-13; Lee Chambers 5-10; Travis Benjamin 1-5; TEAM 1-minus 2; Jacory Harris 3-minus 3. Florida State Jones, T 14-59; Ponder, C 8-28; Givens, L 1-13; Thomas, J 7-10.

PASSING: Miami (Fla.)-Jacory Harris 21-34-2-386. Florida State-Ponder, C 24-41-1-294.

RECEIVING: Miami (Fla.)-Travis Benjamin 4-128; Leonard Hankerson 4-72; Aldarius Johnson 3-48; Javaris James 3-35; Dedrick Epps 2-46; Thearon, Collier 2-28; Graig Cooper 2-24; Mike James 1-5. Florida State-Goodman, R 5-82; Reed, B 5-63; Fortson, J 3-53; Piurowski, C 3-33; Owens, R 3-31; Easterling, T 2-21; Thomas, J 2-7; Reliford, B 1-4.

MIAMI HURRICANES **GEORGIA TECH YELLOW JACKETS**

33 **17**

THURSDAY, SEPT. 17, 2009 - LAND SHARK STADIUM

Miami Gardens, Fla. (AP) - Miami quarterback Jacory Harris raised some eyebrows this week when he suggested the Hurricanes' offense couldn't be stopped. Georgia Tech did nothing to disprove that theory. Cool and in control throughout, Harris completed 20 of 25 passes for 270 yards and three touchdowns, and the 20th-ranked Hurricanes put an emphatic end to a four-game losing streak against No. 14 Georgia Tech with a 33-17 victory Thursday night.

Miami (2-0, 2-0 Atlantic Coast Conference) matched its best league start since 2004, outgained Georgia Tech 453-228 and set up a Coastal Division showdown at Virginia Tech on Sept. 26. Graig Cooper ran for 93 yards, Javaris James rushed for 72 more and a touchdown, and LaRon Byrd caught five passes for 83 yards and another score. Georgia Tech (2-1, 1-1) blew Miami out a year ago, dooming the Hurricanes' conference title hopes by rushing for 472 yards. This time, Miami handled the triple option with relative ease, holding the Yellow Jackets to 95 yards rushing -- nearly half of those on the game's first drive.

Harris led Miami to scores on its first three possessions, the Hurricanes led 24-3 early in the third quarter after James scored from 3 yards out to cap a 60-yard, six-play drive, and the Hurricanes sauntered off celebrating their most significant win in years.

The Yellow Jackets ran for 45 yards on that drive--and managed only 42 more the rest of the half. Meanwhile, Harris was the picture of cool, setting the tone for the Miami sideline.

He used seven receivers in the first half alone, the Hurricanes scored on their first three possessions and the big-play capability that Miami flashed against Florida State continued, with nine gains of at least 10 yards in the opening two quarters. A 35-yard pass to Leonard Hankerson was immediately followed by a 40-yard toss to Byrd for Miami's first touchdown. Dedrick Epps caught a 13-yarder for a 14-3 lead early in the second quarter, and Matt Bosher connected on a 34-yard field goal with 5:45 left in the half.

Score by Quarters	1	2	3	4	Score
Georgia Tech	3	0	7	7	17
Miami (Fla.)	7	10	16	0	33

SCORING SUMMARY:

Qtr	Time	Team	Scoring play	Conversion	Plays-Yds	TOP	GT	UM
1st	08:09	GT	Blair,S. 32 yd field goal		13-45	6:51	3	0
	06:30	UM	LaRon Byrd 40 yd pass from Jacory Harris (Matt Bosher kick)		4-75	1:39	3	7
2nd	13:33	UM	Dedrick Epps 13 yd pass from Jacory Harris (Matt Bosher kick)		13-71	5:54	3	14
	05:45	UM	Matt Bosher 34 yd field goal		8-61	3:29	3	17
3rd	11:50	UM	Javaris James 3 yd run (Matt Bosher kick)		6-60	3:10	3	24
	08:07	GT	Allen,A. 3 yd run (Blair,S. kick)		7-60	3:43	10	24
	03:08	UM	Jimmy Graham 14 yd pass from Jacory Harris (Matt Bosher kick)		9-52	4:59	10	31
	00:32	UM	TEAM safety				10	33
4th	08:37	GT	Thomas,D. 56 yd pass from Nesbitt,J. (Blair,S. kick)		4-80	2:17	17	33

Attendance: 45329

TEAM STATISTICS

	GT	UM
FIRST DOWNS	12	21
RUSHES-YARDS (NET)	39-95	39-184
PASSING YDS (NET)	133	270
Passes Att-Comp-Int	15-6-0	25-20-0
TOTAL OFFENSE PLAYS-YARDS	54-228	64-454
Fumble Returns-Yards	0-0	0-0
Punt Returns-Yards	0-0	1-14
Kickoff Returns-Yards	4-111	4-119
Interception Returns-Yards	0-0	0-0
Punts (Number-Avg)	3-45.7	1-41.0
Fumbles-Lost	3-0	0-0
Penalties-Yards	8-44	9-74
Possession Time	26:25	33:35
Third-Down Conversions	6 of 14	8 of 13
Fourth-Down Conversions	0 of 2	0 of 0
Red-Zone Scores-Chances	2-3	4-6
Sacks By: Number-Yards	0-0	2-8




INDIVIDUAL STATISTICS

RUSHING: Georgia Tech-Allen,A. 6-42; Nesbitt,J. 14-29; Jones,R. 6-18; Wright, M. 3-7; Dwyer,J. 5-7; Cox,L. 2-6; Lyons,P. 1-6; Peeples,E. 1-3; Team 1-minus 23.

Miami (Fla.)-Graig Cooper 17-93; Javaris James 14-72; Travis Benjamin 1-13; Lee Chambers 2-12; Jacory Harris 1-0; TEAM 4-minus 6.

PASSING: Georgia Tech-Nesbitt,J. 6-15-0-133. Miami (Fla.)-Jacory Harris 20-25-0-270.

RECEIVING: Georgia Tech-Thomas,D. 6-133. Miami (Fla.)-LaRon Byrd 5-83; Dedrick Epps 3-37; Graig Cooper 3-32; Travis Benjamin 3-29; Javaris James 2-12; Leonard Hankerson 1-35; Jimmy Graham 1-14; Tervaris Johnson 1-14; Patrick Hill 1-14.

MIAMI HURRICANES
7

VIRGINIA TECH HOKIES
31

SATURDAY, SEPT. 26, 2009 - LANE STADIUM

Blacksburg, Va. (AP) - No. 11 Virginia Tech harassed Hurricane quarterback Jacory Harris en route to a 31-7 defeat of No. 9 Miami in a downpour. Miami, ranked in the top 10 for the first since 2005, had a chance to take a commanding lead in the ACC's Coastal Division. Instead, Virginia Tech (3-1, 1-0 Atlantic Coast Conference), Miami's third consecutive ranked opponent, cooled off the Hurricanes. Ryan Williams' 2-yard run 5:14 into the game capped an 11-yard drive for Virginia Tech. Harris finished 9-for-25 for 150 yards and was sacked three times.

Virginia Tech also took the wraps off Tyrod Taylor, and he combined with Williams for most of the Hokies 272 rushing yards on the rain-soaked turf at sold-out Lane Stadium. Williams ran for 150 yards, and Taylor finished with 75. From the start, it looked like the Hokies' day as a steady and chilling rain fell. Helped by a blocked punt that was returned for a touchdown, several fortunate bounces and one big defensive stop, the Hokies led 21-0 by halftime and Miami never threatened.

The Hokies muffed one punt early in the first quarter and had another glance off a player's leg deep in their own territory, but recovered both. They also botched a snap on a punt of their own, giving Miami possession at the Tech 23, but a false start penalty, a rush for a loss of 2 and a sack for minus-9 forced the Hurricanes to punt it away.

Harris and the Hurricanes did drive 46 yards in five plays for a touchdown just 1:43 into the third quarter, pulling them within 21-7. After Miami forced the Hokies to punt, they drove to the Virginia Tech 30 with a chance to make the quieting crowd really nervous.

Instead, with the help of two drops by Jimmy Graham, Miami faced a fourth-and-13 from the 33, went for it and Harris' 9-yard completion to Dedrick Epps came up four yards short. The Hokies then drove for Matt Waldron's 22-yard field goal and it was 24-7.

Score by Quarters	1	2	3	4	Score
Miami (Fla.)	0	0	7	0	7
Virginia Tech	14	7	3	7	31

SCORING SUMMARY:

Qtr	Time	Team	Scoring play	Conversion	Plays-Yds	TOP	UM	VT
1st	09:46	VT	Williams, R 2 yd run	(Waldron, M kick)	3-11	1:11	0	7
	04:46	VT	Boykin, J 48 yd pass from Taylor, T	(Waldron, M kick)	7-89	3:30	0	14
2nd	04:39	VT	Reidy, M 1 yd blocked punt return	(Waldron, M kick)				0 21
3rd	13:17	UM	Javarris James 1 yd run	(Matt Bosher kick)	5-46	1:43	7	21
	03:49	VT	Waldron, M 22 yd field goal		10-70	4:47	7	24
4th	12:16	VT	Williams, R 1 yd run	(Waldron, M kick)	5-25	2:21	7	31

Attendance: 66233




TEAM STATISTICS	UM	VT
FIRST DOWNS	12	17
RUSHES-YARDS (NET)	34-59	55-272
PASSING YDS (NET)	150	98
Passes Att-Comp-Int	25-9-1	9-4-0
TOTAL OFFENSE PLAYS-YARDS	59-209	64-370
Fumble Returns-Yards	0-0	1-4
Punt Returns-Yards	2-9	3-18
Kickoff Returns-Yards	5-99	2-28
Interception Returns-Yards	0-0	1-28
Punts (Number-Avg)	7-35.6	5-40.2
Fumbles-Lost	3-1	2-1
Penalties-Yards	5-45	6-49
Possession Time	26:40	33:20
Third-Down Conversions	1 of 11	5 of 14
Fourth-Down Conversions	1 of 3	0 of 2
Red-Zone Scores-Chances	1-2	3-4
Sacks By: Number-Yards	0-0	3-28

INDIVIDUAL STATISTICS

RUSHING: Miami (Fla.)- Graig Cooper 11-55; Javarris James 14-35; Mike James 4-3; Thearon, Collier 1-minus 6; Jacory Harris 4-minus 28. **Virginia Tech** -Williams, R 34-150; Taylor, T 10-75; Oglesby, J 4-48; Roberts, D 2-12; Wilson, D 4-9; Team 1-minus 22.

PASSING: Miami (Fla.)-Jacory Harris 9-25-1-150. **Virginia Tech** -Taylor, T 4-9-0-98.

RECEIVING: Miami (Fla.)-LaRon Byrd 4-58; Leonard Hankerson 3-79; Dedrick Epps 2-13. **Virginia Tech** -Williams, R 2-40; Boykin, J 1-48; Boone, G 1-10.

MIAMI HURRICANES
21

OKLAHOMA SOONERS
20

SATURDAY, OCT. 3, 2009 - LAND SHARK STADIUM

Miami Gardens, Fla. (AP) - Once Jacory Harris settled down and Miami's defense got rolling, the Hurricanes found the right combination for their biggest win in years.

And for Sam Bradford-less Oklahoma, it was just another frustrating trip to South Florida. Harris survived a shaky start to throw three touchdown passes, Javarris James ran for a career-high 150 yards against the nation's top rush defense, and No. 17 Miami knocked off No. 8 Oklahoma 21-20 - in what will join some games from the 1980s as another Hurricanes-Sooners classic. With Oklahoma's reigning Heisman Trophy-winning quarterback watching from the sideline, still out with a right shoulder injury, Miami (3-1) scored 21 straight points to take control.

Oklahoma led 10-0 early, significant because for nearly seven years, that's been automatic doom for Sooners foes. Oklahoma had won 40 straight when scoring at least the game's first 10 points, dating to Nov. 9, 2002.

Not this time.

This one almost certainly ended any Sooners national title hopes, too. Landry Jones threw for 188 yards and DeMarco Murray and Chris Brown combined to rush for 151 more for Oklahoma (2-2).

Score by Quarters	1	2	3	4	Score
Oklahoma	7	3	7	3	20
Miami (Fla.)	0	7	14	0	21

SCORING SUMMARY:

Qtr	Time	Team	Scoring play	Conversion	Plays-Yds	TOP	OU	UM
1st	10:34	OU	Kennedy, Cameron 16 yd pass from Jones, Landry(Stevens, Jimmy kick)		8-84	2:27	7	0
2nd	11:39	OU	Stevens, Jimmy 21 yd field goal		11-95	5:04	10	0
	08:20	UM	Jimmy Graham 18 yd pass from Jacory Harris (Matt Bosher kick)		6-91	3:19	10	7
3rd	14:21	UM	Dedrick Epps 11 yd pass from Jacory Harris (Matt Bosher kick)		1-11	0:05	10	14
	06:54	UM	Travis Benjamin 38 yd pass from Jacory Harris (Matt Bosher kick)		8-73	3:40	10	21
	03:43	OU	Murray, DeMarco 2 yd run (Stevens, Jimmy kick)		9-81	3:11	17	21
4th	04:18	OU	Stevens, Jimmy 39 yd field goal		8-26	3:43	20	21

Attendance: 66233


TEAM STATISTICS	OU	UM
FIRST DOWNS	21	21
RUSHES-YARDS (NET)	42-153	32-140
PASSING YDS (NET)	188	202
Passes Att-Comp-Int	30-18-0	28-19-2
TOTAL OFFENSE PLAYS-YARDS	72-341	60-342
Fumble Returns-Yards	0-0	0-0
Punt Returns-Yards	1-51	2-3
Kickoff Returns-Yards	4-69	5-114
Interception Returns-Yards	2-12	0-0
Punts (Number-Avg)	5-50.4	5-45.8
Fumbles-Lost	2-1	1-0
Penalties-Yards	7-79	12-115
Possession Time	29:17	30:43
Third-Down Conversions	5 of 15	8 of 13
Fourth-Down Conversions	1 of 2	0 of 0
Red-Zone Scores-Chances	3-3	2-3
Sacks By: Number-Yards	4-32	3-17

INDIVIDUAL STATISTICS


RUSHING: Oklahoma-Murray, DeMarco 23-80; Brown, Chris 11-71; Madu, Mossis 3-17;Whitson, Carter 1-2; Jones, Landry 4-minus 17. **Miami (Fla.)**-Javarris James 15-150; Graig Cooper 8-21; Mike James 1-3; Travis Benjamin 1-1; TEAM 3-minus 5; Jacory Harris 4-minus 30.

PASSING: Oklahoma-Jones, Landry 18-30-0-188. **Miami (Fla.)**-Jacory Harris 19-28-2-202.

RECEIVING: Oklahoma-Kennedy, Cameron 6-72; Caleb, Brandon 4-26; Murray, DeMarco 2-21; Madu, Mossis 2-10; Broyles, Ryan 1-37; Tennell, Adron 1-9; Eldridge, Brody 1-9; Hanna, James 1-4. **Miami (Fla.)**-Aldarius Johnson 4-45; Travis Benjamin 3-61; Dedrick Epps 3-38; LaRon Byrd 2-12; Jimmy Graham 1-18; Tervaris Johnson 1-10; Mike James 1-7; Javarris James 1-4; Thearon, Collier 1-3; Graig Cooper 1-3; Leonard Hankerson 1-1.



MIAMI HURRICANES
48



FLORIDA A&M RATTLEERS
16

SATURDAY, OCT. 10, 2009 - LAND SHARK STADIUM

Miami Gardens, Fla. (AP) - Already trailing the Miami Hurricanes by three touchdowns, Florida A&M tried lining up on defense with 13 players.

That didn't work either. The referee threw a flag and sent two Rattlers to the sideline, and four plays later the Hurricanes scored another touchdown en route to a 48-16 victory. Jacory Harris led No. 11 Miami to 31 points playing only the first half, and the Hurricanes (4-1) made the most of the mismatch facing an unranked team for the first time this season. Florida A&M (4-1) lost to Miami for the seventh time in a row.

Fourth-string Hurricanes halfback Damien Berry, a former safety, carried for the first time in his career and gained 162 yards in 14 attempts, including a 35-yard touchdown. Two long kick returns helped Miami take a 17-3 lead after 14 minutes, and Thearon Collier scored on a 61-yard punt runback in the second half. Harris went 16 for 24 for 217 yards, including touchdown passes of 5 and 7 yards. In the first half the Hurricanes totaled 303 yards and built a 31-3 lead, moving the ball so effectively an official had to stop the clock when the sideline chains broke. Harris was intercepted twice, once in the end zone, but Miami didn't punt until he was replaced by A.J. Highsmith. The true freshman made his college debut to start the second half and went 3 for 3 for 38 yards while directing two scoring drives. Six Hurricanes scored a touchdown apiece, and 12 caught at least one pass. Florida A&M's Curtis Pulley threw for 144 yards, ran for 81 and scored on a 26-yard run. Pulley completed a 27-yard pass to Adrian Smith on the first play from scrimmage, and the Rattlers moved 59 yards before settling for a field goal.

Score by Quarters	1	2	3	4	Score
Florida A&M	3	0	10	3	16
Miami (Fla.)	17	14	10	7	48

SCORING SUMMARY:

Qtr	Time	Team	Scoring play	Conversion	Plays-Yds	TOP	FAMU	UM
1st	10:16	FAMU	SCOTT,Trevor 32 yd field goal		9-59	4:44	3	0
	08:13	UM	Hankerson 5 yd pass from Jacory Harris	(Matt Boshier kick)	6-55	2:03	3	7
	05:34	UM	Matt Boshier 20 yd field goal		5-23	1:31	3	10
	01:19	UM	Jimmy Graham 7 yd pass from Jacory Harris	(Matt Boshier kick)	4-37	1:14	3	17
2nd	11:56	UM	Mike James 5 yd run	(Matt Boshier kick)	6-75	1:44	3	24
	06:03	UM	Lee Chambers 2 yd run	(Matt Boshier kick)	9-78	4:39	3	31
3rd	09:58	FAMU	SCOTT,Trevor 34 yd field goal		7-47	2:55	6	31
	05:12	UM	Thearon Collier 61 yd punt return	(Matt Boshier kick)			6	38
	03:40	FAMU	PULLEY,Curtis 26 yd run	(SCOTT,Trevor kick)	4-55	1:32	13	38
	01:23	UM	Matt Boshier 33 yd field goal		5-39	2:17	13	41
4th	10:33	FAMU	SCOTT,Trevor 21 yd field goal		12-66	5:50	16	41
	09:20	UM	Damien Berry 35 yd run	(Matt Boshier kick)	2-89	1:13	16	48

Attendance: 47859

TEAM STATISTICS


	FAMU	UM
FIRST DOWNS	14	24
RUSHES-YARDS (NET)	35-118	38-215
PASSING YDS (NET)	144	255
Passes Att-Comp-Int	25-10-1	27-19-2
TOTAL OFFENSE PLAYS-YARDS	60-262	65-470
Fumble Returns-Yards	0-0	0-0
Punt Returns-Yards	-1-15	7-114
Kickoff Returns-Yards	9-191	4-115
Interception Returns-Yards	2-54	1-0
Punts (Number-Avg)	7-36.6	2-47.5
Fumbles-Lost	1-0	1-0
Penalties-Yards	7-68	5-26
Possession Time	30:55	29:05
Third-Down Conversions	4 of 14	5 of 13
Fourth-Down Conversions	0 of 0	1 of 2
Red-Zone Scores-Chances	3-3	6-8
Sacks By: Number-Yards	2-9	3-20

INDIVIDUAL STATISTICS


RUSHING: Florida A&M-PULLEY,Curtis 17-81; SYLVESTER,Phili 12-24; HENRY,Demitric 4-12; BENSON,Mykel 1-1; ROCKER,Eddie 1-0. **Miami (Fla.)**-Damien Berry 14-162; Lee Chambers 16-38; Mike James 4-14; John Calhoun 1-6; Javarris James 1-4; A.J. Highsmith 1-minus 2; Jacory Harris 1-minus 7.

PASSING: Florida A&M-PULLEY,Curtis 10-25-1-144. **Miami (Fla.)**-Jacory Harris 16-24-2-217; A.J. Highsmith 3-3-0-38.

RECEIVING: Florida A&M-ELLIOTT,Kevin 3-57; SMITH,Adrian 3-55; HENRY,Demitric 2-31; PURCELL,Max 1-6; SYLVESTER,Phili 1-minus 5. **Miami (Fla.)**-Tommy Streeter 3-55; Mike James 3-26; Leonard Hankerson 2-42; Aldarius Johnson 2-31; LaRon Byrd 2-20; Thearon Collier 1-28; Kendal Thompkins 1-18; Travis Benjamin 1-16; Jimmy Graham 1-7; Damien Berry 1-5; John Calhoun 1-4; Javarris James 1-3.



MIAMI HURRICANES
27



UCF KNIGHTS
7

SATURDAY, OCT. 17, 2009 - BRIGHT HOUSE NETWORKS STADIUM

Orlando, Fla. (AP) - By the end, about 5,000 fans were all that remained from the biggest crowd ever to see a game in Central Florida's stadium. Seemed like all of them were from Miami. Jacory Harris survived six sacks to complete 20 of 26 passes for 293 yards and a touchdown, Javarris James rushed for another score on the way to topping the 2,000-yard mark for his career, and No. 9 Miami methodically pulled away to beat Central Florida 27-7 on Saturday night. Damien Berry added a fourth-quarter touchdown run for the Hurricanes (5-1), who matched their best start since 2005. Brett Hodges threw for 163 yards for UCF (3-3), but the team's top rusher - Brynn Harvey, who was coming off a 219-yard effort against Memphis - was held to 25 yards on 12 carries.

UCF had chances, none better than getting the ball at the Miami 2 midway through the third quarter after a snap sailed over Miami punter Matt Boshier's head. Boshier retreated and kicked the ball soccer-style out of the end zone, which turned out to be brilliant. On third-and-goal from the 6, Jared Campbell got to Hodges just as his arm was going forward, the easy pop fly was intercepted by Miami linebacker Colin McCarthy, and the Hurricanes knew they just dodged a bullet.

Boshier kicked a 46-yard field goal on the ensuing drive, putting Miami up 20-7.

James finished with 65 yards on 17 carries, giving him 2,032 for his career. He's seventh all-time at Miami but still No. 2 in the family; cousin Edgerrin James rushed for 2,960, topped only by Otis Anderson's 3,331.

Score by Quarters	1	2	3	4	Score
Miami (Fla.)	7	3	10	7	27
UCF	0	0	7	0	7

SCORING SUMMARY:

Qtr	Time	Team	Scoring play	Conversion	Plays-Yds	TOP	UM	UCF
1st	01:46	UM	Leonard Hankerson 23 yd pass from J. Harris	(Matt Boshier kick)	8-80	3:44	7	0
2nd	09:47	UM	Matt Boshier 31 yd field goal		9-35	3:55	10	0
3rd	13:18	UM	Javarris James 5 yd run	(Matt Boshier kick)	3-51	0:43	17	0
	09:15	UCF	ROSS, Rocky 8 yd pass from HODGES, Brett	(CATTOL, Nick kick)	9-80	3:59	17	7
	01:56	UM	Matt Boshier 46 yd field goal		8-52	4:15	20	7
4th	10:46	UM	Damien Berry 3 yd run	(Matt Boshier kick)	9-61	4:40	27	7

Attendance: 48453

TEAM STATISTICS

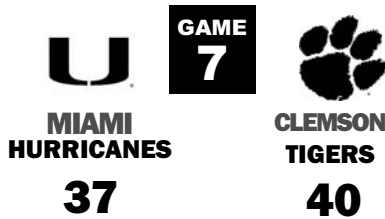
	UM	UCF
FIRST DOWNS	26	11
RUSHES-YARDS (NET)	46-70	24-53
PASSING YDS (NET)	293	176
Passes Att-Comp-Int	27-20-0	31-13-1
TOTAL OFFENSE PLAYS-YARDS	73-363	55-229
Fumble Returns-Yards	0-0	0-0
Punt Returns-Yards	2-19	1-2
Kickoff Returns-Yards	2-26	6-126
Interception Returns-Yards	1-9	0-0
Punts (Number-Avg)	4-33.2	7-35.4
Fumbles-Lost	1-0	1-0
Penalties-Yards	6-32	3-30
Possession Time	37:13	22:47
Third-Down Conversions	6 of 13	6 of 15
Fourth-Down Conversions	0 of 1	0 of 0
Red-Zone Scores-Chances	3-3	1-3
Sacks By: Number-Yards	2-20	6-41

INDIVIDUAL STATISTICS

RUSHING: Miami (Fla.) -Javarris James 17-65; Damien Berry 14-60; Lee Chambers 3-15; Mike James 1-1; Travis Benjamin 2-minus 2; Jacory Harris 7-minus 34; TEAM 2-minus 35. **UCF** -HARVEY, Brynn 12-25; MCDUFFIE, Q. 3-21; GUYTON, A.J. 1-14; NEWSOME, Jamar 2-5; WEAVER, Ronnie 2-5; CALABRESE, Rob 1-1; HODGES, Brett 3-minus 18.

PASSING: Miami (Fla.) -Jacory Harris 20-26-0-293; Graig Cooper 0-1-0-0. **UCF** -HODGES, Brett 12-27-1-163; CALABRESE, Rob 1-4-0-13.

RECEIVING: Miami (Fla.) -LaRon Byrd 5-85; Leonard Hankerson 4-64; Travis Benjamin 4-46; Jimmy Graham 2-42; Thearon Collier 1-28; Tommy Streeter 1-12; Mike James 1-9; Dedrick Epps 1-5; Damien Berry 1-2. **UCF**-NEWSOME, Jamar 3-56; KAY, Ricky 2-28; GIOVANETTI, B. 2-23; ROSS, Rocky 2-12; AIKEN, Kamar 1-35; KELLY, Brendan 1-13; WATTERS, Brian 1-11; HARVEY, Brynn 1-minus 2.



SATURDAY, OCT. 24, 2009 - LAND SHARK STADIUM

Miami Gardens, Fla. (AP) - Kyle Parker threw a 26-yard touchdown pass to Jacoby Ford in overtime, giving Clemson a 40-37 win over No. 8 Miami on Saturday night.

Matt Boshier kicked a 22-yard field goal on Miami's overtime possession, but on third-and-11, Parker's third TD pass of the night gave the Tigers (4-3, 3-2 Atlantic Coast Conference) their first win over a ranked opponent in nine games -- and dealt Miami's ACC hopes a serious blow. C.J. Spiller had a 90-yard kickoff return and a school-record 310 all-purpose yards for Clemson.

Jacory Harris threw for two touchdowns for Miami (5-2, 2-2), but also threw three interceptions.

Since the start of the 1985 season, Miami is 136-2 when scoring 34 or more points.

The Hurricanes could have had fourth-and-goal from inside the Clemson 1 in OT after the Tigers were offside on Boshier's third field goal of the game. But they kept the points on the board, turning it over to the defense.

And Parker--who picked apart the middle of the field all day--found Ford, a South Florida native, for the winning score. Parker finished 25 of 37 for 326 yards.

It was the third meeting of these teams since Miami joined the ACC; all three went to overtime, and all three have been won by the road team.

Score by Quarters	1	2	3	4	OT	Score
Clemson	0	14	10	10	6	40
Miami (Fla.)	0	10	14	10	3	37

SCORING SUMMARY:

Qtr	Time	Team	Scoring play	Conversion	Plays-Yds	TOP	CU	UM
2nd	13:54	UM	Matt Boshier 49 yd field goal		8-33	4:21	0	3
	05:21	CU	Palmer, M 15 yd pass from Parker, K	(Jackson, R kick)	11-72	4:12	7	3
	00:57	UM	Damien Berry 23 yd ru/n	(Matt Boshier kick)	10-80	4:24	7	10
	00:46	CU	Spiller, C 90 yd kickoff return	(Jackson, R kick)			14	10
3rd	10:52	UM	Leonard Hankerson 5 yd pass from J. Harris	(Matt Boshier kick)	9-80	4:08	14	17
	05:49	CU	Spiller, C 56 yd pass from Parker, K	(Jackson, R kick)	3-73	1:21	21	17
	04:43	UM	Marcus Robinson 53 yd fumble recovery	(Matt Boshier kick)			21	24
	00:44	CU	Jackson, R 43 yd field goal		10-48	3:59	24	24
4th	11:42	UM	Matt Boshier 51 yd field goal		8-46	4:02	24	27
	09:40	CU	McDaniel, D 23 yd interception return	(Jackson, R kick)			31	27
	09:20	UM	Travis Benjamin 69 yd pass from Jacory Harris	(Matt Boshier kick)	1-69	0:20	31	34
	00:05	CU	Jackson, R 30 yd field goal		10-47	3:18	34	34
OT	15:00	UM	Matt Boshier 22 yd field goal		8-0	0:00	34	37
	15:00	CU	Ford, J 26 yd pass from Parker, K		8-0	0:00	40	37

Attendance: 48453

TEAM STATISTICS

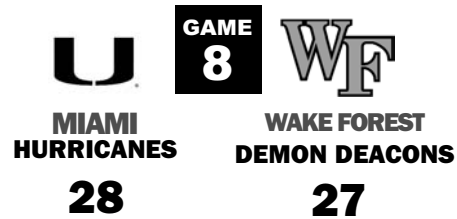
	CU	UM
FIRST DOWNS	22	18
RUSHES-YARDS (NET)	34-84	35-177
PASSING YDS (NET)	326	256
Passes Att-Comp-Int	37-25-1	27-17-3
TOTAL OFFENSE PLAYS-YARDS	71-410	62-433
Fumble Returns-Yards	0-0	1-53
Punt Returns-Yards	0-0	1-3
Kickoff Returns-Yards	7-173	3-59
Interception Returns-Yards	3-50	1-0
Punts (Number-Avg)	3-45.3	3-46.3
Fumbles-Lost	3-2	2-1
Penalties-Yards	4-39	11-79
Possession Time	31:44	28:16
Third-Down Conversions	7 of 14	8 of 14
Fourth-Down Conversions	1 of 1	0 of 0
Red-Zone Scores-Chances	3-4	1-1
Sacks By: Number-Yards	3-19	2-38

INDIVIDUAL STATISTICS

RUSHING: Clemson-Spiller, C 14-81; Harper, J 6-19; Ford, J 2-16; Ellington, A 6-12; TEAM 1-minus 2; Parker, K 5-minus 42. **Miami (Fla.)**-Graig Cooper 17-99; Javarris James 6-56; Damien Berry 8-55; Travis Benjamin 1-minus 14; Jacory Harris 3-minus 19.

PASSING: Clemson-Parker, K 25-37-1-326. **Miami (Fla.)**-Jacory Harris 17-27-3-256.

RECEIVING: Clemson-Spiller, C 6-104; Palmer, M 5-74; Allen, D 4-36; Ellington, A 3-25; Ford, J 2-37; Ashe, T 2-26; Harper, J 2-9; Dye, X 1-15. **Miami (Fla.)**-Leonard Hankerson 5-87; Travis Benjamin 3-82; Thearon Collier 3-36; Dedrick Epps 2-27; LaRon Byrd 1-15; Jimmy Graham 1-8; Graig Cooper 1-4; Mike James 1-minus 3.



SATURDAY, OCT. 24, 2009 - LAND SHARK STADIUM

Winston-Salem, N.C. (AP) - Jacory Harris threw a 13-yard touchdown pass to Travis Benjamin with 1:08 left, and No. 18 Miami rallied to beat Wake Forest 28-27 on Saturday.

Harris threw for 330 yards and three touchdowns for the Hurricanes (6-2, 3-2 ACC), who trailed 27-14 going into the fourth quarter. Miami took advantage of a muffed punt to score a touchdown, then took its first lead when Harris directed an 82-yard scoring drive in the final minutes that ended with Benjamin's diving catch near the left pylon.

Riley Skinner threw for 349 yards and two touchdowns for the Demon Deacons (4-5, 2-3), but may have sustained a concussion when he took a hard hit on a keeper that ripped off his helmet with about 6 1/2 minutes left. The four-year starter sat out the rest of the game, watching backup Ryan McManus direct Wake Forest's desperate final drive.

Score by Quarters	1	2	3	4	Score
Miami (Fla.)	0	14	0	14	28
Wake Forest	10	10	7	0	27

SCORING SUMMARY:

Qtr	Time	Team	Scoring play	Conversion	Plays-Yds	TOP	UM	WF
1st	09:16	WF	Newman, J 23 yd field goal		9-78	4:10	0	3
	02:23	WF	Bohanon, T 3 yd pass from Skinner, R	(Newman, J kick)	8-75	4:02	0	10
2nd	10:36	WF	Skinner, R 7 yd run	(Newman, J kick)	10-80	4:55	0	17
	09:08	UM	Aldarius Johnson 35 yd pass from Jacory Harris	(Matt Boshier kick)	5-67	1:28	7	17
	00:42	WF	Newman, J 42 yd field goal		8-49	2:30	7	20
	00:03	UM	Damien Berry 3 yd run	(Matt Boshier kick)	5-64	0:39	14	20
3rd	05:38	WF	Givens, C 44 yd pass from Skinner, R	(Newman, J kick)	9-77	2:29	14	27
4th	11:47	UM	Tervaris Johnson 2 yd pass from Jacory Harris	(Matt Boshier kick)	1-2	0:06	21	27
	01:08	UM	Travis Benjamin 13 yd pass from Jacory Harris	(Matt Boshier kick)	9-82	1:32	28	27

Attendance: 30011

TEAM STATISTICS

	UM	WF
FIRST DOWNS	19	33
RUSHES-YARDS (NET)	21-26	33-147
PASSING YDS (NET)	330	408
Passes Att-Comp-Int	43-22-1	53-35-1
TOTAL OFFENSE PLAYS-YARDS	64-356	86-555
Fumble Returns-Yards	0-0	0-0
Punt Returns-Yards	0-0	1-12
Kickoff Returns-Yards	4-82	4-84
Interception Returns-Yards	1-5	1-0
Punts (Number-Avg)	9-43.0	4-41.2
Fumbles-Lost	1-0	3-3
Penalties-Yards	7-57	8-60
Possession Time	21:08	38:52
Third-Down Conversions	4 of 14	7 of 16
Fourth-Down Conversions	1 of 1	1 of 1
Red-Zone Scores-Chances	3-3	3-3
Sacks By: Number-Yards	2-9	5-49

INDIVIDUAL STATISTICS

RUSHING: Miami (Fla.) -Graig Cooper 6-27; Damien Berry 7-26; Travis Benjamin 1-10; Mike James 1-7; Jacory Harris 6-minus 44. **Wake Forest**-Adams, J 9-48; Skinner, R 7-43; Pendergrass, B 10-25; McManus, R 3-17; Williams, Marsh 1-7; Bohanon, T 2-4; Brown, D 1-3.

PASSING: Miami (Fla.) -Jacory Harris 22-43-1-330. **Wake Forest** -Skinner, R 29-43-1-349; McManus, R 5-9-0-42; Williams, Marsh 1-1-0-17.

RECEIVING: Miami (Fla.) -Leonard Hankerson 5-97; Thearon Collier 4-78; Travis Benjamin 4-50; Aldarius Johnson 3-74; LaRon Byrd 2-13; Mike James 1-12; Tervaris Johnson 1-2; Graig Cooper 1-2; Jimmy Graham 1-2. **Wake Forest**-Brown, D 12-101; Williams, Marsh 5-81; Adams, J 5-71; Rinfrette, M 4-44; Givens, C 3-60; Ford, C 3-18; Skinner, R 1-17; Pendergrass, B 1-13; Bohanon, T 1-3.

Miami (FL) (6 - 2 - 0)

Thru: 10/31/2009 - Week 9

SCHEDULE AND RESULTS

6-2-0 W-1

Atlantic Coast Conference Record: 3-2-0

Mon 09/07/2009	@ Florida St. *	38 - 34	W
Thu 09/17/2009	GEORGIA TECH *	33 - 17	W
Sat 09/26/2009	@ Virginia Tech	7 - 31	L
Sat 10/03/2009	OKLAHOMA	21 - 20	W
Sat 10/10/2009	FLORIDA A&M	48 - 16	W
Sat 10/17/2009	@ UCF *	27 - 7	W
Sat 10/24/2009	CLEMSON	37 - 40	L OT
Sat 10/31/2009	@ Wake Forest	28 - 27	W
Sat 11/07/2009	VIRGINIA		
Sat 11/14/2009	@ North Carolina		
Sat 11/21/2009	DUKE		
Sat 11/28/2009	@ South Fla.		

HOME GAME IN CAPS * Night Game ^ Neutral Site
OT Overtime Game

TEAM RANKINGS

120 teams ranked in Football Bowl Subdivision
12 teams ranked in the Atlantic Coast Conference

Category	National Rank	Actual	National Leader	Actual	Conf Rank	Atlantic Coast Conference Leader	Actual
Rushing Offense	95	120.13	Nevada	319.13	9	Georgia Tech	304.11
Passing Offense	25	267.75	Houston	422.63	4	Duke	325.13
Total Offense	55	387.88	Houston	563.25	6	Florida St.	443.63
Scoring Offense	39	29.88	Texas	41.75	6	Georgia Tech	35.22
Rushing Defense	52	129.00	Texas	52.88	4	North Carolina	101.63
Pass Efficiency Defense	66	128.50	Florida	88.43	7	Clemson	98.00
Total Defense	52	349.88	TCU	235.75	8	North Carolina	265.00
Scoring Defense	61	24.00	Penn St.	9.33	7	North Carolina	16.50
Net Punting	32	37.26	Georgia	44.13	1	Miami (FL)	37.26
Punt Returns	77	7.72	Minnesota	19.00	8	Georgia Tech	16.33
Kickoff Returns	28	24.09	Stanford	31.77	3	Clemson	26.87
Turnover Margin	T-59	.00	Rutgers	2.25	7	Georgia Tech	.78
Pass Defense	64	220.88	Air Force	136.44	8	Clemson	146.25
Passing Efficiency	12	151.59	Cincinnati	168.49	3	Georgia Tech	165.17
Sacks	T-55	2.00	Pittsburgh	4.13	7	Maryland	2.75
Tackles For Loss	9	7.75	Cincinnati	9.50	2	North Carolina	8.63
Sacks Allowed	T-107	3.00	La.-Lafayette	.50	10	Georgia Tech	.56

T=tied at this ranking

PLAYER RANKINGS

Player must have played in 75% of team's games
Summary of the top 100 national leaders and top 25 conference leaders
15 categories ranked

Category	Player	National Rank	Actual	National Leader	Actual	Conf Rank	Atlantic Coast Conference Leader	Actual
Rushing	Javarris James	96	59.71	Mathews (Fresno St.)	164.50	8	Williams (Virginia Tech)	116.25
	Graig Cooper		46.57			12		
	Damien Berry		37.88			15		
Passing Efficiency (Min. 15 Att./Game)	Jacory Harris	11	151.52	Moore (Boise St.)	171.02	2	Nesbitt (Georgia Tech)	158.66
Total Offense	Jacory Harris	T-36	242.38	Keenum (Houston)	420.88	5	Ponder (Florida St.)	327.38
	Javarris James		59.71			19		
	Graig Cooper		46.57			23		
Receptions Per Game	Leonard Hankerson		3.12	Barnes (Bowling Green)	12.38	T-21	Vernon (Duke)	5.43
Receiving Yards Per Game	Leonard Hankerson	87	59.62	Barnes (Bowling Green)	131.75	10	Thomas (Georgia Tech)	91.44
	Travis Benjamin		51.50			15		
	Interceptions	DeMarcus Van Dyke		.14	Moore (UCLA)	.88	T-21	McDaniel (Clemson)
	Brandon Harris		.12			T-24		
	Colin McCarthy		.12			T-24		
Punting (Min. 3.6 Punts/Game)	Matt Boshier	38	42.29	Butler (Georgia)	49.71	2	Bowden (Virginia Tech)	44.05
Punt Returns (Min. 1.2 Ret./Game)				Brown (Central Mich.)	18.47		Tarrant (Georgia Tech)	16.33
Kickoff Returns (Min. 1.2 Ret./Game)	Graig Cooper	17	28.47	Roberts (Virginia Tech)	40.80	3	Roberts (Virginia Tech)	40.80
	Mike James	T-87	22.08			11		
Field Goals	Matt Boshier	T-52	1.12	Forbath (UCLA)	2.50	T-8	Jackson (Clemson)	2.12
Scoring	Matt Boshier	T-67	7.12	Dobbs (Navy)	12.00	T-8	Jackson (Clemson)	9.50
All-Purpose Runners	Graig Cooper	64	117.00	West (Western Mich.)	197.22	6	Smith (Maryland)	192.25
	Javarris James		67.43			24		
	Sacks	Allen Bailey	T-17	.88	Miller (Texas A&M)	1.69	T-2	Morgan (Georgia Tech)
	Marcus Robinson		.38			T-17		
Tackles	Colin McCarthy		7.38	Messina (New Mexico)	13.50	7	Wujciak (Maryland)	11.00
	Darryl Sharpton		6.62			T-13		
Tackles For Loss	Allen Bailey	T-45	1.19	McNary (Army)	2.06	T-4	Morgan (Georgia Tech)	1.39
	Colin McCarthy		.81			T-13		
	Sean Spence		.79			T-15		

T=tied at this ranking