



# NC State Basketball

2 National Championships • 26 NCAA Tournament Appearances • 17 Conference Championships • 20 All-Americans

## NC State Schedule (14-9, 3-7)

Nov. 3 Lynn University (Exh.) W, 100-66  
Nov. 7 Barton College (Exh.) W, 112-60

Nov. 11 Georgia Southern W, 81-79  
Nov. 13 St. Francis College W, 86-61  
Nov. 18 vs. Montana # W, 85-72  
Nov. 20 vs. #20/22 Creighton # L, 94-112  
Nov. 21 vs. Saint Joseph's # W, 73-63  
Nov. 26 Loyola (Chicago) \$ W, 79-77  
Nov. 29 at Illinois % L, 74-88

Dec. 3 Boston University W, 77-73  
Dec. 10 Tennessee State ^ (OT) W, 67-55  
Dec. 15 Appalachian State W, 97-64  
Dec. 18 Fairfield W, 99-78  
Dec. 22 McNeese State W, 89-57  
Dec. 28 Rider W, 99-71  
Dec. 31 at #rv/rv Miami L, 63-81

Jan. 4 #21/23 Virginia Tech W, 104-78  
Jan. 8 at #14/16 UNC-Chapel Hill L, 56-107  
Jan. 11 at Boston College L, 66-74  
Jan. 15 Georgia Tech L, 76-86  
Jan. 17 Pittsburgh W, 79-74  
Jan. 21 Wake Forest L, 88-93  
Jan. 23 at #17/17 Duke W, 84-82  
Jan. 29 at #13/14 Louisville L, 60-85

Feb. 1 Syracuse (OT) L, 93-100  
Feb. 4 Miami 3:00 p.m. ACCN  
Feb. 8 at Florida State 7:00 p.m. ESPN2  
Feb. 11 at Wake Forest 12:00 p.m. RSN  
Feb. 15 UNC-Chapel Hill 8:00 p.m. ACCN  
Feb. 18 Notre Dame 12:00 p.m. ESPN/ESPN2  
Feb. 21 at Georgia Tech 8:00 p.m. ACCN  
Feb. 25 Virginia TBD ESPN/ESPN2

Mar. 1 at Clemson 8:00 p.m. ACCN  
Mar. 7-11 ACC Tournament TBD ACCN/ESPN  
Mar. 16-19 NCAA Tournament 1st/2nd Rounds TBD TBD  
Mar. 23-26 NCAA Regionals TBD TBD  
Apr. 1-3 NCAA Final Four TBD TBD

# - Paradise Jam (St. Thomas, USVI)  
\$ - Paradise Jam (PNC Arena)  
% - ACC/Big Ten Challenge  
^ - Heritage Game (Reynolds Coliseum)

## ACC Network

Play-by-Play ..... Justin Kutcher  
Analyst..... Dan Bonner

## Radio (Wolfpack Sports Network)

Play-by-Play ..... Gary Hahn  
Analyst..... Tony Haynes

## NC State Communications

Director/MBB Contact..... Craig Hammel  
Email ..... cwhamme2@ncsu.edu  
Cell Phone ..... 317-292-0858  
Twitter..... @Hammel\_Craig

## Game #24

### NC State (14-9, 3-7) vs. Miami (14-7, 4-5)

Saturday, Feb. 4 ♦ 3:00 p.m. ♦ Raleigh, N.C. ♦ PNC Arena



### Wolfpack

Head Coach: Mark Gottfried  
Record at State: 122-78 (6th Year)  
Overall Record: 400-233 (20th Year)  
2015-16 Record: 16-17; 5-13 ACC



### Hurricanes

Head Coach: Jim Boeheim  
Record at UM: 132-64 (6th Year)  
Overall Record: 602-398 (33rd Year)  
2015-16 Record: 27-8; 13-5 ACC

## Pack Tracks

■ NC State dropped an overtime battle to Syracuse on Wednesday evening, 100-93. Sophomore **Maverick Rowan** led the Wolfpack with a career-high 31 points, while freshman **Dennis Smith, Jr.**, registered his second career triple-double with 13 points, 11 rebounds and 15 assists. **Abdul-Malik Abu** (19), **Terry Henderson** (16) and **Omer Yurtseven** (10) also reached double figures as the Pack had five players in double figures scoring for the seventh time this season.

■ Rowan connected on 8-of-18 three-point field goal attempts against the Orange on Wednesday to set career-highs in both categories. The eight three-point field goals tie for the second-most in a single game in NC State history, while the 18 three-point attempts are the most in a single-game in NC State history.

■ Smith's triple-double on Wednesday was the second of the year for the ACC Preseason Rookie of the Year. He is the fourth player in ACC history to record two triple-doubles in a single season and is the first player in ACC history to rack up both of his triple-doubles against ACC opponents.

■ In the last four games, junior forward **Abdul-Malik Abu** is averaging 17.8 points and 7.0 rebounds per contest. He is shooting 59.6 percent from the field (31-of-52) and has shot at least 60 percent from the field in three of the four games.

## Projected NC State Starters

(based on last game)

### 0 Abdul-Malik Abu

6-8 ■ 240 ■ Jr. ■ Boston, Mass.

PTS	REB	FG%	MPG
12.1	7.3	55.1	28.3



**Abu:** Team-leading 56 offensive rebounds ... Scored career-high 25 points in win vs. Montana on 11/18 ... Recorded 4 double-doubles this season & has 20 on his career, most of any active ACC player ... Opened season with double-double, 16 points & 11 rebounds vs. Ga. Southern ... Added career-high six blocks ... 20 points & 11 rebounds in win over Virginia Tech on 1/4 ... 20 points vs. Wake Forest on 1/21.

### 3 Terry Henderson

6-5 ■ 190 ■ Sr. ■ Raleigh

PTS	REB	3PT%	MPG
14.3	3.0	39.2	31.5




**Henderson:** Ranks 4th in ACC with avg of 2.52 3-pt FGs/game ... Led team in scoring 6x this season ... Tied career-high with 28 points vs. Creighton ... Hit seven three-pointers against Bluejays ... Led Pack with 23 points in season-opener ... Team-high 23 points vs. Boston University on 12/3 ... Led Pack with 21 points in win over Tennessee State on 12/10 ... Team-high 25 points in win vs. Fairfield.

### 4 Dennis Smith, Jr.

6-3 ■ 195 ■ Fr. ■ Fayetteville

PTS	AST	ST	MPG
18.7	6.9	2.2	34.1



**Smith:** Has 2.23 assist-to-turnover ratio ... Leads ACC in assists and steals and 6th in scoring ... Scored 20+ points in 10 games & led team in scoring 11x ... 31 points vs. Ga Tech on 1/15 ... Set PNC Arena record with 16 assists vs Rider on 12/28 ... triple-double (27p/11r/11a) vs Virginia Tech on 1/4 ... season-best 32 points at Duke on 1/23 ... triple-double (13p/11r/15a) vs Syracuse on 2/1.

### 14 Omer Yurtseven

7-0 ■ 245 ■ Fr. ■ Istanbul, Turkey

PTS	REB	FG%	MPG
6.9	5.4	48.2	21.4



**Yurtseven:** Has started last 11 games ... Has played in 14 games after missing first 9 of season ... Scored in double figures in 5 games this season ... Shot 54.5% or better in six games this season ... Season-high 16 points on 7-of-11 shooting vs. Rider on 12/28 ... 9 rebounds at UNC-Chapel Hill on 1/8 ... Recorded 1st double-double with 12 points/16 rebounds vs. Pittsburgh on 1/17

### 24 Maverick Rowan

6-7 ■ 220 ■ So. ■ Fort Lauderdale, Fla.

PTS	REB	3PT%	MPG
12.9	3.6	41.4	27.1



**Rowen:** Missed 6 games after season-opener with concussion ... Scored in double figures 6 of 8 games off-the-bench before starting last 6 games ... 17 points & career-high 9 rebounds in season-opener vs. Ga Southern ... Had 13 points, 4 assists & career-high 3 steals vs Virginia Tech on 1/4 ... 21 points, hitting 6-9 3-pointers, vs. Pittsburgh ... career-high 31 points, 8-18 3-pointers, vs. Syracuse

### Head Coach Mark Gottfried



- Hired by NC State on April 6, 2011 as the 19th head coach in program history.
- Owns an overall record of 400-233 (.632) and is 122-78 (.610) in his 6th year at NC State.
- Only third coach in ACC history to take his program to the NCAA Tournament in each of his first four seasons with the program.
- 108 wins in his first five seasons with the Wolfpack is the second-most for any coach in NC State history (Everett Case - 137)
- Has had the individual scoring leader (TJ Warren; 2014 & Cat Barber; 2016) in the ACC twice in his five years as head coach at NC State. Only once in the 33 years prior to his arrival, did NC State have the individual scoring leader in the ACC. (Todd Fuller; 1996)
- Won at least one ACC Tournament game in all five years at NC State and has won 8 games overall in the tournament.
- Made 21 total NCAA Tournament appearances as a player and coach.
- 28 players he has coached have gone on to play in the NBA.
- 45 former players have earned their degree.

#### MARK GOTTFRIED YEAR BY YEAR

Year	School	Record	Conf.	Postseason
95-96	Murray State	19-10	12-4	NIT (1st Round)
96-97	Murray State	20-10	12-6	NCAA (1st Round)
97-98	Murray State	29-4	16-2	NCAA (1st Round)
98-99	Alabama	17-15	7-11	NIT (1st Round)
99-00	Alabama	13-16	6-10	---
00-01	Alabama	25-11	8-8	NIT (Final 4)
01-02	Alabama	27-8	12-4	NCAA (2nd Round)
02-03	Alabama	17-12	7-9	NCAA (1st Round)
03-04	Alabama	20-13	8-8	NCAA (Elite 8)
04-05	Alabama	24-8	12-4	NCAA (1st Round)
05-06	Alabama	18-13	10-6	NCAA (2nd Round)
06-07	Alabama	20-12	7-9	NIT (1st Round)
07-08	Alabama	17-16	5-11	---
08-09	Alabama	12-7	2-3	---
11-12	NC State	24-13	9-7	NCAA (Sweet 16)
12-13	NC State	24-11	11-7	NCAA (2nd Round)
13-14	NC State	22-14	9-9	NCAA (2nd Round)
14-15	NC State	22-14	10-8	NCAA (Sweet 16)
15-16	NC State	16-17	5-13	---
16-17	NC State	14-9	3-7	---
<b>Totals</b>		<b>400-233</b>	<b>166-133</b>	

### Noting NC State

- Ted Kapita's double-double at Duke made him the sixth NC State player to record a double-double this season. Abdul-Malik Abu (4), Dennis Smith (3), Torin Dorn (2), BeeJay Anya (1) and Omer Yurtseven (1) have also recorded double-doubles this season. The six players with a double-double ties for the most in the ACC with Florida State, UNC-Chapel Hill and Syracuse.
- With at least 10 games still left in the season, freshman **Dennis Smith, Jr.**, is already in the top-5 in numerous NC State freshman categories. He has 50 steals on the season, second-most by an NC State freshman (Chris Corchiani - 61). He has scored 430 points this season and is 29 points shy of moving into second place in the NC State record for most points scored by a freshman (Brandon Costner - 605).
- After being outrebounded in five of the first seven games of the season, the Pack has outrebounded its opponents in 10 of its last 16 games.
- The Pack has had more assists than turnovers in 16 of its 23 games this season. **NC State is 12-4 when it has more assists than turnovers this season.**
- **Inside the numbers:** Two stats that are a good predictor of the result for NC State - rebounding and opponent field goal percentage. The Pack is 9-3 this season when it outrebounds its opponent, but just 5-6 when the opponent wins the battle on the boards. This season when NC State holds its opponent to 45 percent shooting or worse from the field, the Pack is 10-1. NC State is 4-8 if its opponent shoots over 45 percent from the field.
- In the Pack's 14 wins this season, opponents are shooting 39.2 percent from the field (355-906) and averaging to score 70.3 points per game. In the Pack's nine losses, opponents are shooting 50.2 percent (287-572) and averaging 91.8 points per game.
- Freshman guard **Dennis Smith, Jr.**, has led NC State in scoring in 9 of the last 14 games, in assists 12 of the last 14 games and had led the team in steals in the 13 previous games before **Maverick Rowan** led the team with two steals Wednesday vs. Syracuse.
- Freshman **Dennis Smith, Jr.**, scored in double figures in the first 21 games this season before being held to eight points at Louisville on Sunday. He is the 10th freshmen in ACC history to have a double-figure scoring streak of at least 20 games.
- Smith is one of 12 players named to the midseason watch list for the Wayman Tisdale Award (national freshman of the year) and is one of 10 players named as a finalist for the Bob Cousy Award (best point guard in the country).

Match-Up		
NC State		Miami
81.3	Scoring	72.0
78.7	Scoring Def.	63.3
+2.6	Scoring Margin	+8.8
.478	FG %	.460
.434	FG % Def.	.402
.372	3-PT %	.364
.349	3-PT % Def.	.318
.693	FT %	.706
38.0	Rebounding	38.1
+2.2	Rebounding Margin	+6.3
10.5	Off. Rebounds Avg.	12.1
15.7	Assists	11.8
5.4	Steals	6.7
-1.6	Turnover Margin	-1.0
4.4	Blocks	4.3

### Balanced Scoring Attack

NC State has had five or more players reach double figures in scoring in seven games this season. Last season in 33 games, NC State only had three games where five players reached double figures in scoring. The Pack had five players reach double-figures vs. Georgia Southern (Nov. 11), St. Francis Brooklyn (Nov. 13), Fairfield (Dec. 18), Wake Forest (Jan. 21) and Syracuse (Feb. 1) and had six players in double figures in the win over Appalachian State (Dec. 15) and Rider (Dec. 28). In the Jan. 4 win over Virginia Tech, NC State had three players (**Dennis Smith, Jr.**, **Terry Henderson** & **Abdul-Malik Abu**) score 20+ points. The Pack has had five different players lead the team in scoring this season: **Abdul-Malik Abu**, **Torin Dorn**, **Terry Henderson**, **Maverick Rowan** and **Dennis Smith, Jr.** Through 23 games this season, the Pack has five players averaging in double figures.

### Smith Sets PNC Arena Assists Record

Freshman **Dennis Smith, Jr.**, set a PNC Arena record on Wednesday, Dec. 28 when he passed out 16 assists in the Pack's 99-71 win over Rider. The 16 assists broke the previous record of 13 which was held by NC State's **Lorenzo Brown** (vs. Duke on 1/12/13) and UNC-Chapel Hill's **Kendall Marshall** (vs. NC State on 2/21/12). The 16 assists are the most in a single-game by an NCAA DI player this season.

### More on Smith's Triple-Doubles

- Prior to this season, NC State had only one triple-double in school history. (Julius Hodge - 11pts/12reb/10ast - vs. North Carolina A&T on 12/14/02).
- Smith is the fourth player in ACC history to record multiple triple-doubles in a season, but **he is the first player in ACC history to register both of his triple-doubles against ACC opponents.**
- Smith is the 7th freshmen in ACC history to record a triple-double. He is the only one of the seven freshmen to register his triple-double against an ACC opponent.
- **He is the only player in NCAA DI to have multiple triple-doubles this season.**

**NC State in ACC Rankings**  
(Through games of Feb. 1)

**Individual**

**Scoring**

6. Dennis Smith, Jr.	18.7
22. Terry Henderson	14.3

**Rebounding**

14. Abdul-Malik Abu	7.3
---------------------	-----

**Offensive Rebounding/Game**

10. Abdul-Malik Abu	2.43
---------------------	------

**Assists**

1. Dennis Smith, Jr.	6.87
----------------------	------

**Assist/Turnover Ratio**

7. Dennis Smith, Jr.	2.26
----------------------	------

**Steals**

1. Dennis Smith, Jr.	2.17
----------------------	------

**3-Point Field Goal Percentage**

10. Terry Henderson	39.2
---------------------	------

**3-Point Field Goals Made/Game**

4. Terry Henderson	2.52
--------------------	------

**Blocked Shots**

9. BeeJay Anya	1.27
----------------	------

**Minutes Played/Game**

7. Dennis Smith, Jr.	34.09
----------------------	-------

**Team**

Category	Team	Rank	Stat
Scoring Offense		5th	81.3
Scoring Defense		15th	78.7
Scoring Margin		12th	+2.6
Free Throw %		12th	69.3
Field Goal %		5th	47.8
Field Goal % Defense		11th	43.4
3-Point FG Made/Game		10th	7.39
3-Point FG %		9th	37.2
3-Point FG % Defense		13th	34.9
Offensive Rebounds/Game		10th	10.52
Rebounding Per Game		5th	38.0
Rebounding Margin		8th	+2.2
Blocked Shots		6th	4.39
Assists		5th	15.74
Steals		12th	5.39
Turnover Margin		13th	-1.57
Assist/Turnover Ratio		11th	1.16

**Getting Their First Run with the Pack**

Counting **Terry Henderson** (who only played the first six minutes of the season last year before being injured and lost for the year), 68.8% of the minutes (3197 of 4650 minutes) played for NC State this season have been by players that did not play for the Wolfpack last season. Not counting Henderson, the Pack has had seven players make their NC State debut this season, including five freshmen. The five freshmen have played 1889 minutes this season, 40.6% of the total minutes played on the year. The freshmen class accounts for the highest percentage of minutes played this season for NC State.

**New to Lineup**

Player	Minutes
Dennis Smith, Jr.	784
Terry Henderson	724
Torin Dorn	577
Markell Johnson	465
Omer Yurtseven	300
Ted Kapita	225
Darius Hicks	115
Tucker Thompson	7
<b>Total Minutes</b>	<b>3197</b>

**Returning Players**

Player	Minutes
Abdul-Malik Abu	652
Maverick Rowan	434
BeeJay Anya	300
Shaun Kirk	52
Chris Brickhouse	8
Chris Corchiani, Jr.	7
<b>Total Minutes</b>	<b>1453</b>

**One of Top-Scoring Trios in ACC**

Freshman **Dennis Smith, Jr.**, senior **Terry Henderson** and junior **Abdul-Malik Abu** combine to form one of the top-scoring trios in the ACC. The trio combines to average 45.1 points per game. Overall, Dorn, Henderson and Smith have combined to score 1,038 points this season, which is 55.5% of the points scored by NC State this year.

**Top Scoring Trios in ACC**

School Trio	PPG	% of Team Points
Pittsburgh - Jamel Artis (21.1), Michael Young (20.3), Cameron Johnson (11.6)	53.0	67.7%
Duke - Luke Kennard (20.2), Grayson Allen (15.6), Amile Jefferson (11.9)	46.7	54.4%
<b>NC State - Dennis Smith, Jr. (18.7), Terry Henderson (14.3), Malik Abu (12.1)</b>	<b>45.1</b>	<b>55.5%</b>

**Freshmen Running the Show**

Freshman point guards **Dennis Smith, Jr.**, and **Markell Johnson** run the show for the Wolfpack this season. The two players combined have 213 assists and 95 turnovers in 1249 minutes of action this season. The two combine to average just 1 turnover every 13.1 minutes. Johnson (55 assists/24 turnovers) has a 2.29 assist-to-turnover ratio, while Smith (158 assists/71 turnovers) has a 2.23 assist-to-turnover ratio. The two players combine to have a 2.24 assist-to-turnover ratio. Through 23 games, NC State is averaging 81.3 points per game and shooting 47.8% from the field. The Pack ranks fifth in the ACC in both stat categories. The two freshmen also rank 1st (Smith - 50) and 2nd (Johnson - 22) on the team in steals.

**Smith Aiming to be Second Freshman in ACC History**

Two months into the season, freshman guard **Dennis Smith, Jr.**, is on pace to become just the second freshman in ACC history to lead the league in both assists and steals. Smith currently ranks first in the ACC in assists (6.87) and first in steals (2.17). In the 2013-14 season, Tyler Ennis of Syracuse became the first freshman in ACC history to lead the league in both categories. Ennis averaged 5.5 assists and 2.1 steals per game in his rookie year for Syracuse. Since the 1972-73 season, seven freshmen have led the ACC in assists and since 1977-78 three freshmen have led the league in steals.

**ACC Freshman of the Week Two Times**

Dennis Smith, Jr., has been named ACC Freshman of the Week two times this season (Dec. 19 and Jan. 9).

He was named Freshman of the Week on Dec. 19 after averaged 19.5 points, 7.5 assists, 3.5 rebounds and 2.5 steals in two Wolfpack wins the previous week. For the week, Smith was 11-for-18 (.611) from the field, including 6-for-9 (.667) from 3-point range.

He was named Freshman of the Week on Jan. 9 after recording the first triple-double in ACC history by a freshman against an ACC opponent. Smith had 27 points, a career-high 11 rebounds and 11 assists in NC State's 104-78 win over 21st-ranked Virginia Tech. It was the second triple-double in NC State history.

**ACC Standings**  
(as of Thursday, Feb. 2)

	ACC Games			Overall		
	W	L	Pct.	W	L	Pct.
UNC-CH	8	2	.800	20	4	.833
Virginia	7	2	.778	17	4	.810
Florida State	7	3	.700	19	4	.826
Louisville	6	3	.667	18	4	.818
Notre Dame	6	4	.600	17	6	.739
Syracuse	6	4	.600	14	9	.609
Duke	5	4	.556	17	5	.773
Virginia Tech	5	5	.500	16	6	.727
Georgia Tech	5	5	.500	13	9	.591
Miami	4	5	.444	14	7	.667
Wake Forest	4	6	.400	13	9	.591
Clemson	3	6	.429	12	8	.600
<b>NC State</b>	<b>3</b>	<b>7</b>	<b>.300</b>	<b>14</b>	<b>9</b>	<b>.608</b>
Boston College	2	8	.200	9	14	.391
Pittsburgh	1	8	.111	12	10	.545

**2017 New York Life  
ACC Tournament Schedule  
March 7-11  
Barclays Center  
Brooklyn, N.Y.**

**First Round - Tuesday, March 7**

Game 1: #13 Seed vs. #12 Seed	12:00	ESPN2
Game 2: #15 Seed vs. #10 Seed	2:00	ESPN2
Game 3: #14 Seed vs. #11 Seed	7:00	ESPN2

**Second Round - Wednesday, March 8**

Game 4: #9 Seed vs. #8 Seed	12:00	ESPN
Game 5: #5 Seed vs. Game 1 Winner	2:00	ESPN
Game 6: #7 Seed vs. Game 2 Winner	7:00	ESPN2
Game 7: #6 Seed vs. Game 3 Winner	9:00	ESPN2

**Quarterfinals - Thursday, March 9**

Game 8: #1 Seed vs. Game 4 Winner	12:00	ESPN
Game 9: #4 Seed vs. Game 5 Winner	2:00	ESPN
Game 10: #2 Seed vs. Game 6 Winner	7:00	ESPN
Game 11: #3 Seed vs. Game 7 Winner	9:00	ESPN

**Semifinals - Friday, March 10**

Game 12: Game 8 & Game 9 Winners	7:00	ESPN
Game 13: Game 10 & Game 11 Winners	9:00	ESPN

**Finals - Saturday, March 11**

Game 14: Championship Game	9:00	ESPN
----------------------------	------	------



**Abu Climbing NC State Career Offensive Rebounding Ledger**

Junior forward **Abdul-Malik Abu** has been a capable offensive rebounder throughout his career at NC State. This year, Abu has 56 offensive rebounds in 23 games (2.43 per game) and has 31 more offensive rebounds than the next closest player on the team. (Omer Yurtseven - 25). For his career, Abu has 238 offensive rebounds to rank tied for seventh all-time in the NC State record book for career offensive rebounds.

**NC State Career Offensive Rebounds**

1. Richard Howell (2009-13)	392
2. Kevin Thompson (1990-93)	370
3. Kenny Inge (1998-2001)	341
4. Todd Fuller (1993-96)	340
5. Damon Thornton (1997-2001)	270
6. Julius Hodge (2002-05)	255
<b>7. Abdul-Malik Abu (2014-pres.)</b>	<b>242</b>
8. Tom Gugliotta (1989-92)	238
9. Ron Kelley (1998-2001)	235
10. C.J. Leslie (2010-13)	221

**Smith on Pace to Stand Alone in NC State Freshman Record Book**

Freshman guard **Dennis Smith, Jr.**, is on pace to finish his freshman campaign at NC State as the leader in numerous all-time freshman categories. Through 22 games, Smith is averaging 19.0 points per game, 6.5 assists per game and 2.23 steals per game. Below is a look at where Smith ranks in relation to the current statistical all-time leaders.

**Season Points by a Freshman**

1. Brandon Costner (2006-07)	605
2. J.J. Hickson (2007-08)	458
<b>3. Dennis Smith, Jr. (2016-17)</b>	<b>430</b>
4. Maverick Rowan (2015-16)	426
5. T.J. Warren (2012-13)	425

**Season Scoring Avg for a Freshman**

1. Brandon Costner (2006-07)	16.8
2. J.J. Hickson (2007-08)	14.8
3. Hawkeye Whitney (1976-77)	14.6
4. Ishua Benjamin (1994-95)	14.0
--	--
<b>Dennis Smith, Jr. (2016-17)</b>	<b>18.7</b>

**Field Goals by a Freshman**

1. Brandon Costner (2006-07)	193
2. Hawkeye Whitney (1976-77)	188
3. T.J. Warren (2012-13)	186
4. J.J. Hickson (2007-08)	163
--	--
<b>Dennis Smith, Jr. (2016-17)</b>	<b>137</b>

**Free Throws by a Freshman**

1. Brandon Costner (2006-07)	158
2. J.J. Hickson (2007-08)	132
3. Kenny Inge (1997-98)	121
<b>4. Dennis Smith, Jr. (2016-17)</b>	<b>116</b>
5. Damien Wilkins (1999-2000)	106

**Assists by a Freshman**

1. Chris Corchiani (1987-88)	235
<b>2. Dennis Smith, Jr. (2016-17)</b>	<b>158</b>
3. Cat Barber (2013-14)	126
4. Sidney Lowe (1979-80)	125
Ishua Benjamin (1994-95)	125

**Steals by a Freshman**

1. Chris Corchiani (1987-88)	61
<b>2. Dennis Smith, Jr. (2016-17)</b>	<b>50</b>
3. Ishua Benjamin (1994-95)	48
4. Clyde Austin (1976-77)	42
5. Damien Wilkins (1999-2000)	41
Kenny Inge (1997-98)	41

**Minutes Played by a Freshman**

1. Brandon Costner (2006-07)	1,239
2. Maverick Rowan (2015-16)	1,102
3. Damien Wilkins (1999-2000)	1,083
4. Kenny Inge (1997-98)	1,033
--	--
<b>Dennis Smith, Jr. (2016-17)</b>	<b>784</b>

**ACC Operation Basketball  
2016-17 Preseason Poll**  
*(First-place votes in parenthesis)*

Team	Points
1. Duke (85)	1359
2. North Carolina (6)	1239
3. Virginia	1125
4. Louisville	1034
5. Syracuse	905
<b>6. NC State</b>	<b>772</b>
7. Notre Dame	716
8. Florida State	705
9. Miami	650
10. Virginia Tech	645
11. Clemson	623
12. Pitt	511
13. Wake Forest	309
14. Georgia Tech	199
15. Boston College	128

**2016-17 Preseason All-ACC Team**  
*(votes in parenthesis)*

**First Team**

- Grayson Allen, Duke (87)
- Jaron Blossomgame, Clemson (70)
- Joel Berry II, North Carolina (45)
- London Perrantes, Virginia (36)
- Dennis Smith, Jr., NC State (34)**

**Second Team**

- Justin Jackson, North Carolina (22)
- Jayson Tatum, Duke (21)
- Tyler Lydon, Syracuse (20)
- Dwayne Bacon, Florida State (16)
- Michael Young, Pitt (14)

**ACC Preseason Player of the Year**

- Grayson Allen, Duke (70)
- Jaron Blossomgame, Clemson (7)
- London Perrantes, Virginia (5)
- Joel Berry II, North Carolina (5)
- Dennis Smith, Jr., NC State (2)**
- Andrew White, Syracuse (1)
- Davon Reed, Miami (1)

**ACC Preseason Rookie of the Year**

- Dennis Smith, Jr., NC State (51)**
- Jayson Tatum, Duke (20)
- Harry Giles, Duke (10)
- Tyus Battle, Syracuse (5)
- VJ King, Louisville (2)
- Jonathan Isaac, Florida State (2)
- Josh Okogie, Georgia Tech (1)



**Mr. Double-Double**

Junior forward **Abdul-Malik Abu** has four double-doubles this season and now has 20 for his career. **The 20 double-doubles are the most of any current player in the ACC.** Abu had two double-doubles as a freshman and 14 last season as a sophomore.

**Hard team to peg in preseason polls**

The Wolfpack have been a tough team for the preseason prognosticators to place. They have been ranked as high as 3rd and as low as 9th in online rankings of ACC teams. NC State did not receive any votes in the coaches preseason poll, but did receive votes in the Associated Press poll.

- NC State received 29 votes in the preseason Associated Press poll released on Monday, Oct. 31. The Wolfpack were 32nd among teams receiving votes.
- The Wolfpack debuted at 15th in the ESPN College Basketball Preseason Power Rankings.
- Pack was ranked 10th in ESPN's 2016-17 Basketball Power Index (BPI) prior to the start of the season.
- NC State is 18th in Sports Illustrated's College Basketball Projection System and predicted to be a No. 5 seed in the NCAA Tournament.
- On CBSsports.com, four writers predicted the ACC finish. The Wolfpack were picked third in the ACC by one writer (Matt Norlander), sixth by another writer and two writers pick NC State ninth.

**Preseason Honors**

Freshman **Dennis Smith, Jr.** was one of the most coveted players in his class and not even an injury that kept him from playing last season has kept him being one of the most anticipated players to play college basketball this season.

In addition to being voted the **ACC Preseason Rookie of the Year** and a **First-Team Preseason All-ACC** member by ACC media attending Operation Basketball, Smith is also 1 of 20 players on the preseason **Bob Cousy Award watch list**, which is given annually to the top point guard in college basketball and is also 1 of 50 players on the **Naismith Trophy watch list**, given annually to the top player in the nation and the **Wooden Trophy preseason Top-50 list**.

- Smith has also been listed as the 9th best player in college basketball by CollegeBasketballTalk.com. CBSsports.com also compiled a list of the top college basketball players for the 2016-17 season and ranked Smith as the 9th best player in the country.
- Junior forward **Abdul-Malik Abu** also worked his way onto both top players lists. Abu was 75th on CollegeBasketballTalk.com's list and ranked 78th on CBSsports.com making the Wolfpack one of the few teams in the nation to have multiple players on the list.

**#beards4chrisALS**

**Mark Gottfried** and his coaching staff put away their razors in November and grew beards to promote awareness of ALS.

**Chris Combs**, a former Wolfpack baseball player and current Associate Director of the Wolfpack Club was diagnosed with ALS in May.

TeamChrisCombs.org is the official website of Chris Combs. On the page is the ability to donate money towards the fight against ALS. All money donated goes into the Team Chris Combs Fund with Project ALS. Money donated will be used to raise awareness and support critical research to help speed up the process of repurposing FDA drugs and build new clinical compounds to fight the disease.

**2016-17 NC State Numerical Roster**

#	Name	Pos.	Class	Ht.	Wt	Hometown/High School (Previous College)
0	Abdul-Malik Abu	F	Jr.	6-8	240	Boston, Mass./Kimball Union Academy
1	Lennard Freeman	F	Sr.	6-8	267	Washington, D.C./Oak Hill Academy (W. Va.)
2	Torin Dorn	G	So.	6-5	208	Charlotte, N.C./Vance (UNC Charlotte)
3	Terry Henderson	G	Sr.	6-5	195	Raleigh, N.C./Neuse Christian Academy (West Virginia)
4	Dennis Smith, Jr.	G	Fr.	6-3	190	Fayetteville, N.C./Trinity Christian Academy
5	Darius Hicks	F	Fr.	6-7	231	Quitman, Miss./22 Feet Academy
11	Markell Johnson	G	Fr.	6-1	164	Cleveland, Ohio/East Tech
12	Cameron Gottfried*	G	Jr.	6-3	183	Raleigh, N.C./Broughton (Siena)
13	Chris Corchiani, Jr.	G	Jr.	6-0	180	Raleigh, N.C./Ravenscroft
14	Omer Yurtseven	C	Fr.	7-0	245	Istanbul, Turkey
15	Chris Brickhouse	F	Sr.	6-5	205	Raleigh, N.C./Broughton
21	Beejay Anya	F	Sr.	6-9	320	Washington, D.C./DeMatha Catholic
22	Shaun Kirk	G/F	So.	6-8	195	Whiteville, N.C./Whiteville
23	Ted Kapita	F	Fr.	6-8	219	Kinshasa, DR Congo/DME Academy (Fla.)
24	Maverick Rowan	G/F	So.	6-7	220	Fort Lauderdale, Fla./Elevate
31	Spencer Newman	G	Fr.	6-3	186	Daphne, Ala./Bayside Academy
42	Tucker Thompson	F	Jr.	6-10	248	Huntersville, N.C./William Amos Hough (Western Carolina)

\*-Must sit out 2016-17 season to satisfy NCAA transfer requirements

**NC State Quick Facts**

Name of School: ..... NC State University  
 City/Zip: ..... Raleigh, NC 27695  
 Founded: ..... 1887  
 Enrollment: ..... 34,015  
 Nickname: ..... Wolfpack  
 Mascot: ..... Mr. and Ms. WUF  
 School Colors: ..... Red (PMS 186) and white  
 Arena: ..... PNC Arena  
 Capacity: ..... 19,700  
 Conference: ..... Atlantic Coast Conference  
 Chancellor: ..... Dr. Randy Woodson  
 Athletics Director: ..... Deborah A. Yow

**HISTORY**

First Year of Basketball: ..... 1910-11  
 All-Time Record: ..... 1,663-1,008 (.623)  
 Record at PNC Arena: ..... 197-83 (.704)  
 Years in NCAA Tourney/Last: ..... 26 (2015)  
 NCAA Tourney Record: ..... 37-24

**TEAM INFORMATION**

2015-16 Overall Record: ..... 16-17  
 ACC record (Finish): ..... 5-13 (13th)  
 Postseason Play: ..... None  
 Final Ranking: ..... Not Ranked  
 Starters Returning/Lost: ..... 3/2\*  
 Letterwinners Returning/Lost: ..... 8/4  
 Newcomers: ..... 9

**NC State Roster Breakdown**

The Wolfpack's 2016-17 roster features 17 players representing six states, the District of Columbia and two players from outside the United State (Istanbul, Turkey and Kinshasa, DR Congo)

■ Eight of the 17 players on the NC State roster hail from North Carolina, two are from Washington, D.C., and Alabama, Florida, Massachusetts, Mississippi and Ohio all have one.

■ NC State has nine players listed on the roster at 6'7" or taller. Omer Yurtseven is the tallest player at 7'0" and Chris Corchiani, Jr., is the shortest at 6'0".

**New Staff for Gottfried**

The 2016-17 season finds two new coaches on the NC State bench in **Butch Pierre** and **Heath Schroyer**. Both coaches were hired as assistants following the conclusion of last season. Former associate head coach Bobby Lutz is now an assistant coach with the Windy City Bulls in the NBA D-League, while former assistant coach Rob Moxley is still with the program and is now the Director of Player Development.

■ Pierre spent the last eight seasons as an associate head coach at Oklahoma State and prior to that was at LSU for for 11 years. The Cowboys advanced to the NCAA Tournament five of the eight seasons Pierre was on staff. Pierre recruited the foundation of LSU's 2006 SEC Champion and Final Four squad, with a starting lineup comprised completely of players from Louisiana. During his time in Baton Rouge he helped recruit four players who went on to win SEC Player of the Year honors, four McDonald's All-Americans, nine Parade All-Americans and seven Junior College All-Americans.

■ Schroyer has been the head coach at three different programs - UT-Martin, Wyoming and Portland State. He comes to the Wolfpack after a successful two-year run at UT-Martin. Schroyer guided UT-Martin to a 41-28 mark (.594) and a pair of appearances in the CIT in his two years with the program. He was a finalist for mid-major Coach of the Year, as the turnaround by the Skyhawks was the largest in the nation under a first-year coach in 2014-15.

■ Also new to the staff this year is **Tom Asbury** as a basketball analyst. Asbury has 15 years of head coaching experience (Kansas State and Pepperdine) and attends all practices and shoot-arounds, helps analyze and evaluate video of the Wolfpack and opponents, assists in formulating game plans and charts statistics during practice and games.

**Associated Press Top-25**

RK	Team	Record	Pts.
1.	Gonzaga (46)	22-0	1,594
2.	Baylor (6)	20-1	1,504
3.	Kansas (9)	19-2	1,503
4.	Villanova (4)	20-2	1,479
5.	Arizona	20-2	1,387
6.	Louisville	18-4	1,237
7.	West Virginia	17-4	1,101
8.	Kentucky	17-4	1,083
9.	Virginia	16-4	1,061
10.	Wisconsin	18-3	1,058
11.	UCLA	19-3	993
12.	North Carolina	19-4	965
13.	Oregon	19-3	863
14.	Cincinnati	19-2	756
15.	Florida State	18-4	727
16.	Butler	18-4	717
17.	Maryland	19-2	518
18.	Saint Mary's	19-2	409
19.	South Carolina	17-4	384
20.	Notre Dame	17-5	363
21.	Duke	16-5	339
22.	Creighton	19-3	307
23.	Purdue	17-5	264
24.	Florida	16-5	213
25.	Northwestern	18-4	106

Others receiving votes: SMU 69, Xavier 67, USC 29, Wichita St 8, Akron 5, Middle Tennessee 5, VCU 3, Virginia Tech 2, Illinois State 2, New Mexico State 2, Utah 1, Iowa State 1

**USA Today Coaches Poll Top-25**

RK	Team	Record	Pts.
1.	Gonzaga (24)	22-0	785
2.	Kansas (7)	19-2	749
3.	Baylor	20-1	720
4.	Villanova (1)	20-2	719
5.	Arizona	20-2	672
6.	Kentucky	17-4	583
7.	Louisville	18-4	525
8.	UCLA	19-3	518
9.	Wisconsin	18-3	509
10.	North Carolina	19-4	499
11.	Virginia	16-4	470
12.	West Virginia	17-4	457
13.	Oregon	19-3	451
14.	Cincinnati	19-2	360
15.	Butler	18-4	328
16.	Florida State	18-4	321
17.	Maryland	19-2	253
18.	Notre Dame	17-5	228
19.	Saint Mary's	19-2	214
20.	South Carolina	17-4	191
21.	Duke	16-5	165
22.	Creighton	19-3	159
23.	Florida	16-5	137
24.	Purdue	17-5	106
25.	Xavier	15-6	97

Others receiving votes: Northwestern 73, SMU 33, USC 24, Miami 19, Middle Tennessee 9, UNC Wilmington 8, New Mexico State 7, Indiana 3, Nevada 3, Wichita St 3, Akron 1, Kansas State 1

**NC State in the Polls**

	AP	USA Today
Preseason	RV	-
Nov. 14	RV	RV
Nov. 21	-	RV
Nov. 28	-	-
Dec. 5	-	-
Dec. 12	-	-
Dec. 19	-	-
Dec. 26	-	-
Jan. 2	-	-
Jan. 9	-	-
Jan. 16	-	-
Jan. 23	-	-
Jan. 30	-	-

**SERIES VS. MIAMI**

**NC STATE LEADS THE ALL-TIME SERIES, 11-9**

NCSU HOME: 6-2  
 NCSU IN PNC: 5-2  
 NCSU AWAY: 4-5  
 NCSU AT BANKUNITED: 4-5  
 NCSU NEUTRAL: 1-1  
 LAST 10 GAMES: 5-5  
 BIGGEST WIN: 2006, home, 81-69 (+12)  
 BIGGEST LOSS: 2007, (65-80); 2014, (70-85)  
 MOST NCSU POINTS SCORED: 77, in 2006

1939-40	h	W	46-35
2004-05	a	L	66-67
2005-06	h	W	81-69
	a	W	86-77**
2006-07	a	L	65-80
2007-08	h	W	79-77*
	n1	L	50-63
2008-09	h	W	84-81*
	a	L	64-72
2009-10	a	W	71-66
2010-11	h	W	72-70
2011-12	a	W	78-73
2012-13	h	L	78-79
	n2	L	71-81
2013-14	a	W	56-55
	h	L	70-85
	n3	W	67-58
2014-15	a	L	60-65
2015-16	h	W	85-69
2016-17	a	L	63-81

1-Charlotte (ACC-1st rd.);  
 2-Greensboro (ACC semi);  
 3-Greensboro (ACC 2nd rd.)

**NC State Players with more than two career games vs. Miami:**

**Abdul-Malik Abu**

Date	Result	ST	MIN	FG-FGA	Pct.	3FG-FGA	Pct.	FT-FTA	Pct.	O-D-T	PF	A	TO	BLK	STL	PTS
12/31/16	L, 63-81	*	31	4-10	.400	0-0	.000	3-4	.750	6-3-9	2	1	2	0	0	11
1/30/16	W, 85-69	*	36	7-12	.583	0-0	.000	5-5	1.000	1-6-7	1	0	1	0	0	19
1/22/15	L, 60-65	*	30	9-14	.643	0-0	.000	1-1	1.000	2-3-5	1	0	0	0	0	19
<b>TOTALS</b>			<b>97</b>	<b>20-36</b>	<b>.556</b>	<b>0-0</b>	<b>.000</b>	<b>9-10</b>	<b>.900</b>	<b>9-12-21</b>	<b>4</b>	<b>1</b>	<b>3</b>	<b>0</b>	<b>0</b>	<b>49</b>

**BeeJay Anya**

Date	Result	ST	MIN	FG-FGA	Pct.	3FG-FGA	Pct.	FT-FTA	Pct.	O-D-T	PF	A	TO	BLK	STL	PTS
12/31/16	L, 63-81		11	0-1	.000	0-0	.000	0-0	.000	1-1-2	2	0	1	0	0	0
1/30/16	W, 85-69		23	0-4	.000	0-0	.000	2-4	.500	3-4-7	4	0	1	1	0	2
1/22/15	L, 60-65		20	1-3	.333	0-0	.000	2-2	1.000	1-4-5	2	0	3	1	0	4
3/13/14	W, 67-58		7	1-1	1.000	0-0	.000	0-0	.000	0-1-1	0	0	0	0	0	2
3/1/14	L, 70-85		13	1-2	.500	0-0	.000	0-0	.000	0-0-0	1	0	1	0	0	2
2/8/14	W, 56-55		6	0-0	.000	0-0	.000	0-0	.000	0-0-0	0	0	0	0	0	0
<b>TOTALS</b>			<b>80</b>	<b>3-11</b>	<b>.273</b>	<b>0-0</b>	<b>.000</b>	<b>4-6</b>	<b>.667</b>	<b>5-10-15</b>	<b>9</b>	<b>0</b>	<b>6</b>	<b>2</b>	<b>0</b>	<b>10</b>

**Maverick Rowan**

Date	Result	ST	MIN	FG-FGA	Pct.	3FG-FGA	Pct.	FT-FTA	Pct.	O-D-T	PF	A	TO	BLK	STL	PTS
12/31/16	L, 63-81		24	2-7	.286	2-4	.500	0-0	.000	1-0-1	1	0	1	0	0	6
1/30/16	W, 85-69	*	35	1-6	.167	1-3	.333	6-8	.750	2-5-7	3	2	3	0	1	9
<b>TOTALS</b>			<b>59</b>	<b>3-13</b>	<b>.231</b>	<b>3-7</b>	<b>.429</b>	<b>6-8</b>	<b>.750</b>	<b>3-5-8</b>	<b>4</b>	<b>2</b>	<b>4</b>	<b>0</b>	<b>1</b>	<b>15</b>

**Box Score from last game vs. Miami:**

**Official Basketball Box Score -- Game Totals -- Final Statistics**  
**NC State vs Miami**  
**12-31-16 4:35 p.m. at Watsco Center | Coral Gables, Fla.**

**NC State 63 • 11-3 (0-1)**

##	Player	Total		3-Ptr		Rebounds			PF	TP	A	TO	Blk	Stl	Min
		FG-FGA	FG-FGA	FG-FGA	FT-FTA	Off	Def	Tot							
00	ABU, ABDUL-MALIK	* 4-10	0-0	3-4	6	3	9	2	11	1	2	0	0	31	
02	DORN, TORIN	* 2-6	2-3	1-2	1	2	3	0	7	2	3	0	0	26	
03	HENDERSON, TERRY	* 2-6	2-6	2-2	0	5	5	5	8	1	2	0	0	25	
04	SMITH, JR, DENNIS	* 7-14	3-8	4-8	1	2	3	3	21	5	5	0	2	35	
14	YURTSEVEN, OMER	* 2-6	0-0	1-2	1	3	4	3	5	2	1	1	1	26	
11	JOHNSON, MARKELL	1-2	1-2	0-0	0	0	0	3	3	0	0	0	0	12	
21	ANYA, BEEJAY	0-1	0-0	0-0	1	1	2	2	0	0	1	0	0	11	
23	KAPITA, TED	1-2	0-0	0-0	0	3	3	1	2	0	0	0	0	10	
24	ROWAN, MAVERICK	2-7	2-4	0-0	1	0	1	1	6	0	1	0	0	24	
<b>Team</b>					2	1	3								
<b>Totals</b>			21-54	10-23	11-18	13	20	33	20	63	11	15	1	3	200

FG % 1st Half: 11-30 36.7% 2nd half: 10-24 41.7% Game: 21-54 38.9% Deadball Rebounds 3  
 3FG % 1st Half: 4-9 44.4% 2nd half: 6-14 42.9% Game: 10-23 43.5%  
 FT % 1st Half: 6-8 75.0% 2nd half: 5-10 50.0% Game: 11-18 61.1%

**Miami 81 • 11-2 (1-0)**

##	Player	Total		3-Ptr		Rebounds			PF	TP	A	TO	Blk	Stl	Min
		FG-FGA	FG-FGA	FG-FGA	FT-FTA	Off	Def	Tot							
00	Newton, Ja'Quan	* 7-15	1-3	6-10	1	3	4	2	21	1	3	0	1	34	
05	Reed, Davon	* 7-16	3-9	3-4	0	2	2	3	20	1	1	0	2	36	
11	Brown, Bruce	* 7-11	1-2	2-4	3	5	8	4	17	4	2	1	3	26	
20	Huell, Dewan	* 0-3	0-1	0-0	0	0	0	1	0	1	0	0	1	14	
21	Murphy, Kamari	* 5-9	0-0	1-1	6	4	10	2	11	0	0	0	0	32	
03	Lawrence, Anthony	3-8	0-4	0-2	2	3	5	2	6	1	1	0	2	28	
04	Vasiljevic, DJ	1-1	1-1	0-0	0	2	2	0	3	0	0	0	0	8	
14	Miller, Rodney	0-0	0-0	0-0	0	0	0	0	0	0	0	1	0	3	
15	Izundu, Ebuka	1-2	0-0	1-2	4	3	7	3	3	0	1	0	0	19	
<b>Team</b>					1	2	3								
<b>Totals</b>			31-65	6-20	13-23	17	24	41	17	81	8	8	2	9	200

FG % 1st Half: 16-33 48.5% 2nd half: 15-32 46.9% Game: 31-65 47.7% Deadball Rebounds 7  
 3FG % 1st Half: 4-12 33.3% 2nd half: 2-8 25.0% Game: 6-20 30.0%  
 FT % 1st Half: 5-9 55.6% 2nd half: 8-14 57.1% Game: 13-23 56.5%

Officials: Jerry Heater, Tim Nestor, James Breeding  
 Technical fouls: NC State-None. Miami-None.  
 Attendance: 6837

Score by periods	1st	2nd	Total
NC State	32	31	63
Miami	41	40	81

	In Paint	Off T/O	2nd Chance	Fast Break	Bench
Points	16	9	12	2	11
ST	40	17	26	13	12
UM					

Last FG - ST 2nd-00:55, UM 2nd-00:33.  
 Largest lead - ST by 2 1st-19:03, UM by 20 2nd-01:08.  
 ST led for 00:11. UM led for 37:32. Game was tied for 02:17.

Score tied - 1 time.  
 Lead changed - 1 time.

NC State's Record When...	
At Home.....	11-3
On the Road.....	1-5
Neutral.....	2-1
OT Game.....	1-0
Day Game.....	5-4
Night Game (after 6 p.m.).....	9-5
Lead at Halftime.....	11-2
Trail at Halftime.....	3-7
Tied at Halftime.....	0-0
Scores 100+ Points.....	1-0
Scores 90+ Points.....	4-2
Scores 80+ Points.....	9-3
Scores 70+ Points.....	13-5
Scores 60+ Points.....	14-8
Scores less than 60 Points.....	0-1
Opponent scores 100+ Points.....	0-3
Opponent scores 90+ Points.....	0-4
Opponent scores 80+ Points.....	1-8
Opponent scores 70+ Points.....	9-9
Opponent scores 60+ Points.....	12-9
Opponent scores less than 60 Points.....	2-0
Games decided by 1 point.....	0-0
Games decided by 5 points or less.....	5-1
Games decided by 6-9 points.....	0-2
Games decided by 10-19 points.....	3-4
Games decided by more than 20 points.....	6-2
Leads with 5 minutes to play.....	10-1
Trails with 5 minutes to play.....	2-8
Tied with 5 minutes to play.....	2-0
Shoots 50% or better.....	8-3
Shoots between 40-49%.....	5-3
Shoots under 40%.....	1-3
Opponent shoots 50% or better.....	2-4
Opponent shoots between 40-49%.....	4-5
Opponent shoots under 40%.....	8-0
Shoots 30% or better from 3-point.....	10-7
Shoots under 30% from 3-point.....	4-2
Opponent shoots 30% or better from 3-point.....	4-8
Opponent shoots under 30% from 3-point.....	10-1
Shoots 70% or better from the FT line.....	7-3
Shoots between 60-69% from the FT line.....	7-4
Shoots under 60% from the FT line.....	0-2
Opponent shoots 70% or better from the FT line.....	4-7
Opponent shoots between 60-69% from the FT line.....	9-1
Opponent shoots under 60% from the FT line.....	1-1
Commits 15 or more turnovers.....	4-5
Commits less than 15 turnovers.....	10-4
Forces 15+ turnovers.....	3-0
Forces less than 15 turnovers.....	11-9
Has less or same number of turnovers.....	7-1
Outrebounds opponent.....	9-3
Outrebounded by opponent.....	5-6
Ties opponents in rebounding.....	0-0
November.....	5-2
December.....	6-1
January.....	3-5
February.....	0-1
March.....	0-0
Monday.....	2-0
Tuesday.....	1-1
Wednesday.....	2-2
Thursday.....	2-0
Friday.....	2-0
Saturday.....	3-2
Sunday.....	2-4

Opponent	Starting Lineups						Result
Georgia Southern	Smith, Jr.	Henderson	Dorn	Rowan	Abu	W, 81-79	
St. Francis College	Smith, Jr.	Henderson	Dorn	Anya	Abu	W, 86-61	
vs. Montana	Smith, Jr.	Henderson	Dorn	Anya	Abu	W, 85-72	
vs. Creighton	Smith, Jr.	Henderson	Dorn	Anya	Abu	L, 94-112	
vs. Saint Joseph's	Smith, Jr.	Henderson	Dorn	Anya	Abu	W, 73-63	
Loyola (Chicago)	Smith, Jr.	Henderson	Dorn	Anya	Abu	W, 79-77	
at Illinois	Smith, Jr.	Henderson	Dorn	Anya	Abu	L, 74-88	
Boston University	Smith, Jr.	Henderson	Dorn	Kapita	Abu	W, 77-73	
Tennessee State	Smith, Jr.	Henderson	Dorn	Kapita	Abu	W, 67-55	
Appalachian State	Smith, Jr.	Henderson	Dorn	Anya	Abu	W, 97-64	
Fairfield	Smith, Jr.	Henderson	Dorn	Anya	Abu	W, 99-78	
McNeese State	Smith, Jr.	Henderson	Dorn	Anya	Abu	W, 89-57	
Rider	Smith, Jr.	Henderson	Dorn	Yurtseven	Abu	W, 99-71	
at Miami	Smith, Jr.	Henderson	Dorn	Yurtseven	Abu	L, 63-81	
Virginia Tech	Smith, Jr.	Henderson	Dorn	Yurtseven	Abu	W, 104-78	
at UNC-CH	Smith, Jr.	Henderson	Dorn	Yurtseven	Abu	L, 56-107	
at Boston College	Smith, Jr.	Henderson	Rowan	Yurtseven	Abu	L, 66-74	
Georgia Tech	Smith, Jr.	Henderson	Rowan	Yurtseven	Abu	L, 76-86	
Pittsburgh	Smith, Jr.	Henderson	Rowan	Yurtseven	Abu	W, 79-74	
Wake Forest	Smith, Jr.	Henderson	Rowan	Yurtseven	Abu	L, 88-93	
at Duke	Smith, Jr.	Henderson	Rowan	Yurtseven	Abu	W, 84-82	
at Louisville	Smith, Jr.	Henderson	Rowan	Yurtseven	Abu	L, 60-85	
Syracuse	Smith, Jr.	Henderson	Rowan	Yurtseven	Abu	L, 93-100	
Miami							
at Florida State							
at Wake Forest							
UNC-CH							
Notre Dame							
at Georgia Tech							
Virginia							
at Clemson							

**Starting Lineups**

W-L	Starting Lineups
7-2	Abu, Anya, Dorn, Henderson, Smith, Jr.
2-2	Abu, Dorn, Henderson, Smith, Jr., Yurtseven
2-0	Abu, Dorn, Henderson, Kapita, Smith, Jr.
1-0	Abu, Dorn, Henderson, Rowan, Smith, Jr.
2-5	Abu, Henderson, Rowan, Smith, Jr., Yurtseven

**Margin of Victory/Defeat**

	1	2	3	4	5	6	7	8	9	10	11-15	16-19	20-24	25+
Wins	-	3	-	1	1	-	-	-	-	1	2	-	-	6
Losses	-	-	-	-	1	-	1	1	-	1	1	2	-	2

**Most First Half Points**

NC State	55	vs. Virginia Tech (1/4/17)
Opponents	56	UNC-Chapel Hill (1/8/17)

**Most Second Half Points**

NC State	59	vs. Rider (12/28/16)
Opponents	58	Creighton (11/20/16)

**Fewest First Half Points**

NC State	23	at UNC-Chapel Hill (1/8/17)
Opponents	25	Rider (12/28/16)

**Fewest Second Half Points**

NC State	22	vs. Tennessee State (12/10/16)
Opponents	20	Tennessee State (12/10/16)

**Largest Halftime Lead**

NC State	25	vs. Virginia Tech (1/4/17)
Opponents	33	UNC-Chapel Hill (1/8/17)

**Largest Margin of Victory**

NC State	33	vs. Appalachian State (12/18/16)
Opponents	51	UNC-Chapel Hill (1/8/17)

**How Scored First Points**

Jump Shot	8
Free Throw	5
Lay-up	4
Three-Pointer	4
Putback	1
Tip-in	1

**Scored First Point**

Torin Dorn	7
Terry Henderson	6
Dennis Smith, Jr.	4
Abdul-Malik Abu	3
BeeJay Anya	2
Omer Yurtseven	1



Individual Points-Rebounds-Assists

	Abdul-Malik Abu	BeeJay Anya	Torin Dorn	Terry Henderson	Darius Hicks	Markell Johnson	Ted Kapita	Shaun Kirk	Maverick Rowan	Dennis Smith, Jr.	Omer Yurtseven
Georgia Southern	15-11-2	3-1-1	12-11-3	23-7-2	0-2-0	0-1-0	DNP	DNP	17-9-1	11-1-5	DNP
St. Francis	12-7-0	7-3-0	21-7-1	11-5-3	0-4-2	6-3-3	17-8-1	0-0-1	DNP	12-3-3	DNP
vs. Montana	25-8-1	6-5-1	16-5-1	8-0-1	0-1-0	9-2-6	DNP	DNP	DNP	21-4-3	DNP
vs. Creighton	13-8-0	4-5-2	16-6-2	28-1-1	1-2-0	8-0-4	DNP	3-1-0	DNP	21-3-7	DNP
vs. Saint Joseph's	12-10-1	3-2-1	19-4-1	15-3-1	0-2-0	0-1-4	DNP	0-1-0	DNP	24-3-8	DNP
Loyola	6-6-0	0-1-0	20-5-0	19-4-2	0-2-0	4-4-2	0-1-1	DNP	DNP	30-6-7	DNP
at Illinois	16-5-1	0-0-0	17-7-1	7-0-5	0-0-0	9-1-1	13-5-0	0-0-0	DNP	12-7-3	DNP
Boston University	5-6-2	1-3-0	22-11-1	23-3-2	0-4-1	5-4-5	6-5-1	DNP	DNP	15-2-3	DNP
Tennessee State	3-3-0	12-14-1	8-8-1	21-5-0	DNP	2-1-0	0-2-1	DNP	2-2-0	19-4-6	DNP
Appalachian State	11-3-2	0-6-1	7-10-1	11-3-2	2-1-1	2-0-3	10-5-1	5-1-0	13-2-1	22-2-6	12-4-0
Fairfield	14-9-2	2-2-2	12-4-3	25-7-3	0-0-1	3-2-1	6-4-0	2-0-0	6-2-1	17-5-9	12-6-3
McNeese State	7-5-2	3-2-0	11-3-0	10-2-0	0-4-0	2-0-5	2-9-0	6-3-1	15-4-0	23-4-6	4-7-3
Rider	12-12-2	4-0-0	13-3-3	12-4-1	0-0-0	DNP	7-11-1	0-1-0	12-5-1	19-4-16	16-5-1
at Miami	11-9-1	0-2-0	7-3-2	8-5-1	DNP	3-0-0	2-3-0	DNP	6-1-0	21-3-5	5-4-2
Virginia Tech	20-11-1	4-3-1	5-4-0	22-0-2	2-0-1	4-0-1	0-1-0	3-1-0	13-3-4	27-11-11	4-4-0
at UNC-CH	8-9-0	4-3-0	11-6-1	4-1-2	0-0-0	5-1-0	0-1-0	0-0-0	11-1-0	11-5-5	2-8-0
at Boston College	8-11-1	8-1-0	2-3-0	14-1-2	DNP	5-3-4	2-2-0	DNP	8-0-1	15-3-3	4-2-1
Georgia Tech	7-3-2	4-4-0	5-4-1	6-1-0	DNP	4-1-1	0-0-0	DNP	17-6-0	31-8-6	2-6-3
Pittsburgh	2-3-0	0-1-0	4-2-0	21-8-4	0-0-0	8-3-7	DNP	DNP	21-5-2	11-3-6	12-16-1
Wake Forest	20-7-1	5-3-0	13-3-1	11-1-3	DNP	5-3-2	DNP	DNP	13-8-0	15-7-13	6-4-1
at Duke	19-9-2	0-0-0	2-2-0	6-2-0	0-0-0	2-1-0	14-10-0	DNP	9-4-1	32-4-6	0-1-0
at Louisville	13-6-0	DNP	5-5-0	9-3-1	0-0-0	2-1-2	3-2-0	DNP	13-3-0	8-6-5	7-5-1
Syracuse	19-6-3	2-0-0	2-1-0	16-2-2	DNP	0-2-4	0-1-0	DNP	31-2-1	13-11-15	10-4-3
Miami											
at Florida State											
at Wake Forest											
UNC-CH											
Notre Dame											
at Georgia Tech											
Virginia											
at Clemson											
ACC Tournament											

Points Leader	Season	Career	Blocks Leader*	Season	Career	10+ Rebounds	Season	Career
Dennis Smith, Jr.	11	11	BeeJay Anya	9	78	Abdul-Malik Abu	5	22
Maverick Rowan	4	8	Abdul-Malik Abu	6	16	Lennard Freeman	0	11
Terry Henderson	6	6	Lennard Freeman	0	6	Torin Dorn	3	4
Abdul-Malik Abu	3	5	Terry Henderson	4	4	BeeJay Anya	1	3
Torin Dorn	3	3	Omer Yurtseven	4	4	Ted Kapita	2	2
			Dennis Smith, Jr.	3	3	Dennis Smith, Jr.	2	2
			Darius Hicks	2	2	Tucker Thompson	0	1
			Markell Johnson	2	2	Omer Yurtseven	1	1
			Maverick Rowan	1	2			
			Torin Dorn	1	1	20+ Rebounds	Season	Career
			Shaun Kirk	0	1	-	-	-
			10+ Points	Season	Career	10+ Assists	Season	Career
			Abdul-Malik Abu	15	51	Dennis Smith, Jr.	4	4
			Terry Henderson	16	45			
			Torin Dorn	13	35	Double-Doubles	Season	Career
			Maverick Rowan	11	35	Abdul-Malik Abu	4	20
			Dennis Smith, Jr.	22	22	Lennard Freeman	0	4
			Lennard Freeman	0	6	Dennis Smith, Jr.	4	4
			BeeJay Anya	1	5	Torin Dorn	2	3
			Omer Yurtseven	5	5	BeeJay Anya	1	1
			Ted Kapita	4	4	Ted Kapita	1	1
			Tucker Thompson	0	1	Omer Yurtseven	1	1
			Steals Leader*	Season	Career	Triple-Doubles	Season	Career
			Dennis Smith, Jr.	15	15	Dennis Smith, Jr.	2	2
			Lennard Freeman	0	9			
			Maverick Rowan	1	7	Free Throws in Final 4 Minutes of 2nd Half (& OT)		
			Abdul-Malik Abu	1	6	Chris Corchiani, Jr.	2-2	1.000
			BeeJay Anya	0	6	Darius Hicks	2-2	1.000
			Markell Johnson	5	5	Terry Henderson	15-18	.833
			Torin Dorn	3	3	Maverick Rowan	9-11	.818
			Terry Henderson	2	2	Abdul-Malik Abu	10-14	.714
						Dennis Smith, Jr.	31-47	.660
						Markell Johnson	3-5	.600
						Omer Yurtseven	5-10	.500
						BeeJay Anya	3-6	.500
						Torin Dorn	1-2	.500
						Shaun Kirk	1-2	.500





Game 24: NC State vs. Miami

Game Notes

Game 7

Game 8

Game 9

Illinois 88, NC State 74

NC State 77, Boston University 73

NC State 67, Tennessee State 55 (OT)

November 29, 2016 State Farm Center

December 3, 2016 PNC Arena

December 10, 2016 Reynolds Coliseum

NC State Leaders

NC State Leaders

NC State Leaders

Scoring: Torin Dorn - 17

Scoring: Terry Henderson - 23

Scoring: Terry Henderson - 21

Rebounding: Dorn & Smith - 7

Rebounding: Torin Dorn - 11

Rebounding: BeeJay Anya - 14

Assists: Terry Henderson - 5

Assists: Markell Johnson - 5

Assists: Dennis Smith, Jr. - 6

Official Basketball Box Score - Game Totals - Final Statistics. North Carolina State vs Illinois. 11/29/16 8 p.m. at State Farm Center, Champaign, Ill. North Carolina State 74 @ 5-2.

Official Basketball Box Score - Game Totals - Final Statistics. Boston University vs NC State. 12/03/16 4:30 p.m. at Raleigh, N.C. (PNC Arena). Boston University 73 @ 4-4.

Official Basketball Box Score - Game Totals - Final Statistics. Tennessee State vs NC State. 12/10/16 4:00 p.m. at Raleigh, N.C. (Reynolds Coliseum). Tennessee State 55 @ 7-2.

Official Basketball Box Score - Game Totals - Final Statistics. Illinois 88 @ 5-3.

Official Basketball Box Score - Game Totals - Final Statistics. NC State 77 @ 6-2.

Official Basketball Box Score - Game Totals - Final Statistics. NC State 67 @ 7-1.

Score by periods table for Illinois 88 @ 5-3.

Score by periods table for NC State 77 @ 6-2.

Score by periods table for NC State 67 @ 7-1.

Game 10: NC State 97, Appalachian State 64. December 15, 2016 PNC Arena. NC State Leaders. Scoring: Dennis Smith, Jr. - 22. Rebounding: Torin Dorn - 10. Assists: Dennis Smith, Jr. - 6.

Game 11: NC State 99, Fairfield 78. December 18, 2016 PNC Arena. NC State Leaders. Scoring: Terry Henderson - 25. Rebounding: Abdul-Malik Abu - 9. Assists: Dennis Smith, Jr. - 9.

Game 12: NC State 89, McNeese State 57. December 22, 2016 PNC Arena. NC State Leaders. Scoring: Dennis Smith, Jr. - 23. Rebounding: Ted Kapitza - 9. Assists: Dennis Smith, Jr. - 9.

Official Basketball Box Score - Game Totals - Final Statistics. Appalachian State vs NC State. 12/15/16 7:00 p.m. at Raleigh, N.C. (PNC Arena). Appalachian State 64 @ 3-6.

Official Basketball Box Score - Game Totals - Final Statistics. Fairfield vs NC State. 12/18/16 2:00 p.m. at Raleigh, N.C. (PNC Arena). Fairfield 78 @ 5-4.

Official Basketball Box Score - Game Totals - Final Statistics. McNeese State vs NC State. 12/22/16 7:00 p.m. at Raleigh, N.C. (PNC Arena). McNeese State 57 @ 3-8.

Score by periods table for Appalachian State vs NC State.

Score by periods table for Fairfield vs NC State.

Score by periods table for McNeese State vs NC State.

Game 13
NC State 99, Rider 71
December 28, 2016
NC State Leaders
Scoring: Dennis Smith, Jr. - 19
Rebounding: Abdul-Malik Abu - 12
Assists: Dennis Smith, Jr. - 16

Game 14
Miami 81, NC State 63
December 31, 2016
NC State Leaders
Scoring: Dennis Smith, Jr. - 21
Rebounding: Abdul-Malik Abu - 9
Assists: Dennis Smith, Jr. - 5

Game 15
NC State 104, #21/23 Virginia Tech 78
January 4, 2017
NC State Leaders
Scoring: Dennis Smith, Jr. - 27
Rebounding: Abu & Smith - 11
Assists: Dennis Smith, Jr. - 11

Official Basketball Box Score -- Game Totals -- Final Statistics
Rider vs NC State
12/28/16 7:00 p.m. at Raleigh, N.C. (PNC Arena)

Box score table for Rider vs NC State, showing player statistics and team totals.

Official Basketball Box Score -- Game Totals -- Final Statistics
NC State vs Miami
12-31-16 4:35 p.m. at Watson Center | Coral Gables, Fla.

Box score table for NC State vs Miami, showing player statistics and team totals.

Official Basketball Box Score -- Game Totals -- Final Statistics
Virginia Tech vs NC State
01/04/17 9:00 p.m. at Raleigh, N.C. (PNC Arena)

Box score table for Virginia Tech vs NC State, showing player statistics and team totals.

NC State 99 • 11-2

Box score table for NC State 99 vs Rider 71.

FG % 1st Half: 17-34 50.0% 2nd Half: 12-27 44.4% Game: 29-51 56.7%

3FG % 1st Half: 6-10 60.0% 2nd Half: 4-6 66.7% Game: 10-16 62.5%

FT % 1st Half: 8-10 80.0% 2nd Half: 8-10 80.0% Game: 16-18 88.9%

Technical fouls: Rider-None, NC State-None.

Attendance: 16111

Miami 81 • 11-2 (1-0)

Box score table for Miami 81 vs NC State 63.

FG % 1st Half: 16-33 48.5% 2nd Half: 15-32 46.9% Game: 31-65 47.7%

3FG % 1st Half: 4-12 33.3% 2nd Half: 2-9 22.2% Game: 6-20 30.0%

FT % 1st Half: 9-9 100% 2nd Half: 8-10 80.0% Game: 17-19 89.5%

Technical fouls: NC State-None, Miami-None.

Attendance: 6837

NC State 104 • 12-3, 1-1 ACC

Box score table for NC State 104 vs Virginia Tech 78.

FG % 1st Half: 23-33 69.7% 2nd Half: 14-28 50.0% Game: 37-61 60.7%

3FG % 1st Half: 8-9 88.9% 2nd Half: 2-9 22.2% Game: 10-18 55.6%

FT % 1st Half: 5-7 71.4% 2nd Half: 11-17 64.7% Game: 16-24 66.7%

Technical fouls: Les Jones, Raymond Shyrns, Lee Cassell.

Attendance: 18185

Game 16
#14/16 UNC-Chapel Hill 107, NC State 56
January 8, 2017
NC State Leaders
Scoring: 3 Players - 11
Rebounding: Abdul-Malik Abu - 9
Assists: Dennis Smith, Jr. - 5

Game 17
Boston College 74, NC State 66
January 11, 2017
NC State Leaders
Scoring: Dennis Smith, Jr. - 15
Rebounding: Abdul-Malik Abu - 11
Assists: Markell Johnson - 4

Game 18
Georgia Tech 86, NC State 76
January 15, 2017
NC State Leaders
Scoring: Dennis Smith, Jr. - 31
Rebounding: Dennis Smith, Jr. - 8
Assists: Dennis Smith, Jr. - 6

Official Basketball Box Score -- Game Totals -- Final Statistics
NC State vs Boston College
01/08/17 1:00 PM at Smith Center, Chapel Hill

Box score table for NC State vs Boston College.

FG % 1st Half: 9-30 30.0% 2nd Half: 14-33 42.4% Game: 23-63 36.5%

3FG % 1st Half: 3-10 30.0% 2nd Half: 4-13 30.8% Game: 7-23 30.4%

FT % 1st Half: 9-9 100% 2nd Half: 1-3 33.3% Game: 10-12 83.3%

Technical fouls: NC State-TEAM, North Carolina-None.

Attendance: 15113

Official Basketball Box Score -- Game Totals -- Final Statistics
NC State vs Boston College
1/11/17 9:04 PM at Silvio O. Conte Forum, Chestnut Hill, MA

Box score table for Boston College vs NC State.

FG % 1st Half: 12-29 41.4% 2nd Half: 12-25 48.0% Game: 24-54 44.4%

3FG % 1st Half: 2-8 25.0% 2nd Half: 3-9 33.3% Game: 5-17 29.4%

FT % 1st Half: 6-8 75.0% 2nd Half: 7-10 70.0% Game: 13-18 72.2%

Technical fouls: NC State-None, Boston College-None.

Attendance: 3904

Official Basketball Box Score -- Game Totals -- Final Statistics
Georgia Tech vs NC State
01/15/17 6:30 p.m. at Raleigh, N.C. (PNC Arena)

Box score table for Georgia Tech vs NC State.

FG % 1st Half: 15-35 42.9% 2nd Half: 16-28 57.1% Game: 31-63 49.2%

3FG % 1st Half: 6-9 66.7% 2nd Half: 3-8 37.5% Game: 9-17 52.9%

FT % 1st Half: 5-5 100.0% 2nd Half: 9-12 75.0% Game: 14-17 82.4%

Technical fouls: Georgia Tech-None, NC State-None.

Attendance: 17781

North Carolina 107 • 14-3, 2-1 ACC

Box score table for North Carolina vs NC State.

FG % 1st Half: 20-38 52.6% 2nd Half: 19-41 46.3% Game: 39-79 49.4%

3FG % 1st Half: 8-17 47.1% 2nd Half: 4-10 40.0% Game: 12-27 44.4%

FT % 1st Half: 8-10 80.0% 2nd Half: 9-15 60.0% Game: 17-25 68.0%

Technical fouls: Ron Groover, Keith Kimble, Matt Potter.

Attendance: 15113

Boston College 74 • 9-8; 2-2 ACC

Box score table for Boston College vs NC State.

FG % 1st Half: 14-30 46.7% 2nd Half: 11-24 45.8% Game: 25-54 46.3%

3FG % 1st Half: 4-8 50.0% 2nd Half: 2-7 28.6% Game: 6-15 40.0%

FT % 1st Half: 6-8 75.0% 2nd Half: 16-17 94.1% Game: 22-25 88.0%

Technical fouls: James Luckie, Brian Dorsey, Bert Smith.

Attendance: 3904

NC State 76 • 12-6, 1-4 ACC

Box score table for NC State vs Georgia Tech.

FG % 1st Half: 14-31 45.2% 2nd Half: 14-38 36.8% Game: 28-69 40.6%

3FG % 1st Half: 5-11 45.5% 2nd Half: 1-11 9.1% Game: 6-22 27.3%

FT % 1st Half: 7-10 70.0% 2nd Half: 3-6 50.0% Game: 10-16 62.5%

Technical fouls: John Gathey, Doug Shous, Lee Cassell.

Attendance: 17781

Game 24: NC State vs. Miami

Game Notes

Game 19
NC State 79, Pittsburgh 74
January 17, 2017
NC State Leaders
Scoring: Henderson & Rowan - 21
Rebounding: Terry Henderson - 8
Assists: Markell Johnson - 7

Game 20
Wake Forest 93, NC State 88
January 21, 2017
NC State Leaders
Scoring: Abdul-Malik Abu - 20
Rebounding: Maverick Rowan - 8
Assists: Dennis Smith, Jr. - 13

Game 21
NC State 84, #17/17 Duke 82
January 23, 2017
NC State Leaders
Scoring: Dennis Smith, Jr. - 32
Rebounding: Ted Kapita 10
Assists: Dennis Smith, Jr. - 6

Official Basketball Box Score - Game Totals - Final Statistics
Pittsburgh vs NC State
01/17/17 7:00 p.m. at Raleigh, N.C. (PNC Arena)

Official Basketball Box Score - Game Totals - Final Statistics
Wake Forest vs NC State
01/21/17 2:00 p.m. at Raleigh, N.C. (PNC Arena)

Official Basketball Box Score -- Game Totals -- Final Statistics
NC State vs Duke
1/23/17 7:02 p.m. at Cameron Indoor Stadium (Durham, N.C.)

Game 19 Player Stats
Pittsburgh 74 - 127, 1-5 ACC
Player: ARTIS, JAMEL, YOUNG, MICHAEL, JONES, CHRIS, JETER, SHELDON, JOHNSON, CAMERON, WILSON, DAMON, KITHCART, JUSTICE, MANGULIT, COREY

Game 20 Player Stats
Wake Forest 93 - 127, 3-4 ACC
Player: WOODS, KEYSWANN, CRAWFORD, BRYANT, COLLINS, JOHN, ARANS, JUSTIN, MITOGLU, DINOS, CHILDRESS, BRANDON, MOORE, LAMAR, WILBENKIN, MITCHELL

Game 21 Player Stats
NC State 84 - 14-7, 3-5
Player: ABU, ABDUL-MALIK, ROWAN, MAVERICK, YURTSSEVEN, OMER, HENDERSON, TERRY, SMITH, JR., DENNIS, DORN, TORIN, HICKS, DARIUS, JOHNSON, MARKELL, ANYA, BEEJAY, KAPITA, TED

Game 22
#13/14 Louisville 85, NC State 60
January 29, 2017
NC State Leaders
Scoring: Abu & Rowan - 13
Rebounding: Abdul-Malik Abu - 6
Assists: Dennis Smith, Jr. - 6

Game 23
Syracuse 100, NC State 93 (OT)
February 1, 2017
NC State Leaders
Scoring: Maverick Rowan - 31
Rebounding: Dennis Smith, Jr. - 11
Assists: Dennis Smith, Jr. - 15

Official Basketball Box Score - Game Totals - Final Statistics
NC STATE vs LOUISVILLE
1/29/17 1:07PM at KFC Yum! Center, Louisville, KY

Official Basketball Box Score - Game Totals - Final Statistics
Syracuse vs NC State
02/01/17 7:00 p.m. at PNC Arena (Raleigh, N.C.)

Official Basketball Box Score - Game Totals - Final Statistics
Syracuse 100 - 14-8, 6-4 ACC
Player: WHITE III, ANDREW, GILLON, JOHN, THOMPSON, TAUREAN, LYDON, TYLER, BATTLE, TYLIS, HOWARD, FRANK, ROBERTSON, TYLER









# 15

## Chris Brickhouse

6'5" ♦ 205

**Noting Brickhouse:** Senior walk-on, has appeared in 12 games in his career. He was an Academic All-ACC selection last year. He scored all four of his career points on Nov. 14, 2014 in NC State's win over Jackson State.

**This season:** Made season-debut vs. Appalachian State on Dec. 15, grabbing two rebounds in the final minute of the game ... Pulled down two rebounds and recorded first career assist and first career block in two minutes of action vs. McNeese State on Dec. 22 ... Grabbed 1 rebound vs. Rider on Dec. 28.

### 2016-17 Game-by-Game Stats

Date	Opponent	ST	MIN	FG-FGA	Pct.	3FG-FGA	Pct.	FT-FTA	Pct.	O-D-T	PF	A	TO	BLK	STL	PTS
N11	Ga. Southern															
N13	St. Francis															
N18	vs. Montana															
N20	vs. Creighton															
N21	vs. Saint Joseph's															
N26	Loyola (Chi.)															
N29	@Illinois															
D3	Boston Univ.															
D10	Tennessee St.															
D15	App. State	1		0-0	.000	0-0	.000	0-0	.000	0-2-2	0	0	1	0	0	0
D18	Fairfield	2		0-0	.000	0-0	.000	0-0	.000	0-0-0	0	0	0	0	0	0
D22	McNeese St.	2		0-1	.000	0-0	.000	0-0	.000	2-0-2	0	1	0	1	0	0
D28	Rider	2		0-0	.000	0-0	.000	0-0	.000	1-0-1	0	0	1	0	0	0
D31	@Miami															
J4	Va. Tech	1		0-0	.000	0-0	.000	0-0	.000	0-0-0	0	0	0	0	0	0
J7	@UNC-CH															
J11	@Boston Coll.															
J15	Ga. Tech															
J17	Pittsburgh															
J21	Wake Forest															
J23	@Duke															
J29	@Louisville															
F1	Syracuse															
F4	Miami															
F8	@Florida St.															
F11	@Wake Forest															
F15	UNC-CH															
F18	Notre Dame															
F21	@Ga. Tech															
F25	Virginia															
M1	@Clemson															

### Brickhouse Career Stats

Year	GP-GS	Min.	Avg.	FG-FGA	Pct.	3FG-FGA	Pct.	FT-FTA	Pct.	OFF-DEF	Tot.-Avg.	PF-FO	A	TO	BLK	STL	PTS	Avg.
2013-14	4-0	4	1.0	0-0	.000	0-0	.000	0-0	.000	0-0	0-0.0	1-0	0	0	0	0	0	0.0
2014-15	5-0	9	1.8	2-4	.500	0-0	.000	0-0	.000	2-1	3-0.6	1-0	0	1	0	1	4	0.8
2015-16	2-0	2	1.0	0-0	.000	0-0	.000	0-0	.000	0-0	0-0.0	0-0	0	0	0	0	0	0.0
2016-17	5-0	7	1.4	0-1	.000	0-0	.000	0-0	.000	3-2	5-1.0	0-0	1	2	1	0	0	0.0
<b>TOTALS</b>	<b>16-0</b>	<b>22</b>	<b>1.5</b>	<b>2-5</b>	<b>.400</b>	<b>0-0</b>	<b>.000</b>	<b>0-0</b>	<b>.000</b>	<b>5-3</b>	<b>8-0.5</b>	<b>2-0</b>	<b>1</b>	<b>3</b>	<b>1</b>	<b>1</b>	<b>4</b>	<b>0.3</b>

### Career/Season Highs

<b>Points</b>	
Season:	-
Career:	4, vs. Jackson State (11/14/14)
ACC:	0
<b>Rebounds</b>	
Season:	2, vs. Appalachian State (12/15/16)
Career:	2, vs. Appalachian State (12/15/16)
ACC:	1, vs. Syracuse (3/7/15)
<b>FG Made</b>	
Season:	-
Career:	2, vs. Jackson State (11/14/14)
ACC:	0
<b>FG Attempted</b>	
Season:	1, vs. McNeese State (12/22/16)
Career:	2, vs. Jackson State (11/14/14)
ACC:	0
<b>3FG Made</b>	
Season:	-
Career:	0
ACC:	0
<b>3FG Attempted</b>	
Season:	-
Career:	0
ACC:	0
<b>FT Made</b>	
Season:	-
Career:	0
ACC:	0
<b>FT Attempted</b>	
Season:	-
Career:	0
ACC:	0
<b>Assists</b>	
Season:	1, vs. McNeese State (12/22/16)
Career:	1, vs. McNeese State (12/22/16)
ACC:	0
<b>Steals</b>	
Season:	-
Career:	1, vs. Jackson State (11/14/14)
ACC:	0
<b>Blocks</b>	
Season:	1, vs. McNeese State (12/22/16)
Career:	1, vs. McNeese State (12/22/16)
ACC:	0
<b>Minutes</b>	
Season:	2, (3x), last vs. Rider (12/28/16)
Career:	3, vs. Jacksonville (11/20/14)
ACC:	1 (3x), last vs. Syracuse (3/7/15)



# 13

## Chris Corchiani Jr.

6'0" ♦ 180

**Noting Corchiani, Jr.:** Junior walk-on, has appeared in 8 games in his career. He has scored four career points, scoring against Virginia Tech during his freshman season and South Alabama last year. He is the son of Chris Corchiani, who is a former NC State All-American and graduated from the school as the NCAA's all-time leader in assists.

**This season:** Made season-debut vs. Appalachian State on Dec. 15, had one assist ... Scored career-high four points in two minutes of action vs. McNeese State on Dec. 22 ... Made two free throws and had an assist vs. Rider on Dec. 28.

### 2016-17 Game-by-Game Stats

Date	Opponent	ST	MIN	FG-FGA	Pct.	3FG-FGA	Pct.	FT-FTA	Pct.	O-D-T	PF	A	TO	BLK	STL	PTS
N11	Ga. Southern															
N13	St. Francis															
N18	vs. Montana															
N20	vs. Creighton															
N21	vs. Saint Joseph's															
N26	Loyola (Chi.)															
N29	@Illinois															
D3	Boston Univ.															
D10	Tennessee St.															
D15	App. State	1		0-0	.000	0-0	.000	0-0	.000	0-0-0	0	1	0	0	0	0
D18	Fairfield	1		0-1	.000	0-0	.000	0-0	.000	0-0-0	0	0	0	0	0	0
D22	McNeese St.	2		2-4	.500	0-0	.000	0-0	.000	0-0-0	0	0	0	0	0	4
D28	Rider	2		0-1	.000	0-0	.000	2-2	1.000	0-0-0	1	1	2	0	0	2
D31	@Miami															
J4	Va. Tech	1		0-0	.000	0-0	.000	0-0	.000	0-0-0	1	0	0	0	0	0
J7	@UNC-CH															
J11	@Boston Coll.															
J15	Ga. Tech															
J17	Pittsburgh															
J21	Wake Forest															
J23	@Duke															
J29	@Louisville															
F1	Syracuse															
F4	Miami															
F8	@Florida St.															
F11	@Wake Forest															
F15	UNC-CH															
F18	Notre Dame															
F21	@Ga. Tech															
F25	Virginia															
M1	@Clemson															

### Career/Season Highs

**Points**  
 Season: 4, vs. McNeese State (12/22/16)  
 Career: 4, vs. McNeese State (12/22/16)  
 ACC: 2, vs. Virginia Tech (2/21/15)

**Rebounds**  
 Season: -  
 Career: 1, vs. Jacksonville (11/20/14)  
 ACC: 0

**FG Made**  
 Season: 2, vs. McNeese State (12/22/16)  
 Career: 2, vs. McNeese State (12/22/16)  
 ACC: 1, vs. Virginia Tech (2/21/15)

**FG Attempted**  
 Season: 4, vs. McNeese State (12/22/16)  
 Career: 4, vs. McNeese State (12/22/16)  
 ACC: 1, vs. Virginia Tech (2/21/15)

**3FG Made**  
 Season: -  
 Career: 0  
 ACC: 0

**3FG Attempted**  
 Season: -  
 Career: 1 (2x), last vs. Charleston Southern (12/12/14)  
 ACC: 0

**FT Made**  
 Season: 2, vs. Rider (12/28/16)  
 Career: 2, vs. Rider (12/28/16)  
 ACC: 0

**FT Attempted**  
 Season: 2, vs. Rider (12/28/16)  
 Career: 2, vs. Rider (12/28/16)  
 ACC: 0

**Assists**  
 Season: 1 (2x), last vs. Rider (12/28/16)  
 Career: 1 (3x), last vs. Rider (12/28/16)  
 ACC: 0

**Steals**  
 Season: -  
 Career: 1, vs. Syracuse (3/7/15)  
 ACC: 1, vs. Syracuse (3/7/15)

**Blocks**  
 Season: -  
 Career: 0  
 ACC: 0

**Minutes**  
 Season: 2 (2x), last vs. Rider (12/28/16)  
 Career: 3 (2x), vs. Jacksonville (11/20/14)  
 ACC: 1 (2x), last vs. Syracuse (3/7/15)

### Corchiani Jr., Career Stats

Year	GP-GS	Min.	Avg.	FG-FGA	Pct.	3FG-FGA	Pct.	FT-FTA	Pct.	OFF-DEF	Tot.-Avg.	PF-FO	A	TO	BLK	STL	PTS	Avg.
2014-15	5-0	10	2.0	1-4	.250	0-2	.000	0-0	.000	0-1	1-0.2	2-0	1	1	0	1	2	0.4
2015-16	2-0	2	1.0	1-1	1.000	0-0	.000	0-0	.000	0-0	0-0.0	0-0	0	0	0	0	2	1.0
2016-17	5-0	7	1.4	2-6	.333	0-0	.000	2-2	1.000	0-0	0-0.0	1-0	2	2	0	0	6	1.5
<b>TOTALS</b>	<b>12-0</b>	<b>19</b>	<b>1.6</b>	<b>4-11</b>	<b>.364</b>	<b>0-2</b>	<b>.000</b>	<b>2-2</b>	<b>1.000</b>	<b>0-1</b>	<b>1-0.1</b>	<b>3-0</b>	<b>3</b>	<b>3</b>	<b>0</b>	<b>1</b>	<b>10</b>	<b>0.8</b>



# 2

## Torin Dorn

6'6" ♦ 205

**Noting Dorn:** Sat out 2015-16 season as a transfer from UNC-Charlotte. As a freshman at UNC-Charlotte, was named the Conference USA Freshman of the Year and named to the Conference USA All-Freshman team. He was a finalist for the Kyle Macy National Freshman of the Year award. He led Charlotte in scoring (12.0 ppg.). He tallied 22 double-figure scoring games, with 10 of those games coming off the bench.

**This season:** He has connected on 72-of-126 (57.1%) two-point field goal attempts this season and 21-of-50 (42%) three-point attempts ... **Has adjusted game in last 14 outings with Pack having full compliment of players, taking only 75 shots total in last 14 games after attempting at least 10 shots 8 of first 9 games of the season ...** Scored 12 points and grabbed 11 rebounds in his NC State debut for his second career double-double ... Led team with 21 points and three steals in the win over St. Francis on Nov. 13 ... He was 8-of-12 shooting for 16 points in the win over Montana on Nov. 18 ... Scored 16 points and grabbed six rebounds vs. Creighton on Nov. 20 ... Had 19 points and hit 5-of-6 three-point attempts in win over Saint Joseph's on Nov. 21 ... Led team with 17 points and 7 rebounds at Illinois on Nov. 29 ... Recorded second double-double of the season with 22 points & 11 rebounds vs. Boston University on Dec. 3 ... Scored 13 points, his most in an ACC game this season, on 5-of-8 shooting vs. Wake Forest on Jan. 21.

### 2016-17 Game-by-Game Stats

Date	Opponent	ST	MIN	FG-FGA	Pct.	3FG-FGA	Pct.	FT-FTA	Pct.	O-D-T	PF	A	TO	BLK	STL	PTS
N11	Ga. Southern	*	31	6-10	.600	0-2	.000	0-2	.000	2-9-11	4	3	2	0	1	12
N13	St. Francis	*	31	9-11	.818	1-3	.333	2-4	.500	1-6-7	2	1	3	0	3	21
N18	vs. Montana	*	39	8-12	.667	0-1	.000	0-0	.000	0-5-5	2	1	0	0	1	16
N20	vs. Creighton	*	36	5-12	.417	2-4	.500	4-4	1.000	0-6-6	1	2	0	0	0	16
N21	vs. Saint Joseph's	*	40	6-9	.667	5-6	.833	2-2	1.000	0-4-4	1	1	1	0	0	19
N26	Loyola (Chi.)	*	37	7-10	.700	2-3	.667	4-4	1.000	2-3-5	1	0	1	0	1	20
N29	@Illinois	*	31	7-11	.636	3-4	.750	0-0	.000	0-7-7	2	1	1	0	0	17
D3	Boston Univ.	*	37	6-14	.429	1-3	.333	9-11	.818	2-9-11	2	1	1	2	0	22
D10	Tennessee St.	*	40	4-12	.333	0-3	.000	0-0	.000	1-7-8	2	1	1	0	1	8
D15	App. State	*	25	2-5	.400	1-1	1.000	2-4	.500	1-9-10	2	1	1	1	0	7
D18	Fairfield	*	24	3-6	.500	0-2	.000	6-6	1.000	1-3-4	1	3	2	0	0	12
D22	McNeese St.	*	25	4-7	.571	0-0	.000	3-5	.600	1-2-3	2	0	0	0	0	11
D28	Rider	*	24	5-10	.500	1-3	.333	2-2	1.000	1-2-3	1	3	4	0	2	13
D31	@Miami	*	26	2-6	.333	2-3	.667	1-2	.500	1-2-3	0	2	3	0	0	7
J4	Va. Tech	*	18	2-4	.500	1-1	1.000	0-0	.000	0-4-4	0	0	2	0	1	5
J7	@UNC-CH	*	24	4-10	.400	1-3	.333	2-6	.667	2-4-6	0	1	3	0	0	11
J11	@Boston Coll.		11	1-3	.333	0-1	.000	0-0	.000	0-3-3	1	0	2	0	1	2
J15	Ga. Tech		16	2-4	.500	1-1	1.000	0-0	.000	1-3-4	4	1	1	0	0	5
J17	Pittsburgh		9	1-3	.333	0-0	.000	2-5	.400	0-2-2	1	0	0	0	0	4
J21	Wake Forest		17	5-8	.625	0-3	.000	3-6	.500	1-2-3	0	1	2	0	0	13
J23	@Duke		11	1-2	.500	0-1	.000	0-0	.000	0-2-2	0	0	1	0	1	2
J29	@Louisville		21	2-5	.400	0-2	.000	1-2	.500	2-3-5	1	0	1	0	0	5
F1	Syracuse		4	1-2	.500	0-0	.000	0-0	.000	1-0-1	0	0	1	0	0	2
F4	Miami															
F8	@Florida St.															
F11	@Wake Forest															
F15	UNC-CH															
F18	Notre Dame															
F21	@Ga. Tech															
F25	Virginia															
M1	@Clemson															

### Dorn Career Stats

Year	GP-GS	Min.	Avg.	FG-FGA	Pct.	3FG-FGA	Pct.	FT-FTA	Pct.	OFF-DEF	Tot.-Avg.	PF-FO	A	TO	BLK	STL	PTS	Avg.	
2014-15	32-16	880	27.5	147-291	.505	27-79	.342	63-96	.656	25-92	117-3.7	37-0	40	59	4	20	384	12.0	
2015-16	Sat Out as Transfer																		
2016-17	23-16	577	25.1	93-176	.528	21-50	.420	43-65	.662	20-97	117-5.1	30-0	23	33	3	12	250	10.9	
<b>TOTALS</b>	<b>55-32</b>	<b>1457</b>	<b>26.5</b>	<b>240-467</b>	<b>.514</b>	<b>48-129</b>	<b>.372</b>	<b>106-161</b>	<b>.658</b>	<b>45-189</b>	<b>234-4.3</b>	<b>67-0</b>	<b>63</b>	<b>92</b>	<b>7</b>	<b>32</b>	<b>634</b>	<b>11.5</b>	

### Career/Season Highs

<b>Points</b>	
Season:	22, vs. Boston University (12/3/16)
Career:	26, at Western Kentucky (1/8/15)
ACC:	13, vs. Wake Forest (1/21/17)
<b>Rebounds</b>	
Season:	11 (2x), last vs. Boston University (12/3/16)
Career:	11 (2x), last vs. Boston University (12/3/16)
ACC:	6, at UNC-Chapel Hill (1/8/17)
<b>FG Made</b>	
Season:	9, vs. St. Francis Brooklyn (11/13/16)
Career:	10, at Western Kentucky (1/8/15)
ACC:	5, vs. Wake Forest (1/21/17)
<b>FG Attempted</b>	
Season:	14, vs. Boston University (12/3/16)
Career:	16, at Western Kentucky (1/8/15)
ACC:	10, at UNC-Chapel Hill (1/8/17)
<b>3FG Made</b>	
Season:	5, vs. Saint Joseph's (11/21/16)
Career:	5, vs. Saint Joseph's (11/21/16)
ACC:	2, at Miami (12/31/16)
<b>3FG Attempted</b>	
Season:	6, vs. Saint Joseph's (11/21/16)
Career:	7, vs. Davidson (12/3/14)
ACC:	3 (3x), last vs. Wake Forest (1/21/17)
<b>FT Made</b>	
Season:	9, vs. Boston University (12/3/16)
Career:	9, vs. Boston University (12/3/16)
ACC:	3, vs. Wake Forest (1/21/17)
<b>FT Attempted</b>	
Season:	11, vs. Boston University (12/3/16)
Career:	11, vs. Boston University (12/3/16)
ACC:	6 (2x), last vs. Wake Forest (1/21/17)
<b>Assists</b>	
Season:	3 (3x), last vs. Rider (12/28/16)
Career:	4, vs. Florida Atlantic (1/29/15)
ACC:	2, at Miami (12/31/16)
<b>Steals</b>	
Season:	3, vs. St. Francis Brooklyn (11/13/16)
Career:	3 (2x), last vs. St. Francis Brooklyn (11/13/16)
ACC:	1 (3x), last at Duke (1/23/17)
<b>Blocks</b>	
Season:	2, vs. Boston University (12/3/16)
Career:	2, vs. Boston University (12/3/16)
ACC:	-
<b>Minutes</b>	
Season:	40 (2x), last vs. Tennessee State (12/10/16)
Career:	40 (2x), last vs. Tennessee State (12/10/16)
ACC:	26, at Miami (12/31/16)



# 1

## Lennard Freeman

6'9" ♦ 267

pronounced: (LUH-nard)

**Noting Freeman:** Has started 47 of 103 career games for NC State. He has 562 career rebounds. He was a key figure in NC State's win over Villanova in the 2015 NCAA Tournament to advance to the Sweet 16. He had a double-double with 11 points and 12 rebounds in the win.

**This season:** Redshirt season. Will not play for NC State this year.

### 2016-17 Game-by-Game Stats

Date	Opponent	ST	MIN	FG-FGA	Pct.	3FG-FGA	Pct.	FT-FTA	Pct.	O-D-T	PF	A	TO	BLK	STL	PTS
N11	Ga. Southern															DID NOT PLAY
N13	St. Francis															DID NOT PLAY
N18	vs. Montana															DID NOT PLAY
N20	vs. Creighton															DID NOT PLAY
N21	vs. Saint Joseph's															DID NOT PLAY
N26	Loyola (Chi.)															DID NOT PLAY
N29	@Illinois															DID NOT PLAY
D3	Boston Univ.															DID NOT PLAY
D10	Tennessee St.															DID NOT PLAY
D15	App. State															DID NOT PLAY
D18	Fairfield															DID NOT PLAY
D22	McNeese St.															DID NOT PLAY
D28	Rider															DID NOT PLAY
D31	@Miami															DID NOT PLAY
J4	Va. Tech															DID NOT PLAY
J7	@UNC-CH															DID NOT PLAY
J11	@Boston Coll.															DID NOT PLAY
J15	Ga. Tech															DID NOT PLAY
J17	Pittsburgh															DID NOT PLAY
J21	Wake Forest															DID NOT PLAY
J23	@Duke															DID NOT PLAY
J29	@Louisville															DID NOT PLAY
F1	Syracuse															DID NOT PLAY
F4	Miami															DID NOT PLAY
F8	@Florida St.															DID NOT PLAY
F11	@Wake Forest															DID NOT PLAY
F15	UNC-CH															DID NOT PLAY
F18	Notre Dame															DID NOT PLAY
F21	@Ga. Tech															DID NOT PLAY
F25	Virginia															DID NOT PLAY
M1	@Clemson															DID NOT PLAY

### Career/Season Highs

<b>Points</b>	
Season:	-
Career:	13, vs. Duke (3/15/14)
ACC:	13, vs. Duke (3/15/14)
<b>Rebounds</b>	
Season:	-
Career:	14, at Pittsburgh (1/19/16)
ACC:	14, at Pittsburgh (1/19/16)
<b>FG Made</b>	
Season:	-
Career:	5 (3x), last vs. Villanova (3/21/15)
ACC:	4 (2x), last at Virginia Tech (1/2/16)
<b>FG Attempted</b>	
Season:	-
Career:	10, vs. Jacksonville (11/20/14)
ACC:	5 (7x), last at Virginia (2/15/16)
<b>3FG Made</b>	
Season:	-
Career:	-
ACC:	-
<b>3FG Attempted</b>	
Season:	-
Career:	-
ACC:	-
<b>FT Made</b>	
Season:	-
Career:	4 (3x), last vs. Bucknell (12/5/15)
ACC:	4, at Pittsburgh (3/3/14)
<b>FT Attempted</b>	
Season:	-
Career:	7, at Pittsburgh (3/3/14)
ACC:	7, at Pittsburgh (3/3/14)
<b>Assists</b>	
Season:	-
Career:	6, vs. Duke (1/23/16)
ACC:	6, vs. Duke (1/23/16)
<b>Steals</b>	
Season:	-
Career:	3, vs. Northeastern (12/29/15)
ACC:	2, at Notre Dame (1/7/14)
<b>Blocks</b>	
Season:	-
Career:	2 (2x), last vs. Villanova (3/21/15)
ACC:	2, at Clemson (3/3/15)
<b>Minutes</b>	
Season:	-
Career:	37, vs. Long Beach State (12/7/13)
ACC:	31, at Virginia Tech (1/2/16)

### Freeman Career Stats

Year	GP-GS	Min.	Avg.	FG-FGA	Pct.	3FG-FGA	Pct.	FT-FTA	Pct.	OFF-DEF	Tot.-Avg.	PF-FO	A	TO	BLK	STL	PTS	Avg.
2013-14	35-11	811	23.2	55-107	.514	0-0	.000	31-69	.449	72-127	199-5.7	61-1	21	17	9	16	141	4.0
2014-15	35-21	681	19.5	51-114	.447	0-0	.000	24-48	.500	70-127	197-5.6	63-1	19	23	7	9	126	3.6
2015-16	33-15	639	19.4	41-78	.526	0-0	.000	25-50	.500	67-99	166-5.0	61-1	33	25	7	12	107	3.2
<b>TOTALS</b>	<b>103-47</b>	<b>2131</b>	<b>20.7</b>	<b>147-299</b>	<b>.492</b>	<b>0-0</b>	<b>.000</b>	<b>80-167</b>	<b>.479</b>	<b>209-353</b>	<b>562-5.5</b>	<b>185-3</b>	<b>73</b>	<b>65</b>	<b>23</b>	<b>37</b>	<b>374</b>	<b>3.6</b>



# 12

## Cameron Gottfried

6'3" ♦ 183

**Noting Gottfried:** Appeared in 22 games off the bench for Siena last season. He made six of the seven field goals he attempted for the Saints. He scored his first collegiate points at Duke on Nov. 13.

**This season:** Will not play this season. Has to sit out 2016-17 season as a transfer from Siena

### 2016-17 Game-by-Game Stats

Date	Opponent	ST	MIN	FG-FGA	Pct.	3FG-FGA	Pct.	FT-FTA	Pct.	O-D-T	PF	A	TO	BLK	STL	PTS	
N11	Ga. Southern	WILL NOT PLAY IN 2016-17 (TRANSFER FROM SIENA)															
N13	St. Francis																
N18	vs. Montana																
N20	vs. Creighton																
N21	vs. Saint Joseph's																
N26	Loyola (Chi.)																
N29	@Illinois																
D3	Boston Univ.																
D10	Tennessee St.																
D15	App. State																
D18	Fairfield																
D22	McNeese St.																
D28	Rider																
D31	@Miami																
J4	Va. Tech																
J7	@UNC-CH																
J11	@Boston Coll.																
J15	Ga. Tech																
J17	Pittsburgh																
J21	Wake Forest																
J23	@Duke																
J29	@Louisville																
F1	Syracuse																
F4	Miami																
F8	@Florida St.																
F11	@Wake Forest																
F15	UNC-CH																
F18	Notre Dame																
F21	@Ga. Tech																
F25	Virginia																
M1	@Clemson																

### Career/Season Highs

<b>Points</b>	
Season:	-
Career:	5, at Monmouth (1/18/16)
ACC:	-
<b>Rebounds</b>	
Season:	-
Career:	4, at Niagara (1/26/16)
ACC:	-
<b>FG Made</b>	
Season:	-
Career:	1 (6x), last vs. Canisius (2/11/16)
ACC:	-
<b>FG Attempted</b>	
Season:	-
Career:	1 (7x), last vs. Canisius (2/11/16)
ACC:	-
<b>3FG Made</b>	
Season:	-
Career:	1 (2x), last vs. Canisius (2/11/16)
ACC:	-
<b>3FG Attempted</b>	
Season:	-
Career:	1 (3x), last vs. Canisius (2/11/16)
ACC:	-
<b>FT Made</b>	
Season:	-
Career:	2, at Monmouth (1/18/16)
ACC:	-
<b>FT Attempted</b>	
Season:	-
Career:	2, at Monmouth (1/18/16)
ACC:	-
<b>Assists</b>	
Season:	-
Career:	1 (3x), last at Niagara (1/26/16)
ACC:	-
<b>Steals</b>	
Season:	-
Career:	1, vs. Marist (1/30/16)
ACC:	-
<b>Blocks</b>	
Season:	-
Career:	-
ACC:	-
<b>Minutes</b>	
Season:	-
Career:	8, at Niagara (1/26/18)
ACC:	-

### Gottfried Career Stats

Year	GP-GS	Min.	Avg.	FG-FGA	Pct.	3FG-FGA	Pct.	FT-FTA	Pct.	OFF-DEF	Tot.-Avg.	PF-FO	A	TO	BLK	STL	PTS	Avg.	
2014-15	DID NOT PLAY																		
2015-16	22-0	63	2.9	6-7	.857	2-3	.667	3-4	.750	2-12	14-0.6	8-0	3	7	0	1	17	0.8	
<b>TOTALS</b>	<b>22-0</b>	<b>63</b>	<b>2.9</b>	<b>6-7</b>	<b>.857</b>	<b>2-3</b>	<b>.667</b>	<b>3-4</b>	<b>.750</b>	<b>2-12</b>	<b>14-0.6</b>	<b>8-0</b>	<b>3</b>	<b>7</b>	<b>0</b>	<b>1</b>	<b>17</b>	<b>0.8</b>	



# 3

## Terry Henderson

6'5" ♦ 195

**Noting Henderson:** Senior guard who played first two seasons at West Virginia, transferred to NC State, sat out 2014-15 season and then started, but was injured and lost for the season six minutes into the 2015-16 season. He appeared in 58 games for West Virginia and started 28 times. He averaged 11.7 points per game as a sophomore and connected on 47 three-pointers.

**This season: Veteran leader. Coach Gottfried says that Terry has, 'a calming effect on our team.'** Has led the team in scoring six times this season. Opened the season by leading NC State with 23 points and a career-high tying seven rebounds in the win over Georgia Southern. Scored 11 points and had five rebounds in win over St. Francis. Scored 8 points in win over Montana on Nov. 18. Led NC State with a career-high tying 28 points vs. Creighton on Nov. 20. He hit a career-high 7 three-pointers, tied for 5th-most in a single-game in NC State history. Shot over 50% from the field for 2nd consecutive game, finishing with 15 points vs. Saint Joseph's. Scored 16 of his 19 points in the first half in win over Loyola on Nov. 26. Had career-high in assists (5) and tied career-high in steals (3) at Illinois on Nov. 29. Led team with 23 points vs. Boston University on Dec. 3 ... Led team with 21 points and added five rebounds in win over Tennessee State on Dec. 10. Team-best 25 points and knocked down six three-pointers vs. Fairfield. Scored 17 of his 22 points in the first half vs. Virginia Tech on Jan. 4. Tied for team-lead with 21 points in win over Pittsburgh on Jan. 17. Also pulled down career-high 8 rebounds in win. Ranks 22nd in ACC in scoring (14.3) and 4th in 3-point FGs/game (2.52).

### 2016-17 Game-by-Game Stats

Date	Opponent	ST	MIN	FG-FGA	Pct.	3FG-FGA	Pct.	FT-FTA	Pct.	O-D-T	PF	A	TO	BLK	STL	PTS
N11	Ga. Southern	*	35	6-15	.400	3-11	.273	8-9	.889	1-6-7	3	2	0	1	0	23
N13	St. Francis	*	35	4-10	.400	0-2	.000	3-4	.750	0-5-5	3	3	1	0	2	11
N18	vs. Montana	*	31	2-8	.250	1-6	.167	3-4	.750	0-0-0	2	1	4	1	1	8
N20	vs. Creighton	*	31	9-14	.643	7-11	.636	3-5	.600	0-1-1	4	1	1	0	0	28
N21	vs. Saint Joseph's	*	40	5-10	.500	3-5	.600	2-2	1.000	2-1-3	1	1	1	2	0	15
N26	Loyola (Chi.)	*	36	8-15	.533	2-6	.333	1-3	.333	0-4-4	3	2	1	1	1	19
N29	@Illinois	*	39	2-8	.250	1-7	.143	2-3	.667	0-0-0	0	5	2	0	3	7
D3	Boston Univ.	*	36	8-14	.571	4-10	.400	3-4	.750	1-2-3	5	2	1	0	2	23
D10	Tennessee St.	*	40	5-10	.500	3-5	.600	8-9	.889	3-2-5	3	0	1	0	1	21
D15	App. State	*	24	2-6	.333	1-2	.500	6-7	.857	0-3-3	0	2	1	2	0	11
D18	Fairfield	*	32	7-13	.538	6-10	.600	5-6	.833	1-6-7	3	3	1	0	0	25
D22	McNeese St.	*	19	3-5	.600	2-4	.500	2-2	1.000	0-2-2	2	0	2	1	0	10
D28	Rider	*	34	4-10	.400	1-3	.333	3-4	.750	1-3-4	1	1	1	0	1	12
D31	@Miami	*	25	2-6	.333	2-6	.333	2-2	1.000	0-5-5	5	1	2	0	0	8
J4	Va. Tech	*	33	7-13	.538	4-8	.500	4-5	.800	0-0-0	2	2	0	1	0	22
J7	@UNC-CH	*	30	2-6	.333	0-4	.000	0-2	.000	0-1-1	1	2	3	0	1	4
J11	@Boston Coll.	*	29	4-9	.444	2-6	.333	4-4	1.000	0-1-1	3	2	3	0	0	14
J15	Ga. Tech	*	32	2-10	.200	2-8	.250	0-0	.000	0-1-1	0	0	2	2	1	6
J17	Pittsburgh	*	38	7-17	.412	4-10	.400	3-4	.750	2-6-8	3	4	1	0	0	21
J21	Wake Forest	*	26	4-10	.400	3-9	.333	0-0	.000	0-1-1	3	3	2	0	1	11
J23	@Duke	*	32	1-5	.200	0-3	.000	4-5	.800	1-1-2	2	0	1	1	0	6
J29	@Louisville	*	19	3-7	.429	3-6	.500	0-0	.000	0-3-3	2	1	3	0	0	9
F1	Syracuse	*	28	5-8	.625	4-6	.667	2-3	.667	0-2-2	5	2	2	0	0	16
F4	Miami															
F8	@Florida St.															
F11	@Wake Forest															
F15	UNC-CH															
F18	Notre Dame															
F21	@Ga. Tech															
F25	Virginia															
M1	@Clemson															

### Henderson Career Stats

Year	GP-GS	Min.	Avg.	FG-FGA	Pct.	3FG-FGA	Pct.	FT-FTA	Pct.	OFF-DEF	Tot.-Avg.	PF-FO	A	TO	BLK	STL	PTS	Avg.
2012-13	30-11	604	20.1	80-183	.437	42-105	.400	37-48	.771	34-39	73-2.4	33-0	25	27	6	17	239	8.0
2013-14	28-17	756	27.0	112-255	.439	47-125	.376	56-66	.848	32-49	81-2.9	39-1	31	30	16	21	327	11.7
2014-15	DID NOT PLAY - SAT OUT TO SATISFY NCAA TRANSFER REQUIREMENTS																	
2015-16	1-1	7	7.0	0-3	.000	0-1	.000	0-0	.000	0-1	1-1.0	1-0	0	1	0	0	0	0.0
2016-17	23-23	724	31.5	102-229	.445	58-148	.392	68-87	.782	12-56	68-3.0	56-3	40	35	12	14	330	14.3
<b>TOTALS</b>	<b>82-52</b>	<b>2091</b>	<b>25.5</b>	<b>294-670</b>	<b>.439</b>	<b>147-379</b>	<b>.388</b>	<b>161-201</b>	<b>.801</b>	<b>79-144</b>	<b>223-2.7</b>	<b>129-4</b>	<b>96</b>	<b>93</b>	<b>34</b>	<b>52</b>	<b>896</b>	<b>10.9</b>

### Career/Season Highs

<b>Points</b>	
Season:	28, vs. Creighton (11/20/16)
Career:	28 (2x), last vs. Creighton (11/20/16)
ACC:	22, vs. Virginia Tech (1/4/17)
<b>Rebounds</b>	
Season:	8, vs. Pittsburgh (1/17/17)
Career:	8, vs. Pittsburgh (1/17/17)
ACC:	8, vs. Pittsburgh (1/17/17)
<b>FG Made</b>	
Season:	9, vs. Creighton (11/20/16)
Career:	10, vs. Texas Tech (1/6/14)
ACC:	7 (2x), last vs. Pittsburgh (1/17/17)
<b>FG Attempted</b>	
Season:	17, vs. Pittsburgh (1/17/17)
Career:	17 (2x), last vs. Pittsburgh (1/17/17)
ACC:	17, vs. Pittsburgh (1/17/17)
<b>3FG Made</b>	
Season:	7, vs. Creighton (11/20/16)
Career:	7, vs. Creighton (11/20/16)
ACC:	4 (3x), last vs. Syracuse (2/1/17)
<b>3FG Attempted</b>	
Season:	11 (2x) last vs. Creighton (11/20/16)
Career:	11 (3x), last vs. Creighton (11/20/16)
ACC:	10, vs. Pittsburgh (1/17/17)
<b>FT Made</b>	
Season:	8 (2x), last vs. Tennessee State (12/10/16)
Career:	8 (2x), last vs. Tennessee State (12/10/16)
ACC:	4 (3x), last at Duke (1/23/17)
<b>FT Attempted</b>	
Season:	9 (2x), last vs. Tennessee State (12/10/16)
Career:	9 (2x), last vs. Tennessee State (12/10/16)
ACC:	5 (2x), last at Duke (1/23/17)
<b>Assists</b>	
Season:	5, at Illinois (11/29/16)
Career:	5, at Illinois (11/29/16)
ACC:	4, vs. Pittsburgh (1/17/17)
<b>Steals</b>	
Season:	3, at Illinois (11/29/16)
Career:	3 (3x), last at Illinois (11/29/16)
ACC:	1 (3x), last vs. Wake Forest (1/21/17)
<b>Blocks</b>	
Season:	2 (2x), last vs. Georgia Tech (1/15/17)
Career:	3, vs. Oklahoma State (1/11/14)
ACC:	2, vs. Georgia Tech (1/15/17)
<b>Minutes</b>	
Season:	40 (2x), last vs. Tennessee State (12/10/16)
Career:	44, vs. Oklahoma (2/5/14)
ACC:	38, vs. Pittsburgh (1/17/17)



# 5

## Darius Hicks

6'7" ♦ 231

**Noting Hicks:** Consensus three-star recruit. He is from Quitman, Miss., and played first three years of high school there before playing senior year at 22 Feet Academy in Greenville, S.C. He averaged 14 points and nine rebounds per game as a senior. Led Quitman to the MHSAA Class 4 state title game as a junior, averaging 13.8 points and 7.5 rebounds per game. He was the only underclassmen on the 2014-15 Clarion Ledger Dandy Dozen team that year.

**This season:** Comes in to provide frontcourt depth and rebounding. Has embraced his role on a team that has five players averaging in double figures. Only has 4 field goal attempts in 99 minutes of action. Was the first player off the bench against St. Francis on Nov. 13. He played 23 minutes against the Terriers, grabbing four rebounds and also passing out two assists. Scored first career point on a free throw vs. Creighton on Nov. 20. Connected on two free throws in win vs. Appalachian State on Dec. 15. Tied career-high with four rebounds vs. McNeese State on Dec. 22. Recorded first career field goal on a dunk vs. Virginia Tech on Jan. 4.

### 2016-17 Game-by-Game Stats

Date	Opponent	ST	MIN	FG-FGA	Pct.	3FG-FGA	Pct.	FT-FTA	Pct.	O-D-T	PF	A	TO	BLK	STL	PTS
N11	Ga. Southern	7	0-0	.000	0-0	.000	0-1	.000	2-0-2	1	0	0	0	0	0	0
N13	St. Francis	23	0-1	.000	0-0	.000	0-2	.000	1-3-4	2	2	1	0	0	0	0
N18	vs. Montana	7	0-0	.000	0-0	.000	0-2	.000	1-0-1	0	0	0	0	0	0	0
N20	vs. Creighton	10	0-1	.000	0-0	.000	1-2	.500	1-1-2	1	0	0	0	0	0	1
N21	vs. Saint Joseph's	4	0-0	.000	0-0	.000	0-1	.000	0-2-2	1	0	1	0	0	0	0
N26	Loyola (Chi.)	10	0-0	.000	0-0	.000	0-0	.000	0-2-2	0	0	0	1	0	0	0
N29	@Illinois	2	0-0	.000	0-0	.000	0-0	.000	0-0-0	1	0	0	0	0	0	0
D3	Boston Univ.	18	0-1	.000	0-0	.000	0-3	.000	1-3-4	2	1	0	0	0	0	0
D10	Tennessee St.	DID NOT PLAY														
D15	App. State	5	0-0	.000	0-0	.000	2-2	1.000	0-1-1	1	1	0	0	0	0	2
D18	Fairfield	3	0-0	.000	0-0	.000	0-0	.000	0-0-0	0	1	1	1	0	0	0
D22	McNeese St.	8	0-1	.000	0-0	.000	0-0	.000	1-3-4	2	0	2	0	0	0	0
D28	Rider	2	0-0	.000	0-0	.000	0-0	.000	0-0-0	0	0	0	0	0	0	0
D31	@Miami	DID NOT PLAY														
J4	Va. Tech	5	1-1	1.000	0-0	.000	0-0	.000	0-0-0	0	1	0	0	0	0	2
J7	@UNC-CH	3	0-0	.000	0-0	.000	0-0	.000	0-0-0	0	0	0	0	0	0	0
J11	@Boston Coll.	DID NOT PLAY														
J15	Ga. Tech	DID NOT PLAY														
J17	Pittsburgh	2	0-0	.000	0-0	.000	0-0	.000	0-0-0	0	0	0	0	0	0	0
J21	Wake Forest	DID NOT PLAY														
J23	@Duke	3	0-0	.000	0-0	.000	0-0	.000	0-0-0	0	0	0	0	0	0	0
J29	@Louisville	3	0-0	.000	0-0	.000	0-0	.000	0-0-0	1	0	0	0	0	0	0
F1	Syracuse	DID NOT PLAY														
F4	Miami															
F8	@Florida St.															
F11	@Wake Forest															
F15	UNC-CH															
F18	Notre Dame															
F21	@Ga. Tech															
F25	Virginia															
M1	@Clemson															

### Career/Season Highs

<b>Points</b>	
Season:	2 (2x), last vs. Virginia Tech (1/4/17)
ACC:	2, vs. Virginia Tech (1/4/17)
<b>Rebounds</b>	
Season:	4 (3x), last vs. McNeese State (12/22/16)
ACC:	-
<b>FG Made</b>	
Season:	1, vs. Virginia Tech (1/4/17)
ACC:	1, vs. Virginia Tech (1/4/17)
<b>FG Attempted</b>	
Season:	1 (5x), last vs. Virginia Tech (1/4/17)
ACC:	1, vs. Virginia Tech (1/4/17)
<b>3FG Made</b>	
Season:	-
ACC:	-
<b>3FG Attempted</b>	
Season:	-
ACC:	-
<b>FT Made</b>	
Season:	2, vs. Appalachian State (12/15/16)
ACC:	-
<b>FT Attempted</b>	
Season:	3, vs. Boston University (12/3/16)
ACC:	-
<b>Assists</b>	
Season:	2, vs. St. Francis Brooklyn (11/13/16)
ACC:	1, vs. Virginia Tech (1/4/17)
<b>Steals</b>	
Season:	-
ACC:	-
<b>Blocks</b>	
Season:	1 (2x), last vs. Fairfield (12/18/16)
ACC:	-
<b>Minutes</b>	
Season:	23, vs. St. Francis Brooklyn (11/13/16)
ACC:	5, vs. Virginia Tech (1/4/17)

### Hicks Career Stats

Year	GP-GS	Min.	Avg.	FG-FGA	Pct.	3FG-FGA	Pct.	FT-FTA	Pct.	OFF-DEF	Tot.-Avg.	PF-FO	A	TO	BLK	STL	PTS	Avg.
2016-17	17-0	115	6.8	1-5	.200	0-0	.000	3-13	.231	7-15	22-1.3	12-0	6	5	2	0	5	0.3



# 11

## Markell Johnson

### 6'1" ♦ 164

**Noting Johnson:** Consensus four-star recruit from East Tech High School in Cleveland. Like teammate Maverick Rowan, he graduated early from high school to come play at NC State. He was named Cleveland.com's Boys Basketball Player of the Year, All-Ohio Player of the Year in Division I and AP Northeast Lakes All-District Player of the Year in D2 after averaging 31.6 points, 7.4 rebounds and 3.5 steals as a junior in 2015-16.

**This season:** Averages 21.1 minutes per game off-the-bench ... In a five game stretch from Nov. 13-26, he had 19 assists and 3 turnovers in 139 minutes of action for a 6.3:1 assist-to-turnover ratio ... **For the season he has a 2.23:1 assist-to-turnover ratio** ... He scored nine points, had six assists and four steals with zero turnovers in 27 minutes against Montana on Nov. 18 ... He scored 8 points and passed out 4 assists vs Creighton on Nov. 20. Against St. Francis on Nov. 13, he played 21 minutes and scored six points, passed out three assists, pulled down three rebounds and had one blocked shot ... He had 4 assists, two steals and no turnovers vs. Saint Joseph's on Nov. 21 ... **In the 3 games at the Paradise Jam, Johnson had 14 assists, 7 steals and just 1 turnover in 83 minutes of action** ... Four points, three steals and two assists vs. Loyola (Chicago) on Nov. 26 ... Had 2 of his 3 steals in the closing two minutes of the game ... Tied season-high with 9 points on 3-of-5 shooting at Illinois on Nov. 29 ... Recorded five points, five assists, one block and one steal vs. Boston University on Dec. 3 ... Played 33 minutes off-the-bench vs. Pittsburgh, finishing with 8 points and a season-best seven assists.

### 2016-17 Game-by-Game Stats

Date	Opponent	ST	MIN	FG-FGA	Pct.	3FG-FGA	Pct.	FT-FTA	Pct.	O-D-T	PF	A	TO	BLK	STL	PTS
N11	Ga. Southern		12	0-2	.000	0-1	.000	0-0	.000	1-0-1	1	0	1	0	0	0
N13	St. Francis		21	3-4	.750	0-0	.000	0-2	.000	0-3-3	3	3	1	1	0	6
N18	vs. Montana		27	4-5	.800	1-1	1.000	0-2	.000	0-2-2	1	6	0	1	4	9
N20	vs. Creighton		30	3-9	.333	2-6	.333	0-0	.000	0-0-0	0	4	1	1	1	8
N21	vs. Saint Joseph's		26	0-5	.000	0-2	.000	0-0	.000	0-1-1	4	4	0	0	2	0
N26	Loyola (Chi.)		35	2-7	.286	0-3	.000	0-1	.000	0-4-4	3	2	1	2	3	4
N29	@Illinois		25	3-5	.600	2-3	.667	1-1	1.000	0-1-1	5	1	3	1	1	9
D3	Boston Univ.		25	1-4	.250	1-2	.500	2-4	.500	1-3-4	1	5	2	1	1	5
D10	Tennessee St.		22	0-3	.000	0-2	.000	2-2	1.000	1-0-1	1	0	2	0	0	2
D15	App. State		13	1-3	.333	0-1	.000	0-0	.000	0-0-0	1	3	0	0	0	2
D18	Fairfield		12	1-1	1.000	0-0	.000	1-2	.500	1-1-2	1	1	1	0	1	3
D22	McNeese St.		18	1-7	.143	0-1	.000	0-0	.000	0-0-0	2	5	1	0	0	2
D28	Rider															
DID NOT PLAY																
D31	@Miami		12	1-2	.500	1-2	.500	0-0	.000	0-0-0	3	0	0	0	0	3
J4	Va. Tech		9	2-3	.667	0-1	.000	0-0	.000	0-0-0	2	1	0	0	1	4
J7	@UNC-CH		19	2-6	.333	1-4	.250	0-0	.000	0-1-1	1	0	2	0	2	5
J11	@Boston Coll.		26	2-6	.333	0-2	.000	1-2	.500	0-3-3	3	4	1	0	0	5
J15	Ga. Tech		15	1-2	.500	0-1	.000	2-2	1.000	1-0-1	4	1	1	0	1	4
J17	Pittsburgh		33	4-9	.444	0-1	.000	0-0	.000	3-0-3	2	7	2	0	1	8
J21	Wake Forest		24	2-6	.333	0-3	.000	1-2	.500	0-3-3	2	2	2	0	2	5
J23	@Duke		21	1-4	.250	0-0	.000	0-0	.000	1-0-1	1	0	1	0	1	2
J29	@Louisville		21	0-1	.000	0-1	.000	2-2	1.000	0-1-1	2	2	1	0	0	2
F1	Syracuse		19	0-2	.000	0-2	.000	0-0	.000	2-0-2	5	4	1	0	1	0
F4	Miami															
F8	@Florida St.															
F11	@Wake Forest															
F15	UNC-CH															
F18	Notre Dame															
F21	@Ga. Tech															
F25	Virginia															
M1	@Clemson															

### Career/Season Highs

<b>Points</b>	
Season:	9, vs. Montana (11/18/16)
ACC:	8, vs. Pittsburgh (1/17/17)
<b>Rebounds</b>	
Season:	4 (2x), last vs. Boston University (12/3/16)
ACC:	3 (3x), last vs. Wake Forest (1/21/17)
<b>FG Made</b>	
Season:	4 (2x), last vs. Pittsburgh (1/17/17)
ACC:	4, vs. Pittsburgh (1/17/17)
<b>FG Attempted</b>	
Season:	9 (2x), last vs. Pittsburgh (1/17/17)
ACC:	9, vs. Pittsburgh (1/17/17)
<b>3FG Made</b>	
Season:	2 (2x), last at Illinois (11/29/16)
ACC:	1 (2x), last at UNC-Chapel Hill (1/8/17)
<b>3FG Attempted</b>	
Season:	6, vs. Creighton (11/20/16)
ACC:	4, at UNC-Chapel Hill (1/8/17)
<b>FT Made</b>	
Season:	2 (4x), last at Louisville (1/29/17)
ACC:	2 (2x), last at Louisville (1/29/17)
<b>FT Attempted</b>	
Season:	4, vs. Boston University (12/3/16)
ACC:	2 (4x), last at Louisville (1/29/17)
<b>Assists</b>	
Season:	7, vs. Pittsburgh (1/17/17)
ACC:	7, vs. Pittsburgh (1/17/17)
<b>Steals</b>	
Season:	4, vs. Montana (11/18/16)
ACC:	2 (2x), last vs. Wake Forest (1/21/17)
<b>Blocks</b>	
Season:	2, vs. Loyola (Chi.) (11/26/16)
ACC:	-
<b>Minutes</b>	
Season:	35, vs. Loyola (Chi.) (11/26/16)
ACC:	33, vs. Pittsburgh (1/17/17)

### Johnson Career Stats

Year	GP-GS	Min.	Avg.	FG-FGA	Pct.	3FG-FGA	Pct.	FT-FTA	Pct.	OFF-DEF	Tot.-Avg.	PF-FO	A	TO	BLK	STL	PTS	Avg.
2016-17	22-0	465	21.1	34-96	.354	8-39	.205	12-22	.545	11-23	34-1.5	48-2	55	24	7	22	88	4.0





23

Ted Kapita

6'8" ♦ 219

pronounced: (KUH-pita)

**Noting Kapita:** Ranked as one of the top-75 players in his class. He is a native of Congo and played high school basketball for Huntington Prep (W. Va.). He played a prep year at DME Academy in Melbourne, Fla., averaging 12 points and seven rebounds per game, while shooting 83% from the free throw line and 60% from the field.

**This season:** Quick twitch, high effort player. Found out he had been cleared to play this season an hour prior to the season-opener vs. Georgia Southern ... Sat out that game, but made his debut two days later against St. Francis. Came off the bench to score 17 points and grab a team-high eight rebounds in 24 minutes of action ... Did not make trip to Virgin Islands with the team ... Immediately became a fan favorite with his play ... Played 28 minutes off the bench and scored 13 points on 6-of-9 shooting and grabbed five rebounds at Illinois on Nov. 29 ... Made first career start vs. Boston University on Dec. 3 and finished with six point and five rebounds in 17 minutes ... Scored 10 points and grabbed five rebounds in 16 minutes off-the-bench vs. Appalachian State on Dec. 15 ... Led team in pulling down nine rebounds vs. McNeese State on Dec. 22 ... Grabbed season-high 11 rebounds and added seven points and two blocked shots vs. Rider on Dec. 28 ... Recorded his career double-double with 14 points and 10 rebounds in 19 minutes at Duke on Jan. 23 ... **Shooting 59.3% from the field this season and 81.8% from the foul line.**

**2016-17 Game-by-Game Stats**

Date	Opponent	ST	MIN	FG-FGA	Pct.	3FG-FGA	Pct.	FT-FTA	Pct.	O-D-T	PF	A	TO	BLK	STL	PTS
N11	Ga. Southern									DID NOT PLAY						
N13	St. Francis	24	7-8	.875	0-0	.000	3-4	.750	3-5-8	0	1	1	0	1	17	
N18	vs. Montana									DID NOT PLAY						
N/20	vs. Creighton									DID NOT PLAY						
N21	vs. Saint Joseph's									DID NOT PLAY						
N26	Loyola (Chi.)	8	0-1	.000	0-0	.000	0-0	.000	0-1-1	3	1	0	0	0	0	
N29	@Illinois	28	6-9	.667	0-0	.000	1-1	1.000	2-3-5	3	0	2	1	0	13	
D3	Boston Univ.	* 17	3-3	1.000	0-0	.000	0-0	.000	1-4-5	5	1	0	0	0	6	
D10	Tennessee St.	* 11	0-2	.000	0-0	.000	0-0	.000	0-2-2	2	1	3	0	0	0	
D15	App. State	16	3-5	.600	0-0	.000	4-6	.667	0-5-5	2	1	0	0	0	10	
D18	Fairfield	14	1-3	.333	0-0	.000	4-4	1.000	1-3-4	1	0	1	0	0	6	
D22	McNeese St.	17	0-1	.000	0-0	.000	2-2	1.000	2-7-9	1	0	2	0	0	2	
D28	Rider	17	3-5	.600	0-0	.000	1-2	.500	4-7-11	3	1	1	2	0	7	
D31	@Miami	10	1-2	.500	0-0	.000	0-0	.000	0-3-3	1	0	0	0	0	2	
J4	Va. Tech	2	0-0	.000	0-0	.000	0-0	.000	1-0-1	2	0	1	0	0	0	
J7	@UNC-CH	3	0-2	.000	0-0	.000	0-0	.000	1-0-1	0	0	0	0	0	0	
J11	@Boston Coll.	8	1-1	1.000	0-0	.000	0-0	.000	1-1-2	1	0	0	0	0	2	
J15	Ga. Tech	3	0-0	.000	0-0	.000	0-0	.000	0-0-0	0	0	0	0	0	0	
J17	Pittsburgh									DID NOT PLAY						
J21	Wake Forest									DID NOT PLAY						
J23	@Duke	19	6-7	.857	0-0	.000	2-2	1.000	3-7-10	5	0	1	0	0	14	
J29	@Louisville	22	1-5	.200	0-0	.000	1-1	1.000	1-1-2	3	0	1	1	1	3	
F1	Syracuse	6	0-0	.000	0-0	.000	0-0	.000	0-1-1	1	0	1	0	0	0	
F4	Miami															
F8	@Florida St.															
F11	@Wake Forest															
F15	UNC-CH															
F18	Notre Dame															
F21	@Ga. Tech															
F25	Virginia															
M1	@Clemson															

**Career/Season Highs**

**Points**  
 Season: 17, vs. St. Francis Brooklyn (11/13/16)  
 ACC: 14, at Duke (1/23/17)

**Rebounds**  
 Season: 11, vs. Rider (12/28/16)  
 ACC: 10, at Duke (1/23/17)

**FG Made**  
 Season: 7, vs. St. Francis Brooklyn (11/13/16)  
 ACC: 6, at Duke (1/23/17)

**FG Attempted**  
 Season: 9, at Illinois (11/29/16)  
 ACC: 7, at Duke (1/23/17)

**3FG Made**  
 Season: -  
 ACC: -

**3FG Attempted**  
 Season: -  
 ACC: -

**FT Made**  
 Season: 4 (2x), last vs. Fairfield (12/18/16)  
 ACC: 2, at Duke (1/23/17)

**FT Attempted**  
 Season: 6, vs. Appalachian State (12/15/16)  
 ACC: 2, at Duke (1/23/17)

**Assists**  
 Season: 1 (6x), last vs. Rider (12/28/16)  
 ACC: -

**Steals**  
 Season: 1 (2x), at Louisville (1/29/17)  
 ACC: 1, at Louisville (1/29/17)

**Blocks**  
 Season: 2, vs. Rider (12/28/16)  
 ACC: 1, at Louisville (1/29/17)

**Minutes**  
 Season: 28, at Illinois (11/29/16)  
 ACC: 22, at Louisville (1/29/17)

**Kapita Career Stats**

Year	GP-GS	Min.	Avg.	FG-FGA	Pct.	3FG-FGA	Pct.	FT-FTA	Pct.	OFF-DEF	Tot.-Avg.	PF-FO	A	TO	BLK	STL	PTS	Avg.
2016-17	17-2	225	13.2	32-54	.593	0-0	.000	18-22	.818	20-50	70-4.1	33-2	6	14	4	2	82	4.8



# 22

## Shaun Kirk

6'8" ♦ 195

**Noting Kirk:** Sophomore forward, appeared in 14 games last season. Finished the year with 10 points, eight rebounds and two steals.

**This season:** Lengthy and extremely athletic forward. Did not play in season-opener vs. Georgia Southern, but made season debut Nov. 13 vs. St. Francis. Did not score against the Terriers, but did record his first career assist and had one block. Played 11 minutes and scored first points of season on a three-pointer vs. Creighton on Nov. 20. Scored five points in 6 minutes vs. Appalachian State on Dec. 15. Recorded career-highs in points (6), rebounds (3) and minutes (13) vs. McNeese State on Dec. 22.

### 2016-17 Game-by-Game Stats

Date	Opponent	ST	MIN	FG-FGA	Pct.	3FG-FGA	Pct.	FT-FTA	Pct.	O-D-T	PF	A	TO	BLK	STL	PTS
N11	Ga. Southern															
DID NOT PLAY																
N13	St. Francis	7		0-0	.000	0-0	.000	0-0	.000	0-0-0	0	1	0	1	0	0
N18	vs. Montana															
DID NOT PLAY																
N20	vs. Creighton	11		1-1	1.000	1-1	1.000	0-0	.000	0-1-1	4	0	2	0	0	3
N21	vs. Saint Joseph's	6		0-1	.000	0-1	.000	0-0	.000	0-1-1	1	0	1	0	0	0
N26	Loyola (Chi.)															
DID NOT PLAY																
N29	@Illinois	0+		0-0	.000	0-0	.000	0-0	.000	0-0-0	0	0	1	0	0	0
D3	Boston Univ.															
DID NOT PLAY																
D10	Tennessee St.															
DID NOT PLAY																
D15	App. State	6		2-3	.667	0-1	.000	1-1	1.000	0-1-1	1	0	0	0	0	5
D18	Fairfield	3		1-2	.500	0-1	.000	0-0	.000	0-0-0	0	0	0	0	0	2
D22	McNeese St.	13		2-4	.500	0-1	.000	2-2	1.000	1-2-3	2	1	2	0	1	6
D28	Rider	3		0-0	.000	0-0	.000	0-1	.000	0-1-1	0	0	0	0	0	0
D31	@Miami															
DID NOT PLAY																
J4	Va. Tech	1		1-1	1.000	0-0	.000	1-1	1.000	0-1-1	0	0	0	0	0	3
J7	@UNC-CH	2		0-1	.000	0-1	.000	0-0	.000	0-0-0	0	0	0	0	0	0
J11	@Boston Coll.															
DID NOT PLAY																
J15	Ga. Tech															
DID NOT PLAY																
J17	Pittsburgh															
DID NOT PLAY																
J21	Wake Forest															
DID NOT PLAY																
J23	@Duke															
DID NOT PLAY																
J29	@Louisville															
DID NOT PLAY																
F1	Syracuse															
DID NOT PLAY																
F4	Miami															
DID NOT PLAY																
F8	@Florida St.															
DID NOT PLAY																
F11	@Wake Forest															
DID NOT PLAY																
F15	UNC-CH															
DID NOT PLAY																
F18	Notre Dame															
DID NOT PLAY																
F21	@Ga. Tech															
DID NOT PLAY																
F25	Virginia															
DID NOT PLAY																
M1	@Clemson															
DID NOT PLAY																

### Kirk Career Stats

Year	GP-GS	Min.	Avg.	FG-FGA	Pct.	3FG-FGA	Pct.	FT-FTA	Pct.	OFF-DEF	Tot.-Avg.	PF-FO	A	TO	BLK	STL	PTS	Avg.
2015-16	14-0	56	4.0	4-13	.308	1-6	.167	1-2	.500	2-6	8-0.6	12-0	0	5	1	2	10	0.7
2016-17	10-0	52	5.2	7-13	.538	1-7	.143	4-5	.800	1-7	8-0.8	8-0	2	6	1	1	19	1.9
<b>TOTALS</b>	<b>24-0</b>	<b>108</b>	<b>4.5</b>	<b>11-25</b>	<b>.440</b>	<b>2-13</b>	<b>.154</b>	<b>5-7</b>	<b>.714</b>	<b>3-13</b>	<b>16-0.7</b>	<b>20-0</b>	<b>2</b>	<b>11</b>	<b>2</b>	<b>3</b>	<b>29</b>	<b>1.2</b>

### Career/Season Highs

<b>Points</b>	
Season:	6, vs. McNeese State (12/22/16)
Career:	6, vs. McNeese State (12/22/16)
ACC:	3 (2x), last vs. Virginia Tech (1/4/17)
<b>Rebounds</b>	
Season:	3, vs. McNeese State (12/22/16)
Career:	3 (2x), last vs. McNeese State (12/22/16)
ACC:	3, at Duke (2/6/16)
<b>FG Made</b>	
Season:	2 (2x), last vs. McNeese State (12/22/16)
Career:	2 (2x), last vs. McNeese State (12/22/16)
ACC:	1 (3x), last vs. Virginia Tech (1/4/17)
<b>FG Attempted</b>	
Season:	4, vs. McNeese State (12/22/16)
Career:	4, vs. McNeese State (12/22/16)
ACC:	2 (2x), last at Florida State (2/1/16)
<b>3FG Made</b>	
Season:	1, vs. Creighton (11/20/16)
Career:	1 (2x), last vs. Creighton (11/20/16)
ACC:	-
<b>3FG Attempted</b>	
Season:	1 (5x), last vs. McNeese State (12/22/16)
Career:	2, at South Florida (12/13/15)
ACC:	1 (3x), last at UNC-Chapel Hill (1/8/17)
<b>FT Made</b>	
Season:	2, vs. McNeese State (12/22/16)
Career:	2, vs. McNeese State (12/22/16)
ACC:	1 (2x), last vs. Virginia Tech (1/4/17)
<b>FT Attempted</b>	
Season:	2, vs. McNeese State (12/22/16)
Career:	2 (2x), last vs. McNeese State (12/22/16)
ACC:	2, at Wake Forest (1/10/16)
<b>Assists</b>	
Season:	1 (2x), last vs. McNeese State (12/22/16)
Career:	1 (2x), last vs. McNeese State (12/22/16)
ACC:	-
<b>Steals</b>	
Season:	1, vs. McNeese State (12/22/16)
Career:	1 (3x), last vs. McNeese State (12/22/16)
ACC:	1, at Syracuse (2/27/16)
<b>Blocks</b>	
Season:	1, vs. St. Francis Brooklyn (11/13/16)
Career:	1 (2x), last vs. St. Francis Brooklyn (11/13/16)
ACC:	1, vs. Duke (3/9/16)
<b>Minutes</b>	
Season:	13, vs. McNeese State (12/22/16)
Career:	13, vs. McNeese State (12/22/16)
ACC:	8 (2x), last at Notre Dame (3/5/16)



# 31

## Spencer Newman

6'3" ♦ 186

Career/Season Highs	
<b>Points</b>	
Season:	-
ACC:	-
<b>Rebounds</b>	
Season:	-
ACC:	-
<b>FG Made</b>	
Season:	-
ACC:	-
<b>FG Attempted</b>	
Season:	-
ACC:	-
<b>3FG Made</b>	
Season:	-
ACC:	-
<b>3FG Attempted</b>	
Season:	-
ACC:	-
<b>FT Made</b>	
Season:	-
ACC:	-
<b>FT Attempted</b>	
Season:	-
ACC:	-
<b>Assists</b>	
Season:	-
ACC:	-
<b>Steals</b>	
Season:	-
ACC:	-
<b>Blocks</b>	
Season:	-
ACC:	-
<b>Minutes</b>	
Season:	-
ACC:	-

**Noting Newman:** Freshman invited walk-on. Turned down scholarship offers from smaller DI schools to walk-on to NC State. Four-year lettermen at Bayside Academy. Led his team in scoring all four years of high school and finished career as school's all-time leading scorer with 2,232 points.

**This season:** Has not played in a game this season.

### 2016-17 Game-by-Game Stats

Date	Opponent	ST	MIN	FG-FGA	Pct.	3FG-FGA	Pct.	FT-FTA	Pct.	O-D-T	PF	A	TO	BLK	STL	PTS
N11	Ga. Southern															
N13	St. Francis															
N18	vs. Montana															
N20	vs. Creighton															
N21	vs. Saint Joseph's															
N26	Loyola (Chi.)															
N29	@Illinois															
D3	Boston Univ.															
D10	Tennessee St.															
D15	App. State															
D18	Fairfield															
D22	McNeese St.															
D28	Rider															
D31	@Miami															
J4	Va. Tech															
J7	@UNC-CH															
J11	@Boston Coll.															
J15	Ga. Tech															
J17	Pittsburgh															
J21	Wake Forest															
J23	@Duke															
J29	@Louisville															
F1	Syracuse															
F4	Miami															
F8	@Florida St.															
F11	@Wake Forest															
F15	UNC-CH															
F18	Notre Dame															
F21	@Ga. Tech															
F25	Virginia															
M1	@Clemson															

### Newman Career Stats

Year	GP-GS	Min.	Avg.	FG-FGA	Pct.	3FG-FGA	Pct.	FT-FTA	Pct.	OFF-DEF	Tot.-Avg.	PF-FO	A	TO	BLK	STL	PTS	Avg.
2016-17	0-0	-	-	-	-	-	-	-	-	-	-	-	-	-	-	-	-	-



# 24

## Maverick Rowan

6'7" ♦ 215

**Noting Rowan:** Graduated high school a year early to join NC State. As a freshman last season, started 31 games and ranked second on the team and 12th in ACC with 33.4 minutes per game. He made 81 three-pointers as a freshman to set a program record for most three-pointers made in a freshman season. He ranked fifth in the ACC with 2.45 three-pointers per game.

**This season:** Started season-opener vs. Georgia Southern and scored 17 points and pulled down a career-high nine rebounds in the win. Missed seven straight games after reporting concussion-like symptoms following the game ... Made first appearance since season-opener on Dec. 10 vs. Tennessee State ... Had 13 points on 4-of-8 shooting in 23 minutes of action off-the-bench vs. Appalachian State on Dec. 15 ... Scored 15 points and grabbed 4 rebounds in 21 minutes off-the-bench vs. McNeese State on Dec. 22 ... Scored 12 points and pulled down 5 rebounds in 21 minutes off-the-bench vs. Rider on Dec. 28 ... Scored 13 points and had career-high 3 steals vs. Virginia Tech on Jan. 4 ... Also tied career-high with four assists against the Hokies ... Returned to the starting lineup for the first time since the season-opener, finishing with 8 points at Boston College ... Had 17 points and added six rebounds vs. Georgia Tech on Jan. 15 ... 21 points, hitting six three-pointers in win over Pittsburgh on Jan. 17 ... Scored 13 points and led team with 8 rebounds vs. Wake Forest on Jan. 21 ... Scored career-high 31 points vs. Syracuse on Feb. 1 ... Connected on 8-of-18 three-point attempts ... 8 three-pointers tied for second-most in single game in NC State history and 18 3-point attempts were most in a single game in NC State history ... Has connected on 33-of-74 three-pointers in ACC play ... 44.6% 3-point shooting in ACC play ranks 9th in conference ... 3.3 3-pointers per game in ACC play ranks 3rd in the conference.

### 2016-17 Game-by-Game Stats

Date	Opponent	ST	MIN	FG-FGA	Pct.	3FG-FGA	Pct.	FT-FTA	Pct.	O-D-T	PF	A	TO	BLK	STL	PTS
N11	Ga. Southern	*	38	5-11	.455	1-5	.200	6-7	.857	4-5-9	3	1	1	0	0	17
N13	St. Francis															
N18	vs. Montana															
N20	vs. Creighton															
N21	vs. Saint Joseph's															
N26	Loyola (Chi.)															
N29	@Illinois															
D3	Boston Univ.															
D10	Tennessee St.		12	0-2	.000	0-1	.000	2-3	.667	0-2-2	1	0	0	1	0	2
D15	App. State		23	4-8	.500	1-2	.500	4-4	1.000	2-0-2	3	1	1	0	0	13
D18	Fairfield		16	2-6	.333	2-5	.400	0-0	.000	1-1-2	3	1	0	1	1	6
D22	McNeese St.		21	6-11	.545	3-7	.429	0-0	.000	0-4-4	0	0	1	0	0	15
D28	Rider		21	5-9	.556	1-5	.200	1-1	1.000	2-3-5	1	1	0	0	1	12
D31	@Miami		24	2-7	.286	2-4	.500	0-0	.000	1-0-1	1	0	1	0	0	6
J4	Va. Tech		27	6-13	.462	1-6	.167	0-0	.000	0-3-3	1	4	2	0	3	13
J7	@UNC-CH		19	4-8	.500	3-5	.600	0-0	.000	0-1-1	0	0	2	0	0	11
J11	@Boston Coll.	*	26	3-5	.600	2-3	.667	0-0	.000	0-0-0	1	1	3	0	1	8
J15	Ga. Tech	*	34	7-16	.438	3-7	.429	0-0	.000	2-4-6	1	0	1	0	0	17
J17	Pittsburgh	*	31	7-13	.538	6-9	.667	1-2	.500	1-4-5	1	2	4	0	0	21
J21	Wake Forest	*	37	5-11	.455	3-8	.375	0-0	.000	1-7-8	2	0	1	0	1	13
J23	@Duke	*	30	2-7	.286	2-6	.333	3-4	.750	0-4-4	4	1	1	0	0	9
J29	@Louisville	*	30	4-12	.333	3-8	.375	2-2	1.000	0-3-3	1	0	1	0	0	13
F1	Syracuse	*	45	11-23	.478	8-18	.444	1-1	1.000	1-1-2	1	1	2	1	2	31
F4	Miami															
F8	@Florida St.															
F11	@Wake Forest															
F15	UNC-CH															
F18	Notre Dame															
F21	@Ga. Tech															
F25	Virginia															
M1	@Clemson															

### Rowan Career Stats

Year	GP-GS	Min.	Avg.	FG-FGA	Pct.	3FG-FGA	Pct.	FT-FTA	Pct.	OFF-DEF	Tot.-Avg.	PF-FO	A	TO	BLK	STL	PTS	Avg.
2015-16	33-31	1102	33.4	140-389	.360	81-241	.336	65-85	.765	29-73	102-3.1	73-0	23	49	2	15	426	12.9
2016-17	16-8	434	27.1	73-162	.451	41-99	.414	20-24	.833	15-42	57-3.6	24-0	13	21	3	10	207	12.9
<b>TOTALS</b>	<b>49-39</b>	<b>1536</b>	<b>31.3</b>	<b>213-551</b>	<b>.387</b>	<b>122-340</b>	<b>.359</b>	<b>85-109</b>	<b>.780</b>	<b>44-115</b>	<b>159-3.2</b>	<b>97-0</b>	<b>36</b>	<b>70</b>	<b>5</b>	<b>25</b>	<b>633</b>	<b>12.9</b>

### Career/Season Highs

<b>Points</b>	
Season:	31, vs. Syracuse (2/1/17)
Career:	31, vs. Syracuse (2/1/17)
ACC:	31, vs. Syracuse (2/1/17)
<b>Rebounds</b>	
Season:	9, vs. Georgia Southern (11/11/16)
Career:	9, vs. Georgia Southern (11/11/16)
ACC:	8, vs. Wake Forest (1/21/17)
<b>FG Made</b>	
Season:	11, vs. Syracuse (2/1/17)
Career:	11, vs. Syracuse (2/1/17)
ACC:	11, vs. Syracuse (2/1/17)
<b>FG Attempted</b>	
Season:	23, vs. Syracuse (2/1/17)
Career:	23, vs. Syracuse (2/1/17)
ACC:	23, vs. Syracuse (2/1/17)
<b>3FG Made</b>	
Season:	8, vs. Syracuse (2/1/17)
Career:	8, vs. Syracuse (2/1/17)
ACC:	8, vs. Syracuse (2/1/17)
<b>3FG Attempted</b>	
Season:	18, vs. Syracuse (2/1/17)
Career:	18, vs. Syracuse (2/1/17)
ACC:	18, vs. Syracuse (2/1/17)
<b>FT Made</b>	
Season:	6, vs. Georgia Southern (11/11/16)
Career:	7 (2x), last vs. Wake Forest (3/8/16)
ACC:	7 (2x), last vs. Wake Forest (3/8/16)
<b>FT Attempted</b>	
Season:	7, vs. Georgia Southern (11/11/16)
Career:	9, vs. Florida State (1/13/16)
ACC:	9, vs. Florida State (1/13/16)
<b>Assists</b>	
Season:	4, vs. Virginia Tech (1/4/17)
Career:	4 (2x), last vs. Virginia Tech (1/4/17)
ACC:	4 (2x), last vs. Virginia Tech (1/4/17)
<b>Steals</b>	
Season:	3, vs. Virginia Tech (1/4/17)
Career:	3, vs. Virginia Tech (1/4/17)
ACC:	3, vs. Virginia Tech (1/4/17)
<b>Blocks</b>	
Season:	1 (3x), last vs. Syracuse (2/1/17)
Career:	1 (5x), last vs. Syracuse (2/1/17)
ACC:	1 (3x), last vs. Syracuse (2/1/17)
<b>Minutes</b>	
Season:	45, vs. Syracuse (2/1/17)
Career:	45, vs. Syracuse (2/1/17)
ACC:	45, vs. Syracuse (2/1/17)



4

Dennis Smith, Jr.  
6'3" ♦ 195

**Noting Smith:** Consensus five-star recruit. Was ranked as a top-10 player in his class on every recruiting website. He averaged 22.2 points per game as a junior at Trinity Christian School and was named North Carolina's Gatorade Player of the Year while leading team to 1A high school state semifinals. Led Trinity Christian to a state championship as a sophomore. He tore his ACL in August of 2015 and elected to enroll at NC State in January of 2016.

**This season:** Preseason ACC Rookie of the Year and also on Bob Cousy Award, Wooden Award and Naismith Trophy watch lists ... **Has led team in scoring in 9 of the last 14 games ... Leads all ACC freshmen in scoring (18.7), assists (6.9) and steals (2.2) ... Has had at least a 3:1 assist-to-turnover ratio in 11 of 23 games this season ...** Has a 2.23 assist-to-turnover ratio for the season .. **Has at least 2 steals in 14 of last 15 games ...** Scored 11 points and passed out five assists in his NC State debut ... Scored 21 and had 3 steals vs. Montana on Nov. 18 ... Scored 21 points and passed out 7 assists vs. Creighton on Nov. 20 ... Recorded 24 points and eight assists in win over Saint Joseph's on Nov. 21 ... Scored 30 points on 13-of-22 shooting and added 7 assists, 6 rebounds and 3 steals in win over Loyola (Chicago) on Nov. 26 ... Had 19 points, 6 assists and 4 steals vs. Tennessee State on Dec. 10 ... Team-high 22 points, 6 assists and had all 3 of the Pack's steals in win over Appalachian State on Dec. 15 ... 17 points and 9 assists vs. Fairfield on Dec. 18 ... Led team in points (23), assists (6), steals (3) and blocks (2) vs. McNeese State on Dec. 20 ... Set a PNC Arena record and most by an NCAA DI player this season with 16 assists vs. Rider on Dec. 28 ... Also led team with 19 points in ... Led team with 21 points and five assists at Miami on Dec. 31 ... Became first freshmen in ACC history to record a triple-double against an ACC opponent with 27 points, 11 rebounds and 11 assists vs. Virginia Tech on Jan. 4 ... Also had career-high 5 steals against the Hokies ... 31 points and also led team in rebounds (6), assists (6), steals (2) and blocks (2) vs. Georgia Tech on Jan. 15 ... Scored season-best 32 points (10-18 FGs) and added 6 assists and 2 steals in win at Duke on Jan. 23 ... Became first player in ACC history with two triple-doubles against ACC opponents in a single season with 13 points/11 rebounds/15 assists vs. Syracuse on Feb. 1 ... Ranks 6th in the ACC in scoring (18.7), 1st in assists (6.9) and 1st in steals (2.2).

2016-17 Game-by-Game Stats

Date	Opponent	ST	MIN	FG-FGA	Pct.	3FG-FGA	Pct.	FT-FTA	Pct.	O-D-T	PF	A	TO	BLK	STL	PTS
N11	Ga. Southern	*	36	3-13	.231	0-5	.000	5-6	.833	0-1-1	2	5	1	0	1	11
N13	St. Francis	*	26	3-9	.333	0-2	.000	6-7	.857	1-2-3	4	3	1	0	1	12
N18	vs. Montana	*	30	6-12	.500	2-5	.400	7-7	1.000	1-3-4	2	3	4	0	3	21
N20	vs. Creighton	*	37	6-16	.375	2-6	.333	7-9	.778	0-3-3	4	7	2	0	0	21
N21	vs. Saint Joseph's	*	39	6-15	.400	3-6	.500	9-10	.900	0-3-3	1	8	2	0	2	24
N26	Loyola (Chi.)	*	40	13-22	.591	1-3	.333	3-4	.750	1-5-6	0	7	2	0	3	30
N29	@Illinois	*	38	4-11	.364	0-2	.000	4-4	1.000	0-7-7	3	3	4	0	0	12
D3	Boston Univ.	*	37	4-12	.333	1-5	.200	6-10	.600	0-2-2	1	3	3	1	1	15
D10	Tennessee St.	*	42	7-19	.368	1-4	.250	4-9	.444	1-3-4	2	6	3	1	4	19
D15	App. State	*	27	5-8	.625	1-2	.500	11-12	.917	0-2-2	1	6	4	0	3	22
D18	Fairfield	*	31	6-10	.600	5-7	.714	0-0	.000	0-5-5	2	9	4	1	2	17
D22	McNeese St.	*	20	9-12	.750	4-5	.800	1-1	1.000	0-4-4	0	6	2	2	3	23
D28	Rider	*	34	7-15	.467	3-6	.500	2-2	1.000	0-4-4	3	16	4	0	2	19
D31	@Miami	*	35	7-14	.500	3-8	.375	4-8	.500	1-2-3	3	5	5	0	2	21
J4	Va. Tech	*	34	9-16	.563	0-1	.000	9-15	.600	2-9-11	2	11	5	0	5	27
J7	@UNC-CH	*	26	4-11	.364	2-6	.333	1-1	1.000	0-5-5	3	5	6	0	3	11
J11	@Boston Coll.	*	33	4-9	.444	1-4	.250	6-10	.600	1-2-3	1	3	2	0	3	15
J15	Ga. Tech	*	38	10-21	.476	4-8	.500	7-10	.700	2-6-8	1	6	2	2	2	31
J17	Pittsburgh	*	39	4-13	.308	1-7	.143	2-2	1.000	0-3-3	2	6	2	0	2	11
J21	Wake Forest	*	37	3-9	.333	0-3	.000	9-11	.818	1-6-7	4	13	2	1	2	15
J23	@Duke	*	33	10-18	.556	4-6	.667	8-15	.533	0-4-4	1	6	3	0	2	32
J29	@Louisville	*	29	3-12	.250	0-2	.000	2-4	.500	2-3-5	3	6	5	0	3	8
F1	Syracuse	*	43	4-8	.500	2-6	.333	3-4	.750	1-10-11	1	15	2	0	1	13
F4	Miami															
F8	@Florida St.															
F11	@Wake Forest															
F15	UNC-CH															
F18	Notre Dame															
F21	@Ga. Tech															
F25	Virginia															
M1	@Clemson															

Career/Season Highs

**Points**  
Season: 32, at Duke (1/23/17)  
ACC: 32, at Duke (1/23/17)

**Rebounds**  
Season: 11 (2x), last vs. Syracuse (2/1/17)  
ACC: 11 (2x), last vs. Syracuse (2/1/17)

**FG Made**  
Season: 13, vs. Loyola (Chi.) (11/26/16)  
ACC: 10 (2x), last at Duke (1/23/17)

**FG Attempted**  
Season: 22, vs. Loyola (Chi.) (11/26/16)  
ACC: 21, vs. Georgia Tech (1/15/17)

**3FG Made**  
Season: 5, vs. Fairfield (12/18/16)  
ACC: 4 (2x), last at Duke (1/23/17)

**3FG Attempted**  
Season: 8 (2x), last vs. Georgia Tech (1/15/17)  
ACC: 8 (2x), last vs. Georgia Tech (1/15/17)

**FT Made**  
Season: 11, vs. Appalachian State (12/15/16)  
ACC: 9 (2x), last vs. Wake Forest (1/21/17)

**FT Attempted**  
Season: 15 (2x), last at Duke (1/23/17)  
ACC: 15 (2x), last at Duke (1/23/17)

**Assists**  
Season: 16, vs. Rider (12/28/16)  
ACC: 15, vs. Syracuse (2/1/17)

**Steals**  
Season: 5, vs. Virginia Tech (1/4/17)  
ACC: 5, vs. Virginia Tech (1/4/17)

**Blocks**  
Season: 2 (2x), last vs. Georgia Tech (1/15/17)  
ACC: 2, vs. Georgia Tech (1/15/17)

**Minutes**  
Season: 43, vs. Syracuse (2/1/17)  
ACC: 43, vs. Syracuse (2/1/17)

Smith Career Stats

Year	GP-GS	Min.	Avg.	FG-FGA	Pct.	3FG-FGA	Pct.	FT-FTA	Pct.	OFF-DEF	Tot.-Avg.	PF-FO	A	TO	BLK	STL	PTS	Avg.
2016-17	23-23	784	34.1	137-305	.449	40-109	.367	116-161	.720	14-94	108-4.7	46-0	158	71	8	50	430	18.7



# 42

## Tucker Thompson

### 6'10" ♦ 248

**Noting Thompson:** Junior walk-on. He started his career as a scholarship player at Western Carolina, but elected to transfer to NC State after one season. He transferred to NC State for the engineering program. He did not play basketball last season and joined the team this summer. He is eligible to play this season for the Pack. He appeared in all 32 games, while making 15 starts as a freshman for Western Carolina. He was named the Souther Conference's Freshman of the Week on February 3.

**This season:** Made season-debut vs. Appalachian State on Dec. 15 and scored two points. Scored two points and grabbed two rebounds vs. McNeese State on Dec. 22.

### 2016-17 Game-by-Game Stats

Date	Opponent	ST	MIN	FG-FGA	Pct.	3FG-FGA	Pct.	FT-FTA	Pct.	O-D-T	PF	A	TO	BLK	STL	PTS
N11	Ga. Southern															
N13	St. Francis															
N18	vs. Montana															
N20	vs. Creighton															
N21	vs. Saint Joseph's															
N26	Loyola (Chi.)															
N29	@Illinois															
D3	Boston Univ.															
D10	Tennessee St.															
D15	App. State	1		1-1	1.000	0-0	.000	0-0	.000	0-0-0	0	0	0	0	0	2
D18	Fairfield	1		0-0	.000	0-0	.000	0-0	.000	0-0-0	1	0	0	0	0	0
D22	McNeese St.	2		1-3	.333	0-0	.000	0-0	.000	1-1-2	1	0	0	0	0	2
D28	Rider	2		1-1	1.000	0-0	.000	0-0	.000	0-0-0	0	0	0	0	0	2
D31	@Miami															
J4	Va. Tech	1		0-0	.000	0-0	.000	0-0	.000	0-0-0	0	0	0	0	0	0
J7	@UNC-CH															
J11	@Boston Coll.															
J15	Ga. Tech															
J17	Pittsburgh															
J21	Wake Forest															
J23	@Duke															
J29	@Louisville															
F1	Syracuse															
F4	Miami															
F8	@Florida St.															
F11	@Wake Forest															
F15	UNC-CH															
F18	Notre Dame															
F21	@Ga. Tech															
F25	Virginia															
M1	@Clemson															

### Career/Season Highs

<b>Points</b>	
Season:	2 (3x), last vs. Rider (12/28/16)
Career:	12, vs. St. Catharine (12/30/14)
ACC:	-
<b>Rebounds</b>	
Season:	2, vs. McNeese State (12/22/16)
Career:	11, at VMI (1/29/15)
ACC:	-
<b>FG Made</b>	
Season:	1 (3x), last vs. Rider (12/28/16)
Career:	4 (2x), last vs. St. Catharine (12/30/14)
ACC:	-
<b>FG Attempted</b>	
Season:	3, vs. McNeese State (12/22/16)
Career:	6 (3x), last vs. Wofford (2/14/15)
ACC:	-
<b>3FG Made</b>	
Season:	-
Career:	-
ACC:	-
<b>3FG Attempted</b>	
Season:	-
Career:	1, vs. Mercer (1/22/15)
ACC:	-
<b>FT Made</b>	
Season:	-
Career:	5, at VMI (1/29/15)
ACC:	-
<b>FT Attempted</b>	
Season:	-
Career:	7, vs. St. Catharine (12/30/14)
ACC:	-
<b>Assists</b>	
Season:	-
Career:	2 (3x), last at VMI (1/29/15)
ACC:	-
<b>Steals</b>	
Season:	-
Career:	2 (4x), last at UNC-Greensboro (1/31/15)
ACC:	-
<b>Blocks</b>	
Season:	-
Career:	2 (2x), last vs. Wofford (2/14/15)
ACC:	-
<b>Minutes</b>	
Season:	2 (2x), last vs. Rider (12/28/16)
Career:	29, vs. Mercer (1/22/15)
ACC:	-

### Thompson Career Stats

Year	GP-GS	Min.	Avg.	FG-FGA	Pct.	3FG-FGA	Pct.	FT-FTA	Pct.	OFF-DEF	Tot.-Avg.	PF-FO	A	TO	BLK	STL	PTS	Avg.
2014-15	32-15	471	14.7	36-77	.468	0-1	0-0	25-38	.658	38-53	91-2.8	47-0	17	20	13	14	97	3.0
2015-16											DID NOT PLAY							
2016-17	5-0	7	1.4	3-5	.600	0-0	.000	0-0	.000	1-1	2-0.5	2-0	0	0	0	0	6	1.2
<b>TOTALS</b>	<b>37-15</b>	<b>478</b>	<b>13.3</b>	<b>39-82</b>	<b>.476</b>	<b>0-1</b>	<b>0-0</b>	<b>25-38</b>	<b>.658</b>	<b>39-54</b>	<b>93-2.6</b>	<b>49-0</b>	<b>17</b>	<b>20</b>	<b>13</b>	<b>14</b>	<b>103</b>	<b>2.8</b>



# 14

## Omer Yurtseven

### 7'0" ♦ 245

pronounced: (Oh-mere Yurt-SEV-in)

**Noting Yurtseven:** Consensus five-start recruit. He was ranked as the No. 3 center prospect in the 2016 recruiting class by Scout. He has extensive national team experience with Turkey. He was named to the All-Star Five at the 2016 FIBA U-20 European Championship. He helped lead Turkey to the bronze medal, averaging a team-best 10.4 points per game and added 5.6 rebounds per game. Scored 91 points and grabbed 28 rebounds in a Turkish U-18 basketball game in the spring of 2016. Hit 39-of-60 field goal attempts in the game, including five three-pointers.

**This season:** Missed first nine games of the season ... In season-debut, scored 12 points and grabbed 4 rebounds in 24 minutes off-the-bench vs. Appalachian State ... Was 4-of-6 from the field, including 1-of-1 from three ... Scored 12 points, grabbed 6 rebounds and passed out 3 assists vs. Fairfield ... Pulled down 7 rebounds, scored 4 points and recorded 3 assists vs. McNeese State ... Made first career start and scored 16 points on 7-of-11 shooting vs. Rider on Dec. 28 ... Had eight rebounds at UNC-Chapel Hill on Jan. 8 ... Recorded first double-double with 12 points and season-best 16 rebounds vs. Pittsburgh on Jan. 17 ... Had second double-digit scoring performance in ACC play with 10 points on 4-of-6 shooting vs. Syracuse on Feb. 1.

#### 2016-17 Game-by-Game Stats

Date	Opponent	ST	MIN	FG-FGA	Pct.	3FG-FGA	Pct.	FT-FTA	Pct.	O-D-T	PF	A	TO	BLK	STL	PTS
N11	Ga. Southern									DID NOT PLAY						
N13	St. Francis									DID NOT PLAY						
N18	vs. Montana									DID NOT PLAY						
N20	vs. Creighton									DID NOT PLAY						
N21	vs. Saint Joseph's									DID NOT PLAY						
N26	Loyola (Chi.)									DID NOT PLAY						
N29	@Illinois									DID NOT PLAY						
D3	Boston Univ.									DID NOT PLAY						
D10	Tennessee St.									DID NOT PLAY						
D15	App. State		24	4-6	.667	1-1	1.000	3-4	.750	0-4-4	4	0	4	0	0	12
D18	Fairfield		28	6-11	.545	0-0	.000	0-2	.000	1-5-6	3	3	1	1	0	12
D22	McNeese St.		19	1-4	.250	0-0	.000	2-2	1.000	4-3-7	4	3	2	0	0	4
D28	Rider	*	21	7-11	.636	0-0	.000	2-2	1.000	1-4-5	4	1	1	0	0	16
D31	@Miami	*	26	2-6	.333	0-0	.000	1-2	.500	1-3-4	3	2	1	1	1	5
J4	Va. Tech	*	13	2-2	1.000	0-0	.000	0-0	.000	0-4-4	4	0	1	1	0	4
J7	@UNC-CH	*	26	1-5	.200	0-0	.000	0-0	.000	2-6-8	4	0	1	0	0	2
J11	@Boston Coll.	*	16	2-8	.250	0-1	.000	0-0	.000	1-1-2	2	1	0	1	1	4
J15	Ga. Tech	*	16	1-4	.250	0-0	.000	0-0	.000	2-4-6	1	3	0	1	0	2
J17	Pittsburgh	*	27	5-10	.500	0-0	.000	2-2	1.000	8-8-16	4	1	3	0	0	12
J21	Wake Forest	*	14	3-4	.750	0-0	.000	0-0	.000	2-2-4	5	1	2	0	0	6
J23	@Duke	*	12	0-2	.000	0-0	.000	0-0	.000	0-1-1	4	0	0	0	0	0
J29	@Louisville	*	24	2-4	.500	0-0	.000	3-4	.750	1-4-5	1	1	0	2	0	7
F1	Syracuse	*	34	4-6	.667	0-0	.000	2-6	.333	2-2-4	3	3	1	2	1	10
F4	Miami															
F8	@Florida St.															
F11	@Wake Forest															
F15	UNC-CH															
F18	Notre Dame															
F21	@Ga. Tech															
F25	Virginia															
M1	@Clemson															

#### Career/Season Highs

<b>Points</b>	
Season:	16, vs. Rider (12/28/16)
ACC:	12, vs. Pittsburgh (1/17/17)
<b>Rebounds</b>	
Season:	16, vs. Pittsburgh (1/17/17)
ACC:	16, vs. Pittsburgh (1/17/17)
<b>FG Made</b>	
Season:	7, vs. Rider (12/28/16)
ACC:	5, vs. Pittsburgh (1/17/17)
<b>FG Attempted</b>	
Season:	11 (2x), last vs. Rider (12/28/16)
ACC:	10, vs. Pittsburgh (1/17/17)
<b>3FG Made</b>	
Season:	1, vs. Appalachian State (12/15/16)
ACC:	-
<b>3FG Attempted</b>	
Season:	1 (2x), last at Boston College (1/11/17)
ACC:	1, at Boston College (1/11/17)
<b>FT Made</b>	
Season:	3 (2x), last at Louisville (1/29/17)
ACC:	3, at Louisville (1/29/17)
<b>FT Attempted</b>	
Season:	6, vs. Syracuse (2/1/17)
ACC:	6, vs. Syracuse (2/1/17)
<b>Assists</b>	
Season:	3 (4x), last vs. Syracuse (2/1/17)
ACC:	3 (2x), last vs. Syracuse (2/1/17)
<b>Steals</b>	
Season:	1 (3x), last vs. Syracuse (2/1/17)
ACC:	1 (3x), last vs. Syracuse (2/1/17)
<b>Blocks</b>	
Season:	2 (2x), last vs. Syracuse (2/1/17)
ACC:	2 (2x), last vs. Syracuse (2/1/17)
<b>Minutes</b>	
Season:	34, vs. Syracuse (2/1/17)
ACC:	34, vs. Syracuse (2/1/17)

#### Yurtseven Career Stats

Year	GP-GS	Min.	Avg.	FG-FGA	Pct.	3FG-FGA	Pct.	FT-FTA	Pct.	OFF-DEF	Tot.-Avg.	PF-FO	A	TO	BLK	STL	PTS	Avg.
2016-17	14-11	300	21.4	40-83	.482	1-2	.500	15-24	.625	25-51	76-5.4	46-1	19	17	9	3	96	6.9



**2016-17 NC State Basketball**  
**NC State Combined Team Statistics (as of Feb 01, 2017)**  
**All games**



RECORD:	OVERALL	HOME	AWAY	NEUTRAL
ALL GAMES	14-9	11-3	1-5	2-1
CONFERENCE	3-7	2-3	1-4	0-0
NON-CONFERENCE	11-2	9-0	0-1	2-1

#	Player	gp-gs	min	avg	Total		3-Point		F-Throw		Rebounds				pf	dq	a	to	blk	stl	pts	avg
					fg-fga	fg%	3fg-fga	3fg%	ft-fga	ft%	off	def	tot	avg								
04	SMITH, JR, DENNIS	23-23	784	34.1	137-305	.449	40-109	.367	116-161	.720	14	94	108	4.7	46	0	158	71	8	50	430	18.7
03	HENDERSON, TERRY	23-23	724	31.5	102-229	.445	58-148	.392	68-87	.782	12	56	68	3.0	56	3	40	35	12	14	330	14.3
24	ROWAN, MAVERICK	16-8	434	27.1	73-162	.451	41-99	.414	20-24	.833	15	42	57	3.6	24	0	13	21	3	10	207	12.9
00	ABU, ABDUL-MALIK	23-23	652	28.3	113-205	.551	0-3	.000	52-69	.754	56	111	167	7.3	73	1	26	55	23	9	278	12.1
02	DORN, TORIN	23-16	577	25.1	93-176	.528	21-50	.420	43-65	.662	20	97	117	5.1	30	0	23	33	3	12	250	10.9
14	YURTSEVEN, OMER	14-11	300	21.4	40-83	.482	1-2	.500	15-24	.625	25	51	76	5.4	46	1	19	17	9	3	96	6.9
23	KAPITA, TED	17-2	225	13.2	32-54	.593	0-0	.000	18-22	.818	20	50	70	4.1	33	2	6	14	4	2	82	4.8
11	JOHNSON, MARKELL	22-0	465	21.1	34-96	.354	8-39	.205	12-22	.545	11	23	34	1.5	48	2	55	24	7	22	88	4.0
21	ANYA, BEEJAY	22-9	300	13.6	27-48	.563	0-0	.000	18-41	.439	17	44	61	2.8	47	2	10	18	28	1	72	3.3
22	KIRK, SHAUN	10-0	52	5.2	7-13	.538	1-7	.143	4-5	.800	1	7	8	0.8	8	0	2	6	1	1	19	1.9
13	CORCHIANI JR., CHRI	5-0	7	1.4	2-6	.333	0-0	.000	2-2	1.000	0	0	0	0.0	2	0	2	2	0	0	6	1.2
42	THOMPSON, TUCKER	5-0	7	1.4	3-5	.600	0-0	.000	0-0	.000	1	1	2	0.4	2	0	0	0	0	0	6	1.2
05	HICKS, DARIUS	17-0	115	6.8	1-5	.200	0-0	.000	3-13	.231	7	15	22	1.3	12	0	6	5	2	0	5	0.3
15	BRICKHOUSE, CHRIS	5-0	8	1.6	0-1	.000	0-0	.000	0-0	.000	3	2	5	1.0	0	0	1	2	1	0	0	0.0
Team											40	40	80		3		10					
Total.....		23	4650		664-1388	.478	170-457	.372	371-535	.693	242	633	875	38.0	430	11	361	313	101	124	1869	81.3
Opponents.....		23	4650		642-1478	.434	190-545	.349	336-460	.730	268	556	824	35.8	447	-	313	277	58	153	1810	78.7

TEAM STATISTICS	ST	OPP	Date	Opponent	Score	Att.
SCORING	1869	1810	11/11/16	GEORGIA SOUTHERN	W 81-79	16226
Points per game	81.3	78.7	11/13/16	ST. FRANCIS BROOKLYN	W 86-61	14792
Scoring margin	+2.6	-	11/18/16	vs Montana	W 85-72	0
FIELD GOALS-ATT	664-1388	642-1478	11/20/16	vs Creighton	L 94-112	2755
Field goal pct	.478	.434	11/21/16	vs Saint Joseph's	W 73-63	0
3 POINT FG-ATT	170-457	190-545	11/26/16	LOYOLA CHICAGO	W 79-77	15141
3-point FG pct	.372	.349	11/29/16	at Illinois	L 74-88	13481
3-pt FG made per game	7.4	8.3	12/03/16	BOSTON UNIVERSITY	W 77-73	15986
FREE THROWS-ATT	371-535	336-460	12/10/16	TENNESSEE STATE	Wot 67-55	5500
Free throw pct	.693	.730	12/15/16	APPALACHIAN STATE	W 97-64	16417
F-Throws made per game	16.1	14.6	12/18/16	FAIRFIELD	W 99-78	15564
REBOUNDS	875	824	12/22/16	MCNEESE STATE	W 89-57	15186
Rebounds per game	38.0	35.8	12/28/16	RIDER	W 99-71	16111
Rebounding margin	+2.2	-	* 12/31/16	at Miami	L 63-81	6837
ASSISTS	361	313	* 01/04/17	VIRGINIA TECH	W 104-78	16185
Assists per game	15.7	13.6	* 01/08/17	at North Carolina	L 56-107	16133
TURNOVERS	313	277	* 01/11/17	at Boston College	L 66-74	3904
Turnovers per game	13.6	12.0	* 01/15/17	GEORGIA TECH	L 76-86	17781
Turnover margin	-1.6	-	* 01/17/17	PITTSBURGH	W 79-74	15877
Assist/turnover ratio	1.2	1.1	* 01/21/17	WAKE FOREST	L 88-93	18823
STEALS	124	153	* 1/23/17	at Duke	W 84-82	9314
Steals per game	5.4	6.7	* 1/29/17	at LOUISVILLE	L 60-85	21650
BLOCKS	101	58	* 02/01/17	SYRACUSE	Lot 93-100	16346
Blocks per game	4.4	2.5				
ATTENDANCE	215935	74074				
Home games-Avg/Game	14-15424	6-11886				
Neutral site-Avg/Game	-	3-918				

\* - Conference game

Score by Periods	1st	2nd	OT	Totals
NC State	902	944	23	1869
Opponents	862	930	18	1810





**2016-17 NC State Basketball  
NC State Combined Team Statistics (as of Feb 01, 2017)  
Conference games**



RECORD:	OVERALL	HOME	AWAY	NEUTRAL
ALL GAMES	3-7	2-3	1-4	0-0
CONFERENCE	3-7	2-3	1-4	0-0
NON-CONFERENCE	0-0	0-0	0-0	0-0

#	Player	gp-gs	min	Total		3-Point		F-Throw		Rebounds		pf	dq	a	to	blk	stl	pts	avg			
				fg-fga	fg%	3fg-fga	3fg%	ft-fa	ft%	off	def									tot	avg	
04	SMITH, JR, DENNIS	10-10	347	34.7	58-131	.443	17-51	.333	51-80	.638	10	50	60	6.0	21	0	76	34	3	25	184	18.4
24	ROWAN, MAVERICK	10-7	303	30.3	51-115	.443	33-74	.446	7-9	.778	6	27	33	3.3	13	0	9	18	1	8	142	14.2
00	ABU, ABDUL-MALIK	10-10	316	31.6	56-103	.544	0-0	.000	15-21	.714	27	47	74	7.4	33	1	11	23	7	4	127	12.7
03	HENDERSON, TERRY	10-10	292	29.2	37-91	.407	24-66	.364	19-25	.760	3	21	24	2.4	26	2	17	19	4	3	117	11.7
02	DORN, TORIN	10-3	157	15.7	21-47	.447	5-15	.333	9-21	.429	8	25	33	3.3	7	0	5	16	0	3	56	5.6
14	YURTSEVEN, OMER	10-10	208	20.8	22-51	.431	0-1	.000	8-14	.571	19	35	54	5.4	31	1	12	9	8	3	52	5.2
11	JOHNSON, MARKELL	10-0	199	19.9	15-41	.366	2-17	.118	6-8	.750	7	8	15	1.5	25	1	21	11	0	9	38	3.8
21	ANYA, BEEJAY	9-0	108	12.0	12-17	.706	0-0	.000	3-13	.231	7	10	17	1.9	22	1	1	9	8	1	27	3.0
23	KAPITA, TED	8-0	73	9.1	9-17	.529	0-0	.000	3-3	1.000	7	13	20	2.5	13	1	0	4	1	1	21	2.6
22	KIRK, SHAUN	2-0	3	1.5	1-2	.500	0-1	.000	1-1	1.000	0	1	1	0.5	0	0	0	0	0	0	3	1.5
05	HICKS, DARIUS	5-0	16	3.2	1-1	1.000	0-0	.000	0-0	.000	0	0	0	0.0	1	0	1	0	0	0	2	0.4
15	BRICKHOUSE, CHRIS	1-0	1	1.0	0-0	.000	0-0	.000	0-0	.000	0	0	0	0.0	0	0	0	0	0	0	0	0.0
13	CORCHIANI JR., CHRIS	1-0	1	1.0	0-0	.000	0-0	.000	0-0	.000	0	0	0	0.0	1	0	0	0	0	0	0	0.0
42	THOMPSON, TUCKER	1-0	1	1.0	0-0	.000	0-0	.000	0-0	.000	0	0	0	0.0	0	0	0	0	0	0	0	0.0
Team											18	11	29	1	5							
Total.....		10	2025	283-616	.459	81-225	.360	122-195	.626	112	248	360	36.0	194	7	153	148	32	57	769	76.9	
Opponents.....		10	2025	297-622	.477	100-235	.426	166-217	.765	104	252	356	35.6	177	-	161	120	31	82	860	86.0	

TEAM STATISTICS	ST	OPP	Date	Opponent	Score	Att.
SCORING	769	860	* 12/31/16	at Miami	L 63-81	6837
Points per game	76.9	86.0	* 01/04/17	VIRGINIA TECH	w 104-78	16185
Scoring margin	-9.1	-	* 01/08/17	at North Carolina	L 56-107	16133
FIELD GOALS-ATT	283-616	297-622	* 01/11/17	at Boston College	L 66-74	3904
Field goal pct	.459	.477	* 01/15/17	GEORGIA TECH	L 76-86	17781
3 POINT FG-ATT	81-225	100-235	* 01/17/17	PITTSBURGH	w 79-74	15877
3-point FG pct	.360	.426	* 01/21/17	WAKE FOREST	L 88-93	18823
3-pt FG made per game	8.1	10.0	* 1/23/17	at Duke	w 84-82	9314
FREE THROWS-ATT	122-195	166-217	* 1/29/17	at LOUISVILLE	L 60-85	21650
Free throw pct	.626	.765	* 02/01/17	SYRACUSE	Lot 93-100	16346
F-Throws made per game	12.2	16.6	* - Conference game			
REBOUNDS	360	356				
Rebounds per game	36.0	35.6				
Rebounding margin	+0.4	-				
ASSISTS	153	161				
Assists per game	15.3	16.1				
TURNOVERS	148	120				
Turnovers per game	14.8	12.0				
Turnover margin	-2.8	-				
Assist/turnover ratio	1.0	1.3				
STEALS	57	82				
Steals per game	5.7	8.2				
BLOCKS	32	31				
Blocks per game	3.2	3.1				
ATTENDANCE	85012	57838				
Home games-Avg/Game	5-17002	5-11568				
Neutral site-Avg/Game	-	0-0				

Score by Periods	1st	2nd	OT	Totals
NC State	374	389	6	769
Opponents	413	434	13	860



0

**ABDUL-MALIK ABU**  
6-8/240  
Boston, Mass.



1

**LENNARD FREEMAN**  
6-9/267  
Washington, D.C.



2

**TORIN DORN**  
6-6/205  
Charlotte, N.C.



3

**TERRY HENDERSON**  
6-5/195  
Raleigh, N.C.



4

**DENNIS SMITH**  
6-3/195  
Fayetteville, N.C.



5

**DARIUS HICKS**  
6-7/231  
Quitman, Miss.



11

**MARKELL JOHNSON**  
6-1/164  
Cleveland, Ohio




12

**CAMERON GOTTFRIED**  
6-3/183  
Raleigh, N.C.



13

**CHRIS CORCHIANI, JR.**  
6-0/180  
Raleigh, N.C.



14

**OMER YURTSEVEN**  
7-0/245  
Istanbul, Turkey



15

**CHRIS BRICKHOUSE**  
6-5/205  
Raleigh, N.C.



21

**BEEJAY ANYA**  
6-9/320  
Washington, D.C.




22

**SHAUN KIRK**  
6-8/195  
Whiteville, N.C.




23

**TED KAPITA**  
6-8/219  
Kinshasa, DR Congo



24

**MAVERICK ROWAN**  
6-7/215  
Fort Lauderdale, Fla.



31

**SPENCER NEWMAN**  
6-3/186  
Daphne, Ala.



42

**TUCKER THOMPSON**  
6-10/248  
Huntersville, N.C.

**2016-17 NC State Coaching Staff**

**Head Coach:** Mark Gottfried (Alabama '87)  
**Assistant Coach:** Orlando Early (Gardner-Webb '90)  
**Assistant Coach:** Butch Pierre (Mississippi State '84)  
**Assistant Coach:** Heath Schroyer (Armstrong Atlantic State '95)  
**Director of Operations:** Jeff Dunlap (UCLA '86)  
**Director of Player Personnel:** Rob Moxley (Pfeiffer '94)  
**Video Coordinator:** Patrick McDonald (Alabama '00)  
**Assistant AD for Strength & Conditioning:** Bob Alejo (Chico State '82)  
**Athletic Trainer:** Ryan Holleman (Western Carolina '07)  
**Graduate Assistant:** Steven Marcus (St. Bonaventure '14)