



CONTACT: Amy (Woodruff) LaBrie, Associate Communications Director  
 O: (305) 284-3241 | C: (813) 410-1194  
 LaBrie@miami.edu | @CanesHoops

2015-16 SCHEDULE

DATE	OPPONENT	RADIO	TV	TIME
Nov. 13	UT Rio Grande Valley	\$	ESPN3	W, 86-59
Nov. 16	Louisiana	^	RSN	W, 93-77

**Puerto Rico Tip-Off**

Nov. 19	vs. Mississippi State	^	ESPN2	W, 105-79
Nov. 20	vs. No. 16 Utah	\$	ESPNU	W, 90-66
Nov. 22	vs. No. 22/20 Butler	\$	ESPN2	W, 85-75
Nov. 27	[15/19] Northeastern	^	ESPN3	L, 77-78
Dec. 1	[21] at Nebraska	^	ESPNU	W, 77-72 OT
Dec. 5	[21] Charlotte	\$	ESPN3	W, 88-60
Dec. 8	[17/20] RV Florida	^	ESPN2	W, 66-55
Dec. 19	[15/19] Co. of Charleston	^	FS South	W, 85-63
Dec. 22	[13/16] at La Salle	^	CBS SN	W, 95-49
Dec. 29	[13/15] Princeton	^	ESPN3	W, 76-64

Jan. 2	[13/15] Syracuse	\$	ACCN	W, 64-51
Jan. 9	[12/11] Florida State	\$	ESPN2	W, 72-59
Jan. 12	[8/9] at #13/11 Virginia	\$	ESPNU	L, 58-66
Jan. 16	[8/9] at Clemson	\$	ACCN	L, 65-76
Jan. 20	[15/14] at Boston College	\$	RSN	W, 67-53
Jan. 23	[15/14] Wake Forest	\$	ACCN	W, 77-63
Jan. 25	[15/13] No. 24/20 Duke	\$	ESPN	W, 80-69
Jan. 30	[15/13] at RV NC State	\$	ACCN	L, 69-85
Feb. 3	[17/15] RV Notre Dame	\$	ESPN2	W, 79-70
Feb. 7	[17/15] at Georgia Tech	\$	ESPNU	W, 75-68
Feb. 9	[12/11] -/RV Pittsburgh	^	ESPNU	W, 65-63
Feb. 14	[12/11] at Florida State	\$	ESPNU	W, 67-65
Feb. 17	[11/10] Virginia Tech	\$	RSN	W, 65-49
Feb. 20	[11/10] at No. 5/4 UNC	\$	CBS	L, 71-96
Feb. 22	[12/11] No. 3 Virginia	\$	ESPN	W, 64-61
Feb. 27	[12/11] No. 11/- Louisville	^	ACCN	W, 73-65
March 2	[7] at RV Notre Dame	\$	ESPN2	W, 68-50
March 5	[7] at Virginia Tech	\$	ACCN	L, 62-77

**ACC Tournament, Washington, D.C.**

March 10 [11]	#3 UM vs. #6 Virginia Tech	^	ESPN	W, 88-82
March 11 [11]	vs. #2 No. 3 Virginia	\$	ESPN	L, 68-73

**NCAA Tournament, Providence, R.I.**

March 17 [10/11]	#3 UM vs. #14 Buffalo	^	TNT	W, 79-72
March 19 [10/11]	vs. #11 Wichita State	\$	CBS	W, 65-57

**NCAA Tournament, Louisville, Ky.**

March 24 [10/11]	vs. #2 No. 6 Villanova	\$	CBS	7:10 p.m.
------------------	------------------------	----	-----	-----------

Game times listed in ET and subject to change.

Home games played in the BankUnited Center

□ Miami's AP / USA TODAY ranking

RSN - Regional Sports Network    ACCN - ACC Network

\$ 560 WQAM Radio    ^ WHIM 1080 Radio

**MIAMI HISTORY & RECORDS**

The Canes' stats, notes and almanac are online at:  
<http://gocan.es/mbbnotes>.



**10/11 MIAMI HURRICANES**  
 27-7 (13-5 ACC)

**LEADERS**

**Points per Game**

Sheldon McClellan, 16.0  
 Angel Rodriguez, 12.6

**Rebounds per Game**

Tonye Jekiri, 8.7

**Assists per Game**

Angel Rodriguez, 4.4

**6 VILLANOVA WILDCATS**  
 31-5 (16-2 BIG EAST)

**LEADERS**

**Points per Game**

Josh Hart, 15.4  
 Kris Jenkins, 13.3

**Rebounds per Game**

Daniel Ochefu, 7.8

**Assists per Game**


Ryan Arcidiacono, 4.4

**SETTING THE SCENE**

March 24, 2016 | 7:10 p.m.  
 KFC Yum! Center | Louisville, Ky.

TV: CBS  
 Radio: 560 WQAM | Sirius 81 | XM 201  
 Web: www.ncaa.com/marchmadnesslive

Two-time ACC Coach of the Year, Jim Larrañaga ranks in the top 60 on the list of winningest coaches all-time, and top 15 amongst active coaches in major schools. After leading Miami to the 2013 NCAA Sweet 16 and winning the school's first ACC regular season and tournament championships, Larrañaga was honored as the AP, Naismith, USBWA Henry Iba, Adolph Rupp Cup and ACC Coach of the Year.



**THE GAME**

No. 10/11 Miami marches on into the Sweet 16 as the third seed, facing second-seeded No. 6 Villanova Thursday at 7:10 p.m. in the KFC Yum! Center in Louisville, Ky.

**THE BROADCASTS**

Catch the game on CBS with Jim Nantz, Grant Hill, Bill Raftery and Tracy Wolfson (reporter) on the call. Also check out the game on 560 WQAM radio with Joe Zagacki, the Voice of the Hurricanes.

**THE COACH**

Head coach Jim Larrañaga has a 588-390 overall record in his 32nd season as a head coach. He is 118-56 in his fifth season at the University of Miami, with a 54-34 mark in ACC play. Coach L is 9-6 in the NCAA Tournament overall and 4-1 with the Hurricanes.

**THE POLLS** (as of March 21)

AP: Miami - 10, Villanova - 6    USA TODAY: Miami - 11, Villanova - 6  
 KenPom.com: Miami - 11, Villanova - 4    NCAA RPI: Miami - 9, Villanova - 4

Miami's 17-consecutive weeks in the polls top the school record of 12 from 2001-02. UM has been ranked in the AP's top 15 for 14 weeks this season, eclipsing the previous school record of 10 in the 1959-60 season.

The Canes are ranked 12-or-better in the AP for the eighth time this season, 15th time under Coach L, 19th time since 1985-86 and 26th time since 1959-60.

**THE WEATHER**

Game day temperatures: Coral Gables - 82/72; Villanova, Pa. - 64/49.

**THE NOTE**

In a pair of NCAA Tournament games, Angel Rodriguez is averaging 26.0 points, 4.5 assists, 4.5 rebounds and 3.5 steals in 35.0 minutes per game. The point guard is hitting 57.7 percent of his shots from the field, including 60.0 percent from two and 54.5 from three, as well as 84.2 percent at the line. Hitting 9-of-11 free throws and a trio of shots from long range, he dropped 28 points on Wichita State in the Second Round and had 24 points and seven rebounds against Buffalo in the First Round.

**THE ANNIVERSARY**

The 2015-16 season marks the 10-year anniversary of Coach Jim Larrañaga and George Mason University's Cinderella run to the 2006 Final Four.

**MIAMI IN THE NCAA TOURNAMENT**

Appearances: 8th  
 All-Time Record: 8-7  
 Round of 64: 5-3  
 Round of 32: 3-2  
 Sweet 16: 0-2  
 In South Region: 5-3  
 As #3 Seed: 2-0  
 Vs. #2 Seed: 0-1  
 Vs. Higher Seed: 0-1  
 Vs. BIG EAST Team: 0-1

**CANES IN THE POLLS IN 2015-16**

	AP	USA TODAY	NCAA RPI
Preseason	RV (48)	RV (11)	
11/16	RV (37)	RV (2)	
11/23	15	19	
11/30	21	21	
12/7	17	20	36
12/14	15	19	33
12/21	13	16	16
12/28	13	15	16
1/4	12	11	15
1/11	8	9	15
1/18	15	14	17
1/25	15	13	14
2/1	17	15	16
2/8	12	11	14
2/15	11	10	9
2/22	12	11	8
2/29	7	7	7
3/7	11	11	7
Postseason	10	11	9

**MIAMI IN THE AP POLL**

Current streak	All-Time Top 15	Top 25
17 weeks*	39	70

\*previous school record was 12-straight weeks in 2001-02

2015-16 ROSTER

NAME	YR.	POS.	HT.	WT.	HOMETOWN   PREVIOUS SCHOOL (S)
<b>0 Ja'Quan Newton</b>	So.	G	6-2	180	Philadelphia, Pa. / Neumann-Goretti HS
Knack for getting into the lane off the dribble ... Improved defensively over the summer ... Reserve point guard.					
<b>3 Anthony Lawrence, Jr.</b>	Fr.	G	6-7	210	St. Petersburg, Fla. / Lakewood Senior
Athletic and can attack the basket with authority ... Son of a high school coach ... PG in high school, small forward at Miami.					
<b>5 Davon Reed</b>	Jr.	G	6-6	210	Ewing, N.J. / Princeton Day School (N.J.)
2015 NIT All-Tournament Team ... Can knock down a three or take it to the rim with authority ... Guards multiple positions.					
<b>10 Sheldon McClellan</b>	RSr.	G	6-5	200	Houston, Texas / Texas / Bellaire
Jerry West Award Finalist, Naismith Trophy Midseason Finalist and Robertson Trophy Midseason List ... 2015 NIT All-Tournament Team.					
<b>12 James Palmer</b>	So.	G	6-5	202	Washington, D.C. / St. John's College HS
Can play positions 1-4 ... Good pull-up jumper and can make 3-pointers ... Knocked down 5-of-5 3-point attempts at Virginia Tech in 2015.					
<b>13 Angel Rodriguez</b>	RSr.	G	5-11	185	Cupey, P.R. / Kansas State / Dr. Krop HS
Puerto Rico Tip-Off MVP ... 2015 ACSMA All-ACC H.M. ... Floor general ... Vocal and physical leader.					
<b>15 Ebuka Izundu</b>	Fr.	C	6-10	210	Charlotte, N.C. / Victory Christian Center / Nigeria
6-foot-10-inches tall, with 7-3 wingspan ... Great touch around the basket ... Moved to U.S. in 2013 to pursue basketball career.					
<b>20 Mike Robinson</b>	Fr.	G	5-10	170	New Britain, Conn. / New Britain HS
Team's student manager turned walk on ... Played basketball, football and was on track team in high school ... Good quickness.					
<b>21 Kamari Murphy</b>	RJr.	F	6-8	220	Brooklyn, N.Y. / Oklahoma State / IMG / Lincoln HS
Explosive athlete with pogo-stick type hops ... Takes pride in defense ... Can guard positions 1-5 ... Great straight-line driver.					
<b>23 Tonye Jekiri</b>	Sr.	C	7-0	248	Hialeah, Fla. / Champagnat Catholic School / Nigeria
ACC Player of the Week, Nov. 23 ... Led league with 10.9 rebounds in ACC games and 9.9 rpg in all games, 2015 ... ACC All-Defensive Team.					
<b>33 Ivan Cruz Uceda</b>	Sr.	F	6-10	217	Madrid, Spain / Harcum College (Pa.)
Transformed body losing 20 pounds and dropping body fat from 24% to 9% in summer of 2015 ... Inside-outside player ... Great shooter.					
<b>35 Chris Stowell</b>	So.	F	6-6	190	Exeter, N.H. / Tilton School (N.H.) / Exeter HS
Walk on with good athleticism ... Continuously improving his strength ... Speaks English, Spanish, some Italian, Russian, Chinese & Hebrew.					

REDSHIRT (Will sit 2015-16 season after transferring from San Jose State)

<b>1 Rashad Muhammad*</b>	Jr.	G	6-6	160	Las Vegas, Nev. / San Jose State / Bishop Gorman HS
Big-time scorer with deep range ... Led SJSU in scoring two-straight seasons, 13.9 ppg as a sophomore and 13.2 ppg as a rookie.					

LARRAÑAGA BY THE NUMBERS

5 - Coach Jim Larrañaga is one of five ACC coaches with a Final Four appearance to his credit. In 2006, Larrañaga became the first coach at a mid-major school to take his team to the NCAA Final Four in 27 years.

7 - In 32 years of coaching, Jim Larrañaga has a winning record in the NCAA Tournament, an 9-6 mark in seven appearances.

7 - Larrañaga is no stranger to the ACC. In his seven seasons as an assistant coach at Virginia, the Cavaliers participated in the NCAA Final Four in 1981 and 1984, won three ACC Championships and finished in the Top 5 of the rankings.

10 - The 2015-16 marks the 10th anniversary of Larrañaga's Cinderella run to the 2006 NCAA Final Four with George Mason. Both associate head coach Chris Caputo and director of operations James Johnson were on that GMU staff.

16 - Larrañaga has made 16 postseason appearances in the past 27 years, including seven NCAA tournaments.

32 - Larrañaga is in his 32nd year as a head coach and has successfully transitioned three institutions into successful programs: Miami, George Mason and Bowling Green.

500 - Coach L is one of five ACC coaches with 500 or more wins.

LARRAÑAGA - WHY MIAMI?

Along with returning to the best basketball conference in the country, Coach L had a few personal reasons for accepting the head coaching job at Miami. Coach's grandfather was from Cuba, where he produced the Larrañaga [lare-en-YAH-ga] cigar. Coach's father was raised in Key West before moving to The Bronx, N.Y., getting married and raising six children. Coach L was raised in The Bronx, but vacationed to Florida as a boy. He also has owned a house in Sarasota - which he bought from Dick Vitale's daughter - and three of his siblings have retired to Florida.

MIAMI POSTS THIRD 25-WIN SEASON

Coach Jim Larrañaga has posted his third 25-win season and fourth 20-win season in five years at The U. This is also his fifth-career 25-win season and 10th-career 20-win campaign. Larrañaga is just the second coach in Miami history with four 20-win seasons, joining Bruce Hale (1954-67) and the only Miami coach with a 25-win year.

This is Miami's third 25-win year (all under Coach L) and seventh 20-win season since joining the ACC for the 2004-05 campaign.

13+ ACC WINS FOR THE SECOND TIME UNDER COACH L

Miami won 13 games in ACC play for just the second time in school history, along with 15 wins in 2012-13. In five seasons under Larrañaga, the Canes have won seven-or-more ACC games each season. Prior to the arrival of Coach L, Miami had never won 10 ACC games in a season.

MIAMI AS A RANKED TEAM

Miami is one of 14 schools in the country to win at least five games over top-25 teams this season: 11-Kansas; 8-Oklahoma; 7-Virginia; 6-Texas, Xavier, West Virginia, Wisconsin; 5-Miami, UNC, Michigan St., Iowa, Baylor, Oregon, Indiana. Miami is one of seven schools to start the season unranked and defeat at least two top-15 teams: 5-Texas; 3-Iowa, Texas A&M, Xavier; 2-Miami, Northern Iowa, Oregon.

TIED FOR MOST REGULAR-SEASON WINS

Miami was 24-5 in the regular season, tied with the 24-6 record in 2012-13 for the most regular-season wins in Hurricanes history. In Larrañaga's five seasons, the Canes have the following records in the regular season: 2015-16: 24-5, 2014-15: 20-11, 2013-14: 16-15, 2012-13: 24-6, 2011-12: 18-11.

BEST FG SHOOTING PERCENTAGE IN 27 YEARS

The Canes are hitting 47.7 percent (882-1848) from the field, the best in Miami's history since the 1988-89 season when UM was hitting 49.2 percent (1024-2083) of its shots. Miami's 75.0 percent (569-759) at the line is the best since 77.1 percent (523-678) in 2001-02.

PRONUNCIATIONS

Players		
33 Ivan Cruz Uceda	E-von	Cruise Ew-say-duh
15 Ebuka Izundu	E-boo-	kuh E-zoon-do
23 Tonye Jekiri	Tahn-yay	Jah-kEEr-EE
21 Kamari Murphy	Kuh-mar-	EE
0 Ja'Quan Newton	Juh-Quan	
5 Davon Reed	Day-von	
35 Chris Stowell	Stole	

Coaches

Jim Larrañaga	LARE-uh-NAY-guh
Chris Caputo	Ca-poo-toe

Locations

Cupey, P.R.	kew-pay
Champagnat School	schomp-un-yaht

CLASS BREAKDOWN

<b>Seniors</b>	Ivan Cruz Uceda, Tonye Jekiri, Sheldon McClellan, Angel Rodriguez
<b>Juniors</b>	Kamari Murphy, Davon Reed, Rashad Muhammad (RS)
<b>Sophomores</b>	Ja'Quan Newton, James Palmer, Chris Stowell
<b>Freshmen</b>	Ebuka Izundu, Anthony Lawrence, Mike Robinson

GEOGRAPHIC BREAKDOWN

<b>Nigeria</b>	Tonye Jekiri Ebuka Izundu
<b>Puerto Rico</b>	Angel Rodriguez
<b>Spain</b>	Ivan Cruz Uceda
<b>United States</b>	
<b>Connecticut</b>	Mike Robinson
<b>Florida</b>	Anthony Lawrence, Jr.
<b>Nevada</b>	Rashad Muhammad
<b>New Hampshire</b>	Chris Stowell
<b>New Jersey</b>	Davon Reed
<b>New York</b>	Kamari Murphy
<b>Pennsylvania</b>	Ja'Quan Newton
<b>Texas</b>	Sheldon McClellan
<b>Washington, D.C.</b>	James Palmer

PRESEASON

October 2015

1. North Carolina	North Carolina	14-4	25-6
2. Virginia	Virginia	13-5	24-6
3. Duke	<b>Miami</b>	<b>13-5</b>	<b>24-6</b>
4. Notre Dame	Louisville	12-6	23-8
<b>5. Miami</b>	Notre Dame	11-7	20-10
6. Florida State	Duke	11-7	22-9
7. Louisville	Virginia Tech	10-8	18-13
8. NC State	Clemson	10-8	17-13
9. Syracuse	Pitt	9-9	20-10
10. Pitt	Syracuse	9-9	19-12
11. Wake Forest	Georgia Tech	8-10	18-13
12. Clemson	Florida State	8-10	18-12
13. Georgia Tech	NC State	5-13	15-16
14. Virginia Tech	Wake Forest	2-16	11-19
15. Boston College	Boston College	0-18	7-24

ACC FINAL STANDINGS

**MIAMI AS A RANKED TEAM VS. OPPONENTS**

Ranked by either or both polls

**WHILE RANKED IN TOP 25 ALL-TIME**

Overall	101-42
Overtime + 2OT	5-1
Single Overtime	4-1
Double Overtime	1-0

**WHILE RANKED SINCE REBIRTH (1985-86)**

Overall	83-36
Overtime + 2OT	3-1
Single Overtime	2-1
Double Overtime	1-0

**WHILE RANKED SINCE JOINING ACC ('04-05)**

Overall	53-22
Overtime + 2OT	1-1
Single Overtime	1-1
Double Overtime	0-0
In top 5	12-4
In top 15 (in at least one poll)	34-11

**WHILE RANKED UNDER COACH L**

Overall	42-15
Overtime + 2OT	1-0
Single Overtime	1-0
Double Overtime	0-0
In top 5	12-4
In top 15 (in at least one poll)	34-12

**EYEING MILESTONES - UM RECORD BOOK**

**Career Blocks**

1. Contantin Popa, 1991-95	263
5. Julian Gamble, 2008-13	132

**6. Tonye Jekiri, 2012-p 126**

**Career Rebounds**

3. Harry Manushaw, 1958-61	914
4. Tonye Jekiri, 2012-p	897

**Career Games Played**

1. Tonye Jekiri, 2012-p	138
Rion Brown, 2010-14	136

**Career Victories**

1. Tonye Jekiri, 2012-p	96
-------------------------	----

**20-POINT GAMES IN 2015-16**

- 28 - Angel Rodriguez vs. Wichita State, 3-19-16
- 27 - Sheldon McClellan vs. #16 Utah, 11-20-15
- 24 - Angel Rodriguez vs. Buffalo, 3-17-16
- 24 - Sheldon McClellan vs. Florida, 12-8-15
- 22 - Sheldon McClellan at Georgia Tech, 2-7-16
- 22 - Sheldon McClellan vs. Syracuse, 1-2-16
- 21 - Sheldon McClellan vs. Virginia Tech, 3-10-16
- 21 - Sheldon McClellan vs. #24/20 Duke, 1-25-16
- 21 - Sheldon McClellan vs. Florida State, 1-9-16
- 21 - Davon Reed vs. #3 Virginia, 2-22-16
- 20 - Sheldon McClellan vs. Buffalo, 3-17-16
- 20 - Sheldon McClellan at Florida State, 2-15-16
- 20 - Tonye Jekiri vs. #16 Utah, 11-20-15
- 20 - Ja'Quan Newton vs. Charleston, 12-19-15
- 20 - Ivan Cruz Uceda at La Salle, 12-22-15

**DOUBLE-DOUBLES IN 2015-16**

**Davon Reed**

10p, 12a - vs. Buffalo, 3-17-16

**Tonye Jekiri**

- 20p, 12r - vs #16 Utah, 11-20-15
- 12p, 12r - vs. #22/20 Butler, 11-22-15
- 10p, 14r - at La Salle, 12-22-15
- 10p, 10r - vs. Pittsburgh, 2-9-16

**Kamari Murphy**

11p, 13a - vs. Buffalo, 3-17-16

**Angel Rodriguez**

13p, 11a - vs. Duke, 1-25-16

**2015-16 TEAM HIGHLIGHTS**

- First team in Miami history to sell out its home arena for the entire season.
- Third squad in Miami history to play in the Sweet 16.
- 24 regular season wins are tied with 2012-13 season for the most in Miami history.
- 13 wins in ACC play are the second-most in school history, behind 15 in 2012-13.
- Perfect 9-0 at home in ACC play, 15-1 at home overall.
- Defeated five ranked teams: No. 3 Virginia, No. 11 Louisville, No. 16 Utah, No. 22/20 Butler and No. 24/20 Duke, with back-to-back wins over Virginia and Louisville.
- Ranked in the polls a school record 17-straight weeks. Ranked top-15 for a school record 14 weeks, including current streak of six-straight weeks.
- Won the Puerto Rico Tip Off, defeating No. 16 Utah, No. 22/20 Butler and Mississippi State by 20.0 points per game. Puerto Rico native Angel Rodriguez was named MVP.
- Won ACC/Big Ten Challenge game at Nebraska, 77-72, in overtime.
- Defeated in-state rival Florida, which was receiving votes at the time.
- Posted 11-1 non-conference record with only loss on a buzzer-beater vs. Northeastern. The Canes were 6-1 at home, 2-0 on the road and 3-0 at neutral sites.
- Coach L named ACC Coach of the Year for second time in four seasons.
- Sheldon McClellan named to the USBWA All-District Team, Coach Larrañaga recognized as District IV Coach of the Year.
- Three players - Sheldon McClellan, Tonye Jekiri and Angel Rodriguez - named All-ACC, while Jekiri was on the ACC Defensive Team. Davon Reed was on the All-ACC Academic Team.
- Sheldon McClellan named to the 2016 ACC All-Tournament Second Team.

**IN TWO NCAA TOURNAMENT VICTORIES...**

- Miami has held its opponents to 36.4 percent shooting from the field and 33.3 percent from three, as Buffalo hit 38.5 percent from the field and Wichita State hit 27.3 percent of its shots.
- The Canes have knocked down 42-of-57 shots from the free throw line while opponents are 27-of-36.
- UM averaged 22.0 bench points per game through its first 32 outings of the season, and has only averaged 6.0 points from bench players in two Tournament games.
- Of the six players who have scored, five are shooting at least 47.0 percent from the field.
- Angel Rodriguez has averaged 26.0 points per game and Sheldon McClellan has tallied 19.0 ppg. The duo have scored 62.5 percent of Miami's points.
- Kamari Murphy has averaged 10.0 rebounds and Davon Reed has grabbed 8.0 rpg.

**THE U AGAINST RANKED TEAMS**

In eight games against ranked teams, Miami is 5-3 with wins over No. 3 Virginia, No. 11 Louisville, No. 16 Utah, No. 20/22 Butler and No. 24/20 Duke, and losses to No. 13/11 Virginia, No. 5/4 North Carolina and No. 3 Virginia. In those games, Sheldon McClellan averages 14.8 points per game, hitting 48.7 percent from the field. Angel Rodriguez averages 13.1 points and 4.4 assists, while Tonye Jekiri records 8.6 points and 8.3 rebounds per game. Complete stats against ranked teams are on page 11.

**TOP 10 MATCHUP**

The game between No. 10 Miami and No. 6 Villanova is the Hurricanes' first top-10 (AP poll only) matchup of the season, second of Coach L's tenure at The U and third in program history. The first was a 79-76 loss at Cameron Indoor Stadium. Miami was ranked No. 5 and Duke was ranked third in the country at the time. In UM's history, the Canes also played in a top-10 matchup on March 5, 1999, No. 9 Miami's 62-59 loss to No. 10 St. John's.

**MIAMI IN TOURNAMENT PLAY UNDER COACH L**

Miami is 14-3 in tournament play over the past two seasons with a perfect 7-0 record in non-conference regular season tournaments, a 2-2 mark in the ACC Tournament and a 4-1 record in the NIT and a 2-0 mark in the NCAA Tournament. In five seasons under Coach L, Miami is 28-10 in tournament play, including regular and postseason.

2015-16: Puerto Rico Tip Off (3-0), ACC Tournament (1-1), NCAA Tournament (2-0).  
 2014-15: Charleston Classic (4-0), ACC Tournament (1-1), NIT (4-1).  
 2013-14: Wooden Legacy (3-1), ACC Tournament (1-1).  
 2012-13: Diamond Head Classic (1-2), ACC Tournament (3-0), NCAA Tournament (2-1).  
 2011-12: Orange Bowl Classic (1-0), ACC Tournament (1-1), NIT (1-1).

**THE CANES AWAY FROM HOME**

Miami is 20-10 in games at neutral sites and 35-26 in true road games in five seasons under Coach Larrañaga.

	2011-12	2012-13	2013-14	2014-15	2015-16	Total
Neutral	2-1	5-3	2-2	5-3	6-1	20-10
Road	4-8	10-3	7-6	8-4	6-5	35-26

**RODRIGUEZ AND McCLELLAN POST 20-POINT GAMES**

Against Buffalo, Angel Rodriguez and Sheldon McClellan each posted 20+ points. McClellan notched 20 points, his 13th 20-point game at UM and ninth of the season. "Mac" has scored 10+ points in 22-straight games. Rodriguez' 24 were a then-season high, until he posted 28 points against Wichita State, marking his sixth 20-point game at UM and back-to-back 20-point outings.

**UM SINCE JOINING THE ACC IN 2004-05**

Season	Overall	ACC W-L	ACC Rank/Seed	ACC T	ACC Post
2004-05	16-13	7-9	t6 / 6	0-1	NIT 0-1
2005-06	18-16	7-9	t7 / 8	1-1	NIT 2-1
2006-07	12-20	4-12	12 / 12	1-1	
2007-08	23-11	8-8	t5 / 5	1-1	NCAA 1-1
2008-09	19-13	7-9	t7 / 9	0-1	NIT 1-1
2009-10	20-13	4-12	12 / 12	2-1	
2010-11	21-15	6-10	9 / 9	1-1	NIT 2-1
2011-12	20-13	9-7	t4 / 6	1-1	NIT 1-1
2012-13	29-7	15-3	1 / 1	3-0	NCAA 2-1
2013-14	17-16	7-11	10 / 10	1-1	
2014-15	25-13	10-8	6 / 6	1-1	NIT 4-1
2015-16	27-7	13-5	2 / 3	1-1	NCAA 2-0

**SINCE THE ARRIVAL OF COACH L IN 2011-12 ...**

(only includes teams while in the ACC, not with previous conference affiliations)

**as of March 6, 2016 (end of regular season)**

- Miami won ACC regular season and ACC tournament championships in 2013.
- Miami has 35 overall road wins, the most in the conference, leading 34 from North Carolina, 33 by Virginia and 31 from Duke.
- Miami has posted a 8-6 combined record against Duke (4-2) and North Carolina (4-4).
- Miami has the fourth-most ACC wins (54) in league play, behind Duke (66), Virginia (65) and North Carolina (64).
- Miami has the fourth-most ACC road wins (22) in league play, behind Duke (29), North Carolina (29) and Virginia (25).
- Miami has the fourth-most ACC home wins (31), behind Virginia (40), Duke (37), North Carolina (35).
- Miami is one of four schools with seven or more wins in the ACC Tournament: North Carolina 10, NC State 8, Miami 7, Florida State 7.
- Miami is one of six ACC schools with a winning record in the NCAA tournament: Duke, Louisville, Miami, North Carolina, NC State, Notre Dame.
- Miami's seeds in the ACC Tournament have been No. 1, No. 3, No. 6 (2x) and No. 10.
- Miami is one of 10 ACC teams to make an NCAA tournament appearance.
- Miami played in the championship game of the NIT in 2015.
- Two ACC Coach of the Year, one ACC Player of the Year, ACC Defensive Player of the Year, one ACC Tournament MVP, four ACC All-Tournament, one first-team All-ACC, two second-team All-ACC, four third-team All-ACC, six honorable mention All-ACC, one ACC All-Rookie Team and five ACC All-Defensive Team selections.
- Miami has the most lopsided win over Duke (27 points) and second-most lopsided wins over North Carolina (26 points) and Florida State (24 points) of any ACC team.
- Miami has won eight ACC games by 20 or more points: Boston College (27, 22, 22 and 21), Duke (27), North Carolina (26), Florida State (24) and Virginia Tech (24).

**IN THE FOUR YEARS PRIOR TO THE ARRIVAL OF COACH L (2007-11) ...**

- Miami posted the ninth-most ACC wins (25) in the league, ahead of NC State (20), Virginia (21) and Georgia Tech (21).
- Miami recorded 83 overall wins, tied for sixth-most in the ACC.
- Miami's seeds in the ACC Tournament were No. 5, No. 9 (2x) and No. 12.
- Miami was 1-12 combined vs. Duke and UNC.
- Miami had one first-team All-ACC, one third-team All-ACC, one honorable mention All-ACC, one ACC All-Rookie Team and one ACC Tournament Team selection.



MIAMI RECORDS IN THE NCAA TOURNAMENT

**Won-Loss Record:** 8-7, 8th appearance  
**Round of 64:** 5-3  
**Round of 32:** 3-2  
**Sweet 16:** 0-2  
 1959-60 Round of 64  
 1997-98 Round of 64  
 1998-99 Round of 32  
 1999-2000 Sweet 16  
 2001-02 Round of 64  
 2007-08 Round of 32  
 2012-13 Sweet 16

MIAMI COACHES IN THE NCAA TOURNAMENT

Coach	Record	Appearances
Bruce Hale (1954-67)	0-1	1 - 1960
Leonard Hamilton (1990-00)	3-3	3 - 1998, 1999, 2000
Perry Clark (2000-04)	0-1	1 - 2002
Frank Haith (2004-11)	1-1	1 - 2008
Jim Larrañaga (2012-Present)	4-1	2 - 2013, 2016

1959-60 Midwest Region

3/8/60 vs. \*Western Kentucky L 107-84 Lexington, Ky.  
*\*No team seeds in 1959-60*

1997-98 No. 11 seed — South Region

3/13/98 vs. No. 6 UCLA L 65-62 Atlanta, Ga.

1998-99 No. 2 seed — East Region

3/12/99 vs. No. 15 Lafayette W 75-54 Boston, Mass.  
 3/14/99 vs. No. 10 Purdue L 73-63 Boston, Mass.

1999-'00 No. 6 seed — South Region

3/17/00 vs. No. 11 Arkansas W 75-71 Nashville, Tenn.  
 3/19/00 vs. No. 3 Ohio State W 75-62 Nashville, Tenn.  
 3/24/00 vs. No. 7 Tulsa L 80-71 Austin, Texas

2001-02 No. 5 seed — West Region

3/14/02 vs. No. 12 Missouri L 93-80 Albuquerque, N.M.

2007-08 No. 7 seed — South Region

3/21/08 vs. No. 10 St. Mary's W 78-64 Little Rock, Ark.  
 3/23/08 vs. No. 2 Texas L 75-72 Little Rock, Ark.

2012-13 No. 2 seed — East Region

3/22/13 vs. No. 15 Pacific W 78-49 Austin, Texas  
 3/24/13 vs. No. 7 Illinois W 63-59 Austin, Texas  
 3/28/13 vs. No. 3 Marquette L 61-71 Washington, D.C.

2015-16 No. 3 seed — South Region

3/17/16 vs. No. 14 Buffalo W 79-72 Providence, R.I.  
 3/19/16 vs. No. 11 Wichita State W 65-57 Providence, R.I.  
 3/24/16 vs. No. 2 Villanova Louisville, Ky.

THE HURRICANES IN THE NCAA TOURNAMENT

The Canes are the No. 3 seed for the first time in UM history. Miami's highest seed has been No. 2, in 2013 and 1999.

All-time against potential 2016 regional opponents, Miami is 10-13 vs. Villanova, 13-9 vs. Maryland and 1-3 vs. Kansas.

Miami is 0-1 against second-seeded teams - Lost 75-72 to Texas in 2008 in the Second Round. The Canes were the seventh seed at the time.

The Canes are playing in the NCAA Tournament for the eighth time.

Miami is 8-7 in NCAA Tournament play. Miami will play in its third Sweet 16, has played in the Second Round five times and played just one game three times.

Under head coach Jim Larrañaga, Miami is 4-1 in the NCAA Tournament in just four seasons. The Hurricanes were 4-6 in the first six appearances.

UM has won at least one game in the NCAA Tournament in five of the eight appearances, including three-straight and in five of the last six.

UM has won five of its last seven games in the NCAA Tournament after going 2-1 in 2013 and 1-1 in 2008.

Five different coaches have led Miami to its eight NCAA appearances. Leonard Hamilton (3: 1998-00) and Jim Larrañaga (2: 2013, 2016) are the only coaches to lead the Canes to multiple NCAA berths.

Miami entered the 2016 NCAA tournament with six tournament wins in its history. Since the field expanded in 1985, six teams have reached the Final Four in a year where they entered the tournament with six or fewer all-time tournament wins. One of those teams was George Mason in 2006, led by Jim Larrañaga. - *via ESPN.com*

Miami and Texas A&M are only two schools among top-three seeds who did not play in the NCAA Tournament last year.

COACH L AT MIAMI

VS. THE 2016 FIELD

Team	W	L
Buffalo	1	0
Butler	1	0
Duke	4	2
FGCU	1	1
Green Bay	0	1
Hawaii	1	0

Maryland	2	2
Michigan St.	1	0
North Carolina	4	4
Notre Dame	3	2
Oregon	0	1
Oregon St.	0	1
Pittsburgh	2	1
Providence	0	1
Purdue	0	1

Syracuse	2	2
Temple	1	0
Utah	1	0
Virginia	2	5
West Virginia	0	1
Wichita State	1	1
<b>Totals</b>	<b>25</b>	<b>25</b>

MIAMI VS. NCAA TOURNAMENT TEAMS

Miami played eight teams (11 games) this regular season that went on to earn NCAA tournament bids, winning eight of those games. The Hurricanes compiled an 8-3 record against those teams with wins over NCAA 1-seed Virginia, 3-seed Utah and 4-seed Duke.

Team	NCAA seed	Date	Result
North Carolina	1	Feb. 20	L, 96-71
Virginia	1	Jan. 12	L, 66-58
Virginia	1	Feb. 22	W, 64-61
Virginia	1	March 11	L, 73-68
Utah	3	Nov. 20	W, 90-66
Duke	4	Jan. 25	W, 80-69
Notre Dame	6	Feb. 3	W, 79-70
Notre Dame	6	March 2	W, 68-50
Butler	9	Nov. 22	W, 85-75
Syracuse	10	Jan. 2	W, 64-51
Pittsburgh	10	Feb. 9	W 65-63

MIAMI CONTINUES TO EXCEED EXPECTATIONS

Miami is a 3-seed in the 2016 NCAA Tournament, one of five teams among the 12 top three-seeds that was not ranked in the AP preseason poll.

Five teams in the past 50 years have won the national championship after being unranked in the AP preseason poll: 1966 Texas Western, 1985 Villanova, 2003 Syracuse, 2006 Florida and 2011 Connecticut.

	Seed	Preseason AP Rank
North Carolina	1- East	1
Kansas	1- South	4
Virginia	1- Midwest	6
Oregon	1- West	NR
Xavier	2- East	NR
Villanova	2- South	11
Michigan State	2- Midwest	13
Oklahoma	2- West	8
West Virginia	3- East	NR
<b>Miami</b>	<b>3- South</b>	<b>NR</b>
Utah	3- Midwest	16
Texas A&M	3- West	NR

NCAA TOURNAMENT RECORD BY OPPONENT

Opponent	W	L
Arkansas	1	0
Buffalo	1	0
Illinois	1	0
Lafayette	1	0
Marquette	0	1
Missouri	0	1
Ohio State	1	0
Pacific	1	0
Purdue	0	1
St. Mary's	1	0
Texas	0	1
Tulsa	0	1
UCLA	0	1
Western Kentucky	0	1
Wichita State	1	0

RECORD BY SEED

Miami Seed	W	L
No. 2	3	2
No. 3	2	0
No. 5	0	1
No. 6	2	1
No. 7	1	1
No. 11	0	1

RECORD VS. SEED

Opp. Seed	W	L
No. 2	0	1
No. 3	1	1
No. 6	0	1
No. 7	1	1
No. 10	1	1
No. 11	2	0
No. 12	0	1
No. 14	1	0
No. 15	2	0

VS. CONFERENCE

(by league as of game date)

Big 12	0	2
BIG EAST	0	1
Big Ten	2	1
Big West	1	0
MAC	1	0
Missouri Valley	1	0
Ohio Valley	0	1
PAC-10	0	1
Patriot	1	0
SEC	1	0
WAC	0	1
West Coast	1	0

NCAA TOURNAMENT (2-0)

#	Player	gp-gs	min	avg	Total		3-Point		F-Throw		Rebounds					pts	avg					
					fg-fga	fg%	3fg-fga	3fg%	ft-fa	ft%	off	def	tot	avg	pf			dq	a			
13	Angel Rodriguez	2-2	70	35.0	15-26	.577	6-11	.545	16-19	.842	1	8	9	4.5	6	0	9	10	1	7	52	26.0
10	Sheldon McClellan	2-2	76	38.0	10-21	.476	2-6	.333	16-21	.762	2	6	8	4.0	1	0	2	3	0	2	38	19.0
05	Davon Reed	2-2	71	35.5	7-14	.500	4-7	.571	2-2	1.000	0	16	16	8.0	5	0	1	5	1	1	20	10.0
21	Kamari Murphy	2-2	69	34.5	6-10	.600	0-0	.000	3-6	.500	3	17	20	10.0	5	0	1	1	6	2	15	7.5
00	Ja'Quan Newton	2-0	43	21.5	4-11	.364	0-1	.000	4-5	.800	2	0	2	1.0	4	0	3	5	0	1	12	6.0
23	Tonye Jekiri	2-2	43	21.5	3-6	.500	0-0	.000	1-4	.250	2	8	10	5.0	7	0	0	3	0	1	7	3.5
03	Anthony Lawrence	2-0	20	10.0	0-3	.000	0-1	.000	0-0	.000	1	1	2	1.0	3	0	0	2	2	1	0	0.0
33	Ivan CruzUceda	2-0	2	1.0	0-1	.000	0-1	.000	0-0	.000	0	0	0	0.0	1	0	0	0	0	0	0	0.0
12	James Palmer	2-0	6	3.0	0-0	.000	0-0	.000	0-0	.000	1	0	1	0.5	0	0	0	0	0	0	0	0.0
<b>Team</b>											1	1	2		1		1					
Total.....		2	400		45-92	.489	12-27	.444	42-57	.737	13	57	70	35.0	33	0	16	30	10	15	144	72.0
Opponents.....		2	400		43-118	.364	16-48	.333	27-36	.750	24	40	64	32.0	44	2	16	25	1	14	129	64.5

**UM COMMUNICATIONS**

**MBB Contact** Amy (Woodruff) LaBrie  
Associate Director of Communications  
**Work/Cell** (305) 284-3241 / (813) 410-1194  
**E-mail** LaBrie@miami.edu  
**Ass't AD for Communications** Tom Symonds  
**Website** www.HurricaneSports.com

**2015-16 UM QUICK FACTS**

**Location** Coral Gables, Fla.  
**Stadium** BankUnited Center  
**Press Row** 305-284-2111  
**Capacity** 7,972  
**Enrollment** 16,188  
**Founded** 1925  
**Colors** Orange, Green, White  
**Nickname** Hurricanes  
**Mascot** Sebastian the Ibis  
**Conference** Atlantic Coast  
**President** Dr. Julio Frenk  
**Director of Athletics** Blake James  
**Address** 5821 San Amaro Drive  
Coral Gables, FL 33146

**2014-15 Overall Record** 25-13  
**Home/Away/Neutral** 12-6 / 8-4 / 5-3  
**2014-15 ACC Record / Finish** 10-8 / t-6th  
**Scholarship Players Returning / Lost** 7 / 3  
**Newcomers** 3

**Head Coach** Jim Larrañaga  
**Alma Mater** Providence, 1971  
**Record at UM** 118-56 / 5th season  
**Overall Record** 588-390 / 32nd season

Chris Caputo Westfield (Mass.) State, '02  
Jamal Brunt Randolph-Macon, '03  
Adam Fisher Penn State, '06, '09  
James Johnson Director of Operations  
Jaime Vathielil Assoc. Director of Operations  
Jason Robey Athletic Trainer  
Steve Felde Strength & Conditioning Coach

**HISTORY**

**First Season of Basketball** 1926  
**Overall All-Time Record** 990-726  
**Year UM Joined ACC** 2004-05  
**NCAA Appearances** Eight (8-7)  
1960, 1998, 1999, 2000, 2002, 2008, 2013, 2016  
**Last NCAA Appearance** L, 71-61  
Sweet 16 vs. Marquette, 2013  
**NIT Appearances** 12 (11-12)  
1961, 1963, 1964, 1995, 1997,  
2001, 2005, 2006, 2009, 2011, 2015  
**Last NIT Appearance (2015)** L, 66-64 (ot)  
Championship vs. Stanford, 2015

**COMMUNICATIONS POLICIES**

All interview requests for assistant coaches or athletics department staff members must be approved and cleared by Amy (Woodruff) LaBrie in the UM Communications office. Credential requests are taken via e-mail to LaBrie (LaBrie@miami.edu). Any misuse of credentials will result in removal from the BankUnited Center and the permanent voiding of the credential. The UM locker room is closed at all times. For home games, Coach L and at least one Hurricane player will report to the media room for interviews following the opposing team's press conference.

**WHAT'S TRENDING IN THE NCAA TOURNAMENT**

Anthony Lawrence has blocked a shot in both games.  
Davon Reed hit a pair of threes in each outing, scoring 10 points each time.  
Sheldon McClellan hit five shots from the field in each game. He scored 18+ points in both games and hit at least six free throws each game. "Mac" had one steal in each outing.  
Angel Rodriguez hit a trio of 3-pointers in each game. He scored 24+ points, dished out at least four assists and had at least three steals in each outing.  
Kamari Murphy grabbed at least seven rebounds in both games. He also had at least two blocks in each game.

**WHAT'S TRENDING THIS SEASON**

Ja'Quan Newton has at least 10 points and two assists in three of his last four games.  
Davon Reed has scored 10+ points in 13 of his last 16 games, and 17+ four times in that span. He has hit a three in five-straight outings.  
Sheldon McClellan has tallied double-digit points in 22-straight games. He has scored 15+ points in six-straight outings.  
Angel Rodriguez has recorded 17+ points in five of the last seven outings. He also has hit a 3-pointer in 12-straight outings. He has posted 3+ assists in 14 of the last 16 games, including nine vs. Virginia Tech in the ACC Tournament and seven vs. Wichita State in the NCAA Tournament. He also has at least one steal in six-straight outings and multiple takeaways in five-straight games.  
Kamari Murphy has pulled down 4+ rebounds in 11 of the last 12 outings.  
Tonye Jekiri has pulled down 5+ rebounds in 20 of the last 21 games

**COMPARING MIAMI'S 2012-13 SQUAD TO THE 2015-16 CANES**

In 2012-13, Miami was 29-7 overall, earning the ACC Regular Season and ACC Tournament Championships. That season, the squad played in the NCAA Sweet 16.  
Senior Tonye Jekiri is the lone player on both teams.  
Both teams were unranked in the preseason AP poll and finished the season in the top-15.  
Senior leadership: Both had four seniors play at least 13+ minutes per game.  
Both had point guards average double figure points and 4+ assists: Shane Larkin (14.5 ppg, 4.6 apg) and Angel Rodriguez (12.6 ppg, 4.4 apg).  
Both had sophomore guards average double figure points and 2.5+ assists: Shane Larkin (14.5 ppg, 4.6 apg) and Ja'Quan Newton (10.8 ppg, 2.5 apg).  
Guards were the top two leading scorers on both teams: Shane Larkin (14.5 ppg) / Durand Scott (13.1ppg) and Sheldon McClellan (16.0 ppg) / Angel Rodriguez (12.6 ppg).  
Both teams had three transfers who played significant roles: Shane Larkin, Kenny Kadji, Trey McKinney-Jones and Sheldon McClellan, Angel Rodriguez, Kamari Murphy.  
Both defeated two teams who would be in the top-three seeds in the NCAA tournament: 3-seed Michigan State and 2-seed Duke, and 1-seed Virginia and 3-seed Utah.

**LARRANAGA USBWA DISTRICT IV COY, MCCLELLAN ALL-DISTRICT**

Coach Larrañaga was named the USBWA District IV Coach of the Year and Sheldon McClellan was tabbed to the 10-player All-District IV Team.

**DOUBLE-DOUBLES**

**Tonye Jekiri**  
12p, 10r - vs Providence, 12-22-14  
13p, 15r - Boston College, 01-10-15  
10p, 10r - at #4/4 Duke, 01-13-15  
13p, 15r - at Syracuse, 01-24-15  
10p, 10r - #9/8 Louisville 02-03-15  
12p, 15r - at Boston College, 02-16-15  
15p, 15r - Virginia Tech, 02-18-15  
13p, 15r - at #12 Louisville, 02-21-15  
12p, 11r - Florida State, 02-25-15  
10p, 11r - at Pittsburgh, 03-04-15  
11p, 11r - vs. Notre Dame, 03-12-15  
20p, 12r - vs #16 Utah, 11-20-15  
12p, 12r - vs. #22/20 Butler, 11-22-15  
10p, 14r - at La Salle, 12-22-15  
10p, 10r - vs. Pittsburgh, 2-9-16  
**Sheldon McClellan**  
31p, 11r - at Charlotte, 11-25-14  
16p, 10r - NC State, 01-22-15  
16p, 11r - vs. Temple, 03-31-15  
**Kamari Murphy**  
11p, 13a - vs. Buffalo, 3-17-16  
**Davon Reed**  
10p, 12r - at Richmond, 03-24-15  
10p, 12a - vs. Buffalo, 3-17-16  
**Angel Rodriguez**  
13p, 11a - vs. #24/20 Duke, 1-25-16

**20-POINT GAMES BY CURRENT PLAYERS**

31 - Sheldon McClellan at Charlotte, 11-25-14  
28 - Angel Rodriguez vs. Wichita State, 3-19-16  
27 - Sheldon McClellan vs. #16 Utah, 11-20-15  
25 - Angel Rodriguez vs Florida State, 2-25-15  
25 - Angel Rodriguez vs #3 Virginia, 1-3-15  
24 - Angel Rodriguez vs. Buffalo, 3-17-16  
24 - Sheldon McClellan vs. Florida, 12-15-15  
24 - Sheldon McClellan at Boston College, 2-16-15  
24 - Angel Rodriguez at #4 Duke, 1-13-15  
24 - Angel Rodriguez at #8/7 Florida, 11-17-14  
22 - Sheldon McClellan at Georgia Tech, 2-7-16  
22 - Sheldon McClellan vs. Syracuse, 1-2-16  
21 - Sheldon McClellan vs. Virginia Tech, 3-10-16  
21 - Sheldon McClellan vs. #24/20 Duke, 1-25-16  
21 - Sheldon McClellan vs. Florida State, 1-9-16  
21 - Sheldon McClellan vs Virginia Tech, 2-18-15  
21 - Davon Reed vs. #3 Virginia, 2-22-16  
20 - Sheldon McClellan vs. Buffalo, 3-17-16  
20 - Tonye Jekiri vs. #16 Utah, 11-20-15  
20 - Sheldon McClellan at Pittsburgh, 3-4-15  
20 - Ja'Quan Newton vs. Co. of Charleston, 12-19-15  
20 - Ivan Cruz Uceda at La Salle, 12-22-15  
20 - Sheldon McClellan at Florida State, 2-15-16

**FIRSTS UNDER JIM LARRAÑAGA AT MIAMI**

First game: Nov. 11, 2011 vs. Tennessee Tech. W, 69-58.  
First starting lineup: Malcolm Grant, Durand Scott, Garrius Adams, Erik Swoope, Kenny Kadji.  
First opening tip: Miami - Kenny Kadji.  
First UM FG: 18:38, Durand Scott, 3-pointer.  
First lead: 18:38, 3-0.  
First halftime score: Tennessee Tech 32, Miami 27.  
First win: Nov. 11, 2011. Miami 69, Tennessee Tech 58.  
Attendance at first game: 3,600.  
First loss: Nov. 25, 2011 at Ole Miss, 64-61 (OT).  
First road win: Dec. 22, 2011 at Charlotte, 76-61.  
First ACC game: Jan. 7, 2012 at Virginia, L, 52-51.  
First ACC win: Jan. 18, 2012 vs. Clemson, 76-73.  
First ACC regular season title: 2012-13.  
First NIT championship game appearance: April 2, 2015.

**JIM LARRAÑAGA = PROGRAM CHANGER**

**In Coach L's Four Seasons at Miami ...**

- ACC Regular Season and Tournament Championships
- .678 winning percentage
- Four 20-win seasons in five years
- Four postseason appearances with eight victories
- 15 ACC wins in 2013
- One All-American

**Seven Seasons before Coach L at UM ...**

- .561 winning percentage
- Best conference finish was fifth place
- One NCAA Tournament appearance
- Most ACC wins in a season was eight

**In Coach L's 14 Seasons at George Mason ...**

- .626 winning percentage
- 13-straight winning seasons
- A Final Four appearance
- Five trips to the NCAA Tournament
- Nine postseason appearances
- First national ranking
- First appearance in top 10
- First wins over top 10 teams
- Winningest coach in league history

**Seven Seasons before Coach L at GMU...**

- .340 winning percentage
- Seven-straight losing seasons
- Zero postseason appearances
- Worst team in the CAA

**PRO CANES**

James Jones Cleveland Cavaliers (NBA)  
Shane Larkin Brooklyn Nets (NBA)  
Jimmy Graham Seattle Seahawks (NFL)  
Erik Swoope Indianapolis Colts (NFL)  
Adrian Thomas Bakersfield Jam (D-League)

---

Garrus Adams STB Le Havre (France)  
Brian Asbury JL Bourg (France)  
Rion Brown Basic-Fit Brussels (Belgium)  
Guillermo Diaz Capitanes de Arecibo (Puerto Rico)  
Julian Gamble Basic-Fit Brussels (Belgium)  
Lawrence Gilbert CSU Atlassib Sibiu (Romania)  
Malcolm Grant Island Storm (Canada)  
Gary Hamilton Bohemios Montevideo (Uruguay)  
Dequan Jones Chiba Jets (Japan)  
Kenny Kadji New Basket Enel Brindisi (Italy)  
Anthony King Royal Hali Gaziantep (Turkey)  
Donnavan Kirk Fukuoka Rising (Japan)  
Trey McKinney Jones Kormend (Hungary)  
Darius Rice Al Ahli (Qatar)  
Durand Scott Enel Brindisi (Italy)

**HIGHEST RANKED OPPONENT DEF. AT HOME**

#1/1 Duke, 90-63, Jan. 23, 2013

**HIGHEST RANKED OPPONENT DEF. ON ROAD**

#2/2 Connecticut, 73-71, Feb. 20, 1999

**VS. RANKED TEAMS ALL-TIME**

Overall	54-144
Home	35-55
at BankUnited Center	16-23
Away	15-67
Neutral	4-22
Overtime + 2OT	1-6
Single Overtime	1-2
Double Overtime	0-4

**VS. RANKED TEAMS SINCE REBIRTH (1985-86)**

Overall	51-130
Home	32-48
Away	15-60
Neutral	4-22

**VS. RANKED TEAMS SINCE JOINING ACC ('04-05)**

Overall	26-55
Home	15-21
Away	8-23
Neutral	3-11
Conference Games	19-39
ACC Tournament	1-6
NCAA Tournament	0-2
Reg. Season, Non-Conf.	6-6

**OVERALL NON-CONFERENCE GAMES**

*(includes conference tournament & postseason games)*

Overall	14-57
Home	8-18
Away	2-20
Neutral	4-19

**UNDER COACH JIM LARRAÑAGA**

Overall	12-23
Home	6-8
Away	4-10
Neutral	2-5
Conference Games	7-17
Reg. Season, Non-Conference	5-1
ACC Tournament	0-3
NCAA Tournament	0-1

**COACH L VS. THE ACC**

	Overall	ACC Tournament
Boston College	9-0	1-1
Clemson	4-2	1-0
Duke	4-2	0-2
Florida State	7-4	0-1
Georgia Tech	5-2	1-0
Louisville	1-2	--
North Carolina	4-4	1-1
NC State	4-5	2-1
Notre Dame	3-1	0-1
Pittsburgh	2-1	--
Syracuse	2-2	--
Virginia	2-5	1-2
Virginia Tech	9-3	4-2
Wake Forest	3-2	1-0

**MURPHY AND REED POST DOUBLE-DOUBLES IN NCAA TOURNAMENT**

Juniors Kamari Murphy and Davon Reed each posted a double-double against Buffalo. Murphy scored a season-high-tying 11 points to go with his career-high-tying 13 rebounds, and Reed had 10 points and tied a career-best with 12 boards. This was Murphy's fourth game this season with 10+ boards, and his fifth game with double-digit points. This was Reed's second career game with 10+ rebounds, added to his 12 against Richmond in the NIT a season ago.

**MURPHY HOSTS BLOCK PARTY**

Junior Kamari Murphy swatted four Buffalo Bulls' shots, setting a new school record for blocks in an NCAA Tournament game. The previous record was three, held by John Salmons vs. Lafayette, 3/12/99) and Jimmy Graham (vs. Texas, 3/23/08)

**CANES 22ND IN NATION IN FT PERCENTAGE, 58TH IN FEWEST FOULS**

Miami ranks 22nd in the nation in free throw percentage, connecting on 569-of-759 (75.0%) shots at the free throw line. UM averages 16.7 points per game at the line, and has posted an +8.7 scoring margin overall this season. The Canes have drawn 653 fouls, while committing only 563, which ranks UM No. 58 in the country in fewest fouls. Opponents have just 565 attempts at the stripe.

**FOUR PLAYERS BOAST NCAA TOURNAMENT EXPERIENCE PRIOR TO 2015-16**

Senior Tonye Jekiri returns from Miami's 2012-13 ACC Championship and NCAA Sweet 16 team. Sheldon McClellan (Texas), Kamari Murphy (Oklahoma State) and Angel Rodriguez (Kansas State) also have played in the NCAA Tournament, each with their previous schools.

**ALL-ACC AWARDS FOR THE HURRICANES**

Coach Jim Larrañaga was named the ACC Coach of the Year for the second time in four seasons, while three players earned postseason honors. Coach Jim Larrañaga - Coach of the Year (ACSMA/Coaches); Tonye Jekiri - All-Defensive Team (ACSMA/Coaches); Sheldon McClellan - Second Team All-ACC (ACSMA/Coaches); Angel Rodriguez - Third Team All-ACC (ACSMA); Tonye Jekiri - Honorable Mention (ACSMA/Coaches). Since joining the league in 2004-05, Miami has had 34 honorees on ACC postseason award lists, 21 of which have come under Coach L's watch, including five of Miami's six All-Defensive Team players. Jekiri is the only Hurricane to be named to that team twice.

**MCCLELLAN 11TH-MOST EFFICIENT PLAYER IN THE NATION, 180 PLAYER**

Sheldon McClellan is the 11th-most efficient offensive player in the nation among players with 20 percent-or-more possessions used, according to KenPom.com. He is also the third most efficient player in the ACC overall, and No. 30 in the nation. McClellan was 17th in the ACC (league games only) in 2-point field goal percentage (54.6), ninth in true shooting percentage (60.7) and 10th in free throw percentage (83.5). He was fourth in the ACC in turnover rate (9.6).

McClellan is also hitting 56.7 percent from two, 38.9 percent from three and 83.8 percent at the line, adding up to 179.4, nearly the mark of an 180 player.

**JEKIRI'S DEFENSE EFFECTIVE IN THE PAINT**

**ALL GAMES Lineup with Jekiri Without Jekiri Difference**

Plus/Minus	257	47	210
Points Allowed, Per 40 Min.	62.5	75.5	-13

**ACC GAMES With Jekiri Without Jekiri Difference**

Plus/Minus	71	-18	89
Points Allowed, Per 40 Min.	61.8	81	-19.2

**POSTSEASON\* With Jekiri Without Jekiri Difference**

Plus/Minus	12	4	8
Points Allowed, Per 40 Min.	70	79.4	-9.4

**JEKIRI EARNS MOST WINS IN PROGRAM HISTORY**

In four seasons at Miami, senior Tonye Jekiri has won 96 games, the most of any Hurricane in school history. Jekiri is the only remaining player from the 2012-13 ACC Championship and NCAA Sweet 16 team. That season, Jekiri did not play in a pair of games, playing in just 27 wins individually. He has played in every victory since, with 17 as a sophomore, 25 as a junior and 27 this campaign.

**NEWTON BEST SIXTH MAN IN THE COUNTRY**

Dick Vitale has lauded Miami sophomore Ja'Quan Newton as the "best sixth man in the country." Newton has immensely improved his stats from last year, and has scored in double digits 21 times this season.

	GP	PPG	FG%	3FG	FT%	10+Pts	Reb	Ast	MPG	Stl
2015-16	30	10.8	46.9	9/26	73.4	21	71	74	22.8	27
2014-15	34	4.0	40.5	4/10	64.1	4	43	47	13.5	8

In 10 ACC victories Newton played in (not vs. VT twice, Louisville and Notre Dame), he averaged 11.4 points and 2.3 assists per game, hitting 50.6 percent from the field. In the Canes' four losses he played in, he put up 6.8 points and 1.3 assists per outing, knocking down 26.5 percent of his shots.

**MIAMI VS. RANKED TEAMS UNDER COACH L**

[ ] Miami rank ( ) Opponent rank AP/USA TODAY

**2011-12**

12/06/11	Memphis (21/20)	L	71-54
1/07/12	at Virginia * (21/23)	L	52-51
1/10/12	at North Carolina * (3/3)	L	73-56
2/05/12	[RV/-] at Duke * (7/5)	OT W	78-74
2/11/12	at Florida State * (15/17)	L	64-59
2/15/12	North Carolina * (8/7)	L	73-64
2/26/12	Florida State * (15/16)	W	78-62
3/09/12	vs. Florida State (17/17)	L	82-71

**2012-13**

11/28/12	Michigan State (13/14)	W	67-59
12/23/12	vs. Arizona (4/5)	L	69-50
1/23/13	[25/RV] Duke * (1/1)	W	90-63
2/2/13	[14/15] at NC State * (19/19)	W	79-78
3/2/13	[5/7] at Duke * (3/3)	L	79-76
3/28/13	[5/4] vs. Marquette (15/16)	L	71-61

**2013-14**

1/04/14	at Syracuse * (2/2)	L	49-44
1/22/14	Duke * (18/18)	L	67-46
1/25/14	Syracuse * (2/2)	L	49-44
2/05/14	Pittsburgh * (25/22)	OT L	59-55
2/26/14	at Virginia * (12/11)	L	65-40

**2014-15**

11/17/14	[RV] at Florida (8/7)	W	69-67
12/2/14	[15] Illinois I (24/25)	W	70-61
1/3/15	Virginia * (3/3)	2OT L	80-89
1/13/15	at Duke * (4/4)	W	90-74
1/17/15	at Notre Dame * (12/12)	L	70-75
2/3/15	Louisville * (9/8)	L	55-63
2/21/15	at Louisville (12/12)	L	53-55
2/28/15	North Carolina (15/18)	L	64-73
3/12/15	Notre Dame (11/9)	L	63-70

**2015-16**

11/20/15	[RV/RV] vs. Utah (16)	W	90-66
11/22/15	[RV/RV] vs. Butler (22/20)	W	85-75
01/12/16	[8/9] at Virginia (11/13)	L	58-66
01/25/16	[15/13] vs. Duke (24/20)	W	80-69
02/20/16	[11/10] at UNC (5/4)	L	71-96
02/22/16	[12/11] vs. Virginia (3)	W	64-61
02/27/16	[12/11] vs. Louisville (11)	W	73-65
03/11/16	[11] vs. Virginia (3)	L	68-73
03/24/16	[10/11] vs. Villanova (6)		



**SEBASTIAN THE IBIS**

In 1926, the University of Miami adopted the Ibis as the official mascot for the University's athletic teams. Representing the leadership, courage, knowledge, strength and speed characteristics that our student-athletes portray. As the clouds become dark and a hurricane approaches, folklore maintains that other birds look to the Ibis for leadership. The Ibis uses its instinct to detect danger. It is the last sign of wildlife to take shelter before a hurricane hits, giving warning that danger is imminent. As the storm passes the Ibis is the first to reappear, a sign that clear skies are approaching.

**MIAMI'S LARGEST IN 2015-16**

Lead	46, at La Salle, 12/22
Deficit	38, at North Carolina, 2/20
Margin of Victory	46, at La Salle, 12/22
Margin of Defeat	25, at North Carolina, 2/20
Halftime Lead	25, vs. Charlotte, 12/5
Halftime Deficit	11, at Virginia Tech, 3/5
Deficit in Win	12, vs. Syracuse, 1/2
Halftime Deficit in Win	8, vs. Syracuse, 1/2
Lead in Loss	7, vs. Northeastern, 11/27
Halftime Lead in Loss	2, at Clemson, 1/16



**REED NAMED TO ALL-ACC ACADEMIC TEAM**

Davon Reed was named to the 2015-16 All-Atlantic Coast Conference Academic Men's Basketball team. The junior from Ewing, N.J., is majoring in sports administration.

**LARRAÑAGA GRADUATES CANES STUDENT-ATHLETES**

All four Hurricane seniors will be graduates of Miami following the 2015-16 campaign. Last May Sheldon McClellan earned his bachelor of liberal arts degree and in December Angel Rodriguez earned his bachelor's of education degree with a major in sports administration and a minor in sociology, the same degree Ivan Cruz Uceda and Tonye Jekiri will both complete in May.

**CANES IN THE MIAMI RECORD BOOK**

Senior center Tonye Jekiri has 897 rebounds in 138 career games at The U, good enough for fourth on the all-time rebounding list. Harry Manushaw is third with 914 career boards. Jekiri's 138 games are the most games played in Miami history. Jekiri is also moving up the list for career blocked shots, currently at No. 6 with 126. He trails No. 5 Julian Gamble's (2008-13) 132 swats.

With 150 handouts this year, senior Angel Rodriguez is eyeing Miami's top-five list for assists in a season. Rodriguez is currently sixth behind Michael Gardner (1992-93) at 154 and Shane Larkin (2012-13) at 164.

Sheldon McClellan has tallied 1,094 points in 72 games at UM. Added to 843 points at Texas, he is closing in on 2,000 career points.

**BODY CHANGES FOR CRUZ UCEDA AND JEKIRI**

Seniors Ivan Cruz Uceda and Tonye Jekiri spent the summer in the weight room. Cruz Uceda dropped 20 pounds from 237 to 217, and his body fat has slimmed down from 24 percent to nine percent in just a year in Miami. Jekiri added 20 pounds to his 7-foot frame, now weighing 250 pounds.

**MCCLELLAN POSTING CAREER SHOOTING PERCENTAGES**

Senior guard Sheldon McClellan drastically improved his shooting percentages since arriving at Miami for the 2014-15 season, after spending two years at Texas.

	FG%	3FG%	FT%	PPG
McClellan 2015-16	49.9	38.9	83.8	16.0
McClellan 2014-15	48.4	35.8	82.4	14.5
McClellan 2012-13	38.2	27.3	83.3	13.5
McClellan 2011-12	44.8	31.0	75.6	11.3

**BACK-TO-BACK VICTORIES OVER TOP 15 TEAMS**

With wins over No. 3 Virginia and No. 11 Louisville, Miami earned consecutive wins over top-15 opponents for the first time in school history. The Canes had defeated top-25 teams consecutively twice: Nov. 20, 2015 - No. 16 Utah and Nov. 22, 2015 - No. 22/20 Butler, and Jan. 7, 2006 - 14/12 Maryland and Jan. 14, 2006 - No. 20 at UNC.

Since the arrival of Coach L in 2011-12, the Canes have won at least two games over ranked teams in all but one season (2013-14). Miami has five wins over ranked teams this season, topping the previous high of four, in 2006-07 and 1998-99.

This is also the second-straight year and the fourth time in Coach L's five seasons that the Canes have defeated two top-15 teams.

- 2015-16: No. 3 Virginia, No. 11 Louisville.
- 2014-15: No. 8/7 Florida, No. 4 Duke.
- 2012-13: No. 13/14 Michigan State, No. 1 Duke.
- 2011-12: No. 7/5 Duke, No. 15/16 Florida State.

**CANES HAD HOME COURT ADVANTAGE**

With the BankUnited Center sold out for every game this season, the Canes were 15-1 overall and 9-0 in ACC play this year at home. The 15 wins are the most in school history, topping 14 in 2012-13, 2011-12 and 2007-08. The Hurricanes posted a 13-game home winning streak which is tied with the 2012-13 season for the second longest in school history, trailing only the 15-game streak between Dec. 15, 1964 and Dec. 1, 1965.

**CANES TOP 100 NATIONALLY (as of March 20)**

Tonye Jekiri	Rank	Actual
Total Rebounds	41	296
Defensive Reb per Game	66	6.0
Rebounds Per Game	71	8.7
<b>Sheldon McClellan</b>	<b>Rank</b>	<b>Actual</b>
Free Throws Made	69	155.0
Free Throw Percentage	76	83.8
<b>Angel Rodriguez</b>	<b>Rank</b>	<b>Actual</b>
Total Steals	60	56.0
Steals per Game	87	1.65
Total Assists	88	150

**CANES IN NATIONAL STATS (as of March 20)**

Category	Rank	Actual	Nat'l Leader	Actual
Won-Lost Percentage	18	79.4	Kansas	88.9
Scoring Offense	121	75.4	Oakland	86.3
Scoring Defense	53	66.7	Wichita St.	59.0
Scoring Margin	40	8.7	SFA	17.5
Field-Goal Percentage	27	47.7	St. Mary's (CA)	50.9
FG Percentage Defense	121	42.6	San Diego St.	36.9
Three-Point FG Per Game	193	6.8	North Florida	12.1
Three-Point FG Percentage	69	36.9	Michigan St.	43.4
Three Pt FG Defense	121	33.6	James Madison	29.0
Free-Throw Percentage	22	75.0	UConn	79.3
Rebound Margin	104	2.4	Michigan St.	11.4
Assists Per Game	225	12.5	Michigan St.	20.5
Assist Turnover Ratio	114	1.15	St. Mary's (CA)	1.76
Blocked Shots Per Game	136	3.7	Washington	6.6
Steals Per Game	159	6.1	Green Bay	9.9
Turnovers Per Game	32	10.9	Central Mich.	9.2
Turnover Margin	130	0.8	SFA	6.5
Personal Fouls Per Game	24	16.6	UNI	15.2
Total Blocks (355 ranked)	114	126.0	Washington	218.0
Total Assists	180	426.0	Michigan St.	719.0
Total Rebounds	156	1182.0	UT Arlington	1485.0
Free Throw Attempts	89	759.0	Green Bay	1007.0
Free Throws Made	36	569.0	Virginia Tech	672.0
3-pt Field Goal Attempts	211	626.0	The Citadel	1123.0
Total 3-point FGM	159	231.0	North Florida	411.0
Total Steals	125	209.0	Green Bay	358.0
Fewest Turnovers	63	371.0	Central Mich.	303.0
Fewest Fouls	58	563.0	UCF	468.0
Offensive Reb Per Game	270	9.5	Quinnipiac	16.6
Defensive Reb per Game	172	25.26	Purdue	29.63
Turnovers Forced	272	11.68	SFA	18.73
Total Rebounds Per Game	249	34.76	UT Arlington	43.68

**UM RECORDS**

GAME	ACC GAME
POINTS SCORED 59 - Rick Barry vs. Rollins, 1965	35 - Jack McClinton vs. North Carolina 02/15/09
FIELD GOAL % 1.000 (7-7) - Raymond Hicks vs. NC A&T, 2008	.900 (9-10) - Reggie Johnson at Duke 01/02/11
3-POINT FG 9 - Johnny Hemsley vs. Lafayette, 1999	7 (3x) last - Jack McClinton vs. North Carolina 02/15/09
3-POINT FG% 1.000 (5-5) (5x) last - Malcolm Grant vs. NC State, 2011	1.000 (5-5) - James Palmer at Virginia Tech 03/07/15
	1.000 (5-5) - Malcolm Grant at NC State 01/23/11
FT MADE 22 (2x) last - Rick Barry vs. Florida Southern, 1965	16 - Jack McClinton vs. NC State 03/07/09
FT % 1.000 (16-16) - Jack McClinton vs. NC State, 2009	1.000 (16-16) - Jack McClinton vs. NC State 03/07/09
REBOUNDS 29 - Rick Barry vs. Oklahoma City, 1965	17 - Tonye Jekiri vs. Clemson 02/08/15, at Boston College, 1/20/16
ASSISTS 14 - Michael Gardner vs. Pittsburgh, 1993	9 (3x) last - Shane Larkin vs. North Carolina 02/09/13
STEALS 9 - Jerome Scott vs. FIU, 1991	6 - Shane Larkin at North Carolina 01/10/12
BLOCKED SHOTS 13 - Anthony King vs. Florida Atlantic, 2004	6 - Anthony King vs. Florida State 01/15/05

**MIAMI FACED THREE-STRAIGHT TOP 25 TEAMS**

Miami faced three top-25 teams over eight days, including two top-10 teams within 54 hours. The Canes opened the stretch at No. 11/10 North Carolina (Feb. 20), then defeated No. 3 Virginia on ESPN Big Monday (Feb. 22) and No. 11/- Louisville on Feb. 27.

**MCCLELLAN AND JEKIRI ON NATIONAL AWARD WATCH LISTS**

Senior Sheldon McClellan has been on three national player of the year watch lists: Naismith Trophy Men's College Player of the Year, Oscar Robertson Trophy for Men's National Player of the Year and Jerry West Shooting Guard of the Year Award.

Senior Tonye Jekiri is one of 11 college basketball players selected as semifinalists for the sixth Eddie Sutton Tustenugee Award. The award singles out a player who exhibits the traits of tenacity and unselfishness that Sutton advocated during his 36-year career.

**DEWAN HUELL NAMED 2016 MCDONALD'S ALL-AMERICAN**

Miami signee Dewan Huell has been named a 2016 McDonald's All-American, as announced on ESPN.Jan. 17. Huell will become the fourth McDonald's All-American to play at Miami, joining Darius Rice (2000 McDonald's All-American), Steve Edwards (1992) and Tito Horford (1985). Since the inception of the McDonald's All American Game in 1977, only 38 players have hailed from the state of Florida, 11 of which were from 'The State of Miami' - Broward, Dade and Palm Beach counties. Just six of those players have been from Dade County, the most recent before Huell being Corey Louis in 1994.

**COACH L TIES TO THE ACC**

Coach Jim Larrañaga was an assistant coach at Virginia from 1979-1986, under the leadership of Terry Holland. In those seven seasons, Larrañaga helped the Cavaliers to five NCAA appearances: Final Four twice, Elite Eight once, Sweet 16 once and Round of 64 once, as well as two NIT appearances, including the Championship and Quarterfinal round.

**THE BUC WAS SOLD OUT**

In just his fifth season in Coral Gables, Jim Larrañaga and Miami SOLD OUT the season ticket allotment for all home games this year at the BankUnited Center. This was the first time in Miami athletics history a team sold out their season. In Coach Larrañaga's fifth season at The U, fans bought 5,500 season tickets, more than doubling the total number of season tickets sold in his first season in Coral Gables. When Coach L began his reign in Miami, fans bought 2,251 season tickets for the 2011-12 campaign. After a record-breaking season on the court in 2012-13, season tickets peaked at 3,674 for 2013-14.

*Season Tickets per Year*

2015-16: 5,500	2014-15: 3,427	2013-14: 3,674
2012-13: 2,372	2011-12: 2,251	

**MIAMI'S STARTERS SHOW EXPERIENCE**

Miami starts two redshirt seniors, one true senior, a redshirt junior and a true junior. Those players combine for 409 starts and 597 games played. Sheldon McClellan has started 94 games playing in 139, Tonye Jekiri has 86 starts in 137 games, Angel Rodriguez is at 102/130, Davon Reed 64/96 and Kamari Murphy 63/96.

Those five players have been on a Division I team a combined 21 seasons, as McClellan and Rodriguez are both in their fifth year on the court, Jekiri and Murphy are each in their fourth season, and Reed is a true junior. The average age of that starting five is 21.8 years old: Rodriguez - 23; McClellan - 23; Murphy - 22; Jekiri - 21; Reed - 20.

**HOMECOMING FOR RODRIGUEZ, EARNS MVP**

Senior guard Angel Rodriguez was named the Puerto Rico Tip-Off Most Valuable Player. He averaged 13.7 points and 4.0 assists, including 19 points in the championship game. The native of Cupey, P.R., just 20 minutes from San Juan, was greeted by friends and family at each game.

**AMONG UNIVERSITY OF MIAMI COACHES, LARRAÑAGA ...**

- has the highest winning percentage of a Miami coach in the NCAA Tournament, a .800 mark with a 4-1 record.
- is one of two Miami coaches to post four 20-win seasons. Larrañaga has recorded four 20-win seasons in three years at Miami.
- .678 winning percentage is the best mark since Bruce Hale posted a .663 mark from 1955-67, including three seasons led by Rick Barry.
- has led the Canes to 54 ACC wins in just five seasons. Miami won 43 ACC games the previous seven seasons.
- Under Coach L, Miami has posted four of the Canes' top six finishes in ACC play, including the 2013 championship, tied for second in 2016, tied for fourth in 2012 and tied for sixth in 2015. In 2008, Miami tied for fifth in league play, and in 2005, tied for sixth.
- In five seasons under Coach L, Miami has tallied seven wins in the ACC Tournament. In the previous seven seasons, Miami went 6-7.
- In two NIT appearances under Coach L, Miami is 5-2 for a .714 winning percentage. In Miami's other 10 NIT appearances combined, the Canes went 6-10 for a .375 winning percentage.

**DID YOU KNOW ...**

Coach L became the first Miami coach to win 20+ games in his first two seasons at UM and only the second of 12 UM coaches to post four 20-win seasons.

Former Cane Rick Barry was named one of the Greatest Players in NBA History.

Miami native and former Cane James Jones won the 2010-2011 NBA All-Star Weekend 3-Point Contest and the NBA Championship in the 2011-2012 and 2012-13 seasons.

Six-time NBA All Star Amar'e Stoudemire enrolled at UM in 2013 and took classes to earn his bachelor's degree.

UM is in its 12th season in the ACC.

Coach L led the George Mason Patriots to the 2006 Final Four with big wins over some of basketball's elite teams such as Michigan State, UNC and UConn. He was the first coach to take a mid-major to a Final Four in 27 years (Penn '79) when his team advanced in 2006.

In 14 years at George Mason, Larrañaga led the Patriots to five NCAA Tournament appearances (2011, 2008, 2006, 2001, 1999), including the 2006 Final Four.

Miami basketball received APR (Academic Progress Rate) Public Recognition Awards for being among the top 10 percent in APR in its sport. Miami ranks in the top 10 percent NCAA men's basketball with a 990 APR.

The Miami Department of Athletics recorded a Graduation Success Rate (GSR) of 89 percent. Miami's department-wide GSR is 16th overall among FBS programs. UM has exceeded the NCAA average GSR in each of the last 10 years.

The Canes have averaged 21.0 wins over the last 11 seasons.

The Hurricanes have made at least one trey in 937 of 943 games since the NCAA adopted the 3-point shot in 1986. The last time Miami was held without a 3-pointer was Feb. 26, 2014 at Virginia.

Miami has held 796 of its last 797 opponents to less than 100 points. North Carolina was the last team to score 100+, defeating UM 105-64 on Jan. 31, 2007.

**MIAMI BASKETBALL – THE EARLY YEARS**

The University of Miami basketball program was dormant for 14 years from 1971-1985. In 1983 Director of Athletics Sam Jankovich announced the resurrection of men's basketball at Miami, with the reinstatement vote by the UM Board of Trustees on Oct. 12, 1983. Head coach Bill Foster was hired March 21, 1984, adding assistants Clint Bryant, Seth Greenberg and Cesar Odio by July 1. Tim Harvey was the staff's first recruit, a 6-10, 240-pound center from Plainfield, N.J., who transferred from Georgia Tech. On Oct. 15, 1984 the first men's basketball practice in 12 years was held on the patio in the center of campus, viewed by more than 200 students. Miami defeated The Citadel, 85-77, on Nov. 22, 1985, in the first game of the new era of UM basketball.

**LARRAÑAGA CONTRACT EXTENDED THROUGH 2022**

The University of Miami extended Coach Jim Larrañaga's contract through May 31, 2022, Director of Athletics Blake James announced in September 2014. Larrañaga first signed a five-year contract in April 2011, then was granted a three-year extension in 2012.

**COACHING COORDINATORS FOR MIAMI**

Miami's assistant coaching staff is set up in a coordinator system, with Jamal Brunt as the offensive coordinator, Chris Caputo manning the defense and Adam Fisher handling the scout for every opponent. James Johnson is the Dean of Discipline.

**EXCEEDING EXPECTATIONS IN THE ACC**

Miami was predicted to finish fifth out of 15 teams in the Atlantic Coast Conference this season, as announced by the league during Operation ACC Basketball in Charlotte, N.C., Oct. 28. North Carolina was picked to win the league, followed by Virginia, Duke and Notre Dame.

In 2012-13, the Canes were picked to finish fifth, then won the league's regular season and tournament championship. In all four of Larrañaga's seasons at Miami, the Canes have finished the season better than predicted at ACC media day.

Miami's ACC preseason poll breakdowns (votes) and finishes:

2015-16 - 5th (841) – t-2nd	2009-10 - 10th (135) – 12th
2014-15 - 10th (442) – t-6th	2008-09 - 4th (344) – t-7th
2013-14 - 12th (224) – 10th	2007-08 - 12th (153) – t-5th
2012-13 - 5th (436) – 1st	2006-07 - 11th (173) – 12th
2011-12 - 5th (455) – t-4th	2005-06 - 7th (540) – t-7th
2010-11 - 8th (305) – 9th	2004-05 - 11th (146) – t-6th

**CANES SIGN TOP-10 RECRUITING CLASS**

Miami has one of the top-10 recruiting classes in the country, with 247Sports ranking the class No. 7, Scout at No. 8, ESPN at No. 9 and Rivals at No. 10. The 2016 class rankings top Miami's best mark from 2005, when the Canes signed four four-star recruits – Jimmy Graham, Brian Asbury, Adrian Thomas and Denis Clemente – in a class that was ranked No. 12 in the nation by Scout. In 2009, Miami's signing class was nationally ranked No. 19 by Scout and No. 24 by ESPN. That Hurricanes' heralded 2009 class was comprised of ESPNU 100 picks Durand Scott, Garius Adams and Donnavan Kirk, in addition to May signee Antoine Allen. Since 2002, Miami has signed 16 Scout.com top-100 players, including three five-star, top-25 players in DeQuan Jones (22, 2008), Huell (25) and Durand Scott (25, 2009). Since Larrañaga's arrival, his staff has signed five top-100 players in Huell (25), Brown (44), Ja'Quan Newton (52, 2014), Rodney Miller (90) and James Palmer (98, 2014). Huell is the most lauded signee for Miami since Scott in 2009, Jones in 2008, No. 32 Guillermo Diaz in 2003 and McDonald's All-American Darius Rice in 2000.

**ACC LEGEND - JOHN SALMONS**

The ACC and Miami Director of Athletics Blake James are proud to announce Miami's John Salmons as a member of the 2016 ACC Men's Basketball Legends Class. Salmons was a two-time All-BIG EAST player, and was a 2002 NABC All-District 6 player for the Canes. He also won the 2002 BIG EAST Sportsmanship Award. From 1998 to 2002, Salmons played in four-straight postseason tournaments, including three NCAA Tournament appearances. Salmons is listed No. 19 on the all-time scoring list at Miami, and is third in career assists, third in steals and tied for fifth in games started.

**LARRAÑAGA AMONG THE BEST IN COLLEGE BASKETBALL**

Entering the 2015-16 season, Coach Larrañaga was tied for 12th on the list of Winningest Active Coaches at Major Schools and is 58th on the NCAA's list of All-Time Winningest Coaches. See page 13 of the notes for a complete listing.

**MIAMI LANDS HUELL, BROWN AND MILLER**

The Miami men's basketball team landed a pair of top-30 players in Dewan Huell and Bruce Brown, and top-100 player Rodney Miller. With the addition of these three players, Miami would have six top-100 players next season: Huell (25), Brown (44), Ja'Quan Newton (52), Miller (90) and James Palmer (98). Huell, at 6-10 and 218 pounds, is a five-star, top-25 power forward from Miami Norland High School. Nationally, he is ranked the No. 21 player by ESPN.com, No. 23 by Rivals and No. 25 by Scout.com. ESPN.com and Scout.com rank him fifth at his position, and Scout.com says he's the top player in the state of Florida, while ESPN.com and Rivals have him second in the state. Brown, from Wakefield, Mass., is a four-star shooting guard at Vermont Academy in Saxton's River, Vt. At 6-4 and 205 pounds, Brown is ranked No. 30 by ESPN.com, No. 44 per Scout.com and No. 49 by Rivals. Miller is a 6-foot-11-inch, 245-pound center playing prep ball at Oak Hill Academy in Virginia. A native of Laurelton, N.Y., Miller is a consensus four-star recruit, ranked No. 90 overall by Scout.com and No. 114 by Rivals.com. As a center, he is ranked No. 17 by Scout.com and No. 15 by ESPN.com.

**COACH L REUNITED WITH JAMES JOHNSON**

James Johnson is the team's director of basketball operations. Johnson, who was on Larrañaga's staff for two seasons at George Mason University, including the historic NCAA Final Four run in 2006, came to Miami after seven seasons on staff at fellow ACC school Virginia Tech, where he was the head coach for two seasons after five years as an assistant coach.

**PROCANES REPORT**

Former Hurricanes James Jones and Shane Larkin are on NBA rosters this season, as Jones is in Cleveland with the Cavaliers and Larkin joined a new team, the Brooklyn Nets, after playing across town with the Knicks last season. Miami has 17 former players in professional basketball at this time. A complete list is on page four of the notes.

**LARRAÑAGA MEMBER OF UM FACULTY**

Coach Jim Larrañaga is an Adjunct Assistant Professor of Kinesiology and Sport Sciences at the University of Miami. Due to his head coaching responsibilities, Larrañaga is a guest lecturer at several different classes in the School of Education and Human Development throughout the semester.

AP TOP 25			USA TODAY COACHES POLL		
Postseason			Postseason		
1	Kansas (63)	30-4 1,623	1	Kansas (31)	30-4 799
2	Michigan St(2)	29-5 1,552	2	Michigan St (1)	29-5 761
3	North Carolina	28-6 1,488	3	North Carolina	28-6 732
4	Virginia	26-7 1,384	4	Oregon	28-6 673
5	Oregon	28-6 1,371	5	Virginia	26-7 665
6	Villanova	29-5 1,283	6	Villanova	29-5 610
7	Oklahoma	25-7 1,215	7	Oklahoma	25-7 588
8	West Virginia	26-8 1,193	8	West Virginia	26-8 575
9	Xavier	27-5 1,127	9	Xavier	27-5 548
10	Miami	25-7 920	10	Purdue	26-8 466
10	Kentucky	26-8 920	11	Miami	25-7 459
12	Purdue	26-8 873	12	Indiana	25-7 421
13	Utah	26-8 870	13	Kentucky	26-8 418
14	Indiana	25-7 828	14	Utah	26-8 379
15	Texas A&M	26-8 682	15	Texas A&M	26-8 343
16	Louisville	23-8 585	16	Arizona	25-8 323
17	Arizona	25-8 559	17	Maryland	25-8 306
18	Maryland	25-8 489	18	Baylor	22-11 227
19	Duke	23-10 383	19	Iowa State	21-11 199
20	Seton Hall	25-8 374	20	Duke	23-10 172
21	Baylor	22-11 347	21	Seton Hall	25-8 158
22	Iowa State	21-11 317	22	Texas	20-12 113
23	California	23-10 270	23	California	23-10 108
24	SMU	25-5 84	24	Iowa	21-10 100
25	Iowa	21-10 82	25	Saint Joseph's	27-7 46



CURRENT CANES IN THE NCAA TOURNAMENT

Player	GS	Min	TOTAL		3-PTS			REBOUNDS			PF	A	TO	Bk	Stl	Pts
			FG	Pct	3	A	Pct	O	D	Tot						
<b>IVAN CRUZ UCEDA</b>																
vs Buffalo 03-17-16	0	0	0	.000	0	0	.000	0	0	0	0	0	0	0	0	
vs Wichita State 03-19-16	2	0	1	.000	0	1	.000	0	0	0	0	0	0	0	0	
<b>TONYE JEKIRI</b>																
vs Pacific 03-22-13	16	3	5	.600	0	0	.000	1	4	5	1	0	0	2	0	
vs Illinois 03-24-13	7	2	4	.500	0	0	.000	0	0	.000	2	0	1	1	0	
vs Marquette 03-28-13	8	0	1	.000	0	0	.000	0	0	.000	0	0	0	0	0	
vs Buffalo 03-17-16	* 16	2	3	.667	0	0	.000	0	0	.000	1	2	3	3	0	
vs Wichita State 03-19-16	* 27	1	3	.333	0	0	.000	1	4	.250	1	6	7	4	0	
<b>ANTHONY LAWRENCE</b>																
vs Buffalo 03-17-16	9	0	1	.000	0	0	.000	0	0	.000	1	0	1	1	0	
vs Wichita State 03-19-16	11	0	2	.000	0	1	.000	0	0	.000	1	1	2	2	0	
<b>SHELDON McCLELLAN</b>																
vs Cincinnati (UT) 3-16-12	* 26	4	11	.364	2	4	.500	0	2	.000	2	3	2	0	1	
vs Buffalo 03-17-16	* 38	5	10	.500	0	2	.000	10	13	.769	2	3	5	0	2	
vs Wichita State 03-19-16	* 38	5	11	.455	2	4	.500	6	8	.750	0	3	3	1	0	
<b>KAMARI MURPHY</b>																
vs Oregon OSU 3-21-13	19	2	3	.667	0	0	.000	0	0	.000	1	5	6	3	0	
vs. Gonzaga OSU 3-21-14	* 29	4	11	.364	0	0	.000	0	0	.000	4	4	8	5	0	
vs Buffalo 03-17-16	* 33	4	7	.571	0	0	.000	3	5	.600	3	10	13	3	1	
vs Wichita State 03-19-16	* 36	2	3	.667	0	0	.000	0	1	.000	0	7	7	2	0	
<b>JA'QUAN NEWTON</b>																
vs Buffalo 03-17-16	26	3	8	.375	0	1	.000	4	5	.800	2	0	2	3	2	
vs Wichita State 03-19-16	17	1	3	.333	0	0	.000	0	0	.000	0	0	0	1	2	
<b>JAMES PALMER</b>																
vs Buffalo 03-17-16	4	0	0	.000	0	0	.000	0	0	.000	1	0	1	0	0	
vs Wichita State 03-19-16	2	0	0	.000	0	0	.000	0	0	.000	0	0	0	0	0	
<b>DAVON REED</b>																
vs Buffalo 03-17-16	* 39	4	10	.400	2	5	.400	0	0	.000	0	12	12	4	0	
vs Wichita State 03-19-16	* 32	3	4	.750	2	2	1.000	2	2	1.000	0	4	4	1	1	
<b>ANGEL RODRIGUEZ</b>																
vs Southern Miss KSU 03-15-12	* 27	4	11	.364	0	3	.000	5	8	.625	0	3	3	2	4	
vs. Syracuse KSU 3-17-12	* 32	3	11	.273	2	7	.286	4	4	1.000	2	2	4	4	1	
vs. LaSalle KSU 3-22-13	* 36	0	6	.000	0	2	.000	2	3	.667	0	1	1	4	4	
vs Buffalo 03-17-16	* 35	6	15	.400	3	7	.429	9	11	.818	1	6	7	3	4	
vs Wichita State 03-19-16	* 35	9	11	.818	3	4	.750	7	8	.875	0	2	2	3	5	

MIAMI VS. VILLANOVA (10-13)

Home: 5-6 Away: 5-7  
 Neutral: 0-0 Under Coach L: 0-0  
 Since rebirth in 1985: 10-13  
 UM Rank VU

2/18/92	L, 74-50	A
2/25/92	L, 61-50	H
1/30/93	L, 82-69	A
3/6/93	W, 77-76	H
2/12/94	L, 77-58	H
3/5/94	L, 83-63	A
1/25/95	-- 22/25 L, 92-62	H
2/7/95	-- 16/18 L, 73-63	A
12/5/95	-- 2/2 L, 70-68	H
1/27/96	-- 7/7 L, 90-62	A
1/11/97	-- 8/7 W, 61-59	A
1/22/98	W, 78-63	H
1/31/98	L, 78-75	A
2/16/99	16/21 -- W, 103-82	H
1/11/00	W, 67-66	A
2/17/01	W, 80-62	A
3/3/01	W, 65-53	H
1/24/02	22/19 -- W, 76-58	H
2/5/02	12/11 -- W, 65-56	A
2/8/03	L, 72-67 OT	H
2/25/03	L, 75-56	A
1/25/04	L, 76-69	H
3/2/04	W, 59-56	A

NCAA TOURNAMENT RECORDS

MIAMI TEAM RECORDS

<b>POINTS SCORED</b>		
80	vs. Missouri	3/14/02
<b>FIELD GOALS MADE</b>		
28	vs. St. Mary's	3/21/08
<b>FIELD GOAL ATTEMPTS</b>		
76	vs. Purdue	3/14/99
<b>FIELD GOAL PERCENTAGE</b>		
.553 (21-38)	vs. Wichita State	3/19/16
<b>3-POINT FIELD GOALS MADE</b>		
12	vs. Pacific	3/22/13
<b>3-POINT FIELD GOALS ATTEMPTED</b>		
26	vs. Marquette	3/28/13
<b>3-POINT FIELD GOAL PERCENTAGE</b>		
.625 (10-16)	vs. Lafayette	3/12/99
<b>FREE THROWS MADE</b>		
28	vs. Missouri	3/14/02
<b>FREE THROWS ATTEMPTED</b>		
35	vs. Missouri	3/14/02
<b>FREE-THROW PERCENTAGE</b>		
.895 (17-19)	vs. Ohio State	3/19/00
<b>REBOUNDS</b>		
47	vs. Lafayette	3/12/99
47	vs. St. Mary's	3/21/08
<b>ASSISTS</b>		
20	vs. Lafayette	3/12/99
<b>STEALS</b>		
12	vs. UCLA	3/13/98
<b>BLOCKED SHOTS</b>		
9	vs. Lafayette	3/12/99

OPPONENT TEAM RECORDS

<b>POINTS SCORED</b>		
93	Missouri	3/14/02
<b>FIELD GOALS MADE</b>		
27	Marquette	3/28/13
<b>FIELD GOAL ATTEMPTS</b>		
61	Illinois	3/24/13
61	Missouri	3/14/02
<b>FIELD GOAL PERCENTAGE</b>		
.579 (22-38)	Purdue	3/14/99
<b>3-POINT FIELD GOALS MADE</b>		
13	Texas	3/28/08
<b>3-POINT FIELD GOALS ATTEMPTED</b>		
27	Illinois	3/24/13
<b>3-POINT FIELD GOAL PERCENTAGE</b>		
.500 (13-26)	Texas	3/23/08
<b>FREE THROWS MADE</b>		
34	Missouri	3/14/02
<b>FREE THROWS ATTEMPTED</b>		
43	Missouri	3/14/02
<b>FREE-THROW PERCENTAGE</b>		
.857 (6-7)	Illinois	3/24/13
<b>REBOUNDS</b>		
48	Missouri	3/14/02
<b>ASSISTS</b>		
18	Purdue	3/14/99
<b>STEALS</b>		
13	UCLA	3/13/99
<b>BLOCKED SHOTS</b>		
7	Texas	3/23/08

INDIVIDUAL RECORDS

<b>POINTS SCORED</b>		
38	Jack McClinton vs. St. Mary's	3/21/08
<b>FIELD GOALS MADE</b>		
12	Jack McClinton vs. St. Mary's	3/21/08
<b>FIELD GOALS ATTEMPTS</b>		
21	Tim James vs. Purdue	3/14/99
<b>FIELD GOAL PERCENTAGE (Min. 7 made)</b>		
.818 (9-11)	Angel Rodriguez vs. Wichita State	3/19/16
<b>3-POINT FIELD GOALS MADE</b>		
9	Johnny Hemsley vs. Lafayette	3/12/99
<b>3-POINT FIELD GOALS ATTEMPTED</b>		
12	Johnny Hemsley vs. Lafayette	3/12/99
<b>3-POINT FIELD GOAL PERCENTAGE (Min. 4 made)</b>		
.750 (9-12)	Johnny Hemsley vs. Lafayette	3/12/99
<b>FREE THROWS MADE</b>		
11	Jack McClinton vs. St. Mary's	3/21/08
<b>FREE-THROW ATTEMPTS</b>		
13	Sheldon McClellan vs. Buffalo	3/17/16
<b>FREE-THROW PERCENTAGE (Min. 7 made)</b>		
1.000 (11-11)	Jack McClinton vs. St. Mary's	3/21/08
<b>REBOUNDS</b>		
13	Kamari Murphy vs. Buffalo	3/17/16
<b>ASSISTS</b>		
9	Shane Larkin vs. Pacific	3/22/13
<b>STEALS</b>		
4	Angel Rodriguez vs. Wichita State	3/19/16
4	Kevin Norris vs. UCLA	3/13/98
4	Johnny Hemsley vs. Lafayette	3/12/99
<b>BLOCKED SHOTS</b>		
4	Kamari Murphy vs. Buffalo	3/17/16

COMPARING 2015-16 TO 2012-13 TEAM

	2015-16	2012-13
Seniors	4	5
Juniors	2	3
Sophomores	2	1
Freshmen	2	1
Scholarship players	10	10
Transfers	4	3
Players 6'5"+	8	9
Players 6'10"+	3	5

ACC GAMES ONLY

Record	13-5	15-3
Home	9-0	8-1
Away	4-5	7-2
PPG	68.9	68.7
OPP PPG	65.9	59.7
FG%	44.5	46.0
OPP FG%	43.5	40.4
3FG%	32.6	36.0
OPP 3FG%	33.2	31.8
3FG M/G	6.2	7.1
3fg A/G	5.6	5.5
FT%	72.9	66.2
REB	33.4	36.0
OPP REB	34.3	31.9
AST	11.8	11.5
STL	6.1	5.7
BLK	3.7	4.8

2012-13 (ALL GAMES)

Overall record: 29-7 Conf: 15-3 Home: 14-1 Away: 10-3 Neutral: 5-3

#	Player	Total					3-Point		F-Throw		Rebounds			pf	dq	a	to	blk	stl	pts	avg	
		gp-gs	min	avg	fg-fga	fg%	3fg-fga	3fg%	ft-fa	ft%	off	def	tot									
00	Shane Larkin	36-35	1311	36.4	183-382	.479	69-170	.406	87-112	.777	17	121	138	3.8	59	0	164	82	4	71	522	14.5
01	Durand Scott	33-32	1142	34.6	156-344	.453	36-102	.353	85-113	.752	31	100	131	4.0	75	4	86	65	3	51	433	13.1
35	Kenny Kadji	36-36	1047	29.1	168-357	.471	47-134	.351	82-124	.661	56	188	244	6.8	87	1	30	63	46	14	465	12.9
04	Trey McKinney Jones	36-34	1091	30.3	107-259	.413	59-150	.393	57-67	.851	13	109	122	3.4	55	0	56	34	1	29	330	9.2
42	Reggie Johnson	26-9	553	21.3	57-150	.380	1-10	.100	59-87	.678	58	124	182	7.0	57	0	22	56	24	10	174	6.7
45	Julian Gamble	36-28	733	20.4	98-170	.576	0-0	.000	39-81	.481	74	102	176	4.9	73	2	7	28	63	13	235	6.5
15	Rion Brown	36-6	800	22.2	79-215	.367	38-130	.292	35-47	.745	24	48	72	2.0	52	0	30	22	2	15	231	6.4
02	Bishop Daniels	3-0	50	16.7	5-11	.455	3-3	1.000	2-2	1.000	1	2	3	1.0	5	0	3	4	0	6	15	5.0
21	Erik Swoope	27-0	161	6.0	18-28	.643	1-1	1.000	6-19	.316	16	16	32	1.2	18	0	3	3	2	4	43	1.6
23	Tonye Jekiri	34-0	235	6.9	18-35	.514	0-0	.000	11-20	.550	28	27	55	1.6	35	0	4	11	11	7	47	1.4
10	Raphael Akpejori	18-0	81	4.5	5-14	.357	0-0	.000	1-3	.333	6	14	20	1.1	8	0	1	3	3	3	11	0.6
12	Justin Heller	9-0	11	1.2	1-3	.333	0-1	.000	0-2	.000	0	4	4	0.4	1	0	2	2	0	0	2	0.2
03	Steve Sorenson	8-0	10	1.3	0-0	.000	0-0	.000	1-3	.333	0	0	0	0.0	0	0	2	3	0	0	1	0.1
Team												45	63	108							9	
Total.....		36	7225		895-1968	.455	254-701	.362	465-680	.684	369	918	1287	35.8	525	7	408	385	159	223	2509	69.7
Opponents.....		36	7225		795-1987	.400	226-694	.326	365-562	.649	365	810	1175	32.6	623	14	389	425	105	193	2181	60.6

2015-16 (ALL GAMES)

#	Player	Total					3-Point		F-Throw		Rebounds			pf	dq	a	to	blk	stl	pts	avg	
		gp-gs	min	avg	fg-fga	fg%	3fg-fga	3fg%	ft-fa	ft%	off	def	tot									
10	Sheldon McClellan	34-33	1119	32.9	169-339	.499	51-131	.389	155-185	.838	19	91	110	3.2	59	1	56	41	9	36	544	16.0
13	Angel Rodriguez	34-34	1019	30.0	139-315	.441	53-160	.331	96-120	.800	23	65	88	2.6	88	3	150	85	6	56	427	12.6
05	Davon Reed	34-34	977	28.7	125-266	.470	46-118	.390	84-103	.816	19	122	141	4.1	70	0	41	42	15	26	380	11.2
00	Ja'Quan Newton	30-1	683	22.8	105-224	.469	9-26	.346	105-143	.734	16	55	71	2.4	46	0	74	64	5	27	324	10.8
23	Tonye Jekiri	34-34	971	28.6	113-215	.526	0-4	.000	38-66	.576	92	204	296	8.7	102	1	29	49	35	14	264	7.8
21	Kamari Murphy	31-27	768	24.8	75-150	.500	0-7	.000	24-43	.558	46	142	188	6.1	63	1	15	25	30	13	174	5.6
33	Ivan CruzUceda	31-7	422	13.6	59-120	.492	39-87	.448	10-10	1.000	16	64	80	2.6	55	0	6	19	7	6	167	5.4
03	Anthony Lawrence	32-0	380	11.9	44-88	.500	17-40	.425	23-38	.605	28	34	62	1.9	39	0	27	13	11	15	128	4.0
12	James Palmer	33-0	385	11.7	38-105	.362	12-45	.267	22-32	.688	11	27	38	1.2	19	0	25	16	5	14	110	3.3
15	Ebuka Izundu	14-0	76	5.4	10-16	.625	0-0	.000	12-19	.632	11	6	17	1.2	17	0	3	5	2	2	32	2.3
20	Mike Robinson	8-0	13	1.6	5-9	.556	4-7	.571	0-0	.000	0	1	1	0.1	3	0	0	0	0	0	14	1.8
35	Chris Stowell	8-0	12	1.5	0-1	.000	0-1	.000	0-0	.000	0	3	3	0.4	1	0	0	1	1	0	0	0.0
Team												42	45	87							11	
Total.....		34	6825		882-1848	.477	231-626	.369	569-759	.750	323	859	1182	34.8	563	6	426	371	126	209	2564	75.4
Opponents.....		34	6825		833-1957	.426	200-596	.336	401-565	.710	354	748	1102	32.4	653	13	381	397	86	177	2267	66.7

STATS FROM MIAMI'S SWEET 16 TEAMS

	FG-A	Pct	3FG-A	Pct	FT-A	Pct	Reb	Avg	PF-DQ	A	TO	Blk	Stl	Pts-Avg
1999-00 Miami	849-1971	.431	132-440	.300	516-690	.748	489-793-1282	37.7	615-10	498	504	126	286	2346-69.0
Opponents	741-1883	.394	190-637	.298	455-669	.680	467-738-1205	35.4	639	406	615	110	232	2127-62.6
2012-13 Miami	895-1968	.455	254-701	.362	465-680	.684	369-918-1287	35.8	525-7	408	385	159	223	2509-69.7
Opponents	795-1987	.400	226-694	.326	365-562	.649	365-810-1175	32.6	623-14	389	425	105	193	2181-60.6
2015-16 Miami	882-1848	.477	231-626	.369	569-759	.750	323-859-1182	34.8	563-426	371	126	209	2564	2564-75.4
Opponents	833-1957	.426	200-596	.336	401-565	.710	354-748-1102	32.4	653-381	397	86	177	2267	2267-66.7

MIAMI IN THE 2015-16 TOURNAMENT

Miami 79, Buffalo 72

PROVIDENCE (AP) — Miami coach Jim Larranaga knows what it's like to be the underdog team with something to prove in the NCAA Tournament. So his final words to his team Thursday before its first-round matchup with Buffalo were all about expecting the unexpected from a scrappy mid-major. The Hurricanes took the message to heart. Angel Rodriguez had 24 points and seven rebounds as third-seeded Miami held on to defeat No. 14 seed Buffalo 79-72 in the first round on Thursday. Sheldon McClellan added 20 points and five rebounds. It is Miami's first tournament win since it went to the Sweet 16 in 2013. The Hurricanes advance to play the winner of Arizona and Wichita State in the second round of the South Region on Saturday. "There's always a point in the game where (Rodriguez) feels like he's got to score more, and when he does, and he takes advantage of his opportunities, then we have another weapon out there," Larranaga said. "I thought Angel and Sheldon were senior leaders today that really dominated the game." Miami (26-7) kept the Bulls at bay for most of the second half, leading by as many as 12. The Bulls (20-15) finally got some traction, closing within 72-68 on a jumper by Lamonte Bearden with less than two minutes to play. But Miami hit enough free throws down the stretch to put the game away. Buffalo tried to sag in on Miami's big men in the second half, but were bitten several times when the Hurricanes were able to get the ball out to the perimeter for open 3s. Then on the defensive end the Hurricanes protected the rim, allowing just five second-chance points for the Bulls, while blocking six shots. "That's the beauty of this team — we just need one little thing to get us going," Rodriguez said. "And we found it on the defensive end." Nick Perkins had 20 points and six rebounds to lead Buffalo. Bearden added 19 points. "I feel like we gave it all that we had and we just came up short," said guard C.J. Massinburg. "Obviously next year we want to get back here." Miami trailed by 9 points about midway through the first half, before surging to take a 2-point halftime lead. Oats promised his team would come out attacking, and it did, connecting on four of their first five from beyond the arc to take an early 12-6 lead. But Miami pecked away the rest of the half and took a 35-33 lead into the locker room after Bearden's layup at the buzzer was waved off. "They played their tails off for us all year. We missed two open 3s that would have cut that thing to one possession late in the game," Bulls coach Nate Oats said. "I think our kids proved they belong on a big stage like this."

Miami 65, Wichita State 57

PROVIDENCE, R.I. (AP) — Angel Rodriguez took over midway through the second half, hitting a big 3-pointer with 72 seconds remaining and scoring 28 points to lead the third-seeded Hurricanes over Wichita State 65-57 on Saturday to advance to the Sweet 16 of the NCAA tournament. Miami (27-7) made it that far three years ago under Jim Larranaga, in his fifth season as head coach. Sheldon McClellan finished with 18 points and Davon Reed had 10 for the Hurricanes. The Hurricanes will play either Iowa or Villanova next weekend in Louisville in the South Region semifinals. Fred VanVleet and Shaquille Morris each had 12 points and Ron Baker 11 for 11th-seeded Wichita State (26-9), which put on a furious rally in the second half of a bruising game, taking a 43-42 lead with 10:24 to go. After Baker's 3-pointer gave Wichita State its first lead, Ja'Quan Newton had a slam dunk to put Miami back on top and McClellan scored eight straight points for some separation. McClellan nearly gave it away, though, when he failed to convert a lob from Rodriguez with 2:59 left and Miami clinging to a 55-51 lead. Rodriguez came back with a stunning hook off the glass for a 57-53 lead with 2:05 left and followed with his clutch 3 from the wing. With their fans cheering "We shock! We shock!" the Shockers erased the daunting deficit with another gutsy performance in the second. Zach Brown hit a 3 and VanVleet followed with a steal and another 3, both baskets in a span of 11 seconds, and Morris's hook in the lane off a steal by Baker closed the gap to nine with nearly 16 minutes left, plenty of time for a comeback for the team that won a play-in game then upset sixth-seeded Arizona. Baker then set up Markis McDuffie for a 3 and Morris set a perfect screen on Rodriguez at the top of the key to free VanVleet for a driving layup through the paint. Larranaga was whistled for a technical after protesting a call as the Hurricanes struggled to hold their edge. That margin finally disappeared when Baker drained a 3 for a shocking 43-42 lead. Much of the focus figured to center on the performance of the backcourts featuring four seniors—VanVleet and Baker against Rodriguez and McClellan. The Miami duo is a tad older, but the Shockers had more tournament experience. Age took over at the start and came through at the end. Rodriguez was 7 for 7 for 16 points in the opening half, scoring 11 points in the first eight minutes as Wichita State struggled to find any room to shoot, missing its first five 3-pointers and hitting only 1 of 12 shots. It got much worse as the Hurricanes gave the Shockers a big taste of their own medicine. The top defensive team in the nation was torched for 12-of-15 shooting in the first 12 minutes as Miami outscored the Shockers 18-0 in the paint and forced seven turnovers, gaining a 21-point lead on a scoop by McClellan at 8:27. VanVleet set up Baker for a 3 from the wing to start an 11-0 Wichita State run and the Shockers clamped down defensively, forcing five turnovers while holding the Hurricanes scoreless for more than five minutes.

ACC (13-5)

#	Player	gp-gs	min	avg	Total		3-Point		F-Throw		Rebounds												
					fg-fga	fg%	3fg-fga	3fg%	ft-fta	ft%	off	def	tot	avg	pf	dq	a	to	blk	stl	pts	avg	
10	Sheldon McClellan	18-18	601	33.4	86-186	.462	27-78	.346	86-103	.835	8	54	62	3.4	31	0	28	20	7	17	285	15.8	
05	Davon Reed	18-18	536	29.8	75-156	.481	27-71	.380	36-43	.837	14	55	69	3.8	29	0	24	20	9	14	213	11.8	
13	Angel Rodriguez	18-18	561	31.2	70-170	.412	24-88	.273	33-43	.767	16	34	50	2.8	48	3	82	40	3	27	197	10.9	
00	Ja'Quan Newton	14-0	321	22.9	48-111	.432	6-14	.429	39-57	.684	10	28	38	2.7	24	0	28	32	2	11	141	10.1	
23	Tonye Jekiri	18-18	547	30.4	60-125	.480	0-1	.000	14-30	.467	54	99	153	8.5	54	0	16	22	16	11	134	7.4	
21	Kamari Murphy	18-17	438	24.3	38-82	.463	0-4	.000	14-25	.560	32	77	109	6.1	30	0	8	14	11	8	90	5.0	
33	Ivan CruzUceda	16-1	186	11.6	22-58	.379	14-42	.333	6-6	1.000	9	27	36	2.3	23	0	2	9	4	2	64	4.0	
03	Anthony Lawrence	17-0	181	10.6	18-38	.474	9-19	.474	9-19	.474	15	12	27	1.6	14	0	12	7	8	6	54	3.2	
12	James Palmer	18-0	193	10.7	16-50	.320	4-22	.182	15-19	.789	5	8	13	0.7	8	0	12	6	4	11	51	2.8	
15	Ebuka Izundu	6-0	32	5.3	3-3	1.000	0-0	.000	4-6	.667	2	0	2	0.3	9	0	1	3	2	2	10	1.7	
20	Mike Robinson	2-0	2	1.0	1-2	.500	0-1	.000	0-0	.000	0	0	0	0.0	0	0	0	0	0	0	2	1.0	
35	Chris Stowell	2-0	2	1.0	0-0	.000	0-0	.000	0-0	.000	0	0	0	0.0	0	0	0	0	1	0	0	0.0	
Team											21	21	42										
Total.....		18	3600		437-981	.445	111-340	.326	256-351	.729	186	415	601	33.4	270	3	213	181	67	109	1241	68.9	
Opponents.....		18	3600		446-1026	.435	100-301	.332	194-266	.729	203	414	617	34.3	313	5	215	206	59	88	1186	65.9	

ACC TOURNAMENT (1-1)

#	Player	gp-gs	min	avg	Total		3-Point		F-Throw		Rebounds												
					fg-fga	fg%	3fg-fga	3fg%	ft-fta	ft%	off	def	tot	avg	pf	dq	a	to	blk	stl	pts	avg	
10	Sheldon McClellan	2-2	73	36.5	13-23	.565	3-7	.429	7-9	.778	1	5	6	3.0	7	1	3	5	0	4	36	18.0	
00	Ja'Quan Newton	2-0	61	30.5	8-14	.571	0-0	.000	13-17	.765	1	2	3	1.5	4	0	7	5	1	3	29	14.5	
13	Angel Rodriguez	2-2	57	28.5	8-15	.533	4-8	.500	8-10	.800	0	3	3	1.5	7	0	12	6	0	5	28	14.0	
05	Davon Reed	2-2	61	30.5	6-12	.500	3-5	.600	5-6	.833	0	2	2	1.0	7	0	1	1	0	3	20	10.0	
33	Ivan CruzUceda	1-0	13	13.0	3-4	.750	2-3	.667	0-0	.000	1	0	1	1.0	1	0	0	0	0	0	8	8.0	
23	Tonye Jekiri	2-2	49	24.5	6-11	.545	0-0	.000	1-2	.500	2	10	12	6.0	7	1	0	4	2	0	13	6.5	
21	Kamari Murphy	2-2	53	26.5	5-9	.556	0-0	.000	1-2	.500	1	8	9	4.5	6	1	1	2	2	1	11	5.5	
03	Anthony Lawrence	2-0	26	13.0	3-4	.750	0-1	.000	3-4	.750	1	5	6	3.0	3	0	1	1	0	0	9	4.5	
12	James Palmer	1-0	7	7.0	1-3	.333	0-2	.000	0-0	.000	0	0	0	0.0	2	0	0	2	0	0	2	2.0	
Team											1	5	6										
Total.....		2	400		53-95	.558	12-26	.462	38-50	.760	8	40	48	24.0	44	3	25	26	5	16	156	78.0	
Opponents.....		2	400		52-103	.505	6-20	.300	45-56	.804	15	39	54	27.0	40	2	22	24	3	10	155	77.5	

VS. RANKED TEAMS (5-3)

#16 UTAH, #20/22 BUTLER, #13/11 VIRGINIA, #24/20 DUKE, #5/4 NORTH CAROLINA, #3 VIRGINIA, #11 LOUISVILLE, #3 VIRGINIA

#	Player	gp-gs	min	avg	Total		3-Point		F-Throw		Rebounds												
					fg-fga	fg%	3fg-fga	3fg%	ft-fta	ft%	off	def	tot	avg	pf	dq	a	to	blk	stl	pts	avg	
10	Sheldon McClellan	8-8	249	31.1	37-76	.487	11-28	.393	33-41	.805	3	15	18	2.3	15	1	10	9	1	8	118	14.8	
13	Angel Rodriguez	8-8	239	29.9	35-73	.479	13-33	.394	22-29	.759	3	19	22	2.8	17	0	35	16	0	12	105	13.1	
05	Davon Reed	8-8	230	28.8	28-52	.538	13-25	.520	14-17	.824	3	25	28	3.5	17	0	8	7	2	4	83	10.4	
00	Ja'Quan Newton	7-0	159	22.7	22-56	.393	0-3	.000	27-36	.750	4	11	15	2.1	9	0	16	11	2	5	71	10.1	
23	Tonye Jekiri	8-8	238	29.8	26-46	.565	0-0	.000	17-24	.708	23	43	66	8.3	24	0	10	15	6	5	69	8.6	
33	Ivan CruzUceda	8-3	122	15.3	19-35	.543	13-24	.542	0-0	.000	5	11	16	2.0	14	0	1	4	2	2	51	6.4	
15	Ebuka Izundu	2-0	17	8.5	2-2	1.000	0-0	.000	6-10	.600	3	2	5	2.5	4	0	2	2	1	1	10	5.0	
20	Mike Robinson	2-0	2	1.0	3-3	1.000	2-2	1.000	0-0	.000	0	0	0	0.0	1	0	0	0	0	0	8	4.0	
03	Anthony Lawrence	7-0	95	13.6	10-19	.526	4-10	.400	3-8	.375	8	7	15	2.1	8	0	8	2	1	3	27	3.9	
12	James Palmer	7-0	79	11.3	8-17	.471	3-9	.333	4-5	.800	0	2	2	0.3	5	0	6	2	2	2	23	3.3	
21	Kamari Murphy	8-5	168	21.0	11-30	.367	0-2	.000	2-6	.333	11	25	36	4.5	15	0	3	5	4	2	24	3.0	
35	Chris Stowell	2-0	2	1.0	0-0	.000	0-0	.000	0-0	.000	0	0	0	0.0	0	0	0	0	1	0	0	0.0	
Team											10	5	15										
Total.....		8	1600		201-409	.491	59-136	.434	128-176	.727	73	165	238	29.8	129	1	99	77	22	44	589	73.6	
Opponents.....		8	1600		215-450	.478	49-135	.363	92-129	.713	92	167	259	32.4	148	4	96	83	18	29	571	71.4	



LAST 5 GAMES (3-2)

##	Player	gp-gs	min	avg	Total		3-Point		F-Throw		Rebounds				pf	dq	a	to	blk	stl	pts	avg	
					fg-fga	fg%	3fg-fga	3fg%	ft-fta	ft%	off	def	tot	avg									
10	Sheldon McClellan	5-5	185	37.0	30-63	.476	6-19	.316	25-34	.735	3	13	16	3.2	8	1	8	9	1	6	91	18.2	
13	Angel Rodriguez	5-5	161	32.2	25-49	.510	11-25	.440	24-29	.828	2	13	15	3.0	17	0	23	20	1	14	85	17.0	
05	Davon Reed	5-5	159	31.8	21-37	.568	9-17	.529	8-9	.889	1	19	20	4.0	16	0	3	8	2	6	59	11.8	
00	Ja'Quan Newton	4-0	104	26.0	12-25	.480	0-1	.000	17-22	.773	3	2	5	1.3	8	0	10	10	1	4	41	10.3	
21	Kamari Murphy	5-5	153	30.6	15-24	.625	0-0	.000	5-10	.500	6	29	35	7.0	15	1	2	3	10	4	35	7.0	
23	Tonye Jekiri	5-5	112	22.4	10-22	.455	0-0	.000	2-8	.250	8	20	28	5.6	15	1	1	8	2	1	22	4.4	
33	Ivan CruzUceda	4-0	27	6.8	3-8	.375	2-7	.286	2-2	1.000	2	3	5	1.3	2	0	0	1	1	0	10	2.5	
03	Anthony Lawrence	5-0	55	11.0	4-8	.500	0-2	.000	3-4	.750	4	8	12	2.4	8	0	1	4	2	1	11	2.2	
15	Ebuka Izundu	1-0	3	3.0	1-1	1.000	0-0	.000	0-0	.000	0	0	0	0.0	1	0	0	1	0	0	2	2.0	
12	James Palmer	4-0	39	9.8	2-8	.250	0-5	.000	2-2	1.000	3	3	6	1.5	3	0	3	2	1	1	6	1.5	
20	Mike Robinson	1-0	1	1.0	0-1	.000	0-1	.000	0-0	.000	0	0	0	0.0	0	0	0	0	0	0	0	0.0	
35	Chris Stowell	1-0	1	1.0	0-0	.000	0-0	.000	0-0	.000	0	0	0	0.0	0	0	0	0	0	0	0	0.0	
Team											3	6	9		1		4						
Total.....		5	1000		123-246	.500	28-77	.364	88-120	.733	35	116	151	30.2	94	3	51	70	21	37	362	72.4	
Opponents.....		5	1000		122-272	.449	31-85	.365	86-109	.789	43	99	142	28.4	97	4	53	60	8	30	361	72.2	

NON-CONFERENCE (11-1)

##	Player	gp-gs	min	avg	Total		3-Point		F-Throw		Rebounds				pf	dq	a	to	blk	stl	pts	avg	
					fg-fga	fg%	3fg-fga	3fg%	ft-fta	ft%	off	def	tot	avg									
10	Sheldon McClellan	12-11	369	30.8	60-109	.550	19-40	.475	46-52	.885	8	26	34	2.8	20	0	23	13	2	13	185	15.4	
13	Angel Rodriguez	12-12	331	27.6	46-104	.442	19-53	.358	39-48	.813	6	20	26	2.2	27	0	47	29	2	17	150	12.5	
00	Ja'Quan Newton	12-1	258	21.5	45-88	.511	3-11	.273	49-64	.766	3	25	28	2.3	14	0	36	22	2	12	142	11.8	
05	Davon Reed	12-12	309	25.8	37-84	.440	12-35	.343	41-52	.788	5	49	54	4.5	29	0	15	16	5	8	127	10.6	
23	Tonye Jekiri	12-12	332	27.7	44-73	.603	0-3	.000	22-30	.733	34	87	121	10.1	34	0	13	20	17	2	110	9.2	
33	Ivan CruzUceda	12-6	221	18.4	34-57	.596	23-41	.561	4-4	1.000	6	37	43	3.6	30	0	4	10	3	4	95	7.9	
21	Kamari Murphy	9-6	208	23.1	26-49	.531	0-3	.000	6-10	.600	10	40	50	5.6	22	0	5	8	11	2	58	6.4	
03	Anthony Lawrence	11-0	153	13.9	23-43	.535	8-19	.421	11-15	.733	11	16	27	2.5	19	0	14	3	1	8	65	5.9	
12	James Palmer	12-0	179	14.9	21-52	.404	8-21	.381	7-13	.538	5	19	24	2.0	9	0	13	8	1	3	57	4.8	
15	Ebuka Izundu	8-0	44	5.5	7-13	.538	0-0	.000	8-13	.615	9	6	15	1.9	8	0	2	2	0	0	22	2.8	
20	Mike Robinson	6-0	11	1.8	4-7	.571	4-6	.667	0-0	.000	0	1	1	0.2	3	0	0	0	0	0	12	2.0	
35	Chris Stowell	6-0	10	1.7	0-1	.000	0-1	.000	0-0	.000	0	3	3	0.5	1	0	0	1	0	0	0	0.0	
Team											19	18	37				2						
Total.....		12	2425		347-680	.510	96-233	.412	233-301	.774	116	347	463	38.6	216	0	172	134	44	69	1023	85.2	
Opponents.....		12	2425		292-710	.411	78-227	.344	135-207	.652	112	255	367	30.6	256	4	128	142	23	65	797	66.4	

NEUTRAL SITES (6-1)

##	Player	gp-gs	min	avg	Total		3-Point		F-Throw		Rebounds				pf	dq	a	to	blk	stl	pts	avg	
					fg-fga	fg%	3fg-fga	3fg%	ft-fta	ft%	off	def	tot	avg									
10	Sheldon McClellan	7-7	239	34.1	40-72	.556	12-26	.462	35-42	.833	3	17	20	2.9	13	1	11	10	0	10	127	18.1	
13	Angel Rodriguez	7-7	205	29.3	36-65	.554	16-31	.516	33-39	.846	2	16	18	2.6	21	0	33	23	1	18	121	17.3	
00	Ja'Quan Newton	7-0	173	24.7	23-55	.418	0-4	.000	32-42	.762	3	6	9	1.3	12	0	19	14	2	9	78	11.1	
05	Davon Reed	7-7	203	29.0	17-37	.459	9-15	.600	18-21	.857	1	29	30	4.3	21	0	7	11	1	5	61	8.7	
23	Tonye Jekiri	7-7	176	25.1	24-38	.632	0-0	.000	12-17	.706	16	40	56	8.0	23	1	4	14	6	2	60	8.6	
15	Ebuka Izundu	2-0	18	9.0	4-6	.667	0-0	.000	7-11	.636	6	4	10	5.0	0	0	1	0	0	0	15	7.5	
21	Kamari Murphy	6-4	151	25.2	14-26	.538	0-0	.000	5-10	.500	6	28	34	5.7	17	1	3	3	8	4	33	5.5	
33	Ivan CruzUceda	6-3	75	12.5	11-19	.579	7-13	.538	0-0	.000	3	10	13	2.2	8	0	0	2	2	1	29	4.8	
12	James Palmer	6-0	60	10.0	10-16	.625	4-8	.500	0-2	.000	1	4	5	0.8	5	0	4	3	0	0	24	4.0	
03	Anthony Lawrence	7-0	94	13.4	9-21	.429	1-8	.125	7-10	.700	4	9	13	1.9	12	0	6	3	2	5	26	3.7	
20	Mike Robinson	2-0	3	1.5	2-2	1.000	2-2	1.000	0-0	.000	0	0	0	0.0	2	0	0	0	0	0	6	3.0	
35	Chris Stowell	2-0	3	1.5	0-0	.000	0-0	.000	0-0	.000	0	0	0	0.0	0	0	0	1	0	0	0	0.0	
Team											8	10	18		1		1						
Total.....		7	1400		190-357	.532	51-107	.477	149-194	.768	53	173	226	32.3	135	3	88	85	22	54	580	82.9	
Opponents.....		7	1400		175-394	.444	47-129	.364	107-143	.748	65	135	200	28.6	153	4	74	91	11	33	504	72.0	

MIAMI'S RECORD WHEN... RECORD	2015-16		COACH L	
	ALL	ACC	AT UM	ACC
All games	27-7	13-5	118-57	54-34
Home	15-1	8-0	63-20	31-13
Away	6-5	4-5	36-26	23-21
Neutral	6-1		19-10	
November	5-1		24-7	
December	6-0		21-9	0-1
January	5-3	5-3	23-14	21-14
February	7-1	7-1	27-15	26-15
March	4-2	1-1	23-10	7-4
April	--	--	0-1	--
Vs. Top 10 opponents	1-2	1-1	5-10	4-8
Vs. Top 25 opponents (includes Top 10)	5-3	3-2	13-23	8-17
Vs. RV opponents (either or both polls)	2-0	1-0	10-2	4-0
Vs. teams over .500 on game day	22-7	12-5	76-49	38-29
Vs. teams under .500 on game day	2-0	1-0	27-6	12-5
Vs. teams at .500 on game day	3-0		14-1	4-0
While UM is in the Top 25	22-7	13-5	42-15	25-10
While UM is RV (only)	5-0		19-4	4-1
Leading at halftime	22-1	9-1	87-13	36-10
Trailing at halftime	5-6	4-4	26-41	14-23
Tied at halftime	--		5-2	3-1
Single overtime	1-0		3-6	1-2
Double overtime	--		3-1	2-1
In overtime games (single+double)	1-0		6-7	3-3
Leading with 2:00 left in regulation	26-1	13-0	108-7	50-3
Trailing with 2:00 left in regulation	1-6	0-5	8-46	3-30
Tied with 2:00 left in regulation	--		2-1	0-1
UM shoots 50% or better from field	14-2	4-0	42-4	14-2
UM shoots 40-49% from field	9-4	6-4	61-17	34-14
UM shoots under 40% from field	4-1	3-1	15-35	6-18
Opp. shoots 50% or better from field	2-5	1-4	7-18	3-11
Opp. shoots 40-49% from field	12-2	6-1	52-25	27-15
Opp. shoots under 40% from field	13-0	6-0	60-13	24-8
UM shoots 70% or better from the line	23-4	11-2	77-28	33-17
UM shoots less than 70% from the line	4-3	2-3	41-28	30-16
UM makes more 3-point FGs	18-2	8-2	62-23	30-18
UM makes fewer 3-point FGs	7-3	4-2	37-22	18-13
3-point FGs are even	2-2	1-1	10-4	6-3
Four or more Canes in double figures	16-3	6-2	57-12	24-9
Three Canes score in double figures	8-1	5-1	44-22	23-9
Two or less Canes score in double figures	3-3	2-2	17-22	7-16
UM outrebounds opponent	16-2	5-2	77-19	30-13
Opp. outrebounds UM	10-5	7-3	36-37	22-21
Tied in rebounds	1-0	1-0	5-0	2-0
UM records 10 or more steals	6-0	3-0	19-4	7-1
UM records 15 or more assists	6-1	1-0	34-2	15-1
UM commits less than 15 turnovers	25-6	13-5	105-48	49-30
UM commits 15 or more turnovers	2-1		11-3	3-4
UM commits less turnovers than opp.	14-3	8-2	66-23	31-12
UM commits more turnovers than opp.	8-4	2-3	40-22	17-16
Tied in turnovers	5-0	3-0	12-10	6-6
UM scores 59 points or less	0-1	0-1	9-26	5-17
UM scores between 60-69 points	9-4	7-3	36-19	20-8
UM scores between 70-79 points	8-2	5-1	45-10	19-8
UM scores between 80-89 points	6-0	1-0	19-1	6-1
UM scores between 90-99 points	3-0		8-0	3-0
UM scores 100 or more points	1-0		1-0	0-0
Playing during the morning (11 a.m.)	--		1-0	
Playing during the afternoon	7-5	4-4	36-20	20-15
Playing in the evening (5 p.m. or later)	20-2	9-1	80-35	34-19
Games decided by three points or less	3-1	3-0	15-13	8-9
Games decided by four to 10 points	7-2	3-1	36-22	18-15
Games decided by 11-19 points	10-3	6-3	41-16	18-6
Games decided by more than 20 points	7-1	1-1	26-5	10-4

UM SINCE THE ARRIVAL OF JIM LARRAÑAGA IN 2011

- 2013 ACC Regular Season Champions
- 2013 ACC Tournament Champions
- Ranked No. 2/2 - Miami's program high - Feb. 18, 2013
- No. 1 seed at 2013 ACC Tournament
- No. 2 seed in 2013 NCAA Tournament
- Won school record 29 games in 2013
- Won 15 ACC games in 2013
- 14-game win streak (tied 1946-47 and 2001-02) from Jan. 2 - Feb. 19, 2013
- 13-0 start in 2013 conference play, topping school-best nine ACC victories, which was set in 2011-12
- Sophomore Shane Larkin selected No. 18 in the 2013 NBA Draft by Atlanta Hawks, then traded to Dallas Mavericks
- All six seniors from 2012-13 championship season earned academic degree from UM: Garius Adams, Julian Gamble, Reggie Johnson, Kenny Kadji, Trey McKinney Jones, Durand Scott
- Defeated No. 1 Duke, 90-63, on Jan. 23, 2013 in Coral Gables
- Defeated Duke twice within 12 months, at both Cameron Indoor Stadium and the BankUnited Center
- First team to beat Duke and UNC by 20+ points in the same season since Maryland in '74-75 season
- First team to beat Duke and UNC by 25+ points since the start of ACC play in 1953
- Defeated three teams in The Triangle in the same season: UNC, Duke & NC State
- In 2012-13 defeated three teams in the Top 20 for the first time since joining the ACC - the last time was in 1999-00
- Five home sellouts of 7,972 fans vs. Duke, Florida State, North Carolina, Virginia and Clemson in 2013
- Played in championship game of the NIT, against Stanford, in Madison Square Garden
- Only team to defeat 2015 National Champion Duke on their home court
- Snapped Duke's 19-game ACC home game winning streak at Cameron Indoor Stadium
- Ended Duke's 41-game home winning streak, the longest active streak in Division I
- Snapped Florida's 33-game home winning streak at the Stephen C. O'Connell Center, which was the third-longest in the country, behind 34 from both Duke and Stephen F. Austin
- Ended Florida's 25-game home non-conference winning streak at the Stephen C. O'Connell Center
- Miami's 90 points scored against Duke in 2015 were the most points scored by an unranked opponent in a regulation win in Cameron Indoor Stadium since NC State's 96 points on Feb. 23, 1983.
- Dealt Duke its last two regular-season losses by 16-or-more points: 27 (90-63) on Jan. 23, 2013 at Miami and 16 (90-74) on Jan. 13, 2015 at Duke
- Handed Duke the most lopsided loss (16 points) an unranked visitor has handed to a ranked Blue Devil team in the ACC era
- Dealt Duke two of its five overall, and three ACC, losses by 16-plus points
- Scored 90 points against Duke twice
- In 2014-15, defeated 500-win coaches Mike Krzyzewski, Jim Boeheim and Billy Donovan
- Defeated a pair of top-8 teams in the same season, both on the road: No. 6/7 Florida and No. 4 Duke
- Won two true road games against ranked opponents for the first time since 1998-99: No. 6/7 Florida and No. 4 Duke
- First team to defeated Duke and Syracuse on the road in the same season since the 1983-84 season (UNC).

AWARDS

- 2013 AP Coach of the Year - Jim Larrañaga
- 2013 Naismith Coach of the Year - Jim Larrañaga
- 2013, 2016 ACC Coach of the Year - Jim Larrañaga
- 2013 Henry Iba National Coach of the Year - Jim Larrañaga
- 2013 Adolph Rupp Cup Coach of the Year - Jim Larrañaga
- 2013, 2016 USBWA District IV Coach of the Year
- 2013 ACC Player of the Year (Coaches) - Shane Larkin
- 2013 ACC Defensive Player of the Year - Durand Scott
- 12 All-ACC selections: Shane Larkin 1st team, Kenny Kadji 2nd team & 3rd team, Scott H.M. (twice), Rion Brown 3rd team, Tonye Jekiri 3rd team & H.M., Sheldon McClellan 2nd team & H.M., Angel Rodriguez 3rd team & H.M.
- Five All-ACC Defensive Team players: Shane Larkin, Durand Scott, Julian Gamble, Tonye Jekiri (twice)
- 2012 ACC All-Rookie Team - Shane Larkin
- ACC All-Academic Team - Raphael Akpejori (2013), Davon Reed (2014, 2015, 2016)
- 2013 ACC Tournament MVP - Shane Larkin
- Four ACC All-Tournament team nods: Shane Larkin (1st), Durand Scott (1st), Julian Gamble (2nd), Trey McKinney Jones (2nd)
- Eight ACC Player of the Week awards: Reggie Johnson (2012), Durand Scott (2012 & 2013), Shane Larkin (2013), Angel Rodriguez (2014), Sheldon McClellan (2014), Tonye Jekiri (2015)
- One ACC Rookie of the Week: Shane Larkin (2012)
- Two NIT All-Tournament Team selections: Sheldon McClellan, Davon Reed
- NABC Honors Court: Raphael Akpejori
- ACC Academic Honor Roll: Raphael Akpejori, Justin Heller, Donnavan Kirk

COACH LARRAÑAGA'S MILESTONE VICTORIES

Victory	Date	Opponent	Score	School
50	02/10/88	Miami (Ohio)	65-59	Bowling Green
100	02/23/91	Kent State	84-57	Bowling Green
150	12/22/94	at Ohio State	59-50	Bowling Green
200	12/27/97	Northeastern	66-60	George Mason
250	12/20/00	Coastal Carolina	81-65	George Mason
300	12/02/03	East Carolina	76-65	George Mason
350	01/26/06	William & Mary	81-58	George Mason
400	02/27/08	William & Mary	68-59	George Mason
450	12/08/10	Loyola (Md.)	66-52	George Mason
500	01/05/12	at Georgia Tech	62-49	Miami
550	01/24/15	at Syracuse	66-62	Miami
100th win at Miami		Co. of Charleston, 12/19/15	85-63	



## JIM LARRAÑAGA

**Head Coach, Fifth Season**  
**Providence, 1971**

Jim Larrañaga was named the 12th head coach of the University of Miami men's basketball program on April 22, 2011.

After leading UM to the 2013 NCAA Sweet 16, and winning the school's first ACC regular season and tournament championships, Larrañaga was honored as the AP, Naismith, USBWA Henry Iba and ACC Coach of the Year. The Bronx, N.Y., native helped Miami to a No. 2 national ranking by both the AP and USA TODAY, and a No. 2 seed in the NCAA tournament. He is the 10th coach in the last 10 years to lead two top-10 programs, as Miami was No. 2 on Feb. 18, 2013, and George Mason was No. 8 in the final Top 25 poll in 2006.

In 2014-15 Larrañaga led the Hurricanes to the championship game of the NIT, the first time Miami played into the month of April. Larrañaga's Canes played in his home state of New York, his first game competing as a head coach in Madison Square Garden. The Hurricanes' 25-13 record marked the second-most victories at the school, behind UM's 29 in 2012-13, and Larrañaga's fourth 25-win season as a head coach. In January, the Canes downed eventual national champion then-No. 4 Duke, 90-74, at Cameron Indoor Stadium, the only team to defeat Duke at home this season. Miami also defeated No. 8/7 Florida and Syracuse on their home courts, two of Miami's 10 regular season wins away from home. The Canes ranked 13th in the country in turnovers per game (10.1), were 22 in the nation with a 74.6 percent clip at the free throw line and No. 53 with 7.7 3-pointers made per game. Miami finished the season sixth in the ACC after being projected to finish 10th, the fourth-straight year the Canes have exceeded expectations. Junior forward Tonye Jekiri was named to the All-ACC Defensive Team and third in voting for ACC Most Improved Player, and along with classmates Sheldon McClellan and Angel Rodriguez, all three were honorable mentions to the All-ACC team.

In 2012-13 Larrañaga directed the Canes to a 27-point win over No. 1 Duke and three other 20+ point wins over ACC opponents that season, including North Carolina (+26), Florida State (+24) and Boston College (+22). UM's 29 overall and 15 ACC wins in 2012-13 were program-bests, as was the 14-game winning streak and 13-0 start in conference play. Other program firsts include defeating all three teams in the North Carolina Triangle in the same season, beating a trio of teams in the Top 20 since joining the ACC and hosting five sellouts at the BankUnited Center.

Individually, Coach L saw Shane Larkin earn the ACC Player of the Year and Lute Olson National Player of the Year awards, as well as All-American status and finalist nods for the Bob Cousy, John Wooden and James Naismith player of the year honors before declaring early for the 2013 NBA Draft. Larkin was also the ACC Tournament MVP, on the All-ACC Defensive team and a defensive All-American. Durand Scott was the ACC Defensive Player of the Year, three players – Larkin, Scott and Kenny Kadji – were listed on all-conference teams and four were on the ACC All-Tournament Team – Larkin, Scott, Julian Gamble and Trey McKinney Jones. All six seniors on the Sweet 16 team earned academic degrees from the University of Miami and one player was listed on the All-ACC Academic Team.

Larrañaga came to Miami after serving as the head coach at George Mason for 14 seasons. He guided that program to five NCAA Tournament appearances (1999, 2001, 2006, 2008, 2011) – including an unprecedented run to the 2006 Final Four that captured the nation's attention, defeating Michigan State, North Carolina, Wichita State and UConn along the way. Following that run, he was selected the 2006 Clair Bee Coach of the Year. Larrañaga built the GMU Patriots' program into a perennial contender in the highly-regarded Colonial Athletic Association, winning more games (273) than any other coach in program and conference history en route to three conference titles (1999, 2001, 2008). A two-time CAA Coach of the Year honoree, Larrañaga earned the accolade in 2011, leading the Patriots to a 27-7 overall record and 16-2 conference mark en route to the CAA regular-season title and their fifth NCAA Tournament appearance under his leadership. Seeded a program-best eighth in the NCAA Tournament, George Mason rallied from a double-digit deficit to defeat ninth-seeded Villanova, 61-57, before falling to overall No. 1 seed Ohio State in the third round. In 2006, Larrañaga became the first coach at a mid-major school to take his team to the Final Four in 27 years and earned an at-large berth for a CAA team for the first time in 20 years. Along the way, he led Mason to a school record in wins, the school's first national ranking, George Mason's first appearance in the Top 10 and the school's first wins over Top 10 teams.

With 31 years of head coaching experience, the native of The Bronx, N.Y., previously served as the head coach at Bowling Green for 11 seasons (1986-1997) and at Division II American International for two seasons (1977-79). His first coaching opportunity came at Davidson College, where he served as an assistant coach to Terry Holland. Davidson captured three Southern Conference regular-season championships and an NIT berth in his five years there, and he compiled a 47-12 record doubling as the freshman team coach. In 1976, he left Davidson and spent one season as player-coach for the Geronemo Basketball Club in Belgium. A 1971 graduate of Providence College with a degree in economics, Larrañaga was a four-year letterman for the Friars. As the team captain in his senior season, he led Providence to a 20-8 record and an NIT appearance. He graduated as the school's fifth all-time leading scorer with 1,258 points and was selected in the sixth round of the draft by the Detroit Pistons of the National Basketball Association. He was the team's top scorer as a sophomore and junior and was named New England's Division I Sophomore of the Year in 1969. He was inducted into the Providence College Hall of Fame in 1991.

Larrañaga and his wife, Liz, have two sons – Jay, who played for his father at Bowling Green and is an assistant coach with the Boston Celtics, and Jon, who was a member of his father's George Mason teams from 1999-2003 – and four grandchildren: Tia, James, Jon Temple and Henry.

## LARRAÑAGA FILE

### Head Coach

2011-pres.	Miami
1997-2011	George Mason
1986-97	Bowling Green
1977-79	American International

### Assistant Coach

1979-86	Virginia
1971-76	Davidson

### Player / Coach

1977	Geronemo Basketball Club (Belgium)
------	------------------------------------

### NCAA APPEARANCES

1999	– George Mason
2001	– George Mason
2006	– George Mason (Final Four)
2008	– George Mason
2011	– George Mason
2013	– Miami (Sweet 16)
2016	– Miami

### NIT APPEARANCES

1990	– Bowling Green
1991	– Bowling Green
1997	– Bowling Green
2002	– George Mason
2004	– George Mason
2009	– George Mason
2012	– Miami
2015	– Miami (Championship game)

### PLAYING CAREER

Geronemo Basketball Club (Belgium)	1976-77
Providence College,	1967-71
Archbishop Molloy,	1963-67

### COACHING HONORS

AP, Naismith, Henry Iba, Adolph Rupp Cup Coach of the Year,	2013
NABC All-District II,	2013
USBWA District IV Coach of the Year,	2013, 2016
Clair Bee National Coach of the Year,	2006
ACC Coach of the Year,	2013, 2016
CAA Coach of the Year,	2011, 1999
MAC Coach of the Year,	1997

### PERSONAL

Hometown	Bronx, N.Y.
Born	Oct. 2, 1949
Family	Wife: Liz      Sons: Jay and Jon
	Grandchildren: Tia, James, Jon Temple and Henry
Education	Providence College, 1971, B.A. Economics
	Archbishop Molloy High School, 1967



# COACH JIM LARRAÑAGA

## COACHING HONORS

2013 AP Coach of the Year  
 2013 Naismith Coach of the Year  
 2013 Henry Iba Coach of the Year  
 2006 Clair Bee Coach of the Year  
 2013 Adolph Rupp Cup Coach of the Year  
 2013 NABC All-District II Coach  
 2013 USBWA District IV Coach of the Year  
 2013 & 2016 ACC Coach of the Year  
 2001 & 1999 CAA Coach of the Year  
 1997 MAC Coach of the Year  
 Six NCAA tournament appearances: 2013, 2011, 2008, 2006, 2001, 1999  
 Eight postseason NIT appearances: 2015, 2012, 2009, 2004, 2002, 1997, 1991, 1990  
 Ten 20-win seasons

## NOTABLE COLLEGE PLAYERS COACHED

Shane Larkin (Miami) - ACC Player of the Year, ACC Tournament MVP, USBWA All-District, Sporting News All-American, finalist for Cousy, Naismith & Wooden awards, All-ACC First Team and All-ACC Defensive Team  
 Durand Scott (Miami) - ACC Defensive Player of the Year, ACC Tournament First Team, All-ACC Third Team  
 George Evans (George Mason) - Three-time CAA Player of the Year, CAA Rookie of the Year, three-time CAA Defensive Player of the Year, three-time CAA All-Defensive Team  
 Antonio Daniels (Bowling Green) - MAC Player of the Year, MAC Freshman of the Year

## STUDENT-ATHLETE HONORS

Three All-America players  
 12 All-Atlantic Coast Conference selections  
 Four ACC All-Tournament team selections  
 Five coaches and four media ACC All-Defensive Team selections  
 28 All-Colonial Athletic Association conference selections  
 Nine CAA All-Defensive Team selections  
 Eight CAA All-Rookie Team selections  
 Three Dean Ehlers Award winners - given to the CAA player who best meets the criteria of academic achievement, leadership and community service.  
 12 All-MAC Conference selections  
 Two MAC Freshman of the Year selections  
 Four MAC All-Freshman Team selections  
 Two NIT All-Tournament Team selections  
 One NABC Honors Court selection  
 Four ACC Academic Honor Roll student-athletes

## NBA PLAYERS COACHED

Lance Blanks	Frank Booker	Rick Carlisle
Antonio Daniels	Jeff Jones	Andrew Kennedy
Jeff Lamp	Shane Larkin	Lewis Latimore
Jason Miskiri	Olden Polynice	Lee Raker
Ralph Sampson	Tom Sheehey	Clinton Venable
Othell Wilson	Ricky Wilson	

## WINNINGEST ACTIVE COACHES VS. MAJOR SCHOOLS

*-as of March 7, 2016*

Rank		vs. Major Schools
1	Mike Krzyzewski, Duke	1,040
2	Jim Boeheim, Syracuse	985
3	Roy Williams, North Carolina	775
4	Rick Pitino, Louisville	743
5	Bob Huggins, West Virginia	717
6	Cliff Ellis, Coastal Carolina	712
7	John Calipari, Kentucky	658
8	Rick Barnes, Tennessee	617
9	Bill Self, Kansas	586
10	Lon Kruger, Oklahoma	585
11	Dana Altman, Oregon	558
<b>12 Tie</b>	<b>Jim Larrañaga, Miami</b>	<b>557</b>
12 Tie	Tubby Smith, Texas Tech	557
14	John Beilein, Michigan	479
15	Kelvin Sampson, Houston	460

## LARRAÑAGA YEAR-BY-YEAR

Year	School	Overall	Conference	Post
		W-L	W-L	Finish Season
1977-78	American International	14-13		
1978-79	American International	13-13		
1986-87	Bowling Green	15-14	10-6	3
1987-88	Bowling Green	12-16	7-9	t-5
1988-89	Bowling Green	13-15	6-10	t-6
1989-90	Bowling Green	18-11	9-7	t-3 NIT 0-1
1990-91	Bowling Green	17-13	9-7	t-4 NIT 0-1
1991-92	Bowling Green	14-15	8-8	5
1992-93	Bowling Green	11-16	8-10	t-6
1993-94	Bowling Green	18-10	12-6	t-2
1994-95	Bowling Green	16-11	10-8	t-5
1995-96	Bowling Green	14-13	9-9	t-6
1996-97	Bowling Green	22-10	13-5	t-1 NIT 0-1
1997-98	George Mason	9-18	6-10	6
1998-99	George Mason	19-11	13-3	1 NCAA 0-1
1999-00	George Mason	19-11	12-4	t-1
2000-01	George Mason	18-12	11-5	3 NCAA 0-1
2001-02	George Mason	19-10	13-5	2 NIT 0-1
2002-03	George Mason	16-12	11-7	4
2003-04	George Mason	23-10	12-6	3 NIT 2-1
2004-05	George Mason	16-13	10-8	6
2005-06	George Mason	27-8	15-3	t-1 NCAA 4-1
2006-07	George Mason	18-15	9-9	5
2007-08	George Mason	23-11	12-6	2 NCAA 0-1
2008-09	George Mason	22-11	13-5	2 NIT 0-1
2009-10	George Mason	17-15	12-6	4 CIT 0-1
2010-11	George Mason	27-7	16-2	1 NCAA 1-1
2011-12	Miami	20-13	9-7	t-4 NIT 1-1
2012-13	Miami	29-7	15-3	1 NCAA 2-1
2013-14	Miami	17-16	7-11	10
2014-15	Miami	25-13	10-8	6 NIT 4-1
2015-16	Miami	27-7	13-5	t-2 NCAA 2-0
<b>Overall</b>		<b>588-389</b>	<b>320-198</b>	<b>NCAA 9-6</b> <b>NIT 7-8</b> <b>CIT 0-1</b>

## WINNINGEST COACHES

*All-Time -as of March 7, 2016 vs. Major Schools*

	Name	Total Wins
1	Mike Krzyzewski	1,040
2	Jim Boeheim	985
3	Bob Knight	902
4	Dean Smith	879
5	Adolph Rupp	876
6	Jim Calhoun	873
7	Jim Phelan	830
8	Eddie Sutton	806
9	Lefty Driesell	786
10	Lute Olson	780
11	Lou Henson	779
12	Roy Williams	775
13	Ed Diddle	759
14	Henry Iba	755
15	Bo Ryan	747
16	Phog Allen	746
17	Rollie Massimino	745
18	Rick Pitino	743
19	John Chaney	741
20	Jerry Tarkanian	729
21	Norm Stewart	729
22	Ray Meyer	724
23	Don Haskins	719
24	Bob Huggins	717
25	Cliff Ellis	712
26	Rick Byrd	711
27	Jerry Sloum	699
28	Mike Montgomery	677
29	Denny Crum	675
30	Gary Williams	668
31	John Wooden	664
32	Larry Hunter	664
33	John Calipari	658
34	Ralph Miller	657
35	Tom Penders	649
36	Gene Bartow	647
37	John Beilein	642
38	Billy Tubbs	641
39	Homer Drew	640
40	Marv Harshman	637
41	Hugh Durham	633
42	Norm Sloan	624
43	Stew Morrill	620
44	Rick Barnes	617
45	Ben Braun	615
46	Slats Gill	599
47	Tom Davis	598
48	Abe Lemons	597
49	John Thompson	596
50	Guy Lewis	592
51	Bill Self	586
52	Bobby Cremins	579
53	Pat Douglass	573
54	Eldon Miller	568
55	Davey Whitney	566
56	Gale Catlett	565
57	Gary Colson	563
<b>58</b>	<b>Jim Larrañaga</b>	<b>557</b>
59	Lon Kruger	585
60	John Kresse	560
61	Tony Hinkle	558
62	Glenn Wilkes	551

MIAMI HIGHS	OPPONENT HIGHS	MIAMI LOWS	OPPONENT LOWS
Points 105, vs. Mississippi State 11/19	Points 96, at North Carolina, 2/20	Points 58, at Virginia, 1/12	Points 49 (2x) last vs. Virginia Tech, 2/17
Points/Half 59 (1st), vs. Mississippi State 11/19	Points/Half 54, at North Carolina, 2/20	Points/Half 17 (1st), vs. Syracuse, 1/2	Points/Half 19, vs. Wichita State, 3/19
Field Goals Made 34 (2x) last at La Salle, 12/22	Field Goals Made 39, at North Carolina, 2/20	Field Goals Made 18, vs. Syracuse, 1/2	Field Goals Made 16, vs. Virginia Tech, 2/17
Field Goal Att. 64 (2x) last vs. Wake Forest, 1/23	Field Goal Att. 72, at North Carolina, 2/20	Field Goal Att. 38, vs. Wichita State, 3/19	Field Goal Att. 47, at Virginia, 1/12
Field Goal Pct. 56.7, vs. Mississippi State 11/19	Field Goal Pct. 54.2, at North Carolina, 2/20	Field Goal Pct. 34.6, vs. Syracuse, 1/2	Field Goal Pct. 29.6, vs. Virginia Tech, 2/17
3-Point FG Made 12, vs. Louisiana 11/16	3-Point FG Made 12, vs. Northeastern, 11/27	3-Point FG Made 2, at Boston College, 1/20	3-Point FG Made 1, vs. Florida, 12/8
3-Point FG Att. 31, vs. UTRGV 11/13	3-Point FG Att. 26, vs. Buffalo, 3/17	3-Point FG Att. 8, vs. Virginia, 3/11	3-Point FG Att. 7, at Virginia, 1/12
Free Throws Made 28, vs. Mississippi State 11/19	Free Throws Made 28, vs. Virginia Tech, 3/10	Free Throws Made 7, vs. Northeastern, 11/27	Free Throws Made 4 (2x) last at Florida State, 2/15
Free Throw Att. 38, vs. Mississippi State 11/19	Free Throw Att. 31 (2x) last, vs. Virginia Tech, 3/10	Free Throw Att. 9 (2x) last at Notre Dame, 3/2	Free Throw Att. 8 (2x) last vs. Louisville, 2/27
Rebounds 51, at La Salle, 12/22	Rebounds 46, at North Carolina, 2/20	Rebounds 23, at NC State, 1/30	Rebounds 24 (2x) last at Virginia Tech, 3/5
Assists 24, vs. Duke, 1/25	Assists 21, at North Carolina, 2/20	Assists 7 (2x) last, vs. Wichita State, 3/19	Assists 5, vs. Princeton, 12/29
Steals 12 (2x) last vs. Wake Forest, 1/23	Steals 13, vs. College of Charleston, 12/19	Steals 2 (2x) last at Notre Dame, 3/2	Steals 1 (2x) last at Virginia, 1/12
Blocks 7 (5x) last vs. Virginia Tech, 2/17	Blocks 6, at Florida State, 2/15	Blocks 0, vs UTRGV 11/13	Blocks 0 (3x) last vs. Wichita State, 3/19
Turnovers 17, vs. College of Charleston, 12/19	Turnovers 19, vs. Syracuse, 1/2	Turnovers 6 (2x) last at Notre Dame, 3/2	Turnovers 5, vs. Charlotte, 12/5
Bench Points 50, vs. Mississippi State 11/19	Bench Points 42, vs. Virginia Tech, 3/10	Bench Points 2, vs. Wichita State, 3/19	Bench Points 7 (2x) last vs. Duke, 1/25
Victory Margin 46, at La Salle, 12/22	Victory Margin 25, at North Carolina, 2/20	Victory Margin 2 (2x) last at Florida State, 2/15	Victory Margin 1, vs. Northeastern, 11/27

MIAMI INDIVIDUAL HIGHS	
Points	28, Angel Rodriguez, vs. Wichita State, 3/19
Field Goals Made	10, Sheldon McClellan, vs. Utah 11/20
Field Goal Attempts	19, Sheldon McClellan, at Virginia Tech, 3/5
3-Point FG Made	5, Davon Reed, vs. Virginia, 2/22
3-Point FG Attempts	9 (2x), Sheldon McClellan, last at Florida State, 2/15
Free Throws Made	12, Sheldon McClellan, vs. Syracuse, 1/2
Free Throw Attempts	14, Sheldon McClellan, vs. Syracuse, 1/2
Rebounds	17, Tonye Jekiri, at Boston College, 1/20
Assists	11, Angel Rodriguez, vs. Duke, 1/25
Blocks	5, Tonye Jekiri, vs. Northeastern, 11/27

OPPONENT INDIVIDUAL HIGHS	
Points	31, Seth Allen, vs. Virginia Tech, 3/10
Field Goals Made	12, Malcolm Brogdon, vs. Virginia, 2/22
Field Goal Attempts	25, Shavon Shields, at Nebraska, 12/1
3-Point FG Made	5 (4x) last Justin Bibbs, at Virginia Tech, 3/5
3-Point FG Attempts	10, Quincy Ford, vs. Northeastern, 11/27
Free Throws Made	17, Seth Allen, vs. Virginia Tech, 3/10
Free Throw Attempts	18, Seth Allen, vs. Virginia Tech, 3/10
Rebounds	15, Brice Johnson, vs. North Carolina, 2/20
Assists	8 (5x) last Justin Robinson, at Virginia Tech, 3/5
Blocks	4 (2x) last Anthony Gill, vs. Virginia, 2/22

THE LAST TIME ...

**Player Scored 30 Points**

Miami Sheldon McClellan (31), at Charlotte, 11/25/14  
Opponent Seth Allen (31), vs. Virginia Tech, 3/10/16

**Player Scored 35 Points**

Miami Jack McClinton (35) vs. North Carolina, 3/15/09  
Opponent Xavier Rathan-Mayes (35) Florida State, 2/25/15

**Player Scored 40 Points**

Miami Darius Rice (43) vs. Connecticut, 1/20/03  
Opponent Sean Singletary (41), Virginia, 3/1/08

**Two Players Scored 20 Points**

Miami Angel Rodriguez (27), Sheldon McClellan (20) vs. Buffalo, 3/17/16  
Opponent David Walker (21), Quincy Ford (24), Northeastern, 11/27/15

**Three Players Scored 20 Points**

Miami Dwayne Collins (23), Brian Asbury (21), Jack McClinton (20) vs. Virginia Tech, 1/25/09  
Opponent Travis Mays (40), Alvin Heggs (22), Lance Blanks (21), Texas, 2/22/89

**Five (not 5+) Players Scored in Double Figures**

Miami Angel Rodriguez (27), Sheldon McClellan (20), Kamari Murphy (11), Davon Reed (10), Ja'Quan Newton (10), vs. Buffalo, 3/17/16  
Opponent Shawn Long (21), Jay Wright (13), Kasey Shepherd (12), Bryce Washington (11), Devonta Walker (11) vs. Louisiana 11/16/15

**Six (not 6+) Players Scored in Double Figures**

Miami Davon Reed (19), Angel Rodriguez (18), Sheldon McClellan (16), Ivan Cruz Uceda (13), Anthony Lawrence (12), Ja'Quan Newton (11) vs. Louisiana 11/16/15

**Seven+ Players Scored in Double Figures**

Miami Sheldon McClellan (18), Ja'Quan Newton (15), James Palmer (14), Ebuka Izundu (11) Angel Rodriguez (11), Ivan Cruz Uceda (10), Anthony Lawrence Jr. (10) vs. Mississippi State 11/19/15

**Player Grabbed 15 Rebounds**

Miami Tonye Jekiri (17) at Boston College, 1/20/16  
Opponent Brice Johnson (15) vs. North Carolina, 2/20/16

**Two Players Grabbed 10 Rebounds**

Miami Kamari Murphy (13), Davon Reed (12), vs. Buffalo, 3/17/16  
Opponent Tyler Roberson (11), Tyler Lydon (10), Syracuse, 1/2/16

**Three Players Grabbed 10 Rebounds**

Miami Mark Richardson (11), Eric Brown (10), Joe Wylie (10) vs. FIU, 3/6/89  
Opponent Matt Harpring (12), Dion Glover (10), Michael Maddox (10), Georgia Tech, 12/27/97

**Player Had 10 Assists**

Miami Angel Rodriguez (11), vs. Duke, 1/25/16  
Opponent Kris Dunn (13), Providence, 12/22/14

**Player Had 10 Blocks**

Miami Anthony King (10) vs. Florida Atlantic, 11/29/04  
Opponent Jarvis Varnado (10), Mississippi State, 12/13/07

**Player Had a Double-Double**

Miami Kamari Murphy (11 pts, 13 reb) and Davon Reed (10 pts, 12 reb) vs. Buffalo, 3/17/16  
Opponent Zach Auguste (18 pts, 11 reb) at Notre Dame, 3/2/16

**Player Had a Triple-Double**

Miami Anthony King (11 pts, 10 reb, 13 blks) vs. Florida Atlantic, 11/29/04  
Opponent Brendan Haywood (18 pts, 14 reb, 10 blks), North Carolina, 12/4/00

**Two Players Had Double-Doubles**

Miami Kamari Murphy (11 pts, 13 reb) and Davon Reed (10 pts, 12 reb) vs. Buffalo, 3/17/16  
Opponent Brice Johnson (22 pts, 11 rebs) & J.P. Tokoto (10 pts, 10 rebs), North Carolina, 2/28/15

**Team Scored 100 Points**

Miami 105 vs. Mississippi State, 11/19/15  
Opponent 105, North Carolina, 1/31/07

**Team Scored 50 Points in a Half**

Miami 55 (2nd half) at La Salle, 12/22/15  
Opponent 54 (2nd half) at North Carolina, 2/20/16

**Team Shot 50 Percent in Both Halves**

Miami .600 (12-20) / .500 (9-18) vs. Wichita State, 3/19/16  
Opponent .536 (15-28) / .500 (11-22) vs. Virginia, 3/11/16

**Team Shot 60 Percent in a Half**

Miami .600 (12-20), first half, vs. Wichita State, 3/19/16  
Opponent .611 (11-18), second half, at Virginia, 1/12/16

**Team Shot 70 Percent in a Half**

Miami .739 (17-23), first half, at Florida State, 2/13/13

**Team Shot 60 Percent in a Game**

Miami .638 (30-47), at Florida State, 2/13/13  
Opponent .622 (23-37), Clemson, 12/21/08

**Team Shot Less Than 30 Percent in a Game**

Miami .293 (12-41), vs. Eastern Kentucky, 12/19/14  
Opponent .296 (16-54), vs. Virginia Tech, 2/17/16

**THE LAST TIME A MIAMI FRESHMAN ...**

Scored 26+ Points:	Durand Scott, 29, vs. North Carolina, 3/02/10
Scored 20-25 Points:	Deandre Burnett, 21, vs. Green Bay, 12/6/14
Perfect from Field (5+ att):	Reggie Johnson (RS), 8-of-8, vs. Wake Forest, 3/11/10
Perfect from 3-Point (3+ att):	Anthony Lawrence, 4-of-4, vs. Notre Dame, 2/3/16
10+ Rebounds:	Reggie Johnson (RS), 12, vs. Virginia Tech, 03/12/10
10+ Assists:	Durand Scott, 10, vs. North Carolina Central, 11/14/09
5-9 Assists:	Ja'Quan Newton, 5, at Notre Dame, 1/17/15
5+ Steals:	Shane Larkin, 6, vs. North Carolina, 01/10/12
4+ Blocks:	Raphael Akpejori, 4, McNeese State, 11/24/10
Double-Double:	Julian Gamble (RS), 13 points, 13 rebounds, North Florida, 12/31/08

Official Basketball Box Score -- Game Totals -- Final Statistics
UTRGV vs Miami
11-13-15 7:02 p.m. at BankUnited Center | Coral Gables, Fla.

UTRGV 59 • 0-1

Table with columns: #, Player, FG-FGA, 3-Ptr, FT-FTA, Rebounds, PF, TP, A TO Blk Stl, Min. Includes team totals and shooting percentages.

Miami 86 • 1-0

Table with columns: #, Player, FG-FGA, 3-Ptr, FT-FTA, Rebounds, PF, TP, A TO Blk Stl, Min. Includes team totals and shooting percentages.

Officials: Clarence Armstrong, Tim Eberole, Bob Testa

Technical fouls: UTRGV-None. Miami-None.

Attendance: 6607

Score by periods table showing 1st, 2nd, and Total scores for UTRGV and Miami.

Last FG - UTRGV 2nd-01:25, UM 2nd-02:58.

Largest lead - UTRGV by 3 1st-18:22, UM by 32 2nd-02:02.

UTRGV led for 04:59. UM led for 33:25. Game was tied for 01:36.

Score tied - 3 times. Lead changed - 3 times.

Official Basketball Box Score -- Game Totals -- Final Statistics
Louisiana vs Miami
11-16-15 7 p.m. at BankUnited Center | Coral Gables, Fla.

Louisiana 77 • 1-1

Table with columns: #, Player, FG-FGA, 3-Ptr, FT-FTA, Rebounds, PF, TP, A TO Blk Stl, Min. Includes team totals and shooting percentages.

Miami 93 • 2-0

Table with columns: #, Player, FG-FGA, 3-Ptr, FT-FTA, Rebounds, PF, TP, A TO Blk Stl, Min. Includes team totals and shooting percentages.

Officials: Tim Nestor, Raymond Stions, Alfred Smith

Technical fouls: Louisiana-None. Miami-None.

Attendance: 5965

Score by periods table showing 1st, 2nd, and Total scores for Louisiana and Miami.

Last FG - U.L. 2nd-01:17, UM 2nd-02:15.

Largest lead - U.L. by 3 1st-19:35, UM by 20 1st-03:31.

U.L. led for 01:21. UM led for 37:33. Game was tied for 01:06.

Score tied - 2 times. Lead changed - 1 time.

Official Basketball Box Score -- Game Totals -- Final Statistics
Miami vs Mississippi State
11/19/15 6:00 PM AT at Coliseo Roberto Clemente (San Juan, PR)

Miami 105 • 3-0

Table with columns: #, Player, FG-FGA, 3-Ptr, FT-FTA, Rebounds, PF, TP, A TO Blk Stl, Min. Includes team totals and shooting percentages.

Mississippi State 79 • 1-2

Table with columns: #, Player, FG-FGA, 3-Ptr, FT-FTA, Rebounds, PF, TP, A TO Blk Stl, Min. Includes team totals and shooting percentages.

Officials: Joe DeRosa, Kipp Kissinger, Antinio Petty

Technical fouls: Miami-Ivan CruzUceda; Ja'Quan Newton. Mississippi State-I.J. Ready.

Attendance: 1947

Game 3 of the Ninth Annual Puerto Rico Tip-Off Tournament

Score by periods table showing 1st, 2nd, and Total scores for Miami and Mississippi State.

Last FG - UM 2nd-00:38, MS 2nd-00:53.

Largest lead - UM by 31 2nd-02:39, MS by 2 1st-19:43.

UM led for 37:52. MS led for 00:22. Game was tied for 01:46.

Score tied - 2 times. Lead changed - 1 time.

Official Basketball Box Score -- Game Totals -- Final Statistics
Miami vs Utah
11/20/15 7:00 PM AT at Coliseo Roberto Clemente (San Juan, PR)

Miami 90 • 4-0

Table with columns: #, Player, FG-FGA, 3-Ptr, FT-FTA, Rebounds, PF, TP, A TO Blk Stl, Min. Includes team totals and shooting percentages.

Utah 66 • 3-1

Table with columns: #, Player, FG-FGA, 3-Ptr, FT-FTA, Rebounds, PF, TP, A TO Blk Stl, Min. Includes team totals and shooting percentages.

Officials: Pat Adams, Rob Groover, Olandis Poole

Technical fouls: Miami-None. Utah-TEAM.

Attendance: 2001

Game 8 of the Ninth Annual Puerto Rico Tip-Off

Score by periods table showing 1st, 2nd, and Total scores for Miami and Utah.

Last FG - UM 2nd-00:29, UTAH 2nd-00:17.

Largest lead - UM by 27 2nd-00:29, UTAH None.

UM led for 39:23. UTAH led for 00:00. Game was tied for 00:37.

Score tied - 0 times. Lead changed - 0 times.



Official Basketball Box Score -- Game Totals -- Final Statistics
Butler vs Miami
11-22-15 7:30 PM AT at Coliseo Roberto Clemente (San Juan, PR)

Butler 75 • 3-1

Table with columns: # Player, FG-FGA, 3-Ptr, FT-FTA, Rebounds, PF, TP, A TO Blk Stl, Min. Rows include WIDEMAN, Tyler; CHRABASCZ, Andrew; LEWIS, Tyler; JONES, Roosevelt; DUNHAM, Kellen; ETHERINGTON, Austin; GATHERS, Jordan; DAVIS, Jackson; MARTIN, Kelan; Team; Totals.

Miami 85 • 5-0

Table with columns: # Player, FG-FGA, 3-Ptr, FT-FTA, Rebounds, PF, TP, A TO Blk Stl, Min. Rows include Ivan CruzUceda; Tonye Jekiri; Davon Reed; Sheldon McClellan; Angel Rodriguez; Ja'Quan Newton; Anthony Lawrence; James Palmer; Kamari Murphy; Team; Totals.

Officials: Joe DeRosa, Patrick Adams, Kipp Kissinger
Technical fouls: Butler-None. Miami-Kamari Murphy.
Attendance: 5309
Game 12 of the Ninth Annual Puerto Rico Tip-Off Tournament Championship Game

Score by periods table with columns: 1st, 2nd, Total. Rows: Butler, Miami.

Last FG - BUTLER 2nd-03:31, UM 2nd-06:15.
Largest lead - BUTLER None, UM by 19 1st-02:41.
BUTLER led for 00:00. UM led for 37:47. Game was tied for 02:13.

Points in Paint, Off T/O, 2nd Chance, Fast Break, Bench. Rows: Butler, Miami.

Score tied - 2 times.
Lead changed - 0 times.

Official Basketball Box Score -- Game Totals -- Final Statistics
Northeastern vs Miami
11-27-15 4 p.m. at BankUnited Center | Coral Gables, Fla.

Northeastern 78 • 4-1

Table with columns: # Player, FG-FGA, 3-Ptr, FT-FTA, Rebounds, PF, TP, A TO Blk Stl, Min. Rows include Walker, David; Williams, T.J.; Ford, Quincy; Stahl, Zach; Abakah, Kwesi; Miller, Jeremy; Donnelly, Caleb; Begley, Devon; Team; Totals.

Miami 77 • 5-0

Table with columns: # Player, FG-FGA, 3-Ptr, FT-FTA, Rebounds, PF, TP, A TO Blk Stl, Min. Rows include Davon Reed; Sheldon McClellan; Angel Rodriguez; Tonye Jekiri; Ivan CruzUceda; Ja'Quan Newton; Anthony Lawrence; James Palmer; Kamari Murphy; Team; Totals.

Officials: Brian Dorsey, Les Jones, Bill McCarthy
Technical fouls: Northeastern-None. Miami-None.
Attendance: 6635

Score by periods table with columns: 1st, 2nd, Total. Rows: Northeastern, Miami.

Last FG - NU 2nd-00:00, UM 2nd-00:18.
Largest lead - NU by 13 1st-07:09, UM by 7 2nd-04:23.
NU led for 31:54. UM led for 06:00. Game was tied for 02:06.

Points in Paint, Off T/O, 2nd Chance, Fast Break, Bench. Rows: Northeastern, Miami.

Score tied - 2 times.
Lead changed - 4 times.

Official Basketball Box Score -- Game Totals -- Final Statistics
Miami vs Nebraska
12/01/15 8:05 p.m. at Pinnacle Bank Arena (Lincoln, Neb.)

Miami 77 • 6-1

Table with columns: # Player, FG-FGA, 3-Ptr, FT-FTA, Rebounds, PF, TP, A TO Blk Stl, Min. Rows include Kamari Murphy; Tonye Jekiri; Davon Reed; Sheldon McClellan; Angel Rodriguez; Ja'Quan Newton; Anthony Lawrence; James Palmer; Ivan CruzUceda; Team; Totals.

Nebraska 72 • 5-3

Table with columns: # Player, FG-FGA, 3-Ptr, FT-FTA, Rebounds, PF, TP, A TO Blk Stl, Min. Rows include Hammond, Jake; Shields, Shavon; Webster, Tai; White III, Andrew; Parker, Benny; Warton Jr., Glynn; McVeigh, Jack; Jacobson, Michael; Morrow Jr., Ed; Team; Totals.

Officials: Bo Boroski, John Higgins, Terry Oglesby
Technical fouls: Miami-None, Nebraska-None.
Attendance: 15646
ACC / Big Ten Challenge

Score by periods table with columns: 1st, 2nd, OT, Total. Rows: Miami, Nebraska.

Last FG - UM OT-01:33, NEB 2nd-00:15.
Largest lead - UM by 9 1st-14:45, NEB by 3 1st-10:35.
UM led for 34:22. NEB led for 03:59. Game was tied for 06:39.

Points in Paint, Off T/O, 2nd Chance, Fast Break, Bench. Rows: Miami, Nebraska.

Score tied - 10 times.
Lead changed - 14 times.

Official Basketball Box Score -- Game Totals -- Final Statistics
Charlotte vs Miami
12-05-15 4 p.m. at BankUnited Center | Coral Gables, Fla.

Charlotte 60 • 1-7

Table with columns: # Player, FG-FGA, 3-Ptr, FT-FTA, Rebounds, PF, TP, A TO Blk Stl, Min. Rows include WHITE, Andrien; DAVIS, Jon; VANHOOK, Anthony; SULLIVAN, Bernard; UCHEBO, Joseph; CAMIDGE, Ridell; OGBUEZE, Braxton; SCOTT, Curran; BLAKLEY, Cameron; GRICIUNAS, Benas; Team; Totals.

Miami 88 • 7-1

Table with columns: # Player, FG-FGA, 3-Ptr, FT-FTA, Rebounds, PF, TP, A TO Blk Stl, Min. Rows include Ja'Quan Newton; Davon Reed; Angel Rodriguez; Kamari Murphy; Tonye Jekiri; Anthony Lawrence; Sheldon McClellan; James Palmer; Ebuka Izundu; Mike Robinson; Ivan CruzUceda; Chris Stowell; Team; Totals.

Officials: Bryan Karsey, Tim Nestor, Keith Kimble
Technical fouls: Charlotte-None. Miami-None.
Attendance: 6735

Score by periods table with columns: 1st, 2nd, Total. Rows: Charlotte, Miami.

Last FG - CHA 2nd-00:51, UM 2nd-01:01.
Largest lead - CHA None, UM by 36 2nd-08:50.
CHA led for 00:00. UM led for 39:06. Game was tied for 00:54.

Points in Paint, Off T/O, 2nd Chance, Fast Break, Bench. Rows: Charlotte, Miami.

Score tied - 0 times.
Lead changed - 0 times.

Official Basketball Box Score -- Game Totals -- Final Statistics
Florida vs Miami
12-08-15 7:02 p.m. at BankUnited Center | Coral Gables, Fla.

Florida 55 • 6-2

Box score table for Florida vs Miami game, showing player stats like FG, FT, Rebounds, and Totals.

Miami 66 • 8-1

Box score table for Miami vs Florida game, showing player stats like FG, FT, Rebounds, and Totals.

Officials: Roger Ayers, Les Jones, Patrick Adams
Technical fouls: Florida-None. Miami-None.
Attendance: 7972

Score by periods table for Florida vs Miami game.

Last FG - UF 2nd-00:16, UM 2nd-06:37.
Largest lead - UF by 1 1st-16:45, UM by 15 2nd-01:52.

Official Basketball Box Score -- Game Totals -- Final Statistics
Co. of Charleston vs Miami
12-19-15 2 p.m. at BankUnited Center | Coral Gables, Fla.

Co. of Charleston 63 • 7-3

Box score table for Co. of Charleston vs Miami game, showing player stats like FG, FT, Rebounds, and Totals.

Miami 85 • 9-1

Box score table for Miami vs Co. of Charleston game, showing player stats like FG, FT, Rebounds, and Totals.

Officials: Tim Comer, Tim Ebersole, Jerry Heater
Technical fouls: Co. of Charleston-None. Miami-None.
Attendance: 6956

Score by periods table for Co. of Charleston vs Miami game.

Last FG - COFC 2nd-01:13, UM 2nd-01:28.
Largest lead - COFC by 1 1st-19:18, UM by 28 2nd-03:55.

Official Basketball Box Score -- Game Totals -- Final Statistics
Miami vs La Salle
12-22-15 5:06 pm at Philadelphia, Pa. (The Palestra)

Miami 95 • 10-1

Box score table for Miami vs La Salle game, showing player stats like FG, FT, Rebounds, and Totals.

La Salle 49 • 4-5

Box score table for La Salle vs Miami game, showing player stats like FG, FT, Rebounds, and Totals.

Officials: Tim Kelly, Ray Perone, Ron Tyburski
Technical fouls: Miami-None. La Salle-None.
Attendance: 3582

Score by periods table for Miami vs La Salle game.

Last FG - UM 2nd-01:05, LAS 2nd-01:27.
Largest lead - UM by 46 2nd-01:05, LAS None.
UM led for 38:27, LAS led for 00:00. Game was tied for 01:33.

Official Basketball Box Score -- Game Totals -- Final Statistics
Princeton vs Miami
12-29-15 7:02 p.m. at BankUnited Center | Coral Gables, Fla.

Princeton 64 • 7-4

Box score table for Princeton vs Miami game, showing player stats like FG, FT, Rebounds, and Totals.

Miami 76 • 11-1

Box score table for Miami vs Princeton game, showing player stats like FG, FT, Rebounds, and Totals.

Officials: James Luckie, Clarence Armstrong, Trey Styons
Technical fouls: Princeton-None. Miami-None.
Attendance: 6927

Score by periods table for Princeton vs Miami game.

Last FG - PRIN 2nd-01:07, UM 2nd-01:18.
Largest lead - PRIN by 7 2nd-10:44, UM by 12 2nd-00:37.
PRIN led for 12:00, UM led for 22:27. Game was tied for 05:33.

Official Basketball Box Score -- Game Totals -- Final Statistics  
**Syracuse vs Miami**  
 01-02-16 2:30 p.m. at BankUnited Center | Coral Gables, Fla.

Syracuse 51 • 10-5 (0-2)

#	Player	Total			3-Ptr			Rebounds			PF	TP	A	TO	Blk	Stl	Min
		FG	FGA	FT	FTA	Off	Def	Total									
21	Tyler Roberson	f	2-9	0-0	1-1	5	6	11	3	5	1	2	0	0	0	32	
00	Michael Gbinije	g	3-14	0-7	4-9	2	4	6	4	10	4	8	0	3	38		
10	Trevor Cooney	g	2-7	1-5	0-0	0	0	0	3	5	0	1	0	1	35		
23	Malachi Richardson	g	7-15	5-6	1-2	0	6	6	2	20	1	2	0	1	34		
32	Dajuan Coleman	*	2-4	0-0	0	1	3	4	5	4	0	2	0	0	15		
14	Kaleb Joseph		0-3	0-1	0-0	1	1	2	2	0	0	1	0	0	6		
20	Tyler Lydon		2-4	1-3	2-2	1	9	10	4	7	1	0	1	2	30		
35	Chinonso Obokoh		0-0	0-0	0-0	2	0	2	2	0	0	0	0	0	10		
	Team					0	0	0	0	0	0	0	0	0	10		
	Totals		18-56	7-22	8-14	12	29	41	25	51	7	19	1	7	200		
	FG % 1st Half:		9-28	32.1%	2nd half:	9-28	32.1%	Game:	18-56	32.1%					Deadball Rebounds		
	3FG % 1st Half:		5-12	41.7%	2nd half:	2-10	20.0%	Game:	7-22	31.8%					3		
	FT % 1st Half:		2-5	40.0%	2nd half:	6-9	66.7%	Game:	8-14	57.1%							

Miami 64 • 12-1 (1-0)

#	Player	Total			3-Ptr			Rebounds			PF	TP	A	TO	Blk	Stl	Min
		FG	FGA	FT	FTA	Off	Def	Total									
21	Kamari Murphy	f	4-5	0-0	0-0	2	6	8	2	8	1	1	2	1	25		
23	Tonye Jekiri	c	2-5	0-0	0-1	1	2	3	3	4	0	1	1	0	33		
05	Davon Reed	g	1-7	0-4	2-3	1	4	5	1	4	1	2	0	0	21		
10	Sheldon McClellan	g	5-11	0-6	1-2	1	4	5	1	22	0	1	2	3	38		
13	Angel Rodriguez	g	1-9	0-7	1-1	1	2	3	4	3	4	5	2	6	28		
00	Ja'Quan Newton	g	3-5	2-2	6-2	1	3	4	3	14	2	2	0	2	24		
03	Anthony Lawrence		0-1	0-0	1-0	1	1	2	0	1	0	0	0	0	5		
12	James Palmer		1-3	0-1	1-1	1	1	2	0	3	1	0	0	0	8		
33	Ivan CruzUceda		1-6	1-5	2-2	2	4	6	0	5	0	0	0	0	18		
	Team					1	2	3							18		
	Totals		18-52	3-25	25-34	12	29	41	14	64	9	12	7	12	200		
	FG % 1st Half:		5-26	19.2%	2nd half:	13-26	50.0%	Game:	18-52	34.6%					Deadball Rebounds		
	3FG % 1st Half:		0-11	0.0%	2nd half:	3-14	21.4%	Game:	3-25	12.0%					2		
	FT % 1st Half:		7-13	53.8%	2nd half:	18-21	85.7%	Game:	25-34	73.5%							

Officials: Louie Andrakakos, Bill Covington, Jr., Tim Kelly  
 Technical fouls: Syracuse-None. Miami-None.  
 Attendance: 7041

Score by periods	1st	2nd	Total
Syracuse	25	26	51
Miami	17	47	64

Last FG - SU 2nd-02:14, UM 2nd-00:37.  
 Largest lead - SU by 12 1st-02:55, UM by 14 2nd-00:37.  
 SU led for 19:49. UM led for 14:13. Game was tied for 05:30.

Score tied - 3 times.  
 Lead changed - 7 times.

Official Basketball Box Score -- Game Totals -- Final Statistics  
**Florida State vs Miami**  
 01-09-16 5 p.m. at BankUnited Center | Coral Gables, Fla.

Florida State 59 • 10-5 (0-3)

#	Player	Total			3-Ptr			Rebounds			PF	TP	A	TO	Blk	Stl	Min
		FG	FGA	FT	FTA	Off	Def	Total									
04	Bacon, Dwayne	*	4-12	1-4	1-1	1	4	5	4	10	2	1	0	0	25		
05	Beasley, Malik	*	5-16	0-4	3-3	2	7	9	3	13	0	3	0	1	36		
15	Bojanovsky, Boris	*	4-7	0-1	0-0	3	1	4	2	8	0	3	2	0	18		
22	Rathan-Mayes, Xavier	*	3-8	0-3	4-4	0	2	2	2	10	4	2	0	1	31		
32	Brandon, Montay	*	0-1	0-1	0-4	1	3	4	0	0	1	3	0	0	22		
01	Bookert, Devon		2-7	1-3	2-2	1	2	3	2	7	2	1	0	1	25		
03	Bell, Benji		1-1	0-0	0-0	0	0	0	1	2	2	1	0	1	7		
14	Mann, Terance		0-3	0-1	1-2	1	3	4	1	1	0	0	0	0	14		
21	Koumadje, Chris		0-1	0-0	0-0	0	0	0	0	0	0	0	1	0	3		
23	Smith, Jarquez		4-9	0-2	0-0	2	2	4	2	8	0	0	1	1	19		
	Team					3	1	4							19		
	Totals		23-65	2-19	11-16	14	25	39	17	59	11	14	4	5	200		
	FG % 1st Half:		10-32	31.3%	2nd half:	13-33	39.4%	Game:	23-65	35.4%					Deadball Rebounds		
	3FG % 1st Half:		1-8	12.5%	2nd half:	1-11	9.1%	Game:	2-19	10.5%					2		
	FT % 1st Half:		3-5	60.0%	2nd half:	8-11	72.7%	Game:	11-16	68.8%							

Miami 72 • 13-1 (2-0)

#	Player	Total			3-Ptr			Rebounds			PF	TP	A	TO	Blk	Stl	Min
		FG	FGA	FT	FTA	Off	Def	Total									
05	Davon Reed	*	3-6	3-5	3-4	0	4	4	1	12	2	5	0	1	26		
10	Sheldon McClellan	*	7-11	2-5	5-6	0	5	5	2	21	2	1	0	1	34		
13	Angel Rodriguez	*	2-8	0-6	2-3	0	0	0	5	6	2	2	0	0	31		
21	Kamari Murphy	*	2-6	0-1	1-2	1	5	6	2	5	1	1	0	0	27		
23	Tonye Jekiri	*	4-7	0-1	0-0	2	8	10	2	8	0	0	0	0	33		
00	Ja'Quan Newton		6-10	0-1	1-1	0	1	1	2	13	4	2	0	1	21		
03	Anthony Lawrence		0-2	0-1	0-0	0	0	0	0	0	0	0	0	0	6		
12	James Palmer		0-1	0-0	0-0	0	1	1	0	0	0	1	0	1	4		
33	Ivan CruzUceda		3-6	1-4	0-0	0	3	3	2	7	1	1	1	0	18		
	Team					4	4	8							18		
	Totals		27-57	6-24	12-16	7	31	38	16	72	12	13	1	4	200		
	FG % 1st Half:		13-28	46.4%	2nd half:	14-29	48.3%	Game:	27-57	47.4%					Deadball Rebounds		
	3FG % 1st Half:		4-12	33.3%	2nd half:	2-12	16.7%	Game:	6-24	25.0%					2		
	FT % 1st Half:		2-4	50.0%	2nd half:	10-12	83.3%	Game:	12-16	75.0%							

Officials: Brian Dorsey, Les Jones, James Luckie  
 Technical fouls: Florida State-None. Miami-None.  
 Attendance: 7972

Score by periods	1st	2nd	Total
Florida State	24	35	59
Miami	32	40	72

Last FG - FS 2nd-00:28, UM 2nd-01:13.  
 Largest lead - FS None, UM by 17 2nd-10:26.  
 FS led for 00:00. UM led for 39:05. Game was tied for 00:55.

Score tied - 0 times.  
 Lead changed - 0 times.

Official Basketball Box Score -- Game Totals -- Final Statistics  
**Miami vs Virginia**  
 01-12-16 7:00 p.m. at Charlottesville, Va. (JPJ)

Miami 58 • 13-2 (2-1 ACC)

#	Player	Total			3-Ptr			Rebounds			PF	TP	A	TO	Blk	Stl	Min
		FG	FGA	FT	FTA	Off	Def	Total									
21	Kamari Murphy	f	0-2	0-1	0-0	1	2	3	4	0	2	1	1	1	17		
23	Tonye Jekiri	c	2-4	0-0	1-2	2	4	6	2	5	0	1	0	1	31		
05	Davon Reed	g	5-8	1-4	0-0	0	5	5	1	11	0	1	0	1	30		
10	Sheldon McClellan	g	4-12	1-5	4-5	1	0	1	3	13	1	1	0	1	32		
13	Angel Rodriguez	g	6-13	2-6	3-5	1	0	1	3	17	3	0	0	1	33		
00	Ja'Quan Newton		2-5	0-1	2-3	1	4	5	0	6	1	2	0	0	19		
03	Anthony Lawrence		0-0	0-0	0-2	1	0	1	2	0	0	1	0	0	8		
12	James Palmer		0-1	0-0	0-0	0	0	0	0	3	0	0	0	0	8		
33	Ivan CruzUceda		2-5	2-5	0-0	0	2	2	2	6	0	0	0	0	22		
	Team					3	0	3							1		
	Totals		21-50	6-22	10-17	10	17	27	17	58	8	9	1	5	200		
	FG % 1st Half:		8-21	38.1%	2nd half:	13-29	44.8%	Game:	21-50	42.0%					Deadball Rebounds		
	3FG % 1st Half:		2-7	28.6%	2nd half:	4-15	26.7%	Game:	6-22	27.3%					1		
	FT % 1st Half:		5-9	55.6%	2nd half:	5-8	62.5%	Game:	10-17	58.8%							

Virginia 66 • 13-3 (2-2 ACC)

#	Player	Total			3-Ptr			Rebounds			PF	TP	A	TO	Blk	Stl	Min
		FG	FGA	FT	FTA	Off	Def	Total									
13	Anthony Gill	f	6-10	0-0	3-8	3	5	8	4	15	3	1	1	1	36		
33	Jack Salt	c	0-1	0-0	0-0	1	2	3	1	0	0	1	1	0	8		
04	Marial Shayok	g	0-1	0-1	0-0	0	1	1	2	0	0	1	0	0	9		
15	Malcolm Brogdon	g	7-15	1-3	5-5	0											



Official Basketball Box Score - Game Totals - Final Statistics

**Miami vs Boston College**  
01-20-16 9:06 PM at Silvio O. Conte Forum, Chestnut Hill, MA

Miami 67 • 14-3; 3-2 ACC

#	Player	Total			3-Ptr			Rebounds			PF	TP	A	TO	Blk	Stl	Min
		FG	FGA	FT	FTA	Off	Def	Total									
21	Kamari Murphy	f	3-4	0-0	0-3	1	5	6	1	6	0	0	1	1	1	20	
23	Tonye Jekiri	c	2-8	0-0	2-4	4	13	17	3	6	0	3	3	1	34		
05	Davon Reed	g	2-5	0-0	3-4	1	3	4	1	7	1	1	0	1	28		
10	Sheldon McClellan	g	7-14	2-3	3-4	1	4	5	2	19	1	2	0	3	37		
13	Angel Rodriguez	g	4-9	0-3	4-5	0	1	1	3	12	4	3	0	2	34		
00	Ja'Quan Newton	g	4-7	0-2	4-4	0	4	4	3	12	2	3	0	0	21		
03	Anthony Lawrence	g	0-3	0-1	0-2	0	0	0	0	0	1	0	0	1	4		
12	James Palmer	g	1-3	0-1	1-2	0	0	0	1	3	1	0	0	2	10		
33	Ivan CruzUceda	g	1-2	0-0	0-0	2	2	4	1	2	0	1	0	0	12		
	Team					1	1	2									
<b>Totals</b>			24-55	2-10	17-28	10	33	43	15	67	10	13	4	11	200		
FG % 1st Half:		12-30	40.0%	2nd half:	12-25	48.0%	Game:	24-55	43.6%								
3FG % 1st Half:		0-4	0.0%	2nd half:	2-6	33.3%	Game:	2-10	20.0%	Deadball Rebounds 2							
FT % 1st Half:		5-10	50.0%	2nd half:	12-18	66.7%	Game:	17-28	60.7%								

Boston College 53 • 7-11; 0-5 ACC

#	Player	Total			3-Ptr			Rebounds			PF	TP	A	TO	Blk	Stl	Min
		FG	FGA	FT	FTA	Off	Def	Total									
05	Garland Owens	f	1-6	0-1	0-0	1	4	5	4	2	0	0	0	0	29		
11	A.J. Turner	f	2-4	1-2	0-0	0	4	4	3	5	1	1	1	2	33		
24	Dennis Clifford	c	1-4	0-0	2-4	3	5	8	2	4	1	1	2	0	26		
01	Jerome Robinson	g	9-14	0-1	2-3	0	3	3	2	20	1	5	1	1	34		
03	Eli Carter	g	4-18	1-7	3-4	0	5	5	2	12	8	4	0	1	35		
02	Darryl Hicks	g	1-2	1-1	1-2	0	2	2	1	4	0	3	0	1	11		
04	Idy Diallo	g	3-4	0-0	0-0	1	2	3	2	6	0	0	1	1	14		
10	Ervin Meznies	g	0-2	0-1	0-1	0	3	3	1	0	0	0	0	1	11		
22	Matt Milon	g	0-1	0-0	0-0	1	1	2	2	0	1	1	0	0	6		
55	S. Barnes-Thompkins	g	0-1	0-1	0-0	0	0	0	0	0	0	0	0	0	1		
	Team					1	1	2									
<b>Totals</b>			21-56	3-14	8-14	7	30	37	19	53	12	15	5	5	200		
FG % 1st Half:		13-25	52.0%	2nd half:	8-31	25.8%	Game:	21-56	37.5%	Deadball Rebounds 1							
3FG % 1st Half:		2-4	50.0%	2nd half:	1-10	10.0%	Game:	3-14	21.4%								
FT % 1st Half:		0-0	0.0%	2nd half:	8-14	57.1%	Game:	8-14	57.1%								

Officials: Mike Eades, Sean Hull, Raymond Slyons, Jr.  
Technical fouls: Miami-None. Boston College-None.  
Attendance: 3286

Score by periods	1st	2nd	Total
Miami	29	38	67
Boston College	28	25	53

Last FG - UM 2nd-00:53, BC 2nd-07:03.  
Largest lead - UM by 14 2nd-00:14, BC by 3 1st-04:49.  
UM led for 35:01, BC led for 04:14, Game was tied for 00:45.

	In	Off	2nd	Fast	Bench
Points	Paint	T/O	Chance	Break	
UM	42	12	6	8	17
BC	26	11	4	9	10

Score tied - 2 times.  
Lead changed - 6 times.

Official Basketball Box Score - Game Totals - Final Statistics

**Wake Forest vs Miami**  
01-23-16 12 p.m. at BankUnited Center | Coral Gables, Fla.

Wake Forest 63 • 10-9, 1-6

#	Player	Total			3-Ptr			Rebounds			PF	TP	A	TO	Blk	Stl	Min
		FG	FGA	FT	FTA	Off	Def	Total									
00	Codi Miller-McIntyre	*	0-4	0-1	0-0	2	2	4	4	0	1	1	0	1	23		
02	Devin Thomas	*	5-13	0-0	2-4	2	7	9	2	12	1	4	2	1	36		
10	Mitchell Wilbekin	*	3-9	2-6	2-2	0	2	2	3	10	1	0	0	1	25		
13	Bryant Crawford	*	4-15	3-6	1-4	1	4	5	2	12	6	6	0	2	38		
44	Dinos Mitoglou	*	3-6	1-4	0-0	2	2	4	5	7	1	1	0	1	24		
04	Randal Moore	*	2-2	0-0	0-0	3	0	3	2	4	0	1	2	0	5		
20	John Collins	*	3-5	0-0	4-4	3	1	4	3	10	0	1	0	0	15		
23	Rondale Watson	*	2-3	0-0	2-4	1	2	3	0	6	0	0	0	0	16		
25	Cornelius Hudson	*	1-2	0-1	0-0	0	2	2	1	2	3	2	0	0	17		
43	Trent VanHorn	*	0-0	0-0	0-0	0	0	0	0	0	0	0	0	0	1		
	Team					0	1	1									
<b>Totals</b>			23-59	6-18	11-18	14	23	37	22	63	13	16	4	6	200		
FG % 1st Half:		13-27	48.1%	2nd half:	10-32	31.3%	Game:	23-59	39.0%	Deadball Rebounds 2							
3FG % 1st Half:		2-5	40.0%	2nd half:	4-13	30.8%	Game:	6-18	33.3%								
FT % 1st Half:		5-7	71.4%	2nd half:	6-11	54.5%	Game:	11-18	61.1%								

Miami 77 • 15-3, 4-2

#	Player	Total			3-Ptr			Rebounds			PF	TP	A	TO	Blk	Stl	Min
		FG	FGA	FT	FTA	Off	Def	Total									
05	Davon Reed	*	1-10	0-4	2-2	3	2	5	1	4	1	0	1	1	27		
10	Sheldon McClellan	*	3-10	0-3	8-8	1	5	6	2	14	5	3	0	3	33		
13	Angel Rodriguez	*	4-9	2-5	4-4	1	3	4	2	14	2	4	0	5	31		
21	Kamari Murphy	*	2-9	0-0	0-0	4	3	7	3	4	2	0	1	1	24		
23	Tonye Jekiri	*	4-6	0-0	0-1	4	8	12	2	8	1	0	1	0	34		
00	Ja'Quan Newton	*	5-10	1-1	7-9	1	0	1	3	18	1	2	0	0	25		
03	Anthony Lawrence	*	0-1	0-1	0-0	0	0	0	0	0	0	0	0	0	1		
12	James Palmer	*	2-3	2-2	1-2	0	0	0	0	7	0	1	0	2	10		
33	Ivan CruzUceda	*	2-6	2-4	2-2	2	4	6	3	8	0	0	2	0	15		
	Team					4	2	6									
<b>Totals</b>			23-64	7-20	24-28	20	27	47	16	77	12	10	4	12	200		
FG % 1st Half:		11-32	34.4%	2nd half:	12-32	37.5%	Game:	23-64	35.9%	Deadball Rebounds 2							
3FG % 1st Half:		5-13	38.5%	2nd half:	2-7	28.6%	Game:	7-20	35.0%								
FT % 1st Half:		8-11	72.7%	2nd half:	16-17	94.1%	Game:	24-28	85.7%								

Officials: Les Jones, Brian Dorsey, William Humes  
Technical fouls: Wake Forest-None. Miami-Kamari Murphy.  
Attendance: 6928

Score by periods	1st	2nd	Total
Wake Forest	33	30	63
Miami	35	42	77

Last FG - WF 2nd-00:28, UM 2nd-01:09.  
Largest lead - WF by 3 1st-19:45, UM by 17 2nd-01:56.  
WF led for 02:09, UM led for 33:23, Game was tied for 04:28.

Score tied - 5 times.  
Lead changed - 3 times.

Official Basketball Box Score - Game Totals - Final Statistics

**Duke vs Miami**  
01-25-16 7 p.m. at BankUnited Center | Coral Gables, Fla.

Duke 69 • 15-6, 4-4 ACC

#	Player	Total			3-Ptr			Rebounds			PF	TP	A	TO	Blk	Stl	Min
		FG	FGA	FT	FTA	Off	Def	Total									
03	Grayson Allen	*	6-17	1-5	4-6	3	1	4	3	17	2	3	0	1	39		
05	Luke Kennard	*	3-8	1-3	2-3	0	5	5	1	9	2	0	0	1	32		
13	Matt Jones	*	4-11	2-5	0-0	3	1	4	5	10	0	2	0	0	33		
14	Brandon Ingram	*	8-13	1-3	2-2	3	7	10	2	19	2	4	0	1	39		
04	Marshall Plumlee	*	1-4	0-0	5-6	4	5	9	1	7	1	1	0	0	36		
02	Chase Jeter	*	0-1	0-0	0-0	0	0	0	1	0	0	0	0	0	2		
12	Derryck Thornton	*	3-6	1-4	0-0	0	0	0	0	7	1	0	0	0	19		
	Team					3	2	5									
<b>Totals</b>			25-60	6-20	13-17	16	21	37	13	69	8	11	0	3	200		
FG % 1st Half:		12-28	42.9%	2nd half:	13-32	40.6%	Game:	25-60	41.7%	Deadball Rebounds 1							
3FG % 1st Half:		3-11	27.3%	2nd half:	3-9	33.3%	Game:	6-20	30.0%								
FT % 1st Half:		4-5	80.0%	2nd half:	9-12	75.0%	Game:	13-17	76.5%								

Miami 80 • 16-3, 5-2 ACC

#	Player	Total			3-Ptr			Rebounds			PF	TP	A	TO	Blk	Stl	Min
		FG	FGA	FT	FTA	Off	Def	Total									
21	Kamari Murphy	f	2-4	0-0	0-0	1	4	5	3	4	0	1	2	0	29		
23	Tonye Jekiri	c	3-7	0-0	1-1	6	4	10	3	7	3	0	2	0	34		
05	Davon Reed	g	6-10	2-5	0-0	1	3	4	3	14	1	0	1	1	27		
10	Sheldon McClellan	g	8-12	1-3	4-6	0	2	2	2								

Official Basketball Box Score -- Game Totals -- Final Statistics

**Notre Dame vs Miami**  
**02-03-16 7:10 P.M. at BankUnited Center | Coral Gables, Fla.**

**Notre Dame 70 • 15-7, 6-4**

#	Player	Total			3-Ptr			Rebounds			PF	TP	A	TO	Blk	Stl	Min
		FG	FGA	FT	FTA	FG	FGA	FT	FTA	Off							
03	Beachem,VJ	6	13	2	7	0	0	1	2	3	1	14	0	1	2	0	35
11	Jackson, Demetrius	3	11	0	4	0	0	2	3	5	1	6	7	1	0	2	36
20	Burgett,AJ	2	3	1	2	0	0	1	1	2	2	5	1	0	0	0	14
30	Auguste,Zach	6	13	0	0	2	6	3	9	3	12	0	4	2	1	0	24
32	Vasturia,Steve	4	8	1	1	0	2	3	1	2	3	9	2	2	0	0	33
00	Plueger,Rex	0	0	0	0	2	0	2	2	1	1	2	0	0	0	1	11
01	Torres,Austin	0	1	0	0	2	0	2	0	2	1	0	0	1	0	0	4
04	Ryan,Matt	2	3	0	1	0	2	2	2	4	0	0	0	0	0	0	10
05	Farrell,Matt	0	1	0	0	0	0	0	0	0	0	2	0	0	0	0	5
23	Geben,Martinas	1	1	0	0	0	0	0	0	1	2	0	0	0	0	1	2
35	Colson,Bonzie	7	13	0	4	2	3	5	3	17	0	0	1	0	0	26	
Team										2	0	2	1	1	0	0	28
Totals		31	67	4	16	4	8	17	18	35	16	70	14	10	5	5	200

FG % 1st Half: 14-28 50.0% 2nd half: 17-39 43.6% Game: 31-67 46.3%  
 3FG % 1st Half: 2-8 25.0% 2nd half: 2-8 25.0% Game: 4-16 25.0%  
 FT % 1st Half: 3-4 75.0% 2nd half: 1-4 25.0% Game: 4-8 50.0%

Officials: Mike Eades, Lamar Simpson, Bill Covington, Jr.  
 Technical fouls: Notre Dame-Colson,Bonzie. Miami-Tonye Jekiri.  
 Attendance: 6819

**Miami 79 • 17-4, 6-3**

#	Player	Total			3-Ptr			Rebounds			PF	TP	A	TO	Blk	Stl	Min
		FG	FGA	FT	FTA	FG	FGA	FT	FTA	Off							
23	Tonye Jekiri	3	6	0	0	3	9	12	4	6	1	0	0	0	0	27	
05	Davon Reed	4	8	0	1	0	2	2	8	1	0	0	2	2	0	27	
10	Sheldon McClellan	5	6	2	2	0	5	0	12	3	1	0	0	0	0	33	
13	Angel Rodriguez	5	10	0	2	2	1	3	2	12	5	1	0	1	0	30	
21	Kamari Murphy	3	4	0	0	1	2	0	1	2	0	1	0	0	0	17	
00	Ja'Quan Newton	6	10	0	1	0	1	0	12	2	2	0	1	0	0	26	
03	Anthony Lawrence	5	6	4	5	1	2	3	18	0	2	1	0	0	0	21	
12	James Palmer	0	3	0	2	0	0	0	0	0	0	0	1	0	0	10	
33	Ivan CruzUceda	0	2	0	2	0	2	2	0	0	2	0	0	0	0	9	
Team									1	0	1	0	1	0	0	0	20
Totals		31	55	6	16	11	14	8	22	30	13	79	12	8	3	6	200

FG % 1st Half: 17-27 63.0% 2nd half: 14-28 50.0% Game: 31-55 56.4%  
 3FG % 1st Half: 4-11 36.4% 2nd half: 2-5 40.0% Game: 6-16 37.5%  
 FT % 1st Half: 7-8 87.5% 2nd half: 4-6 66.7% Game: 11-14 78.6%

Officials: Mike Eades, Lamar Simpson, Bill Covington, Jr.  
 Technical fouls: Notre Dame-Colson,Bonzie. Miami-Tonye Jekiri.  
 Attendance: 6819

Score by periods	1st	2nd	Total
Notre Dame	33	37	70
Miami	45	34	79

	Points	In Paint	Off T/O	2nd Chance	Fast Break	Bench
ND	46	13	8	6	24	24
UM	30	11	10	4	30	30

Last FG - ND 2nd-00:02, UM 2nd-01:48.  
 Largest lead - ND by 2 1st-12:01, UM by 20 2nd-08:06.  
 ND led for 00:41, UM led for 35:20. Game was tied for 03:59.

Official Basketball Box Score -- Game Totals -- Final Statistics

**Miami vs Georgia Tech**  
**02-07-16 1 p.m. at McCamish Pavilion, Atlanta, Ga.**

**Miami 75 • 18-4, 7-3 ACC**

#	Player	Total			3-Ptr			Rebounds			PF	TP	A	TO	Blk	Stl	Min
		FG	FGA	FT	FTA	FG	FGA	FT	FTA	Off							
21	Kamari Murphy	4	5	0	0	1	2	3	1	10	0	2	0	0	0	23	
23	Tonye Jekiri	4	8	0	0	1	8	9	1	8	1	1	0	0	1	32	
05	Davon Reed	6	11	1	3	4	1	3	4	1	15	2	0	0	1	30	
10	Sheldon McClellan	7	9	2	2	6	0	2	2	3	22	0	0	1	0	35	
13	Angel Rodriguez	0	6	0	2	0	2	1	3	5	0	6	1	0	0	24	
00	Ja'Quan Newton	5	11	1	1	3	4	2	14	2	2	0	2	0	0	27	
03	Anthony Lawrence	2	4	0	2	1	3	2	5	3	0	0	1	0	0	21	
12	James Palmer	0	2	0	1	2	0	1	0	1	0	0	0	0	0	6	
33	Ivan CruzUceda	0	1	0	0	0	0	0	0	0	0	0	0	0	0	2	
Team						1	0	1								2	
Totals		28	57	4	12	15	21	10	20	30	15	75	14	6	2	4	200

FG % 1st Half: 15-32 46.9% 2nd half: 13-25 52.0% Game: 28-57 49.1%  
 3FG % 1st Half: 0-4 0.0% 2nd half: 4-8 50.0% Game: 4-12 33.3%  
 FT % 1st Half: 3-7 42.9% 2nd half: 12-14 85.7% Game: 15-21 71.4%

Officials: Brian Dorsey, Tim Comer, Joe Lindsay  
 Technical fouls: Miami-None. Georgia Tech-None.  
 Attendance: 5569

**Georgia Tech 68 • 12-11, 2-8 ACC**

#	Player	Total			3-Ptr			Rebounds			PF	TP	A	TO	Blk	Stl	Min
		FG	FGA	FT	FTA	FG	FGA	FT	FTA	Off							
00	Mitchell, Charles	4	6	0	0	0	2	2	4	8	0	2	0	0	0	29	
32	Jacobs, Nick	4	9	0	0	0	4	4	1	8	0	0	0	0	0	28	
02	Smith, Adam	5	12	2	2	1	3	4	2	14	5	4	0	1	0	30	
03	Georges-Hunt, Marcus	6	14	3	5	4	0	2	4	19	1	2	0	0	0	33	
11	Heath, Josh	1	1	0	0	2	0	1	1	2	4	2	1	0	0	14	
01	Jackson, Tadic	5	9	2	4	1	1	2	3	13	2	1	0	1	0	22	
10	Jorgenson, Travis	0	0	0	0	0	2	2	1	0	2	1	0	0	0	8	
12	Stephens, Quinton	0	0	0	0	0	1	1	2	0	1	1	0	0	0	13	
33	White, James	0	0	0	0	0	1	1	1	0	0	0	0	0	0	6	
44	Lammers, Ben	1	1	0	0	3	3	6	0	2	0	1	3	0	0	17	
Team								5	1	6						1	
Totals		26	52	7	14	9	16	10	21	31	20	68	13	14	3	3	200

FG % 1st Half: 13-28 46.4% 2nd half: 13-24 54.2% Game: 26-52 50.0%  
 3FG % 1st Half: 0-4 0.0% 2nd half: 4-6 66.7% Game: 4-12 33.3%  
 FT % 1st Half: 3-3 100.0% 2nd half: 6-13 46.2% Game: 9-16 56.3%

Officials: Brian Dorsey, Tim Comer, Joe Lindsay  
 Technical fouls: Miami-None. Georgia Tech-None.  
 Attendance: 5569

Score by periods	1st	2nd	Total
Miami	33	42	75
Georgia Tech	32	36	68

	Points	In Paint	Off T/O	2nd Chance	Fast Break	Bench
UM	46	13	8	6	24	24
GT	30	11	10	4	30	30

Last FG - UM 2nd-01:49, GT 2nd-00:22.  
 Largest lead - UM by 7 2nd-10:19, GT by 6 1st-08:13.  
 UM led for 21:52, GT led for 15:57. Game was tied for 02:11.

Official Basketball Box Score -- Game Totals -- Final Statistics

**Pittsburgh vs Miami**  
**02-09-16 7 p.m. at BankUnited Center | Coral Gables, Fla.**

**Pittsburgh 63 • 17-6, 6-5**

#	Player	Total			3-Ptr			Rebounds			PF	TP	A	TO	Blk	Stl	Min
		FG	FGA	FT	FTA	FG	FGA	FT	FTA	Off							
02	Young,Michael	4	9	0	0	1	3	4	1	12	2	1	1	0	0	30	
21	Jeter,Sheldon	4	5	0	0	1	1	2	3	8	0	0	1	0	0	16	
00	Robinson,James	3	9	2	3	0	2	3	2	8	4	2	0	1	0	33	
01	Artis,Jamel	2	10	1	6	0	0	6	1	5	2	1	0	0	0	33	
15	Smith,Sterling	0	3	0	2	2	0	2	0	2	0	0	0	0	0	11	
03	Wilson,Damon	2	6	0	1	0	1	0	4	1	1	0	0	0	0	17	
04	Luther,Ryan	5	6	0	2	2	5	7	2	12	0	2	1	0	1	26	
05	Maia,Rafael	1	2	0	0	2	0	0	3	4	0	0	0	0	0	9	
12	Jones,Chris	4	5	0	0	0	1	1	2	8	2	1	0	0	0	12	
23	Johnson,Cameron	0	2	0	1	0	1	2	3	1	0	0	0	0	0	11	
33	Nelson-Ododa,Alonzo	0	0	0	0	0	0	0	1	0	0	0	0	0	0	2	
Team								5	1	6						2	
Totals		25	57	3	13	10	10	12	23	35	16	63	11	9	3	5	200

FG % 1st Half: 11-28 39.3% 2nd half: 14-29 48.3% Game: 25-57 43.9%  
 3FG % 1st Half: 1-7 14.3% 2nd half: 2-6 33.3% Game: 3-13 23.1%  
 FT % 1st Half: 10-10 100.0% 2nd half: 0-0 0.0% Game: 10-10 100.0%

Officials: Roger Ayers, Tim Nestor, Les Jones  
 Technical fouls: Pittsburgh-None. Miami-None.  
 Attendance: 6609

**Miami 65 • 19-4, 8-3**

#	Player	Total			3-Ptr			Rebounds			PF	TP	A	TO	Blk	Stl	Min
		FG	FGA	FT	FTA	FG	FGA	FT	FTA	Off							
05	Dav																

Official Basketball Box Score -- Game Totals -- Final Statistics

Virginia Tech vs Miami
02-17-16 9 p.m. at BankUnited Center | Coral Gables, Fla.

Virginia Tech 49 • 13-13 (5-8)

Box score table for Virginia Tech vs Miami. Columns include Player, FG-FGA, 3-PT, FT-FTA, Rebounds, PF, TP, A, TO, Blk, Stl, Min. Totals: 16-54, 6-20, 11-14, 14 19 33, 15 49, 8 16 2 8 | 200.

Miami 65 • 21-4 (10-3)

Box score table for Miami vs Virginia Tech. Columns include Player, FG-FGA, 3-PT, FT-FTA, Rebounds, PF, TP, A, TO, Blk, Stl, Min. Totals: 24-48, 5-14, 12-15, 7 25 32, 16 65, 8 13 7 9 | 200.

Officials: Michael Roberts, Tim Kelly, Jeffrey Anderson
Technical fouls: Virginia Tech-None, Miami-None.
Attendance: 6614

Score by periods table with columns 1st, 2nd, Total. Virginia Tech: 22, 27, 49. Miami: 21, 44, 65.

Last FG - VT 2nd-00:06, UM 2nd-01:20.
Largest lead - VT by 7 1st-03:30, UM by 21 2nd-04:18.
VT led for 13:59. UM led for 21:18. Game was tied for 04:43.

Score tied - 5 times.
Lead changed - 3 times.

Official Basketball Box Score -- Game Totals -- Final Statistics

Miami vs North Carolina
02/20/16 1:00 PM at Smith Center, Chapel Hill

Miami 71 • 21-5, 10-4 ACC

Box score table for Miami vs North Carolina. Columns include Player, FG-FGA, 3-PT, FT-FTA, Rebounds, PF, TP, A, TO, Blk, Stl, Min. Totals: 25-59, 6-19, 15-26, 14 15 29, 18 71, 9 11 5 5 | 200.

North Carolina 96 • 22-5, 11-3 ACC

Box score table for North Carolina vs Miami. Columns include Player, FG-FGA, 3-PT, FT-FTA, Rebounds, PF, TP, A, TO, Blk, Stl, Min. Totals: 39-72, 9-20, 9-13, 19 27 46, 20 96, 21 9 5 5 | 200.

Officials: John Gaffney, Sean Hull, Bill Covington Jr.
Technical fouls: Miami-None, North Carolina-None.
Attendance: 20151

Score by periods table with columns 1st, 2nd, Total. Miami: 33, 38, 71. North Carolina: 42, 54, 96.

Last FG - UM 2nd-00:01, NC 2nd-00:59.
Largest lead - UM by 3 1st-13:55, NC by 38 2nd-06:45.
UM led for 00:36. NC led for 34:10. Game was tied for 04:43.

Score tied - 7 times.
Lead changed - 2 times.

Official Basketball Box Score -- Game Totals -- Final Statistics

Virginia vs Miami
02-22-16 7 p.m. at BankUnited Center | Coral Gables, Fla.

Virginia 61 • 21-6, 10-5

Box score table for Virginia vs Miami. Columns include Player, FG-FGA, 3-PT, FT-FTA, Rebounds, PF, TP, A, TO, Blk, Stl, Min. Totals: 25-58, 5-16, 6-9, 15 20 35, 16 61, 10 7 5 5 | 200.

Miami 64 • 22-5, 11-4

Box score table for Miami vs Virginia. Columns include Player, FG-FGA, 3-PT, FT-FTA, Rebounds, PF, TP, A, TO, Blk, Stl, Min. Totals: 21-46, 10-19, 12-20, 10 20 30, 7 64, 13 9 1 5 | 200.

Officials: Mike Eades, Mike Stuart, Roger Ayers
Technical fouls: Virginia-None, Miami-None.
Attendance: 7016

Score by periods table with columns 1st, 2nd, Total. Virginia: 25, 36, 61. Miami: 30, 34, 64.

Last FG - VA 2nd-00:04, UM 2nd-03:15.
Largest lead - VA by 3 1st-09:42, UM by 10 2nd-17:22.
VA led for 04:08. UM led for 33:36. Game was tied for 02:16.

Score tied - 2 times.
Lead changed - 8 times.

Official Basketball Box Score -- Game Totals -- Final Statistics

Louisville vs Miami
02-27-16 2:07 p.m. at BankUnited Center | Coral Gables, Fla.

Louisville 65 • 22-7, 11-5

Box score table for Louisville vs Miami. Columns include Player, FG-FGA, 3-PT, FT-FTA, Rebounds, PF, TP, A, TO, Blk, Stl, Min. Totals: 26-56, 7-22, 6-8, 7 18 25, 21 65, 13 6 1 3 | 200.

Miami 73 • 23-5, 12-4

Box score table for Miami vs Louisville. Columns include Player, FG-FGA, 3-PT, FT-FTA, Rebounds, PF, TP, A, TO, Blk, Stl, Min. Totals: 23-43, 8-11, 19-23, 4 23 27, 11 73, 11 7 1 5 | 200.

Officials: Pat Driscoll, Tim Comer, Brian O'Connell
Technical fouls: Louisville-None, Miami-None.
Attendance: 7342

Score by periods table with columns 1st, 2nd, Total. Louisville: 38, 27, 65. Miami: 36, 37, 73.

Last FG - UL 2nd-00:21, UM 2nd-00:42.
Largest lead - UL by 8 2nd-17:20, UM by 8 2nd-00:32.
UL led for 19:59. UM led for 15:58. Game was tied for 04:03.

Score tied - 6 times.
Lead changed - 7 times.



Official Basketball Box Score -- Game Totals -- Final Statistics  
**Miami vs Notre Dame**  
 03-02-16 7:00 pm at Purcell Pavilion

**Miami 68 • 24-5, 13-4 ACC**

#	Player	Total			3-Ptr			Rebounds			PF	TP	A	TO	Blk	Stl	Min
		FG-FGA	FG-FGA	FT-FTA	FG-FGA	FG-FGA	FT-FTA	Off	Def	Tot							
21	Kamari Murphy	f	1-3	0-0	0-0	2	5	7	1	2	1	1	1	1	0	27	
23	Tonye Jekiri	c	7-14	0-0	0-0	6	3	9	2	14	1	2	2	0	34		
05	Davon Reed	g	4-9	0-3	2-2	1	5	6	2	10	2	0	1	0	37		
10	Sheldon McClellan	g	5-11	2-5	5-5	1	5	6	1	17	0	1	0	0	38		
13	Angel Rodriguez	g	7-13	3-5	2-2	1	3	4	5	19	5	2	0	1	36		
03	Anthony Lawrence	g	0-2	0-2	0-0	0	1	1	1	0	2	0	0	1	10		
12	James Palmer	g	1-4	1-3	0-0	0	1	1	0	3	2	0	0	0	14		
33	Ivan CruzUceda	g	1-2	1-2	0-0	0	1	1	2	3	0	0	0	0	4		
Team						1 3 4											
Totals			26-58	7-20	9-9	12	27	39	14	68	13	6	4	2	200		

FG % 1st Half: 14-30 46.7% 2nd half: 12-28 42.9% Game: 26-58 44.8% Deadball Rebounds 0  
 3FG % 1st Half: 2-8 25.0% 2nd half: 5-12 41.7% Game: 7-20 35.0%  
 FT % 1st Half: 5-5 100.0% 2nd half: 4-4 100.0% Game: 9-9 100.0%

**Notre Dame 50 • 19-10, 10-7 ACC**

#	Player	Total			3-Ptr			Rebounds			PF	TP	A	TO	Blk	Stl	Min
		FG-FGA	FG-FGA	FT-FTA	FG-FGA	FG-FGA	FT-FTA	Off	Def	Tot							
03	Beachem,VJ	f	2-7	1-2	0-0	0	4	4	3	5	0	1	0	0	0	32	
20	Burgett,AJ	f	0-0	0-0	0-0	0	0	0	0	0	0	0	0	0	0	4	
30	Auguste,Zach	f	6-9	0-0	6-8	3	8	11	1	18	1	3	2	0	32		
32	Vasturia,Steve	f	0-9	0-4	4-4	0	0	0	0	4	1	0	0	1	38		
11	Jackson, Demetrius	g	3-13	1-6	0-0	0	3	3	3	7	5	1	0	0	39		
00	Pflueger,Rex	g	1-3	1-3	0-0	0	0	0	2	3	0	0	0	0	13		
01	Torres,Austin	g	1-1	0-0	0-1	2	0	2	1	2	0	0	0	0	6		
04	Ryan,Matt	g	0-1	0-1	0-0	0	2	2	1	0	0	0	0	0	12		
05	Farrell,Matt	g	0-1	0-0	0-0	0	0	0	0	0	0	0	0	0	1		
23	Geben,Martinas	g	0-0	0-0	0-0	0	0	0	0	0	0	0	0	0	1		
35	Colson,Bonzie	g	4-6	0-0	3-3	0	1	1	3	11	1	1	1	2	22		
Team						1 2 3											
Totals			17-50	3-16	13-16	6	20	26	14	50	8	6	3	3	200		

FG % 1st Half: 7-27 25.9% 2nd half: 10-23 43.5% Game: 17-50 34.0% Deadball Rebounds 3  
 3FG % 1st Half: 2-11 18.2% 2nd half: 3-16 18.8% Game: 3-16 18.8%  
 FT % 1st Half: 6-6 100.0% 2nd half: 7-10 70.0% Game: 13-16 81.3%

Officials: Bryan Kersey, Brian Dorsey, Jerry Heater  
 Technical fouls: Miami-None. Notre Dame-None.  
 Attendance: 9149

Score by periods	1st	2nd	Total
Miami	35	33	68
Notre Dame	22	28	50

Last FG - UM 2nd-00:22, ND 2nd-03:03.  
 Largest lead - UM by 18 1st-12:05, ND None.  
 UM led for 38:37, ND led for 00:00. Game was tied for 01:23.

Official Basketball Box Score -- Game Totals -- Final Statistics  
**Miami vs Virginia Tech**  
 03-05-16 4:00 PM at Cassell Coliseum, Blacksburg, Va.

**Miami 62 • 24-6, 13-5**

#	Player	Total			3-Ptr			Rebounds			PF	TP	A	TO	Blk	Stl	Min
		FG-FGA	FG-FGA	FT-FTA	FG-FGA	FG-FGA	FT-FTA	Off	Def	Tot							
21	Kamari Murphy	f	4-5	0-0	1-2	2	4	6	4	9	0	0	2	1	31		
23	Tonye Jekiri	c	1-5	0-0	0-2	4	2	6	1	2	1	1	0	0	20		
05	Davon Reed	g	8-11	2-5	1-1	1	1	2	4	19	1	2	1	2	27		
10	Sheldon McClellan	g	7-19	1-6	2-4	0	2	2	0	17	3	1	1	0	36		
13	Angel Rodriguez	g	2-8	1-6	0-0	1	2	3	4	5	2	4	0	2	34		
03	Anthony Lawrence	g	1-1	0-0	0-0	2	2	4	2	2	0	1	0	0	9		
12	James Palmer	g	1-5	0-3	2-2	2	3	5	1	4	3	0	1	1	26		
15	Ebuka Izundu	g	1-1	0-0	0-0	0	0	0	1	2	0	1	0	0	3		
20	Mike Robinson	g	0-1	0-1	0-0	0	0	0	0	0	0	0	0	0	1		
33	Ivan CruzUceda	g	0-3	0-3	2-2	1	3	4	0	2	0	1	1	0	12		
35	Chris Stowell	g	0-0	0-0	0-0	0	0	0	0	0	0	0	0	0	1		
Team						1 0 1											
Totals			25-59	4-24	8-13	14	19	33	17	62	10	14	6	6	200		

FG % 1st Half: 8-23 34.8% 2nd half: 17-36 47.2% Game: 25-59 42.4% Deadball Rebounds 0  
 3FG % 1st Half: 1-10 10.0% 2nd half: 3-14 21.4% Game: 4-24 16.7%  
 FT % 1st Half: 4-8 50.0% 2nd half: 4-5 80.0% Game: 8-13 61.5%

**Virginia Tech 77 • 18-13, 10-8**

#	Player	Total			3-Ptr			Rebounds			PF	TP	A	TO	Blk	Stl	Min
		FG-FGA	FG-FGA	FT-FTA	FG-FGA	FG-FGA	FT-FTA	Off	Def	Tot							
00	Shane Henry	f	1-1	0-0	0-0	0	0	0	3	2	0	0	0	0	0	13	
32	Zach LeDay	f	6-11	2-3	2-2	1	2	3	0	16	0	3	3	1	36		
05	Justin Robinson	g	5-10	1-2	4-5	1	4	5	0	15	8	3	0	0	32		
10	Justin Bibbs	g	7-10	5-6	0-0	0	1	1	2	19	0	2	0	1	38		
23	Jalen Hudson	g	2-2	0-0	0-0	0	0	0	2	4	0	0	0	0	13		
04	Seth Allen	g	4-11	1-5	5-5	0	1	1	1	14	4	1	0	2	23		
11	Devin Wilson	g	1-2	0-0	1-1	0	2	2	3	1	1	1	1	1	13		
14	Greg Donlon	g	0-0	0-0	0-0	0	0	0	0	0	0	0	0	0	1		
15	Kerry Clarke	g	0-2	0-1	0-0	0	4	4	0	0	1	0	0	0	14		
24	Kerry Blackshear Jr.	g	1-2	0-0	2-4	1	4	5	3	4	1	1	0	1	16		
33	Matt Galloway	g	0-0	0-0	0-0	0	0	0	0	0	0	0	0	0	1		
Team						1 2 3											
Totals			27-51	9-17	14-17	4	20	24	13	77	15	11	4	6	200		

FG % 1st Half: 13-27 48.1% 2nd half: 14-24 58.3% Game: 27-51 52.9% Deadball Rebounds 0  
 3FG % 1st Half: 3-8 37.5% 2nd half: 6-9 66.7% Game: 9-17 52.9%  
 FT % 1st Half: 3-4 75.0% 2nd half: 11-13 84.6% Game: 14-17 82.4%

Officials: Tim Clougherty, Bill Covington, Bill McCarthy  
 Technical fouls: Miami-None. Virginia Tech-None.  
 Attendance: 8911  
 Flagrant I - Miami #21 8:56 (II)

Score by periods	1st	2nd	Total
Miami	21	41	62
Virginia Tech	32	45	77

Last FG - UM 2nd-01:17, VT 2nd-03:36.  
 Largest lead - UM by 3 1st-18:56, VT by 19 2nd-07:24.  
 UM led for 01:26, VT led for 38:51. Game was tied for 01:43.

Official Basketball Box Score -- Game Totals -- Final Statistics  
**Virginia Tech vs Miami**  
 03-10-16 9:30 PM at Verizon Center, Washington, DC

**Virginia Tech 82 • 19-14**

#	Player	Total			3-Ptr			Rebounds			PF	TP	A	TO	Blk	Stl	Min
		FG-FGA	FG-FGA	FT-FTA	FG-FGA	FG-FGA	FT-FTA	Off	Def	Tot							
00	Shane Henry	f	1-1	0-0	0-0	1	1	2	1	2	0	0	0	0	0	10	
32	Zach LeDay	f	6-8	0-0	0-0	1	2	3	4	12	1	3	1	1	23		
05	Justin Robinson	g	3-8	1-3	2-2	0	1	1	5	9	4	2	0	2	25		
10	Justin Bibbs	g	2-5	1-1	0-0	0	3	3	3	5	0	1	0	0	38		
23	Jalen Hudson	g	5-12	0-1	2-2	0	7	7	2	12	0	2	0	1	24		
04	Seth Allen	g	7-14	0-4	17-18	2	2	4	0	31	1	4	0	0	28		
11	Devin Wilson	g	0-0	0-0	0-0	0	1	1	3	0	2	0	0	0	15		
15	Chris Clarke	g	1-3	0-0	2-3	1	2	3	2	4	1	2	0	0	17		
24	Kerry Blackshear Jr.	g	1-2	0-0	5-6	2	2	4	1	7	3	0	0	0	20		
Team						0 0 0											
Totals			26-53	2-9	28-31	7	21	28	21	82	12	14	1	4	200		

FG % 1st Half: 11-24 45.8% 2nd half: 15-29 51.7% Game: 26-53 49.1% Deadball Rebounds 2  
 3FG % 1st Half: 1-4 25.0% 2nd half: 1-5 20.0% Game: 2-9 22.2%  
 FT % 1st Half: 9-11 81.8% 2nd half: 19-20 95.0% Game: 28-31 90.3%

**Miami 88 • 25-6**

#	Player	Total			3-Ptr			Rebounds			PF	TP	A	TO	Blk	Stl	Min
		FG-FGA	FG-FGA	FT-FTA	FG-FGA	FG-FGA	FT-FTA	Off	Def	Tot							
21	Kamari Murphy	f	2-3	0-0	0-0	1	4	5	4	1	0	1	1	1	31		
23	Tonye Jekiri	f	5-8	0-0	1-2	1	4	5	5	11	0	0	2	0	26		
05	Davon Reed	g	5-9	2-4	5-6	0	1	1	3	17	0	1	0	3	31		
10	Sheldon McClellan	g	8-12	3-6	2-4	0	4	4	2	21	3	1	0	2	37		
13	Angel Rodriguez	g	5-10	3-6	6-6	0	1	1	3	19	9	2	0	3	29		
00	Ja'Quan Newton	g	3-7	0-0	4-6	1	1	2	1	10	4	3	1	2	29		
03	Anthony Lawrence	g	1-1	0-0	2-2	0	2	2	1	4	1	1	0	0	10		
12	James Palmer	g	1-3	0-2	0-0	0	0	0	2	2	0	2	0	0	7		
Team																	

Official Basketball Box Score -- Game Totals -- Final Statistics

**Buffalo vs Miami**  
03-17-16 6:50 pm at Providence, R.I. (Dunkin' Donuts Center)

**Buffalo 72 • 20-15**

#	Player	Total		3-Ptr	Rebounds			PF	TP	A	TO	Blk	Stl	Min	
		FG-FGA	FG-FGA	FT-FTA	Off	Def	Tot								
00	HAMILTON, Blake	f	4-11	3-7	1-3	0	9	9	2	12	1	2	0	1	31
34	SMART, Ikenna	f	0-0	0-0	0-0	0	0	0	3	0	0	1	0	0	6
01	BEARDEN, Lamonte	g	7-16	1-4	4-6	0	3	3	3	19	3	4	0	1	36
02	CONNER, Willie	g	1-5	1-4	0-0	1	1	2	3	3	0	0	0	0	32
10	SKEETE, Jarryn	g	1-5	1-2	0-0	0	0	0	4	3	2	2	0	0	21
03	MASSINBURG, CJ		3-7	0-3	5-5	1	3	4	5	11	2	0	0	1	29
04	KADIRI, David		0-1	0-0	2-2	0	0	0	1	2	0	0	0	0	10
20	WIGGINTON, Rodell		1-2	0-0	0-0	0	1	1	0	2	0	1	1	0	11
21	RAKICEVIC, Nikola		0-0	0-0	0-0	0	0	0	0	0	0	0	0	0	1
33	PERKINS, Nick		6-12	4-6	4-6	3	3	6	5	20	0	0	0	1	23
Team					3 3 6										
Totals			23-59	10-26	16-22	8	23	31	26	72	8	10	1	4	200

FG % 1st Half: 9-30 30.0% 2nd half: 14-29 48.3% Game: 23-59 39.0% Deadball Rebounds 1  
 3FG % 1st Half: 5-12 41.7% 2nd half: 5-14 35.7% Game: 10-26 38.5%  
 FT % 1st Half: 10-12 83.3% 2nd half: 6-10 60.0% Game: 16-22 72.7%

**Miami 79 • 26-7**

#	Player	Total		3-Ptr	Rebounds			PF	TP	A	TO	Blk	Stl	Min	
		FG-FGA	FG-FGA	FT-FTA	Off	Def	Tot								
21	Kamari Murphy	f	4-7	0-0	3-5	3	10	13	3	11	1	0	4	0	33
23	Tonye Jekiri	c	2-3	0-0	0-0	1	2	3	3	4	0	3	0	0	16
05	Davon Reed	g	4-10	2-5	0-0	0	12	12	4	10	0	1	0	0	39
10	Sheldon McClellan	g	5-10	0-2	10-13	2	3	5	0	20	2	2	0	1	38
13	Angel Rodriguez	g	6-15	3-7	9-11	1	6	7	3	24	4	3	1	3	35
00	Ja'Quan Newton		3-8	0-1	4-5	2	0	2	3	10	2	3	0	1	26
03	Anthony Lawrence		0-1	0-0	0-0	0	0	0	1	0	0	1	1	0	9
12	James Palmer		0-0	0-0	0-0	1	0	1	0	0	0	0	0	0	4
33	Ivan CruzUceda		0-0	0-0	0-0	0	0	0	1	0	0	0	0	0+	
Team					1 0 1										
Totals			24-54	5-15	26-34	11	33	44	18	79	9	14	6	5	200

FG % 1st Half: 14-32 43.8% 2nd half: 10-22 45.5% Game: 24-54 44.4% Deadball Rebounds 4  
 3FG % 1st Half: 1-7 14.3% 2nd half: 4-8 50.0% Game: 5-15 33.3%  
 FT % 1st Half: 6-8 75.0% 2nd half: 20-26 76.9% Game: 26-34 76.5%

Officials: Ed Corbett, Antinio Petty, Tim Gattis, Lamont Simpson

Technical fouls: Buffalo-None. Miami-None.

Attendance:

NCAA First Round

Score by periods	1st	2nd	Total
Buffalo	33	39	72
Miami	35	44	79

Points	In	Off	2nd	Fast	Bench
UB	24	17	5	7	35
UM	36	10	12	12	10

Last FG - UB 2nd-00:26, UM 2nd-05:25.  
 Largest lead - UB by 9 1st-12:47, UM by 12 2nd-06:11.  
 UB led for 13:33. UM led for 25:06. Game was tied for 01:21.

Score tied - 1 time.  
 Lead changed - 2 times.

Official Basketball Box Score -- Game Totals -- Final Statistics

**Wichita State vs Miami**

03-19-16 12:10 p.m. at Providence, R.I. (Dunkin' Donuts Center)

**Wichita State 57 • 26-9**

#	Player	Total		3-Ptr	Rebounds			PF	TP	A	TO	Blk	Stl	Min	
		FG-FGA	FG-FGA	FT-FTA	Off	Def	Tot								
01	BROWN, Zach	f	1-3	1-2	0-0	1	2	3	3	3	0	0	0	0	17
24	MORRIS, Shaquille	f	6-12	0-0	0-0	3	3	6	4	12	0	2	0	2	25
03	WESSEL, Evan	g	1-3	0-2	0-0	1	2	3	1	2	0	0	0	0	20
23	VANVLEET, Fred	g	4-12	1-6	3-4	3	2	5	2	12	5	4	0	4	35
31	BAKER, Ron	g	4-12	3-7	0-0	0	2	2	3	11	2	4	0	2	37
00	KELLY, Rashard		0-3	0-0	3-4	2	1	3	0	3	1	0	0	1	15
15	GRADY, Anton		1-3	0-1	1-2	2	3	5	2	3	0	0	0	0	14
20	NURGER, Rauno		0-0	0-0	0-0	0	0	0	0	0	0	1	0	0	5
32	McDUFFIE, Markis		3-9	1-3	2-2	2	1	3	3	9	0	3	0	1	23
33	FRANKAMP, Conner		0-2	0-1	2-2	0	0	0	0	2	0	0	0	0	9
Team					2 1 3										
Totals			20-59	6-22	11-14	16	17	33	18	57	8	15	0	10	200

FG % 1st Half: 7-29 24.1% 2nd half: 13-30 43.3% Game: 20-59 33.9% Deadball Rebounds 2  
 3FG % 1st Half: 1-9 11.1% 2nd half: 5-13 38.5% Game: 6-22 27.3%  
 FT % 1st Half: 4-4 100.0% 2nd half: 7-10 70.0% Game: 11-14 78.6%

**Miami 65 • 27-7**

#	Player	Total		3-Ptr	Rebounds			PF	TP	A	TO	Blk	Stl	Min	
		FG-FGA	FG-FGA	FT-FTA	Off	Def	Tot								
21	Kamari Murphy	f	2-3	0-0	0-1	0	7	7	2	4	0	1	2	2	36
23	Tonye Jekiri	c	1-3	0-0	1-4	1	6	7	4	3	0	0	0	1	27
05	Davon Reed	g	3-4	2-2	2-2	0	4	4	1	10	1	4	1	1	32
10	Sheldon McClellan	g	5-11	2-4	6-8	0	3	3	1	18	0	1	0	1	38
13	Angel Rodriguez	g	9-11	3-4	7-8	0	2	2	3	28	5	7	0	4	35
00	Ja'Quan Newton		1-3	0-0	0-0	0	0	0	1	2	1	2	0	0	17
03	Anthony Lawrence		0-2	0-1	0-0	1	1	2	2	0	0	1	1	1	11
12	James Palmer		0-0	0-0	0-0	0	0	0	0	0	0	0	0	0	2
33	Ivan CruzUceda		0-1	0-1	0-0	0	0	0	0	0	0	0	0	0	2
Team					0 1 1										
Totals			21-38	7-12	16-23	2	24	26	15	65	7	16	4	10	200

FG % 1st Half: 12-20 60.0% 2nd half: 9-18 50.0% Game: 21-38 55.3% Deadball Rebounds 5  
 3FG % 1st Half: 3-6 50.0% 2nd half: 4-6 66.7% Game: 7-12 58.3%  
 FT % 1st Half: 5-6 83.3% 2nd half: 11-17 64.7% Game: 16-23 69.6%

Officials: Roger Ayers, Lamont Simpson, Ray Natili, David Hall

Technical fouls: Wichita State-None. Miami-TEAM.

Attendance:

NCAA Second Round

Score by periods	1st	2nd	Total
Wichita State	19	38	57
Miami	32	33	65

Points	In	Off	2nd	Fast	Bench
WSU	24	17	20	7	17
UM	24	23	0	10	2

Last FG - WSU 2nd-00:16, UM 2nd-01:14.  
 Largest lead - WSU by 1 2nd-10:26, UM by 21 1st-08:29.  
 WSU led for 00:57. UM led for 38:01. Game was tied for 01:02.

Score tied - 0 times.  
 Lead changed - 2 times.

POSTSEASON TEAMS - NCAA

1959-60

NCAA Tournament

Season Record: 23-4

Bruce Hale, Head Coach

12/1	Rollins	W	110-86
12/3	Jacksonville	W	106-98
12/5	Tampa	W	98-65
12/9	at Houston	W	72-63
12/10	at Centenary	L	77-84
12/12	at Loyola (La.)	W	86-70
12/14	Murray State	W	92-80
12/19	Florida	W	79-77
12/21	at Miami (Ohio)	W	83-78
12/28	vs. BYU *	W	110-93
12/29	vs. Xavier *	W	87-69
1/2	South Carolina	W (OT)	107-106
1/7	at Iona	W	69-67
1/13	at Jacksonville	W (OT)	78-70
1/14	at Florida	W	70-65
1/16	at Florida State	W	93-91
1/23	Houston	L	79-88
1/29	Oklahoma City	W	97-84
2/2	at Rollins	W	90-79
2/3	at Tampa	W	74-73
2/4	at Stetson	W	94-86
2/6	at Florida Southern	W	88-71
2/11	Stetson	L	72-73
2/18	Florida Southern	W	121-85
2/22	Kentucky Wesleyan	W	104-95
2/27	Florida State	W	107-89
3/8	vs. Western Kentucky ^	L	84-107
Season Totals			2427-2192

\* Hurricane Classic | ^ NCAA Tournament

NO.	PLAYER	POS.	YR.
11	Dave Landis	G	JR
12	Ron Godfrey	F	JR
13	Dick Hickox	G	JR
14	Dod Hammond	F	SO
15	Harry Manushaw	C	JR
20	Bruce Applegate	F	JR
22	Martin Snider	G	JR
23	Ken Allen	G	SO
24	Chris Stavreti	G	SO
25	Julie Cohen	G	SO
31	Jack Spisak	F	SO
32	Bruce Shapiro	G	SO

1997-98

NCAA Tournament

Season Record: 18-10 (11-7 BIG EAST)

Leonard Hamilton, Head Coach

11/14	at Southern Illinois	W	73-61
11/16	Florida Atlantic	W	69-47
11/21	Charlotte	W	89-72
11/24	Eastern Kentucky	W	86-64
11/29	at Jacksonville	W	74-70
12/2	Rutgers *	W	63-55
12/6	Georgetown *	W	66-56
12/12	Georgia State	W	80-64
12/22	at Memphis	W	65-57
12/27	vs. Georgia Tech @	L	61-69
12/31	at Seton Hall *	W	78-65
1/3	at Pittsburgh *	W	73-65
1/6	Connecticut *	W	76-67
1/10	at West Virginia *	L	84-98
1/13	at St. John's *	L	64-73
1/18	at Syracuse *	L	67-85
1/22	Villanova *	W	78-63
1/28	at Boston College *	W	67-57
1/31	at Villanova *	L	75-78
2/4	Providence *	W	64-54
2/10	Syracuse *	L	63-72
2/14	Notre Dame *	W	66-57
2/18	at Providence *	L	57-59
2/22	at Notre Dame *	W	65-59
2/24	Seton Hall *	L	71-76
2/28	West Virginia *	W	70-66
3/4	vs. Georgetown #	L	56-62
3/13	vs. UCLA \$	L	62-65
Season Totals:			1962-1836

@ Orange Bowl Classic | \* BIG EAST Game  
# BIG EAST Tournament | \$ NCAA Tournament

NO.	PLAYER	POS.	YR.
3	Mike Byars-Dawson	G	FR
10	Kevin Norris	G	SR
11	Jeremiah Schlie	F	FR
13	Steve Frazier	G	SR
14	Todd Manuel	G	FR
15	Nick Donovan	F	JR
20	Charles Wiseman	G	SO
21	Mike Curcio	G	JR
22	Jaime Waggoner	G	SR
30	Vernon Jennings	G/F	SO
31	Johnny Hemsley	G/F	SO
32	Lucas Barnes	G/F	SO
34	Dwayne Wimbley	F	FR
40	Tim James	F	JR
44	Elton Tyler	F	FR
51	Mario Bland	F	SO

1998-99

NCAA Tournament — Second Round

Season Record: 23-7 (15-3 BIG EAST)

Leonard Hamilton, Head Coach

11/13	at Florida Atlantic	W	97-73
11/23	at Charlotte	L	59-66
11/27	Northern Iowa	W	78-69
12/5	at Kentucky	L	65-74
12/8	Boston College *	W	77-64
12/11	UCF	W	66-56
12/18	at Georgia State	W	76-55
12/22	Memphis	W	80-64
12/27	vs. Ohio State @	W	72-64
12/30	at Georgetown *	W	64-63
1/6	St. John's *	W	84-79
1/9	Notre Dame *	L	68-71
1/13	at Rutgers *	W	74-62
1/16	at West Virginia *	W	64-55
1/20	Connecticut *	L	68-70
1/24	at Boston College *	W	75-67
1/27	Seton Hall *	W	77-71
1/30	at Pittsburgh *	L	54-60
2/3	at St. John's *	W	73-70
2/6	Georgetown *	W	71-58
2/8	at Syracuse *	W	76-63
2/13	at Providence *	W	69-65
2/16	Villanova *	W	103-82
2/20	at Connecticut *	W	73-71
2/23	Pittsburgh *	W	85-52
2/27	Rutgers *	W	68-63
3/4	vs. Georgetown #	W	65-54
3/5	vs. St. John's #	L	59-62
3/12	vs. Lafayette \$	W	75-54
3/14	vs. Purdue \$	L	63-73
Season Totals:			2178-1950

@ Orange Bowl Classic | \* BIG EAST Game  
# BIG EAST Tournament | \$ NCAA Tournament

NO.	PLAYER	POS.	YR.
3	Mike Byars-Dawson	G	SO
4	Michael Simmons	G	FR
5	John Salmons	F	FR
11	Jeremiah Schlie	F	SO
13	João Paulo Coelho	G	FR
14	Todd Manuel	G	SO
15	Nick Donovan	F	SR
30	Vernon Jennings	G/F	JR
31	Johnny Hemsley	G/F	JR
34	Dwayne Wimbley	F	SO
40	Tim James	F	SR
42	Kevin Houston	G/F	JR
44	Elton Tyler	F	SO
51	Mario Bland	F	JR



POSTSEASON TEAMS - NCAA

1999-2000

NCAA Tournament — Sweet 16  
 Season Record: 23-11 (13-3 BIG EAST)  
 BIG EAST Regular Season Co-Champions  
 Leonard Hamilton, Head Coach

11/19	at UCF	W	81-54
11/23	[/24] Monmouth	W	67-46
11/30	[/25] Bethune-Cookman	W	102-75
12/4	at Memphis	L	72-82
12/7	Charlotte	L	65-75
12/11	Hartford	W	97-61
12/18	vs. #7/9 North Carolina+	L	78-68
12/20	vs. La.-Lafayette^	L	60-66
12/21	vs. Detroit Mercy^	W	68-64
12/22	vs. Illinois State^	L	78-87
12/27	Florida Atlantic	W	89-52
12/29	Quinnipiac	W	80-66
1/5	West Virginia*	W	66-58
1/8	#7/8 Syracuse*	L	55-67
1/11	at Seton Hall*	W	71-64
1/15	at Georgetown*	L	61-65
1/17	at Villanova*	W	67-66
1/22	Boston College*	W	62-54
1/25	at Notre Dame*	W	63-49
1/29	#16/18 Kentucky	L	57-60
2/1	Pittsburgh*	W	64-60
2/5	at Rutgers*	W	58-52
2/7	Georgetown*	W	77-55
2/16	Providence*	L	45-47
2/19	at #18/18 Connecticut*	W	63-57
2/22	at West Virginia*	W	68-50
2/26	Notre Dame*	W	55-52
2/29	at Pittsburgh*	W	74-66
3/5	#18/21 St. John's*	W	74-70
3/9	[23] vs. Notre Dame\$	W	61-58
3/10	[23] vs. #19/20 St. John's\$	L	57-58
3/17	[23/25] vs. Arkansas#1	W	75-71
3/19	[23/25] vs. #8/8 Ohio State#	W	75-62
3/24	[23/25] vs. #18/19 Tulsa##	L	71-80
Season Totals:			2346-2127

@ Orange Bowl Classic | ^ San Juan Shootout  
 \* BIG EAST Game | # BIG EAST Tournament  
 \$ NCAA Tournament

NO.	PLAYER	POS.	YR.
0	Leroy Hurd	G/F	FR
3	Michael Simmons	G	SO
11	Jerry Schlie	F	JR
13	João Paulo Coelho	G	SO
25	Elton Tyler	F	JR
30	Vernon Jennings	G/F	SR
31	Johnny Hemsley	G/F	SR
33	James Jones	F	FR
34	Dwayne Wimbley	F	JR
45	John Salmons	F	SO
51	Mario Bland	F	JR

2001-02

NCAA Tournament  
 Season Record: 24-8 (10-6 BIG EAST)  
 Perry Clark, Head Coach

11/18	vs. Eastern Michigan!	W	93-56
11/19	vs. UAB!	W	81-79
11/20	vs. Clemson!	W	67-65
11/24	Lafayette	W	79-69
11/26	Florida Atlantic	W	74-48
11/29	Howard	W	87-71
12/3	FIU	W	77-59
12/8	at Texas A&M	W	64-55
12/15	vs. #21/24 Indiana+	W	58-53
12/18	Florida A&M	W	90-62
12/22	Charlotte	W	64-56
12/27	[24/23] at LSU	W	68-61
12/30	[24/23] St. Francis (Pa.)	W	71-48
1/2	[21/21] at #23/24 Georgetown*	W	79-71
1/5	[21/21] at Connecticut*	L	75-76
1/8	[21/20] at St. John's*	L	60-71
1/12	[21/20] at Virginia Tech*	W	77-68
1/15	[24/20] Pittsburgh*	W2OT	76-69
1/19	[24/20] Providence*	WOT	102-96
1/24	[22/19] Villanova*	W	76-58
1/29	[15/16] Boston College*	L	65-70
2/2	[15/16] #17/22 Connecticut*	W	68-66
2/5	[12/11] at Villanova*	W	65-56
2/10	[12/11] at Boston College*	L	63-76
2/13	[13/11] St. John's*	W	79-56
2/17	[13/11] at Rutgers*	L	61-64
2/23	[17/13] Notre Dame*	L	77-90
2/26	[22/18] at Providence*	W	81-65
3/2	[22/18] Virginia Tech*	W	83-77
3/7	[21/21] vs. Georgetown^	W	84-76
3/8	[21/21] vs. #7/7 Pittsburgh^	L	71-76
3/14	[21/21] vs. Missouri#	L	80-93
Season Totals:			2395-2156

^ Virgin Islands Paradise Jam  
 @ Orange Bowl Classic | \* BIG EAST Game  
 # BIG EAST Championship | \$ NCAA Tournament

NO.	PLAYER	POS.	YR.
1	Michael Simmons	G	JR
2	Kahleaf Watson	G	FR
4	Marcus Barnes	G	SO
5	John Salmons	F	SR
10	Brandon Okpalobi	G	SO
11	Jerry Schlie	F	SR
12	Rafael Berumen	F/C	JR
13	Paulo Coelho	G	JR
14	Rodrigue Djahue	F	SO
20	Danny Marakovits	G	SO
21	Darius Rice	F	SO
25	Elton Tyler	F/C	SR
33	James Jones	F	JR
34	William Frisby	F	SO

2007-08

NCAA Tournament — Second Round  
 Season Record: 23-11 (8-8 ACC)  
 Frank Haith, Head Coach

11/9	Florida Southern	W	104-61
11/15	vs. Marist!	W	85-61
11/16	vs. VCU!	W	69-63
11/18	vs. Providence!	W	64-58
11/24	Morgan State	W	55-51
11/28	Alabama State	W	83-74
12/2	St. John's	W	66-47
12/8	at Fla. International	W	67-53
12/13	at Mississippi State	W	64-58
12/17	[22/22] Stetson	W	89-53
12/20	[22/22] North Florida	W	85-63
12/23	[22/22] North Carolina A&T	W	95-64
12/29	[19/19] vs. Winthrop+	L	70-76
1/2	Penn	W	88-62
1/12	[25] Georgia Tech*	W	78-68
1/15	[21/24] at Boston College*	L	66-76
1/19	[21/24] at NC State*	LOT	77-79
1/23	#5/4 North Carolina*	L	82-98
1/27	#25 Clemson*	W	75-72
1/29	at Wake Forest*	L	68-70
2/2	at #3/3 Duke*	L	73-88
2/6	Florida State*	L	55-62
2/9	at Virginia Tech*	W	74-71
2/17	at Georgia Tech*	W	64-63
2/20	#5/4 Duke*	W	96-95
2/23	Maryland*	W	78-63
2/27	at Clemson*	L	69-79
3/1	Virginia*	W	95-93
3/5	Boston College*	W	74-61
3/8	at Florida State*	LOT	72-75
3/13	vs. NC State^	W	63-50
3/14	vs. Virginia Tech^	L	49-63
3/21	vs. St. Mary's (Calif.)#	W	78-64
3/23	vs. #7/7 Texas#	L	72-75
Season Totals:			2542-2309

^ Puerto Rico Tip-Off | @ Orange Bowl Classic  
 \* ACC Game | ! ACC Tournament | \$ NCAA Tournament

NO.	PLAYER	POS.	YR.
00	Jimmy Graham	F	JR
1	Lance Hurdle	G	JR
5	Eddie Rios	G	FR
10	Landon Glover	G	SR
21	Dwayne Collins	F	SO
22	Fabio Nass	F	SR
23	James Dews	G	SO
25	Jonathan Stratton	G	SR
30	Adrian Thomas	F	SO-R
32	Brian Asbury	F	JR
33	Jack McClinton	G	JR
42	Raymond Hicks	F	SR
50	Anthony King	C	SR-R

POSTSEASON TEAMS - NCAA

2012-13

NCAA Tournament — Sweet 16  
 Season Record: 29-7 (15-3 ACC)  
 Jim Larrañaga, Head Coach

11/9	Stetson	W	87-79
11/13	at Florida Gulf Coast	L	51-63
11/16	Jacksonville	W	73-57
11/24	Detroit	W	77-62
11/28	#13/14 Michigan State \$	W	67-59
12/1	at UMass	W	75-62
12/14	Charlotte	W	77-46
12/18	at UCF	W	72-50
12/22	vs. Hawaii !	W	73-58
12/23	vs. #4/5 Arizona!	L	50-69
12/25	vs. Indiana State !	LOT	55-57
1/2	La Salle	W	76-59
1/5	at Georgia Tech*	W	62-49
1/10	at North Carolina*	W	68-59
1/13	Maryland*	W	54-47
1/16	at Boston College*	W	60-59
1/23	[25] #1/1 Duke*	W	90-63
1/27	[25] Florida State*	W	71-47
1/30	[14/15] at Virginia Tech*	W	73-64
2/2	[14/15] at #19/19 NC State*W		79-78
2/5	[8/11] Boston College*	W	72-50
2/9	[8/11] North Carolina*	W	87-61
2/13	[3/4] at Florida State*	W	74-68
2/17	[3/4] at Clemson*	W	45-43
2/19	[2/2] Virginia*	W	54-50
2/23	[2/2] at Wake Forest*	L	65-80
2/27	[5/7] Virginia Tech*	W	76-58
3/2	[5/7] at #3/3 Duke*	L	76-79
3/6	[6/7] Georgia Tech*	L	69-71
3/9	[6/7] Clemson*	W	62-49
3/15	[9/10] Boston College%	W	69-58
3/16	[9/10] NC State%	W	81-71
3/17	[9/10] North Carolina%	W	87-77
3/22	[5/4] Pacific#	W	78-49
3/24	[5/4] Illinois#	W	63-59
3/28	[5/4] #15/16 Marquette##	L	61-71
Season Totals:			2,509-2,181

! Diamond Head Classic, Honolulu, Hawai'i  
 \$ ACC/Big Ten Challenge | \* ACC Game  
 ^ ACC Tournament (Atlanta, Ga.) | § NCAA Tournament

NO.	PLAYER	POS.	YR.
0	Shane Larkin	G	SO
1	Durand Scott	G	SR
3	Steve Sorenson	G	FR
4	Trey McKinney Jones	G	SR
10	Raphael Akpejori	F	JR
12	Justin Heller	G	JR
15	Rion Brown	G	JR
21	Erik Swoope	F	JR
23	Tonye Jekiri	C	FR
25	Garrius Adams	G	SR
35	Kenny Kadji	F/C	SR
42	Reggie Johnson	C	SR
45	Julian Gamble	F/C	SR

2015-16

NCAA Tournament  
 Season Record: 25-7 (13-5 ACC)  
 Jim Larrañaga, Head Coach

11/13	UT Rio Grande Valley	W	86-59
11/16	Louisiana	W	93-77
11/19	vs. Mississippi State !	W	105-79
11/20	vs. No. 16 Utah !	W	90-66
11/22	vs. No. 22/20 Butler !	W	85-75
11/27	[15/19] Northeastern	L	77-78
12/1	[21] at Nebraska \$	W	77-72 OT
12/5	[21] Charlotte	W	88-60
12/8	[17/20] RV Florida	W	66-55
12/19	[15/19] Co. of Charleston	W	85-63
12/22	[13/16] at La Salle	W	95-49
12/29	[13/15] Princeton	W	76-64
1/2	[13/15] Syracuse *	W	64-51
1/9	[12/11] Florida State *	W	72-59
1/12	[8/9] at#13/11 Virginia *	L	58-66
1/16	[8/9] at Clemson *	L	65-76
1/20	[15/14] at Boston College *W		67-53
1/23	[15/14] Wake Forest *	W	77-63
1/25	[15/13] No. 24/20 Duke *	W	80-69
1/30	[15/13] at RV NC State *	L	69-85
2/3	[17/15] RV Notre Dame *	W	79-70
2/7	[17/15] at Georgia Tech *	W	75-68
2/9	[12/11] -/RV Pittsburgh *	W	65-63
2/14	[12/11] at Florida State *	W	67-65
2/17	[11/10] Virginia Tech *	W	65-49
2/20	[11/10] at No. 5/4 UNC *	L	71-96
2/22	[12/11] No. 3 Virginia *	W	64-61
2/27	[12/11] No. 11/- Louisville *W		73-65
3/2	[7] at RV Notre Dame *	W	68-50
3/5	[7] at Virginia Tech *	L	62-77
3/10	[11] Virginia Tech ^	W	88-82
3/11	[11] No. 3 Virginia ^	L	68-73
3/17	#3 UM vs. #14 Buffalo \$	W	79-72
3/19	#3 vs. #11 Wichita State \$	W	65-57
3/24	#3 vs. #2 Villanova \$		

! Puerto Rico Tip-Off, San Juan, Puerto Rico  
 \$ ACC/Big Ten Challenge | \* ACC Game  
 ^ ACC Tournament, Washington, D.C.  
 § NCAA Tournament, Providence, R.I., Louisville, Ky.

NO.	PLAYER	POS.	YR.
	Ja'Quan Newton	G	SO
	Rashad Muhammad	G	JR
	Anthony Lawrence, Jr.	F	FR
	Davon Reed	G	JR
	Sheldon McClellan	G	RSR
	James Palmer	G	SO
	Angel Rodriguez	G	RSR
	Ebuka Izundu	C	FR
	Mike Robinson	G	FR
	Kamari Murphy	F	RJR
	Tonye Jekiri	C	SR
	Ivan Cruz Uceda	F	SR
	Chris Stowell	F	SO



1998 (No. 11 seed — South Region) vs. No. 6 UCLA, Atlanta, Ga.

**VISITORS: Miami Hurricanes**

No.	NAME	FG	3FG	FT	O-D-T	PF	TP	A	TO	B	S	MIN	
30	Jennings, Vernon	f	0-8	0-0	1-2	2-1-3	3	1	7	4	0	2	30
40	James, Tim	f	6-9	0-0	0-1	3-3-6	5	12	0	5	1	1	23
51	Bland, Mario	c	6-8	0-0	6-10	6-2-8	5	18	0	1	0	1	36
10	Norris, Kevin	g	4-8	4-7	2-2	1-5-6	3	14	3	7	0	4	37
13	Frazier, Steve	g	0-3	0-2	0-0	1-1-2	1	0	0	3	0	1	15
03	Byars-Dawson, Mike	g	0-2	0-0	0-0	1-0-1	1	0	0	0	0	0	4
11	Schlie, Jerry	g	0-0	0-0	0-0	0-0-0	0	0	0	0	0	0	1
20	Wiseman, Charles	g	0-1	0-1	0-0	0-0-0	0	0	0	0	0	0	1
31	Hemsley, Johnny	g	5-17	2-7	1-3	4-7-11	4	13	2	3	0	3	33
34	Wimbley, Dwayne	g	0-1	0-0	0-1	1-1-2	0	0	0	1	0	0	4
44	Tyler, Elton	g	2-4	0-0	0-0	1-2-3	2	4	1	0	1	0	16
TEAM					2-0-2								
TOTAL			23-61	6-17	10-19	22-22-44	24	62	13	24	2	12	200

TOTAL FG% 1st Half: 11-33 (.333) 2nd Half: 12-28 (.429) Game: .377 DEADBALL  
 3-Pt. FG% 1st Half: 3-9 (.333) 2nd Half: 3-8 (.375) Game: .353 REBOUNDS  
 Free Throw % 1st Half: 7-13 (.538) 2nd Half: 3-6 (.500) Game: .526 0.4

**HOME TEAM: UCLA**

No.	NAME	FG	3FG	FT	O-D-T	PF	TP	A	TO	B	S	MIN	
52	Henderson, J.R.	f	11-17	0-1	4-9	2-4-6	2	26	0	3	1	3	37
54	Johnson, Kris	f	1-6	1-3	0-0	1-2-3	5	3	1	0	0	2	24
05	Davis, Baron	g	6-11	1-5	0-0	1-2-3	4	13	2	5	0	3	35
12	Bailey, Toby	g	6-13	2-4	7-9	3-8-11	3	21	7	4	1	4	39
25	Watson, Earl	g	0-3	0-2	2-5	0-2-2	1	2	2	3	1	1	35
13	Reed, Travis	g	0-0	0-0	0-2	0-0-0	1	0	0	0	1	0	6
20	Lloyd, Brandon	g	0-0	0-0	0-0	0-1-1	0	0	0	1	0	0	4
22	Hines, Rico	g	0-2	0-1	0-0	0-2-2	2	0	1	0	0	0	20
TEAM					1-3-4								
TOTAL			24-52	4-16	13-25	8-24-32	18	65	14	15	4	13	200

TOTAL FG% 1st Half: 13-32 (.406) 2nd Half: 11-20 (.550) Game: .462 DEADBALL  
 3-Pt. FG% 1st Half: 2-9 (.222) 2nd Half: 2-7 (.286) Game: .250 REBOUNDS  
 Free Throw % 1st Half: 4-10 (.400) 2nd Half: 9-15 (.600) Game: .520 6.1

OFFICIALS: Tom Rucker, Tony Greene, Ronald Zetcher  
 TECHNICAL FOULS: None  
 ATTENDANCE: 17,818

PERIOD	1st	2nd	TOTAL
Miami Hurricanes	32	30	62
UCLA	32	33	65

1999 (No. 2 seed — East Region) vs. No. 15 Lafayette, Boston, Mass.

**VISITORS: Lafayette**

No.	Player	FG	3-pt	ft-fts	rebounds	pf	tp	a	to	blk	s	min	
10	Harris, Ross	f	2-3	0-1	2-2	0-4-4	2	6	1	1	0	0	20
40	Cole, Ted	f	0-2	0-2	1-4	0-1-1	3	1	1	1	0	0	27
54	Bar, Frank	c	2-4	0-0	0-0	0-1-1	4	4	0	1	0	0	12
14	Bieg, Tim	g	3-9	3-7	0-0	0-3-3	1	9	3	4	0	2	27
22	Ehlers, Brian	g	4-11	1-3	5-6	0-1-1	1	14	0	2	0	2	32
04	Homer, Mike	g	0-2	0-1	0-0	0-0-0	0	0	0	0	0	0	4
15	Burks, Brian	g	1-3	0-1	0-0	0-0-0	1	2	4	1	0	1	11
20	Guy, Reggie	g	2-6	0-0	1-4	0-2-2	0	5	0	2	0	3	14
22	Whitfield, Tyson	g	1-8	1-5	0-2	2-2-4	0	3	0	1	0	0	21
23	Klaus, Dave	g	3-8	2-5	0-0	2-2-4	3	8	0	2	2	3	23
24	Maurer, Andrew	g	0-0	0-0	0-0	0-1-1	0	0	0	0	0	0	1
30	Kubacka, Michael	g	0-1	0-0	0-0	0-1-1	0	0	0	0	0	0	3
33	Butler, General	g	0-1	0-1	0-0	1-0-1	0	0	1	0	0	1	3
34	Abis, Nash	g	0-1	0-0	0-0	0-1-1	0	0	0	1	0	0	1
44	Warrington, Rob	g	1-1	0-0	0-0	1-1-2	0	2	0	0	0	0	1
TEAM					6-2-8								
TOTALS			19-60	7-26	9-18	12-22-34	15	54	10	17	2	12	200

TOTAL FG% 1st Half: 10-28 (.357) 2nd Half: 9-32 (.281) Game: .317 DEADBALL  
 3-Pt. FG% 1st Half: 5-14 (.357) 2nd Half: 2-12 (.167) Game: .269 REBOUNDS  
 Free Throw % 1st Half: 4-8 (.500) 2nd Half: 5-10 (.500) Game: .500 4

**HOME TEAM: Miami Hurricanes**

No.	Player	FG	3-pt	ft-fts	rebounds	pf	tp	a	to	blk	s	min	
31	Hemsley, Johnny	f	10-15	0-12	2-2	1-2-3	1	31	2	3	1	4	34
40	James, Tim	f	4-8	0-0	1-5	1-6-7	0	0	0	1	2	1	25
05	Davis, Baron	c	2-6	0-0	1-2	2-3-5	4	3	6	0	1	1	19
13	John Salmons	g	2-6	0-1	0-0	2-4-7	2	4	1	2	3	24	
30	Jennings, Vernon	g	0-5	0-2	2-2	0-7-7	1	2	6	3	0	0	29
04	Simmons, Michael	g	0-0	0-0	0-0	0-0-0	0	0	3	2	0	0	12
11	Schlie, Jerry	g	1-2	1-1	1-2	0-0-0	0	4	0	0	0	0	1
13	Coelho, Joao Paulo	g	0-1	0-0	0-0	0-0-0	0	0	0	0	0	0	3
34	Wimbley, Dwayne	g	2-2	0-0	1-2	1-2-3	3	5	1	6	2	0	16
42	Houston, Kevin	g	4-5	0-0	2-3	2-3-5	1	10	1	1	0	0	16
44	Tyler, Elton	g	2-6	0-0	1-2	2-3-5	3	5	1	1	1	1	18
TEAM					1-4-5								
TOTALS			27-56	10-16	11-20	13-34-47	15	75	20	23	9	10	200

TOTAL FG% 1st Half: 12-29 (.414) 2nd Half: 15-27 (.556) Game: .492 DEADBALL  
 3-Pt. FG% 1st Half: 5-9 (.556) 2nd Half: 5-7 (.714) Game: .625 REBOUNDS  
 Free Throw % 1st Half: 5-9 (.556) 2nd Half: 6-11 (.545) Game: .550 3

Officials: Eugene Crawford, Jr., David Hall, James Armstrong  
 Technical fouls: Lafayette-Bench 0-1 (2nd).  
 Attendance: 18,908

Score by Periods	1st	2nd	Total
Lafayette	29	25	54
Miami Hurricanes	34	41	75

1999 (No. 2 seed — East Region) vs. No. 10 Purdue, Boston, Mass.

**VISITORS: Purdue**

No.	Player	FG	3-pt	ft-fts	rebounds	pf	tp	a	to	blk	s	min	
22	Cornell, Jaraan	f	2-7	0-5	0-0	0-1-1	3	4	1	2	0	0	22
35	Cardinal, Brian	f	5-7	4-5	6-8	0-6-6	3	20	2	1	2	4	32
32	McQuay, Greg	c	6-8	0-0	2-3	0-6-6	0	14	3	5	1	0	32
15	Eldridge, Alan	g	2-6	1-2	7-10	0-1-1	1	12	2	4	0	0	38
20	Mayfield, Tony	g	1-3	0-1	2-4	0-2-2	2	4	7	4	0	2	36
11	Kerkhof, Chad	g	0-0	0-0	0-0	0-1-1	0	0	0	1	0	1	4
21	Stephens, Cameron	g	3-4	0-0	1-4	2-3-5	0	7	1	1	0	0	15
23	Robinson, Mike	g	3-3	0-0	4-6	0-3-3	3	10	1	0	2	2	17
31	Smith, Rodney	g	0-0	0-0	2-2	0-1-1	1	2	1	1	0	0	4
TEAM					1-2-3								
TOTALS			22-38	5-13	24-37	3-26-29	13	73	18	20	5	9	200

TOTAL FG% 1st Half: 12-22 (.545) 2nd Half: 10-16 (.625) Game: .579 DEADBALL  
 3-Pt. FG% 1st Half: 4-10 (.400) 2nd Half: 1-3 (.333) Game: .385 REBOUNDS  
 Free Throw % 1st Half: 4-5 (.800) 2nd Half: 20-32 (.625) Game: .649 8

**HOME TEAM: Miami Hurricanes**

No.	Player	FG	3-pt	ft-fts	rebounds	pf	tp	a	to	blk	s	min	
31	Hemsley, Johnny	f	5-13	0-2	3-4	3-4-7	4	13	1	2	0	1	36
40	James, Tim	f	7-21	0-3	5-7	5-3-8	4	19	0	4	2	0	34
51	Bland, Mario	c	5-13	1-1	3-3	6-5-11	5	14	1	3	0	1	32
05	John Salmons	g	5-11	0-5	1-1	2-2-4	3	11	4	3	1	2	28
30	Jennings, Vernon	g	2-9	0-3	0-0	1-2-3	4	4	3	2	0	3	30
04	Simmons, Michael	g	0-2	0-0	0-0	0-0-0	1	0	1	1	0	0	10
13	Coelho, Joao Paulo	g	0-0	0-0	0-0	0-0-0	0	0	0	0	0	0	2
34	Wimbley, Dwayne	g	0-0	0-0	0-0	0-0-0	1	0	0	1	0	0	5
42	Houston, Kevin	g	0-5	0-0	0-0	3-0-3	1	0	1	2	0	1	15
44	Tyler, Elton	g	1-2	0-0	0-0	2-0-2	1	2	1	0	0	0	8
TEAM					5-2-7								
TOTAL			25-76	1-14	12-15	27-18-45	24	63	12	18	3	8	200

TOTAL FG% 1st Half: 6-33 (.182) 2nd Half: 19-43 (.442) Game: .329 DEADBALL  
 3-Pt. FG% 1st Half: 0-7 (.000) 2nd Half: 1-7 (.143) Game: .071 REBOUNDS  
 Free Throw % 1st Half: 5-7 (.714) 2nd Half: 7-8 (.875) Game: .800 1

Officials: Dick Cartmell, Edwin Edsall, Frank Bosone  
 Technical fouls: None  
 Attendance: 18,913

Score by Periods	1st	2nd	Total
Purdue	32	41	73
Miami Hurricanes	17	46	63

2000 (No. 6 seed — South Region) vs. No. 11 Arkansas, Nashville, Tenn.

**ARKANSAS (19-15)**

#	Player	FG	3-pt	ft-fts	rebounds	pf	tp	a	to	blk	s	min	
24	Johnson, Joe	f	4-16	1-6	4-6	3-2-5	2	13	3	1	0	1	36
41	Walker, Chris	f	0-3	0-1	0-0	0-3-3	1	0	1	2	0	0	17
31	Lane, Alonzo	c	2-3	0-0	1-1	0-2-2	3	5	0	1	4	0	28
21	Eddins, Blake	g	0-2	0-2	0-0	0-1-1	0	0	0	1	0	1	4
23	Gipson, Teddy	g	6-9	2-3	0-2	1-0-1	4	14	0	4	0	2	21
03	Tatum, Charles	g	3-5	3-5	0-0	0-0-0	0	9	1	1	0	0	6
05	Cleveland, T.J.	g	2-6	2-5	4-4	2-3-5	3	10	2	1	0	3	28
13	Dean, Brandon	g	2-7	0-1	2-2	1-0-1	5	6	1	2	0	1	19
20	Davis, Brandon	g	1-3	0-2	3-4	2-0-2	1	5	1	0	1	0	13
33	Gomez, Dionisio	g	1-1	1-1	0-0	2-1-3	1	3	1	0	1	0	9
43	Baker, Carl	g	3-4	0-0	0-2	1-2-3	2	6	0	1	0	1	13
50	Satchell, Larry	g	0										



2000 (No. 6 seed — South Region) vs. No. 3 Ohio State, Nashville, Tenn.

2000 (No. 6 seed — South Region) vs. No. 11 Arkansas, Austin, Texas

MIAMI HURRICANES (23-10)

TULSA (32-4)

#	Player	fg	fga	3-pt	3-pt a	ft	fta	rebounds	pf	tp	a	to	blk	s	min
25	Tyler, Elton	f	7-13	0-0	6-6	2-7	9	4	20	1	1	0	1	33	
45	Salmons, John	f	3-5	1-2	6-6	1-3	4	2	13	5	2	1	0	39	
51	Bland, Mario	c	3-6	0-0	1-2	3-8	11	4	7	6	2	1	0	24	
30	Jennings, Vernon	g	1-4	0-2	2-3	0-6	6	3	4	6	5	0	3	40	
31	Hemsley, Johnny	g	9-16	4-9	2-2	2-1	3	24	1	7	0	0	0	40	
00	Hurd, Leroy	g	0-0	0-0	0-0	0-0	0	0	0	0	1	0	0	1	
33	Jones, James	g	2-4	1-1	0-0	0-2	2	5	0	1	0	1	1	14	
34	Wimbley, Dwayne	g	1-3	0-0	0-0	1-3	1	2	0	2	0	0	0	9	
Team					2-2										
TOTALS			26-61	6-14	17-19	9-32	41	19	75	19	21	2	5	200	
TOTAL FG%			1st Half: 14-29 (.483)		2nd Half: 12-22 (.545)		Game: 510		DEADBALL						
3-Pt. FG%			1st Half: 4-10 (.400)		2nd Half: 2-4 (.500)		Game: 429		REBOUNDS						
F Throw %			1st Half: 4-5 (.800)		2nd Half: 13-14 (.929)		Game: .895		1						

#	Player	fg	fga	3-pt	3-pt a	ft	fta	rebounds	pf	tp	a	to	blk	s	min
11	Coley, Eric	f	7-11	0-1	3-4	3-9	0	17	2	1	3	4	34		
13	Kurtz, Brandon	c	5-8	0-0	7-12	3-7	10	3	17	3	3	0	3	33	
10	Harrington, Greg	g	4-6	2-3	4-6	2-2	4	14	0	4	0	0	27		
31	Hilli, Tony	g	4-9	0-2	5-7	3-2	3	13	5	1	0	1	30		
32	Heard, Tony	g	3-9	2-7	3-4	0-3	4	11	2	6	0	0	31		
12	Swanson, Dante	g	1-6	0-3	0-0	0-1	0	2	0	0	0	0	1	18	
33	Shelton, David	g	2-6	0-1	2-4	2-1	4	6	0	0	0	1	19		
34	Johnson, Kevin	g	0-0	0-0	0-0	0-0	0	0	0	0	0	0	4		
55	McDaniel, DeAngelo	g	0-1	0-0	0-0	1-2	1	0	0	0	0	0	4		
Team					1-3										
TOTALS			26-56	4-17	24-37	15-26	41	19	80	12	15	3	10	200	
TOTAL FG%			1st Half: 12-31 (.387)		2nd Half: 14-25 (.560)		Game: .464		DEADBALL						
3-Pt. FG%			1st Half: 4-12 (.333)		2nd Half: 0-5 (.000)		Game: .235		REBOUNDS						
F Throw %			1st Half: 3-7 (.429)		2nd Half: 21-30 (.700)		Game: .649		3						

OHIO STATE (23-7)

MIAMI HURRICANES (23-11)

#	Player	fg	fga	3-pt	3-pt a	ft	fta	rebounds	pf	tp	a	to	blk	s	min
22	Redd, Michael	f	5-14	1-4	2-4	1-4	5	13	2	2	0	2	32		
40	Reese, George	f	3-9	0-0	5-7	1-2	3	11	1	1	0	0	26		
32	Johnson, Ken	c	3-4	0-0	3-3	0-1	4	9	0	0	4	2	35		
12	Penn, Scoonie	g	7-17	2-9	3-4	0-6	4	19	2	3	0	4	40		
13	Brown, Brian	g	2-9	1-4	4-6	4-5	2	9	3	3	0	0	38		
04	Darby, Brent	g	0-1	0-0	0-0	0-0	0	0	0	0	0	1	3		
10	Robinson, Doylan	g	0-0	0-0	0-0	0-0	1	0	0	0	0	0	1		
21	Savovic, Boban	g	0-0	0-1	0-0	0-0	0	0	0	2	0	0	7		
34	Ocoke, Boban	g	0-0	0-0	1-2	0-1	2	1	1	0	0	0	14		
43	Dudley, Will	g	0-0	0-0	0-0	1-1	0	0	0	0	0	0	4		
Team					2-2										
TOTALS			20-56	4-18	18-26	9-17	26	21	62	9	11	4	9	200	
TOTAL FG%			1st Half: 10-27 (.370)		2nd Half: 10-29 (.345)		Game: .357		DEADBALL						
3-Pt. FG%			1st Half: 2-8 (.250)		2nd Half: 2-10 (.200)		Game: .222		REBOUNDS						
F Throw %			1st Half: 9-13 (.692)		2nd Half: 9-13 (.692)		Game: .692		3						

#	Player	fg	fga	3-pt	3-pt a	ft	fta	rebounds	pf	tp	a	to	blk	s	min
25	Tyler, Elton	f	0-6	0-0	0-0	1-1	2	4	0	0	3	0	2	18	
45	Salmons, John	f	4-8	1-1	1-2	3-2	2	10	2	3	0	1	35		
51	Bland, Mario	c	5-15	1-2	6-8	3-6	4	17	0	1	0	0	31		
30	Jennings, Vernon	g	5-8	2-3	5-6	1-3	4	17	7	4	0	3	37		
31	Hemsley, Johnny	g	4-10	3-7	2-2	1-3	5	13	0	3	0	0	34		
00	Hurd, Leroy	g	2-3	1-2	0-1	0-4	2	5	0	3	0	1	17		
13	Coelho, Joao Paulo	g	0-0	0-0	0-1	1-1	1	0	0	0	0	0	2		
20	El-Bassiouni, Tarik	g	0-0	0-0	0-0	0-0	1	0	0	0	0	0	1		
33	Jones, James	g	2-2	2-2	0-0	0-2	1	6	1	2	1	1	10		
34	Wimbley, Dwayne	g	1-5	0-0	1-2	1-2	2	3	0	1	1	0	15		
Team					2-1										
TOTALS			23-57	10-17	15-21	12-25	26	71	10	20	2	8	200		
TOTAL FG%			1st Half: 8-19 (.421)		2nd Half: 15-38 (.395)		Game: .404		DEADBALL						
3-Pt. FG%			1st Half: 4-5 (.800)		2nd Half: 6-12 (.500)		Game: .588		REBOUNDS						
F Throw %			1st Half: 3-7 (.429)		2nd Half: 10-15 (.667)		Game: .714		2						

Officials: Joseph Silvester, David Hall, Tom Wood  
 Technical fouls: None  
 Attendance: 17297

Officials: Gerald Boudreaux, Edwin Edsall, Mike Sanzere  
 Technical fouls: None  
 Attendance: 16000

Score by Periods

1st	2nd	Total	
Miami Hurricanes	36	39	75
Ohio State	31	31	62

Score by Periods

1st	2nd	Total	
Tulsa	31	49	80
Miami Hurricanes	25	46	71

2002 (No. 5 seed — West Region) vs. No. 12 Missouri, Albuquerque, N.M.

2008 (No. 7 seed — South Region) vs. No. 10 St. Mary's, Little Rock, Ark.

MISSOURI (22-11)

Saint Mary's 64 - 25-7

#	Player	fg	fga	3-pt	3-pt a	ft	fta	rebounds	pf	tp	a	to	blk	s	min
05	BRYANT, Travon	f	4-6	0-0	2-3	4-7	11	4	10	2	1	0	2	21	
23	PAULDING, Rickey	f	4-8	2-2	6-6	2-4	6	16	1	1	0	0	32		
50	JOHNSON, Arthur	c	5-10	0-0	2-4	3-3	6	12	1	2	1	0	28		
04	GILBERT, Clarence	g	4-16	2-6	10-11	1-2	1	20	2	2	0	1	35		
21	RUSH, Kareem	g	4-12	1-6	6-6	1-4	5	15	7	2	1	1	28		
02	STOKES, Wesley	g	2-2	2-2	4-6	0-2	3	10	1	3	0	2	20		
12	GAGE, Justin	g	0-1	0-0	2-2	1-3	4	5	2	2	1	0	16		
15	KROENKE, Josh	g	0-1	0-1	0-0	0-1	0	0	1	0	0	0	8		
32	FERGUSON, Jeffrey	g	1-3	0-0	1-1	1-2	0	2	0	0	0	0	5		
33	ECHOLS, Najeeb	g	2-2	0-0	2-4	3-3	1	6	0	0	0	0	7		
TEAM					1-2										
Totals			26-61	7-17	34-43	17-31	48	24	93	17	12	2	7	200	

#	Player	Total		3-Ptr		Rebounds		PF	TP	A	TO	Blk	Stl	Min	
		FG-FGA	FG-FGA	FT-FTA	Off	Def	Tot								
04	O'LEARY, Ian	* 1-6	0-1	2-4	4	2	6	0	4	2	1	0	0	28	
13	MILLS, Patrick	* 8-21	6-14	2-2	1	1	2	3	24	5	2	0	1	40	
20	SIMPSON, Diamon	* 3-10	0-2	1-4	2	10	12	4	7	2	5	3	0	35	
24	GOLDEN, Todd	* 2-4	2-4	2-4	0	2	2	2	8	1	1	0	0	28	
50	SAMHAN, Omar	* 3-5	0-0	2-4	1	4	5	4	8	2	1	1	1	27	
03	HUGHES, Carlin	3-5	0-1	0-0	0	0	0	3	6	0	2	0	1	11	
05	SMITH, Yusef	1-3	0-0	2-3	1	1	2	3	4	0	1	0	0	17	
23	SMITH, Tron	1-4	0-0	1-2	0	1	1	1	3	2	1	0	0	11	
32	McCONNELL, Mickey	0-1	0-1	0-0	0	0	0	0	0	1	0	0	0	3	
Team					1-2										
Totals			22-59	8-23	12-23	10	23	33	20	64	15	14	4	3	200

TOTAL FG% 1st Half: 14-33 (42.4%) 2nd Half: 12-28 (42.9%) Game: 42.6% DEADBALL

3-Pt. FG% 1st Half: 2-6 (33.3%) 2nd Half: 5-11 (45.5%) Game: 41.2% REBOUNDS

F Throw % 1st Half: 8-9 (88.9%) 2nd Half: 26-34 (76.5%) Game: 79.1% 5

FG % 1st Half: 11-27 40.7% 2nd half: 11-32 34.4% Game: 22-59 37.3% Deadball

3FG % 1st Half: 5-11 45.5% 2nd half: 3-12 25.0% Game: 8-23 34.8% Rebounds

FT % 1st Half: 5-9 55.6% 2nd half: 7-14 50.0% Game: 12-23 52.2% 2.2

MIAMI HURRICANES (24-8)

Miami 78 - 23-10

#	Player	fg	fga	3-pt	3-pt a	ft	fta	rebounds	pf	tp	a	to	blk	s	min
21	RICE, Darius	f	3-15	1-5											

2008 (No. 7 seed — South Region) vs. No. 2 Texas, Little Rock, Ark.

Miami 72 • 23-11

#	Player	Total			3-Ptr			Rebounds			PF	TP	A	TO	Blk	Stl	Min
		FG-FGA	FG-FGA	FT-FTA	FG-FGA	FG-FGA	FT-FTA	Off	Def	Tot							
01	Lance Hurdle	* 3-12	0-1	5-6	0	1	1	2	11	1	0	0	0	0	0	30	
21	Dwayne Collins	* 1-3	0-0	4-6	3	2	5	0	6	1	0	0	0	0	15		
23	James Dews	* 3-7	2-6	0-0	0	3	3	2	8	3	2	0	2	0	36		
33	Jack McClinton	* 5-14	4-10	4-4	0	3	3	4	18	0	1	0	0	0	37		
50	Anthony King	* 4-6	0-0	0-0	2	4	6	3	8	2	1	0	1	0	27		
00	Jimmy Graham	1-3	0-0	4-4	0	3	3	4	6	0	3	3	1	0	20		
05	Eddie Rios	1-2	1-2	0-0	0	1	1	1	3	3	0	0	0	0	10		
32	Brian Asbury	0-2	0-0	2-2	0	1	1	0	2	0	1	0	0	0	7		
42	Raymond Hicks	4-6	2-3	0-0	0	4	4	3	10	0	1	0	0	0	18		
	Team				3	0	3										
	Totals	22-55	9-22	19-22	8	22	30	19	72	10	9	3	4	200			

FG % 1st Half: 11-31 35.5% 2nd half: 11-24 45.8% Game: 22-55 40.0% Deadball Rebounds 0.3  
 3FG % 1st Half: 3-11 27.3% 2nd half: 6-11 54.5% Game: 9-22 40.9%  
 FT % 1st Half: 7-8 87.5% 2nd half: 12-14 85.7% Game: 19-22 86.4%

Texas 75 • 30-6

#	Player	Total			3-Ptr			Rebounds			PF	TP	A	TO	Blk	Stl	Min
		FG-FGA	FG-FGA	FT-FTA	FG-FGA	FG-FGA	FT-FTA	Off	Def	Tot							
03	Abrams, A.J.	* 7-13	6-10	6-6	0	4	4	0	26	1	1	0	0	0	40		
05	James, Damion	* 6-12	3-5	1-4	4	12	16	3	16	1	3	3	0	0	38		
14	Augustin, D.J.	* 4-14	1-5	3-5	1	2	3	3	12	8	3	0	3	0	40		
24	Mason, Justin	* 1-1	1-1	1-4	1	1	2	4	6	1	1	0	0	0	28		
32	Atchley, Connor	* 6-11	2-5	1-2	3	2	5	4	15	1	2	3	0	0	33		
01	Johnson, Gary	0-1	0-0	0-0	0	0	0	2	0	0	0	0	0	0	6		
15	Wangmene, Alexis	0-2	0-0	0-0	2	1	3	1	0	0	1	0	0	0	7		
34	Pittman, Dexter	1-3	0-0	0-0	4	2	6	2	2	0	2	0	0	0	8		
	Team		1	1	2												
	Totals	25-57	13-26	12-21	16	25	41	19	75	17	13	7	3	200			

FG % 1st Half: 17-34 50.0% 2nd half: 8-23 34.8% Game: 25-57 43.9% Deadball Rebounds 2.3  
 3FG % 1st Half: 9-16 56.3% 2nd half: 6-11 54.5% Game: 13-26 50.0%  
 FT % 1st Half: 0-0 0.0% 2nd half: 12-21 57.1% Game: 12-21 57.1%

Officials: Mike Kitts, Joe Lindsey, Patrick Adams  
 Technical fouls: Miami-None. Texas-None.  
 Attendance: 16060  
 NCAA Tournament Second Round

Score by periods	1st	2nd	Total
Miami	32	40	72
Texas	43	32	75

	Points	In Paint	Off T/O	2nd Chance	Fast Break	Bench
UM	14	10	12	2	2	21
UT	18	16	14	0	2	2

Last FG - UM 2nd-00:02, UT 2nd-04:15.  
 Largest lead - UM by 2 1st-19:47, UT by 17 2nd-10:53.

Score tied - 2 times.  
 Lead changed - 3 times.

2013 (No. 2 seed — East Region) vs. No. 15 Pacific, Austin, Texas

Pacific 49 • 22-13

#	Player	Total			3-Ptr			Rebounds			PF	TP	A	TO	Blk	Stl	Min
		FG-FGA	FG-FGA	FT-FTA	FG-FGA	FG-FGA	FT-FTA	Off	Def	Tot							
02	Beatty, Colin	f 0-3	0-1	0-0	0	4	4	3	0	3	0	0	0	0	0	23	
24	Fulton, Travis	f 6-12	6-10	0-0	2	3	5	0	18	0	2	0	0	0	25		
13	Kelley, Khalil	c 5-8	0-0	1-3	4	5	9	3	11	0	1	0	0	0	21		
03	Taku, Sama	g 0-6	0-2	1-2	1	1	2	0	1	0	3	0	0	0	20		
11	McCloud, Lorenzo	g 2-8	0-2	0-0	0	0	0	2	4	2	4	2	0	0	29		
01	Harris, Trevin	0-0	0-0	0-1	0	1	1	0	1	0	1	0	0	0	4		
05	Llewellyn, Spencer	0-1	0-0	0-0	0	0	0	0	0	0	0	0	0	0	3		
12	Bock, Andrew	0-0	0-0	0-0	0	0	0	0	0	0	0	0	0	0	4		
20	Rivera, Ross	2-3	0-0	1-2	0	1	1	1	5	1	1	0	0	0	15		
21	De Souza, Rodrigo	0-2	0-2	0-0	1	1	2	3	0	0	3	0	0	0	17		
25	Duran, Markus	3-6	3-6	0-0	0	1	1	0	9	0	1	1	0	0	16		
22	Turner, Jordan	0-2	0-2	0-1	0	0	0	0	0	0	0	0	0	0	3		
33	Gill, Tony	0-2	0-1	1-2	0	1	1	3	1	0	1	0	0	0	16		
42	Thomas, Tim	0-1	0-0	0-0	1	0	1	0	0	0	0	0	0	0	4		
	Team				1	0	1										
	Totals	18-54	9-26	4-11	10	18	28	16	49	9	14	1	2	200			

FG % 1st Half: 7-24 29.2% 2nd half: 11-30 36.7% Game: 18-54 33.3% Deadball Rebounds 2.2  
 3FG % 1st Half: 2-9 22.2% 2nd half: 7-17 41.2% Game: 9-26 34.6%  
 FT % 1st Half: 3-6 50.0% 2nd half: 1-5 20.0% Game: 4-11 36.4%

University of Miami 78 • 28-6

#	Player	Total			3-Ptr			Rebounds			PF	TP	A	TO	Blk	Stl	Min
		FG-FGA	FG-FGA	FT-FTA	FG-FGA	FG-FGA	FT-FTA	Off	Def	Tot							
35	Kenny Kadji	f 2-7	1-3	1-2	2	1	3	0	6	1	1	1	1	1	19		
45	Julian Gamble	f 2-3	0-0	1-2	1	2	3	1	5	0	1	1	0	0	15		
00	Shane Larkin	g 2-8	1-4	5-5	0	3	3	1	10	9	2	0	3	29			
01	Durand Scott	g 6-10	5-8	4-4	2	1	3	3	21	1	1	0	0	28			
04	Trey McKinney Jones	g 2-6	2-4	2-2	0	8	8	1	8	0	0	0	0	0	33		
03	Steve Sorenson	0-0	0-0	0-0	0	0	0	0	0	0	0	0	0	0	1		
10	Raphael Akpejori	0-0	0-0	0-0	0	2	2	1	0	0	1	0	0	0	4		
12	Justin Heller	0-0	0-0	0-0	0	0	0	0	0	0	0	0	0	0	1		
15	Rion Brown	3-6	3-3	0-0	1	1	2	3	9	0	1	0	1	0	24		
21	Erik Swoope	2-2	0-0	2-2	0	0	0	0	6	0	0	0	0	0	6		
23	Tonye Jekiri	3-5	0-0	0-0	1	4	5	1	6	0	0	2	0	0	16		
42	Reggie Johnson	2-5	0-0	3-4	3	7	10	3	7	1	4	0	1	0	24		
	Team				0	2	2										
	Totals	24-52	12-22	18-21	10	31	41	14	78	12	11	4	7	200			

FG % 1st Half: 12-28 42.9% 2nd half: 12-24 50.0% Game: 24-52 46.2% Deadball Rebounds 1  
 3FG % 1st Half: 5-11 45.5% 2nd half: 7-11 63.6% Game: 12-22 54.5%  
 FT % 1st Half: 11-13 84.6% 2nd half: 7-8 87.5% Game: 18-21 85.7%

Officials: Antinio Perry, Kelly Self, Byron Jarrett  
 Technical fouls: Pacific-None. University of Miami-None.  
 Attendance: 13784  
 Second Round Games (Session 1 - East Regional)

Score by periods	1st	2nd	Total
Pacific	19	30	49
University of Miami	40	38	78

	Points	In Paint	Off T/O	2nd Chance	Fast Break	Bench
PACIFIC	12	8	5	0	15	28
UM	22	13	12	0	0	28

Last FG - PACIFIC 2nd-03:22, UM 2nd-00:28.  
 Largest lead - PACIFIC by 2 1st-18:13, UM by 31 2nd-06:51.  
 PACIFIC led for 01:44, UM led for 36:21. Game was tied for 01:50.

Score tied - 1 time.  
 Lead changed - 1 time.

2013 (No. 2 seed — East Region) vs. No. 7 Illinois, Austin, Texas

Illinois 59 • 23-13

#	Player	Total			3-Ptr			Rebounds			PF	TP	A	TO	Blk	Stl	Min
		FG-FGA	FG-FGA	FT-FTA	FG-FGA	FG-FGA	FT-FTA	Off	Def	Tot							
00	McLaurin, Sam	f 0-2	0-0	0-0	2	3	5	1	0	0	4	2	0	0	20		
32	Egwu, Nnanna	c 5-9	0-0	2-2	7	5	12	0	12	0	0	1	0	0	31		
01	Richardson, D.J.	g 1-11	1-10	2-2	2	1	3	5	5	2	0	0	0	0	33		
03	Paul, Brandon	g 8-20	2-9	0-0	1	3	4	18	2	2	0	1	0	0	37		
13	Abrams, Tracy	g 3-10	0-2	2-3	1	2	3	2	8	2	1	0	0	0	29		
02	Bertrand, Joseph	2-3	0-0	0-0	1	1	2	2	4	0	0	0	0	0	21		
20	Henry, Myke	0-0	0-0	0-0	0	0	0	0	0	0	0	0	0	0	2		
42	Griffey, Tyler	4-6	4-6	0-0	1	6	7	3	12	1	1	0	0	0	27		
	Team				1	1	2										
	Totals	23-61	7-27	6-7	16	22	38	17	59	7	8	3	2	200			

FG % 1st Half: 11-28 39.3% 2nd half: 12-33 36.4% Game: 23-61 37.7% Deadball Rebounds 0  
 3FG % 1st Half: 4-10 40.0% 2nd half: 3-17 17.6% Game: 7-27 25.9%  
 FT % 1st Half: 0-0 0.0% 2nd half: 6-7 85.7% Game: 6-7 85.7%

University of Miami 63 • 29-6

#	Player	Total			3-Ptr			Rebounds			PF	TP	A	TO	Blk	Stl	Min
		FG-FGA	FG-FGA	FT-FTA	FG-FGA	FG-FGA	FT-FTA	Off	Def	Tot							
35	Kenny Kadji	f 4-11	0-1	2-6	1	7	8	3	10	0	0	0	0				













# ANTHONY LAWRENCE, JR.

Freshman | Guard | 6-7 | 210

3

St. Petersburg, Fla. | Lakewood Senior HS

- Can play multiple positions. Was point guard in high school and will play small forward at Miami.
- Athletic and can attack the basket with authority.
- Son of a high school coach.

• Favorites: Athlete: LeBron James. Sports Team: Cleveland Cavaliers. Video Game: 2K. Class at UM: Acting. Movie: Friday. TV Show: Martin. Musical Artist: Future. Place on campus: BUC.

### Prep

Led Lakewood Senior High School team to the Class 5A state championship game as a junior ... Scored 18 points in the championship game and totaled 25 rebounds in two state tournament games ... Averaged 20 points and 13 rebounds as a junior at Lakewood, and in sophomore campaign, averaged 21 points, eight rebounds and four steals ... Listed as a three-star recruit by ESPN.

### Personal

Born Sept. 6, 1996 in St. Petersburg, Fla. ... Son of Anthony Sr. and Zelia ... One sister, Taylor ... Majoring in sports administration ... Played AAU ball for Each 1 Teach 1 Elite ... Chose Miami over offers from USC, Clemson and Texas, among others ... Anthony's father, Anthony Lawrence Sr., was a two-year letterman at Miami from 1991-93. After college, he played overseas in Portugal, Mexico and the Dominican Republic ... Lawrence Jr.'s uncle, Patrick, also played at Miami from 1991-94.

### Lawrence, Jr. Season Highs

- Points**  
Season: 18, vs. Notre Dame, 2/3/16  
NCAA T: --
- Rebounds**  
Season: 7, at Nebraska, 12/1/15  
NCAA T: 2, vs. Wichita State, 3/19/16
- Assists**  
Season: 4, vs. Louisiana, 11/16/15  
NCAA T: --
- Steals**  
Season: 2 (4x) last vs. Charleston, 12/19/15  
NCAA T: 1, vs. Wichita State, 3/19/16
- Blocked Shots**  
Season: 2 (2x) last vs. Virginia Tech, 2/17/16  
NCAA T: 1 (2x) last vs. Wichita State, 3/19/16
- Field Goals**  
Season: 5 (2x) last vs. Notre Dame, 2/3/16  
NCAA T: --
- Field Goal Attempts**  
Season: 7 (2x) last at Nebraska, 12/1/15  
NCAA T: 2, vs. Wichita State, 3/19/16
- Free Throws**  
Season: 5, vs. Louisiana, 11/16/15  
NCAA T: --
- Free Throw Attempts**  
Season: 6, vs. Louisiana, 11/16/15  
NCAA T: --
- 3-Point Field Goals**  
Season: 4, vs. Notre Dame, 2/3/16  
NCAA T: --
- 3-Point Field Goal Attempts**  
Season: 4, vs. Notre Dame, 2/3/16  
NCAA T: 1, vs. Wichita State, 3/19/16
- Minutes**  
Season: 25, vs. Louisiana, 11/16/15  
NCAA T: 11, vs. Wichita State, 3/19/16

### LAWRENCE CAREER STATISTICS

Season	GP	GS	Min.	Avg.	FG	FGA	Pct.	3-PT FG	3-PT FGA	Pct.	FT	FTA	Pct.	Off.	Def.	Tot.	Avg.	PF	FO	Ast.	TO	Blk	Stl	Pts.	Avg.
2015-16	32	0	380	11.9	44	88	.500	17	40	.425	23	38	.605	28	34	62	1.9	39	0	27	13	11	15	128	4.0

LAWRENCE 2015-16		TOTAL							3-PTS			FREE THROWS			REBOUNDS				Scoring										
Opponent	Date	GS	Min	FG	FGA	Pct	3FG	3FGA	Pct	FT	FTA	Pct	Off	Def	Tot	Avg	PF	FO	A	TO	Blk	Stl	Pts	Avg					
UTRGV	11-13-15	6	0	1	.000	0	0	.000	1	2	.500	2	0	2	2.0	1	0	0	1	0	0	1	1.0						
LOUISIANA	11-16-15	25	3	6	.500	1	2	.500	5	6	.833	2	4	6	4.0	3	0	4	1	1	2	12	6.5						
vs Mississippi State	11-19-15	22	3	7	.429	0	2	.000	4	6	.667	2	2	4	4.0	3	0	2	0	0	2	10	7.7						
vs Utah	11-20-15	14	0	1	.000	0	1	.000	0	0	.000	0	0	0	3.0	2	0	2	0	0	0	0	5.8						
vs Butler	11-22-15	12	3	6	.500	1	3	.333	0	0	.000	0	1	1	2.6	1	0	1	0	0	2	7	6.0						
NORTHEASTERN	11-27-15	5	0	1	.000	0	0	.000	0	0	.000	1	0	1	2.3	1	0	0	0	0	0	0	5.0						
at Nebraska	12-01-15	14	5	7	.714	2	3	.667	1	1	1.000	2	5	7	3.0	1	0	0	0	0	0	13	6.1						
CHARLOTTE	12-05-15	15	4	5	.800	1	2	.500	0	0	.000	1	0	1	2.8	1	0	1	0	0	0	9	6.5						
FLORIDA	12-08-15	DNP - illness																											
CO. OF CHARLESTON	12-19-15	16	4	4	1.000	3	3	1.000	0	0	.000	0	2	2	2.7	4	0	1	1	0	2	11	7.0						
at La Salle	12-22-15	14	1	4	.250	0	2	.000	0	0	.000	1	1	2	2.6	1	0	3	0	0	0	2	6.5						
PRINCETON	12-29-15	10	0	1	.000	0	1	.000	0	0	.000	0	1	1	2.5	1	0	0	0	0	0	0	5.9						
SYRACUSE	01-02-16	5	0	1	.000	0	0	.000	1	2	.500	1	1	2	2.4	0	0	0	0	0	0	1	5.5						
FLORIDA STATE	01-09-16	6	0	2	.000	0	1	.000	0	0	.000	0	0	0	2.2	0	0	0	0	0	0	0	5.1						
at Virginia	01-12-16	8	0	0	.000	0	0	.000	0	2	.000	1	0	1	2.1	2	0	0	1	0	0	0	4.7						
at Clemson	01-16-16	12	1	1	1.000	0	0	.000	1	2	.500	0	1	1	2.1	0	0	0	0	0	1	3	4.6						
at Boston College	01-20-16	4	0	3	.000	0	1	.000	0	2	.000	0	0	0	1.9	0	0	1	0	0	1	0	4.3						
WAKE FOREST	01-23-16	1	0	1	.000	0	1	.000	0	0	.000	0	0	0	1.8	0	0	0	0	0	0	0	4.1						
DUKE	01-25-16	DNP																											
at NC State	01-30-16	3	0	0	.000	0	0	.000	0	0	.000	0	0	0	1.7	2	0	0	0	1	0	0	3.8						
NOTRE DAME	02-03-16	21	5	6	.833	4	4	1.000	4	5	.800	1	1	2	1.7	3	0	0	0	2	1	18	4.6						
at Georgia Tech	02-07-16	21	2	4	.500	0	2	.000	1	2	.500	2	1	3	1.8	2	0	3	0	1	0	5	4.6						
Pittsburgh	02-09-16	8	1	2	.500	0	1	.000	0	0	.000	0	1	1	1.8	1	0	0	2	0	0	2	4.5						
at Florida State	02-14-16	13	1	3	.333	1	1	1.000	0	0	.000	1	0	1	1.7	0	0	1	2	1	0	3	4.4						
VIRGINIA TECH	02-17-16	15	2	3	.667	1	1	1.000	0	0	.000	1	1	2	1.7	0	0	0	0	2	1	5	4.4						
at North Carolina	02-20-16	23	4	5	.800	2	3	.667	1	2	.500	3	1	4	1.8	0	0	2	0	1	0	11	4.7						
VIRGINIA	02-22-16	8	0	2	.000	0	1	.000	1	2	.500	3	0	3	1.9	1	0	2	1	0	1	1	4.6						
LOUISVILLE	02-27-16	14	1	2	.500	1	1	1.000	0	0	.000	0	2	2	1.9	0	0	1	0	0	0	3	4.5						
at Notre Dame	03-02-16	10	0	2	.000	0	2	.000	0	0	.000	0	1	1	1.9	1	0	2	0	0	1	0	4.3						
at Virginia Tech	03-05-16	9	1	1	1.000	0	0	.000	0	0	.000	2	2	4	1.9	2	0	0	1	0	0	2	4.3						
vs Virginia Tech	03-10-16	10	1	1	1.000	0	0	.000	2	2	1.000	0	2	2	1.9	1	0	1	1	0	0	4	4.2						
vs Virginia	03-11-16	16	2	3	.667	0	1	.000	1	2	.500	1	3	4	2.0	2	0	0	0	0	0	5	4.3						
vs Buffalo	03-17-16	9	0	1	.000	0	0	.000	0	0	.000	0	0	0	1.9	1	0	0	1	1	0	0	4.1						
vs Wichita State	03-19-16	11	0	2	.000	0	1	.000	0	0	.000	1	1	2	1.9	2	0	0	1	1	1	1	0	4.0					







# RASHAD MUHAMMAD

Junior | Guard | 6-6 | 160

1

Las Vegas, Nev. | San Jose State | Bishop Gorman HS

- Big time scorer with deep range.
- Using redshirt season at Miami to gain strength.
- From an athletic family: Brother is Minnesota Timberwolves player Shabazz Muhammad; Mother was PG and track star at Long Beach State; Father was PG for USC; Sister is professional tennis player; Uncle played in NFL; Aunt played basketball for Cal State Fullerton.

• Favorites: Food: Surf and turf. Athlete: Kobe Bryant. Professional teams: Lakers, Timberwolves, Raiders. Midnight snack: Cereal. Ice Cream: Chocolate. Cereal: Cinnamon Toast Crunch. Movie: More than a Game. TV Show: Fresh Prince of Bel Air. Musical Artist: Lil Wayne. Place on Campus: The gym.

### As a Junior at Miami (2015-16)

Will sit out the 2015-16 season after transferring from San Jose State in August, 2015.

### As a Sophomore at San Jose State (2014-15)

Led Spartans in scoring for second-straight season at 13.9 points per game ... Averaged 3.3 rebounds, 1.1 assists and 32.3 minutes over 27 games ... Scored in double-figures 21 times ... Led team in scoring in 15 games ... Five 20-point performances ... Season-high 27 points versus San Diego State (1/21) ... Season-high 10 rebounds to go along with 23 points at Wyoming (2/14) ... Splashed in 59 three-point baskets moving him into third all-time at San José State with 134 ... Multiple threes in 19 games ... Scored 26 points and matched a career-high for made threes in a game with six at Air Force (1/7) ... Third in the conference during Mountain West play at 2.5 made threes per game ... Career-high five assists versus Utah State (2/14) ... Shot free throws at 79.6 percent ... 20 points at UC Davis (12/3) ... 22 points versus Saint Katherine (12/9) ... Recorded two steals in three different games.

### As a Freshman at San Jose State (2013-14)

Played in all 31 games and started three - at Weber State and against Fresno State and Boise State ... One of first players off bench ... Averaged team-best 13.2 points per game and 2.9 rebounds per game ... Set Mountain West freshman record for three pointers made in season at 75 ... Second-highest single-season three-pointers made and fourth-high three-pointers attempted at San José State ... Scored in double figures in 22 games ... 408 points on the season ... 20+ points in five games ... Scored a season-high 28 points in three-overtime win against UC Davis and 28 points against Colorado State ... Hit season-best six three-pointers against UC Davis and at Utah State ... Added 23 points at Portland, 21 points at Houston and 20 at Utah State ... Led team in scoring in 16 games ... Attempted at least 10 shots in 20 games ... Made at least one three-pointer in 12 straight games and 28 of 31 games ... Made 75 of 190 three-point attempts ... Shot 81.3 percent from free throw line ... Grabbed seven rebounds against Pacific and six rebounds against Milwaukee and at Wyoming and Fresno State ... Dished out at least one assist in 17 games ... Three assists at New Mexico ... Two steals at Northern Illinois, against James Madison and at Utah State and Air Force.

### High School

Played at Bishop Gorman High School in Las Vegas ... Averaged 19 points senior year and led team to 29-3 record ... Team finished No. 15 in USA Today and ESPN polls ... Team won back-to-back Division I state championships ... Averaged 4.2 rebounds and 2.3 assists senior year.

### Personal

Born January 6, 1994, in Las Vegas ... Son of Faye Muhammad, former point guard and track star at Long Beach State, and Ronald Muhammad, former point guard for USC ... Younger brother of Shabazz Muhammad, former UCLA player who is currently with Minnesota Timberwolves ... Sister, Asia, is a professional tennis player ... Uncle, Stephone Paige, played nine seasons in the NFL ... Aunt, Robin Paige, was four-year starter for Cal State Fullerton ... Majoring in sociology.

2013-14				2014-15			
Opposition	P	R	A	Opposition	P	R	A
at Santa Clara	15	2	1	Bethesda	17	3	2
vs. Milwaukee	17	6	0	Portland	5	2	2
at Northern Illinois	11	3	1	Pepperdine	9	2	2
vs. James Madison	18	3	1	at Cal State Fullerton	11	2	0
at Pepperdine	14	1	2	vs. Washington	15	2	0
Cal State Fullerton	17	4	2	vs. Western Michigan	7	2	0
at Portland	23	3	0	vs. Princeton	0	0	0
at Weber State	17	1	1	at UC Davis	20	1	1
at Houston	21	1	0	Santa Clara	15	1	0
UC Davis	28	3	0	Saint Katherine	22	6	2
Westminster	8	2	0	Wyoming	13	5	2
Pacifica	19	7	0	at Air Force	26	4	0
Nevada	5	1	1	at UNLV	3	2	0
at Utah State	20	2	1	Fresno State	16	3	0
Colorado State	28	5	0	Colorado State	12	3	1
New Mexico	16	3	1	at Boise State	13	1	1
at Air Force	12	2	1	Air Force	11	1	2
at Wyoming	2	6	2	at New Mexico	15	3	0
San Diego State	5	3	0	at Fresno State	16	2	4
at Boise State	0	0	0	Nevada	10	3	1
UNLV	13	3	1	at Wyoming	23	10	0
at New Mexico	15	3	3	Utah State	12	6	5
at Fresno State	13	6	1	San Diego State	27	4	0
Air Force	5	2	0	at Colorado State	18	3	1
Wyoming	0	0	0	at Nevada	6	3	1
at Nevada	11	5	1	Boise State	17	6	2
at San Diego State	14	2	0	UNLV	16	8	2
Utah State	5	1	2				
at Colorado State	6	1	0				
Fresno State	17	5	1				
vs. Boise State	13	5	1				

### Muhammad Career Highs

<b>Points</b>	Career: 28 (2x) last vs. Colorado State, 1/8/14
<b>Rebounds</b>	Career: 10, at Wyoming, 2/14/15
<b>Assists</b>	Career: 5, San Diego State, 2/21/15
<b>Steals</b>	Career: 2 (7x) last at Wyoming, 2/14/15
<b>Blocked Shots</b>	Career: 1 (4x) last at Wyoming, 2/14/15
<b>Field Goals</b>	Career: 10, at Air Force, 1/7/15
<b>Field Goal Attempts</b>	Career: 21, Fresno State, 3/8/14
<b>Free Throws</b>	Career: 9, Colorado State, 1/8/14
<b>Free Throw Attempts</b>	Career: 12, Colorado State, 1/8/14
<b>3-Point Field Goals</b>	Career: 6 (3x), last at Air Force, 1/7/15
<b>3-Point Field Goal Attempts</b>	Career: 13, UC Davis, 12/18/13
<b>Foul Disqualifications</b>	Career: 0
<b>Minutes</b>	Career: 42, UC Davis, 12/18/13

### MUHAMMAD SAN JOSE STATE STATISTICS

Season	GP	GS	Min.	Avg.	FG			3-Point			Free Throws			Rebounds			Scoring								
					FGA	Pct.	FG	FGA	Pct.	FT	FTA	Pct.	Off.	Def.	Tot.	Avg.	PF	FO	Ast.	TO	Blk	Stl	Pts.	Avg.	
2013-14	31	3	873	28.2	121	332	.364	75	190	.395	91	112	.813	20	71	91	2.9	53	0	24	52	1	14	408	13.2
2014-15	27	22	871	32.3	119	312	.381	59	164	.360	78	98	.796	17	71	88	3.3	48	0	31	38	3	18	375	13.9
Totals	58	25	1744	30.1	240	644	.373	134	354	.379	169	210	.805	37	142	179	3.1	101	0	55	90	4	32	783	13.5





# KAMARI MURPHY

R-Junior | Forward | 6-8 | 220

# 21

Brooklyn, N.Y. | Oklahoma State | IMG | Lincoln HS

### Murphy Season / Career Highs

**Points**  
Season: 11 (2x) last vs. Notre Dame, 2/3/16  
Career: 13, at Virginia Tech, 12/1/12  
NCAA T: 11, vs. Buffalo, 3/17/16

**Rebounds**  
Season: 11, vs. Virginia, 2/22/16  
Career: 13 vs. Oklahoma, 2/15/14  
NCAA T: 13, vs. Buffalo, 3/17/16

**Assists**  
Season: 2, vs. Wake Forest, 1/23/16  
Career: 3 (2x) last vs. Robert Morris, 12/30/13  
NCAA T: 1, vs. Buffalo, 3/17/16

**Steals**  
Season: 1 (11x) last vs. Virginia Tech, 3/10/16  
Career: 3, vs. Texas, 1/8/14  
NCAA T: 2, vs. Wichita State, 3/19/16

**Blocked Shots**  
Season: 3, vs. Charleston, 12/19/15  
Career: 4 (3x) last vs. Texas, 1/8/14  
NCAA T: 4, vs. Buffalo, 3/17/16

**Field Goals**  
Season: 5 (2x) last vs. Princeton, 12/29/15  
Career: 6 at Virginia Tech, 12/1/12  
NCAA T: 4 (2x) last vs. Buffalo, 3/17/16

**Field Goal Attempts**  
Season: 9, vs. Wake Forest, 1/23/16  
Career: 11, vs. Gonzaga, 3/21/14  
NCAA T: 11, vs. Gonzaga, 3/21/14

**Free Throws**  
Season: 5, vs. Notre Dame, 2/3/16  
Career: 5, vs. Notre Dame, 2/3/16  
NCAA T: 3, vs. Buffalo, 3/17/16

**Free Throw Attempts**  
Season: 5 (2x), last vs. Buffalo, 3/17/16  
Career: 6 vs. Texas Tech, 1/19/13  
NCAA T: 5, vs. Buffalo, 3/17/16

**3-Point Field Goals**  
Season: --  
Career: 1 (2x) last vs. Central Ark., 12/16/12  
NCAA T: --

**3-Point Field Goal Attempts**  
Season: 1 (7x) last at North Carolina, 2/20/16  
Career: 1 (11x) last at North Carolina, 2/20/16  
NCAA T: --

**Minutes**  
Season: 36, vs. Buffalo, 3/17/16  
Career: 41, at Iowa State, 3/8/14  
NCAA T: 36, vs. Buffalo, 3/17/16

- First name pronounced Kuh-mar-EE.
  - Explosive athlete with pogo-stick type hops.
  - Versatile defender who can guard positions 1-5.
  - Excellent rebounder at both ends of the court.
  - Great straight-line driver.
  - Treats practice like games, competing hard and wanting to win drills.
  - Focused on increasing skill level to become a consistent perimeter shooter and gain a proficient inside-outside game.
  - Transferred from Oklahoma State in fall of 2014. Sat out 2014-15 season due to NCAA transfer rules.
  - Led Cowboys in total rebounds and total blocks as a sophomore.
  - Spent post-graduate year at IMG Academy in Bradenton, Fla.
  - Graduated from Lincoln High School in Brooklyn, N.Y., same school that produced Stephon Marbury, Sebastian Telfair and Lance Stephenson.
  - Also played football for two seasons in high school.
- Favorites: Food: Soul food and baked mac & cheese. Movies: Gone in 60 Seconds. TV Show: Family Feud. Pro athlete: LeBron James. Pro Teams: Patriots, Jets, Rockets. Advice received: Life is not a sprint, it is a marathon. Ice cream flavor: Butter pecan. Midnight snack: Peanut butter sandwich. Class at UM: Sign language.
  - Biggest fear: Bugs. Why UM: Coach L. Started playing basketball: Age 10.

2012-13				2013-14			
Opposition	P	R	A	Opposition	P	R	A
UC Davis	7	6	0	Utah Valley	2	6	1
vs Akron	1	6	0	Arkansas-Pine-Bluff	7	6	0
vs Tennessee	4	7	1	Memphis	5	7	1
vs NC State	4	10	1	at USF	0	5	2
Portland State	9	5	0	vs Purdue	6	6	0
at Virginia Tech	13	5	1	vs Butler	10	8	2
USF	8	7	2	vs Memphis	6	6	0
Missouri State	4	9	2	South Carolina	8	7	0
Central Arkansas	9	7	1	vs Louisiana Tech	10	3	1
UT Arlington	2	1	0	Delaware State	5	7	1
Tennessee Tech	12	5	2	vs Colorado	4	5	0
Gonzaga	0	1	0	Robert Morris	10	8	3
at Kansas State	6	1	0	at Kansas State	2	3	1
TCU	4	6	3	Texas	4	5	1
at Oklahoma	0	3	0	at West Virginia	7	5	0
Texas Tech	5	5	2	TCU	8	8	0
at Baylor	0	0	0	at Kansas	12	1	1
West Virginia	0	0	0	West Virginia	0	2	0
Iowa State	0	1	0	at Oklahoma	4	9	2
at Kansas	4	5	1	Baylor	9	5	0
Baylor	8	4	1	Iowa State	7	6	0
at Texas	5	6	1	at Texas Tech	4	6	1
at Texas Tech	4	4	0	at Texas	10	10	0
Oklahoma	2	4	0	Oklahoma	7	13	1
Kansas	0	0	0	at Baylor	3	9	2
at West Virginia	2	2	1	Texas Tech	10	6	2
at TCU	2	1	0	at TCU	6	11	1
Texas	1	4	0	Kansas	8	4	0
at Iowa State	2	2	1	Kansas State	4	6	0
Kansas State	0	1	0	at Iowa State	6	9	0
vs Baylor	2	0	1	vs Texas Tech	2	1	0
vs Kansas State	2	6	0	vs Kansas	6	6	0
Oregon	4	6	0	vs. Gonzaga	8	8	0

**As a Junior at Miami (2014-15):** Sat out due to NCAA transfer rules.

**As a Sophomore at Oklahoma State (2013-14):** Led Cowboys in total rebounds pulling down 199 for the season, as well as blocks with total of 40, despite missing the season opener vs MVSU ... Eighth in blocks per game (1.3 bpg) and 15th in rebounding in Big 12.

**High School:** Ranked No. 10 on HoopScoop.com's list of top fifth-year players in 2012 ... Spent post-graduate year at IMG Academy in Bradenton, Fla., and was starting forward for IMG ... Averaged 20 points, 10 rebounds and three assists for team that finished 28-2 against prep schools and was ranked among the top-five nationally ... Graduated from Lincoln High School in Brooklyn, N.Y. -- same school that produced Stephon Marbury, Sebastian Telfair and Lance Stephenson ... Team captain junior and senior seasons under head coach Dwayne Morton ... Averaged 17 points and more than 10 rebounds per game as senior ... Helped lead Railsplitters to PSAL Class-AA title game as senior and Brooklyn regular-season crown and borough title ... Ranked as No. 6 player in state of New York in 2011 according to HoopScoop ... Listed as one of four "standout players" at Super 16 Showcase in Hartford, Conn., in July of 2011 ... Also played football for two seasons in high school ... Recruited by UConn, Miami, Missouri, Louisville, Virginia, Virginia Tech, St. Johns, Rutgers, Florida and Florida State.

**Personal:** Born Kamari Michael Murphy on Dec. 14, 1993 ... First name pronounced Kuh-mar-EE ... Son of Michael Murphy and Kemel and Kaheem Draper ... Second oldest of six boys: Jacori, Kusamae, Maalik, Mikwan and Kieron ... Will graduate in May with B.A. in sociology ... Enjoys swimming, playing volleyball and football, and playing video games in his spare time.

### MURPHY CAREER STATISTICS

OSU	GP	GS	Min.	Avg.	3-Point			Free Throws			Rebounds				Scoring										
					FG	FGA	Pct.	FT	FTA	Pct.	Off.	Def.	Tot.	Avg.	PF	FO	Ast.	TO	Blk	Stl	Pts.	Avg.			
2012-13	33	15	596	18.1	53	115	.461	2	4	.500	18	35	.514	52	78	130	3.9	73	2	21	35	20	8	126	3.8
2013-14	33	21	855	25.9	82	153	.536	0	0	.000	36	63	.571	63	144	207	6.3	113	10	23	38	41	17	200	6.1
Totals	66	36	1451	22.0	135	268	.504	2	4	.500	54	98	.551	115	222	337	5.1	186	12	44	73	61	25	326	4.9

Miami	GP	GS	Min.	Avg.	FG	FGA	Pct.	FG	FGA	Pct.	FT	FTA	Pct.	Off.	Def.	Tot.	Avg.	PF	FO	Ast.	TO	Blk	Stl	Pts.	Avg.
2015-16	31	27	768	24.8	75	150	.500	0	7	.000	24	43	.558	46	142	188	6.1	63	1	15	25	30	13	174	5.6

MURPHY 2015-16		TOTAL			3-PTS			FREE THROWS			REBOUNDS													
Opponent	Date	GS	Min	FG	FGA	Pct	3FG	FGA	Pct	FT	FTA	Pct	Off	Def	Tot	Avg	PF	FO	A	TO	Blk	Stl	Pts	Avg
vs Utah	11-20-15	17	1	4	250	0	0	0	.000	0	0	.000	1	1	1.0	2	0	1	0	0	0	1	2	2.0
vs Butler	11-22-15	12	2	3	667	0	0	0	.000	1	2	.500	1	3	4	2.5	4	0	0	0	0	0	5	3.5
NORTHEASTERN	11-27-15	17	1	2	500	0	0	0	.000	0	0	.000	1	5	6	3.7	3	0	0	2	1	0	2	3.0
at Nebraska	12-01-15	*	29	5	6	833	0	0	.000	0	0	.000	1	4	5	4.0	4	0	0	2	1	0	10	4.8
CHARLOTTE	12-05-15	*	22	4	8	500	0	0	.000	3	4	.750	1	6	7	4.6	1	0	1	0	2	1	11	6.0
FLORIDA	12-08-15	*	34	3	7	429	0	1	.000	2	4	.500	2	4	6	4.8	4	0	1	1	1	0	8	6.3
CO. OF CHARLESTON	12-19-15	*	22	2	6	333	0	1	.000	0	0	.000	0	6	6	5.0	2	0	0	2	3	0	4	6.0
at La Salle	12-22-15	*	25	3	6	500	0	0	.000	0	0	.000	2	8	10	5.6	2	0	1	0	1	0	6	6.0
PRINCETON	12-29-15	*	30	5	7	714	0	0	.000	1	4	.5	5.6	0	0	1	1	1	2	0	0	10	6.4	
SYRACUSE	01-02-16	*	25	4	5	800	0	0	.000	0	0	.000	2	6	8	5.8	2	0	1	1	2	1	8	6.6
FLORIDA STATE	01-09-16	*	27	2	6	333	0	1	.000	1	2	.500	1	5	6	5.8	2	0	1	1	0	0	5	6.5
at Virginia	01-12-16	*	17	0	2	000	0	1	.000	0	0	.000	1	2	3	5.6	4	0	0	2	1	1	0	5.9
at Clemson	01-16-16	*	23	3	7	429	0	0	.000	1	2	.500	3	3	6	5.6	2	0	1	0	0	0	7	6.0
at Boston College	01-20-16	*	20	3	4	750	0	0	.000	0	3	.000	1	5	6	5.6	1	0	0	0	1	1	6	6.0
WAKE FOREST	01-23-16	*	24	2	9	222	0	0	.000	0	0	.000	4	3	7	5.7	3	0	2	0	0	1	4	5.9
DUKE	01-25-16	*	29	2	4	500	0	0	.000	0	0	.000	1	4	5	5.7	3	0	0	1	2	0	4	5.8
at NC State	01-30-16	*	24	2	6	333	0	1	.000	0	0	.000	0	4	4	5.6	1	0	0	1	0	0	4	5.6
NOTRE DAME	02-03-16	*	17	3	4	750	0	0	.000	5	5	1.000	1	1	2	5.4	0	0	0	2	0	1	11	5.9
at Georgia Tech	02-07-16	*	23	4	5	800	0	0	.000	2	2	1.000	1	2	3	5.3	1	0	0	2	0	0	10	6.2
Pittsburgh	02-09-16	*	28	1	5	200	0	0	.000	2	3	.667	2	6	8	5.4	2	0	0	1	0	1	4	6.1
at Florida State	02-14-16	*	23	2	3	667	0	0	.000	0	0	.000	2	7	9	5.6	1	0	0	1	1	0	4	6.0
VIRGINIA TECH	02-17-16	*	29	2	3	667	0	0	.000	2	4	.500	2	8	10	5.8	2	0	0	1	1	1	6	6.0
at North Carolina	02-20-16	*	21	1	6	167	0	1	.000	0	2	.000	1	4	5	5.7	0	0	1	0	0	0	2	5.8
VIRGINIA	02-22-16	*	33	2	4	500	0	0	.000	0	0	.000	3	8	11	6.0	0	0	1	0	0	0	4	5.7
LOUISVILLE	02-27-16	17	0	1	000	0	0	0	.000	0	0	.000	3	0	3	5.8	1	0	0	0	0	0	0	5.5
at Notre Dame	03-02-16	*	27	1	3	333	0	0	.000	0	0	.000	2	5	7	5.9	1	0	1	1	1	0	2	5.3
at Virginia Tech	03-05-16	*	31	4	5	800	0	0	.000	1	2	.500	2	4	6	5.9	4	0	0	0	2	1	9	5.5
vs Virginia Tech	03-10-16	*	31	2	3	667	0	0	.000	0	0	.000	1	4	5	5.9	5	1	1	0	1	1	4	5.4
vs Virginia	03-11-16	*	22	3	6	500	0	0	.000	1	2	.500	0	4	4	5.8	1	0	0	2	1	0	7	5.5
vs Buffalo	03-17-16	*	33	4	7	571	0	0	.000	3	5	.600	3	10	13	6.0	3	0	1	0	4	0	11	5.7
vs Wichita State	03-19-16	*	36	2	3	667	0	0	.000	0	1	.000	0	7	7	6.1	2	0	0	1	2	2	4	5.6



# JA'QUAN NEWTON

Sophomore | Guard | 6-2 | 180

Philadelphia, Pa. | Neumann-Goretti HS



### Newton Season / Career Highs

#### Points

Season: 20, vs. Charleston, 12/19/15  
Career: 20, vs. Charleston, 12/19/15  
NCAA T: 10, vs. Buffalo, 3/17/16

#### Rebounds

Season: 7, vs. Charleston, 12/19/15  
Career: 7, vs. Charleston, 12/19/15  
NCAA T: 2, vs. Buffalo, 3/17/16

#### Assists

Season: 6, vs. Charlotte, 12/5/15  
Career: 6, vs. Charlotte, 12/5/15  
NCAA T: 2, vs. Buffalo, 3/17/16

#### Steals

Season: 4 (2x) last at NC State, 1/30/16  
Career: 4 (2x) last at NC State, 1/30/16  
NCAA T: 1, vs. Buffalo, 3/17/16

#### Blocked Shots

Season: 1 (5x) last vs. Virginia Tech, 3/10/16  
Career: 1 (9x) last vs. Virginia Tech, 3/10/16  
NCAA T: --

#### Field Goals

Season: 6 (4x) last vs. Notre Dame, 2/3/16  
Career: 6 (5x) last vs. Notre Dame, 2/3/16  
NCAA T: 3, vs. Buffalo, 3/17/16

#### Field Goal Attempts

Season: 13, at NC State, 1/30/16  
Career: 13, at NC State, 1/30/16  
NCAA T: 8, vs. Buffalo, 3/17/16

#### Free Throws

Season: 9 (2x) last vs. Virginia, 3/11/16  
Career: 9 (2x) last vs. Virginia, 3/11/16  
NCAA T: 4, vs. Buffalo, 3/17/16

#### Free Throw Attempts

Season: 11, vs. Virginia, 3/11/16  
Career: 11, vs. Virginia, 3/11/16  
NCAA T: 5, vs. Buffalo, 3/17/16

#### 3-Point Field Goals

Season: 2, vs. Syracuse, 1/2/16  
Career: 2 (2x) last vs. Syracuse, 1/2/16  
NCAA T: --

#### 3-Point Field Goal Attempts

Season: 2 (6x) last at NC State, 1/30/16  
Career: 2 (9x) last at NC State, 1/30/16  
NCAA T: 1, vs. Buffalo, 3/17/16

#### Minutes

Season: 32, vs. Virginia, 3/11/16  
Career: 33, at Pittsburgh, 3/4/15  
NCAA T: 26, vs. Buffalo, 3/17/16

2014-15			
Opposition	P	R	A
Howard	8	0	0
at Florida	5	1	3
vs Drexel	7	0	1
vs Akron	4	1	3
vs Charlotte	3	3	3
at Charlotte	0	0	0
South Alabama	5	1	0
Illinois	0	2	1
Green Bay	0	0	0
Savannah State	2	0	0
Eastern Kentucky	2	2	3
vs Providence	3	0	1
Charleston	6	0	0
Virginia	0	1	1
at Duke	4	2	3
at Notre Dame	16	2	5
NC State	0	0	1
at Syracuse	3	0	0
Georgia Tech	3	0	0
at Florida State	2	0	1
Louisville	3	1	1
Clemson	1	1	1
at Wake Forest	5	0	2
at Boston College	0	0	0
Virginia Tech	0	0	1
North Carolina	10	1	4
at Pittsburgh	4	3	1
at Virginia Tech	8	4	3
vs Virginia Tech	0	3	0
vs Notre Dame	0	0	0
Alabama	1	1	2
at Richmond	11	5	2
vs Temple	9	4	2
vs Stanford	10	5	2

- First name pronounced Juh-Quan.
- Competitor with a real feel for the game. Fearless and relentless. Passionate and energetic.
- Knack for getting in the lane off the dribble, then makes good decisions in the lane: floater, pass, dribble.
- Improved defensively and can play multiple positions, on and off of the ball.
- Getting stronger daily.
- Tremendous ability to finish 8-foot and in. Working to become a better 3-point shooter.
- Ranked No. 58 in ESPN's Top 100.
- Ranked No. 1 in the state and is the 12th-best PG in the country by ESPN.
- Scored 1,972 career points in high school.
- Leading scorer in both the history of the Catholic School League in Philadelphia and in Neumann-Goretti history. Owns three PIAA state titles.
- Mother passed away March 2014 after three-year battle with breast cancer, one day prior to state championship game in which Newton scored 33 points.
- Played on Cherasore Playground basketball court at 10th and Olney in Philadelphia. Played in the Chosen League.
- Father, Joe Newton, was NABC Division II national player of the year out of the University of Central Oklahoma.
- Favorites: Food: Fried chicken. Movie: Friday. Pro athlete: LeBron James. Subject in school: Math. Ice cream flavor: Vanilla. Cartoon: Tom and Jerry. Player when I was a kid: Allen Iverson.
- Why UM: Style of play and city of Miami. Ideal job after hoops: Coach.

**As a Freshman (2014-15):** Started three games, playing in 34, as a true freshman ... Scored in double digits four times ... Dished at least three assists eight times ... Grabbed 14 rebounds in last three games after just 29 boards the first 31 outings ... In ACC play averaged 3.9 points, 1.6 assists, 1.0 rebounds in 13.5 minutes per game ... In four NIT games, averaged 7.8 points, 3.8 rebounds, 2.0 assists in 22.3 minutes ... Missed game vs. NC Central due to injury ... Against Stanford in NIT championship game, knocked down two of four total 3-pointers for season.

**High School:** Ranked No. 58 in ESPN's Top 100 ... Ranked No. 1 in the state and is the 12th-best PG in the country by ESPN ... Catholic League MVP ... All-Catholic League First Team ... Led team with 21.7 points per game ... Scored 1,972 career points in high school ... Guided the Saints to 22-4 record and sixth-straight Catholic League Championship ... Scored 15 of his 23 points in second half to seal the victory ... Started four-straight years in Catholic League Championship game ... Leading scorer in both the history of the Catholic School League in Philadelphia and in Neumann-Goretti history ... Secured a double-double with 14 points and 10 rebounds in first round of the Pennsylvania Interscholastic Athletic Association playoffs ... Scored 33 points and go-ahead bucket in overtime to win PIAA Class AAA Championship ... Consensus Top 60 player ... Averaged 18.0 points as a junior.

**Personal:** Born Ja'Quan Naasir Newton on August 23, 1995 in Philadelphia ... First name pronounced Juh-Quan ... Son of the late Lisa Brown, and Joe Newton, the NABC Division II national player of the year out of the University of Central Oklahoma ... Brother to Cary Rudd and Miing Newton ... Mother passed away March 2014 after three-year battle with breast cancer, one day prior to state championship game in which Newton scored 33 points ... NBPA Top 100 Camp ... LeBron James Skills Academy ... Played AAU ball for Team Final, the same squad as Miami teammate Davon Reed ... Also recruited by UCLA, Texas A&M and Minnesota ... Undeclared arts and sciences major.

### NEWTON CAREER STATISTICS

Season	GP	GS	Min.	Avg.	3-Point			Free Throws			Rebounds			Scoring											
					FG	FGA	Pct.	FT	FTA	Pct.	Off.	Def.	Tot.	Avg.	PF	FO	Ast.	TO	Blk	Stl	Pts.	Avg.			
2014-15	34	3	459	13.5	45	111	.405	4	10	.400	41	64	.641	8	35	43	1.3	34	0	47	39	4	8	135	4.0
2015-16	30	1	683	22.8	105	224	.469	9	26	.346	105	143	.734	16	55	71	2.4	46	0	74	64	5	27	324	10.8
TOTAL	64	4	1142	17.8	150	335	.448	13	36	.361	146	207	.705	24	90	114	1.8	80	0	121	103	9	35	459	7.2

### NEWTON 2015-16

Opponent	Date	GS	Min	TOTAL			3-PTS			FREE THROWS			REBOUNDS				PF	FO	A	TO	Blk	Stl	Pts	Avg
				FG	FGA	Pct	3FG	FGA	Pct	FT	FTA	Pct	Off	Def	Tot	Avg								
UTRGV	11-13-15	23	3	6	.500	0	1	.000	5	7	.714	0	2	2	2.0	0	0	1	3	0	1	11	11.0	
LOUISIANA	11-16-15	15	5	6	.833	0	0	.000	1	2	.500	0	0	0	1.0	1	0	5	2	0	0	11	11.0	
vs Mississippi State	11-19-15	24	5	10	.500	0	2	.000	5	8	.625	0	2	2	1.3	2	0	5	2	0	2	15	12.3	
vs Utah	11-20-15	22	1	8	.125	0	0	.000	3	4	.750	0	1	1	1.3	1	0	1	1	0	1	5	10.5	
vs Butler	11-22-15	23	5	12	.417	0	1	.000	7	8	.875	0	1	1	1.2	1	0	3	1	1	2	17	11.8	
NORTHEASTERN	11-27-15	20	5	7	.714	1	1	1.000	2	3	.667	1	1	2	1.3	4	0	1	2	0	1	13	12.0	
at Nebraska	12-01-15	20	3	6	.500	0	2	.000	4	5	.800	0	2	2	1.4	1	0	2	2	0	0	10	11.7	
CHARLOTTE	12-05-15	* 26	2	5	.400	1	2	.500	9	10	.900	0	4	4	1.8	1	0	6	1	0	0	14	12.0	
FLORIDA	12-08-15	19	0	2	.000	0	0	.000	3	4	.750	0	1	1	1.7	1	0	3	3	0	0	3	11.0	
CO. OF CHARLESTON	12-19-15	23	6	8	.750	1	2	.500	7	9	.778	1	6	7	2.2	1	0	2	3	0	4	20	11.9	
at La Salle	12-22-15	21	5	10	.500	0	0	.000	0	1	.000	0	2	2	2.2	0	0	3	1	0	1	10	11.7	
PRINCETON	12-29-15	22	5	8	.625	0	0	.000	3	3	1.000	1	3	4	2.3	1	0	4	1	1	0	13	11.8	
SYRACUSE	01-02-16	24	3	5	.600	2	2	1.000	6	10	.600	1	3	4	2.5	3	0	2	2	0	2	14	12.0	
FLORIDA STATE	01-09-16	21	6	10	.600	0	1	.000	1	1	1.000	0	1	1	2.4	2	0	4	2	0	1	13	12.1	
at Virginia	01-12-16	19	2	5	.400	0	1	.000	2	3	.667	1	4	5	2.5	0	0	1	2	0	0	6	11.7	
at Clemson	01-16-16	24	2	8	.250	1	1	1.000	3	4	.750	2	2	4	2.6	0	0	1	3	0	0	8	11.4	
at Boston College	01-20-16	21	4	7	.571	0	2	.000	4	4	1.000	0	4	4	2.7	3	0	2	3	0	0	12	11.5	
WAKE FOREST	01-23-16	25	5	10	.500	1	1	1.000	7	9	.778	1	0	1	2.6	3	0	1	2	0	0	18	11.8	
DUKE	01-25-16	23	6	11	.545	0	0	.000	3	4	.750	2	3	5	2.7	1	0	5	2	0	0	15	12.0	
at NC State	01-30-16	27	4	13	.308	1	2	.500	1	2	.500	1	1	2	2.7	4	0	2	2	0	4	10	11.9	
NOTRE DAME	02-03-16	26	6	10	.600	0	1	.000	0	1	.000	0	1	1	2.6	0	0	2	2	0	1	12	11.9	
at Georgia Tech	02-07-16	27	5	11	.455	1	1	1.000	3	3	1.000	1	3	4	2.7	2	0	2	2	0	2	14	12.0	
Pittsburgh	02-09-16	18	1	5	.200	0	1	.000	1	2	.500	0	1	1	2.6	1	0	1	3	0	0	3	11.6	
at Florida State	02-14-16	26	1	3	.333	0	0	.000	5	8	.625	0	4	4	2.7	2	0	2	4	1	0	7	11.4	
VIRGINIA TECH	02-17-16	DNP - medical condition																						
at North Carolina	02-20-16	23	1	8	.125	0	1	.000	1	2	.500	1	0	1	2.6	3	0	1	3	0	0	3	11.1	
VIRGINIA	02-22-16	17	2	5	.400	0	0	.000	2	4	.500	0	1	1	2.5	0	0	2	0	1	1	6	10.9	
LOUISVILLE	02-27-16	DNP - violation of team rules																						
at Notre Dame	03-02-16	DNP - violation of team rules																						
at Virginia Tech	03-05-16	DNP - violation of team rules																						
vs Virginia Tech	03-10-16	29	3	7	.429	0	0	.000	4	6	.667	1	1	2	2.5	1	0	4	3	1	2	10	10.9	
vs Virginia	03-11-16	32	5	7	.714	0	0	.000	9	11	.818	0	1	1	2.5	3	0	3	2	0	1	19	11.1	
vs Buffalo	03-17-16	26	3	8	.375	0	1	.000	4	5	.800	2	0	2	2.4	3	0	2	3	0	1	10	11.1	
vs Wichita State	03-19-16	17	1	3	.333	0	0	.000	0	0	.000	0	0	0	2.4	1	0	1	2	0	0	2	10.8	







# DAVON REED

Junior | Guard | 6-6 | 210

Ewing, N.J. | Princeton Day School

# 5

### Reed Season / Career Highs

**Points**  
Season: 21, vs. Virginia, 2/22/16  
Career: 21, vs. Virginia, 2/22/16  
NCAA T: 10 (2x) last vs. Wichita State, 3/19/16

**Rebounds**  
Season: 12, vs. Buffalo, 3/17/16  
Career: 12 (2x) last vs. Buffalo, 3/17/16  
NCAA T: 12, vs. Buffalo, 3/17/16

**Assists**  
Season: 4, vs. Northeastern, 11/28/15  
Career: 7, vs. Loyola, 12/30/13  
NCAA T: 1, vs. Wichita State, 3/19/16

**Steals**  
Season: 3 (2x) last vs. Virginia Tech, 3/10/16  
Career: 5, at Wake Forest, 2/11/15  
NCAA T: 1, vs. Wichita State, 3/19/16

**Blocked Shots**  
Season: 2 (2x) last vs. Virginia Tech, 2/17/16  
Career: 3, vs. Temple, 3/31/15  
NCAA T: 1, vs. Wichita State, 3/19/16

**Field Goals**  
Season: 8, at Virginia Tech, 3/5/16  
Career: 8, at Virginia Tech, 3/5/16  
NCAA T: 4, vs. Buffalo, 3/17/16

**Field Goal Attempts**  
Season: 14, at Florida State, 2/14/16  
Career: 14, at Florida State, 2/14/16  
NCAA T: 10, vs. Buffalo, 3/17/16

**Free Throws**  
Season: 6, vs. UTRGV, 11/13/15  
Career: 9, vs. Alabama, 3/21/15  
NCAA T: 2, vs. Wichita State, 3/19/16

**Free Throw Attempts**  
Season: 9, vs. UTRGV, 11/13/15  
Career: 14, vs. Alabama, 3/21/15  
NCAA T: 2, vs. Wichita State, 3/19/16

**3-Point Field Goals**  
Season: 5, vs. Virginia, 2/22/16  
Career: 5 (3x) last vs. Virginia, 2/22/16  
NCAA T: 2 (2x) last vs. Wichita State, 3/19/16

**3-Point Field Goal Attempts**  
Season: 7, at Florida State, 2/14/16  
Career: 8, vs. Arizona State, 12/1/13  
NCAA T: 5, vs. Buffalo, 3/17/16

**Minutes**  
Season: 39, vs. Buffalo, 3/17/16  
Career: 45, at Boston College, 2/16/15  
NCAA T: 39, vs. Buffalo, 3/17/16

### NIT All-Tournament Team, 2015

### All-ACC Academic Men's Basketball Team, 2015 & 2016

- Focused. Structured. Determined. Competitive. Student of the game. Will do whatever it takes to win.
- A 3 guard who played out of position at the point his freshman season for Miami.
- Can guard multiple positions, has long arms and a fierce tenacity.
- Mostly a catch-and-shoot guy. Working on game off the bounce.
- Improved both his ability to attack the basket and his layup-making skills.
- Good student. Professional approach to life and everything he does. Mature for his age.
- Missed only eight games as a sophomore after quickly rehabbing knee injury that could have sidelined him for season.
- Improved bench 175 to 250 pounds in four months as a freshman.
- Four-star swingman listed as a Top 100 player (No. 97) by Rivals.com and No. 78 in Class of 2013 by ESPN.
- Third-best talent in New Jersey and 18th best nationally at shooting guard, according to ESPN.com.
- Kevin Durant Skills Academy. McDonald's All-American candidate.
- 2,000 point scorer. Averaged 24 points and 10 rebounds as a senior.
- Youth Role Model Award from Join-Effort Princeton for both dedication to his community and excellence in his personal life.

**• Favorites:** Food: Chicken marsala. Movie: I am Legend. Book: Great Gatsby. Pro athlete: LeBron James. Quote: Dreams don't work unless you do. Subject in school: Science. Class at UM: Marketing & professional selling. Ice cream flavor: Chocolate chip cookie dough. Cereal: Captain Crunch with crunch berries. TV Show: Game of Thrones. Musical Artist: J. Cole. Best advice received: Do what makes you happy. Why UM: ACC basketball, Coach L and sunny south Florida. Started playing basketball: Age 5.

**As a Sophomore (2014-15):** Started 21-straight games after missing the first eight with injury then coming off the bench his first eight outings ... Improved from 2.4 ppg and 2.4 rpg in five non-conference games to 9.2 ppg and 3.6 rpg in ACC play ... Improved shooting from 27.3 FG percent and 16.7 3FG percent in non-conference games to 54.8 FG percent and 52.7 3FG percent in ACC action ... Scored in double digits 12 times ... Hit multiple 3-pointers in 11 games ... Notched 3-pointer in 19 games, including nine-straight outings Jan. 17-Feb. 16 ... In two ACC Tournament games, averaged 8.0 points, 5.0 rebounds, 1.0 assists, 1.0 steals in 33.0 minutes ... In five NIT games averaged 10.8 points, 7.0 rebounds, 3.8 assists, 1.0 blocks in 34.6 minutes.

**As a Freshman (2013-14):** Started 10 of 33 games ... Started four of 18 ACC games ... In ACC play averaged 4.8 points and 1.5 rebounds in 15.9 minutes ... Notched 3-pointer in 13-straight games from 11/1 to 1/4.

**High School:** Four-star swingman listed as a Top 100 player (No. 97) by Rivals.com and No. 78 in the Class of 2013 by ESPN ... Third-best talent in New Jersey and 18th best nationally at the shooting guard position, according to ESPN.com ... Rivals ranked him as 24th among shooting guards ... Kevin Durant Skills Academy ... 2,000 point scorer ... Averaged 24 points and 10 rebounds as a senior ... McDonald's All-American candidate ... Prep B Player of the Year in New Jersey ... All-area player of the year twice ... Averaged 27 points and nine rebounds per game for Princeton Day School junior season ... Coached by Paris McClean ... Youth Role Model Award from Join-Effort Princeton for both dedication to his community and excellence in personal life.

**Personal:** Name is pronounced Day-von ... Born Davon Malcolm Reed on June 11, 1995 ... Son of David and Rose Reed ... Brother to Miles ... Majoring in sports administration ... Played AAU ball with Team Final ... Chose Miami over offers from Wake Forest, Cincinnati, Xavier and Memphis ... Student-Athlete Advisory Committee representative at UM ... Book Buster (3.0 semester GPA) ... Athletic Director's Honor Roll (3.2 semester GPA) ... Dean's List (3.5 semester GPA) ... ACC Honor Roll.

### REED CAREER STATISTICS

Season	GP			Min.	FG			3-Point			Free Throws			Rebounds			PF	FO	Ast.	TO	Blk	Stl	Scoring		
	13-14	14-15	15-16		Pct.	FG	FGA	Pct.	FT	FTA	Pct.	Off.	Def.	Tot.	Avg.	Pts.							Avg.		
2013-14	33	10	683	20.7	71	207	.343	40	112	.357	35	53	.660	12	43	55	1.7	55	0	38	44	4	16	217	6.6
2014-15	30	21	824	27.5	77	164	.470	37	81	.457	56	77	.727	25	96	121	4.0	68	1	57	32	13	27	247	8.2
2015-16	34	34	977	28.7	125	266	.470	46	118	.390	84	103	.816	19	122	141	4.1	70	0	41	42	15	26	380	11.2
TOTAL	97	65	2484	25.6	273	637	.429	123	311	.395	175	233	.751	56	261	317	3.3	193	1	136	118	32	69	844	8.7

### REED 2015-16

Opponent	Date	GS	TOTAL			3-PTS			FREE THROWS			REBOUNDS			PF	FO	A	TO	Blk	Stl	Pts	Avg		
			FG	FGA	Pct	3FG	FGA	Pct	FT	FTA	Pct	Off	Def	Tot									Avg	
UTRGV	11-13-15	*	24	4	11	.364	0	4	.000	6	9	.667	1	2	3	3.0	3	0	0	0	0	14	14.0	
LOUISIANA	11-16-15	*	32	6	8	.750	4	5	.800	3	4	.750	0	4	4	3.5	3	0	1	2	1	19	16.5	
vs Mississippi State	11-19-15	*	18	1	2	.500	1	1	1.000	5	5	1.000	0	3	3	3.3	4	0	1	2	0	8	13.7	
vs Utah	11-20-15	*	23	2	6	.333	0	1	.000	2	4	.500	0	4	4	3.5	2	0	1	1	0	6	11.8	
vs Butler	11-22-15	*	30	1	3	.333	1	1	1.000	4	4	1.000	1	4	5	3.8	3	0	3	2	0	7	10.8	
NORTHEASTERN	11-27-15	*	34	7	10	.700	2	5	.400	3	3	1.000	1	6	7	4.3	3	0	4	2	1	19	12.2	
at Nebraska	12-01-15	*	32	1	10	.100	1	6	.167	5	6	.833	1	3	4	4.3	2	0	0	1	0	8	11.6	
CHARLOTTE	12-05-15	*	17	4	5	.800	0	0	.000	4	4	1.000	0	5	5	4.4	3	0	2	2	0	12	11.6	
FLORIDA	12-08-15	*	27	2	8	.250	1	4	.250	0	0	.000	0	4	4	4.3	2	0	0	2	2	3	5	10.9
CO. OF CHARLESTON	12-19-15	*	21	2	5	.400	2	4	.500	3	4	.750	0	0	0	3.9	2	0	1	0	0	9	10.7	
at La Salle	12-22-15	*	21	2	5	.400	0	2	.000	3	4	.750	0	6	6	4.1	2	0	2	0	1	7	10.4	
PRINCETON	12-29-15	*	30	5	11	.455	0	2	.000	3	5	.600	1	8	9	4.5	0	0	2	0	1	13	10.6	
SYRACUSE	01-02-16	*	21	1	7	.143	0	4	.000	2	3	.667	1	4	5	4.5	1	0	1	2	0	4	10.1	
FLORIDA STATE	01-09-16	*	26	3	6	.500	3	5	.600	3	4	.750	0	4	4	4.5	1	0	2	5	0	1	12	10.2
at Virginia	01-12-16	*	30	5	8	.625	1	4	.250	0	0	.000	0	5	5	4.5	1	0	0	1	0	1	11	10.3
at Clemson	01-16-16	*	36	6	12	.500	3	5	.600	2	2	1.000	0	2	2	4.4	1	0	2	3	0	1	17	10.7
at Boston College	01-20-16	*	28	2	5	.400	0	0	.000	3	4	.750	1	3	4	4.4	1	0	1	1	0	1	7	10.5
WAKE FOREST	01-23-16	*	27	1	10	.100	0	4	.000	2	2	1.000	3	2	5	4.4	1	0	1	0	1	4	10.1	
DUKE	01-25-16	*	27	6	10	.600	2	5	.400	0	0	.000	1	3	4	4.4	3	0	1	0	1	14	10.3	
at NC State	01-30-16	*	30	3	7	.429	2	3	.667	4	4	1.000	1	3	4	4.4	3	0	1	0	1	0	12	10.4
NOTRE DAME	02-03-16	*	27	4	8	.500	0	1	.000	0	0	.000	0	2	2	4.2	2	0	1	0	0	2	8	10.3
at Georgia Tech	02-07-16	*	30	6	11	.545	1	3	.333	2	4	.500	1	3	4	4.2	1	0	2	0	0	1	15	10.5
Pittsburgh	02-09-16	*	36	4	10	.400	2	6	.333	2	2	1.000	1	3	4	4.2	1	0	3	1	0	1	12	10.6
at Florida State	02-14-16	*	33	6	14	.429	2	7	.286	0	0	.000	2	2	4	4.2	2	0	2	1	1	0	14	10.7
VIRGINIA TECH	02-17-16	*	31	3	6	.500	1	3	.333	5	6	.833	0	5	5	4.2	1	0	2	1	2	1	12	10.8
at North Carolina	02-20-16	*	24	2	7	.286	0	3	.000	0	0	.000	1	1	2	4.2	1	0	1	0	0	0	4	10.5
VIRGINIA	02-22-16	*	31	6	8	.750	5	6	.833	4	4	1.000	0	3	3	4.1	2	0	0	2	0	0	21	10.9
LOUISVILLE	02-27-16	*	35	5	7	.714	3	4	.750	4	5	.800	0	4	4	4.1	1	0	1	1	1	1	17	11.1
at Notre Dame	03-02-16	*	37	4	9	.444	0	3	.000	2	2	1.000	1	5	6	4.2	2	0	2	0	1	0	10	11.1
at Virginia Tech	03-05-16	*	27	8	11	.727	2	5	.400	1	1	1.000	1	1	2	4.1	4	0	1	2	1	2	19	11.3
vs Virginia Tech	03-10-16	*	31	5	9	.556	2	4	.500	5	6	.833	0	1	1	4.0	3	0	1	0	3	3	17	11.5
vs Virginia	03-11-16	*	30	1	3	.333	1	1	1.000	0	0	.000	0	1	1	3.9	4	0	1	0	0	0	3	11.3
vs Buffalo	03-17-16	*	39	4	10	.400	2	5	.400	0	0	.000	0	12	12	4.2	4	0	1	0	0	10	11.2	
vs Wichita State	03-19-16	*	32	3	4	.750	2	2	1.000	2	2	1.000	0	4	4	4.1	1	0	1	4	1	1	10	11.2







# MIKE ROBINSON

Freshman | Guard | 5-10 | 170

# 20

New Britain, Conn. | New Britain HS

- Manager turned walk on.
- Good athlete who played basketball, football and was on track team in high school.
- Nicknames are Mike Rob and Springs.

• Favorites: Meal: Chicken, candied yams, mashed potatoes. Athlete: Kobe Bryant. Pro Team: Lakers. Midnight snack: Cinnamon Toast Crunch. Ice Cream: Strawberry.  
Move: Love & Basketball. TV Show: Martin. Musical Artist: Styles P. Place on Campus: The BUC.

2015-16			
Opposition	P	R	A
UT RGV	3	1	0
Mississippi State	0	0	0
Utah	6	0	0
Charlotte	0	0	0
Co. of Charleston	0	0	0
La Salle	3	0	0
North Carolina	0	0	0
Virginia Tech	0	0	0

## High School

Also played wide receiver on the football team and in track participated in the high jump, long jump, triple jump and 4x100 relay team ... Mascot was the Golden Hurricanes ... William F. Burns Memorial Award and Scholarship ... Harry L. Stromquist Memorial Scholarship ... 2014 Connecticut Association of Schools Scholar-Athlete ... Academic all-conference in basketball four seasons ... Two-year varsity basketball captain ... One-year football and track captain.

## Personal

Born May 2, 1996 in New Britain, Conn. ... Son of Eugene and Veronica Robinson ... Brother to Eugene ... Majoring in finance ... Good quickness and a high motor ... Competes hard on both ends, pressures basketball, attacks defense with his dribble.



# CHRIS STOWELL

Sophomore | Forward | 6-6 | 190

# 35

Exeter, N.H. | Tilton School (N.H.) | Exeter HS

- Last name is pronounced stole.
- Walk on from New Hampshire who played postgraduate year at Tilton School.
- Foote Fellow at UM - a program that is offered to a select number of incoming freshmen who have a record of curricular and co-curricular distinction in high school and exhibit an interest in and capacity for independent and self-motivated learning.
- Good athleticism and is improving his strength.
- Looking to expand his offensive game to shoot 3-pointers.
- Brother, Bill, played basketball at Plymouth State University.
- Speaks English, Spanish, some Italian, a little Russian, and is learning Chinese and Hebrew.

2014-15			
Opposition	P	R	A
Howard	0	0	1
Charleston	0	0	0
Virginia Tech	0	0	0
at Virginia Tech	0	0	0

2015-16			
Opposition	P	R	A
UTRGV	0	0	0
Mississippi State	0	0	0
Utah	0	0	0
Charlotte	0	1	0
Co. of Charleston	0	1	0
La Salle	0	1	0
North Carolina	0	0	0
at Virginia Tech	0	0	0

• Favorites: Food: Tacos. Movie: Oceans 11. Book: Mind Gym by Gary Mack. Pro athlete: Alex Rodriguez. Quote: Winners never quit and quitters never win. Actor: Mark Harmon. Class at UM: Chinese 101. Ice cream: Peanut butter. Cuban dish: Dulce de leche and Cuban coffee. Pro Team: New York Yankees. Midnight Snack: Orange creamsicles. TV Show: Game of Thrones.  
• Biggest fear: Clowns. Ideal profession: Entrepreneur. Why UM: Best combination of academics and athletics. Started playing basketball: Age 4.

## As a Freshman (2014-15)

Played in four games as a true freshman ... One assist vs. Howard, in first collegiate game ... One shot attempt, vs. College of Charleston ... Totaled six minutes ... Spring 2015 - President's Honor Roll (4.0 GPA), Provost's Honor Roll (3.75+ GPA), Dean's List (3.5+ GPA), Athletic Director's Honor Roll (3.2+ GPA) and Book Buster (3.0+ GPA) ... Fall 2014 - Provost's Honor Roll (3.75+ GPA), Dean's List (3.5+ GPA), Athletic Director's Honor Roll (3.2+ GPA) and Book Buster (3.0+ GPA).

## Tilton School

During post graduate year in 2013-14, won postseason coaches award ... Coached by Marcus O'Neil ... Honor roll.

## Exeter High School

Helped Blue Hawks to state playoffs in both the 2011-12 and 2012-13 seasons ... Reached quarterfinals senior year ... In 2012-13 assisted team to championship game of the 50th Annual Queen City Invitational by scoring 10 points and going 6-for-6 from line in semi-final game ... Coached by Jeff Holmes at Exeter ... Twice earned scholar-athlete award ... Honor roll.

## Personal

Born Christopher Michael Stowell on Dec. 29, 1994 in Exeter, N.H. ... Last name is pronounced stole ... Son of Bill and Maria ... Brother to Bill, Jr., who played basketball at Plymouth State University ... One of 560 students (out of 10,000 undergrads) to be named a Foote Fellow at UM - a program that is offered to select incoming freshmen who have a record of curricular and co-curricular distinction in high school and exhibit an interest in and capacity for independent and self-motivated learning ... Student-Athlete Advisory Committee representative at UM ... Majoring in entrepreneurship.



33

**IVAN CRUZ UCEDA**  
Sr. | F | 6-10 | 217  
Madrid, Spain  
Harcum College (Pa.)




15

**EBUKA IZUNDU**  
Fr. | C | 6-10 | 210  
Charlotte, N.C. | Nigeria  
Victory Christian



23

**TONYE JEKIRI**  
Sr. | C | 7-0 | 248  
Hialeah, Fla. | Nigeria  
Champagnat Catholic



3

**ANTHONY LAWRENCE, JR.**  
Fr. | G | 6-7 | 210  
St. Petersburg, Fla.  
Lakewood Senior



10

**SHELDON McCLELLAN**  
Gr. | G | 6-5 | 200  
Houston, Texas  
Texas | Bellaire




1

**RASHAD MUHAMMAD**  
Jr. | G | 6-6 | 160  
Las Vegas, Nev.  
San Jose State | Bishop Gorman



21

**KAMARI MURPHY**  
RJr. | F | 6-8 | 220  
Brooklyn, N.Y.  
Oklahoma State | IMG | Lincoln



0

**JA'QUAN NEWTON**  
So. | G | 6-2 | 180  
Philadelphia, Pa.  
Neumann-Goretti



12

**JAMES PALMER**  
So. | G | 6-5 | 202  
Washington, D.C.  
St. John's College HS



5

**DAVON REED**  
Jr. | G | 6-6 | 210  
Ewing, N.J.  
Princeton Day School



20

**MIKE ROBINSON**  
Fr. | G | 5-10 | 170  
New Britain, Conn.  
New Britain



13

**ANGEL RODRIGUEZ**  
RSr. | G | 5-11 | 185  
San Juan, P.R.  
Kansas State | Dr. Krop



35

**CHRIS STOWELL**  
So. | F | 6-6 | 190  
Exeter, N.H.  
Tilton School | Exeter



**JIM LARRAÑAGA**  
Head Coach



**CHRIS CAPUTO**  
Assistant Coach



**JAMAL BRUNT**  
Assistant Coach



**ADAM FISHER**  
Assistant Coach



**JAMES JOHNSON**  
Director of Operations



**2015-16 Miami Men's Basketball**  
**Miami Team Game-by-Game Comparison (as of Mar 21, 2016)**  
**All games**

Opponent	1st	2nd	Score	Mar	Total FG	FG Pct	3-Pointers	3FG Pct	Free Throws	FT Pct	Rebounds	Assist	T/Over	Block	Steal	Fouls
UTRGV	28/20	58/39	86-59	+27	26-62/22-55	.419/.400	10-31/7-19	.323/.368	24-33/8-12	.727/.667	45/34 +11	14/9	8/15	0/1	6/4	16/26
LOUISIANA	43/27	50/50	93-77	+16	31-55/29-63	.564/.460	12-23/5-20	.522/.250	19-27/14-24	.704/.583	31/38 (7)	17/14	10/13	4/3	6/7	20/23
Mississippi State	59/35	46/44	105-79	+26	34-60/30-66	.567/.455	9-17/9-22	.529/.409	28-38/10-15	.737/.667	41/27 +14	20/14	11/13	1/5	7/3	20/29
Utah	46/32	44/34	90-66	+24	31-58/24-48	.534/.500	9-17/8-21	.529/.381	19-25/10-15	.760/.667	34/25 +9	13/11	7/16	1/1	8/1	17/21
Butler	42/29	43/46	85-75	+10	27-52/26-59	.519/.441	9-20/8-18	.450/.444	22-24/15-21	.917/.714	33/30 +3	14/11	11/13	5/1	8/5	21/19
NORTHEASTERN	30/35	47/43	77-78	(1)	32-59/25-54	.542/.463	6-17/12-22	.353/.545	7-9/16-22	.778/.727	30/33 (3)	16/11	11/12	7/1	4/5	21/14
Nebraska	37/36	31/32	77-72	+5	24-58/27-64	.414/.422	6-21/9-18	.286/.500	23-28/9-12	.821/.750	41/34 +7	8/10	14/12	4/4	4/7	16/22
CHARLOTTE	46/21	42/39	88-60	+28	29-54/23-67	.537/.343	7-14/3-18	.500/.167	23-27/11-17	.852/.647	41/32 +9	19/13	12/5	3/1	3/5	17/19
FLORIDA	33/24	33/31	66-55	+11	20-51/22-57	.392/.386	7-17/1-12	.412/.083	19-24/10-16	.792/.625	42/31 +11	9/7	14/10	6/1	7/5	17/23
CO. OF CHARLESTON	41/32	44/31	85-63	+22	29-52/24-61	.558/.393	8-21/4-13	.381/.308	19-28/11-17	.679/.647	37/32 +5	14/12	17/17	3/0	11/13	20/25
La Salle	40/22	55/27	95-49	+46	34-64/17-57	.531/.298	8-20/6-24	.400/.250	19-24/9-19	.792/.474	51/24 +27	17/11	8/8	3/2	3/2	18/20
PRINCETON	27/30	49/34	76-64	+12	30-55/23-59	.545/.390	5-15/6-20	.333/.300	11-14/12-17	.786/.706	37/27 +10	11/5	11/8	7/3	2/8	13/15
SYRACUSE	17/25	47/26	64-51	+13	18-52/18-56	.346/.321	3-25/7-22	.120/.318	25-34/8-14	.735/.571	41/41 -	9/7	12/19	7/1	12/7	14/25
FLORIDA STATE	32/24	40/35	72-59	+13	27-57/23-65	.474/.354	6-24/2-19	.250/.105	12-16/11-16	.750/.688	38/39 (1)	12/11	13/14	1/4	4/5	16/17
Virginia	23/27	35/39	58-66	(8)	21-50/24-47	.420/.511	6-22/2-7	.273/.286	10-17/16-21	.588/.762	27/35 (8)	8/12	9/11	1/3	5/1	17/19
Clemson	34/32	31/44	65-76	(11)	24-55/27-56	.436/.482	7-14/7-16	.500/.438	10-14/15-15	.714/1000	32/30 +2	9/15	13/8	3/3	4/8	12/12
Boston College	29/28	38/25	67-53	+14	24-55/21-56	.436/.375	2-10/3-14	.200/.214	17-28/8-14	.607/.571	43/37 +6	10/12	13/15	4/5	11/5	15/19
WAKE FOREST	35/33	42/30	77-63	+14	23-64/23-59	.359/.390	7-20/6-18	.350/.333	24-28/11-18	.857/.611	47/37 +10	12/13	10/16	4/4	12/6	16/22
DUKE	35/31	45/38	80-69	+11	30-59/25-60	.508/.417	7-20/6-20	.350/.300	13-17/13-17	.765/.765	33/37 (4)	24/8	7/11	7/0	3/3	16/13
NC State	32/37	37/48	69-85	(16)	23-58/27-53	.397/.509	8-26/5-11	.308/.455	15-16/26-31	.938/.839	23/41 (18)	14/13	8/11	3/2	5/3	25/14
NOTRE DAME	45/33	34/37	79-70	+9	31-55/31-67	.564/.463	6-16/4-16	.375/.250	11-14/4-8	.786/.500	30/35 (5)	12/14	8/10	3/5	6/5	13/16
Georgia Tech	33/32	42/36	75-68	+7	28-57/26-52	.491/.500	4-12/7-14	.333/.500	15-21/9-16	.714/.563	30/31 (1)	14/13	6/14	2/3	4/3	15/20
PITTSBURGH	29/33	36/30	65-63	+2	23-51/25-57	.451/.439	6-20/3-13	.300/.231	13-18/10-10	.722/1000	29/35 (6)	12/11	9/9	3/3	6/5	11/16
Florida State	37/26	30/39	67-65	+2	21-55/26-57	.382/.456	9-24/9-20	.375/.450	16-22/4-9	.727/.444	38/30 +8	13/11	13/13	5/6	5/7	17/21
VIRGINIA TECH	21/22	44/27	65-49	+16	24-48/16-54	.500/.296	5-14/6-20	.357/.300	12-15/11-14	.800/.786	32/33 (1)	8/8	13/16	7/2	9/8	16/15
North Carolina	33/42	38/54	71-96	(25)	25-59/39-72	.424/.542	6-19/9-20	.316/.450	15-26/9-13	.577/.692	29/46 (17)	9/21	11/9	5/5	5/5	18/20
VIRGINIA	30/25	34/36	64-61	+3	21-46/25-58	.457/.431	10-19/5-16	.526/.313	12-20/6-9	.600/.667	30/35 (5)	13/10	9/7	1/5	5/5	7/16
LOUISVILLE	36/38	37/27	73-65	+8	23-43/26-56	.535/.464	8-11/7-22	.727/.318	19-23/6-8	.826/.750	27/25 +2	11/13	7/6	1/1	5/3	11/21
Notre Dame	35/22	33/28	68-50	+18	26-58/17-50	.448/.340	7-20/3-16	.350/.188	9-9/13-16	1000/.813	39/26 +13	13/8	6/6	4/3	2/3	14/14
Virginia Tech	21/32	41/45	62-77	(15)	25-59/27-51	.424/.529	4-24/9-17	.167/.529	8-13/14-17	.615/.824	33/24 +9	10/15	14/11	6/4	6/6	17/13
Virginia Tech	33/32	55/50	88-82	+6	30-53/26-53	.566/.491	8-18/2-9	.444/.222	20-26/28-31	.769/.903	23/28 (5)	18/12	10/14	4/1	11/4	22/21
Virginia	31/36	37/37	68-73	(5)	23-42/26-50	.548/.520	4-8/4-11	.500/.364	18-24/17-25	.750/.680	25/26 (1)	7/10	16/10	1/2	5/6	22/19
Buffalo	35/33	44/39	79-72	+7	24-54/23-59	.444/.390	5-15/10-26	.333/.385	26-34/16-22	.765/.727	44/31 +13	9/8	14/10	6/1	5/4	18/26
Wichita State	32/19	33/38	65-57	+8	21-38/20-59	.553/.339	7-12/6-22	.583/.273	16-23/11-14	.696/.786	26/33 (7)	7/8	16/15	4/0	10/10	15/18

Note: Game totals are displayed in the format TEAM/OPPONENT for each category

**2015-16 Miami Men's Basketball**  
**Miami Team High/Low Analysis (as of Mar 19, 2016)**  
**All games**

**Miami - TEAM GAME HIGHS**

POINTS	105		vs Mississippi State (11-19-15)
	95		at La Salle (12-22-15)
	93		LOUISIANA (11-16-15)
	90		vs Utah (11-20-15)
	88		vs Virginia Tech (03-10-16)
	88		CHARLOTTE (12-05-15)
FIELD GOALS MADE	34		at La Salle (12-22-15)
	34		vs Mississippi State (11-19-15)
FIELD GOAL ATTEMPTS	64		WAKE FOREST (01-23-16)
	64		at La Salle (12-22-15)
FIELD GOAL PERCENTAGE	.567	(34-60)	vs Mississippi State (11-19-15)
3 PT FIELD GOALS MADE	12		LOUISIANA (11-16-15)
3 PT FG ATTEMPTS	31		UTRGV (11-13-15)
3 PT FG PERCENTAGE	.727	(8-11)	LOUISVILLE (02-27-16)
FREE THROWS MADE	28		vs Mississippi State (11-19-15)
FREE THROW ATTEMPTS	38		vs Mississippi State (11-19-15)
FREE THROW PERCENTAGE	1.000	(9-9)	at Notre Dame (03-02-16)
REBOUNDS	51		at La Salle (12-22-15)
ASSISTS	24		DUKE (01-25-16)
STEALS	12		WAKE FOREST (01-23-16)
	12		SYRACUSE (01-02-16)
BLOCKED SHOTS	7		VIRGINIA TECH (02-17-16)
	7		DUKE (01-25-16)
	7		SYRACUSE (01-02-16)
	7		PRINCETON (12-29-15)
	7		NORTHEASTERN (11-27-15)
TURNOVERS	17		CO. OF CHARLESTON (12-19-15)
FOULS	25		at NC State (01-30-16)

**2015-16 Miami Men's Basketball**  
**Miami High/Low Analysis (as of Mar 19, 2016)**  
**All games**

**Opponent - GAME HIGHS**

POINTS	96		at North Carolina (02-20-16)
	85		at NC State (01-30-16)
	82		vs Virginia Tech (03-10-16)
	79		vs Mississippi State (11-19-15)
	78		NORTHEASTERN (11-27-15)
FIELD GOALS MADE	39		at North Carolina (02-20-16)
FIELD GOAL ATTEMPTS	72		at North Carolina (02-20-16)
FIELD GOAL PERCENTAGE	.542	(39-72)	at North Carolina (02-20-16)
3 PT FIELD GOALS MADE	12		NORTHEASTERN (11-27-15)
3 PT FG ATTEMPTS	26		vs Buffalo (03-17-16)
3 PT FG PERCENTAGE	.545	(12-22)	NORTHEASTERN (11-27-15)
FREE THROWS MADE	28		vs Virginia Tech (03-10-16)
FREE THROW ATTEMPTS	31		vs Virginia Tech (03-10-16)
	31		at NC State (01-30-16)
FREE THROW PERCENTAGE	1.000	(15-15)	at Clemson (01-16-16)
	1.000	(10-10)	PITTSBURGH (02-09-16)
REBOUNDS	46		at North Carolina (02-20-16)
ASSISTS	21		at North Carolina (02-20-16)
STEALS	13		CO. OF CHARLESTON (12-19-15)
BLOCKED SHOTS	6		at Florida State (02-14-16)
TURNOVERS	19		SYRACUSE (01-02-16)
FOULS	29		vs Mississippi State (11-19-15)



**2015-16 Miami Men's Basketball**  
**Miami High/Low Analysis (as of Mar 19, 2016)**  
**All games**

**Miami - GAME LOWS**

POINTS	58		at Virginia (01-12-16)
	62		at Virginia Tech (03-05-16)
	64		SYRACUSE (01-02-16)
	64		VIRGINIA (02-22-16)
	65		at Clemson (01-16-16)
	65		PITTSBURGH (02-09-16)
	65		VIRGINIA TECH (02-17-16)
	65		vs Wichita State (03-19-16)
FIELD GOALS MADE	18		SYRACUSE (01-02-16)
FIELD GOAL ATTEMPTS	38		vs Wichita State (03-19-16)
FIELD GOAL PERCENTAGE	.346	(18-52)	SYRACUSE (01-02-16)
3 PT FIELD GOALS MADE	2		at Boston College (01-20-16)
3 PT FG ATTEMPTS	8		vs Virginia (03-11-16)
3 PT FG PERCENTAGE	.120	(3-25)	SYRACUSE (01-02-16)
FREE THROWS MADE	7		NORTHEASTERN (11-27-15)
FREE THROW ATTEMPTS	9		NORTHEASTERN (11-27-15)
	9		at Notre Dame (03-02-16)
FREE THROW PERCENTAGE	.577	(15-26)	at North Carolina (02-20-16)
REBOUNDS	23		at NC State (01-30-16)
	23		vs Virginia Tech (03-10-16)
ASSISTS	7		vs Virginia (03-11-16)
	7		vs Wichita State (03-19-16)
STEALS	2		PRINCETON (12-29-15)
	2		at Notre Dame (03-02-16)
BLOCKED SHOTS	0		UTRGV (11-13-15)
TURNOVERS	6		at Georgia Tech (02-07-16)
	6		at Notre Dame (03-02-16)
FOULS	7		VIRGINIA (02-22-16)

**2015-16 Miami Men's Basketball**  
**Miami High/Low Analysis (as of Mar 19, 2016)**  
**All games**

**Opponent - GAME LOWS**

POINTS	49		at La Salle (12-22-15)
	49		VIRGINIA TECH (02-17-16)
	50		at Notre Dame (03-02-16)
	51		SYRACUSE (01-02-16)
	53		at Boston College (01-20-16)
FIELD GOALS MADE	16		VIRGINIA TECH (02-17-16)
FIELD GOAL ATTEMPTS	47		at Virginia (01-12-16)
FIELD GOAL PERCENTAGE	.296	(16-54)	VIRGINIA TECH (02-17-16)
3 PT FIELD GOALS MADE	1		FLORIDA (12-08-15)
3 PT FG ATTEMPTS	7		at Virginia (01-12-16)
3 PT FG PERCENTAGE	.083	(1-12)	FLORIDA (12-08-15)
FREE THROWS MADE	4		NOTRE DAME (02-03-16)
	4		at Florida State (02-14-16)
FREE THROW ATTEMPTS	8		NOTRE DAME (02-03-16)
	8		LOUISVILLE (02-27-16)
FREE THROW PERCENTAGE	.444	(4-9)	at Florida State (02-14-16)
REBOUNDS	24		at La Salle (12-22-15)
	24		at Virginia Tech (03-05-16)
ASSISTS	5		PRINCETON (12-29-15)
STEALS	1		vs Utah (11-20-15)
	1		at Virginia (01-12-16)
BLOCKED SHOTS	0		CO. OF CHARLESTON (12-19-15)
	0		DUKE (01-25-16)
	0		vs Wichita State (03-19-16)
TURNOVERS	5		CHARLOTTE (12-05-15)
FOULS	12		at Clemson (01-16-16)

**2015-16 Miami Men's Basketball**  
**Miami Player High/Low Analysis (as of Mar 19, 2016)**  
**All games**

**Miami - INDIVIDUAL GAME HIGHS**

Points	28		Angel Rodriguez vs Wichita State (03-19-16)
	27		Sheldon McClellan vs Utah (11-20-15)
	24		Angel Rodriguez vs Buffalo (03-17-16)
	24		Sheldon McClellan vs Florida (12-08-15)
	22		Sheldon McClellan at Georgia Tech (02-07-16)
	22		Sheldon McClellan vs Syracuse (01-02-16)
Field Goals Made	10		Sheldon McClellan vs Utah (11-20-15)
Field Goal Att.	19		Sheldon McClellan at Virginia Tech (03-05-16)
FG Pct (min 7 made)	.875	(7-8)	Ivan CruzUceda at La Salle (12-22-15)
3-Point FG Made	5		Davon Reed vs Virginia (02-22-16)
3-Point FG Att.	9		Sheldon McClellan at Florida State (02-14-16)
	9		Sheldon McClellan at NC State (01-30-16)
3-Pt FG Pct (min 4 made)	1.000	(4-4)	Anthony Lawrence vs Notre Dame (02-03-16)
Free Throws Made	12		Sheldon McClellan vs Syracuse (01-02-16)
Free Throw Att.	14		Sheldon McClellan vs Syracuse (01-02-16)
FT Pct (min 7 made)	1.000	(8-8)	Sheldon McClellan vs Wake Forest (01-23-16)
Rebounds	17		Tonye Jekiri at Boston College (01-20-16)
Assists	11		Angel Rodriguez vs Duke (01-25-16)
Steals	6		Angel Rodriguez vs Syracuse (01-02-16)
Blocked Shots	5		Tonye Jekiri vs Northeastern (11-27-15)
Turnovers	7		Angel Rodriguez vs Wichita State (03-19-16)
Fouls	5		Sheldon McClellan vs Virginia (03-11-16)
	5		Tonye Jekiri vs Virginia Tech (03-10-16)
	5		Kamari Murphy vs Virginia Tech (03-10-16)
	5		Angel Rodriguez at Notre Dame (03-02-16)
	5		Angel Rodriguez at Georgia Tech (02-07-16)
	5		Angel Rodriguez vs Florida State (01-09-16)
Minutes	43		Sheldon McClellan at Nebraska (12-01-15)
	39		Davon Reed vs Buffalo (03-17-16)
	39		Angel Rodriguez vs Virginia Tech (02-17-16)
	39		Sheldon McClellan at Clemson (01-16-16)
	39		Tonye Jekiri at Nebraska (12-01-15)
	38		Sheldon McClellan vs Wichita State (03-19-16)
	38		Sheldon McClellan vs Buffalo (03-17-16)
	38		Sheldon McClellan at Notre Dame (03-02-16)
	38		Sheldon McClellan vs Syracuse (01-02-16)



**2015-16 Miami Men's Basketball**  
**Miami Opponent High/Low Analysis (as of Mar 19, 2016)**  
**All games**

**OPPONENT INDIVIDUAL GAME HIGHS**

Points	31		Seth Allen vs Virginia Tech (03-10-16)
	30		Barber, Anthony at NC State (01-30-16)
	28		Malcolm Brogdon vs Virginia (02-22-16)
	28		Shields, Shavon at Nebraska (12-01-15)
	25		Blossomgame,Jaron at Clemson (01-16-16)
Field Goals Made	12		Malcolm Brogdon vs Virginia (02-22-16)
Field Goal Att.	25		Shields, Shavon at Nebraska (12-01-15)
FG Pct (min 7 made)	.700	(7-10)	Justin Bibbs at Virginia Tech (03-05-16)
3-Point FG Made	5		Justin Bibbs at Virginia Tech (03-05-16)
	5		Malachi Richardson vs Syracuse (01-02-16)
	5		Ford, Quincy vs Northeastern (11-27-15)
	5		DUNHAM, Kellen vs Butler (11-22-15)
3-Point FG Att.	10		Ford, Quincy vs Northeastern (11-27-15)
3-Pt FG Pct (min 4 made)	.833	(5-6)	Justin Bibbs at Virginia Tech (03-05-16)
	.833	(5-6)	Malachi Richardson vs Syracuse (01-02-16)
Free Throws Made	17		Seth Allen vs Virginia Tech (03-10-16)
Free Throw Att.	18		Seth Allen vs Virginia Tech (03-10-16)
FT Pct (min 7 made)	1.000	(10-10)	Barber, Anthony at NC State (01-30-16)
Rebounds	15		Johnson, Brice at North Carolina (02-20-16)
Assists	8		Justin Robinson at Virginia Tech (03-05-16)
	8		Jackson, Justin at North Carolina (02-20-16)
	8		Eli Carter at Boston College (01-20-16)
	8		Wright, Jay vs Louisiana (11-16-15)
Steals	5		Roper,Jordan at Clemson (01-16-16)
	5		Pointer, Marquise vs Co. of Charleston (12-19-15)
Blocked Shots	5		Bojanovsky, Boris at Florida State (02-14-16)
Turnovers	8		Michael Gbinije vs Syracuse (01-02-16)
Fouls	5		MASSINBURG, CJ vs Buffalo (03-17-16)
	5		PERKINS, Nick vs Buffalo (03-17-16)
	5		Marial Shayok vs Virginia (03-11-16)
	5		Justin Robinson vs Virginia Tech (03-10-16)
	5		ONUAKU, Chinanu vs Louisville (02-27-16)
	5		Mike Tobey vs Virginia (02-22-16)
	5		Matt Jones vs Duke (01-25-16)
	5		Dinos Mitoglou vs Wake Forest (01-23-16)
	5		DaJuan Coleman vs Syracuse (01-02-16)
	5		Harris, Nick vs Co. of Charleston (12-19-15)
	5		Chiozza, Chris vs Florida (12-08-15)
	5		Hill, Kasey vs Florida (12-08-15)
	5		Webster, Tai at Nebraska (12-01-15)

**2015-16 Miami Men's Basketball**  
**Miami Overall/Conference Statistics (as of Mar 19, 2016)**  
**All games**

SUMMARY	Overall Statistics										Conference Statistics									
	gp-gs	min/g	fg%	3fg%	ft%	r/g	a/g	stl	blk	pts/g	gp-gs	min/g	fg%	3fg%	ft%	r/g	a/g	stl	blk	pts/g
Sheldon McClellan	34-33	32.9	.499	.389	.838	3.2	1.6	36	9	16.0	18-18	33.4	.462	.346	.835	3.4	1.6	17	7	15.8
Angel Rodriguez	34-34	30.0	.441	.331	.800	2.6	4.4	56	6	12.6	18-18	31.2	.412	.273	.767	2.8	4.6	27	3	10.9
Davon Reed	34-34	28.7	.470	.390	.816	4.1	1.2	26	15	11.2	18-18	29.8	.481	.380	.837	3.8	1.3	14	9	11.8
Ja'Quan Newton	30-1	22.8	.469	.346	.734	2.4	2.5	27	5	10.8	14-0	22.9	.432	.429	.684	2.7	2.0	11	2	10.1
Tonye Jekiri	34-34	28.6	.526	.000	.576	8.7	0.9	14	35	7.8	18-18	30.4	.480	.000	.467	8.5	0.9	11	16	7.4
Kamari Murphy	31-27	24.8	.500	.000	.558	6.1	0.5	13	30	5.6	18-17	24.3	.463	.000	.560	6.1	0.4	8	11	5.0
Ivan CruzUceda	31-7	13.6	.492	.448	1.000	2.6	0.2	6	7	5.4	16-1	11.6	.379	.333	1.000	2.3	0.1	2	4	4.0
Anthony Lawrence	32-0	11.9	.500	.425	.605	1.9	0.8	15	11	4.0	17-0	10.6	.474	.474	.474	1.6	0.7	6	8	3.2
James Palmer	33-0	11.7	.362	.267	.688	1.2	0.8	14	5	3.3	18-0	10.7	.320	.182	.789	0.7	0.7	11	4	2.8
Ebuka Izundu	14-0	5.4	.625	.000	.632	1.2	0.2	2	2	2.3	6-0	5.3	1.000	.000	.667	0.3	0.2	2	2	1.7
Mike Robinson	8-0	1.6	.556	.571	.000	0.1	0.0	0	0	1.8	2-0	1.0	.500	.000	.000	0.0	0.0	0	0	1.0
Chris Stowell	8-0	1.5	.000	.000	.000	0.4	0.0	0	1	0.0	2-0	1.0	.000	.000	.000	0.0	0.0	0	1	0.0
Totals	34		.477	.369	.750	34.8	12.5	209	126	75.4	18		.445	.326	.729	33.4	11.8	109	67	68.9
Opponent	34		.426	.336	.710	32.4	11.2	177	86	66.7	18		.435	.332	.729	34.3	11.9	88	59	65.9

SCORING	Overall Statistics								Conference Statistics							
	fg-fga	fg%	3fg-fga	3fg%	ft-fta	ft%	pts	pts/g	fg-fga	fg%	3fg-fga	3fg%	ft-fta	ft%	pts	pts/g
Sheldon McClellan	169-339	.499	51-131	.389	155-185	.838	544	16.0	86-186	.462	27-78	.346	86-103	.835	285	15.8
Angel Rodriguez	139-315	.441	53-160	.331	96-120	.800	427	12.6	70-170	.412	24-88	.273	33-43	.767	197	10.9
Davon Reed	125-266	.470	46-118	.390	84-103	.816	380	11.2	75-156	.481	27-71	.380	36-43	.837	213	11.8
Ja'Quan Newton	105-224	.469	9-26	.346	105-143	.734	324	10.8	48-111	.432	6-14	.429	39-57	.684	141	10.1
Tonye Jekiri	113-215	.526	0-4	.000	38-66	.576	264	7.8	60-125	.480	0-1	.000	14-30	.467	134	7.4
Kamari Murphy	75-150	.500	0-7	.000	24-43	.558	174	5.6	38-82	.463	0-4	.000	14-25	.560	90	5.0
Ivan CruzUceda	59-120	.492	39-87	.448	10-10	1.000	167	5.4	22-58	.379	14-42	.333	6-6	1.000	64	4.0
Anthony Lawrence	44-88	.500	17-40	.425	23-38	.605	128	4.0	18-38	.474	9-19	.474	9-19	.474	54	3.2
James Palmer	38-105	.362	12-45	.267	22-32	.688	110	3.3	16-50	.320	4-22	.182	15-19	.789	51	2.8
Ebuka Izundu	10-16	.625	0-0	.000	12-19	.632	32	2.3	3-3	1.000	0-0	.000	4-6	.667	10	1.7
Mike Robinson	5-9	.556	4-7	.571	0-0	.000	14	1.8	1-2	.500	0-1	.000	0-0	.000	2	1.0
Chris Stowell	0-1	.000	0-1	.000	0-0	.000	0	0.0	0-0	.000	0-0	.000	0-0	.000	0	0.0
Totals	882-1848	.477	231-626	.369	569-759	.750	2564	75.4	437-981	.445	111-340	.326	256-351	.729	1241	68.9
Opponent	833-1957	.426	200-596	.336	401-565	.710	2267	66.7	446-1026	.435	100-301	.332	194-266	.729	1186	65.9

TOTALS	Overall Statistics										Conference Statistics									
	o-reb	d-reb	total	pf	fo	a	to	a/to	hi	pts	o-reb	d-reb	total	pf	fo	a	to	a/to	hi	pts
Sheldon McClellan	19	91	110	59	1	56	41	1.4	27		8	54	62	31	0	28	20	1.4	22	
Angel Rodriguez	23	65	88	88	3	150	85	1.8	28		16	34	50	48	3	82	40	2.1	19	
Davon Reed	19	122	141	70	0	41	42	1.0	21		14	55	69	29	0	24	20	1.2	21	
Ja'Quan Newton	16	55	71	46	0	74	64	1.2	20		10	28	38	24	0	28	32	0.9	18	
Tonye Jekiri	92	204	296	102	1	29	49	0.6	20		54	99	153	54	0	16	22	0.7	14	
Kamari Murphy	46	142	188	63	1	15	25	0.6	11		32	77	109	30	0	8	14	0.6	11	
Ivan CruzUceda	16	64	80	55	0	6	19	0.3	20		9	27	36	23	0	2	9	0.2	12	
Anthony Lawrence	28	34	62	39	0	27	13	2.1	18		15	12	27	14	0	12	7	1.7	18	
James Palmer	11	27	38	19	0	25	16	1.6	14		5	8	13	8	0	12	6	2.0	7	
Ebuka Izundu	11	6	17	17	0	3	5	0.6	11		2	0	2	9	0	1	3	0.3	6	
Mike Robinson	0	1	1	3	0	0	0	0.0	6		0	0	0	0	0	0	0	0.0	2	
Chris Stowell	0	3	3	1	0	0	1	0.0	0		0	0	0	0	0	0	0	0.0	0	
Totals	323	859	1182	563	6	426	371	1.1	105		186	415	601	270	3	213	181	1.2	80	
Opponent	354	748	1102	653	13	381	397	1.0	96		203	414	617	313	5	215	206	1.0	96	

**2015-16 Miami Men's Basketball**  
**Miami Season/Career Statistics (as of Mar 19, 2016)**  
**All games**

SEASON STATISTICS

CAREER STATISTICS

SUMMARY	gp-gs	min/g	fg%	3fg%	ft%	r/g	a/g	stl	blk	pts/g	gp-gs	min/g	fg%	3fg%	ft%	r/g	a/g	stl	blk	pts/g
Sheldon McClellan	34-33	32.9	.499	.389	.838	3.2	1.6	36	9	16.0	72-71	33.3	.490	.372	.832	4.0	1.8	70	16	15.2
Angel Rodriguez	34-34	30.0	.441	.331	.800	2.6	4.4	56	6	12.6	66-63	29.2	.388	.318	.769	2.5	4.2	115	15	12.3
Davon Reed	34-34	28.7	.470	.390	.816	4.1	1.2	26	15	11.2	97-65	25.6	.429	.395	.751	3.3	1.4	69	32	8.7
Ja'Quan Newton	30-1	22.8	.469	.346	.734	2.4	2.5	27	5	10.8	64-4	17.8	.448	.361	.705	1.8	1.9	35	9	7.2
Tonye Jekiri	34-34	28.6	.526	.000	.576	8.7	0.9	14	35	7.8	138-87	22.0	.501	.200	.640	6.5	0.7	63	126	5.6
Kamari Murphy	31-27	24.8	.500	.000	.558	6.1	0.5	13	30	5.6	31-27	24.8	.500	.000	.558	6.1	0.5	13	30	5.6
Ivan CruzUceda	31-7	13.6	.492	.448	1.000	2.6	0.2	6	7	5.4	52-13	15.0	.438	.403	.889	3.0	0.2	14	12	5.3
Anthony Lawrence	32-0	11.9	.500	.425	.605	1.9	0.8	15	11	4.0	32-0	11.9	.500	.425	.605	1.9	0.8	15	11	4.0
James Palmer	33-0	11.7	.362	.267	.688	1.2	0.8	14	5	3.3	71-5	12.5	.390	.324	.673	1.3	0.7	19	14	3.5
Ebuka Izundu	14-0	5.4	.625	.000	.632	1.2	0.2	2	2	2.3	14-0	5.4	.625	.000	.632	1.2	0.2	2	2	2.3
Mike Robinson	8-0	1.6	.556	.571	.000	0.1	0.0	0	0	1.8	8-0	1.6	.556	.571	.000	0.1	0.0	0	0	1.8
Chris Stowell	8-0	1.5	.000	.000	.000	0.4	0.0	0	1	0.0	12-0	1.5	.000	.000	.000	0.3	0.1	0	1	0.0

SCORING	fg-fga	fg%	3fg-fga	3fg%	ft-fta	ft%	pts	pts/g	fg-fga	fg%	3fg-fga	3fg%	ft-fta	ft%	pts	pts/g
Sheldon McClellan	169-339	.499	51-131	.389	155-185	.838	544	16.0	361-736	.490	105-282	.372	267-321	.832	1094	15.2
Angel Rodriguez	139-315	.441	53-160	.331	96-120	.800	427	12.6	249-641	.388	101-318	.318	210-273	.769	809	12.3
Davon Reed	125-266	.470	46-118	.390	84-103	.816	380	11.2	273-637	.429	123-311	.395	175-233	.751	844	8.7
Ja'Quan Newton	105-224	.469	9-26	.346	105-143	.734	324	10.8	150-335	.448	13-36	.361	146-207	.705	459	7.2
Tonye Jekiri	113-215	.526	0-4	.000	38-66	.576	264	7.8	311-621	.501	1-5	.200	144-225	.640	767	5.6
Kamari Murphy	75-150	.500	0-7	.000	24-43	.558	174	5.6	75-150	.500	0-7	.000	24-43	.558	174	5.6
Ivan CruzUceda	59-120	.492	39-87	.448	10-10	1.000	167	5.4	96-219	.438	60-149	.403	24-27	.889	276	5.3
Anthony Lawrence	44-88	.500	17-40	.425	23-38	.605	128	4.0	44-88	.500	17-40	.425	23-38	.605	128	4.0
James Palmer	38-105	.362	12-45	.267	22-32	.688	110	3.3	90-231	.390	35-108	.324	37-55	.673	252	3.5
Ebuka Izundu	10-16	.625	0-0	.000	12-19	.632	32	2.3	10-16	.625	0-0	.000	12-19	.632	32	2.3
Mike Robinson	5-9	.556	4-7	.571	0-0	.000	14	1.8	5-9	.556	4-7	.571	0-0	.000	14	1.8
Chris Stowell	0-1	.000	0-1	.000	0-0	.000	0	0.0	0-2	.000	0-1	.000	0-0	.000	0	0.0

TOTALS	o-reb	d-reb	t-reb	pf	fo	ast	to	a/to	o-reb	d-reb	t-reb	pf	fo	ast	to	a/to
Sheldon McClellan	19	91	110	59	1	56	41	1.4	51	237	288	118	1	130	90	1.4
Angel Rodriguez	23	65	88	88	3	150	85	1.8	37	126	163	177	9	276	159	1.7
Davon Reed	19	122	141	70	0	41	42	1.0	56	261	317	193	1	136	118	1.2
Ja'Quan Newton	16	55	71	46	0	74	64	1.2	24	90	114	80	0	121	103	1.2
Tonye Jekiri	92	204	296	102	1	29	49	0.6	305	592	897	338	11	97	142	0.7
Kamari Murphy	46	142	188	63	1	15	25	0.6	46	142	188	63	1	15	25	0.6
Ivan CruzUceda	16	64	80	55	0	6	19	0.3	34	120	154	74	0	10	32	0.3
Anthony Lawrence	28	34	62	39	0	27	13	2.1	28	34	62	39	0	27	13	2.1
James Palmer	11	27	38	19	0	25	16	1.6	25	67	92	47	0	50	44	1.1
Ebuka Izundu	11	6	17	17	0	3	5	0.6	11	6	17	17	0	3	5	0.6
Mike Robinson	0	1	1	3	0	0	0	0.0	0	1	1	3	0	0	0	0.0
Chris Stowell	0	3	3	1	0	0	1	0.0	0	3	3	2	0	1	1	1.0

**2015-16 Miami Men's Basketball  
Miami Combined Team Statistics (as of Mar 19, 2016)  
All games**

<b>RECORD:</b>	<b>OVERALL</b>	<b>HOME</b>	<b>AWAY</b>	<b>NEUTRAL</b>
ALL GAMES	27-7	15-1	6-5	6-1
CONFERENCE	13-5	9-0	4-5	0-0
NON-CONFERENCE	14-2	6-1	2-0	6-1

##	Player	gp-gs	min	avg	Total		3-Point		F-Throw		Rebounds				pf	dq	a	to	blk	stl	pts	avg
					fg-fga	fg%	3fg-fga	3fg%	ft-fa	ft%	off	def	tot	avg								
10	Sheldon McClellan	34-33	1119	32.9	169-339	.499	51-131	.389	155-185	.838	19	91	110	3.2	59	1	56	41	9	36	544	16.0
13	Angel Rodriguez	34-34	1019	30.0	139-315	.441	53-160	.331	96-120	.800	23	65	88	2.6	88	3	150	85	6	56	427	12.6
05	Davon Reed	34-34	977	28.7	125-266	.470	46-118	.390	84-103	.816	19	122	141	4.1	70	0	41	42	15	26	380	11.2
00	Ja'Quan Newton	30-1	683	22.8	105-224	.469	9-26	.346	105-143	.734	16	55	71	2.4	46	0	74	64	5	27	324	10.8
23	Tonye Jekiri	34-34	971	28.6	113-215	.526	0-4	.000	38-66	.576	92	204	296	8.7	102	1	29	49	35	14	264	7.8
21	Kamari Murphy	31-27	768	24.8	75-150	.500	0-7	.000	24-43	.558	46	142	188	6.1	63	1	15	25	30	13	174	5.6
33	Ivan CruzUceda	31-7	422	13.6	59-120	.492	39-87	.448	10-10	1.000	16	64	80	2.6	55	0	6	19	7	6	167	5.4
03	Anthony Lawrence	32-0	380	11.9	44-88	.500	17-40	.425	23-38	.605	28	34	62	1.9	39	0	27	13	11	15	128	4.0
12	James Palmer	33-0	385	11.7	38-105	.362	12-45	.267	22-32	.688	11	27	38	1.2	19	0	25	16	5	14	110	3.3
15	Ebuka Izundu	14-0	76	5.4	10-16	.625	0-0	.000	12-19	.632	11	6	17	1.2	17	0	3	5	2	2	32	2.3
20	Mike Robinson	8-0	13	1.6	5-9	.556	4-7	.571	0-0	.000	0	1	1	0.1	3	0	0	0	0	0	14	1.8
35	Chris Stowell	8-0	12	1.5	0-1	.000	0-1	.000	0-0	.000	0	3	3	0.4	1	0	0	1	1	0	0	0.0
Team											42	45	87		1		11					
Total.....		34	6825		882-1848	.477	231-626	.369	569-759	.750	323	859	1182	34.8	563	6	426	371	126	209	2564	75.4
Opponents.....		34	6825		833-1957	.426	200-596	.336	401-565	.710	354	748	1102	32.4	653	13	381	397	86	177	2267	66.7

TEAM STATISTICS	UM	OPP	Date	Opponent	Score	Att.		
SCORING	2564	2267	11-13-15	UTRGV	w 86-59	6607		
Points per game	75.4	66.7	11-16-15	LOUISIANA	w 93-77	5965		
Scoring margin	+8.7	-	& 11-19-15	vs Mississippi State	w 105-79	1947		
FIELD GOALS-ATT	882-1848	833-1957	& 11-20-15	vs Utah	w 90-66	2001		
Field goal pct	.477	.426	& 11-22-15	vs Butler	w 85-75	5309		
3 POINT FG-ATT	231-626	200-596	11-27-15	NORTHEASTERN	L 77-78	6635		
3-point FG pct	.369	.336	! 12-01-15	at Nebraska	Wot 77-72	15646		
3-pt FG made per game	6.8	5.9	12-05-15	CHARLOTTE	w 88-60	6735		
FREE THROWS-ATT	569-759	401-565	12-08-15	FLORIDA	w 66-55	7972		
Free throw pct	.750	.710	12-19-15	CO. OF CHARLESTON	w 85-63	6956		
F-Throws made per game	16.7	11.8	12-22-15	at La Salle	w 95-49	3582		
REBOUNDS	1182	1102	12-29-15	PRINCETON	w 76-64	6927		
Rebounds per game	34.8	32.4	* 01-02-16	SYRACUSE	w 64-51	7041		
Rebounding margin	+2.4	-	* 01-09-16	FLORIDA STATE	w 72-59	7972		
ASSISTS	426	381	* 01-12-16	at Virginia	L 58-66	13495		
Assists per game	12.5	11.2	* 01-16-16	at Clemson	L 65-76	12575		
TURNOVERS	371	397	* 01-20-16	at Boston College	w 67-53	3286		
Turnovers per game	10.9	11.7	* 01-23-16	WAKE FOREST	w 77-63	6928		
Turnover margin	+0.8	-	* 01-25-16	DUKE	w 80-69	7972		
Assist/turnover ratio	1.1	1.0	* 01-30-16	at NC State	L 69-85	18103		
STEALS	209	177	* 02-03-16	NOTRE DAME	w 79-70	6819		
Steals per game	6.1	5.2	* 02-07-16	at Georgia Tech	w 75-68	5569		
BLOCKS	126	86	* 02-09-16	PITTSBURGH	w 65-63	6609		
Blocks per game	3.7	2.5	* 02-14-16	at Florida State	w 67-65	9492		
ATTENDANCE	112110	170654	* 02-17-16	VIRGINIA TECH	w 65-49	6614		
Home games-Avg/Game	16-7007	11-10905	* 02-20-16	at North Carolina	L 71-96	20151		
Neutral site-Avg/Game	-	7-7242	* 02-22-16	VIRGINIA	w 64-61	7016		
			* 02-27-16	LOUISVILLE	w 73-65	7342		
Score by Periods	1st	2nd	OT	Totals				
Miami	1160	1395	9	2564				
Opponents	1005	1258	4	2267				
					* 03-02-16	at Notre Dame	w 68-50	9149
					* 03-05-16	at Virginia Tech	L 62-77	8911
					% 03-10-16	vs Virginia Tech	w 88-82	20719
					% 03-11-16	vs Virginia	L 68-73	20719
					# 03-17-16	vs Buffalo	w 79-72	0
					# 03-19-16	vs Wichita State	w 65-57	0

& = Puerto Rico Tip-Off  
 ! = Big Ten / ACC Challenge  
 \* = Conference game  
 % = ACC Tournament  
 # = NCAA Tournament