



CONTACT: Amy Woodruff, Associate Communications Director  
 O: (305) 284-3241 | C: (813) 410-1194  
 A.Woodruff@miami.edu | @CanesHoops

**2013-14 SCHEDULE**

DATE	OPPONENT	TV/RPI	TIME/SCORE
Oct. 30	Florida Tech (exh.)		W, 84-55
Nov. 8	St. Francis Brooklyn	152	L, OT, 62-66
Nov. 11	Georgia Southern	316	W, OT, 81-80
Nov. 14	Texas Southern	302	W, 84-69
Nov. 18	at College of Charleston &	227	W, 70-54
Nov. 21	UCF	201	L, 58-63
<b>DIRECTV Wooden Legacy (Anaheim, Calif.)</b>			
Nov. 28	vs. RV/- George Washington	32	L, OT, 63-71
Nov. 29	vs. Cal State Fullerton	292	W, 48-46
Dec. 1	vs. RV/RV Arizona State	47	W, 60-57
Dec. 4	at Nebraska!	72	L, 49-60
Dec. 8	Virginia Tech*	225	L, OT, 60-61
Dec. 19	at Savannah State	303	W, 68-51
Dec. 22	La Salle	79	W, 71-58
Dec. 30	Loyola (MD)	252	W, 71-48
Jan. 4	at No. 2 Syracuse*	3	L, 49-44
Jan. 8	at RV/RV North Carolina*	42	W, 63-57
Jan. 15	Florida State*	40	L, 53-63
Jan. 18	at Georgia Tech*	138	W, 56-42
Jan. 22	No. 18 Duke*	11	L, 46-67
Jan. 25	No. 2 Syracuse*	3	L, 52-64
Jan. 29	at Maryland*	68	L, 71-74
Feb. 1	Norfolk State	268	W, 64-49
Feb. 5	No. 25/22 Pittsburgh*	26	L, OT, 55-59
Feb. 8	NC State*	61	L, 55-56
Feb. 10	at Florida State*	40	7 p.m.
Feb. 15	at Virginia Tech*	RSN	6 p.m.
Feb. 19	Notre Dame*	RSN	9 p.m.
Feb. 22	Boston College*	ACCN	12 p.m.
Feb. 26	at 20/21 Virginia*	RSN	7 p.m.
March 1	at NC State*	ACCN	12 p.m.
March 4	at Clemson*	ACCN	8 p.m.
March 8	Wake Forest*	RSN	2 p.m.
March 12	ACC Tournament		

All home games are played at the BankUnited Center  
 Game times are ET and subject to change  
 \* ACC game ! Big Ten/ACC Challenge  
 & First game of Wooden Legacy, played in Charleston, S.C.  
 ACCN - ACC Network RSN - Regional Sports Network  
 All conference games on an ESPN network will also be available on WatchESPN.  
 All conference games carried on ACCN or RSN will also be available on ESPN3.  
 All games can be heard on WQAM 560 and Canes All Access on HurricaneSports.com

**SOCIAL MEDIA**

Website: HurricaneSports.com  
 Twitter, Instagram, Facebook: @CanesHoops

**MIAMI MEDIA GUIDE**

Miami is not printing media guides again this season.



**MIAMI**

HURRICANES  
 (11-12, 2-8)

**NATIONAL RANKING**

--/--

**LAST TIME OUT**

L, 56-55 vs. NC State

**STATISTICAL LEADERS**

**Points per Game**

Rion Brown, 14.6  
 Garrius Adams, 9.8

**Rebounds per Game**

Rion Brown, 6.1

**Assists per Game**

Garrius Adams, 2.8

**FLORIDA STATE**

SEMINOLES  
 (14-9, 5-6)

**NATIONAL RANKING**

--/--

**LAST TIME OUT**

L, 83-71 at Maryland

**STATISTICAL LEADERS**

**Points per Game**

Aaron Thomas, 13.2  
 Okaro/Miller, 12.7

**Rebounds per Game**

Okaro White, 6.8

**Assists per Game**

Ian Miller, 3.2

**SETTING THE SCENE**

Feb. 10, 2014 | 7 p.m.  
 Donald L. Tucker Center | Tallahassee, Fla.

TV: ESPN

Radio: 560 WQAM | 90.5 WVUM

Web: WQAM.com | ESPN3

After leading Miami to the 2013 NCAA Sweet 16 and winning the school's first ACC regular season and tournament championships, **Jim Larrañaga** was honored as the AP, Naismith, USBWA Henry Iba, Adolph Rupp Cup and ACC Coach of the Year. The Bronx, N.Y., native helped Miami to a No. 2 national ranking by both the AP and USA TODAY, and a No. 2 seed in the NCAA Tournament. He is the 10th coach in the last 10 years to lead two top-10 programs.



**THE GAME**

Miami wraps up a stretch of three games in six days when the Canes face Florida State in Tallahassee on Monday, Feb. 10 at 7 p.m.

**THE SERIES**

Miami is 31-41 in the all-time series against Florida State, which dates back to the 1950-51 season. The Canes are 25-12 against the Seminoles at home, 0-2 at neutral sites and 6-27 on the road. Miami has won three of the last five against Florida State.

**THE BROADCASTS**

Catch the game on ESPN Big Monday with Mark Jones and LaPhonso Ellis making the call. Also check out the game on 560 WQAM Radio with Joe Zagacki.

**THE COACH**

Head coach Jim Larrañaga has a 530-366 overall record in his 30th season as a head coach. He is 60-32 in his third season at the University of Miami.

**THE POLLS** (as of Feb. 8)

KenPom.com: Miami - 80, Florida State- 31. NCAA RPI: Miami - 97, Florida State- 40. SOS: Miami - 53

**THE WEATHER**

Projected temperatures on game day: Coral Gables - 80/66. Tallahassee, Fla. - 73/45.

**UP NEXT**

Miami hits the road to face Virginia Tech on Feb. 15 before returning to the BankUnited Center for a pair of home games against Notre Dame (Feb. 19) and Boston College (Feb. 22).

2013-14 ROSTER

#	Name	Pos.	Ht.	Wt.	Yr.	Hometown   Previous School (s)
3	Steve Sorenson	G	6-0	161	So.	Dallas, Texas   St. Mark's School of Texas
Walk on who played in eight games as a freshman ... First (and only) career point was a free throw against Duke on Jan. 23, 2013.						
4	Raphael Akpejori	F	6-9	241	Sr.	Lagos, Nigeria   Sunrise Christian Academy (Kan.)
Career-best 8 rebounds and 22 points vs. NC State ... Rebound in 12 of last 13 outings ... Engineering major.						
5	Davon Reed	G	6-6	208	Fr.	Ewing, N.J.   Princeton Day School (N.J.)
Shooting guard playing out of position at the point ... Notched 16 points in 25 min. against Syracuse (1/25) ... Season-best 19 pts vs. ASU.						
11	Mike Fernandez	G	6-1	189	Fr.	Coral Gables, Fla.   Belen Jesuit
Walk on raised in Coral Gables, Fla. ... H.M. All-Dade County ... Hit 40 percent of field goals senior season.						
12	Justin Heller	G	6-2	177	Sr.	Boca Raton, Fla.   West Boca Raton Community
Walk on who earned scholarship spring 2014 semester ... Played in 16 career games ... Scored first career points against Charlotte in 2012.						
15	Rion Brown	G	6-6	211	Sr.	Hinesville, Ga.   Liberty County
Scored 20.3 ppg in last four outings and 16.4 in last nine ... 7+ rebounds in 11 games ... Tied career high 25 points at Maryland.						
20	Manu Lecomte	G	5-11	159	Fr.	Brussels, Belgium   Athene des Pagodes
Three double-digit point games in last 4 outings ... Season high 19 points at Maryland ... Started first 6 games, returned to lineup vs. FSU.						
21	Erik Swoope	F	6-5	220	Sr.	Lake Elsinore, Calif.   Harvard-Westlake
16p, 12r, 6b, 79 min in last 3 games ... Four blocks vs. Norfolk State ... Career game at UNC: 14 pts, four reb ... Max bench press is 365 pounds.						
22	Donnavan Kirk	F	6-9	228	Gr.	Pontiac, Mich.   DePaul   Detroit Country Day HS
At Maryland, 9 points and 9 rebounds ... Block in 19 games, multiple blocks in 13 outings ... 7+ rebounds in 11 games.						
23	Tonye Jekiri	C	7-0	235	So.	Hialeah, Fla.   Champagnat Catholic School   Nigeria
Career-best 10 rebounds at UNC with three blocks and two steals ... 9 rebounds and 8 points vs. Duke ... Native of Nigeria.						
25	Garrus Adams	G	6-6	200	Gr.	Apex, N.C.   Middle Creek
Four-straight games in double-digit scoring ... 6.0 rpg in last four outings ... 3+ assists in 13 games ... Career high 20 pts vs. UCF.						
35	James Kelly	F	6-7	246	Jr.	Ann Arbor, Mich.   Owens CC   Pioneer HS
Missed games at Maryland and vs. Norfolk State due to lower extremity injury ... 12 points, 9 rebounds in ACC debut vs. Virginia Tech.						

REDSHIRTS (\*will sit out 2013-14 season and have two years of eligibility remaining)

1	Deandre Burnett	G	6-2	191	Fr.	Miami, Fla.   Carol City HS
Sustained left wrist injury, redshirt for rookie season ... 2012 Parade All-American ... Avg. 37 ppg as a senior, third in the nation.						
10	Sheldon McClellan *	G	6-5	206	Jr.	Houston, Texas   Texas   Bellaire
Played 68 games, starting 24 at Texas ... In two seasons averaged 12.4 ppg, 3.6 rpg, 0.7 apg.						
13	Angel Rodriguez *	G	5-11	181	Jr.	Cupey, P.R.   Kansas State   Miami Krop HS
NABC All-District, All-Big 12, Big 12 All-Defensive Team ... Big 12 Co-Champions ... Played 65 career games, averaging 9.8 ppg, 4.2 apg.						

LARRAÑAGA BY THE NUMBERS

1 - Coach Jim Larrañaga is one of four ACC coaches with a Final Four appearance to his credit.

4 - In 2006, Coach Jim Larrañaga became the first coach at a mid-major school to take his team to the NCAA Final Four in 27 years.

7 - Larrañaga is no stranger to the ACC. In his seven seasons as an assistant coach at Virginia, the Cavaliers participated in the NCAA Final Four in 1981 and 1984, won three ACC Championships and finished in the Top 5 of the AP rankings.

14 - Larrañaga has made 14 postseason appearances in the past 23 years, including six NCAA tournaments.

30 - Larrañaga is in his 30th year as a head coach and has successfully transitioned three institutions into successful programs: Miami, Bowling Green and George Mason.

LARRAÑAGA - WHY MIAMI?

Along with returning to the best basketball conference in the country, Coach L had a few personal reasons for accepting the head coaching job at Miami. Coach's grandfather was from Cuba, where he produced the Larrañaga [lare-en-YAH-ga] cigar. Coach's father was raised in Key West before moving to The Bronx, N.Y., getting married and raising six children. Coach L was raised in The Bronx, but vacationed to Florida as a boy. He also has owned a house in Sarasota - which he bought from Dick Vitale's daughter - for eight years, and three of his siblings have retired to Florida.

MIAMI VS. FLORIDA STATE OVERALL (31-41)

Since the rebirth of Miami basketball in 1985 (10-18)

Since joining the ACC in 2004-05 (7-13)

Since the arrival of Jim Larrañaga (3-3)

1/20/86	W	83-75	(h)
2/3/86	L	90-72	(a)
2/4/87	W	63-57	(h)
2/26/87	L	108-84	(a)
1/18/90 (2OT)	W	101-97	(h)
2/17/90	L	92-73	(a)
12/8/02	L	72-55	(a)
12/14/03	L	67-58	(h)
1/15/05	W	64-63	(h)
2/22/05	W	65-49	(a)
1/29/06 (OT)	W	84-78	(a)
3/5/06	L	64-61	(h)
1/20/17	L	86-67	(a)
3/3/07 (OT)	L	98-90	(h)
2/6/08	L	62-55	(h)
3/8/08 (OT)	L	75-72	(a)
1/21/09	W	75-69	(h)
2/18/09	L	80-67	(a)
2/6/10	L	65-71	(a)
3/6/10	L	60-61	(h)
1/19/11	L	55-53	(h)
2/26/11	L	65-59	(a)
2/11/12	L	64-59	(a)
2/26/12	W	78-62	(h)
3/9/12	L	82-71	(n)
1/27/13	W	71-47	(h)
2/13/13	W	74-68	(a)
1/15/14	L	63-53	(h)

PRONUNCIATIONS

Players	
5 Davon Reed	Dave-on
10 Raphael Akpejori	AHK-peh-jour-ee
15 Rion Brown	Ryan
20 Manu Lecomte	Man-ew La-cont
21 Erik Swoope	Swoope
23 Tonye Jekiri	Tahn-yay Jah-kEEr-EE
25 Garrus Adams	GARY-us

Coaches

Jim Larrañaga	LARE-uh-NAY-guh
Michael Huger	HUE-gur
Chris Caputo	Ca-poo-toe

CLASS BREAKDOWN

Graduates	Garrus Adams, Donnavan Kirk
Seniors	Raphael Akpejori, Rion Brown Justin Heller, Erik Swoope
Juniors	James Kelly, Sheldon McClellan Angel Rodriguez
Sophomores	Tonye Jekiri, Steve Sorenson
Freshmen	Deandre Burnett, Cornelius Elder Mike Fernandez, Manu Lecomte, Davon Reed

GEOGRAPHIC BREAKDOWN

BELGIUM	
Brussels	Manu Lecomte
NIGERIA	
Lagos	Raphael Akpejori
PUERTO RICO	
Cupey	Angel Rodriguez
UNITED STATES	
California	Erik Swoope
Florida	Deandre Burnett, Mike Fernandez Justin Heller, Tonye Jekiri
Georgia	Rion Brown
Michigan	James Kelly, Donnavan Kirk
New Jersey	Davon Reed
North Carolina	Garrus Adams
Tennessee	Corn Elder
Texas	Steve Sorenson, Sheldon McClellan

2013-14 ACC STANDINGS

As of Feb. 8, 2014

1. Syracuse	9-0	1.000	22-0	1.000
2. Virginia	10-1	.909	19-5	.792
3. Pitt	8-3	.727	20-4	.833
4. Duke	8-3	.727	19-5	.792
5. Clemson	6-3	.667	15-6	.714
6. North Carolina	6-4	.600	16-7	.696
7. Maryland	6-5	.545	14-10	.583
8. NC State	5-5	.500	15-8	.652
9. Florida State	5-6	.455	14-9	.609
10. Wake Forest	4-6	.400	14-9	.609
11. Georgia Tech	3-8	.273	12-12	.500
12. Notre Dame	3-8	.273	12-12	.500
13. Miami	2-8	.200	11-12	.478
14. Boston College	2-8	.200	6-17	.261
15. Virginia Tech	1-10	.091	8-15	.348

Miami was picked to finish 12th in the ACC this season.

**2013-14 QUICK HITS**

- 9 newcomers (8 scholarship)
- 6 players return (4 scholarship)
- 0 starters return
- Nine scholarship players are available for 2013-14 season.
- 2 players will redshirt after transferring from Division I schools. One will redshirt due to injury.
- Six seniors in 2013-14, after having five seniors - who all earned their academic degree - last season.
- Miami is the only ACC team with zero returning starters. Additionally, Miami lost its six top players, who started 174 combined games. Rion Brown is the only Hurricane to start any games (6) last season, so the Canes return 6-of-180 starts, which is 3.3 percent.
- Miami returns 13.3 percent of points scored (9.3 ppg), 14.2 percent of rebounds (5.1 rpg) and 1.0 percent of assists (1.1 per game), all the lowest in the ACC.
- Coach Jim Larrañaga is one of five active ACC coaches with 400 or more wins.
- Miami's freshman class includes: Deandre Burnett - third in the nation in scoring as a senior with 37 ppg; Manu Lecomte - Belgium second division player; and Davon Reed - 2,000 point scorer who averaged 24 ppg as a senior.
- Two transfers joined the Canes this season in James Kelly, who averaged 17.9 ppg and 10.0 rpg in two JC seasons and Donnavan Kirk, who played 54 games for DePaul the past two seasons, leading the team in blocked shots.
- One year ago, Miami was selected fourth by the coaches and fifth by the media in preseason ACC polls, but finished the season as the regular season and tournament champion.
- Miami started the 2012-13 season unranked, but jumped to No. 2/2 in the nation by Feb. 18. The Canes ended the season No. 5/10.
- At that same Operation Basketball, zero Hurricanes were selected for preseason All-ACC teams. At the end of the championship season, Jim Larrañaga was Coach of the Year, Shane Larkin was Player of the Year (coaches), and Durand Scott was Defensive Player of the Year while Larkin (1st & defensive), Kenny Kadji (2nd), and Scott (H.M. & defensive) were selected to ACSMA All-ACC teams. The coaches picked Scott for third team and Julian Gamble was listed on the Defensive Team with Scott and Larkin.
- Miami's top six players from the 2013 ACC Championship season combined for 5,399 career points, 2,744 rebounds, 966 assists, 480 steals, 369 blocked shots and 412 starts.
- All six of those six players have played professionally since graduating: Dallas Maverick Shane Larkin was selected No. 18 in the NBA Draft; Kenny Kadji (Cavaliers) and Trey McKinney Jones (Bucks) were with NBA teams during the preseason; Reggie Johnson was selected in the D-League Draft by the Delaware 87ers, Julian Gamble is playing in France and Durand Scott is in Spain.
- Shane Larkin was picked No. 18 overall in the 2013 NBA Draft. The ACC led all conferences with eight players selected in the Draft. Every ACC team has had at least one first round selection. With its four first-round selections, the ACC extends its streak of having at least one first-round draft pick to 25 consecutive years (1989-2013). Over the past five years (2009-13), the ACC leads all conferences with 27 first round picks.
- In 2013 Miami won the ACC regular season and tournament championships. The last team to win both titles outright was North Carolina in 2008. (Duke tied with Maryland in 2010 for regular season).
- Miami is the only school not from the state of North Carolina to win both the ACC regular season and tournament titles outright in the same season. (Georgia Tech was regular season tri-champion in 1985).

**STIFLING D BY THE HURRICANES**

After playing man-to-man defense 95 percent of the time in his first 40 years of coaching, Jim Larrañaga's team is now playing zone 95 percent of the game.

With the zone, Miami has held 15 of its last 16 opponents to less than 70 points, and only three teams overall this season have scored more than 70 points on the Canes: 80-Georgia Southern, 71-George Washington, 74-Maryland. Prior to the game vs. Florida State, UM held five-straight opponents to fewer than 60 points, and currently has held three-straight to less than 60.

In eight of the last nine conference games, Miami has held opponents considerably below their offensive season scoring averages. Those eight teams entered the game with the Canes averaging a combined 75.6 points per game, but have been held to an average of 57.3 ppg.

Team	PPG	vs. UM	Difference
Syracuse	76.2	49	27.2
North Carolina	79.1	57	22.1
Florida State	74.3	63	11.3
Georgia Tech	70.7	42	28.7
Duke	82.6	67	15.6
Syracuse	72.0	64	8
Pittsburgh	74.4	59	15.4
NC State	71.9	56	15.9

**CARDIAC CANES**

Miami leads all ACC schools having played 11 games decided by five points-or-less or in overtime. Miami has played five overtime games and six others that were decided in the final minutes. Miami is 1-4 in overtime this season and 2-4 in close games that ended in regulation.

**THREE MINUTES OR LESS**

Excluding Miami's losses to Nebraska and Duke, the Canes have been within three points of their opponent with three minutes or less remaining in regulation.

Opponent	3:00	2:00	1:00	Outcome
St. Francis	Lead + 1	Trail - 2	Trail - 1	L, 66-62 OT
UCF	- 2	- 6	- 4	L, 63-58
GWU	Tied	+ 1	+ 2	L, 71-63 OT
Va. Tech	+ 4	+ 4	+ 3	L, 61-60 OT
at Syracuse	- 3	- 3	- 3	L, 49-44
Florida State	- 3	- 6	- 9	L, 63-53
vs. Syracuse	- 3 (2:48)	- 6	- 6	L, 64-52
Maryland	- 6	- 8	- 3 (0:39)	L, 74-71
Pittsburgh	- 1	- 2	- 2	L, 59-55 OT
NC State	- 4	- 2	- 1	L, 56-55

Player	10+ points	20+ points	7+ rebounds	2+ blocks	4+ assists
Adams	12	1	5	-	8
Akpejori	-	-	1	-	-
Brown	18	5	11	-	6
Jekiri	1	-	7	2	1
Kelly	9	-	4	1	-
Kirk	9	1	11	13	-
Lecomte	9	-	-	-	6
Reed	5	-	-	-	2
Swoope	1	-	-	2	-

**SERIES VS. FLORIDA STATE**

Overall	Florida State leads
Games in Coral Gables	25-12
Games in Tallahassee	6-27
Games on neutral courts	0-2
Current streak	FSU won 1
Last meeting	Jan. 14, 2014, L, 63-53
Larrañaga at UM vs. Florida State	3-3

**DID YOU KNOW .....**

Miami has only three players 6-foot-9 or taller, and six guys are between 6'5 and 6'7, while seven Canes are 5'11 to 6'2.

Miami men's basketball has graduated 30 of 31 players in the past nine years and in just two seasons under Larrañaga, the team has had all nine seniors earn their degree. All six seniors on the 2013 ACC Championship team earned their degree, including current senior Garris Adams.

Coach L became the first Miami coach to win 20+ games in his first two seasons at UM and only the fourth of 12 UM coaches to post two 20-win seasons.

Former Cane Rick Barry was named one of the Greatest Players in NBA History.

Miami native and former Cane James Jones won the 2010-2011 NBA All-Star Weekend 3-Point Contest and the NBA Championship in the 2011-2012 season.

Six-time NBA All Star Amar'e Stoudemire enrolled at UM last year and is taking classes to earn his bachelor's degree.

UM is in its 10th season in the ACC.

Coach L led the George Mason Patriots to the Final Four with big wins over some of basketball's elite teams such as Michigan State, UNC, and UConn. He was the first coach to take a mid-major to a Final Four in 27 years when his team advanced in 2006.

In 14 years at George Mason, Larrañaga led the Patriots to five NCAA Tournament appearances (2011, 2008, 2006, 2001, 1999), including the 2006 Final Four.

Miami basketball received APR (academic progress rate) Public Recognition Awards for being among the top 10 percent in APR in their sport. Miami ranks in the top 10 percent NCAA men's basketball with a 990 APR.

The University of Miami Department of Athletics recorded a Graduation Success Rate (GSR) of 92 percent. Miami's department-wide GSR is tied for third among ACC schools and 10th overall among FBS programs. UM has exceeded the NCAA average GSR in each of the last nine years.

According to latest US News & World Report rankings, the University of Miami is the top academic institution in the state of Florida and ranks 47th nationally.

The Hurricanes have made at least one try in 858 of 863 games since the NCAA adopted the 3-point shot in 1986.

Miami has held 716 of its last 717 opponents to less than 100 points. UNC was the last team to score 100+, defeating UM 105-64 on Jan. 31, 2007.

The Canes have averaged 20+ wins in each of the last eight seasons.

UM has played in the postseason 14 of the past 19 years, six of which were in the NCAA Tournament. The Hurricanes have advanced to the postseason seven times in nine seasons, with five NIT appearances and two NCAA appearances.

**UM COMMUNICATIONS**

**Assoc. AD for Communications** Chris Freet  
c.freet@miami.edu  
**MBB Contact** Amy Woodruff  
**Associate Director of Communications**  
**Work/Cell** (305) 284-3241 / (813) 410-1194  
**Email** a.woodruff@miami.edu  
**Website** www.HurricaneSports.com

**2013-14 UM QUICK FACTS**

**Location** Coral Gables, Fla.  
**Stadium** BankUnited Center  
**Press Row** 305-284-2111  
**Capacity** 7,900  
**Enrollment** 15,524  
**Founded** 1925  
**Colors** Orange, Green, White  
**Nickname** Hurricanes  
**Mascot** Sebastian the Ibis  
**Conference** Atlantic Coast  
**President** Dr. Donna E. Shalala  
**Director of Athletics** Blake James  
**Address** 5821 San Amaro Drive  
Coral Gables, Fla. 33146

**2012-13 Overall Record** 29-7  
**Home/Away/Neutral** 14-1/10-3/5-3  
**2012-13 ACC Record** 15-3  
**2012-13 ACC Finish** 1  
**Returning / Lost** 7/6  
**Newcomers** 9

**Head Coach** Jim Larrañaga  
**Alma Mater** Providence, 1971  
**Record at UM** 60-32 / 3rd season  
**Overall Record** 530-366 / 30th season

**STAFF**  
Eric Konkol Wisconsin-Eau Claire, '00  
Michael Huger Bowling Green, '94  
Chris Caputo Westfield (Mass.) State, '02  
**Director of Operations** Adam Fisher  
**Assoc. Director of Operations** Jaime Vathielil  
**Athletic Trainer** Wes Brown  
**Strength & Conditioning Coach** Steve Felde

**HISTORY**  
**First Season of Basketball** 1926  
**Overall All-Time Record** 932-701  
**Year UM Joined ACC** 2004-05  
**NCAA Appearances** Seven  
1960, 1998, 1999, 2000, 2002, 2008, 2013  
**Last NCAA Appearance** L, 71-61  
Sweet 16 vs. Marquette, 2013  
**NIT Appearances** 10  
1961, 1963, 1964, 1995, 1997,  
2001, 2005, 2006, 2009, 2011  
**Last NIT Appearance** L, 79-64  
Quarterfinals vs. Alabama, 2011

**COMMUNICATIONS POLICIES**

All interview requests for assistant coaches or athletics department staff members must also be approved and cleared by the UM Communications office and/or basketball contact Amy Woodruff. Credential requests are taken via e-mail to Amy Woodruff (A.Woodruff@miami.edu). Any misuse of credentials will result in removal from the BankUnited Center and the permanent voiding of the credential. The UM locker room is closed at all times. For home games, Coach Larrañaga and a handful of Hurricane players will report to the media room for interviews following the opposing team's postgame press conference.

**LED (TIED) THE TEAM IN...**

	Points	Rebounds	Assists	Steals	Blocks
Adams	4	5 (1)	5 (6)	4 (9)	
Akpejiori		1		(1)	(2)
Brown	8 (1)	3 (3)	5 (7)	2 (7)	
Jekiri		2 (2)	(1)	1 (4)	2 (3)
Kelly	3			(2)	1 (3)
Kirk	4 (1)	8 (2)		1 (1)	12 (3)
Lecomte	1		4 (3)	1 (4)	
Reed	2		1 (2)	2 (2)	(2)
Swoope				(2)	2

**RECORD WATCH**

Rion Brown is currently No. 10 on Miami's all-time list of 3-point shots made in a career. His 155 trail No. 9 Johnny Hemsley (164). Jack McClinton holds the record with 286 made from distance.

Brown is also closing in on 1,000 career points, as he currently has notched 946. Only 34 previous Canes have scored at least 1,000 points for UM, including Durand Scott and Reggie Johnson from last year's team, and Malcolm Grant from Coach L's first season at the U.

**BEAST MODE FROM ERIK SWOOPE**

Senior Erik Swoope was 3-3 from the field against Pitt, all six points were from high-flying dunks. He has swatted six opponent shots in two games against Norfolk State and Pittsburgh, after only 16 blocks in his first 97 career games. In those two games, Swoope averaged 6.5 ppg, 4.0 rpg and 3.0 bpg, up from his season averages of 2.7 ppg, 1.9 rpg and 0.4 bpg.

**LECOMTE COMPARED TO LARKIN**

Freshman Manu Lecomte's conference stats are comparable to Shane Larkin's during his rookie year at the U.

	GP-S	MPG	PPG	FG%	3FG%	FT%	A	S
Lecomte	10-7	30.6	9.1	41.7	34.8	71.9	26	4
Larkin	10-6	26.4	5.8	29.8	29.0	88.2	28	18

**COACHING COORDINATORS FOR MIAMI**

Miami's assistant coaching staff is set up in a coordinator system, with Eric Konkol as the offensive coordinator, Michael Huger manning the defense and Chris Caputo handling the scout for every opponent.

**STARTERS BY GAME**

SFB	Lecomte	Adams	Brown	Kirk	Jekiri
GSU	Lecomte	Adams	Brown	Kirk	Jekiri
TSU	Lecomte	Adams	Brown	Kirk	Jekiri
CofC	Lecomte	Adams	Brown	Kirk	Kelly
UCF	Lecomte	Adams	Brown	Kirk	Kelly
GWU	Lecomte	Adams	Brown	Kirk	Jekiri
CSF	Reed	Adams	Brown	Kirk	Kelly
ASU	Reed	Adams	Brown	Kirk	Kelly
NEB	Reed	Adams	Brown	Kirk	Kelly
VT	Reed	Adams	Brown	Kirk	Kelly
SSU	Reed	Adams	Brown	Kirk	Kelly
LaSalle	Reed	Adams	Brown	Kirk	Kelly
Loyola	Reed	Adams	Brown	Kirk	Kelly
Syracuse	Reed	Adams	Brown	Kirk	Kelly
UNC	Reed	Adams	Brown	Kirk	Kelly
FSU	Lecomte	Adams	Brown	Kirk	Jekiri
GT	Lecomte	Adams	Brown	Kirk	Jekiri
Duke	Lecomte	Adams	Brown	Kirk	Jekiri
Syracuse	Lecomte	Adams	Brown	Kirk	Jekiri
Maryland	Lecomte	Adams	Brown	Kirk	Jekiri
Norfolk	Lecomte	Adams	Brown	Kirk	Jekiri
Pittsburgh	Lecomte	Adams	Reed	Kirk	Jekiri
NC State	Lecomte	Adams	Brown	Kirk	Jekiri

**RECORD BY STARTING LINEUP**

Lecomte, Adams, Brown, Kirk, Jekiri	4-7
Lecomte, Adams, Brown, Kirk, Kelly	1-1
Reed, Adams, Brown, Kirk, Kelly	6-3
Lecomte, Adams, Reed, Kirk, Jekiri	0-1

**FIRSTS UNDER JIM LARRAÑAGA**

First game: Nov. 11, 2011 vs. Tennessee Tech. W, 69-58.  
First starting lineup: Malcolm Grant, Durand Scott, Garrus Adams, Erik Swoope, Kenny Kadji.  
First opening tip: Miami - Kenny Kadji.  
First UM FG: 18:38, Durand Scott, 3-pointer.  
First lead: 18:38, 3-0.  
First halftime score: Tennessee Tech 32, Miami 27.  
First win: Nov. 11, 2011. Miami 69, Tennessee Tech 58.  
Attendance at first game: 3,600.  
First loss: Nov. 25, 2011 at Ole Miss, 64-61 (OT).  
First road win: Dec. 22, 2011 at Charlotte, 76-61.  
First ACC game: Jan. 7, 2012 at Virginia, L, 52-51.  
First ACC win: Jan. 18, 2012 vs. Clemson, 76-73.  
First ACC regular season title: 2012-13

**JIM LARRAÑAGA = PROGRAM CHANGER**

**In Coach L's Two Seasons at Miami ...**

- ACC Regular Season and Tournament Championships
- .710 winning percentage
- Two 20-win seasons
- Two postseason appearances with three victories
- 15 ACC wins in 2013
- One All-American

**Seven Seasons before Coach L at UM ...**

- .561 winning percentage
- Best conference finish was fifth place
- One NCAA Tournament appearance
- Most ACC wins was eight

**In Coach L's 14 Seasons at George Mason ...**

- .626 winning percentage
- 13 straight winning seasons
- A Final Four appearance
- 5 trips to the NCAA tournament
- 9 postseason appearances
- First national ranking
- First appearance in Top 10
- First wins over Top 10 teams
- Winningest coach in league history

**Seven Seasons before Coach L at GMU...**

- .340 winning percentage
- 7 straight losing seasons
- 0 postseason appearances
- Worst team in the CAA

**CANES IN THE NCAA TOURNAMENT**

Season	Coach	Overall	Conf.	Record
1959-60	Bruce Hale	23-4		0-1
1997-98	Leonard Hamilton	18-10	11-7	0-1
1998-99	Leonard Hamilton	23-7	15-3	1-1
1999-00	Leonard Hamilton	23-11	13-3	2-1
2001-02	Perry Clark	24-8	10-6	0-1
2007-08	Frank Haith	23-11	8-8	1-1
<b>2012-13 Jim Larrañaga</b>		<b>29-7</b>	<b>15-3</b>	<b>2-1</b>

**20-WIN SEASONS AT MIAMI**

Season	Coach	Overall	Conf.	W-L	Postseason
1946-47	Hart Morris	20-7			
1959-60	Bruce Hale	23-4			NCAA
1960-61	Bruce Hale	20-7			NIT
1962-63	Bruce Hale	23-5			NIT
1963-64	Bruce Hale	20-7			NIT
1964-65	Bruce Hale	22-4			
1998-99	Leonard Hamilton	23-7	BIG EAST	15-3	NCAA
1999-00	Leonard Hamilton	23-11	BIG EAST	13-3	NCAA
2001-02	Perry Clark	24-8	BIG EAST	10-6	NCAA
2007-08	Frank Haith	23-11	ACC	8-8	NCAA
2009-10	Frank Haith	20-13	ACC	4-12	
2010-11	Frank Haith	21-15	ACC	6-10	NIT
2011-12	Jim Larrañaga	20-13	ACC	9-7	NIT
2012-13	Jim Larrañaga	29-7	ACC	15-3	NCAA

**MIAMI'S TOP SEVEN, A YEAR AGO**

A season ago, only two of Miami's top seven guys were playing for the Canes, while another was out with injury. Four of Miami's current top seven players were scattered across the world.

- Manu Lecomte - An amateur in a professional league in Belgium.
- Garrus Adams - Sitting out while rehabbing a knee injury.
- Rion Brown - Miami's seventh man, averaged 6.3 ppg in 20.3 mpg in ACC.
- Donnavan Kirk - At DePaul, in the BIG EAST Conference.
- Tonye Jekiri - At UM, averaging 1.7 ppg in 6.9 ACC minutes.
- Davon Reed - Princeton Day School (N.J.)
- James Kelly - Owens Community College.

**COACH L VS. THE ACC**

- vs. Boston College 5-0
- vs. Clemson 3-0
- vs. Duke 2-2
- vs. Florida State 2-2
- vs. Georgia Tech 4-1
- vs. Maryland 2-2
- vs. North Carolina 4-2
- vs. NC State 2-3
- vs. Notre Dame 0-0
- vs. Pittsburgh 0-1
- vs. Syracuse 0-2
- vs. Virginia 1-1
- vs. Virginia Tech 3-1
- vs. Wake Forest 1-1

**RION BROWN REBOUNDS**

Senior Rion Brown, a 6-6 guard is averaging 6.1 rebounds, up from his 2.2 career average prior to the season. This season Brown has grabbed seven or more rebounds in 11 games. In his previous three seasons, he had only three games with 7+ boards. He pulled down seven once last year and had games with eight and seven as a rookie.

Year	Games	Rebounds	Average
Freshman	36	72	2.0
Sophomore	31	86	2.8
Junior	36	72	2.0
Senior	23	140	6.1

**RESERVES BECOME STARTERS**

After playing as reserves a season ago, Rion Brown and Tonye Jekiri have upped their production on the stat sheet. Garrus Adams, who last played during the 2011-12 campaign, has also improved his numbers.

	Year	PPG	RPG	MPG
<b>Brown</b>	2012-13	6.4	2.0	22.2
	2013-14	14.6	6.1	34.7
<b>Jekiri</b>	2012-13	1.4	1.6	6.9
	2013-14	3.5	4.7	20.1
<b>Adams</b>	2011-12	4.5	2.1	16.8
	2013-14	9.8	4.5	34.0

**MIAMI'S LARGEST IN 2013-14**

<b>Lead</b>	33, vs. Loyola, 12/30
<b>Deficit</b>	23, vs. Duke, 1/22
<b>Margin of Victory</b>	23, vs. Loyola, 12/30
<b>Margin of Defeat</b>	21, vs. Duke, 1/22
<b>Halftime Lead</b>	23, vs. Loyola, 12/30
<b>Halftime Deficit</b>	12, vs. Duke, 1/22
<b>Deficit in Win</b>	12, vs. Texas Southern, 11/14
<b>Halftime Deficit in Win</b>	6, vs. Arizona State, 12/1
<b>Lead in Loss</b>	13, vs. Virginia Tech, 12/8
<b>Halftime Lead in Loss</b>	8, vs. Virginia Tech, 12/8

**STATS BREAKDOWNS**

**In Miami's 11 wins:**

- Five players average 7.3 ppg or better.
- Miami scores 66.9 ppg, shooting 46.7% FG.
- The Canes average 35.6 rpg, 12.8 apg and 5.9 spg.
- Rion Brown shoots 45.9% FG and grabs 7.1 rpg.
- Donnavan Kirk averages 11.0 ppg and Manu Lecomte 9.5 ppg.

**In Miami's 11 losses:**

- Two players average 7.4 ppg or more.
- Miami scores 55.7 ppg, shooting 36.6% FG.
- The Canes average 34.8 rpg, 8.8 apg and 4.7 spg.
- Rion Brown shoots 40.1% FG and grabs 5.2 rpg.
- Donnavan Kirk averages 6.8 ppg and Manu Lecomte 6.9 ppg.

**In ACC home games:**

- Miami shoots 35.4% FG and 31.5% 3FG.
- UM makes 9.5 FT per game.
- The Canes hold opponents to 39.4% 3FG.

**In ACC road games:**

- Miami shoots 45.2% FG and 33.8% 3FG.
- UM makes 12.5 FT per game.
- The Canes hold opponents to 28.6% 3FG.

**MIAMI IN NATIONAL STATS**

As of Feb. 6, Miami is ranked No. 10 in the country in scoring defense, holding opponents to just 59.5 points per game. The Canes are also ranked No. 42 in field goal percentage defense, at just 39.9 percent. UM is No. 6 in personal fouls per game, No. 8 in fewest fouls, No. 36 in fewest turnovers, No. 42 in turnovers per game.

**SHARING THE LEAD**

Nine Canes have shared team-highs in five statistical categories this season. Six guys have led the team in scoring and five have led or shared top rebounding honors. Five Canes led in assists, nine in steals and five in blocks. *For a complete chart, see page 4 of the notes.*

**US NEWS AND WORLD REPORT**

According to latest US News & World Report rankings, the University of Miami is the top academic institution in the state of Florida and ranks 47th nationally.

**2013-14 SIGNING CLASS**

A consensus Top 60 player, **Ja'Quan Newton** of Neumann-Goretti High in Philadelphia, is a 6-2, 180-pound guard listed as the No. 55 player in ESPN's Top 100 list. **James Palmer**, a senior at St. John's College High, is a 6-foot-4, 180-pound guard from Washington, D.C., who helped his squad to a 20-win season by averaging 12 points, five rebounds and two assists as a junior. **Omar Sherman**, out of Duncanville, Texas, is a 6-foot-8, 220-pound forward who is a four-star prospect, according to ESPN and Scout.com. **Ivan Cruz Uceda** is a 6-foot-10, 240-pound forward originally from Madrid, Spain, ranked No. 55 overall by ESPN. Cruz Uceda will be available to play a pair of seasons for Miami following his two years at Harcum College in Pennsylvania.

The four newcomers will join an already talented 2014-15 class, which includes redshirt-freshman Deandre Burnett, who is out this season with an injury, and transfers Sheldon McClellan and Angel Rodriguez, who are currently sitting out due to NCAA transfer rules.

**DIVERSITY AT UM EXTENDS TO COURT**

Five Miami players speak English as a second language. Raphael Akpejori - Two African languages. Mike Fernandez - Spanish (Cuban). Tonye Jekiri - African. Manu Lecomte - French. Angel Rodriguez - Spanish (Puerto Rican). UM is the academic home of nearly 1,700 foreign students of all socioeconomic backgrounds, from more than 110 countries as diverse as Peru, Pakistan, and Poland. Miami's diversity also is evident in its full-time faculty, which is nearly 36 percent minority, making UM one of the most diverse major private research universities.

**ACC TELECONFERENCE**

Coach L will speak on the ACC teleconference every week at 11:20 a.m. There will be an instant replay of each teleconference on the Conference's internet site, theACC.com each Monday afternoon.

**PRO CANES**

James Jones	Miami Heat
Shane Larkin	Dallas Mavericks
John Salmons	Toronto Raptors

Will Frisby	Fort Wayne Mad Ants (D-League)
Robert Hite	Canton Charge (D-League)
Lance Hurdle	Springfield Armor (D-League)
Reggie Johnson	Delaware 87ers (D-League)
DeQuan Jones	Reno Bighorns (D-League)
Trey McKinney Jones	FortWayne Mad Ants (D-League)

Brian Asbury	Hapoel Holon (Israel)
Julian Gamble	St Vallier Basket Drome (France)
Malcolm Grant	Halifax Rainmen (Canada)
Leroy Hurd	Al Ahli (Dubai)
Kenny Kadji	NY Phantoms (Germany)
Anthony King	Artland Dragons (Germany)
Darius Rice	Hitachi Sunrockers (Japan)
Durand Scott	Obradoiro (Spain)
Adrian Thomas	Shimane Susanoo Magic (Japan)

**COACH L COACHING TREE**

- Jamie Angeli - Assoc. Women's Basketball HC - City College of New York
- Joe Barer - HC - Davenport Assumption High School
- Scott Cherry - HC - High Point
- Bill Courtney - HC - Cornell
- Kent Dernbach - Assistant - University of Wisconsin Stephens Point
- Brian Ellerbe - Former HC - Michigan. Now assistant - DePaul
- Jerry Francis - Former HC - Prairie View
- Mike Gillian - Former HC - Longwood University
- Stan Heath - HC - University of South Florida
- Marc Iavaroni - Former HC - Memphis Grizzlies. Former assistant - LA Clippers
- James Johnson - HC - Virginia Tech
- Derek Kellogg - HC - UMass
- Scott Lombardi - Director of Men's Basketball Operations - George Mason
- Steve Merfeld - Former HC - Evansville. Now assistant - Creighton
- Keith Noftz - Former assistant - Central Michigan. Now HC McKinley HS
- Jeff Schneider - Former HC - Cal Poly San Luis Obispo
- Anthony Solomon - Former HC - St. Bonaventure. Now assistant - Notre Dame
- Ricky Stokes - Former head coach - Virginia Tech. Former HC - East Carolina
- Jeff Westlund - HC - Bethel University
- Ricky Yahn - HC - Concordia University



**MIAMI'S RECORD WHEN...**

RECORD	ALL		COACH L	
	ACC	AT UM	ACC	ACC
All games	11-12	2-8	60-32	26-18
Home	5-8	0-6	33-13	14-9
Away	5-3	2-2	20-14	12-9
Neutral	1-1		7-5	n/a
November	4-3		12-6	n/a
December	4-2	0-1	12-6	0-1
January	2-5	2-5	14-8	12-8
February	1-2	0-2	13-7	12-7
March			9-5	2-2
Vs. Top 10 opponents	0-2	0-2	2-6	2-5
Vs. Top 25 opponents (includes Top 10)	0-4	0-4	5-13	4-9
Vs. RV opponents	2-1	1-0	7-2	2-0
Vs. teams over .500 on game day	5-11	2-8	37-29	17-17
Vs. teams under .500 on game day	2-0		15-2	7-1
Vs. teams at .500 on game day	2-1		7-1	2-0
While UM is in the top 25			16-4	12-3
While UM is RV (only)			7-3	2-1
Leading at halftime	10-2	2-2	48-9	20-6
Trailing at halftime	1-10	0-6	10-23	4-12
Tied at halftime			4-0	2-0
Single overtime	1-4	0-2	2-6	1-2
Double overtime			2-0	1-0
In overtime games	1-4	0-2	4-6	2-2
Leading with 2:00 left in regulation	9-2	2-1	54-4	24-1
Trailing with 2:00 left in regulation	1-10	0-7	5-26	2-16
Tied with 2:00 left in regulation	1-0		1-1	0-1
UM shoots 50% or better from field	4-1	0-1	18-1	6-1
UM shoots 40-49% from field	6-1	2-1	36-8	18-6
UM shoots under 40% from field	1-10	0-6	6-23	2-11
Opp. shoots 50% or better from field	0-1	0-1	2-9	1-5
Opp. shoots 40-49% from field	3-5	0-3	24-13	10-7
Opp. shoots under 40% from field	8-6	2-4	34-10	15-6
UM shoots 70% or better from the line	3-5	0-2	29-15	10-10
UM shoots less than 70% from the line	8-7	2-6	31-17	16-7
UM has more 3-point FGs	4-5	0-4	25-12	15-10
UM has fewer 3-point FGs	6-6	1-4	23-12	9-7
3-point FGs are even	1-1	1-0	3-1	2-1
Four or more Canes in double figures	5-0		30-6	11-5
Three Canes score in double figures	4-6	2-3	22-16	11-6
Two or less Canes score in double figures	2-6	0-5	8-10	4-7
UM outrebounds opponent	9-5	1-4	39-13	15-9
Opp. outrebounds UM	2-7	1-4	19-19	10-9
Tied in rebounds			2-0	1-0
UM records 10 or more steals	1-0		9-3	3-1
UM records 15 or more assists	4-0	1-0	17-0	9-0
UM commits less than 15 turnovers	10-11	2-7	52-26	23-14
UM commits 15 or more turnovers	1-1	0-1	8-6	3-4
UM commits less turnovers than opp.	6-3	1-1	36-11	14-3
UM commits more turnovers than opp.	5-7	1-5	20-14	10-10
Tied in turnovers	0-2	0-2	4-7	2-5
UM scores 59 points or less	2-8	1-6	6-15	4-9
UM scores between 60-69 points	4-3	1-1	16-11	7-4
UM scores between 70-79 points	3-1	0-1	27-6	12-5
UM scores between 80-89 points	2-0		7-0	1-0
UM scores between 90-99 points			4-0	2-0
UM scores 100 or more points			0-0	0-0
Playing during the afternoon	5-5	1-4	21-10	9-7
Playing in the evening (5 p.m. or later)	6-7	1-4	38-21	17-11
Games decided by three points or less	2-3	0-3	7-8	4-6
Games decided by four to 10 points	2-6	1-3	17-12	8-8
Games decided by 11-20 points	6-2	1-1	25-11	8-3
Games decided by more than 20 points	1-1	0-1	11-1	6-1

**UM SINCE THE ARRIVAL OF JIM LARRAÑAGA IN 2011**

- 2013 ACC Regular Season Champions
- 2013 ACC Tournament Champions
- Ranked No. 2/2 - Miami's program high - Feb. 18, 2013
- No. 1 seed at 2013 ACC Tournament
- No. 2 seed in 2013 NCAA Tournament
- Won school record 29 games in 2013
- Won 15 ACC games in 2013
- 14-game win streak (tied 1946-47 & 2001-02) from Jan. 2 - Feb. 19, 2013
- 13-0 start in 2013 conference play, topping school-best nine ACC victories, which was set in 2011-12
- Sophomore Shane Larkin selected No. 18 in the 2013 NBA Draft by Atlanta Hawks, then traded to Dallas Mavericks
- All six seniors earned academic degree from UM: Garrius Adams, Julian Gamble, Reggie Johnson, Kenny Kadji, Trey McKinney Jones, Durand Scott
- Defeated No. 1 Duke, 90-63, on Jan. 23, 2013 in Coral Gables
- Defeated Duke twice within 12 months, at both Cameron Indoor Stadium and the BankUnited Center
- First team to beat Duke and UNC by 20+ points in the same season since Maryland in '74-'75 season
- First team to beat Duke and UNC by 25+ points since the start of ACC play in 1953
- Defeated three teams in The Triangle in the same season: UNC, Duke & NC State
- In 2012-13 defeated three teams in the Top 20 for the first time since joining the ACC - the last time was in 1999-00
- Students camped out for the game vs. Duke more than four hours before tipoff, then did it again for the game vs. Florida State
- Five home sellouts of 7,972 fans vs. Duke, Florida State, North Carolina, Virginia and Clemson
- Set a record for the most games with 1,200 or more students (7)
- Set record student average attendance at 808. The past average attendance was 641 per game
- Set the record for cumulative season student attendance at 12,008. The previous record was 10,269

**AWARDS**

- 2013 AP Coach of the Year - Jim Larrañaga
- 2013 Naismith Coach of the Year - Jim Larrañaga
- 2013 ACC Coach of the Year - Jim Larrañaga
- 2013 Henry Iba National Coach of the Year - Jim Larrañaga
- 2013 Adolph Rupp Cup Coach of the Year - Jim Larrañaga
- 2013 ACC Player of the Year (Coaches) - Shane Larkin
- 2013 ACC Defensive Player of the Year - Durand Scott
- Five All-ACC selections: Shane Larkin 1st team, Kenny Kadji 2nd team & 3rd team, Scott H.M. (twice)
- Three ACC Defensive Team players: Shane Larkin, Durand Scott, Julian Gamble
- 2012 ACC All-Rookie Team - Shane Larkin
- 2013 ACC All-Academic Team - Raphael Akpejori
- 2013 ACC Tournament MVP - Shane Larkin
- Four ACC All-Tournament team nods: Shane Larkin (1st), Durand Scott (1st), Julian Gamble (2nd), Trey McKinney Jones (2nd)
- Four ACC Player of the Week awards: Reggie Johnson (2012), Durand Scott (2012 & 2013) and Shane Larkin (2013)
- One ACC Rookie of the Week: Shane Larkin (2012)

**CURRENT PLAYER AWARDS IN 2012-13**

- Raphael Akpejori**
- All-ACC Academic Team
  - NABC Honors Court
  - ACC Academic Honor Roll
- Justin Heller**
- ACC Academic Honor Roll
- Steve Sorenson**
- ACC Academic Honor Roll

**COACH LARRAÑAGA'S MILESTONE VICTORIES**

Victory	Date	Opponent	Score	School
50	02/10/88	Miami (Ohio)	65-59	Bowling Green
100	02/23/91	Kent State	84-57	Bowling Green
150	12/22/94	at Ohio State	59-50	Bowling Green
200	12/27/97	Northeastern	66-60	George Mason
250	12/20/00	Coastal Carolina	81-65	George Mason
300	12/02/03	East Carolina	76-65	George Mason
350	01/26/06	William & Mary	81-58	George Mason
400	02/27/08	William & Mary	68-59	George Mason
450	12/08/10	Loyola (Md.)	66-52	George Mason
500	01/05/12	at Georgia Tech	62-49	Miami

MIAMI HIGHS		OPPONENT HIGHS		MIAMI LOWS		OPPONENT LOWS	
Points	84 - Texas Southern, 11/14	Points	80 - Georgia Southern, 11/11	Points	44 - at Syracuse, 1/4	Points	42 - Georgia Tech, 1/18
Points/Half	44 - Texas Southern, 11/14	Points/Half	39 (2nd) - Florida State, 1/15	Points/Half	13 - Nebraska, 12/4	Points/Half	17 (2x) last - Georgia Tech, 1/18
Field Goals Made	35 - Texas Southern, 11/14	Field Goals Made	29 - George Washington, 11/28	Field Goals Made	16 - Nebraska, 12/4	Field Goals Made	13 - Georgia Tech, 1/18
Field Goal Att.	69 - 2x last vs. Virginia Tech, 12/8	Field Goal Att.	69 - vs. Virginia Tech, 12/8	Field Goal Att.	40 - at Syracuse, 1/4	Field Goal Att.	42 - Co. of Charleston, 11/18
Field Goal Pct.	.571 - at Savannah State, 12/19	Field Goal Pct.	.560 - at Maryland, 1/29	Field Goal Pct.	.311 - St. Francis Brooklyn, 11/8	Field Goal Pct.	.295 - Georgia Tech, 1/18
3-Point FG Made	10 - Texas Southern, 11/14	3-Point FG Made	12 - vs. Virginia Tech, 12/8	3-Point FG Made	0 - St. Francis Brooklyn, 11/8	3-Point FG Made	3 - at Syracuse, 1/4
3-Point FG Att.	28 - Florida State, 1/15	3-Point FG Att.	34 - vs. Virginia Tech, 12/8	3-Point FG Att.	10 - Duke, 1/22	3-Point FG Att.	11 - vs. Syracuse, 1/25
Free Throws Made	25 - Georgia Southern, 11/11	Free Throws Made	19 - vs. Pittsburgh, 2/5	Free Throws Made	2 - Florida State, 1/15	Free Throws Made	5 - George Washington, 11/28
Free Throw Att.	31 - St. Francis Brooklyn, 11/8	Free Throw Att.	27 - vs. Syracuse, 1/25	Free Throw Att.	4 - at Syracuse, 1/4	Free Throw Att.	9 - George Washington, 11/28
Rebounds	50 - vs. Virginia Tech, 12/8	Rebounds	45 - St. Francis Brooklyn, 11/8	Rebounds	24 - vs. Syracuse, 1/25	Rebounds	21 - at Savannah State, 12/19
Assists	21 - Texas Southern, 11/14	Assists	16 - Arizona State, 12/1	Assists	4 - Georgia Tech, 1/18	Assists	7 - vs. NC State, 2/8
Steals	12 - Texas Southern, 11/14	Steals	10 - Nebraska, 12/4	Steals	1 - 2x, last vs. Syracuse, 1/25	Steals	1 - Florida State, 1/15
Blocks	8 - vs. Norfolk State, 2/1	Blocks	7 - Duke, 1/22	Blocks	0 - vs. NC State, 2/8	Blocks	0 (3x) - last vs. NC State, 2/8
Turnovers	16 - at Savannah State, 12/19	Turnovers	17 - St. Francis Brooklyn, 11/8	Turnovers	4 - Florida State, 1/15	Turnovers	5 - vs. Syracuse, 1/25
Victory Margin	23 - vs. Loyola, 12/30	Victory Margin	21 - Duke, 1/22	Victory Margin	1 - Georgia Southern, 11/11	Victory Margin	1 (2x) last vs. NC State, 2/8

MIAMI INDIVIDUAL HIGHS	
Points	25 (2x) - last Rion Brown at Maryland, 1/29
Field Goals Made	9 - Donnavan Kirk - Florida State, 1/15
Field Goal Attempts	18 - Garrius Adams vs. St. Francis Brooklyn, 11/8
3-Point FG Made	5 - 3x last Rion Brown Florida State, 1/15
3-Point FG Attempts	11 - Rion Brown at Nebraska, 12/4
Free Throws Made	12 - Rion Brown at Maryland, 1/29
Free Throw Attempts	13 - Rion Brown at Maryland, 1/29
Rebounds	11 - 3x last Donnavan Kirk vs. Virginia Tech, 12/8
Assists	9 - Rion Brown vs. Texas Southern, 11/14
Blocks	4 (5x) - last Erik Swoope vs. Norfolk State, 2/1

OPPONENT INDIVIDUAL HIGHS	
Points	27 (2x) - last T.J. Warren, NC State, 2/8
Field Goals Made	9 - 2x last Jarell Eddie, Virginia Tech, 12/8
Field Goal Attempts	23 - Jarell Eddie, Virginia Tech, 12/8
3-Point FG Made	6 - Jarell Eddie, Virginia Tech, 12/8
3-Point FG Attempts	14 - Jarell Eddie, Virginia Tech, 12/8
Free Throws Made	9 (2x) - last T.J. Warren, NC State, 2/8
Free Throw Attempts	12 - Lamar Patterson, Pittsburgh, 2/5
Rebounds	15 - 2x, last Jabari Parker, Duke, 1/22
Assists	9 - Jonathan Gilling, Arizona State, 12/1
Blocks	4 - Jordan Bachynski, Arizona State, 12/1

THE LAST TIME ...

Player Scored 30 Points

Miami Durand Scott (32), vs. NC State, 3/16/13  
Opponent Ryan Kelly (36), at Duke, 3/2/13

Player Scored 35 Points

Miami Jack McClinton (35) vs. North Carolina, 3/15/09  
Opponent Ryan Kelly (36), at Duke, 3/2/13

Player Scored 40 Points

Miami Darius Rice (43) vs. Connecticut, 1/20/03  
Opponent Sean Singletary (41), Virginia, 3/1/08

Two Players Scored 20 Points

Miami Shane Larkin (28), Trey McKinney Jones (20) vs. North Carolina, 3/17/13  
Opponent Omari Grier (27), Raymond Taylor (20) FAU, 12/17/11

Three Players Scored 20 Points

Miami Dwayne Collins (23), Brian Asbury (21), Jack McClinton (20) vs. Virginia Tech, 1/25/09  
Opponent Travis Mays (40), Alvin Heggs (22), Lance Blanks (21), Texas, 2/22/89

Five Players Scored in Double Figures

Miami James Kelly (17), Donnavan Kirk (15), Rion Brown (13), Manu Lecomte (12), Davon Reed (11), Garrius Adams (10) vs. Texas Southern, 11/14/13  
Opponent Jon Scheyer (27), DeMarcus Nelson (19), Kyle Singler (12), Greg Paulus (12), Lance Thomas (10) Duke, 2/20/08

Six Players Scored in Double Figures

Miami James Kelly (17), Donnavan Kirk (15), Rion Brown (13), Manu Lecomte (12), Davon Reed (11), Garrius Adams (10) vs. Texas Southern, 11/14/13

Player Grabbed 15 Rebounds

Miami Reggie Johnson (20) vs. Florida Atlantic, 3/16/11  
Opponent Jabari Parker (15), Duke, 1/22/14

Two Players Grabbed 10 Rebounds

Miami Rion Brown (10), Tonye Jekiri (10), at North Carolina, 1/8/14  
Opponent Marcus Ginyard (12), John Henson (12), North Carolina, 3/2/10

Three Players Grabbed 10 Rebounds

Miami Mark Richardson (11), Eric Brown (10), Joe Wylie (10) vs. FIU, 3/6/89  
Opponent Matt Harpring (12), Dion Glover (10), Michael Maddox (10), Georgia Tech, 12/2/797

Player Had 10 Assists

Miami Durand Scott (10) vs. North Carolina Central, 11/14/09  
Opponent Kendall Marshall (10), North Carolina, 3/11/11

Player Had 10 Blocks

Miami Anthony King (10) vs. Florida Atlantic, 11/29/04  
Opponent Jarvis Varnado (10), Mississippi State, 12/13/07

Player Had a Double-Double

Miami Garrius Adams (12 pts, 10 rebs) vs. Norfolk State, 2/1/14  
Opponent Jabari Parker (17 pts, 15 rebs) Duke, 1/22/14

Player Had a Triple-Double

Miami Anthony King (11 pts, 10 reb, 13 blks) vs. Florida Atlantic, 11/29/04  
Opponent Brendan Haywood (18 pts, 14 reb, 10 blks), North Carolina, 12/4/00

Two Players Had Double-Doubles

Miami Reggie Johnson (22 pts, 11 rebs) & Kenny Kadji (12 pts, 12 rebs), vs. Stetson, 11/9/12  
Opponent Hasheem Thabeet (19 pts, 14 reb), A.J. Price (13 pts, 11 reb), Connecticut, 11/23/08

Team Scored 100 Points

Miami 108 vs. Nova Southeastern, 11/16/09  
Opponent 105, North Carolina, 1/31/07

Team Scored 50 Points in a Half

Miami 51, (2nd half) at Hawaii, 12/22/12  
Opponent 51 (2nd half), UCF, 12/18/10

Team Shot 50 Percent in Both Halves

Miami .500 (10-20) / .500 (12-24) at Maryland, 1/29/14  
Opponent .538 (14-26) / .500 (16-32) vs. Georgia Tech, 3/6/13

Team Shot 60 Percent in a Half

Miami .696 (16-23), second half, at Maryland, 1/29/14  
Opponent .619 (13-21), second half, Florida State, 1/15/14

Team Shot 70 Percent in a Half

Miami .739 (17-23), first half, at Florida State, 2/13/13

Team Shot 60 Percent in a Game

Miami .638 (30-47), at Florida State, 2/13/13  
Opponent .622 (23-37), Clemson, 12/21/08

Team Shot Less Than 30 Percent in a Game

Miami .291 (16-55), FGCU, 11/13/12  
Opponent .295 (13-44), Georgia Tech, 1/18/14



Miami 84, Florida Tech 55 Exhibition
10-30-13 BankUnited Center

Florida Tech 0-0 Player stats table with columns for Player, fg, fga, fg%, ft, fta, of, de, tot, pf, tp, a, t, o, b, s, min.

Miami 0-0 Player stats table with columns for Player, fg, fga, fg%, ft, fta, of, de, tot, pf, tp, a, t, o, b, s, min.

Officials: Jacyn Goble, JB Caldwell, Alan Spainhour
Technical fouls: Florida Tech-None, Miami-None.
Attendance: 4848

Score by Periods table with columns for 1st, 2nd, Total.

Points in the paint-FITM 30,UM 30. Points off turnovers-FITM 12,UM 15.
2nd chance points-FITM 6,UM 25. Fast break points-FITM 14,UM 17.

Miami 84, Texas Southern 69 Game 3
11-14-13 BankUnited Center

Texas Southern 2-1 Player stats table with columns for Player, fg, fga, fg%, ft, fta, of, de, tot, pf, tp, a, t, o, b, s, min.

Miami 2-1 Player stats table with columns for Player, fg, fga, fg%, ft, fta, of, de, tot, pf, tp, a, t, o, b, s, min.

Officials: Karl Hess, Michael Roberts, Ray Perone
Technical fouls: Texas Southern-None, University of Miami-None.
Attendance: 4728

Score by Periods table with columns for 1st, 2nd, Total.

Points in the paint-TSU 22,UM 38. Points off turnovers-TSU 13,UM 26.
2nd chance points-TSU 11,UM 15. Fast break points-TSU 2,UM 8.

St. Francis Brooklyn 66, Miami 62 (OT) Game 1
11-08-13 BankUnited Center

St. Francis Brooklyn 1-0 tot-fg 3-pt Player stats table with columns for Player, fg, fga, fg%, ft, fta, of, de, tot, pf, tp, a, t, o, b, s, min.

Miami 0-1 Player stats table with columns for Player, fg, fga, fg%, ft, fta, of, de, tot, pf, tp, a, t, o, b, s, min.

Officials: Brian Dorsey, Bernard Clinton, Louie Andrakos
Technical fouls: St. Francis Brooklyn-None, University of Miami-None.
Attendance: 6060

Score by Periods table with columns for 1st, 2nd, OT, Total.

Points in the paint-SFBKM 26,UM 30. Points off turnovers-SFBKM 15,UM 16.
2nd chance points-SFBKM 13,UM 11. Fast break points-SFBKM 3,UM 4.

Miami 81, Ga. Southern 80 (OT) Game 2
11-11-13 BankUnited Center

Georgia Southern 1-1 tot-fg 3-pt Player stats table with columns for Player, fg, fga, fg%, ft, fta, of, de, tot, pf, tp, a, t, o, b, s, min.

Miami 1-1 Player stats table with columns for Player, fg, fga, fg%, ft, fta, of, de, tot, pf, tp, a, t, o, b, s, min.

Officials: Ray Natili, Tim Nestor, JB Caldwell
Technical fouls: Georgia Southern-None, University of Miami-None.
Attendance: 4654

Score by Periods table with columns for 1st, 2nd, OT, Total.

Points in the paint-GASO 24,UM 30. Points off turnovers-GASO 12,UM 14.
2nd chance points-GASO 6,UM 20. Fast break points-GASO 4,UM 2.

Miami 70, College of Charleston 54 Game 4
11-18-13 TD Arena

Miami 3-1 Player stats table with columns for Player, fg, fga, fg%, ft, fta, of, de, tot, pf, tp, a, t, o, b, s, min.

Charleston 1-3 Player stats table with columns for Player, fg, fga, fg%, ft, fta, of, de, tot, pf, tp, a, t, o, b, s, min.

Officials: Roger Ayers, Tim Kelly and Tony Greene
Technical fouls: University of Miami-None, College of Charleston-None.
Attendance: 4018

Score by Periods table with columns for 1st, 2nd, Total.

Points in the paint-UM 30,COFC 24. Points off turnovers-UM 16,COFC 7.
2nd chance points-UM 10,COFC 8. Fast break points-UM 6,COFC 4.

UCF 63, Miami 58 Game 5
11-21-13 BankUnited Center

UCF 3-1 Player stats table with columns for Player, fg, fga, fg%, ft, fta, of, de, tot, pf, tp, a, t, o, b, s, min.

Miami 3-2 Player stats table with columns for Player, fg, fga, fg%, ft, fta, of, de, tot, pf, tp, a, t, o, b, s, min.

Officials: Karl Hess, Roger Ayers, Michael Roberts
Technical fouls: UCF-None, University of Miami-None.
Attendance: 4895

Score by Periods table with columns for 1st, 2nd, Total.

Points in the paint-UCF 36,UM 32. Points off turnovers-UCF 12,UM 10.
2nd chance points-UCF 7,UM 7. Fast break points-UCF 8,UM 10.

RV/- George Washington 71, Miami 63 (OT) Game 6
11-28-13 Titan Gym

Table with columns for Player, tot-fg, 3-pt, rebounds, a, to, b, s, min. Rows include players like Donnavan Kirk, Tonye Jekiri, Rion Brown, etc.

TOTAL FG% 1st Half: 11-25 44.0% 2nd Half: 9-25 36.0%
3-Pt. FG% 1st Half: 2-4 50.0% 2nd Half: 4-8 50.0%
F Throw % 1st Half: 2-2 100% 2nd Half: 11-13 84.6%

George Washington 5-0 tot-fg 3-pt rebounds table with columns for Player, fg, fga, fg3, fgt, fta, of, de, tot, pf, tp, a, to, b, s, min.

TOTAL FG% 1st Half: 12-28 42.9% 2nd Half: 12-27 44.4%
3-Pt. FG% 1st Half: 3-6 50.0% 2nd Half: 3-7 42.9%
F Throw % 1st Half: 0-0 0.0% 2nd Half: 5-9 55.6%

Officials: Mike Scyphers, Ken Ditty, Michael Irving
Technical fouls: University of Miami-None. George Washington-None.
Attendance: 1966

Score by Periods table with columns 1st, 2nd, OT, Total. Rows for University of Miami, George Washington.

Points in the paint-UM 22,GW 34. Points off turnovers-UM 7,GW 17.
2nd chance points-UM 15,GW 6. Fast break points-UM 4,GW 4.

Miami 48, Cal State Fullerton 46 Game 7
11-29-13 Titan Gym

Table with columns for Player, tot-fg, 3-pt, rebounds, a, to, b, s, min. Rows include players like Donnavan Kirk, Garris Adams, James Kelly, etc.

TOTAL FG% 1st Half: 10-22 45.5% 2nd Half: 11-27 40.7%
3-Pt. FG% 1st Half: 1-10 10.0% 2nd Half: 2-9 22.2%
F Throw % 1st Half: 2-4 50.0% 2nd Half: 1-6 16.7%

Cal State Fullerton 2-5 tot-fg 3-pt rebounds table with columns for Player, fg, fga, fg3, fgt, fta, of, de, tot, pf, tp, a, to, b, s, min.

TOTAL FG% 1st Half: 7-24 29.2% 2nd Half: 10-24 41.7%
3-Pt. FG% 1st Half: 1-9 11.1% 2nd Half: 3-9 33.3%
F Throw % 1st Half: 2-4 50.0% 2nd Half: 6-9 66.7%

Officials: Mike Eggers, Greg Nixon, Tim Kelly
Technical fouls: University of Miami-None. Cal State Fullerton-None.
Attendance: 1857

Score by Periods table with columns 1st, 2nd, 4th, Total. Rows for University of Miami, Cal State Fullerton.

Points in the paint-UM 22,CSF 14. Points off turnovers-UM 11,CSF 10.
2nd chance points-UM 7,CSF 4. Fast break points-UM 4,CSF 4.

Miami 60, RV/RV Arizona State 57 Game 8
12-1-13 Honda Center

Table with columns for Player, tot-fg, 3-pt, rebounds, a, to, b, s, min. Rows include players like Donnavan Kirk, James Kelly, Davon Reed, etc.

TOTAL FG% 1st Half: 7-24 29.2% 2nd Half: 13-23 56.5%
3-Pt. FG% 1st Half: 2-7 28.6% 2nd Half: 4-6 66.7%
F Throw % 1st Half: 8-10 80.0% 2nd Half: 6-11 54.5%

Arizona State 7-2 tot-fg 3-pt rebounds table with columns for Player, fg, fga, fg3, fgt, fta, of, de, tot, pf, tp, a, to, b, s, min.

TOTAL FG% 1st Half: 11-22 50.0% 2nd Half: 9-29 31.0%
3-Pt. FG% 1st Half: 5-11 45.5% 2nd Half: 3-10 30.0%
F Throw % 1st Half: 3-4 75.0% 2nd Half: 6-9 66.7%

Officials: Chris Rastatter, Michael Irving, Tim Kelly
Technical fouls: University of Miami-None. Arizona State-None.
Attendance:

Score by Periods table with columns 1st, 2nd, Total. Rows for University of Miami, Arizona State.

Points in the paint-UM 14,ASU 22. Points off turnovers-UM 11,ASU 7.
2nd chance points-UM 8,ASU 8. Fast break points-UM 2,ASU 0.

Nebraska 60, Miami 49 Game 9
12-4-13 Pinnacle Bank Arena

Table with columns for Player, tot-fg, 3-pt, rebounds, a, to, b, s, min. Rows include players like Donnavan Kirk, James Kelly, Davon Reed, etc.

TOTAL FG% 1st Half: 6-25 24.0% 2nd Half: 10-25 40.0%
3-Pt. FG% 1st Half: 1-12 8.3% 2nd Half: 6-13 46.2%
F Throw % 1st Half: 0-0 0.0% 2nd Half: 10-15 66.7%

Nebraska 6-2 tot-fg 3-pt rebounds table with columns for Player, fg, fga, fg3, fgt, fta, of, de, tot, pf, tp, a, to, b, s, min.

TOTAL FG% 1st Half: 8-25 32.0% 2nd Half: 10-21 47.6%
3-Pt. FG% 1st Half: 4-10 40.0% 2nd Half: 3-10 30.0%
F Throw % 1st Half: 2-3 66.7% 2nd Half: 15-19 78.9%

Officials: Gene Sterertore, Mark Whitehead, Larry Scirottro
Technical fouls: University of Miami-None. Nebraska-None.
Attendance: 15088

Score by Periods table with columns 1st, 2nd, Total. Rows for University of Miami, Nebraska.

Points in the paint-UM 12,NEB 18. Points off turnovers-UM 12,NEB 13.
2nd chance points-UM 2,NEB 9. Fast break points-UM 0,NEB 6.

Virginia Tech 61, Miami 60 (OT) Game 10
12-8-13 BankUnited Center

Table with columns for Player, tot-fg, 3-pt, rebounds, a, to, b, s, min. Rows include players like Jeovin Zegeren, Devin Wilson, Will Johnston, etc.

TOTAL FG% 1st Half: 9-30 30.0% 2nd Half: 13-34 38.2%
3-Pt. FG% 1st Half: 5-16 31.3% 2nd Half: 6-16 37.5%
F Throw % 1st Half: 0-0 0.0% 2nd Half: 1-3 33.3%

Miami 5-5, 0-1 ACC tot-fg 3-pt rebounds table with columns for Player, fg, fga, fg3, fgt, fta, of, de, tot, pf, tp, a, to, b, s, min.

TOTAL FG% 1st Half: 14-31 45.2% 2nd Half: 9-29 31.0%
3-Pt. FG% 1st Half: 4-14 28.6% 2nd Half: 3-10 30.0%
F Throw % 1st Half: 2-4 50.0% 2nd Half: 4-6 66.7%

Officials: Roger Ayers, Pat Driscoll, James Luckie
Technical fouls: Virginia Tech-None. University of Miami-None.
Attendance: 6270

Score by Periods table with columns 1st, 2nd, OT, Total. Rows for Virginia Tech, University of Miami.

Points in the paint-VT 12,UM 30. Points off turnovers-VT 13,UM 7.
2nd chance points-VT 8,UM 11. Fast break points-VT 2,UM 9.

Miami 68, Savannah State 51 Game 11
12-19-13 Tiger Arena

Table with columns for Player, tot-fg, 3-pt, rebounds, a, to, b, s, min. Rows include players like Donnavan Kirk, James Kelly, Davon Reed, etc.

TOTAL FG% 1st Half: 14-26 53.8% 2nd Half: 10-16 62.5%
3-Pt. FG% 1st Half: 6-9 66.7% 2nd Half: 1-5 20.0%
F Throw % 1st Half: 3-3 100% 2nd Half: 10-16 62.5%

Savannah State 2-10 tot-fg 3-pt rebounds table with columns for Player, fg, fga, fg3, fgt, fta, of, de, tot, pf, tp, a, to, b, s, min.

TOTAL FG% 1st Half: 7-24 29.2% 2nd Half: 13-27 48.1%
3-Pt. FG% 1st Half: 3-12 25.0% 2nd Half: 2-8 25.0%
F Throw % 1st Half: 3-5 60.0% 2nd Half: 3-7 42.9%

Officials: Leslie Jones, William Covington, Anthony Franklin
Technical fouls: University of Miami-None. Savannah State University-None.
Attendance: 3370

Score by Periods table with columns 1st, 2nd, Total. Rows for University of Miami, Savannah State.

Points in the paint-UM 24,SSUM 28. Points off turnovers-UM 15,SSUM 19.
2nd chance points-UM 13,SSUM 6. Fast break points-UM 6,SSUM 0.

Miami 71, La Salle 58 Game 12 BankUnited Center 12-22-13

Table with columns: # Player, tot-fg, 3-pt, rebounds, a, to b, s, min. Lists stats for La Salle 6-6 players including Steve Zack, Peter Peterson, etc.

Summary table for Miami 71 vs La Salle 58: TOTAL FG%, 3-Pt. FG%, F Throw % for both teams and game percentages.

Table with columns: # Player, tot-fg, 3-pt, rebounds, a, to b, s, min. Lists stats for Miami 7-5 players including Davon Reed, Rion Brown, etc.

Summary table for Miami 71 vs La Salle 58: TOTAL FG%, 3-Pt. FG%, F Throw % for both teams and game percentages.

Officials: Bryan Kersey, Gary Maxwell, James Luckie. Technical fouls: La Salle-None, University of Miami-None. Attendance: 4837

Score by Periods table showing 1st, 2nd, and Total scores for La Salle and University of Miami.

Points in the paint-LAS 26, UM 32. Points off turnovers-LAS 9, UM 11. 2nd chance points-LAS 14, UM 17. Fast break points-LAS 10, UM 5.

Miami 71, Loyola 48 Game 13 BankUnited Center 12-30-13

Table with columns: # Player, tot-fg, 3-pt, rebounds, a, to b, s, min. Lists stats for Loyola 5-6 players including Jordan Latham, James Jarred, etc.

Summary table for Miami 71 vs Loyola 48: TOTAL FG%, 3-Pt. FG%, F Throw % for both teams and game percentages.

Table with columns: # Player, tot-fg, 3-pt, rebounds, a, to b, s, min. Lists stats for Miami 8-5 players including Donnivan Kirk, James Kelly, etc.

Summary table for Miami 71 vs Loyola 48: TOTAL FG%, 3-Pt. FG%, F Throw % for both teams and game percentages.

Officials: Brian O'Connell, Dwayne Gladden, Bernard Clinton. Technical fouls: Loyola-None, University of Miami-None. Attendance: 5166

Score by Periods table showing 1st, 2nd, and Total scores for Loyola and University of Miami.

Points in the paint-LOY 18, UM 30. Points off turnovers-LOY 6, UM 16. 2nd chance points-LOY 11, UM 14. Fast break points-LOY 3, UM 6.

No. 2 Syracuse 49, Miami 44 Game 14 Carrier Dome 1-4-14

Table with columns: # Player, tot-fg, 3-pt, rebounds, a, to b, s, min. Lists stats for Miami (8-6) (0-2) players including Donnivan Kirk, Garius Adams, etc.

Summary table for No. 2 Syracuse 49 vs Miami 44: TOTAL FG%, 3-Pt. FG%, F Throw % for both teams and game percentages.

Table with columns: # Player, tot-fg, 3-pt, rebounds, a, to b, s, min. Lists stats for Syracuse (14-0) (1-0) players including Jerami Grant, C.J. Fair, etc.

Summary table for No. 2 Syracuse 49 vs Miami 44: TOTAL FG%, 3-Pt. FG%, F Throw % for both teams and game percentages.

Officials: Les Jones, Mike Eades, Jeff Anderson. Technical fouls: University of Miami-None, Syracuse-None. Attendance: 21839

Score by Periods table showing 1st, 2nd, and Total scores for University of Miami and Syracuse.

Points in the paint-UM 16, SU 20. Points off turnovers-UM 5, SU 13. 2nd chance points-UM 5, SU 12. Fast break points-UM 0, SU 3.

Miami 63, RV/RV North Carolina 57 Game 15 1-8-14 Dean Smith Center

Table with columns: # Player, tot-fg, 3-pt, rebounds, a, to b, s, min. Lists stats for Miami 9-6, 1-2 ACC players including Donnivan Kirk, James Kelly, etc.

Summary table for Miami 63 vs RV/RV North Carolina 57: TOTAL FG%, 3-Pt. FG%, F Throw % for both teams and game percentages.

Table with columns: # Player, tot-fg, 3-pt, rebounds, a, to b, s, min. Lists stats for UNC 10-5, 0-2 ACC players including Tokoto J.P., James Joel, etc.

Summary table for Miami 63 vs RV/RV North Carolina 57: TOTAL FG%, 3-Pt. FG%, F Throw % for both teams and game percentages.

Officials: Bryan Kersey, Brian Dorsey, Gary Maxwell. Technical fouls: University of Miami-None, North Carolina-James, Joel. Attendance: 17569

Score by Periods table showing 1st, 2nd, and Total scores for University of Miami and North Carolina.

Points in the paint-UM 26, NC 24. Points off turnovers-UM 7, NC 19. 2nd chance points-UM 6, NC 18. Fast break points-UM 8, NC 4.

Florida State 63, Miami 53 Game 16 1-15-14 BankUnited Center

Table with columns: # Player, tot-fg, 3-pt, rebounds, a, to b, s, min. Lists stats for FSU 12-4 (3-1) players including Okaro White, Whit Christ, etc.

Summary table for Florida State 63 vs Miami 53: TOTAL FG%, 3-Pt. FG%, F Throw % for both teams and game percentages.

Table with columns: # Player, tot-fg, 3-pt, rebounds, a, to b, s, min. Lists stats for Miami 9-7 (1-3 ACC) players including Donnivan Kirk, Tonye Jekiri, etc.

Summary table for Florida State 63 vs Miami 53: TOTAL FG%, 3-Pt. FG%, F Throw % for both teams and game percentages.

Officials: Tim Nestor, Raymond E Jr Styns, Terry Wymer. Technical fouls: Florida State-None, University of Miami-None. Attendance: 7413

Score by Periods table showing 1st, 2nd, and Total scores for Florida State and University of Miami.

Points in the paint-FS 24, UM 16. Points off turnovers-FS 7, UM 2. 2nd chance points-FS 10, UM 18. Fast break points-FS 0, UM 0.

Miami 56, Georgia Tech 42 Game 17 1-18-14 McCamish Pavilion

Table with columns: # Player, tot-fg, 3-pt, rebounds, a, to b, s, min. Lists stats for Miami 10-7, 2-3 ACC players including Donnivan Kirk, Tonye Jekiri, etc.

Summary table for Miami 56 vs Georgia Tech 42: TOTAL FG%, 3-Pt. FG%, F Throw % for both teams and game percentages.

Table with columns: # Player, tot-fg, 3-pt, rebounds, a, to b, s, min. Lists stats for Ga. Tech 10-8, 1-4 players including Georges-Hunt, M.F., Halsey Kammeonf, etc.

Summary table for Miami 56 vs Georgia Tech 42: TOTAL FG%, 3-Pt. FG%, F Throw % for both teams and game percentages.

Officials: Karl Hess, Tim Kelly, Dwayne Gladden. Technical fouls: University of Miami-None, Georgia Tech-None. Attendance: 8072

Score by Periods table showing 1st, 2nd, and Total scores for University of Miami and Georgia Tech.

Points in the paint-UM 28, GT 12. Points off turnovers-UM 9, GT 5. 2nd chance points-UM 7, GT 6. Fast break points-UM 6, GT 5.

No. 18 Duke 67, Miami 46 Game 18 BankUnited Center 1-22-14

Table with columns for Player, FG, 3-Pt, FT, Rebounds, Assists, Steals, Blocks, and Minutes. Includes totals for Duke and Miami.

TOTAL FG% 1st Half: 13-31 41.9% 2nd Half: 11-25 44.0% Game: 42.9%
3-Pt. FG% 1st Half: 4-16 25.0% 2nd Half: 4-9 44.4% Game: 32.0%
FThrow % 1st Half: 3-4 75.0% 2nd Half: 8-11 72.7% Game: 73.3%

Table with columns for Player, FG, 3-Pt, FT, Rebounds, Assists, Steals, Blocks, and Minutes. Includes totals for Miami 10-8, 2-4.

TOTAL FG% 1st Half: 9-22 40.9% 2nd Half: 8-26 30.8% Game: 35.4%
3-Pt. FG% 1st Half: 1-6 16.7% 2nd Half: 1-4 25.0% Game: 20.0%
FThrow % 1st Half: 2-3 66.7% 2nd Half: 8-13 61.5% Game: 62.5%

Officials: Mike Eades, James Luckie, Tony Green
Technical fouls: Duke-Jabari Parker. University of Miami-None.
Attendance: 7972

Score by Periods table with columns for 1st, 2nd, and Total scores for Duke and University of Miami.

Points in the paint-DU 26,UM 16. Points off turnovers-DU 8,UM 8.
2nd chance points-DU 22,UM 7. Fast break points-DU 4,UM 2.
Bench points-DU 17,UM 13. Score tied-0 times. Lead changed-1 time.
Last FG-DU 2nd-01:11, UM 2nd-00:56.
Largest lead-DU by 23 2nd-01:11, UM by 2 1st-18:41.

No. 2 Syracuse 64, Miami 52 Game 19 BankUnited Center 1-25-14

Table with columns for Player, FG, 3-Pt, FT, Rebounds, Assists, Steals, Blocks, and Minutes. Includes totals for Syracuse and Miami.

TOTAL FG% 1st Half: 11-20 55.0% 2nd Half: 10-27 37.0% Game: 44.7%
3-Pt. FG% 1st Half: 3-4 75.0% 2nd Half: 2-7 28.6% Game: 45.5%
FThrow % 1st Half: 6-13 46.2% 2nd Half: 11-14 78.6% Game: 63.0%

Table with columns for Player, FG, 3-Pt, FT, Rebounds, Assists, Steals, Blocks, and Minutes. Includes totals for Miami 10-9, 2-5.

TOTAL FG% 1st Half: 9-24 37.5% 2nd Half: 9-22 40.9% Game: 39.1%
3-Pt. FG% 1st Half: 5-9 55.6% 2nd Half: 4-8 50.0% Game: 52.9%
FThrow % 1st Half: 3-4 75.0% 2nd Half: 4-7 57.1% Game: 63.6%

Officials: Bryan Kersey, Tim Nestor, Bill Covington
Technical fouls: Syracuse-None. University of Miami-None.
Attendance: 7122

Score by Periods table with columns for 1st, 2nd, and Total scores for Syracuse and University of Miami.

Points in the paint-SU 24,UM 8. Points off turnovers-SU 7,UM 8.
2nd chance points-SU 13,UM 3. Fast break points-SU 3,UM 4.
Bench points-SU 4,UM 22. Score tied-4 times. Lead changed-3 times.
Last FG-SU 2nd-02:25, UM 2nd-00:46.
Largest lead-SU by 18 1st-08:21, UM by 2 1st-19:35.

Maryland 74, Miami 71 Game 20 Comcast Center 1-29-14

Table with columns for Player, FG, 3-Pt, FT, Rebounds, Assists, Steals, Blocks, and Minutes. Includes totals for Maryland and Miami.

TOTAL FG% 1st Half: 10-20 50.0% 2nd Half: 12-24 50.0% Game: 50.0%
3-Pt. FG% 1st Half: 4-9 44.4% 2nd Half: 5-12 41.7% Game: 42.9%
FThrow % 1st Half: 5-10 50.0% 2nd Half: 13-18 72.2% Game: 64.3%

Table with columns for Player, FG, 3-Pt, FT, Rebounds, Assists, Steals, Blocks, and Minutes. Includes totals for Maryland 12-9, 4-4.

TOTAL FG% 1st Half: 12-27 44.4% 2nd Half: 16-23 69.6% Game: 56.0%
3-Pt. FG% 1st Half: 6-13 46.2% 2nd Half: 4-8 50.0% Game: 47.6%
FThrow % 1st Half: 0-3 0.0% 2nd Half: 8-10 80.0% Game: 61.5%

Officials: Les Jones, Roger Ayers, Mike Eades
Technical fouls: University of Miami-None. Maryland-None.
Attendance: 12061

Score by Periods table with columns for 1st, 2nd, and Total scores for University of Miami and Maryland.

Points in the paint-UM 22,UMD 32. Points off turnovers-UM 12,UMD 22.
2nd chance points-UM 13,UMD 2. Fast break points-UM 4,UMD 12.
Bench points-UM 6,UMD 14. Score tied-8 times. Lead changed-11 times.
Last FG-UM 2nd-00:19, UMD 2nd-00:08.
Largest lead-UM by 4 1st-17:33, UMD by 10 2nd-02:32.

Miami 64, Norfolk State 49 Game 21 BankUnited Center 2-1-14

Table with columns for Player, FG, 3-Pt, FT, Rebounds, Assists, Steals, Blocks, and Minutes. Includes totals for Norfolk State and Miami.

TOTAL FG% 1st Half: 7-21 33.3% 2nd Half: 11-35 31.4% Game: 32.1%
3-Pt. FG% 1st Half: 3-6 50.0% 2nd Half: 1-12 8.3% Game: 22.2%
FThrow % 1st Half: 4-4 100% 2nd Half: 5-8 62.5% Game: 75.0%

Table with columns for Player, FG, 3-Pt, FT, Rebounds, Assists, Steals, Blocks, and Minutes. Includes totals for Miami 11-10.

TOTAL FG% 1st Half: 11-26 42.3% 2nd Half: 7-17 41.2% Game: 41.9%
3-Pt. FG% 1st Half: 5-14 35.7% 2nd Half: 3-8 37.5% Game: 36.4%
FThrow % 1st Half: 4-8 50.0% 2nd Half: 16-18 88.9% Game: 76.9%

Officials: Jeff Nichols, Tim Ebersole, Anthony Franklin
Technical fouls: Norfolk State-None. University of Miami-None.
Attendance: 5127

Score by Periods table with columns for 1st, 2nd, and Total scores for Norfolk State and University of Miami.

Points in the paint-NSUM 18,UM 12. Points off turnovers-NSUM 16,UM 10.
2nd chance points-NSUM 10,UM 11. Fast break points-NSUM 6,UM 3.
Bench points-NSUM 7,UM 10. Score tied-1 time. Lead changed-2 times.
Last FG-NSUM 2nd-00:12, UM 2nd-01:52.
Largest lead-NSUM by 1 1st-08:05, UM by 22 2nd-14:19.

No. 22/25 Pittsburgh 59, Miami 55 OT Game 22 BankUnited Center 2-5-14

Table with columns for Player, FG, 3-Pt, FT, Rebounds, Assists, Steals, Blocks, and Minutes. Includes totals for Pittsburgh and Miami.

TOTAL FG% 1st Half: 10-25 40.0% 2nd Half: 6-26 23.1% Game: 33.3%
3-Pt. FG% 1st Half: 2-4 50.0% 2nd Half: 1-9 11.1% Game: 28.6%
FThrow % 1st Half: 7-10 70.0% 2nd Half: 4-6 66.7% Game: 73.1%

Table with columns for Player, FG, 3-Pt, FT, Rebounds, Assists, Steals, Blocks, and Minutes. Includes totals for Miami 11-11, 2-7.

TOTAL FG% 1st Half: 9-21 42.9% 2nd Half: 7-22 31.8% Game: 34.6%
3-Pt. FG% 1st Half: 2-6 33.3% 2nd Half: 2-10 20.0% Game: 25.0%
FThrow % 1st Half: 8-13 61.5% 2nd Half: 2-8 25.0% Game: 56.0%

Officials: Ray Natili, Gary Maxwell, Joe Lindsay
Technical fouls: Pittsburgh-None. University of Miami-None.
Attendance: 5053

Score by Periods table with columns for 1st, 2nd, OT, and Total scores for Pittsburgh and University of Miami.

Points in the paint-UP 22,UM 24. Points off turnovers-UP 17,UM 7.
2nd chance points-UP 13,UM 12. Fast break points-UP 4,UM 4.
Bench points-UP 3,UM 30. Score tied-5 times. Lead changed-12 times.
Last FG-UP OT-02:26, UM OT-00:16.
Largest lead-UP by 7 2nd-13:14, UM by 6 1st-13:00.

NC State 56, Miami 55 Game 23 BankUnited Center 2-8-14

Table with columns for Player, FG, 3-Pt, FT, Rebounds, Assists, Steals, Blocks, and Minutes. Includes totals for NC State and Miami.

TOTAL FG% 1st Half: 10-25 40.0% 2nd Half: 7-20 35.0% Game: 37.8%
3-Pt. FG% 1st Half: 1-7 14.3% 2nd Half: 0-8 0.0% Game: 35.0%
FThrow % 1st Half: 5-6 83.3% 2nd Half: 10-14 71.4% Game: 75.0%

Table with columns for Player, FG, 3-Pt, FT, Rebounds, Assists, Steals, Blocks, and Minutes. Includes totals for Miami 11-12 (2-8).

TOTAL FG% 1st Half: 9-23 39.1% 2nd Half: 8-28 28.6% Game: 33.3%
3-Pt. FG% 1st Half: 2-5 40.0% 2nd Half: 3-13 23.1% Game: 27.8%
FThrow % 1st Half: 6-7 85.7% 2nd Half: 10-16 62.5% Game: 69.6%

Officials: Brian Dorsey, Ray Perone, Tim Comer
Technical fouls: NC State-None. University of Miami-None.
Attendance: 6666

Score by Periods table with columns for 1st, 2nd, and Total scores for NC State and University of Miami.

Points in the paint-ST 18,UM 18. Points off turnovers-ST 8,UM 8.
2nd chance points-ST 17,UM 19. Fast break points-ST 5,UM 3.
Bench points-ST 5,UM 11. Score tied-4 times. Lead changed-2 times.
Last FG-ST 2nd-02:26, UM 2nd-00:10.
Largest lead-ST by 9 2nd-14:02, UM by 2 1st-14:28.



# HEAD COACH JIM LARRAÑAGA

Third Season | Providence, 1971

Hometown: The Bronx, N.Y. | Head Coach: American International, 1977-79 | Bowling Green, 1986-97 | George Mason, 1997-2011 | Miami, 2011-present

## LARRAÑAGA'S CAREER

### Head Coach

2011-pres. Miami  
1997-2011 George Mason  
1986-97 Bowling Green  
1977-79 American International

### Assistant

1979-86 Virginia  
1971-76 Davidson

### Player / Coach

1977 Geronimo Basketball Club (Belgium)

## EDUCATION

Providence College, 1971, B.A. Economics  
Archbishop Malloy High School, 1967

## NCAA APPEARANCES

1999 - George Mason  
2001 - George Mason  
2006 - George Mason (Final Four)  
2008 - George Mason  
2011 - George Mason  
2013 - Miami (Sweet 16)

## NIT APPEARANCES

1990 - Bowling Green  
1991 - Bowling Green  
1997 - Bowling Green  
2002 - George Mason  
2004 - George Mason  
2009 - George Mason  
2012 - Miami

## PLAYING CAREER

Geronimo Basketball Club (Belgium) 1976-77  
Providence College, 1967-71  
Archbishop Molloy, 1963-67

## MISCELLANEOUS

AP, Naismith, Henry Iba Coach of the Year, 2013  
ACC Coach of the Year, 2013  
Clair Bee Coach of the Year, 2006  
CAA Coach of the Year, 2011, 1999

## PERSONAL

Born: Oct. 2, 1949 Hometown: Bronx, N.Y.  
Wife: Liz Sons: Jay and Jon

Jim Larrañaga was named the 12th head coach of the University of Miami men's basketball program on April 22, 2011.

After leading UM to the 2013 NCAA Sweet 16, and winning the school's first ACC regular season and tournament championships, Larrañaga was honored as the AP, Naismith, USBWA Henry Iba and ACC Coach of the Year. The Bronx native helped Miami to a No. 2 national ranking by both the AP and USA TODAY, and a No. 2 seed in the NCAA tournament. He is the 10th coach in the last 10 years to lead two top-10 programs, as Miami was No. 2 on Feb. 18, 2013, and George Mason was No. 8 in the final Top 25 poll in 2006.

Larrañaga, who earned his 500th win during the season, directed the Canes to a 27-point win over No. 1 Duke and three other 20+ point wins over ACC opponents this season, including North Carolina (+26), Florida State (+24) and Boston College (+22). UM's 29 overall and 15 ACC wins in 2012-13 were program-bests, as was the 14-game winning streak and 13-0 start in conference play. Other program firsts include defeating all three teams in the North Carolina Triangle in the same season, beating a trio of teams in the Top 20 since joining the ACC and hosting five home sellouts at the BankUnited Center.

Individually, Coach L saw Shane Larkin earn the ACC Player of the Year and Lute Olson National Player of the Year awards, as well as All-American status and finalist nods for the Bob Cousy, John Wooden and James Naismith player of the year honors before declaring early for the 2013 NBA Draft. Larkin was also the ACC Tournament MVP, on the ACC Defensive team and a defensive All-American. Durand Scott was the ACC Defensive Player of the Year, three players - Larkin, Scott and Kenny Kadji - were listed on all-conference teams and four were on the ACC All-Tournament Team - Larkin, Scott, Julian Gamble and Trey McKinney Jones. All six seniors on the Sweet 16 team earned academic degrees from the University of Miami and one player was listed on the All-ACC Academic Team.

Larrañaga came to Miami after serving as the head coach at George Mason for 14 seasons. He guided that program to five NCAA Tournament appearances (1999, 2001, 2006, 2008, 2011) - including an unprecedented run to the 2006 Final Four that captured the nation's attention, defeating Michigan State, North Carolina, Wichita State and UConn along the way. Following that run, he was selected the 2006 Clair Bee Coach of the Year. Larrañaga built the GMU Patriots' program into a perennial contender in the highly-regarded Colonial Athletic Association, winning more games than any other coach

## LARRAÑAGA'S CAREER RECORDS

School	Years	Overall	Conference
American International	1977-1979	27-26	none
Bowling Green	1986-1997	170-144	101-85
George Mason	1997-2011	273-164	165-79
Miami	2011-pres.	60-32	26-18
<b>Overall</b>	<b>30th</b>	<b>530-366</b>	<b>292-182</b>

## COACH JIM LARRAÑAGA AT A GLANCE

2013 AP Coach of the Year  
2006 Clair Bee Coach of the Year  
2013 ACC Coach of the Year  
2013 NABC All-District II Coach  
2001 & 1999 CAA Coach of the Year  
1999 CAA Coach of the Year  
1997 MAC Coach of the Year  
Eight 20-win seasons

2013 Naismith Coach of the Year  
2013 Henry Iba Coach of the Year  
2013 Adolph Rupp Cup Coach of the Year  
2013 USBWA District IV Coach of the Year  
Six NCAA tournament appearances  
2013, 2011, 2008, 2006, 2001, 1999  
Seven postseason NIT appearances  
2012, '09, '04, '02, '97, '91, '90

Coached Shane Larkin - ACC Player of the Year, ACC Tournament MVP, USBWA All-District, Sporting News All-American, finalist for Cousy, Naismith & Wooden awards, All-ACC First Team and All-ACC Defensive Team  
Coached Durand Scott - ACC Defensive Player of the Year, ACC Tournament First Team, All-ACC Third Team

Coached George Evans, who was a three-time CAA Player of the Year, the CAA Rookie of the Year, a three-time CAA Defensive Player of the Year and on the CAA All-Defensive Team three times.

Six All-Atlantic Coast Conference selections  
Four ACC All-Tournament team selections  
Three coaches and two media ACC All-Defensive Team selections  
28 All-Colonial Athletic Conference selections  
Three AP All-America players  
Nine CAA All-Defensive Team selections  
Eight CAA All-Rookie team selections  
Three Dean Ehlers Award winners - given to the CAA player who best meets the criteria of academic achievement, leadership and community service.  
12 All-MAC Conference selections  
Coached Antonio Daniels - MAC Player of the Year and MAC Freshman of the Year  
Two MAC Freshman of the Year selections  
Four MAC All-Freshman Team selections

## LARRAÑAGA YEAR-BY-YEAR

Year	School	Overall W-L	Conference W-L	Finish	Post-Season
1977-78	American International	14-13			
1978-79	American International	13-13			
1986-87	Bowling Green	15-14	10-6	3	
1987-88	Bowling Green	12-16	7-9	t-5	
1988-89	Bowling Green	13-15	6-10	t-6	
1989-90	Bowling Green	18-11	9-7	t-3	NIT 0-1
1990-91	Bowling Green	17-13	9-7	t-4	NIT 0-1
1991-92	Bowling Green	14-15	8-8	5	
1992-93	Bowling Green	11-16	8-10	t-6	
1993-94	Bowling Green	18-10	12-6	t-2	
1994-95	Bowling Green	16-11	10-8	t-5	
1995-96	Bowling Green	14-13	9-9	t-6	
1996-97	Bowling Green	22-10	13-5	t-1	NIT 0-1
1997-98	George Mason	9-18	6-10	6	
1998-99	George Mason	19-11	13-3	1	NCAA 0-1
1999-00	George Mason	19-11	12-4	t-1	
2000-01	George Mason	18-12	11-5	3	NCAA 0-1
2001-02	George Mason	19-10	13-5	2	NIT 0-1
2002-03	George Mason	16-12	11-7	4	
2003-04	George Mason	23-10	12-6	3	NIT 2-1
2004-05	George Mason	16-13	10-8	6	
2005-06	George Mason	27-8	15-3	t-1	NCAA 4-1
2006-07	George Mason	18-15	9-9	5	
2007-08	George Mason	23-11	12-6	2	NCAA 0-1
2008-09	George Mason	22-11	13-5	2	NIT 0-1
2009-10	George Mason	17-15	12-6	4	CIT 0-1
2010-11	George Mason	27-7	16-2	1	NCAA 1-1
2011-12	Miami	20-13	9-7	t-4	NIT 1-1
2012-13	Miami	29-7	15-3	1	NCAA 2-1
2013-14	Miami	11-12	2-8		
<b>Overall</b>		<b>530-366</b>	<b>292-182</b>	<b>10-14</b>	


in program and conference history (273) en route to three conference titles (1999, 2001, 2008). A two-time CAA Coach of the Year honoree, Larrañaga earned the accolade in 2011, leading the Patriots to a 27-7 overall record and 16-2 conference mark en route to the CAA regular-season title and their fifth NCAA Tournament appearance under his leadership. Seeded a program-best eighth in the NCAA Tournament, George Mason rallied from a double-digit deficit to defeat ninth-seeded Villanova, 61-57, before falling to overall No. 1 seed Ohio State in the third round. In 2006, Larrañaga became the first coach at a mid-major school to take his team to the Final Four in 27 years and earned an at-large berth for a CAA team for the first time in 20 years. Along the way, he led Mason to a school record in wins, the school's first national ranking, George Mason's first appearance in the Top 10 and the school's first wins over Top 10 teams.

With 29 years of head coaching experience, the native of Bronx, N.Y., previously served as the head coach at Bowling Green for 11 seasons (1986-1997) and at Division II American International for two seasons (1977-79). His first coaching opportunity came at Davidson College, where he served as an assistant coach to Terry Holland. Davidson captured three Southern Conference regular-season championships and an NIT berth in his five years there, and he compiled a 47-12 record doubling as the freshman team coach. In 1976, he left Davidson and spent one season as player-coach for the Geronimo Basketball Club in Belgium. A 1971 graduate of Providence College with a degree in economics, Larrañaga was a four-year letterman for the Friars. As the team captain in his senior season, he led Providence to a 20-8 record and an NIT appearance. He graduated as the school's fifth all-time leading scorer with 1,258 points and was selected in the sixth round of the draft by the Detroit Pistons of the National Basketball Association. He was the team's top scorer as a sophomore and junior and was named New England's Division I Sophomore of the Year in 1969. He was inducted into the Providence College Hall of Fame in 1991.

Larrañaga, 64, and his wife, Liz, have two sons - Jay, who played for his father at Bowling Green and is an assistant coach with the Boston Celtics, and Jon, who was a member of his father's George Mason teams from 1999-2003 - and four grandchildren.



**25**  
**GARRIUS ADAMS**  
Gr. | G | 6-6 | 200  
Apex, N.C. | Middle Creek



**4**  
**RAPHAEL AKPEJIORI**  
Sr. | F | 6-9 | 241  
Lagos, Nigeria | Sunrise Christian (Kan.)




**15**  
**RION BROWN**  
Sr. | G | 6-6 | 211  
Hinesville, Ga. | Liberty County



**1**  
**DEANDRE BURNETT**  
Fr. | G | 6-2 | 191  
Miami, Fla. | Carol City




**2**  
**CORN ELDER**  
Fr. | G | 5-10 | 173  
Nashville, Tenn. | Ensworth




**11**  
**MIKE FERNANDEZ**  
Fr. | G | 6-1 | 189  
Coral Gables, Fla. | Belen Jesuit



**12**  
**JUSTIN HELLER**  
Sr. | G | 6-2 | 177  
Boca Raton, Fla. | West Boca Raton



**23**  
**TONYE JEKIRI**  
So. | C | 7-0 | 235  
Hialeah, Fla. | Champagnat Catholic




**35**  
**JAMES KELLY**  
Jr. | F | 6-7 | 246  
Ann Arbor, Mich. | Owens CC | Pioneer Pontiac, Mich.



**22**  
**DONNAVAN KIRK**  
Gr. | F | 6-9 | 228




**20**  
**MANU LECOMTE**  
Fr. | G | 5-11 | 159



**10**  
**SHELDON McCLELLAN**  
Jr. | G | 6-5 | 206  
Houston, Texas | Texas | Bellaire




**5**  
**DAVON REED**  
Fr. | G | 6-6 | 208  
Princeton, N.J. | Princeton Day



**13**  
**ANGEL RODRIGUEZ**  
Jr. | G | 5-11 | 181



**3**  
**STEVE SORENSON**  
So. | G | 6-0 | 161



**21**  
**ERIK SWOOPE**  
Sr. | F | 6-5 | 220

San Juan, P.R. | Kansas State | Miami Krop Dallas, Texas | St. Mark's School Lake Elsinore, Calif. | Harvard-Westlake



**JIM LARRAÑAGA**  
Head Coach



**ERIC KONKOL**  
Assistant Coach



**MICHAEL HUGER**  
Assistant Coach




**CHRIS CAPUTO**  
Assistant Coach



**ADAM FISHER**  
Director of Operations





# RAPHAEL AKPEJIORI #4

Senior | Forward | 6-9 | 241

Lagos, Nigeria | Sunrise Christian Academy (Kan.)

**Akpejori Season / Career Highs**

**Points**

Season: 3, vs. NC State, 2/8/14  
 Career: 8, vs. NC Central 11/19/10  
 ACC: 4 (2x) last at Boston College, 1/16/13

**Rebounds**

Season: 8, vs. NC State, 2/8/14  
 Career: 8, vs. NC State, 2/8/14  
 ACC: 8, vs. NC State, 2/8/14

**Assists**

Season: --  
 Career: 1 (3x), last vs. Florida State, 1/27/13  
 ACC: 1, vs. Florida State, 1/27/13

**Steals**

Season: 1, at Georgia Tech, 1/18/14  
 Career: 1 (8x), last vs. Florida State, 1/27/13  
 ACC: 1 (5x), last vs. Florida State, 1/27/13

**Blocked Shots**

Season: 1 (3x) last vs. Syracuse, 1/25/14  
 Career: 4 (2x), last vs. UNF 11/19/11  
 ACC: 2, vs. Florida State, 1/19/11

**Field Goals**

Season: 1 (2x) last vs. NC State, 2/8/14  
 Career: 3(2x) last vs. Tennessee Tech 11/11/11  
 ACC: 2 (2x) last at Boston College, 1/16/13

**Field Goal Attempts**

Season: 2, vs. NC State, 2/8/14  
 Career: 4, UNF 11/19/11  
 ACC: 3 (3x) last at Boston College, 1/16/13

**Free Throws**

Season: 2, at Nebraska, 12/4/13  
 Career: 4, at Rutgers 11/21/10  
 ACC: 2, vs. Florida State, 1/19/11

**Free Throw Attempts**

Season: 2 (2x) last vs. NC State, 2/8/14  
 Career: 4 (4x), last vs. Memphis 12/06/11  
 ACC: 3, at Duke, 1/2/11

**3-Point Field Goals**

Season: --  
 Career: --  
 ACC: --

**3-Point Field Goal Attempts**

Season: --  
 Career: --  
 ACC: --

**Foul Disqualifications**

Season: --  
 Career: --

**Minutes**

Season: 22, vs. NC State, 2/8/14  
 Career: 22 (2x) last vs. NC State, 2/8/14  
 ACC: 22, vs. NC State, 2/8/14

- Very strong and physical player who loves contact and has no regard for his own body.
- Sets hard screens and rebounds at a good rate.
- Good offensive rebounder and hard worker.
- Offseason ankle surgery, recovered well from that with improved mobility.
- Will graduate in May 2015 with both a bachelor's and master's in mechanical engineering. Takes classes such as applied thermodynamics and design of fluid & thermal systems.
- Approach vertical: 40 | Bench: 310
- Improved bench max from 215 to 270 and 185 test from 9-16 in 15 months during junior season.
- One of four seniors not recruited by Larrañaga staff. (Akpejori, Brown, Swoope, Adams).
- 2013 All-ACC Academic Team, ACC Academic Honor Roll, Book Buster (3.0 GPA), Athletics Director Honor Roll (3.2 GPA), Dean's List (3.5 GPA)
- Born Ethasor [A-tha-saur] Raphael Akpejori [AHK-peh-jour-ee] Oct. 10, 1990. Goes by Raphael.
- Son of Pius and Clara. One brother, Eshemokha, and four sisters, Okhiaofe, Ilamosi, Ideoghena and Eboshogwe. Three siblings are studying in Nigeria to be a civil engineer, chemical engineer and cell biology & genetics engineer.
- Also recruited by Texas A&M, Colorado, USF and UCF
- Rated as No. 64 power forward by ESPN in high school.
- Played AAU basketball for Baltimore Elite.
- Played in international game during 2008 Jordan Brand Basketball Classic in New York City.
- In August of 2013, averaged 9.2 points and 5.8 rebounds for Athletes in Action through five games played in Jamaica.

2010-11				
Opposition	P	R	A	
Jacksonville	0	1	0	
at Memphis	2	1	0	
N.C. Central	8	5	0	
at Rutgers	4	2	0	
McNeese St.	2	4	0	
at FGCU	1	2	0	
West Virginia	0	0	0	
Stetson	2	0	0	
UCF	1	1	0	
Oral Roberts	2	4	0	
Rice	0	2	0	
Pepperdine	3	2	0	
at Duke	1	3	0	
at Clemson	0	0	0	
Florida St.	2	0	0	
UNC	1	1	0	
at Virginia Tech	0	0	0	
at UNCG	2	2	0	
Maryland	0	0	0	
at Alabama	0	1	0	

2011-12				
Opposition	P	R	A	
Tennessee Tech	7	3	0	
Rutgers	3	1	1	
UNF	5	4	0	
FGCU	0	0	0	
at Ole Miss	0	1	0	
at Purdue	2	7	1	
UMass	6	3	0	
Memphis	2	2	0	
at West Virginia	3	2	0	
at Charlotte	0	0	0	
Appalachian St.	0	0	0	
at North Carolina	2	1	0	
at Boston College	0	0	0	
Maryland	4	1	0	
Virginia Tech	0	0	0	
North Carolina	0	0	0	
Wake Forest	0	0	0	
at Maryland	2	2	0	
Florida State	0	4	0	
at Georgia Tech	0	0	0	
vs. Florida State	0	1	0	
Minnesota	0	1	0	

2012-13				
Opposition	P	R	A	
Charlotte	2	0	0	
at UCF	0	0	1	
at Hawai'i	0	0	2	
vs. Arizona	1	0	1	
vs. Indiana State	2	0	3	
La Salle	0	0	0	
at Georgia Tech	2	0	4	
at North Carolina	0	0	0	
Maryland	0	0	4	
at Boston College	4	0	2	
Duke	0	0	1	
Florida State	1	0	0	
Boston College	0	0	0	
North Carolina	0	0	0	
Virginia Tech	0	0	0	
Clemson	0	0	0	
vs. Pacific	0	0	2	
vs. Marquette	0	0	0	

**AKPEJIORI CAREER STATISTICS**


Season	GP	GS	Min.	Avg.	3-Point			Free Throws			Rebounds				Scoring										
					FG	FGA	Pct.	FT	FTA	Pct.	Off.	Def.	Tot.	Avg.	PF	FO	Ast.	TO	Blk	Stl	Pts.	Avg.			
2010-11	20	0	98	4.9	5	10	.500	0	0	.000	21	32	.656	13	18	31	1.6	16	0	0	5	12	2	31	1.6
2011-12	22	3	147	6.7	13	27	.481	0	0	.000	10	17	.588	21	12	33	1.5	27	0	2	7	11	4	36	1.6
2012-13	18	0	81	4.5	5	14	.357	0	0	.000	1	3	.333	6	14	20	1.1	8	0	1	3	3	3	11	0.6
2013-14	15	0	121	8.1	2	6	.333	0	0	.000	5	6	.833	8	14	22	1.5	22	0	0	4	3	1	9	0.6
<b>TOTAL</b>	<b>75</b>	<b>3</b>	<b>447</b>	<b>6.0</b>	<b>25</b>	<b>57</b>	<b>.439</b>	<b>0</b>	<b>0</b>	<b>.000</b>	<b>37</b>	<b>58</b>	<b>.638</b>	<b>48</b>	<b>58</b>	<b>106</b>	<b>1.4</b>	<b>73</b>	<b>0</b>	<b>3</b>	<b>19</b>	<b>29</b>	<b>10</b>	<b>87</b>	<b>1.2</b>

**AKPEJIORI 2013-14**

Opponent	Date	GS	Min	TOTAL			3-PTS			FREE THROWS			REBOUNDS				PF	FO	A	TO	Blk	Stl	Pts	Avg
				FG	FGA	Pct	3FG	FGA	Pct	FT	FTA	Pct	Off	Def	Tot	Avg								
SFB	11-08-13	5	0	0	.000	0	0	.000	0	0	.000	0	0	0	0.0	1	0	0	1	0	0	0	0.0	
TEXAS SOUTHERN	11-14-13	2	1	1	1.000	0	0	.000	0	0	.000	0	1	1	0.5	3	0	0	1	0	0	2	1.0	
UCF	11-21-13	4	0	1	.000	0	0	.000	0	0	.000	0	1	1	0.7	0	0	0	0	1	0	0	0.7	
vs Arizona State	12-01-13	5	0	0	.000	0	0	.000	0	0	.000	0	1	1	0.8	1	0	0	0	0	0	0	0.5	
at Nebraska	12-04-13	8	0	0	.000	0	0	.000	2	2	1.000	0	1	1	0.8	4	0	0	0	0	0	2	0.8	
VIRGINIA TECH	12-08-13	9	0	1	.000	0	0	.000	0	0	.000	0	2	2	1.0	2	0	0	1	0	0	0	0.7	
LOYOLA	12-30-13	8	0	0	.000	0	0	.000	0	0	.000	0	1	1	1.0	0	0	0	0	0	0	0	0.6	
at Syracuse	01-04-14	3	0	0	.000	0	0	.000	0	0	.000	1	0	1	1.0	1	0	0	1	0	0	0	0.5	
at UNC	01-08-14	2	0	0	.000	0	0	.000	0	0	.000	1	0	1	1.0	0	0	0	0	0	0	0	0.4	
at Georgia Tech	01-18-14	18	0	1	.000	0	0	.000	0	0	.000	1	1	2	1.1	2	0	0	0	0	1	0	0.4	
DUKE	01-22-14	8	0	0	.000	0	0	.000	0	0	.000	0	1	1	1.1	2	0	0	0	0	0	0	0.4	
SYRACUSE	01-25-14	7	0	0	.000	0	0	.000	0	0	.000	0	1	1	1.1	1	0	0	0	1	0	0	0.3	
at Maryland	01-29-14	5	0	0	.000	0	0	.000	0	0	.000	0	0	0	1.0	1	0	0	0	0	0	0	0.3	
PITTSBURGH	02-05-14	15	0	0	.000	0	0	.000	2	2	1.000	0	1	1	1.0	2	0	0	1	0	0	2	0.4	
NC STATE	02-08-14	22	1	2	.500	0	0	.000	1	2	.500	5	3	8	1.5	2	0	0	0	0	0	3	0.6	







# TONYE JEKIRI

Sophomore | Center | 7-0 | 235

# #23

Hialeah, Fla. | Champagnat Catholic School

- Has only played basketball for four years after moving from Nigeria to South Florida in September 2010 to begin hoops career. Previously played soccer.
- Gained 25 pounds from a season ago, drinking protein shakes, and eating chicken and rice dishes.
- Averaged 3.3 points, 3.3 rebounds, 0.7 blocks and 10.3 minutes in three 2013 NCAA tournament games.
- Saints fan because of former Hurricane Jimmy Graham.
- Terrific learner who picks up concepts quickly.
- Good passer for his size.
- Developing his offensive game.
- Can play with back to basket or step out for a 10-12-foot shot.
- Runs the floor like a guard and has unstoppable motor.
- Only scholarship sophomore on the team, second Florida recruit in Larrañaga era.
- One of eight players on the team recruited by Larrañaga staff.
- Acclimated himself well from Nigeria to U.S. culture.
- Chose jersey number 23 because July 23 is birthday.
- Approach vertical: 37.
- Born Tonye [TAHN-yay] Frank Jekiri [Ja-KEER-EE] July 23, 1994 in Port Harcourt, Nigeria. Son of Emilinia and Frank. Brother to Tammie, Omiebi and Boma.
- Majoring in sports administration.
- Chose Miami over considerations from Virginia Tech, Clemson, Florida State, Auburn, Vanderbilt and Alabama.
- Rated 17th-best center in country by ESPN.com and No. 13 by Scout.com.
- Averaged 20 points, 12 rebounds and 5 blocks per game as a senior.
- On AAU circuit, played for Team Breakdown.


2012-13			
Opposition	P	R	A
at FGCU	1	2	0
Jacksonville	0	0	0
Michigan State	0	2	0
at Massachusetts	0	0	0
Charlotte	0	0	0
at UCF	3	2	0
at Hawai'i	1	0	0
vs. Arizona	0	2	0
vs. Indiana State	0	0	0
La Salle	0	1	0
at Georgia Tech	2	2	0
at North Carolina	0	1	0
Maryland	2	4	0
at Boston College	0	1	1
Duke	2	2	0
Florida State	4	2	0
at Virginia Tech	2	1	0
at NC State	0	2	1
Boston College	2	4	0
North Carolina	2	2	0
at Florida State	2	2	0
at Clemson	0	0	0
Virginia	2	0	0
at Wake Forest	2	3	0
Virginia Tech	4	2	0
at Duke	2	0	0
Georgia Tech	0	0	0
Clemson	2	3	0
vs. Boston College	0	1	0
vs. NC State	2	3	0
vs. North Carolina	1	1	0
vs. Pacific	6	5	0
vs. Illinois	4	2	1
vs. Marquette	0	3	0

Jekiri Season / Career Highs	
<b>Points</b>	Season: 10, vs. Loyola, 12/30/13 Career: 10, vs. Loyola, 12/30/13 ACC: 8, vs. Duke, 1/22/14
<b>Rebounds</b>	Season: 10, at North Carolina, 1/8/14 Career: 10, at North Carolina, 1/8/14 ACC: 10, at North Carolina, 1/8/14
<b>Assists</b>	Season: 4, vs. Syracuse, 1/25/14 Career: 4, vs. Syracuse, 1/25/14 ACC: 4, vs. Syracuse, 1/25/14
<b>Steals</b>	Season: 2 (3x) last vs. Pittsburgh, 2/5/14 Career: 2 (3x) last vs. Pittsburgh, 2/5/14 ACC: 2 (2x) last vs. Pittsburgh, 2/5/14
<b>Blocked Shots</b>	Season: 3, at North Carolina, 1/8/14 Career: 3, at North Carolina, 1/8/14 ACC: 3, at North Carolina, 1/8/14
<b>Field Goals</b>	Season: 4 (3x) last vs. Duke, 1/22/14 Career: 4 (3x) last vs. Duke, 1/22/14 ACC: 4, vs. Duke, 1/22/14
<b>Field Goal Attempts</b>	Season: 7 (3x) last vs. Duke, 1/22/14 Career: 7 (3x) last vs. Duke, 1/22/14 ACC: 7, vs. Duke, 1/22/14
<b>Free Throws</b>	Season: 2 (2x) last vs. Loyola, 12/30/13 Career: 4, vs. Virginia Tech, 2/28/13 ACC: 4, vs. Virginia Tech, 2/28/13
<b>Free Throw Attempts</b>	Season: 4 (2x) last vs. Syracuse, 1/25/14 Career: 6, vs. Virginia Tech, 2/28/13 ACC: 6, vs. Virginia Tech, 2/28/13
<b>3-Point Field Goals</b>	Season: -- Career: -- ACC: --
<b>3-Point Field Goal Attempts</b>	Season: -- Career: -- ACC: --
<b>Foul Disqualifications</b>	Season: 4, last at Georgia Tech, 1/18/14 Career: 4, last at Georgia Tech, 1/18/14 ACC: 3, last at Georgia Tech, 1/18/14
<b>Minutes</b>	Season: 35, at Maryland, 1/29/14 Career: 35, at Maryland, 1/29/14 ACC: 35, at Maryland, 1/29/14

## JEKIRI CAREER STATISTICS

Season	GP	GS	Min.	Avg. FG	FGA	Pct.	3-Point			Free Throws			Rebounds				Scoring								
							FG	FGA	Pct.	FT	FTA	Pct.	Off.	Def.	Tot.	Avg.	PF	FO	Ast.	TO	Blk	Stl	Pts.	Avg.	
2012-13	34	0	235	6.9	18	35	.514	0	0	.000	11	20	.550	28	27	55	1.6	35	0	4	11	11	7	47	1.4
2013-14	23	12	462	20.1	36	89	.404	0	0	.000	8	17	.471	38	69	107	4.7	60	4	15	22	17	12	80	3.5
<b>TOTAL</b>	<b>57</b>	<b>12</b>	<b>697</b>	<b>12.2</b>	<b>54</b>	<b>124</b>	<b>.435</b>	<b>0</b>	<b>0</b>	<b>.000</b>	<b>19</b>	<b>37</b>	<b>.514</b>	<b>66</b>	<b>96</b>	<b>162</b>	<b>2.8</b>	<b>95</b>	<b>4</b>	<b>19</b>	<b>33</b>	<b>28</b>	<b>19</b>	<b>127</b>	<b>2.2</b>

JEKIRI 2013-14		TOTAL					3-PTS			FREE THROWS			REBOUNDS											
Opponent	Date	GS	Min	FG	FGA	Pct	3FG	FGA	Pct	FT	FTA	Pct	Off	Def	Tot	Avg	PF	FO	A	TO	Blk	Stl	Pts	Avg
SFB	11-08-13	*	23	2	7	.286	0	0	.000	2	2	1.000	1	8	9	9.0	5	1	1	2	1	0	6	6.0
GA. SOUTHERN	11-11-13	*	9	1	4	.250	0	0	.000	0	0	.000	1	0	1	5.0	2	0	0	2	0	0	2	4.0
TEXAS SOUTHERN	11-14-13	*	12	2	6	.333	0	0	.000	0	0	.000	2	2	4	4.7	1	0	0	1	0	0	4	4.0
at Charleston	11-18-13		16	3	4	.750	0	0	.000	0	0	.000	2	1	3	4.3	3	0	0	0	1	0	6	4.5
UCF	11-21-13		17	1	3	.333	0	0	.000	0	0	.000	0	3	3	4.0	3	0	0	0	0	1	2	4.0
vs George Washington	11-28-13	*	21	1	3	.333	0	0	.000	0	0	.000	0	1	1	3.5	0	0	1	1	1	1	2	3.7
at Cal State Fullerton	11-29-13		20	2	3	.667	0	0	.000	0	0	.000	0	4	4	3.6	3	0	0	2	0	0	4	3.7
vs Arizona State	12-01-13		10	0	3	.000	0	0	.000	0	0	.000	2	1	3	3.5	1	0	0	0	0	0	0	3.3
at Nebraska	12-04-13		21	1	2	.500	0	0	.000	0	0	.000	2	5	7	3.9	2	0	1	0	1	0	2	3.1
VIRGINIA TECH	12-08-13		21	1	5	.200	0	0	.000	0	0	.000	3	4	7	4.2	0	0	0	0	1	0	2	3.0
at Savannah State	12-19-13		14	2	2	1.000	0	0	.000	0	0	.000	0	1	1	3.9	2	0	1	3	1	1	4	3.1
LA SALLE	12-22-13		25	4	7	.571	0	0	.000	1	2	.500	2	5	7	4.2	3	0	0	0	1	2	9	3.6
LOYOLA	12-30-13		23	4	5	.800	0	0	.000	2	4	.500	1	3	4	4.2	5	1	2	1	2	1	10	4.1
at Syracuse	01-04-14		18	2	5	.400	0	0	.000	1	2	.500	2	1	3	4.1	2	0	2	0	1	1	5	4.1
at UNC	01-08-14		27	1	4	.250	0	0	.000	0	0	.000	3	7	10	4.5	4	0	1	3	3	2	2	4.0
FLORIDA STATE	01-15-14	*	20	1	3	.333	0	0	.000	0	0	.000	3	4	7	4.6	5	1	1	0	0	0	2	3.9
at Georgia Tech	01-18-14	*	16	0	1	.000	0	0	.000	0	0	.000	0	3	3	4.5	5	1	0	2	1	0	0	3.6
DUKE	01-22-14	*	26	4	7	.571	0	0	.000	0	1	.000	3	6	9	4.8	1	0	0	1	1	1	8	3.9
SYRACUSE	01-25-14	*	27	1	4	.250	0	0	.000	1	4	.250	3	2	5	4.8	4	0	4	0	0	0	3	3.8
at Maryland	01-29-14	*	35	0	3	.000	0	0	.000	0	0	.000	3	3	6	4.9	2	0	0	3	1	0	0	3.7
NORFOLK STATE	02-01-14	*	23	2	3	.667	0	0	.000	0	0	.000	1	1	2	4.7	2	0	1	1	1	0	4	3.7
PITTSBURGH	02-05-14	*	20	1	3	.333	0	0	.000	1	2	.500	3	1	4	4.7	4	0	0	0	0	2	3	3.6
NC STATE	02-08-14	*	18	0	2	.000	0	0	.000	0	0	.000	1	3	4	4.7	1	0	0	0	0	0	0	3.5



# JAMES KELLY

Junior | Forward | 6-7 | 246

# #35

Ann Arbor, Mich. | Owens CC | Pioneer HS

### Kelly Season Highs

**Points**  
Season: 18, at Charleston, 11/18/13  
ACC: 12, vs. Virginia Tech, 12/8/13

**Rebounds**  
Season: 9, vs. Virginia Tech, 12/8/13  
ACC: 9, vs. Virginia Tech, 12/8/13

**Assists**  
Season: 2 (2x) last vs. Texas Southern, 11/14/13  
ACC: 1 (2x) last vs. Syracuse, 1/25/14

**Steals**  
Season: 2 (2x) last at Charleston, 11/18/13  
ACC: 1 (3x) last vs. Florida State, 1/15/14

**Blocked Shots**  
Season: 2, at Cal State Fullerton, 11/29/13  
ACC: 1 (2x) last vs. Duke, 1/22/14

**Field Goals**  
Season: 7, vs. Texas Southern, 11/14/13  
ACC: 5, vs. Virginia Tech, 12/8/13

**Field Goal Attempts**  
Season: 11, vs. Texas Southern, 11/14/13  
ACC: 14, vs. Virginia Tech, 12/8/13

**Free Throws**  
Season: 3 (3x) last vs. Duke, 1/22/14  
ACC: 3, vs. Duke, 1/22/14

**Free Throw Attempts**  
Season: 4 (3x) last vs. Duke, 1/22/14  
ACC: 4, vs. Duke, 1/22/14

**3-Point Field Goals**  
Season: 3 (2x) last at Charleston, 11/18/13  
ACC: 1 (2x) last vs. Duke, 1/22/14

**3-Point Field Goal Attempts**  
Season: 4, vs. Texas Southern, 11/14/13  
ACC: 3, vs. Florida State, 1/15/14

**Foul Disqualifications**  
Season: --  
ACC: --

**Minutes**  
Season: 35, vs. Arizona State, 12/1/13  
ACC: 31, vs. Virginia Tech, 12/8/13


- Began playing organized basketball junior year of high school after four-inch growth spurt.
- Good touch, very explosive and athletic.
- Catch and shoot from three and midrange.
- Inside-out talent.
- Missed games against Maryland and Norfolk State due to lower extremity injury.
- Spending more and more time in the gym to learn the game.
- Came to UM without visiting campus. Impressed by coaching staff's care for his schoolwork and off-the-court life.
- Increased bench 235 to 315 in four months, after never lifting weights before.
- Approach vertical: 37.5 | Bench max: 315
- Teammates compare him to former Cane DeQuan Jones for his personality and athleticism.
- Suite/roommates with Manu Lecomte, Davon Reed and Dre Burnett.
- One of eight players on the team recruited by Larrañaga staff.
- Averaged 17.9 points, 10.0 rebounds, 1.0 assist, 1.5 steals and 1.5 blocks per game in two seasons at Owens. Totaled 1,219 points, 678 rebounds, 105 blocks, 104 steals and 70 assists. First player in program history to record 1,000 points, 600 rebounds, 100 steals and 100 blocks in his career. 38 career double-doubles.
- Led the Ohio Community College Athletic Conference (OCCAC) in scoring (21.1 ppg) and rebounding (11.4 rpg), third in blocks (1.6bpg) and fourth in steals (2.3spg).
- NJCAA D-II Second Team All-American as a sophomore.
- Played in NJCAA Division II tournament semifinals.
- Born James Leo Kelly August 12, 1993. Son of Darlene Ison and Desi Kelly. Brother to Desi Kelly, Jr.
- Majoring in liberal arts.
- Recruited by Michigan State, New Mexico, West Virginia and Clemson.
- Played AAU for the Michigan Warriors.

### KELLY CAREER STATISTICS

Season	GP	GS	Min.	Avg.	3-Point			Free Throws			Rebounds				Scoring										
					FG	FGA	Pct.	FT	FTA	Pct.	Off.	Def.	Tot.	Avg.	PF	FO	Ast.	TO	Blk	Stl	Pts.	Avg.			
2013-14	21	11	430	20.5	60	117	.513	11	28	.393	18	27	.667	23	64	87	4.1	37	0	12	17	11	10	149	7.1

KELLY 2013-14		TOTAL					3-PTS			FREE THROWS			REBOUNDS											
Opponent	Date	GS	Min	FG	FGA	Pct	3FG	FGA	Pct	FT	FTA	Pct	Off	Def	Tot	Avg	PF	FO	A	TO	Blk	Stl	Pts	Avg
SFB	11-08-13	5	0	0	.000	0	0	.000	0	0	.000	3	1	4	4.0	2	0	0	2	0	0	0	0.0	
GA. SOUTHERN	11-11-13	20	5	8	.625	0	1	.000	0	0	.000	2	0	2	3.0	2	0	2	0	0	1	10	5.0	
TEXAS SOUTHERN	11-14-13	28	7	11	.636	3	4	.750	0	0	.000	1	6	7	4.3	3	0	2	1	0	2	17	9.0	
at Charleston	11-18-13	* 33	6	9	.667	3	3	1.000	3	4	.750	0	4	4	4.3	2	0	1	0	1	2	18	11.3	
UCF	11-21-13	* 16	1	4	.250	0	2	.000	0	0	.000	2	2	4	4.2	3	0	1	1	1	0	2	9.4	
vs George Washington	11-28-13	28	5	9	.556	0	0	.000	1	2	.500	2	4	6	4.5	2	0	0	0	1	0	11	9.7	
at Cal State Fullerton	11-29-13	* 24	4	7	.571	1	2	.500	1	2	.500	1	6	7	4.9	3	0	1	0	2	0	10	9.7	
vs Arizona State	12-01-13	* 35	4	7	.571	0	2	.000	3	4	.750	0	6	6	5.0	3	0	1	1	1	0	11	9.9	
at Nebraska	12-04-13	* 28	1	4	.250	0	2	.000	0	0	.000	0	5	5	5.0	0	0	0	1	1	0	2	9.0	
VIRGINIA TECH	12-08-13	* 31	5	14	.357	0	1	.000	2	2	1.000	3	6	9	5.4	4	0	0	2	0	1	12	9.3	
at Savannah State	12-19-13	* 26	3	5	.600	0	1	.000	0	1	.000	2	6	8	5.6	0	0	1	2	0	1	6	9.0	
LA SALLE	12-22-13	* 20	4	7	.571	1	1	1.000	1	2	.500	0	3	3	5.4	1	0	0	2	1	1	10	9.1	
LOYOLA	12-30-13	* 29	5	8	.625	1	1	1.000	0	0	.000	2	4	6	5.5	2	0	1	0	1	0	11	9.2	
at Syracuse	01-04-14	* 28	4	5	.800	0	1	.000	0	0	.000	1	2	3	5.3	1	0	1	2	0	0	8	9.1	
at UNC	01-08-14	* 10	0	1	.000	0	1	.000	1	2	.500	0	1	1	5.0	2	0	0	0	1	1	1	8.6	
FLORIDA STATE	01-15-14	18	1	5	.200	1	3	.333	1	2	.500	3	1	4	4.9	2	0	0	1	0	1	4	8.3	
at Georgia Tech	01-18-14	3	0	0	.000	0	0	.000	0	0	.000	0	0	0	4.6	1	0	0	0	0	0	0	7.8	
DUKE	01-22-14	16	2	4	.500	1	2	.500	3	4	.750	0	2	2	4.5	1	0	0	1	1	0	8	7.8	
SYRACUSE	01-25-14	25	2	6	.333	0	0	.000	2	2	1.000	0	3	3	4.4	3	0	1	0	0	0	6	7.7	
PITTSBURGH	02-05-14	1	0	1	.000	0	1	.000	0	0	.000	0	1	1	4.3	0	0	0	0	0	0	0	7.4	
NC STATE	02-08-14	6	1	2	.500	0	0	.000	0	0	.000	1	1	2	4.1	0	0	0	1	0	0	2	7.1	





# MANU LECOMTE #20

Freshman | Guard | 5-11 | 159

Brussels, Belgium | Athene des Pagodes

**Lecomte Season Highs**

**Points**  
 Season: 19, at Maryland, 1/29/14  
 ACC: 19, at Maryland, 1/29/14

**Rebounds**  
 Season: 5, vs. Pittsburgh, 2/5/14  
 ACC: 5, vs. Pittsburgh, 2/5/14

**Assists**  
 Season: 7, at North Carolina, 1/8/14  
 ACC: 7, at North Carolina, 1/8/14

**Steals**  
 Season: 2 (3x) last at Savannah State, 12/19/13  
 ACC: 1 (4x) last vs. NC State, 2/8/14

**Blocked Shots**  
 Season: 1, vs. Ga. Southern, 11/11/13  
 ACC: --

**Field Goals**  
 Season: 8, at Maryland, 1/29/14  
 ACC: 8, at Maryland, 1/29/14

**Field Goal Attempts**  
 Season: 12, at Georgia Tech, 1/18/14  
 ACC: 12, at Georgia Tech, 1/18/14

**Free Throws**  
 Season: 6 (3x) last at Georgia Tech, 1/18/14  
 ACC: 6 (2x) last at Georgia Tech, 1/18/14

**Free Throw Attempts**  
 Season: 8, at North Carolina, 1/8/14  
 ACC: 8, at North Carolina, 1/8/14

**3-Point Field Goals**  
 Season: 3, (2)x last vs. Norfolk State, 2/3/14  
 ACC: 3, at Maryland, 1/29/14

**3-Point Field Goal Attempts**  
 Season: 4, (5x) last vs. Norfolk State, 2/3/14  
 ACC: 4, (2x) last at Maryland, 1/29/14

**Foul Disqualifications**  
 Season: --  
 ACC: --

**Minutes**  
 Season: 38, at North Carolina, 1/8/14  
 ACC: 38, at North Carolina, 1/8/14

- Team's only pure point guard. Can shoot the three or pull up for jumpers.
- Played as an amateur at the pro level in Belgium since he was 16.
- Head coach Larrañaga and assistant coach Michael Huger both played pro ball in Belgium.
- Young collegiate player, turning 18 in August of his freshman year at Miami.
- Very good shooter who averages in upper 60s in five minutes of threes drill.
- Adjusted well to American culture and has acclimated himself well to Miami.
- Did not visit campus before attending UM.
- Improved strength in short amount of time.
- Approach vertical: 35.5 | Bench max: 245 | 185 test: 11
- Very professional about his game, wants to improve, spends a lot of time working at it.
- One of eight players on the team recruited by Larrañaga staff
- Suite/roommates with James Kelly, Davon Reed and Dre Burnett.
- Born Emmanuel Lecomte [la-conn-t] Aug. 16, 1995. Goes by Manu [man-ew].
- Son of Philippe and Marie. Brother to Christina.
- First language is French. Mother is Cameroonian and father is Belgian.
- Played for second division Mons-Hainant Belfius in Belgium where he averaged 12.4 points, 2.8 rebounds, and 3.2 assists per game
- Majoring in economics
- Competed in Belgium's U16, U18 and U20 championships, most recently playing in the U18 European Championship, where he led his country in scoring with 12.0 ppg and 2.9 assists in eight outings.
- Also recruited by Gonzaga, Creighton and UAB.

**LECOMTE CAREER STATISTICS**

Season	GP	GS	Min.	Avg.	3-Point			Free Throws			Rebounds				Scoring										
					FG	FGA	Pct.	FT	FTA	Pct.	Off.	Def.	Tot.	Avg.	PF	FO	Ast.	TO	Blk	Stl	Pts.	Avg.			
2013-14	23	14	656	28.5	62	147	.422	19	47	.404	45	59	.763	16	34	50	2.2	45	0	56	42	1	14	188	8.2

LECOMTE 2013-14		TOTAL					3-PTS			FREE THROWS			REBOUNDS											
Opponent	Date	GS	Min	FG	FGA	Pct	3FG	FGA	Pct	FT	FTA	Pct	Off	Def	Tot	Avg	PF	FO	A	TO	Blk	Stl	Pts	Avg
SFB	11-08-13	*	34	3	10	.300	0	2	.000	3	4	.750	0	1	1	1.0	2	0	1	2	0	2	9	9.0
GA. SOUTHERN	11-11-13	*	36	4	8	.500	2	4	.500	2	2	1.000	1	3	4	2.5	1	0	1	0	1	1	12	10.5
TEXAS SOUTHERN	11-14-13	*	33	4	8	.500	2	4	.500	2	2	1.000	2	1	3	2.7	1	0	4	0	0	2	12	11.0
at Charleston	11-18-13	*	33	4	8	.500	0	0	.000	6	6	1.000	0	4	4	3.0	4	0	5	3	0	0	14	11.8
UCF	11-21-13	*	33	0	6	.000	0	2	.000	0	0	.000	0	0	0	2.4	2	0	2	3	0	0	0	9.4
vs George Washington	11-28-13	*	25	2	6	.333	1	2	.500	0	0	.000	2	0	2	2.3	2	0	0	2	0	0	5	8.7
at Cal State Fullerton	11-29-13		15	2	4	.500	0	2	.000	0	0	.000	0	3	3	2.4	1	0	1	0	0	1	4	8.0
vs Arizona State	12-01-13		10	1	3	.333	0	0	.000	0	0	.000	0	1	1	2.3	0	0	1	0	0	0	2	7.3
at Nebraska	12-04-13		23	2	4	.500	0	0	.000	1	3	.333	0	2	2	2.2	4	0	4	4	0	0	5	7.0
VIRGINIA TECH	12-08-13		27	3	8	.375	0	1	.000	1	2	.500	0	4	4	2.4	2	0	2	3	0	1	7	7.0
at Savannah State	12-19-13		32	2	3	.667	2	2	1.000	4	4	1.000	0	2	2	2.4	1	0	4	2	0	2	10	7.3
LA SALLE	12-22-13		28	2	6	.333	0	1	.000	1	2	.500	1	3	4	2.5	3	0	2	0	0	1	5	7.1
LOYOLA	12-30-13		20	2	3	.667	1	1	1.000	1	2	.500	0	0	0	2.3	2	0	3	0	0	1	6	7.0
at Syracuse	01-04-14		25	3	6	.500	2	4	.500	0	0	.000	0	0	0	2.1	1	0	0	2	0	1	8	7.1
at UNC	01-08-14		38	2	7	.286	1	1	1.000	6	8	.750	0	3	3	2.2	2	0	7	2	0	0	11	7.3
FLORIDA STATE	01-15-14	*	37	1	7	.143	0	2	.000	0	0	.000	0	1	1	2.1	2	0	6	0	0	0	2	7.0
at Georgia Tech	01-18-14	*	37	5	12	.417	0	3	.000	6	6	1.000	2	2	4	2.2	1	0	3	3	0	1	16	7.5
DUKE	01-22-14	*	23	1	2	.500	0	0	.000	2	2	1.000	0	0	0	2.1	2	0	2	6	0	0	4	7.3
SYRACUSE	01-25-14	*	20	1	2	.500	1	2	.500	0	0	.000	0	0	0	2.0	1	0	1	0	0	0	3	7.1
at Maryland	01-29-14	*	35	8	11	.727	3	4	.750	0	2	.000	0	0	0	1.9	1	0	2	5	0	0	19	7.7
NORFOLK STATE	02-01-14	*	28	4	6	.667	3	4	.750	2	2	1.000	2	1	3	2.0	4	0	2	0	0	0	13	8.0
PIITTSBURGH	02-05-14	*	35	2	7	.286	0	3	.000	4	6	.667	3	2	5	2.1	3	0	2	3	0	0	8	8.0
NC STATE	02-08-14	*	29	4	10	.400	1	3	.333	4	6	.667	3	1	4	2.2	3	0	1	2	0	1	13	8.2



# DAVON REED

Freshman | Guard | 6-6 | 208

# #5

Ewing, N.J. | Princeton Day School (N.J.)

### Reed Season Highs

**Points**  
 Season: 19 vs. Arizona State, 12/1/13  
 ACC: 16, vs. Syracuse, 1/25/14

**Rebounds**  
 Season: 5 (2x) last vs. Virginia Tech, 12/8/13  
 ACC: 5, vs. Virginia Tech, 12/8/13

**Assists**  
 Season: 7, vs. Loyola, 12/30/13  
 ACC: 1 (4x) last vs. NC State, 2/8/14

**Steals**  
 Season: 2 (4x) last vs. Loyola, 12/30/13  
 ACC: 1 (2x) last vs. Pittsburgh, 2/5/14

**Blocked Shots**  
 Season: 1 (2x) last vs. UCF, 11/21/13  
 ACC: 1, vs. Syracuse, 1/25/14

**Field Goals**  
 Season: 7, vs. UCF, 11/21/13  
 ACC: 5, vs. Syracuse, 1/25/14

**Field Goal Attempts**  
 Season: 12, at Cal State Fullerton, 11/29/13  
 ACC: 10, vs. Virginia Tech, 12/8/13

**Free Throws**  
 Season: 5, vs. Loyola, 12/30/13  
 ACC: 3, vs. Syracuse, 1/25/14

**Free Throw Attempts**  
 Season: 6, vs. Arizona State, 12/1/13  
 ACC: 3, vs. Syracuse, 1/25/14

**3-Point Field Goals**  
 Season: 5, vs. Arizona State, 12/1/13  
 ACC: 3, vs. Syracuse, 1/25/14

**3-Point Field Goal Attempts**  
 Season: 8, vs. Arizona State, 12/1/13  
 ACC: 4 (2x) last vs. Syracuse, 1/25/14

**Foul Disqualifications**  
 Season: --  
 ACC: --


**Minutes**  
 Season: 36 (2x) last vs. Arizona State, 12/1/13  
 ACC: 32, vs. Virginia Tech, 12/8/13

- Focused. Structured. Determined. Competitive. True student of the game. Will do whatever it takes to win.
- Roommate James Kelly says Reed is the most organized and focused person he's ever met.
- A 3 guard who is playing out of position at the point for Miami.
- Improved bench 175 to 250 pounds in four months.
- Approach vertical: 40.5 | Bench max: 250 | 185 test: 11
- One of eight players on the team recruited by Larrañaga staff.
- Suite/roommates with Manu Lecomte, Davon Reed and Dre Burnett.
- Four-star swingman listed as a Top 100 player (No. 97) by Rivals.com and No. 78 in the Class of 2013 by ESPN
- Third-best talent in New Jersey and 18th best nationally at the shooting guard position, according to ESPN.com.
- Kevin Durant Skills Academy. McDonald's All-American candidate.
- 2,000 point scorer. Averaged 24 points and 10 rebounds as a senior.
- Youth Role Model Award from Join-Effort Princeton for both dedication to his community and excellence in his personal life.
- Born Davon Malcolm Reed June 11, 1995. Son of David Reed and Rose Reed. Brother to Miles.
- Majoring in sports administration
- Played AAU ball with Team Final.
- Chose Miami over offers from Wake Forest, Cincinnati, Xavier and Memphis.

### REED CAREER STATISTICS

Season	GP	GS	Min.	Avg.	3-Point			Free Throws			Rebounds				Scoring										
					FG	FGA	Pct.	FT	FTA	Pct.	Off.	Def.	Tot.	Avg.	PF	FO	Ast.	TO	Blk	Stl	Pts.	Avg.			
2013-14	23	10	531	23.1	51	150	.340	29	79	.367	26	41	.634	9	35	44	1.9	38	0	34	38	3	13	157	6.8

REED 2013-14		TOTAL				3-PTS			FREE THROWS			REBOUNDS												
Opponent	Date	GS	Min	FG	FGA	Pct	3FG	FGA	Pct	FT	FTA	Pct	Off	Def	Tot	Avg	PF	FO	A	TO	Blk	Stl	Pts	Avg
SFB	11-08-13	18	1	5	.200	0	1	.000	1	2	.500	0	1	1	1.0	1	0	0	0	0	0	1	3	3.0
GA. SOUTHERN	11-11-13	21	1	5	.200	1	4	.250	4	4	1.000	0	1	1	1.0	4	0	2	1	0	0	0	7	5.0
TEXAS SOUTHERN	11-14-13	27	4	8	.500	3	4	.750	0	1	.000	2	1	3	1.7	0	0	3	1	0	0	0	11	7.0
at Charleston	11-18-13	26	1	6	.167	1	2	.500	0	0	.000	1	1	2	1.8	3	0	3	2	1	0	0	3	6.0
UCF	11-21-13	26	7	10	.700	3	5	.600	0	0	.000	1	4	5	2.4	2	0	1	2	1	2	17	8.2	
vs George Washington	11-28-13	35	2	7	.286	2	5	.400	0	0	.000	0	2	2	2.3	2	0	2	3	0	2	6	7.8	
at Cal State Fullerton	11-29-13	* 36	4	12	.333	1	6	.167	0	2	.000	0	3	3	2.4	1	0	2	1	0	0	0	9	8.0
vs Arizona State	12-01-13	* 36	5	10	.500	5	8	.625	4	6	.667	0	1	1	2.3	3	0	2	2	0	0	0	19	9.4
at Nebraska	12-04-13	* 31	2	11	.182	1	6	.167	0	0	.000	1	1	2	2.2	2	0	2	2	0	2	5	8.9	
VIRGINIA TECH	12-08-13	* 32	4	10	.400	1	3	.333	1	2	.500	2	3	5	2.5	0	0	0	3	0	0	0	10	9.0
at Savannah State	12-19-13	* 22	3	5	.600	1	2	.500	1	5	.200	0	1	1	2.4	2	0	1	3	0	1	1	8	8.9
LA SALLE	12-22-13	* 25	3	8	.375	1	5	.200	1	1	1.000	0	0	0	2.2	2	0	4	1	0	0	0	8	8.8
LOYOLA	12-30-13	* 31	1	6	.167	1	5	.200	5	5	1.000	0	2	2	2.2	0	0	7	3	0	2	8	8.8	
at Syracuse	01-04-14	* 20	1	3	.333	1	3	.333	2	2	1.000	0	0	0	2.0	1	0	1	1	0	0	5	8.5	
at UNC	01-08-14	* 10	0	3	.000	0	1	.000	0	0	.000	0	2	2	2.0	0	0	0	2	0	0	0	0	7.9
FLORIDA STATE	01-15-14	14	0	4	.000	0	4	.000	0	0	.000	0	1	1	1.9	0	0	0	1	0	0	0	0	7.4
at Georgia Tech	01-18-14	7	1	2	.500	0	0	.000	1	2	.500	0	0	0	1.8	1	0	0	1	0	0	0	3	7.2
DUKE	01-22-14	15	1	4	.250	0	0	.000	0	1	.000	1	1	2	1.8	1	0	0	0	0	1	2	6.9	
SYRACUSE	01-25-14	25	5	8	.625	3	4	.750	3	3	1.000	0	2	2	1.8	3	0	0	2	1	0	0	16	7.4
at Maryland	01-29-14	18	2	6	.333	1	3	.333	1	1	1.000	0	1	1	1.8	2	0	1	1	0	1	6	7.3	
NORFOLK STATE	02-01-14	19	1	5	.200	1	2	.500	1	2	.500	1	3	4	1.9	2	0	1	2	0	0	0	4	7.1
PITTSBURGH	02-05-14	* 22	1	9	.111	1	3	.333	1	2	.500	0	3	3	2.0	2	0	1	1	0	1	4	7.0	
NC STATE	02-08-14	15	1	3	.333	1	3	.333	0	0	.000	0	1	1	1.9	4	0	1	3	0	0	3	6.8	



# ERIK SWOOPE

Senior | Forward | 6-5 | 220

# #21

Lake Elsinore, Calif. | Harvard-Westlake

### Swoope Season / Career Highs

**Points**  
 Season: 14, at North Carolina, 1/8/14  
 Career: 14, at North Carolina, 1/8/14  
 ACC: 14, at North Carolina, 1/8/14

**Rebounds**  
 Season: 5, vs. Pittsburgh, 2/5/14  
 Career: 6, vs. NC Central 11/19/10  
 ACC: 5, vs. Pittsburgh, 2/5/14

**Assists**  
 Season: 1 (6x) last vs. NC State, 2/8/14  
 Career: 2, at West Virginia 12/10/11  
 ACC: 1 (8x) last vs. NC State, 2/8/14

**Steals**  
 Season: 2, at North Carolina, 1/8/14  
 Career: 3 (3x), last vs. Rutgers 11/15/11  
 ACC: 3, vs. Florida State, 1/19/11

**Blocked Shots**  
 Season: 4, vs. Norfolk State, 2/3/14  
 Career: 4, vs. Norfolk State, 2/3/14  
 ACC: 2, vs. Pittsburgh, 2/5/14

**Field Goals**  
 Season: 5, at North Carolina, 1/8/14  
 Career: 5, at North Carolina, 1/8/14  
 ACC: 5, at North Carolina, 1/8/14

**Field Goal Attempts**  
 Season: 8, at North Carolina, 1/8/14  
 Career: 8 (2x) last at North Carolina, 1/8/14  
 ACC: 8 (2x) last at North Carolina, 1/8/14

**Free Throws**  
 Season: 4, at North Carolina, 1/8/14  
 Career: 5, vs. Pepperdine 12/30/10  
 ACC: 4 (2x) last at North Carolina, 1/8/14

**Free Throw Attempts**  
 Season: 6, vs. Duke, 1/22/14  
 Career: 7, vs. Pepperdine 12/30/10  
 ACC: 6, vs. Duke, 1/22/14

**3-Point Field Goals**  
 Season: 1, at Nebraska, 12/4/13  
 Career: 1 (2x) last at Nebraska, 12/4/13  
 ACC: --

**3-Point Field Goal Attempts**  
 Season: 3, at Nebraska, 12/4/13  
 Career: 3, at Nebraska, 12/4/13  
 ACC: 1 (2x) last at North Carolina, 1/8/14

**Foul Disqualifications**  
 Season: --  
 Career: 3 - 1 in 2010-11; 2 in 2011-12  
 ACC: --

**Minutes**  
 Season: 34, vs. Pittsburgh, 2/5/14  
 Career: 36, at Ole Miss 11/25/11  
 ACC: 34, vs. Pittsburgh, 2/5/14

- Extremely athletic, incredible physique, bouncy.
- Attacks basket with reckless abandon, and has ability to finish plays in traffic.
- Plays both the three and four positions. Plays bigger than his height.
- Studies Dennis Rodman videos to perfect his role as a rebounder and defender.
- Lost 20 pounds since March by swimming and rowing, but gained 25 pounds on bench press, up from 340 to 365 lbs. Squats 495 lbs.
- Spent time shooting this summer, improved free throw shooting.
- Focused, diligent worker.
- Approach vertical: 40 | Bench max: 365 | 185 test: 25
- Improved bench max 275 to 340 pounds, standing vertical jump 27.5 to 32 inches and 185 test 15 to 21 reps in junior season.
- One of four seniors not recruited by Larrañaga staff. (Akpejori, Brown, Swoope, Adams).
- Born Erik Hamilton Swoope [Swoope] May 8, 1992. Son of Denise and Gerald Swoope. Brother to Devin Swoope.
- Majoring in economics.
- Practicing yoga for four years.
- 2011 ACC All-Academic Basketball Team.
- Rated as No. 41 power forward by ESPN.
- As a senior, averaged 21.8 points, 8.9 rebounds, 1.6 assists and 1.5 blocks per game, converting 74 percent from field and 71 percent from foul line.
- Played AAU basketball for Pump N' Run Elite.
- Attended same high school that produced NBA players Jason Collins (Atlanta Hawks) and Jarron Collins (Phoenix Suns).

2010-11				2011-12				2012-13			
Opposition	P	R	A	Opposition	P	R	A	Opposition	P	R	A
Jacksonville	0	0	0	Tennessee Tech	11	6	1	Stetson	0	0	0
at Memphis	1	0	0	Rutgers	6	8	1	at FGCU	0	0	0
N.C. Central	4	6	1	UNF	8	3	1	Jacksonville	7	2	1
at Rutgers	0	0	0	FGCU	4	3	0	Detroit	0	1	0
McNeese St.	0	0	0	at Ole Miss	6	3	0	Charlotte	4	4	0
at FGCU	0	1	0	at Purdue	4	1	1	at UCF	3	0	0
UCF	0	0	0	UMass	6	2	1	at Hawai'i	0	0	0
Oral Roberts	0	0	0	Memphis	2	4	0	vs. Arizona	0	0	0
Rice	4	1	1	at West Virginia	0	3	2	La Salle	4	4	1
Akron	3	3	0	vs. FAU	2	1	0	at Georgia Tech	0	1	0
Pepperdine	13	4	1	at Charlotte	0	1	0	Maryland	0	0	0
at Duke	6	2	0	Appalachian St.	2	0	0	at Boston College	0	4	0
at Clemson	0	2	1	UNCG	0	0	0	Duke	1	0	0
BC	4	1	0	at North Carolina	0	0	0	Florida State	2	1	0
Florida St.	5	2	1	NC State	1	0	0	Boston College	0	1	0
at NC State	0	0	0	at Boston College	0	0	0	North Carolina	0	1	0
UNC	0	0	0	Maryland	0	2	0	at Florida State	2	0	0
at Virginia Tech	0	0	0	Virginia Tech	0	0	0	at Clemson	2	3	0
Georgia Tech	0	1	0	Wake Forest	0	0	0	at Wake Forest	4	2	0
Virginia	0	1	0	Boston College	0	2	0	Virginia Tech	0	1	0
at Wake Forest	0	1	0	at Georgia Tech	0	0	0	at Duke	0	2	1
Duke	0	0	0	vs. Florida State	0	0	0	Clemson	0	0	0
at UNCG	0	1	0	Minnesota	2	1	0	vs. Boston College	0	2	0
at Florida St.	0	1	0					vs. NC State	0	1	0
at Georgia Tech	0	2	0					vs. North Carolina	2	0	0
Virginia	0	0	0					vs. Pacific	6	0	0
FAU	0	0	0					vs. Marquette	6	2	0
Missouri St.	0	0	0								
at Alabama	0	0	0								

## SWOOPE CAREER STATISTICS

Season	GP	GS	Min.	Avg.	3-Point			Free Throws			Rebounds				Scoring										
					FG	FGA	Pct.	FT	FTA	Pct.	Off.	Def.	Tot.	Avg.	PF	FO	Ast.	TO	Blk	Stl	Pts.	Avg.			
2010-11	29	9	189	6.5	11	25	.440	0	0	.000	18	30	.600	12	17	29	1.0	26	1	5	7	2	13	40	1.4
2011-12	23	8	269	11.7	23	46	.500	0	2	.000	8	17	.471	20	20	40	1.7	46	2	7	8	10	9	54	2.3
2012-13	27	0	161	6.0	18	28	.643	1	1	1.000	6	19	.316	16	16	32	1.2	18	0	3	3	2	4	43	1.6
2013-14	21	0	265	12.6	19	44	.432	1	6	.167	18	30	.600	14	27	41	2.0	26	0	6	5	8	5	57	2.7
TOTAL	100	17	884	8.8	71	143	.497	2	9	.222	50	96	.521	62	80	142	1.4	116	3	21	23	22	31	194	1.9

## SWOOPE 2013-14

Opponent	Date	TOTAL			3-PTS			FREE THROWS			REBOUNDS				PF	FO	A	TO	Blk	Stl	Pts	Avg	
		GS	Min	FG	FGA	Pct	3FG	FGA	Pct	FT	FTA	Pct	Off	Def									Tot
SFB	11-08-13	23	0	3	.000	0	0	.000	2	2	1.000	1	3	4	4.0	3	0	0	0	0	2	2.0	
GA. SOUTHERN	11-11-13	16	2	5	.400	0	0	.000	2	2	1.000	1	2	3	3.5	2	0	1	0	0	6	4.0	
TEXAS SOUTHERN	11-14-13	5	0	1	.000	0	0	.000	0	0	.000	0	2	2	3.0	1	0	0	0	0	0	2.7	
at Charleston	11-18-13	5	0	1	.000	0	0	.000	0	0	.000	0	0	0	2.3	1	0	0	0	0	0	2.0	
UCF	11-21-13	6	0	0	.000	0	0	.000	0	0	.000	0	1	1	2.0	0	0	0	0	0	1	1.6	
vs George Washington	11-28-13	3	0	0	.000	0	0	.000	0	0	.000	0	0	0	1.7	1	0	0	0	0	0	1.3	
at Cal State Fullerton	11-29-13	9	0	0	.000	0	0	.000	0	2	.000	0	2	2	1.7	0	0	0	1	0	0	1.1	
vs Arizona State	12-01-13	13	1	1	1.000	0	0	.000	1	1	1.000	0	0	0	1.5	1	0	0	0	0	3	1.4	
at Nebraska	12-04-13	8	2	5	.400	1	3	.333	0	0	.000	0	2	2	1.6	0	0	0	0	0	5	1.8	
VIRGINIA TECH	12-08-13	4	0	0	.000	0	0	.000	0	0	.000	1	1	2	1.6	0	0	1	0	0	0	1.6	
LOYOLA	12-30-13	12	1	1	1.000	0	0	.000	1	2	.500	0	1	1	1.5	0	0	0	2	1	0	3	1.7
at Syracuse	01-04-14	5	0	1	.000	0	0	.000	0	0	.000	0	0	0	1.4	0	0	0	0	0	0	1.6	
at UNC	01-08-14	25	5	8	.625	0	1	.000	4	4	1.000	1	3	4	1.6	2	0	1	2	1	2	14	2.5
FLORIDA STATE	01-15-14	9	0	2	.000	0	1	.000	0	0	.000	1	0	1	1.6	1	0	0	0	0	0	2.4	
at Georgia Tech	01-18-14	14	2	4	.500	0	1	.000	1	2	.500	1	2	3	1.7	4	0	0	0	0	0	5	2.5
DUKE	01-22-14	21	0	3	.000	0	0	.000	3	6	.500	2	2	4	1.8	0	0	1	0	0	0	3	2.6
SYRACUSE	01-25-14	3	0	2	.000	0	0	.000	0	0	.000	0	0	0	1.7	1	0	0	0	0	0	2.4	
at Maryland	01-29-14	5	0	0	.000	0	0	.000	0	0	.000	0	0	0	1.6	1	0	0	0	1	0	2.3	
NORFOLK STATE	02-01-14	21	2	2	1.000	0	0	.000	2	4	.500	2	1	3	1.7	2	0	0	0	4	1	6	2.5
PITTSBURGH	02-05-14	34	3	3	1.000	0	0	.000	1	3	.333	3	2	5	1.9	3	0	1	0	2	0	7	2.7
NC STATE	02-08-14	24	1	2	.500	0	0	.000	1	2	.500	1	3	4	2.0	3	0	1	0	0	0	3	2.7







# DEANDRE BURNETT

Freshman | Guard | 6-2 | 191

# #1

Miami, Fla. | Carol City HS

**As a Freshman (2013-14):** Injured left wrist in early November and is expected to redshirt freshman season.

**High School:** A 2012 *Parade All-American*, one of only two players from the state of Florida and one of five Atlantic Coast Conference recruits to earn the honor ... Third in the nation in scoring as a high school senior ... As a senior, averaged 37 ppg, 5 apg, and 6 rpg ... Notched 45 points three times in his final prep season ... Recorded 25 points and 11 assists in first game Coach L saw him play ... Class AA Player of the Year ... All-state ... First team Miami-Dade County ... As a junior, averaged 28 ppg ... Played for Barry Robinson at Carol City High School ... Earned varsity letters all four years ... On academic on honor roll ... Played final year at Massanutten Military Academy in Virginia.

**Personal:** Name is Deandre, but goes by Dre ... Born January 21, 1994 ... Son of Varondria Burnett and James Cook ... Brother to Dalvin, James, Daneisha, Jamiya, and Jameisha ... Grew up a Canes fan ... Also recruited by South Carolina, Ole Miss, Marshall, Virginia, and La Salle ... Majoring in sports administration ... Played AAU for Team U ... Larranaga's third signee from the state of Florida, joining former Hurricane Shane Larkin (Dr. Phillips) and current sophomore Tonye Jekiri (Champagnat).



# CORN ELDER

Freshman | Guard | 5-10 | 173

# #2

Nashville, Tenn. | Ensworth HS

**High School:** Averaged 20.2 points, 4.7 assists, and 4.2 steals in his senior season ... Scored 1,521 career points ... Led Tigers to a 97-20 record in his prep years ... Career-high 41 points in the DII-AA finals game ... Named both the 2013 boys basketball and football player of the year by The Tennessean ... State tournament MVP three-straight years ... Led Ensworth to two straight Division II-AA basketball championships.

**Football:** Recorded two tackles in collegiate debut vs. FAU ... Rated nation's No. 8 athlete by *247Sports.com* and No. 7 running back by *Rivals.com* ... Also listed as nation's No. 17 and No. 33 running back by *ESPN* and *Scout.com*, respectively ... 4-star athlete ranked as No. 2 running back in Tennessee by both *ESPN* and *Rivals.com* ... Known for his speed and elusiveness ... Rushed for 2,618 yards and 39 touchdowns as senior in 2012 and led Ensworth to third straight Division II-AA state title ... Finished prep football career with 6,351 rushing yards, 84 touchdowns and three consecutive state titles ... No. 2 prospect on The Tennessean Dandy Dozen ... Named Mr. Football Back of the Year in 2011 and 2012 ... Clocked with 4.42 40 time.

**Personal:** Full name is Cornelius Elder, but goes by Corn.



# MIKE FERNANDEZ

Freshman | Guard | 6-1 | 189

# #11

Coral Gables, Fla. | Belen Jesuit

**High School:** All-Dade county team honorable mention two years .. Dade vs. Palm Beach County all-star game ... Averaged 8.0 ppg senior year ... Hit 40 percent of field goals senior year ... Three-year varsity letterman ... Two-year starter at guard ... Coached by Jose Roca ... Honor roll ... Played water polo, winning second place at state ... Also on track team.

**Fernandez Season Highs**

Minutes  
Season: 2, vs. Loyola, 12/30/13

**Personal:** Born Michael Brandon Fernandez April 5, 1995 ... Son of Ilena and Joaquin Novoa and Mike and Constance Fernandez ... Brother to George, Alexander, Cristofer and Michelle Fernandez, and Joaquin Novoa ... Majoring in finance ... First language is Spanish ... Played AAU for Gold Coast: Team Miami ... Recruited by Cornell University.

**FERNANDEZ CAREER STATISTICS**

Season	GP	GS	Min.	Avg.	3-Point			Free Throws			Rebounds			Scoring																		
					FGA	Pct.	FT	FTA	Pct.	Off.	Def.	Tot.	Avg.	Pf	Fo	Ast.	To	Blk	Stl	Pts.	Avg.											
2013-14	2	0	3	1.5	0	0	.000	0	0	.000	0	0	0	0	0	0	0	0	0	0	0	0	0	0	0	0	0	0	0	0	0	0



# JUSTIN HELLER

Senior | Guard | 6-2 | 177

# #12

Boca Raton, Fla. | West Boca Raton Community

### Heller Season / Career Highs

<b>Points</b>
Season: --
Career: 2, vs. Charlotte, 12/14/12
<b>Rebounds</b>
Season: 1, vs. Loyola, 12/30/13
Career: 3, vs. Charlotte, 12/14/12
<b>Assists</b>
Season: --
Career: 1 (2x) last vs. Florida State, 1/27/13
<b>Steals</b>
Season: --
Career: --
<b>Blocked Shots</b>
Season: --
Career: --
<b>Field Goals</b>
Season: --
Career: 1, vs. Charlotte, 12/14/12
<b>Field Goal Attempts</b>
Season: --
Career: 1 (5x), last vs. Florida State, 1/27/13
<b>Free Throws</b>
Season: --
Career: --
<b>Free Throw Attempts</b>
Season: --
Career: 2, vs. Charlotte, 12/14/12
<b>3-Point Field Goals</b>
Season: --
Career: --
<b>3-Point Field Goal Attempts</b>
Season: --
Career: 1 (2x) last vs. Florida State, 1/27/13
<b>Foul Disqualifications</b>
Season: --
Career: --
<b>Minutes</b>
Season: 2, vs. Loyola, 12/30/13
Career: 3, vs. Charlotte, 12/14/12

### ACC Academic Honor Roll

**As a Senior (2013-14):** Put on scholarship for his final semester as a Cane.

**As a Junior (2012-13):** ACC Academic Honor Roll ... Walk on who played in nine games ... In three minutes against Charlotte grabbed three rebounds and scored two points ... Pulled down a board and notched an assist vs. Florida State.

**As a Sophomore (2011-12):** Played in seven games, including four ACC matchups ... Attempted two shots, including one three pointer ... Grabbed a pair of defensive rebounds ... Season highs include one field goal attempt against Boston College and Wake Forest, one three-point attempt vs. Boston College, two rebounds against Appalachian State and two minutes vs. App State ... Book Buster (3.0 GPA)... Athletics Director Honor Roll (3.2 GPA).

**As a Freshman (2010-11):** Walked onto the team... Practiced, but did not see any game time.

**High School:** After transferring to West Boca, played one year of varsity basketball for the Bulls... Among top 30 three-point scorers in Palm Beach County in 2009-10... The Bulls were the only team to beat powerhouse Dwyer, the top-ranked high school in the county, with an 82-73 victory.

**Personal:** Born Justin Ryan Heller on Dec. 26, 1991 ... Son of Neal Heller and Liz Heller ... Brother to Anthony Anderson ...Majoring in business, with aspirations of becoming a CEO... Recruited by American and North Florida ... Nickname is J-Hell.

2011-12				2012-13			
Opposition	P	R	A	Opposition	P	R	A
at Charlotte	0	0	0	Jacksonville	0	0	0
Appalachian St.	0	2	0	Charlotte	2	3	0
at Boston College	0	0	0	at UCF	0	0	1
Virginia Tech	0	0	0	at Hawai'i	0	0	0
Wake Forest	0	0	0	Duke	0	0	0
Boston College	0	0	0	Florida State	0	1	1
Minnesota	0	0	0	Boston College	0	0	0
				North Carolina	0	0	0
				vs. Pacific	0	0	0

### HELLER CAREER STATISTICS

Season	GP	GS	Min.	Avg.	FG	FGA	Pct.	3-Point			Free Throws			Rebounds				Scoring												
								FG	FGA	Pct.	FT	FTA	Pct.	Off.	Def.	Tot.	Avg.	PF	FO	Ast.	TO	Blk	Stl	Pts.	Avg.					
2011-12	7	0	4	0.6	0	2	.000	0	1	.000	0	0	.000	0	2	2	0.3	0	0	0	1	0	0	0	0	0	0	0	0	0
2012-13	9	0	11	1.2	1	3	.333	0	1	.000	0	2	.000	0	4	4	0.4	1	0	2	2	0	0	2	0	0	2	0.2	0	
2013-14	2	0	3	1.5	0	0	.000	0	0	.000	0	0	.000	0	1	1	0.5	0	0	0	1	0	0	0	0	0	0	0	0	
<b>TOTAL</b>	<b>18</b>	<b>0</b>	<b>18</b>	<b>1.0</b>	<b>1</b>	<b>5</b>	<b>.200</b>	<b>0</b>	<b>2</b>	<b>.000</b>	<b>0</b>	<b>2</b>	<b>.000</b>	<b>0</b>	<b>7</b>	<b>7</b>	<b>0.4</b>	<b>1</b>	<b>0</b>	<b>2</b>	<b>4</b>	<b>0</b>	<b>0</b>	<b>2</b>	<b>4</b>	<b>0</b>	<b>0</b>	<b>2</b>	<b>0.1</b>	



# STEVE SORENSON

Sophomore | Guard | 6-0 | 161

# #3

Dallas, Texas | St. Mark's School of Texas

### Sorenson Season / Career Highs

<b>Points</b>
Season: --
Career: 1, vs. Duke 1/23/13
<b>Rebounds</b>
Season: --
Career: --
<b>Assists</b>
Season: --
Career: --
<b>Steals</b>
Season: --
Career: --
<b>Field Goals</b>
Season: --
Career: --
<b>Field Goal Attempts</b>
Season: --
Career: --
<b>Free Throws</b>
Season: --
Career: 1, vs. Duke 1/23/13
<b>Free Throw Attempts</b>
Season: --
Career: 1 (2x) last vs. Duke 1/23/13
<b>3-Point Field Goals</b>
Season: --
Career: --
<b>3-Point Field Goal Attempts</b>
Season: --
Career: --
<b>Minutes</b>
Season: 1 (2x) last vs. Loyola, 12/30/13
Career: 3, vs. Charlotte, 12/14/12

### ACC Academic Honor Roll

**As a Freshman (2012-13):** ACC Academic Honor Roll ... Walk on who joined the team prior to the season ... Played in eight games ... Hit a free throw vs. Duke to score first collegiate point on Jan. 23, 2013.

**High School:** Named all state by the Texas Association of Basketball Coaches as a senior ... TABC academic all-state ... Two-time All-Southwest Preparatory Conference... Trinity Valley Christian all-tournament team twice ... Team captain both junior and senior seasons ... Averaged 18 points, six assists, three rebounds, two steals in senior campaign ... Shot 50 percent from both the field and distance in final season ... Team leadership award ... Invited to TABC all-star game and 2012 Showboat Classic ... Team MVP ... Notched 12 points, five assists, four rebounds and two steals per game sophomore season ... Shot 50 percent from the field and 49 percent from three ... Most improved player sophomore season ... Three-year letterwinner ... Honor roll all four years.

**Personal:** Full name is Steven Lewis Sorenson, goes by Steve ... Born Dec. 30, 1993 in St. Louis, Mo. ... Son of Skip and Yvonne ... Brother to Erik, who was a walk-on with the Virginia Tech basketball team from 2010-12 ... Played AAU ball for Dallas Heroes ... Majoring in business.

2012-13			
Opposition	P	R	A
Jacksonville	0	0	0
Charlotte	0	0	0
at Hawai'i	0	0	0
Duke	1	0	0
Florida State	0	0	0
Boston College	0	0	0
North Carolina	0	0	0
vs. Pacific	0	0	0

### SORENSON CAREER STATISTICS

Season	GP	GS	Min.	Avg.	FG	FGA	Pct.	3-Point			Free Throws			Rebounds				Scoring											
								FG	FGA	Pct.	FT	FTA	Pct.	Off.	Def.	Tot.	Avg.	PF	FO	Ast.	TO	Blk	Stl	Pts.	Avg.				
2012-13	8	0	10	1.3	0	0	.000	0	0	.000	1	3	.333	0	0	0	0.0	0	0	0	3	0	0	1	0	0	0	0	0.1
2013-14	2	0	2	1.0	0	0	.000	0	0	.000	0	0	.000	0	0	0	0.0	0	0	0	0	0	0	0	0	0	0	0	0
<b>TOTAL</b>	<b>10</b>	<b>0</b>	<b>12</b>	<b>1.2</b>	<b>0</b>	<b>0</b>	<b>.000</b>	<b>0</b>	<b>0</b>	<b>.000</b>	<b>1</b>	<b>3</b>	<b>.333</b>	<b>0</b>	<b>0</b>	<b>0</b>	<b>0.0</b>	<b>0</b>	<b>0</b>	<b>0</b>	<b>3</b>	<b>0</b>	<b>0</b>	<b>1</b>	<b>0</b>	<b>0</b>	<b>0</b>	<b>0</b>	<b>0.1</b>

**2013-14 Miami Men's Basketball**  
**University of Miami Combined Team Statistics (as of Feb 08, 2014)**  
**All games**

<b>RECORD:</b>	<b>OVERALL</b>	<b>HOME</b>	<b>AWAY</b>	<b>NEUTRAL</b>
ALL GAMES	11-12	5-8	5-3	1-1
CONFERENCE	2-8	0-6	2-2	0-0
NON-CONFERENCE	9-4	5-2	3-1	1-1

#	Player	gp-gs	min	avg	Total		3-Point		F-Throw		Rebounds				pf	dq	a	to	blk	stl	pts	avg
					fg-fga	fg%	3fg-fga	3fg%	ft-fta	ft%	off	def	tot	avg								
15	Rion Brown	23-22	799	34.7	113-264	.428	44-129	.341	65-82	.793	36	104	140	6.1	42	0	53	35	2	23	335	14.6
25	Garrius Adams	23-23	783	34.0	73-208	.351	20-86	.233	60-92	.652	14	90	104	4.5	46	1	65	45	5	32	226	9.8
22	Donnavan Kirk	23-23	670	29.1	81-177	.458	10-34	.294	31-52	.596	59	78	137	6.0	50	1	5	32	44	11	203	8.8
20	Manu Lecomte	23-14	656	28.5	62-147	.422	19-47	.404	45-59	.763	16	34	50	2.2	45	0	56	42	1	14	188	8.2
35	James Kelly	21-11	430	20.5	60-117	.513	11-28	.393	18-27	.667	23	64	87	4.1	37	0	12	17	11	10	149	7.1
05	Davon Reed	23-10	531	23.1	51-150	.340	29-79	.367	26-41	.634	9	35	44	1.9	38	0	34	38	3	13	157	6.8
23	Tonye Jekiri	23-12	462	20.1	36-89	.404	0-0	.000	8-17	.471	38	69	107	4.7	60	4	15	22	17	12	80	3.5
21	Erik Swoope	21-0	265	12.6	19-44	.432	1-6	.167	18-30	.600	14	27	41	2.0	26	0	6	5	8	5	57	2.7
04	Raphael Akpejori	15-0	121	8.1	2-6	.333	0-0	.000	5-6	.833	8	14	22	1.5	22	0	0	4	3	1	9	0.6
12	Justin Heller	2-0	3	1.5	0-0	.000	0-0	.000	0-0	.000	0	1	1	0.5	0	0	0	1	0	0	0	0.0
03	Steve Sorenson	2-0	2	1.0	0-0	.000	0-0	.000	0-0	.000	0	0	0	0.0	0	0	0	0	0	0	0	0.0
11	Mike Fernandez	2-0	3	1.5	0-0	.000	0-0	.000	0-0	.000	0	0	0	0.0	0	0	0	3	0	0	0	0.0
Team											37	39	76				7					
Total.....		23	4725		497-1202	.413	134-409	.328	276-406	.680	254	555	809	35.2	366	6	246	251	94	121	1404	61.0
Opponents.....		23	4725		483-1221	.396	151-446	.339	247-372	.664	254	518	772	33.6	372	2	250	240	58	125	1364	59.3

TEAM STATISTICS	UM	OPP	Date	Opponent	Score	Att.	
SCORING	1404	1364	11-08-13	ST. FRANCIS BROOKLYN	Lot	62-66	6060
Points per game	61.0	59.3	11-11-13	GEORGIA SOUTHERN	Wot	81-80	4654
Scoring margin	+1.7	-	11-14-13	TEXAS SOUTHERN	W	84-69	4728
FIELD GOALS-ATT	497-1202	483-1221	\$ 11-18-13	at College of Charleston	W	70-54	4018
Field goal pct	.413	.396	11-21-13	UCF	L	58-63	4895
3 POINT FG-ATT	134-409	151-446	& 11-28-13	vs George Washington	Lot	63-71	1966
3-point FG pct	.328	.339	& 11-29-13	at Cal State Fullerton	W	48-46	1857
3-pt FG made per game	5.8	6.6	& 12-01-13	vs Arizona State	W	60-57	6007
FREE THROWS-ATT	276-406	247-372	12-04-13	at Nebraska	L	49-60	15088
Free throw pct	.680	.664	* 12-08-13	VIRGINIA TECH	Lot	60-61	6270
F-Throws made per game	12.0	10.7	12-19-13	at Savannah State	W	68-51	3370
REBOUNDS	809	772	12-22-13	LA SALLE	W	71-58	4837
Rebounds per game	35.2	33.6	12-30-13	LOYOLA	W	71-48	5166
Rebounding margin	+1.6	-	* 01-04-14	at Syracuse	L	44-49	21839
ASSISTS	246	250	* 01-08-14	at North Carolina	W	63-57	17569
Assists per game	10.7	10.9	* 01-15-14	FLORIDA STATE	L	53-63	7413
TURNOVERS	251	240	* 01-18-14	at Georgia Tech	W	56-42	8072
Turnovers per game	10.9	10.4	* 01-22-14	DUKE	L	46-67	7972
Turnover margin	-0.5	-	* 01-25-14	SYRACUSE	L	52-64	7122
Assist/turnover ratio	1.0	1.0	* 01-29-14	at Maryland	L	71-74	12061
STEALS	121	125	02-01-14	NORFOLK STATE	W	64-49	5127
Steals per game	5.3	5.4	* 02-05-14	PITTSBURGH	Lot	55-59	5053
BLOCKS	94	58	* 02-08-14	NC STATE	L	55-56	6666
Blocks per game	4.1	2.5					
ATTENDANCE	75963	91847					
Home games-Avg/Game	13-5843	8-10484					
Neutral site-Avg/Game	-	2-3986					

\$ = Wooden Legacy - Charleston, S.C.  
& = Wooden Legacy - Anaheim, Calif.  
\* = Conference game

Score by Periods	1st	2nd	OT	Totals
University of Miami	663	704	37	1404
Opponents	592	719	53	1364

**2013-14 Miami Men's Basketball**  
**University of Miami Combined Team Statistics (as of Feb 08, 2014)**  
**Conference games**

<b>RECORD:</b>	<b>OVERALL</b>	<b>HOME</b>	<b>AWAY</b>	<b>NEUTRAL</b>
ALL GAMES	2-8	0-6	2-2	0-0
CONFERENCE	2-8	0-6	2-2	0-0
NON-CONFERENCE	0-0	0-0	0-0	0-0

##	Player	gp-gs	min	avg	Total		3-Point		F-Throw		Rebounds				pf	dq	a	to	blk	stl	pts	avg			
					fg-fga	fg%	3fg-fga	3fg%	ft-fta	ft%	off	def	tot	avg											
15	Rion Brown	10-9	348	34.8	50-114	.439	24-61	.393	25-32	.781	12	41	53	5.3	20	0	13	11	1	8	149	14.9			
20	Manu Lecomte	10-7	306	30.6	30-72	.417	8-23	.348	23-32	.719	8	13	21	2.1	18	0	26	26	0	4	91	9.1			
25	Garrius Adams	10-10	347	34.7	32-93	.344	9-39	.231	16-36	.444	3	32	35	3.5	21	0	31	16	3	10	89	8.9			
22	Donnavan Kirk	10-10	272	27.2	29-67	.433	7-20	.350	9-17	.529	19	27	46	4.6	22	1	2	14	15	4	74	7.4			
05	Davon Reed	10-4	178	17.8	16-52	.308	8-24	.333	9-13	.692	3	14	17	1.7	14	0	4	15	1	3	49	4.9			
35	James Kelly	9-3	138	15.3	15-38	.395	2-9	.222	9-12	.750	8	17	25	2.8	14	0	2	7	2	3	41	4.6			
21	Erik Swoope	10-0	144	14.4	11-25	.440	0-3	.000	10-17	.588	10	13	23	2.3	15	0	5	2	3	3	32	3.2			
23	Tonye Jekiri	10-7	228	22.8	11-37	.297	0-0	.000	3-9	.333	24	34	58	5.8	28	2	8	9	8	6	25	2.5			
04	Raphael Akpejori	9-0	89	9.9	1-4	.250	0-0	.000	3-4	.750	8	9	17	1.9	13	0	0	3	1	1	5	0.6			
Team											15	26	41												7
Total.....		10	2050		195-502	.388	58-179	.324	107-172	.622	110	226	336	33.6	165	3	91	110	34	42	555	55.5			
Opponents.....		10	2050		203-523	.388	65-196	.332	121-173	.699	123	230	353	35.3	154	1	108	94	28	53	592	59.2			

TEAM STATISTICS	UM	OPP	Date	Opponent	Score	Att.
SCORING	555	592	* 12-08-13	VIRGINIA TECH	Lot 60-61	6270
Points per game	55.5	59.2	* 01-04-14	at Syracuse	L 44-49	21839
Scoring margin	-3.7	-	* 01-08-14	at North Carolina	W 63-57	17569
FIELD GOALS-ATT	195-502	203-523	* 01-15-14	FLORIDA STATE	L 53-63	7413
Field goal pct	.388	.388	* 01-18-14	at Georgia Tech	W 56-42	8072
3 POINT FG-ATT	58-179	65-196	* 01-22-14	DUKE	L 46-67	7972
3-point FG pct	.324	.332	* 01-25-14	SYRACUSE	L 52-64	7122
3-pt FG made per game	5.8	6.5	* 01-29-14	at Maryland	L 71-74	12061
FREE THROWS-ATT	107-172	121-173	* 02-05-14	PITTSBURGH	Lot 55-59	5053
Free throw pct	.622	.699	* 02-08-14	NC STATE	L 55-56	6666
F-Throws made per game	10.7	12.1				
REBOUNDS	336	353	\$ = Wooden Legacy - Charleston, S.C.			
Rebounds per game	33.6	35.3	& = Wooden Legacy - Anaheim, Calif.			
Rebounding margin	-1.7	-	* = Conference game			
ASSISTS	91	108				
Assists per game	9.1	10.8				
TURNOVERS	110	94				
Turnovers per game	11.0	9.4				
Turnover margin	-1.6	-				
Assist/turnover ratio	0.8	1.1				
STEALS	42	53				
Steals per game	4.2	5.3				
BLOCKS	34	28				
Blocks per game	3.4	2.8				
ATTENDANCE	40496	59541				
Home games-Avg/Game	6-6749	4-14885				
Neutral site-Avg/Game	-	0-0				

Score by Periods	1st	2nd	OT	Totals
University of Miami	266	276	13	555
Opponents	267	307	18	592