

miami

CONTACT: Amy (Woodruff) LaBrie, Associate Communications Director
 O: (305) 284-3241 | C: (813) 410-1194
 A.Woodruff@miami.edu | @CanesHoops

2014-15 SCHEDULE

DATE	OPPONENT	TV	TIME/SCORE
Nov. 6	Eckerd College (exh.)	HurricaneSports.com	W, 74-58
Nov. 14	[RV] Howard	ESPN3	W, 84-49
Nov. 17	[RV] at No. 8/7 Florida	ESPNU	W, 69-67
Nov. 20	[-/RV] vs. Drexel &	ESPNU	W, 66-46
Nov. 21	[-/RV] vs. Akron &	ESPNU	W, 79-51
Nov. 23	[-/RV] vs. Charlotte &	ESPN2	W, 77-58
Nov. 25	[17/20] at Charlotte &	FSN	W, 77-74
Nov. 28	[17/20] South Alabama	ESPN3	W, 87-75
Dec. 2	[15] No. 24/25 Illinois!	ESPN2	W, 70-61
Dec. 6	[15] Green Bay	ESPN3	L, 55-68
Dec. 8	[20/21] Savannah State	ESPN3	W, 70-39
Dec. 19	[18/19] Eastern Kentucky	ESPN3	L, 44-72
Dec. 22	[RV/RV] vs. Providence ^	FOX Sports 1	L, 76-62
Dec. 30	College of Charleston	ESPN3	W, 67-40
Jan. 3	No. 3 Virginia *	ESPN2	L, 80-89 (20T)
Jan. 10	Boston College *	RSN	W, 60-56
Jan. 13	at No. 4 Duke *	ESPN2	W, 90-74
Jan. 17	at No. 12 Notre Dame *	ESPN2	L, 70-75
Jan. 22	[RV/RV] -/RV NC State *	ACCN	W, 65-60
Jan. 24	[RV/RV] at Syracuse *	ESPN2	W, 66-62
Jan. 28	[23] Georgia Tech *	RSN	L, 50-70
Feb. 1	[23] at Florida State *	ESPNU	L, 54-55
Feb. 3	No. 9/8 Louisville *	ACCN	L, 55-63
Feb. 8	Clemson *	ESPNU	W, 56-45
Feb. 11	at Wake Forest *	RSN	L, 70-72
Feb. 15	at Boston College *	ESPNU	W, 89-86 (20T)
Feb. 18	Virginia Tech *	RSN	W, 76-52
Feb. 21	at No. 12 Louisville *	ESPN	L, 53-55
Feb. 25	Florida State *	RSN	W, 81-77
Feb. 28	No. 15/18 North Carolina *	CBS	L, 64-73
March 4	at Pittsburgh *	RSN	8 p.m.
March 7	at Virginia Tech *	RSN	Noon

ACC Tournament, Greensboro (N.C.) Coliseum

March 10 First Round
 March 11 Second Round
 March 12 Quarterfinals
 March 13 Semifinals
 March 14 Finals

All home games are played at the BankUnited Center

Game times are ET and subject to change

[] Miami's/USA TODAY Ranking * ACC game

! ACC/Big Ten Challenge Presented by DICK'S Sporting Goods & Gildan Charleston Classic, S.C.

^ Brooklyn Hoops Holiday Invitational, Barclays Center, N.Y.

ACCN - ACC Network RSN - Regional Sports Network

All conference games on an ESPN network will also be available on WatchESPN.

All conference games carried on ACCN or RSN will also be available on ESPN3.

All games can be heard on WQAM 560 and Canes All Access on HurricaneSports.com

SOCIAL MEDIA

Website: HurricaneSports.com

Twitter, Instagram, Facebook: @CanesHoops

MIAMI MEDIA GUIDE

Miami is not printing media guides again this season. The Canes' stats, notes and almanac are online at: <http://go.can.es/mbbnotes>.



MIAMI

HURRICANES
 (18-11, 8-8)

LEADERS

Points per Game

Sheldon McClellan, 14.9
 Angel Rodriguez, 12.3

Rebounds per Game

Tonye Jekiri, 10.4

Assists per Game

Angel Rodriguez, 4.2

PITTSBURGH

PANTHERS
 (19-11, 8-8)

LEADERS

Points per Game

Jamel Artis, 13.7
 Michael Young, 13.4

Rebounds per Game

Michael Young, 7.4

Assists per Game

James Robinson, 5.1

SETTING THE SCENE

March 4, 2015 | 8 p.m.

Petersen Events Center | Pittsburgh, Pa.

TV: ACC Network

Radio: 560 WQAM | 90.5 WVUM

Web: ESPN3

After leading Miami to the 2013 NCAA Sweet 16 and winning the school's first ACC regular season and tournament championships, **Jim Larrañaga** was honored as the AP, Naismith, USBWA Henry Iba, Adolph Rupp Cup and ACC Coach of the Year. The Bronx, N.Y., native helped Miami to a No. 2 national ranking by both the AP and USA TODAY, and a No. 2 seed in the NCAA Tournament.



THE GAME

Miami concludes the 2014-15 season with a pair of road games, at Pitt on March 4 at 8 p.m., then at Virginia Tech on March 8.

THE SERIES

Miami is 16-18 in the all-time series against Pittsburgh, which dates back to the 1947-48 season. The Canes are 10-7 at home against the Panthers, 5-10 on the road and 1-1 at neutral sites. Pittsburgh won its last matchup with Miami, defeating the Canes, 59-55, on Feb. 5, 2014 at the BankUnited Center in Coral Gables.

THE BROADCASTS

Catch the game on the ACC Network with Tim Brando and Mike Gminski making the call. Affiliates include: Birmingham (Anniston & Tuscaloosa) - WABM - My 68, Mobile-Pensacola - WJTC - UTV44, Jacksonville - WJXT-D2 - This TV, Miami-Fort Lauderdale - WBFS - MY 33, Panama City - WMBB-D2 - This Panama City (13.2), Indianapolis - WHMB-D2 - WHMB-D2, Hazard - WYMT-D2 - This TV, Binghamton - WBPB - My 8 Binghamton, Pittsburgh - WTAE-D2, State College-Johnstown-Altoona - WHVL - Happy Valley, Wilkes Barre-Scranton - WQMY - My Network TV WQMY, Myrtle Beach-Florence - WPDE-D2, Charlottesville - WVIR-D3 - WVIR-D3.

Also check out the game on 560 WQAM Radio with Joe Zagacki, the Voice of the Hurricanes.

THE COACH

Head coach Jim Larrañaga has a 554-381 overall record in his 31st season as a head coach. He is 84-47 in his fourth season at the University of Miami, with a 39-29 mark in ACC play.

THE POLLS (as of March 2)

AP: Miami - NR; Pittsburgh - NR

KenPom.com: Miami - 66; Pittsburgh - 76

USA TODAY: Miami - NR; Pittsburgh - NR

NCAA RPI: Miami - 71; Pittsburgh - 49

THE WEATHER

Projected temperatures on game day: Coral Gables - 82/72; Pittsburgh, Pa. - 41/16.

2014-15 ROSTER

NAME	POS.	HT.	WT.	YR.	HOMETOWN PREVIOUS SCHOOL (S)
0 Ja'Quan Newton	G	6-2	185	Fr.	Philadelphia, Pa. / Neumann-Goretti HS
Career marks at ND: 16 points, 5 assists, 2 rebounds ... All-time leading scorer (1,972 p) in Philadelphia Catholic School League.					
1 Deandre Burnett	G	6-2	195	Rfr.	Miami, Fla. / Massanutten Military (Va.) / Carol City HS
13 pts off the bench at BC ... 20.0 ppg, 5.5 rpg in two games vs. Illinois and Green Bay ... Third in nation in scoring as HS senior (37 ppg).					
2 Joe Thomas	F	6-7	245	Gr.	Miami, Fla. / Niagara / Dr. Krop HS
Grabbed career-best 13 rebounds vs. Green Bay ... Played HS ball with Angel Rodriguez ... Only senior or graduate on the team.					
5 Davon Reed	G	6-6	208	So.	Ewing, N.J. / Princeton Day School (N.J.)
Six games with 10+ points ... 18p, 8r vs. Florida State Feb. 25 ... 19p, 6r, 3a, 1s at BC ... Notched 19p, 5r, 2s against Louisville (Feb. 3).					
10 Sheldon McClellan	G	6-5	205	RJr.	Houston, Texas / Texas / Bellaire
23 of last 26 games with 10+ pts ... 18.4 ppg, 2.0 apg in last 5 games ... 24p, 4r, 3a at BC ... Gained 60 lbs on bench since arrival at UM.					
11 Mike Fernandez	G	6-1	190	So.	Coral Gables, Fla. / Belen Jesuit
Walk-on ... Scored first collegiate points (2) Nov. 14 against Howard ... All-Dade County honorable mention two seasons.					
12 James Palmer	G	6-5	200	Fr.	Washington, D.C. / St. John's College HS
8p, 3r, 3a vs. VT ... Team-best 68% FG in Spain ... Can play positions 1-4 ... No. 1 player in D.C. region by ESPN.					
13 Angel Rodriguez	G	5-11	180	RJr.	Cupey, P.R. / Kansas State / Dr. Krop HS
25pts, 5a, 3s vs. Florida State ... Injured R wrist 2/25/15 ... Avg. 24.3 ppg, 5.0g, 3.0 spg in 3 games against Top 8 teams (UF, UVa., Duke).					
20 Manu Lecomte	G	5-11	170	So.	Brussels, Belgium / Athene des Pagodes
23 pts at No. 4 Duke, 10-11 FT ... Multiple 3-pointers in 13 games ... FIBA U20 Division B 2014 All-Tournament Team for Belgium.					
22 Omar Sherman	F	6-8	260	Fr.	Duncanville, Texas / Duncanville HS
4+ rebounds in eight games ... Hit a 3-pointer in 14 games ... Smooth-shooting lefty ... Dropped 20 lbs since June arrival at UM.					
23 Tonye Jekiri	C	7-0	244	Jr.	Hialeah, Fla. / Champagnat Catholic / Port Harcourt, Nigeria
Leads ACC with 11.4 rpg ... 15+ reb in 4 of last 7 games ... 10p, 10r at Duke ... 13p, 15r at SYR ... Only returner from 2013 ACC Championship.					
33 Ivan Cruz Uceda	F	6-10	237	Jr.	Madrid, Spain / Harcum College (Pa.)
Trio of 3s vs. Clemson and UNC ... Avg. 14.6 ppg, 9.6 rpg and 2.0 assists in JuCo - set school records for reb in a game (29) and career (635).					
35 Chris Stowell	F	6-7	190	Fr.	Exeter, N.H. / Tilton School (N.H.) / Exeter HS
Walk-on ... Post grad year at Tilton School ... Can communicate in five languages: English, Spanish, Italian, Russian, Chinese & Hebrew.					

REDSHIRT (Will sit 2014-15 season after transferring from Oklahoma State)

21 Kamari Murphy*	F	6-9	216	Jr.	Brooklyn, N.Y. / Oklahoma State / IMG / Lincoln HS
Led OSU in total rebounds and blocks as a sophomore ... Averaged 6.1 ppg and 6.3 rpg in 25.9 mpg during sophomore campaign.					

LARRAÑAGA BY THE NUMBERS

5 - Coach Jim Larrañaga is one of five ACC coaches with a Final Four appearance to his credit. In 2006, Larrañaga became the first coach at a mid-major school to take his team to the NCAA Final Four in 27 years.

7 - Larrañaga is no stranger to the ACC. In his seven seasons as an assistant coach at Virginia, the Cavaliers participated in the NCAA Final Four in 1981 and 1984, won three ACC Championships and finished in the Top 5 of the rankings.

14 - Larrañaga has made 14 postseason appearances in the past 24 years, including six NCAA tournaments.

31 - Larrañaga is in his 31st year as a head coach and has successfully transitioned three institutions into successful programs: Miami, Bowling Green and George Mason.

500 - Coach L is one of five ACC coaches with 500 or more wins.

LARRAÑAGA - WHY MIAMI?

Along with returning to the best basketball conference in the country, Coach L had a few personal reasons for accepting the head coaching job at Miami. Coach's grandfather was from Cuba, where he produced the Larrañaga [lare-en-YAH-ga] cigar. Coach's father was raised in Key West before moving to The Bronx, N.Y., getting married and raising six children. Coach L was raised in The Bronx, but vacationed to Florida as a boy. He also has owned a house in Sarasota - which he bought from Dick Vitale's daughter - and three of his siblings have retired to Florida.

Team Statistics	UM	PITT
SCORING	1986	2040
Points per game	68.5	68.0
Scoring margin	+5.0	+2.6
FIELD GOALS-ATT	682-1565	746-1657
Field goal pct	.436	.450
3 POINT FG-ATT	230-652	144-412
3-point FG pct	.353	.350
3-pt FG made per game	7.9	4.8
FREE THROWS-ATT	392-538	404-586
Free throw pct	.729	.689
F-Throws made per game	13.5	13.5
REBOUNDS	987	1004
Rebounds per game	34.0	33.5
Rebounding margin	-0.5	+2.3
ASSISTS	394	501
Assists per game	13.6	16.7
TURNOVERS	303	292
Turnovers per game	10.4	9.7
Turnover margin	+1.2	+1.4
Assist/turnover ratio	1.3	1.7
STEALS	168	155
Steals per game	5.8	5.2
BLOCKS	96	85
Blocks per game	3.3	2.8

PRONUNCIATIONS

Players

33 Ivan Cruz Uceda	E-von Cruise Ew-say-duh
23 Tonye Jekiri	Tahn-yay Jah-keer-ee
20 Manu Lecomte	Man-ew La-cont
21 Kamari Murphy	Kuh-mar-ee
5 Davon Reed	Dave-on
35 Chris Stowell	Stole

Coaches

Jim Larrañaga	Lare-uh-nay-guh
Michael Huger	Hue-gur
Chris Caputo	Ca-poo-toe

Locations

Belen Jesuit	buh-lin
Cupey, P.R.	kew-pay
Champagnat School	schomp-un-yah

CLASS BREAKDOWN

Graduates	Joe Thomas
Seniors	None
Juniors	Ivan Cruz Uceda, Tonye Jekiri, Sheldon McClellan, Kamari Murphy, Angel Rodriguez
Sophomores	Mike Fernandez, Manu Lecomte, Davon Reed
Freshmen	Deandre Burnett, Ja'Quan Newton, James Palmer, Omar Sherman, Chris Stowell

GEOGRAPHIC BREAKDOWN

Belgium	Manu Lecomte
Nigeria	Tonye Jekiri
Puerto Rico	Angel Rodriguez
Spain	Ivan Cruz Uceda
United States	
Florida	Deandre Burnett, Mike Fernandez, Joe Thomas
New Hampshire	Chris Stowell
New Jersey	Davon Reed
New York	Kamari Murphy
Pennsylvania	Ja'Quan Newton
Texas	Sheldon McClellan, Omar Sherman
Washington, D.C.	James Palmer

PRESEASON POLL

October 2015

- Duke
- North Carolina
- Louisville
- Virginia
- Syracuse
- Pitt
- Notre Dame
- Florida State
- NC State
- Miami**
- Clemson
- Wake Forest
- Georgia Tech
- Boston College
- Virginia Tech

CURRENT STANDINGS

March 2, 2015

- Virginia 15-1
- Duke 13-3
- Notre Dame 12-4
- Louisville 11-5
- North Carolina 10-6
- Syracuse 9-7
- Pittsburgh 8-8
- Miami 8-8**
- NC State 8-8
- Clemson 8-8
- Florida State 7-10
- Wake Forest 5-11
- Georgia Tech 3-14
- Boston College 2-14
- Virginia Tech 2-14

SERIES VS. PITTSBURGH

Overall	Pittsburgh leads 18-16
Games at Miami	10-7
Games at Pittsburgh	5-10
Games on neutral courts	1-1
Current streak	Miami lost 3
Last meeting	Feb. 5, 2014, L, 59-55 OT
Larrañaga at UM vs. Pittsburgh	0-1
Larrañaga all-time vs. Pittsburgh	0-2

DID YOU KNOW

Coach L became the first Miami coach to win 20+ games in his first two seasons at UM and only the fourth of 12 UM coaches to post two 20-win seasons.

Former Cane Rick Barry was named one of the Greatest Players in NBA History.

Miami native and former Cane James Jones won the 2010-2011 NBA All-Star Weekend 3-Point Contest and the NBA Championship in the 2011-2012 season.

Six-time NBA All Star Amar'e Stoudemire enrolled at UM last year and is taking classes to earn his bachelor's degree.

UM is in its 11th season in the ACC.

Coach L led the George Mason Patriots to the Final Four with big wins over some of basketball's elite teams such as Michigan State, UNC and UConn. He was the first coach to take a mid-major to a Final Four in 27 years (Penn '79) when his team advanced in 2006.

In 14 years at George Mason, Larrañaga led the Patriots to five NCAA Tournament appearances (2011, 2008, 2006, 2001, 1999), including the 2006 Final Four.

Miami basketball received APR (academic progress rate) Public Recognition Awards for being among the top 10 percent in APR in their sport. Miami ranks in the top 10 percent NCAA men's basketball with a 990 APR.

The Miami Department of Athletics recorded a Graduation Success Rate (GSR) of 92 percent. Miami's department-wide GSR is tied for third among ACC schools and 10th overall among FBS programs. UM has exceeded the NCAA average GSR in each of the last 10 years.

According to latest US News & World Report rankings, the University of Miami is tied as the top academic institution in the state of Florida and ranks 48th nationally.

The Canes have averaged 20+ wins in each of the last eight seasons.

The Hurricanes have made at least one trey in 895 of 901 games since the NCAA adopted the 3-point shot in 1986.

Miami has held 754 of its last 755 opponents to less than 100 points. UNC was the last team to score 100+, defeating UM 105-64 on Jan. 31, 2007.

CANES FACE HUNGRY OPPONENTS

Against Pitt, Miami faces its seventh-straight opponent coming off of a loss in the previous game. The Panthers fell at Wake Forest on March 1 before facing Miami this Wednesday.

Beginning with Miami's Feb. 11 game against Wake Forest, prior to the opponent's game against Miami: 1. Wake lost to Georgia Tech, then defeated Miami; 2. Boston College lost to Syracuse, then lost to Miami in 2017; 3. Virginia Tech lost at Clemson, then at Miami; 4. Louisville lost at Syracuse, then beat Miami; 5. Florida State lost at Virginia, then lost at Miami; 6. North Carolina lost vs. NC State, then beat Miami.

MIAMI VS. PITT IN OVERTIME

In three of the last four meetings between Miami and Pittsburgh, the game has gone into overtime. In 2014, Pitt won in single OT in Miami, in 2004 the Panthers won in double overtime and in 2002, Miami won in single overtime. *For a complete list of UM's overtime games, check page 16.*

CANES ON THE ROAD IN THE ACC

Since the arrival of Coach L in 2011-12, Miami has the fourth-most ACC road wins (17) in league play, behind Duke (23), UNC (22) and Virginia (20), as of Feb. 19.

This season Miami is 5-4 in ACC home games and 3-4 on the road, increasing Coach L's ACC records to 22-13 at home and 17-16 on the road. Prior to Larrañaga's arrival in 2011-12, the Canes compiled records of 30-27 at home and 13-42 on the road in seven seasons in the league.

Year	Home ACC	Road ACC	Year	Home ACC	Road ACC
2014-15	5-4	3-4	2010-11	4-4	2-6
2013-14	3-6	4-5	2009-10	4-4	0-8
2012-13	8-1	7-2	2008-09	5-3	2-6
2011-12	6-2	3-5	2007-08	6-2	2-6
	22-13 (.629)	17-16 (.515)	2006-07	3-5	1-7
			2005-06	4-5	3-4
			2004-05	4-4	3-5
			30-27 (.526)	13-42 (.236)	

CANES EYEING MILESTONES

Point guard Angel Rodriguez is closing in on 1,000 career points. The native of Cupey, P.R., scored 640 points in two seasons at Kansas State and has recorded 358 points through 29 games at Miami, for a total of 998.

Rodriguez has 123 assists this season, just 10 shy of No. 10 on the season assists list at Miami. No. 10 Anthony Harris (2004-05) had 133, No. 9 Thomas Hocker ('87-88) has 136.

Rodriguez is already No. 10 on the steals list with 55 this season. He trails No. 9 Steven Edwards' ('92-93) 56 and No. 7 & No. 8 John Salmons' 57, in both 2000-01 and 2001-02.

Junior Tonye Jekiri has played in 96 career games for the Hurricanes in three seasons. He is also 19 rebounds from No. 10 in the record book for rebounds in a season. No. 10 Edwin Morris ('55-56) has 322 and No. 9 Wayne Canaday ('69-70) had 327.

MCCLELLAN ON 16-PLAYER WATCH LIST FOR JERRY WEST AWARD

Junior guard Sheldon McClellan is listed on the 16-player watch list for the inaugural 2015 Jerry West Shooting Guard of the Year Award, the Naismith Memorial Basketball Hall of Fame announced Feb. 19. Named after Hall of Famer and 1959 NCAA Final Four Most Valuable Player Jerry West, the annual honor in its inaugural year recognizes the top shooting guards in Division I men's college basketball. A national committee comprised of top college basketball personnel determined the watch list of 16 candidates.

CARDIAC CANES - YEAR TWO

Miami has played 11 games this season that have been decided by five points-or-less.

The Canes had five losses by a total of 22 points in the month of February. Three of those games were decided by a total of five points.

In 2013-14, Miami led the ACC having played 13 games decided by five points-or-less or in OT.

Difference	1	2	3	4	5	8	9	10-14	15-19	20+
Won	-	1	2	3	1	-	1	1	3	6
Lost	1	2	-	-	1	1	2	2	-	2

BREAKING DOWN THE STATS

Through 29 games, Miami is 18-11 overall, 10-6 at home, and 8-5 away from the BankUnited Center (5-4 on the road and 3-1 at neutral sites). Despite facing four Top 15 teams on the road - at No. 6/7 Florida, at No. 4 Duke, at No. 12 Notre Dame, at No. 12 Louisville - Miami averages 4.2 ppg, 3.9 FG% and 6.4 3FG% better on the road than at home.

	PPG	FG%	3FG%	FT%	RPG	APG	SPG
Home(16)	66.5	41.8	32.2	73.4	35.5	12.8	5.6
Away(13)	70.9	45.7	39.0	72.0	32.2	14.5	6.0
Wins(18)	73.8	47.0	39.6	74.5	35.8	14.8	6.1
Losses(11)	59.7	38.2	28.7	68.4	31.2	11.5	5.4

CANES IN THE POLLS

	AP	USA TODAY	RPI
11/10	--	RV	--
11/17	--	RV	--
11/24	17	20	--
12/1	15	15	3
12/8	20	21	23
12/15	18	19	36
12/22	RV	RV	30
1/19	RV	RV	56
1/26	23	23	38

SINCE THE ARRIVAL OF COACH LARRAÑAGA IN 2011-12 ...

- Miami is one of three schools with five or more wins in the ACC Tournament.
- Miami is one of four ACC schools with a winning record in the NCAA tournament.
- Miami's seeds in the ACC Tournament have been No. 1, No. 6 and No. 10.
- Miami is one of eight ACC teams to make an NCAA tournament appearance.
- Miami is one of five ACC teams to make an NIT appearance.
- One ACC Coach of the Year, one ACC Player of the Year, ACC Defensive Player of the Year, one ACC Tournament MVP, four ACC All-Tournament, one first-team All-ACC, one second-team All-ACC, three third-team All-ACC, two honorable mention All-ACC, one ACC All-Rookie Team and three ACC All-Defensive Team selections.
- Miami has the most lopsided win over Duke (27 points) and second-most lopsided wins over Boston College (27 points), North Carolina (26 points) and Florida State (24 points) of any ACC team.
- Miami has won seven ACC games by 20 or more points: Boston College (27, 22, 22 and 21), Duke (27), North Carolina (26) and Florida State (24).
- All 13 seniors have earned academic degrees from UM: Garrius Adams, Rion Brown, Julian Gamble, Malcolm Grant, Justin Heller, Reggie Johnson, DeQuan Jones, Kenny Kadji, Donnavan Kirk, Trey McKinney Jones, Ryan Quigtar, Durand Scott, Erik Swoope.

IN THE THREE YEARS PRIOR TO THE ARRIVAL OF COACH L (2008-11) ...

- Miami posted the eighth-most ACC wins (17) in the league, ahead of NC State (16), Virginia (16) and Georgia Tech (14).
- Miami recorded 60 overall wins, seventh-most in the ACC.
- Miami's seeds in the ACC Tournament were No. 9 (twice) and No. 12.
- Miami was one of four ACC teams to not play in the NCAA tournament.
- Miami was one of five ACC teams to play in the NIT.
- Miami had one first-team All-ACC, one third-team All-ACC, one honorable mention All-ACC, one ACC All-Rookie Team and one ACC Tournament Team selection.

UM COMMUNICATIONS

MBB Contact Amy Woodruff LaBrie

Associate Director of Communications

Work/Cell (305) 284-3241 / (813) 410-1194

E-mail a.woodruff@miami.edu

Website www.HurricaneSports.com

2014-15 UM QUICK FACTS

Location Coral Gables, Fla.

Stadium BankUnited Center (7,972)

Press Row 305-284-2111

Capacity 7,972

Enrollment 15,629

Founded 1925

Colors Orange, Green, White

Nickname Hurricanes

Mascot Sebastian the Ibis

Conference Atlantic Coast

President Dr. Donna E. Shalala

Director of Athletics Blake James

Address 5821 San Amaro Drive

Coral Gables, Fla. 33146

2013-14 Overall Record 17-16

Home/Away/Neutral 8-8 / 7-6 / 2-2

2013-14 ACC Record / Finish 7-11 / 10th

Scholarship Players Returning / Lost 2 / 6

Newcomers 9

Head Coach Jim Larrañaga

Alma Mater Providence, 1971

Record at UM 84-47 / 4th season

Overall Record 554-381 / 31st season

Eric Konkol Wisconsin-Eau Claire, '00

Michael Huger Bowling Green, '94

Chris Caputo Westfield (Mass.) State, '02

Director of Operations Adam Fisher

Assoc. Director of Operations Jaime Vathielil

Athletic Trainer Jason Robey

Strength & Conditioning Coach Steve Felde

HISTORY

First Season of Basketball 1926

Overall All-Time Record 957-716

Year UM Joined ACC 2004-05

NCAA Appearances Seven

1960, 1998, 1999, 2000, 2002, 2008, 2013

Last NCAA Appearance L, 71-61

Sweet 16 vs. Marquette, 2013

NIT Appearances 10

1961, 1963, 1964, 1995, 1997,

2001, 2005, 2006, 2009, 2011

Last NIT Appearance L, 79-64

Quarterfinals vs. Alabama, 2011

COMMUNICATIONS POLICIES

All interview requests for assistant coaches or athletics department staff members must be approved and cleared by Amy Woodruff LaBrie in the UM Communications office. Credential requests are taken via e-mail to LaBrie (A.Woodruff@miami.edu). Any misuse of credentials will result in removal from the BankUnited Center and the permanent voiding of the credential. The UM locker room is closed at all times. For home games, Coach L and at least one Hurricane player will report to the media room for interviews following the opposing team's press conference.

LED (TIED) THE TEAM IN....

	Points	Rebounds	Assists	Steals	Blocks
Burnett	2		(1)	1 (3)	
Cruz Uceda	(1)			(3)	1
Jekiri	2	22 (2)	(1)	(1)	11 (6)
Lecomte	(1)		4 (2)	(5)	
McClellan	13 (1)	3 (2)	2	3 (4)	(1)
Newton			2 (1)	(2)	(1)
Palmer				(1)	(3)
Reed	2	1	1 (1)	1 (3)	2 (2)
Rodriguez	8 (1)		17 (2)	14 (5)	1 (3)
Sherman				(4)	3 (2)
Thomas		1		1	1

THREE CANES SHOOTING BETTER THAN 50 PERCENT

Juniors Sheldon McClellan and Tonye Jekiri and sophomore Davon Reed are all hitting at least 50 percent of their shots this season. In all games, McClellan is hitting shots at a 51.3 percent clip. Jekiri is at 51.3 percent and Reed is hitting a team-best 50.0 percent. In ACC outings, Jekiri is 51.3 percent from the field, Reed is at 52.7 percent and McClellan is hitting 48.1 percent of his attempts.

MIAMI PLAYS TO THE CROWD

Miami is 9-4 when playing in front of a crowd that is 75 percent of the arena's capacity, with one loss at No. 12 Notre Dame, one at No. 12 Louisville and two at home. Miami is 6-6 when the crowd is less than 75 percent capacity. (Numbers based on true home and road games, not neutral sites)

MCCLELLAN LIGHTING UP THE NET

As national stats on March 1, guard Sheldon McClellan was hitting 51.3 percent of his field goals, which was the ...

* Top shooting percentage in the nation by a guard in the Big 5 conferences

* 7th-best shooting percentage by a guard in the nation

* 60th-best shooting percentage in the nation (all positions)

* Top shooting percentage by a guard in the ACC

The Canes are 13-0 when McClellan shoots 50 percent or better in a game.

He is one of 40 guards in the Power 5 conferences to score 31+ points in a game this season and one of four guards in the ACC to score 31+ points in a game this season.

Among guards, he is eighth in the ACC in scoring.

In 14 games he has scored 15+ points, and 20+ in three outings.

He has posted two double-doubles - 16p, 10r vs. NC State, 31p, 11r at Charlotte.

MCCLELLAN IMPROVES SHOOTING PERCENTAGES

Junior guard Sheldon McClellan has drastically improved his shooting percentages since arriving at Miami for the 2014-15 season, after spending two campaigns at Texas.

	FG%	3FG%	FT%	REB	PTS
McClellan 2014-15	51.3	38.8	80.6	4.6	14.9
McClellan 2012-13	38.2	27.3	83.3	3.9	13.5
McClellan 2011-12	44.8	31.0	75.6	3.3	11.3

COACHING STAFF LONGEVITY

In the ACC, only Miami, Syracuse, Notre Dame and NC State have had their head coach and three main assistants together the last four years. Coach L's assistant coaches have with been with him for a combined 32 seasons. Chris Caputo has been with Coach L for 13 years, Eric Konkol is at 11 years and Michael Huger in his eighth season as an assistant after playing for Larrañaga four seasons at Bowling Green.

Player	10+ points	20+ points	7+ rebounds	2+ blocks	4+ assists	3+ steals
Burnett	5	1	1		1	
Cruz Uceda	2					
Jekiri	12		25	12	2	
Lecomte	11	1			4	
McClellan	23	3	8		2	2
Newton	2				2	
Palmer	3					
Reed	7		1		3	1
Rodriguez	17	4	1	2	18	9
Sherman	4		1	3		
Thomas			1	1		1

FIRSTS UNDER JIM LARRAÑAGA

First game: Nov. 11, 2011 vs. Tennessee Tech. W, 69-58.

First starting lineup: Malcolm Grant, Durand Scott,

Garrius Adams, Erik Swoope, Kenny Kadji.

First opening tip: Miami - Kenny Kadji.

First UM FG: 18:38, Durand Scott, 3-pointer.

First lead: 18:38, 3-0.

First halftime score: Tennessee Tech 32, Miami 27.

First win: Nov. 11, 2011. Miami 69, Tennessee Tech 58.

Attendance at first game: 3,600.

First loss: Nov. 25, 2011 at Ole Miss, 64-61 (OT).

First road win: Dec. 22, 2011 at Charlotte, 76-61.

First ACC game: Jan. 7, 2012 at Virginia, L, 52-51.

First ACC win: Jan. 18, 2012 vs. Clemson, 76-73.

First ACC regular season title: 2012-13

JIM LARRAÑAGA = PROGRAM CHANGER

In Coach L's Three Seasons at Miami ...

- ACC Regular Season and Tournament Championships
- .656 winning percentage
- Two 20-win seasons
- Two postseason appearances with three victories
- 15 ACC wins in 2013
- One All-American

Seven Seasons before Coach L at UM ...

- .561 winning percentage
- Best conference finish was fifth place
- One NCAA Tournament appearance
- Most ACC wins in a season was eight

In Coach L's 14 Seasons at George Mason ...

- .626 winning percentage
- 13 straight winning seasons
- A Final Four appearance
- Five trips to the NCAA tournament
- Nine postseason appearances
- First national ranking
- First appearance in Top 10
- First wins over Top 10 teams
- Winningest coach in league history

Seven Seasons before Coach L at GMU...

- .340 winning percentage
- Seven straight losing seasons
- Zero postseason appearances
- Worst team in the CAA

PRO CANES

James Jones	Cleveland Cavaliers (NBA)
Shane Larkin	New York Knicks (NBA)
John Salmons	New Orleans Pelicans (NBA)
Jimmy Graham	New Orleans Saints (NFL)
Erik Swoope	Indianapolis Colts (NFL)
Garrius Adams	Liege (Belgium)
Brian Asbury	Hapoel Eilat (Israel)
Rion Brown	Brussels (Belgium)
Guillermo Diaz	Arecibo (Puerto Rico)
Julian Gamble	Brussels (Belgium)
Lawrence Gilbert	Manizales (Colombia)
Malcolm Grant	Renaissance Sportive Tanger (Morocco)
Gary Hamilton	Osaka Evessa (Japan)
Dequan Jones	Acqua Vitasnella Cantu (Italy)
Kenny Kadji	Trikalla (Greece)
Anthony King	Artland Dragons (Germany)
Donnavan Kirk	Michelin Etha Engomis Nicosia (Cyprus)
Trey McKinney Jones	Gravelines (France)
Darius Rice	Karpos Sokoli (Greece)
Durand Scott	Hapoel T-A (Israel)

JEKIRI'S SEASON-BY-SEASON PROGRESSION

Junior Tonye Jekiri has nearly doubled his rebounding and scoring outputs each season with the Hurricanes.

	FG%	FT%	REB	PTS
Jekiri-14-15	51.3 (97-189)	71.3	10.4	8.7
Jekiri-13-14	45.6 (57-12)	58.1	5.5	4.2
Jekiri 12-13	51.4 (18-35)	55.0	1.6	1.4
Jekiri 14-15 ACC	51.3 (60-117)	68.6	11.4	9.7
Jekiri 13-14 ACC	42.6 (29-68)	51.7	6.1	4.1
Jekiri 12-13 ACC	60.0 (12-20)	54.5	1.7	1.7

JEKIRI ONE OF THE TOP BIG MEN IN THE COUNTRY

As of NCAA.com stats on March 1, Tonye Jekiri is in the Top 15 in the country in rebounds among all players and the Top 2 among players in the Big 5 conferences.

	Reb/g	DReb/g	Total Reb	OReb/g
Actual	10.4	7.28	303	3.17
Overall rank	11th	10th	10	46
Big 5 rank	3rd	2nd	2nd	9th

JEKIRI'S JUNIOR SEASON NUMBERS CONTINUE TO IMPROVE

Junior Tonye Jekiri has posted nine double-doubles in his last 18 games, including eight in ACC play. Jekiri has posted 10+ rebounds 17 times, and in 12 of the last 16 games. This season he has 10+ points in 12 outings.

Jekiri leads the ACC with 17 10+--rebound games.

The native of Nigeria has nearly doubled his output in points and rebounds each season as a Hurricane. The 7-footer is averaging 8.7 points and 10.4 rebounds this season, up from 4.2 ppg and 5.5 rpg his sophomore year and 1.4 points and 1.6 rebounds his rookie campaign.

THREE PLAYERS TOP 25 IN ACC STATS, AS OF MARCH 2

	Category	All Games	ACC Only
Tonye Jekiri	Rebounding	1	1
	Blocked Shots	4	5
	Def. Rebounds	1	1
	Off. Rebounds	5	2
Angel Rodriguez	Assists	8	8
	Steals	3	6
	FT Pct.	10	8
Sheldon McClellan	Scoring	10	17
	FG Pct.	7	
	FT Pct.	5	5

CANES SHINE IN THE SECOND HALF

Junior guards Angel Rodriguez and Sheldon McClellan know how to finish a game. In 12 games, Rodriguez has scored double-digit points in the second stanza, including 22 at Florida, 17 against Virginia, 15 at Duke, Wake Forest and vs. Florida State. Only three times (10 vs. Howard & Florida State, 11 vs. Providence) he has scored double-digits in the first stanza.

In 11 games, McClellan has scored double-digit points in the second half, including 21 at Charlotte, 17 vs. Florida State and 14 against Virginia Tech. He's scored 10+ in the first half in just four outings.

Their stats in all 29 games are below.

	Rodriguez	PPG	FG%	3FG%	Pts
Second half	8.3	41.7	35.0	240	
First half	3.9	23.9	25.0	112	
	McClellan	PPG	FG%	3FG%	Pts
Second half	8.6	57.2	44.4	248	
First half	6.1	45.8	32.8	176	

REED CLUTCH FROM DISTANCE

Sophomore Davon Reed is knocking down 49.0 percent of his shots from long range in ACC games. He trails Sheldon McClellan by two for the team high in 3-pointers in league games and despite only playing 21 of 29 games (due to injury), he is fourth on the team with 26 from long range overall. He has hit a 3-pointer in 10 of the last 13 games, and for the season has eight games with multiple threes, topping out with five against Louisville.

RODRIGUEZ AT HIS BEST AGAINST THE BEST

In Miami's three games against Top 8 teams - No. 3 Virginia, No. 4 Duke and No. 8/7 Florida - Angel Rodriguez has put on a show, averaging 24.3 points and 5.0 assists.

Against Florida, he scored 22 of his 24 points in the final nine minutes, draining five second-half three-pointers to help Miami earn the win.

The junior scored 17 points in the second half against the Cavaliers, knocking down three clutch free throws with 0.9 seconds left in regulation to send the game into overtime. In the two overtimes combined, he scored six points, including 4-4 at the line, and dished out three assists, accounting for 13 of Miami's 17 overtime points.

At Duke, Rodriguez scored eight-straight points -- including two from long distance -- to give Miami a decisive lead. He tallied 15 points and four steals in the second half at Cameron Indoor.

IN ACC GAMES, MIAMI HAS ...

* Hit 10+ 3-pointers in four games - at Duke, Clemson, at Syracuse, at Boston College - while only Virginia and Wake Forest have hit 10+ against the Canes.

* 10+ assists in 12 games.

* Less than 14 turnovers in every game.

* Led at the half in only five games: vs. BC, at Notre Dame, Florida State (2x), at Louisville.

* Hit 15+ freethrows in seven games.

WHAT'S TRENDING IN ACC GAMES ONLY ...

Davon Reed: 10+ points in seven of the past 12 games ... Hit better than 44 percent in every game but four ... Knocked down multiple 3-pointers in eight of the last 13 outings ... Connected on a 3-pointer in all but five games ... Grabbed 4+ rebounds six of the last 10 games ... Tallied a steal in seven of last 10 games ... Played more than 30 minutes in all but three games since Jan. 17 at ND.

Sheldon McClellan: 17+ points in four of the last five games ... 13 games with 10+ points, eight with 15+ points ... One double-double ... Hit a 3-pointer in 13 games ... Knocked down 16 from long range in past six games, after 10 combined in first nine games ... Shot better than 40 percent in 14 of 16 games ... Attempted at least two free throws in all but two games.

Angel Rodriguez: Multiple assists in every game but two ... 3+ assists 13 times, 5+ in eight outings ... Knocked down 29-of-35 free throws in past eight games ... Grabbed a rebound in all but three games.

Manu Lecomte: Tallied an assist in every game but three ... Grabbed a rebound in 11 games ... Hit

multiple 3-pointers in five games.

Tonye Jekiri: Eight double-doubles ... 15+ rebounds in six outings, 10+ rebounds in 12 of 16 games ... 10+ defensive rebounds three times ... 4+ offensive rebounds in nine games ... 10+ points in nine games ... 3+ blocks five times.

MIAMI DOWNS NO. 4 DUKE AT CAMERON INDOOR

Miami defeated No. 4 Duke 90-74 on Jan. 13 at Cameron Indoor Stadium, upsetting the Blue Devils' 41-game home winning streak, and setting various Canes records. *See page seven for a complete listing of postgame notes.*

STARTERS BY GAME

Howard	Rodriguez	Lecomte	McClellan	Thomas	Jekiri
Florida	Rodriguez	Lecomte	McClellan	Thomas	Jekiri
Drexel	Rodriguez	Lecomte	McClellan	Thomas	Jekiri
Akron	Rodriguez	Lecomte	McClellan	Thomas	Jekiri
Charlotte	Rodriguez	Lecomte	McClellan	Thomas	Jekiri
Charlotte	Rodriguez	Lecomte	McClellan	Thomas	Jekiri
So. Alabama	Rodriguez	Lecomte	McClellan	Thomas	Jekiri
Illinois	Rodriguez	Lecomte	McClellan	Thomas	Jekiri
Green Bay	Rodriguez	Lecomte	McClellan	Thomas	Jekiri
Savannah St.	Rodriguez	Lecomte	McClellan	Thomas	Jekiri
Eastern Ky.	Rodriguez	Lecomte	McClellan	Thomas	Jekiri
Providence	Rodriguez	Lecomte	McClellan	Sherman	Jekiri
Charleston	Rodriguez	Lecomte	McClellan	Thomas	Jekiri
Virginia	Rodriguez	Lecomte	McClellan	Thomas	Jekiri
Boston Co.	Rodriguez	Burnett	McClellan	Sherman	Jekiri
Duke	Rodriguez	Burnett	McClellan	Sherman	Jekiri
Notre Dame	Rodriguez	Burnett	McClellan	Reed	Jekiri
NC State	Rodriguez	Reed	McClellan	Sherman	Jekiri
Syracuse	Rodriguez	Reed	McClellan	Sherman	Jekiri
Georgia Tech	Rodriguez	Reed	McClellan	Sherman	Jekiri
Florida State	Rodriguez	Reed	McClellan	Sherman	Jekiri
Louisville	Rodriguez	Lecomte	McClellan	Thomas	Jekiri
Clemson	Rodriguez	Newton	McClellan	Reed	Jekiri
Wake Forest	Rodriguez	Newton	McClellan	Reed	Jekiri
Boston Co.	Rodriguez	Palmer	McClellan	Reed	Jekiri
Virginia Tech	Rodriguez	Palmer	McClellan	Reed	Jekiri
Louisville	Rodriguez	Reed	McClellan	Sherman	Jekiri
Florida State	Rodriguez	Reed	McClellan	Sherman	Jekiri
North Carolina	Lecomte	Reed	McClellan	Thomas	Jekiri

RECORD BY STARTING LINEUP

Rodriguez, Lecomte, McClellan, Thomas, Jekiri	10-4
Rodriguez, Lecomte, McClellan, Sherman, Jekiri	0-1
Rodriguez, Burnett, McClellan, Sherman, Jekiri	2-0
Rodriguez, Burnett, McClellan, Reed, Jekiri	0-1
Rodriguez, Reed, McClellan, Sherman, Jekiri	3-3
Rodriguez, Newton, McClellan, Reed, Jekiri	1-1
Rodriguez, Palmer, McClellan, Reed, Jekiri	2-0
Lecomte, Reed, McClellan, Thomas, Jekiri	0-1

COACH L COACHING TREE

Jamie Angeli - Women's Basketball HC - City College of New York
 Joe Barer - Assistant - Truman St.
 Scott Cherry - HC - High Point
 Bill Courtney - HC - Cornell
 Kent Dernbach - Assistant - University of Wisconsin Stephens Point
 Brian Ellerbe - Former HC - Michigan. Left DePaul in 2013
 Jerry Francis - Former HC - Prairie View
 Mike Gillian - Assistant - Florida Int'l
 Stan Heath - Former HC - University of South Florida, Kent State, Arkansas
 Marc Iavaroni - Former HC - Memphis Grizzlies.
 James Johnson - Former HC - Virginia Tech
 Derek Kellogg - HC - UMass
 Scott Lombardi - Director of Men's Basketball Operations - High Point
 Steve Merfeld - Assistant to Head Coach at Creighton
 Keith Noftz - Assistant - Massillon HS
 Jeff Schneider - Former HC - Cal Poly San Luis Obispo
 Anthony Solomon - Assistant - Notre Dame
 Ricky Stokes - Former head coach - Virginia Tech
 Jeff Westlund - Former HC - Bethel University
 Ricky Yahn - HC - Concordia University

ACC COACHES TELECONFERENCE

Coach Larrañaga will speak on the ACC Coaches Teleconference every Monday at 10:50 a.m., beginning in January. Contact Amy LaBrie - a.woodruff@miami.edu - for the call-in number.

MIAMI'S LARGEST IN 2014-15

Lead	37, vs. Howard, 11/14
Deficit	28, vs. Eastern Kentucky, 12/19
Margin of Victory	35, vs. Howard, 11/14
Margin of Defeat	28, vs. Eastern Kentucky, 12/19
Halftime Lead	24, vs. Howard, 11/14
Halftime Deficit	18, vs. Virginia, 1/3
Deficit in Win	15, at Florida, 11/17
Halftime Deficit in Win	12, at Florida, 11/17
Lead in Loss	12, at Notre Dame, 1/17
Halftime Lead in Loss	11, at Florida State, 2/1

COACH L NOTCHES CAREER WIN NO. 550

In his first victory against Syracuse, Coach Jim Larrañaga won his 550th career game. Larrañaga's 100th win came in 1991 against Kent State while at Bowling Green. While at George Mason, win No. 200 came in 1997 vs. Northeastern, No. 300 in 2003 against East Carolina and No. 400 in 2008 vs. William & Mary. In 2012, the Canes defeated Georgia Tech for Coach L's 500th.

THIS SEASON MIAMI HAS ...

- Defeated Duke and Syracuse on the road in the same season, the second time this has ever happened, and the first time since UNC did during the 1983-84 season
- Defeated three ranked teams: at No. 8/7 Florida, vs. No. 24/25 Illinois and at No. 4 Duke
- Defeated a pair of Top 7 teams in the same season, both on the road: No. 6/7 Florida and No. 4 Duke
- Won two true road games against ranked opponents for the first time since 1998-99: No. 6/7 Florida and No. 4 Duke
- Defeated Coach K (1,000 wins), Coach Boeheim (962), & Coach Donovan (496)
- Ended Duke's 41-game home winning streak, the longest active streak in Division I
- Snapped Duke's 19-game ACC home game winning streak
- Snapped Florida's streak of 33 consecutive home wins, which was the longest streak in school history
- Scored 90 points against Duke, the most points scored by an unranked opponent in a regulation win in Cameron Indoor Stadium since NC State's 96 points on Feb. 23, 1983.
- Dealt Duke the most lopsided loss (16 points) an unranked visitor has handed to a ranked Blue Devil team in the ACC era
- Defeated Syracuse at the Carrier Dome, in front of the largest collegiate crowd of the season to date: 30,677

SWOOPÉ SIGNS WITH INDIANAPOLIS COLTS

Erik Swoopé, former Hurricane basketball player who never played football prior to walking into an NFL locker room this summer, was on the Colts practice squad this season and on Jan. 20, signed a reserve/future contract.

LARKIN WITH KNICKS IN SECOND NBA SEASON

Former Cane Shane Larkin is in his second season in the NBA, playing for the New York Knicks after being traded from the Dallas Mavericks. Larkin is averaging 5.6 points, 2.0 rebounds, 2.5 assists

and 1.2 steals in 22.3 minutes per game, through 52 games. He's shooting 41.9 percent from the field.

SEASONS OF CHANGE

Miami faced back-to-back seasons with roster turnover after losing six players from the 2012-13 ACC Championship season - five to graduation, one to NBA - then six seniors (5 scholarship) after the 2013-14 campaign.

COACHING COORDINATORS FOR MIAMI

Miami's assistant coaching staff is set up in a coordinator system, with Eric Konkol as the offensive coordinator and schedule coordinator, Michael Huger manning the defense and Chris Caputo handling the scout for every opponent.

CANE STRONG: UMBB IN THE WEIGHT ROOM

Under strength Coach Steve Felde (fell-dee), five Canes bench at least 300 pounds and eight bench press more than 250 pounds. Joe Thomas leads the way at 375, followed by Deandre Burnett (315), who is up 85 pounds since arriving at UM. Also in the 300-club are Angel Rodriguez (300/+60), Manu Lecomte (300/+85) and Mike Fernandez (300/+95).

ANTHONY LAWRENCE, JR. SIGNS NLI WITH CANES

Anthony Lawrence, Jr. has signed a National Letter of Intent to play basketball for the University of Miami.

Nicknamed "Amp," Lawrence is a 6-7, 200-pound guard/forward from Saint Petersburg, Fla., who led his Lakewood Senior High School team to the Class 5A state championship game as a junior. Lawrence scored 18 points in the championship game and totaled 25 rebounds in two state tournament games. Anthony's father, Anthony Lawrence Sr. was a two-year letterman at Miami from 1991-93.

CANES IN SPAIN

In August, the University of Miami embarked on a 10-day educational and competitive tour to Spain. The Canes were 4-0 against teams from Barcelona, Valencia and Madrid. In four games in Spain, Miami outscored its opponent 89.8 to 65.8 ppg and pulled down nearly twice as many rebounds, 51.8 to 27.0 per night. The Canes hit 51.8 percent from the field, 27.8 percent from three and 62.4 percent at the line. UM also averaged 17.8 assists and 13.3 steals per night.

Individually, four Canes averaged double digits, led by Sheldon

McClellan (20.0), followed by Dre Burnett (14.3), Ja'Quan Newton (13.5) and James Palmer (11.5). Spaniard Ivan Cruz Uceda averaged 11.0 rebounds per game while Tonye Jekiri averaged 8.5 rpg. Senior Angel Rodriguez did not play any games in Spain due to injury.

LARRAÑAGA CONTRACT EXTENDED THROUGH 2022

The University of Miami extended Coach Jim Larrañaga's contract through May 31, 2022, Director of Athletics Blake James announced in September 2014. Larrañaga first signed a five-year contract in 2011, then was granted a three-year extension in 2012.

DARIUS RICE NAMED ACC LEGEND

Darius Rice has been named Miami's 2015 ACC Basketball Legend. A three-time All-BIG EAST Conference selection, the 6-foot-10 Rice was named to the BIG EAST All-Rookie Team and earned first team All-District 6 honors three times while at Miami. Rice led the Canes to the 2002 NCAA Tournament and the 2001 NIT. He ended his collegiate career with 1,865 points (16.1 ppg) and 666 rebounds (5.7 rpg).

COACH L TIES TO THE ACC

Coach Jim Larrañaga was an assistant coach at Virginia from 1979-1986, under the leadership of Terry Holland. In those seven seasons, Larrañaga helped the Cavaliers to five NCAA appearances: Final Four twice, Elite Eight once, Sweet 16 once and Round of 64 once, as well as two NIT appearances, including the Championship and Quarterfinal round.

LARRAÑAGA MEMBER OF UM FACULTY

Coach Jim Larrañaga is an Adjunct Assistant Professor of Kinesiology and Sport Sciences at the University of Miami. Due to his head coaching responsibilities, Larrañaga is a guest lecturer at several different classes in the School of Education and Human Development throughout the semester.

2014-15 QUICK HITS

- UM opened the season with nine scholarship players available. This is the second-straight season the Canes open the campaign with eight or more new players and only nine available scholarship players.
- Miami has 10 new players on the roster for 2014-15: Eight scholarship newcomers, one D-I transfer who must sit out and one walk-on.
- UM opened the 2014-15 campaign with just two players from the 2013-14 season, in sophomore Manu Lecomte and junior Tonye Jekiri. Sophomore Davon Reed was out through Dec. 5 with a lower extremity injury.
- Seven players didn't wear a Miami uniform last season.
- Miami's 14-man roster includes players from five countries - Belgium, Nigeria, Puerto Rico, Spain, U.S. - six states - Florida, Texas, New York, Pennsylvania, New Jersey, New Hampshire - and Washington, D.C.
- There are no seniors playing for the Canes: One graduate student, five juniors, three sophomores and five freshmen.
- Three D-I transfers are eligible to play in 2014-15: Sheldon McClellan (Texas), Angel Rodriguez (Kansas State) and Joe Thomas (Niagara).
- The Canes lost six players - including three starters and the team's top two scorers - from the 2013-14 season, five to graduation and one transferred.
- Miami lost five of its top seven players from 2013-14. To open the 2013-14 season, Miami had lost its top six players from the 2012-13 ACC Championship campaign.
- Without Reed, the Canes returned 11.9 points, 7.6 rebounds, 3.0 assists, 1.3 steals and 0.9 blocks per game from the 2013-14 season. A year ago, Miami opened the 2013-14 season returning 9.3 points, 5.1 rebounds, 1.1 assists, 0.8 steals and 0.5 blocks per game.
- For the second-straight season, Miami returned the fewest points per game (18.4) and rebounds per game (9.2) of all ACC schools.
- The Canes held opponents to just 59.5 points per game in 2013-14, which was ranked No. 11 of 345 teams in Division I. Miami also averaged 61.5 ppg, which was ranked No. 337.
- The Canes lost 10 games by five points or less, or in overtime, during the 2013-14 season, on their way to a 17-16 overall record.

CANES TOP 100 NATIONALLY (as of March 2)

Angel Rodriguez	Rank	Actual
Total Steals	46	55.0
Steals Per Game	49	1.9
Total Assists	81	123.0
Assists Per Game	93	4.2
Sheldon McClellan	Rank	Actual
Field-Goal Percentage	61	51.3
Tonye Jekiri	Rank	Actual
Total Rebounds	8	303.0
Defensive Rebounds / Game	10	7.28
Rebounds Per Game	11	10.4
Offensive Rebounds / Game	46	3.17
Double Doubles	48	9.0
Total Blocks	73	47.0
Blocked Shots Per Game	82	1.62

CANES IN NATIONAL STATS (as of March 2)

Category	Rank	Actual	Nat'l Leader	Actual
Turnovers Per Game	19	10.4	Wisconsin	7.5
Fewest Turnovers	23	303.0	Wisconsin	209.0
Personal Fouls Per Game	28	15.7	Wisconsin	12.7
Assist Turnover Ratio	33	1.3	Davidson	1.74
3-pt Field Goal Attempts	34	652.0	VMI	1051.0
Total 3-point FGM	36	230.0	VMI	335.0
Fewest Fouls	39	456.0	Wisconsin	355.0
Three-Point FG Per Game	40	7.9	VMI	11.6
Free-Throw Percentage	45	72.9	Illinois	79.6
Turnover Margin	95	1.2	Eastern Ky.	7.6
Won-Lost Percentage	99	62.1	Kentucky	100.0
Scoring Defense	99	63.4	Virginia	50.0

UM RECORDS

GAME	ACC GAME
POINTS SCORED 59 - Rick Barry vs. Rollins, 1965	35 - Jack McClinton vs. North Carolina 02/15/09
FIELD GOAL % 1.000 (7-7) - Raymond Hicks vs. NC A&T, 2008	.900 (9-10) - Reggie Johnson at Duke 01/02/11
3-POINT FG 9 - Johnny Hemsley vs. Lafayette, 1999	7 (3x) last - Jack McClinton vs. North Carolina 02/15/09
3-POINT FG% 1.000 (5-5) (5x) last - Malcolm Grant vs. NC State, 2011	1.000 (5-5) - Malcolm Grant at NC State 01/23/11
FT MADE 22 (2x) last - Rick Barry vs. Florida Southern, 1965	16 - Jack McClinton vs. NC State 03/07/09
FT % 1.000 (16-16) - Jack McClinton vs. NC State, 2009	1.000 (16-16) - Jack McClinton vs. NC State 03/07/09
REBOUNDS 29 - Rick Barry vs. Oklahoma City, 1965	17 - Tonye Jekiri vs. Clemson 02/08/15
ASSISTS 14 - Michael Gardner vs. Pittsburgh, 1993	9 (3x) last - Shane Larkin vs. North Carolina 02/09/13
STEALS 9 - Jerome Scott vs. FIU, 1991	6 - Shane Larkin at North Carolina 01/10/12
BLOCKED SHOTS 13 - Anthony King vs. Florida Atlantic, 2004	6 - Anthony King vs. Florida State 01/15/05

RECAPPING MIAMI AT DUKE, JAN. 13, 2015

* With Miami's 16-point win at Cameron on Jan. 13, UM ended Duke's 41-game home winning streak, the longest active streak in Division I. The last team to defeat Duke at home was North Carolina on March 3, 2012, with an 18-point victory.

* Miami also snapped Duke's 19-game ACC home game winning streak.

* According to the Associated Press, Duke's loss to unranked Miami marked just the seventh home loss the Blue Devils have sustained in the last 242 games against unranked teams.

* Miami's 90 points scored against Duke are the most points scored by an unranked opponent in a regulation win in Cameron Indoor Stadium since NC State's 96 points on Feb. 23, 1983.

* Miami has dealt Duke its last two regular-season losses by 16-or-more points: 27 (90-63) on Jan. 23, 2013 at Miami, and 16 (90-74) on Jan. 13, 2015 at Duke.

* In a span of six days, Miami's men's and women's basketball teams both beat teams ranked No. 4 in the country with the men defeating Duke by 16 points, and the women taking down Notre Dame by 15 points. Miami and North Carolina are the only schools in the country with wins over top five teams in men's and women's basketball this season. Miami is the only one with wins over a top four team in both.

With back-to-back wins over Duke by NC State and Miami ...

* Duke was beaten in back-to-back regular season games for the first time since 2009 (Feb. 11, 101-87 to UNC; Feb. 15, 80-74 to Boston College).

* Duke was defeated in back-to-back games by 12+ for the first time since 1995-96 (March 8, 82-69 to Maryland; March 14, 75-40 to Eastern Michigan).

* Coach K lost consecutive conference games by 12+ for the first time since 1982-83. That same season, Duke lost its last two games by 12+ points, including a 43-point loss in the ACC Tournament to No. 2 Virginia, where Coach Jim Larrañaga was an assistant coach.

Miami's 16-point win over Duke ...

* is the most lopsided loss an unranked visitor has handed to a ranked Duke team in the ACC era.

* is the third time in the past 25 years Duke has lost a home game by more than 16 points. The other two were 88-70 vs. UNC on March 3, 2012 and 77-60 vs. NC State on Jan. 18, 1995.

* is the Blue Devils' worst defeat since the 18-point loss to Louisville on March 31, 2013 in the NCAA Tournament.

* is the fifth-largest home margin of defeat of Coach K's Duke career. In 526 home games, his worst home losses are: 24 to D. Smith ('83), 20 to D. Smith ('89), 18 to R. Williams ('12), 17 to Valvano ('83), 16 to Larrañaga ('15).

Since Coach L's arrival at Miami in 2011-12 ...

* Miami is the only team in the country to beat Duke three times.

* Miami is the only team in the country to play Duke multiple times and have a winning record.

* Duke has five losses by 16-plus - two of them are to Miami.

* Duke is 1-4 when allowing its opponent to score 90 points. Miami has two of those victories: 27 (90-63) on Jan. 23, 2013 at Miami, and 16 (90-74) on Jan. 13, 2015 at Duke. Syracuse and Kansas also won by scoring 90 points, both in 2013-14.

* In Miami's eight wins over ranked teams, the Canes have outscored their opponents by 10.4 points per game (621-538).

* Miami is the only ACC school with three wins over Duke and one of five ACC schools with multiple wins over the Blue Devils.

* Miami is the only ACC school with a winning record over Duke after playing multiple games. (ND is 1-0).

Since 2009-10 (Duke's last national championship year) ...

* Miami is the only team to win at Cameron Indoor Stadium twice.

* Duke has lost four home games - half of them are to Miami.

* Duke has three ACC losses by 16-plus points - two of them are to Miami.

With wins over No. 6/7 Florida and No. 4 Duke ...

* Miami has defeated a pair of Top 8 teams in the same season, both on the road.

* Miami has won two true road games against ranked opponents for the first time since 1998-99, when the Canes downed No. 9/10 St. John's 73-70, No. 18/17 Syracuse 76-63 and No. 2 Connecticut 73-71, all on their home courts.

Team Notes

* Miami's win over Duke marked its second win on the road over a Top 10 opponent. Earlier this season, Miami defeated then No. 8/7 Florida.

* The Hurricanes' win over No. 4 Duke is the highest ranked opponent Miami has defeated on the road since its 73-71 win over No. 2 Connecticut.

* Since the arrival of Jim Larrañaga at Miami, the Hurricanes have posted a 3-2 mark against Duke, earning three of UM's five all-time wins against the Blue Devils.

* Miami has outscored Duke 380-357 in those five games. The Canes have made 46.1 percent (135-293) of their shots while the Blue Devils have hit only 40.4 percent (127-314). From distance, Miami is 34-93 (36.6%) and Duke is 38-123 (30.9%). The Canes have out-rebounded Duke 196-194 and scored more points in the paint (164-152).

5 games	Points	FG%	3FG%	Reb	Points in Paint
Miami	380	46.1 (135-293)	36.6 (34-93)	196	164
Duke	357	40.4 (127-314)	30.9 (38-123)	194	152

* In the three games played at Cameron Indoor Stadium, Miami has outscored Duke 244-227. Unranked Miami defeated the No. 7/5 Blue Devils 78-74 in overtime in 2012, fell 79-76 to No. 3/3 Duke in 2013, when Miami was ranked No. 6/7, and defeated No. 4 Duke 90-74 in 2015. In those three games, there were 28 lead changes and 23 times the score was tied.

* Miami's 90 points against Duke were a season high. The Hurricanes' 56 second-half points were the most points Miami has scored in one half of play all year.

* Miami's matchup with Duke marked the Canes' third Top 10 opponent it has faced this season (No. 7 Florida, No. 3 Virginia and No. 4 Duke).

* With the win, Miami improved to 4-7 in ACC road openers since joining the league in 2004-05. They also hold a 3-5 mark against ranked teams in ACC road openers.

* Miami led by as many as 20 points with 1:09 remaining in the game.

* The Hurricanes outrebounded the Blue Devils by a 41-31 count and held a 51.8-43.9 shooting advantage.

* Miami scored 90 points for the fifth time in Coach L's UM career, and the third time in ACC play.

* The Canes shot 51.8 percent from the field and 50.0 percent (10-20) from three in the game, the sixth time this season Miami has hit more than 50 percent of its shots.

* UM scored 56 points (66.7 FG%) in the second half against the Blue Devils, a team that only allows opponents 62.7 points per game, on the average.

Player Notes

* Angel Rodriguez scored a game-high 24 points on 8-of-15 shooting. He fell just one point shy of his career-best point total of 25 points, which he set earlier this year against Virginia.

* Rodriguez scored in double figures for the 13th time this season and the fifth-consecutive game.

* Rodriguez also scored 20-or-more points for the third time this season.

* Manu Lecomte finished with a career-high 23 points on 5-of-10 shooting from the field.

* Lecomte finished in double figures for the ninth time this season.

* Sheldon McClellan also scored in double figures as he finished with 14 points. McClellan has scored in double figures in 13 straight games. He has scored in double figures in 14 games this season.

* Tonye Jekiri finished the game with a team-high 10 rebounds. Jekiri has pulled down 10-or-more rebounds in eight games this season, including the last three games.

Head Coach Jim Larrañaga Notes

* Coach Jim Larrañaga is two wins away from 550 career victories and one win away from 300 conference victories. He started the 2014-15 season with a 536-370 overall and 297-185 conference record in 30 years as a head coach.

* Larrañaga has a 548-374 overall record in his 31st season as a head coach, one of five ACC coaches with 500+ wins.

* He is 78-40 in his third season at the University of Miami, with a 33-22 mark in ACC play.

* Miami improved to 3-2 against Duke since the arrival of Coach Jim Larrañaga in 2011-12. Miami has outscored Duke 380-357 in those five games. Larrañaga has three of UM's five all-time wins against the Blue Devils.

MIAMI'S RECORD WHEN...

RECORD	2014-15 ALL	ACC	COACH L AT UM	ACC
All games	18-11	8-8	84-47	39-29
Home	10-6	5-4	46-19	22-13
Away	5-4	3-4	27-21	17-16
Neutral	3-1		11-7	
November	7-0		19-6	
December	3-3		15-9	0-1
January	4-3	4-3	18-11	16-11
February	4-5	4-5	20-14	19-14
March			12-7	4-3
Vs. Top 10 opponents	2-2	1-2	4-8	3-7
Vs. Top 25 opponents (includes Top 10)	3-5	1-5	8-19	5-15
Vs. RV opponents (either or both polls)	1-0	1-0	8-2	3-0
Vs. teams over .500 on game day	10-9	6-6	49-40	25-24
Vs. teams under .500 on game day	6-2	2-2	23-6	10-5
Vs. teams at .500 on game day	2-0	0-0	11-1	4-0
While UM is in the top 25	4-4	0-2	20-8	12-5
While UM is RV (only)	7-1	2-0	14-4	4-1
Leading at halftime	11-3	2-3	64-12	27-9
Trailing at halftime	6-7	5-5	17-33	9-19
Tied at halftime	1-1	1-0	5-2	3-1
Single overtime			2-6	1-2
Double overtime	1-1	1-1	3-1	2-1
In overtime games (single+double)	1-1	1-1	5-7	3-3
Leading with 2:00 left in regulation	16-2	7-2	76-6	36-3
Trailing with 2:00 left in regulation	2-9	1-6	7-39	3-25
Tied with 2:00 left in regulation			1-1	0-1
UM shoots 50% or better from field	7-0	2-0	27-2	10-2
UM shoots 40-49% from field	9-4	5-4	48-13	26-10
UM shoots under 40% from field	2-7	1-4	9-32	3-17
Opp. shoots 50% or better from field	1-4	0-2	4-13	2-7
Opp. shoots 40-49% from field	9-6	6-5	37-22	19-14
Opp. shoots under 40% from field	9-1	2-1	44-12	18-8
UM shoots 70% or better from the line	12-6	6-5	46-22	20-15
UM shoots less than 70% from the line	5-5	2-3	37-25	19-13
UM makes more 3-point FGs	14-7	5-5	40-20	21-16
UM makes fewer 3-point FGs	2-3	2-2	29-18	14-11
3-point FGs are even	2-1	1-1	6-2	4-2
Four or more Canes in double figures	7-2	4-2	40-8	18-7
Three Canes score in double figures	7-4	3-2	32-20	16-8
Two or less Canes score in double figures	4-5	1-4	12-19	5-14
UM outrebounds opponent	10-1	4-1	54-16	23-11
Opp. outrebounds UM	6-10	4-7	26-31	15-18
Tied in rebounds	2-0		4-0	1-0
UM records 10 or more steals	4-0	1-0	13-3	4-1
UM records 15 or more assists	8-1	3-1	26-1	13-1
UM commits less than 15 turnovers	15-11	6-8	73-40	34-25
UM commits 15 or more turnovers	1-0		9-2	3-4
UM commits less turnovers than opp.	11-5	5-4	49-19	21-10
UM commits more turnovers than opp.	5-4	2-3	29-18	15-13
Tied in turnovers	2-2	1-1	6-9	3-6
UM scores 59 points or less	1-6	1-4	8-25	5-16
UM scores between 60-69 points	6-2	3-1	24-13	12-5
UM scores between 70-79 points	6-2	1-2	35-8	15-7
UM scores between 80-89 points	4-1	2-1	12-1	4-1
UM scores between 90-99 points	1-0	1-0	5-0	3-0
UM scores 100 or more points			0-0	0-0
Playing during the afternoon	3-5	3-4	28-15	15-11
Playing in the evening (5 p.m. or later)	15-6	5-4	55-31	24-18
Games decided by three points or less	3-3	1-3	10-11	5-9
Games decided by four to 10 points	5-4	4-4	25-19	14-14
Games decided by 11-19 points	4-2	2-0	31-13	12-3
Games decided by more than 20 points	6-2	1-1	18-4	8-3

UM SINCE THE ARRIVAL OF JIM LARRAÑAGA IN 2011

- 2013 ACC Regular Season Champions
- 2013 ACC Tournament Champions
- Ranked No. 2/2 - Miami's program high - Feb. 18, 2013
- No. 1 seed at 2013 ACC Tournament
- No. 2 seed in 2013 NCAA Tournament
- Won school record 29 games in 2013
- Won 15 ACC games in 2013
- 14-game win streak (tied 1946-47 & 2001-02) from Jan. 2 - Feb. 19, 2013
- 13-0 start in 2013 conference play, topping school-best nine ACC victories, which was set in 2011-12
- Sophomore Shane Larkin selected No. 18 in the 2013 NBA Draft by Atlanta Hawks, then traded to Dallas Mavericks
- All six seniors from 2013-14 championship season earned academic degree from UM: Garrius Adams, Julian Gamble, Reggie Johnson, Kenny Kadji, Trey McKinney Jones, Durand Scott
- Defeated No. 1 Duke, 90-63, on Jan. 23, 2013 in Coral Gables
- Defeated Duke twice within 12 months, at both Cameron Indoor Stadium and the BankUnited Center
- First team to beat Duke and UNC by 20+ points in the same season since Maryland in '74-75 season
- First team to beat Duke and UNC by 25+ points since the start of ACC play in 1953
- Defeated three teams in The Triangle in the same season: UNC, Duke & NC State
- In 2012-13 defeated three teams in the Top 20 for the first time since joining the ACC - the last time was in 1999-00
- Students camped out for the game vs. Duke more than four hours before tipoff, then did it again for the game vs. Florida State
- Five home sellouts of 7,972 fans vs. Duke, Florida State, North Carolina, Virginia and Clemson
- Set a record for the most games with 1,200 or more students (7)
- Set record student average attendance at 808. The past average attendance was 641 per game
- Set the record for cumulative season student attendance at 12,008. The previous record was 10,269
- Ended Duke's 41-game home winning streak, the longest active streak in Division I
- Snapped Duke's 19-game ACC home game winning streak
- Miami's 90 points scored against Duke are the most points scored by an unranked opponent in a regulation win in Cameron Indoor Stadium since NC State's 96 points on Feb. 23, 1983.
- Dealt Duke its last two regular-season losses by 16-or-more points: 27 (90-63) on Jan. 23, 2013 at Miami, and 16 (90-74) on Jan. 13, 2015 at Duke
- Handed Duke the most lopsided loss (16 points) an unranked visitor has handed to a ranked Blue Devil team in the ACC era
- Miami is the only team in the country to beat Duke three times
- Miami is the only team in the country to play Duke multiple times and have a winning record
- Dealt Duke two of its five overall and three ACC losses by 16-plus points
- Scored 90 points against Duke twice.
- Won at Cameron Indoor Stadium twice.
- Defeated a pair of Top 8 teams in the same season, both on the road: No. 6/7 Florida and No. 4 Duke
- Won two true road games against ranked opponents for the first time since 1998-99: No. 6/7 Florida and No. 4 Duke
- First team to defeated Duke and Syracuse on the road in the same season since the 1983-84 season (UNC).

AWARDS

- 2013 Coach of the Year - Jim Larrañaga
- 2013 Naismith Coach of the Year - Jim Larrañaga
- 2013 ACC Coach of the Year - Jim Larrañaga
- 2013 Henry Iba National Coach of the Year - Jim Larrañaga
- 2013 Adolph Rupp Cup Coach of the Year - Jim Larrañaga
- 2013 ACC Player of the Year (Coaches) - Shane Larkin
- 2013 ACC Defensive Player of the Year - Durand Scott
- Six All-ACC selections: Shane Larkin 1st team, Kenny Kadji 2nd team & 3rd team, Scott H.M. (twice), Rion Brown 3rd team.
- Three All-ACC Defensive Team players: Shane Larkin, Durand Scott, Julian Gamble
- 2012 ACC All-Rookie Team - Shane Larkin
- 2013 ACC All-Academic Team - Raphael Akpejori
- 2013 ACC Tournament MVP - Shane Larkin
- Four ACC All-Tournament team nods: Shane Larkin (1st), Durand Scott (1st), Julian Gamble (2nd), Trey McKinney Jones (2nd)
- Four ACC Player of the Week awards: Reggie Johnson (2012), Durand Scott (2012 & 2013) and Shane Larkin (2013)
- One ACC Rookie of the Week: Shane Larkin (2012)
- NABC Honors Court: Raphael Akpejori
- ACC Academic Honor Roll: Raphael Akpejori, Justin Heller, Donnavan Kirk.

COACH LARRAÑAGA'S MILESTONE VICTORIES

Victory	Date	Opponent	Score	School
50	02/10/88	Miami (Ohio)	65-59	Bowling Green
100	02/23/91	Kent State	84-57	Bowling Green
150	12/22/94	at Ohio State	59-50	Bowling Green
200	12/27/97	Northeastern	66-60	George Mason
250	12/20/00	Coastal Carolina	81-65	George Mason
300	12/02/03	East Carolina	76-65	George Mason
350	01/26/06	William & Mary	81-58	George Mason
400	02/27/08	William & Mary	68-59	George Mason
450	12/08/10	Loyola (Md.)	66-52	George Mason
500	01/05/12	at Georgia Tech	62-49	Miami
550	01/24/15	at Syracuse	66-62	Miami

MIAMI HIGHS		OPPONENT HIGHS		MIAMI LOWS		OPPONENT LOWS	
Points	90, at Duke, 1/13	Points	89, Virginia, 1/3	Points	44, vs. Eastern Kentucky, 12/19	Points	39, Savannah State, 12/8
Points/Half	56 (2nd), at Duke, 1/13	Points/Half	54 (2nd), South Alabama, 11/28	Points/Half	18 (2nd), at Florida State, 2/1	Points/Half	12 (1st), Charleston, 12/30
Field Goals Made	32, vs. Akron, 11/21	Field Goals Made	32, South Alabama, 11/28	Field Goals Made	12, vs. Eastern Kentucky, 12/19	Field Goals Made	15, Savannah State, 12/8
Field Goal Att.	68, vs. Virginia, 1/3	Field Goal Att.	79, South Alabama, 11/28	Field Goal Att.	41 (2x) last vs. Eastern Kentucky, 12/19	Field Goal Att.	41, at Florida State, 2/1
Field Goal Pct.	59.3, vs. Akron, 11/21	Field Goal Pct.	56.8, Georgia Tech, 1/28	Field Goal Pct.	29.3, vs. Eastern Kentucky, 12/19	Field Goal Pct.	28.6, Howard, 11/14
3-Point FG Made	14, at Charlotte, 11/25	3-Point FG Made	14, Eastern Kentucky, 12/19	3-Point FG Made	4, vs. Florida State, 2/25	3-Point FG Made	2 (3x) last Georgia Tech, 1/28
3-Point FG Att.	30, vs. Illinois, 12/2	3-Point FG Att.	30, Illinois, 12/2	3-Point FG Att.	16 (2x) last, vs. Florida State, 2/25	3-Point FG Att.	9, at Florida State, 2/1
Free Throws Made	31, vs. Florida State, 2/25	Free Throws Made	27, Virginia, 1/3	Free Throws Made	5 (3x) last at Louisville, 2/21	Free Throws Made	0, Clemson, 2/8
Free Throw Att.	38, vs. Florida State, 2/25	Free Throw Att.	39, Virginia, 1/3	Free Throw Att.	6, vs. Drexel, 11/20	Free Throw Att.	4 (2x) last NC State, 1/22
Rebounds	44, vs. Illinois, 12/2	Rebounds	46, Green Bay, 12/6	Rebounds	22, at Florida State, 2/1	Rebounds	24 (2x) last Savannah State, 12/8
Assists	21 (2x) last vs. Virginia Tech, 2/18	Assists	19 (2x) last Boston College, 2/16	Assists	8, vs. Louisville, 2/3	Assists	5, Howard, 11/14
Steals	12 (3x) last at Duke, 1/13	Steals	10, Howard, 11/14	Steals	2, vs. Charleston, 12/30	Steals	1 (2x) last NC State, 1/22
Blocks	8, vs. South Alabama, 11/28	Blocks	8, at Louisville, 2/21	Blocks	0 (2x) last at Wake Forest, 2/11	Blocks	0 (2x) last at Wake Forest, 2/11
Turnovers	14, vs. Eastern Kentucky, 12/19	Turnovers	19 (2x) last Savannah State, 12/8	Turnovers	5 (2x) last vs. Boston College, 1/10	Turnovers	6 (2x) last Boston College, 1/10
Bench Points	34, vs. South Alabama, 11/28	Bench Points	30 Florida State, 2/1	Bench Points	5, vs. Florida State, 2/25	Bench Points	0, Louisville, 2/3
Victory Margin	35, vs. Howard, 11/14	Victory Margin	28, Eastern Kentucky, 12/19	Victory Margin	2, at Florida, 11/17	Victory Margin	1, at Florida State, 2/1
MIAMI INDIVIDUAL HIGHS		OPPONENT INDIVIDUAL HIGHS					
Points	31, Sheldon McClellan, at Charlotte, 11/25	Points	35, Xavier Rathan-Mayes, vs. Florida State, 2/25				
Field Goals Made	11, Sheldon McClellan, at Charlotte, 11/25	Field Goals Made	13, Olivier Hanlan, at Boston College, 2/16				
Field Goal Attempts	22, Angel Rodriguez, vs. Virginia, 1/3	Field Goal Attempts	26, Olivier Hanlan, at Boston College, 2/16				
3-Point FG Made	5 (3x) last Davon Reed, vs. Louisville, 2/3	3-Point FG Made	6 (2x), last Xavier Rathan-Mayes, vs. Florida State, 2/25				
3-Point FG Attempts	10 (2x) last Deandre Burnett, vs. Illinois, 12/2	3-Point FG Attempts	12, Olivier Hanlan, at Boston College, 2/16				
Free Throws Made	10 (2x) last Manu Lecomte, at Duke, 1/13	Free Throws Made	11, London Perrantes, Virginia, 1/3				
Free Throw Attempts	12 (2x), last Angel Rodriguez, vs. Florida State, 2/25	Free Throw Attempts	12, London Perrantes, Virginia, 1/3				
Rebounds	17, Tonye Jekiri, vs. Clemson, 2/8	Rebounds	15, Jahlil Okafor, at Duke, 1/13				
Assists	9, Angel Rodriguez, vs. Akron, 11/21	Assists	13, Kris Dunn, Providence, 12/22				
Blocks	5 (2x), Tonye Jekiri, last vs. Clemson, 2/8	Blocks	5, Carson Desrosiers, Providence, 12/22				

THE LAST TIME ...

Player Scored 30 Points

Miami Sheldon McClellan (31), at Charlotte, 11/25/14
Opponent Xavier Rathan-Mayes (35) Florida State, 2/25/15

Player Scored 35 Points

Miami Jack McClinton (35) vs. North Carolina, 3/15/09
Opponent Xavier Rathan-Mayes (35) Florida State, 2/25/15

Player Scored 40 Points

Miami Darius Rice (43) vs. Connecticut, 1/20/03
Opponent Sean Singletary (41), Virginia, 3/1/08

Two Players Scored 20 Points

Miami Angel Rodriguez (24), Manu Lecomte (23), at Duke, 1/13/15
Opponent T.J. Warren (24), Ralston Turner (22), NC State, 3/13/14

Three Players Scored 20 Points

Miami Dwayne Collins (23), Brian Asbury (21), Jack McClinton (20) vs. Virginia Tech, 1/25/09
Opponent Travis Mays (40), Alvin Heggis (22), Lance Blanks (21), Texas, 2/22/89

Five Players Scored in Double Figures

Miami Sheldon McClellan (24), Davon Reed (19), Deandre Burnett (13)
Tonye Jekiri (12), Manu Lecomte (10) at Boston College, 2/16/15
Opponent Olivier Hanlan (32), Patrick Heckman (13), Aaron Brown (10)
Dennis Clifford (10), Will Magarity (10) at Boston College, 2/16/15

Six Players Scored in Double Figures

Miami James Kelly (17), Donnavan Kirk (15), Rion Brown (13), Manu Lecomte (12),
Davon Reed (11), Garrius Adams (10) vs. Texas Southern, 11/14/13

Player Grabbed 15 Rebounds

Miami Tonye Jekiri (15) at Louisville, 2/21/15
Opponent Jahlil Okafor (15), at Duke, 1/13/15

Two Players Grabbed 10 Rebounds

Miami Tonye Jekiri (10), Sheldon McClellan (10), vs. NC State, 1/22/15
Opponent Brice Johnson (11) & J.P. Tokoto (10), North Carolina, 3/2/15

Three Players Grabbed 10 Rebounds

Miami Mark Richardson (11), Eric Brown (10), Joe Wylie (10) vs. FIU, 3/6/89
Opponent Matt Harpring (12), Dion Glover (10), Michael Maddox (10), Georgia Tech, 12/2/7/97

Player Had 10 Assists

Miami Durand Scott (10) vs. North Carolina Central, 11/14/09
Opponent Kris Dunn (13), Providence, 12/22/14

Player Had 10 Blocks

Miami Anthony King (10) vs. Florida Atlantic, 11/29/04
Opponent Jarvis Varnado (10), Mississippi State, 12/13/07

Player Had a Double-Double

Miami Tonye Jekiri (12 pts, 11 rebs), vs. Florida State, 2/25/15
Opponent Montrezl Harrell (21 pts, 14 rebs), Louisville, 2/21/15

Player Had a Triple-Double

Miami Anthony King (11 pts, 10 reb, 13 blks) vs. Florida Atlantic, 11/29/04
Opponent Brendan Haywood (18 pts, 14 reb, 10 blks), North Carolina, 12/4/00

Two Players Had Double-Doubles

Miami Reggie Johnson (22 pts, 11 rebs) & Kenny Kadji (12 pts, 12 rebs), vs. Stetson, 11/9/12
Opponent Brice Johnson (22 pts, 11 rebs) & J.P. Tokoto (10 pts, 10 rebs), North Carolina, 2/28/15

Team Scored 100 Points

Miami 108 vs. Nova Southeastern, 11/16/09
Opponent 105, North Carolina, 1/31/07

Team Scored 50 Points in a Half

Miami 52, (2nd half) vs. Florida State, 2/25/15
Opponent 52, (2nd half) Florida State, 2/25/15

Team Shot 50 Percent in Both Halves

Miami .583 (14-24) / .600 (18-30) vs. Akron, 11/21/14
Opponent .563 (9-16) / .520 (13-25) at Florida State, 2/1/15

Team Shot 60 Percent in a Half

Miami .667 (18-27), second half, at Duke, 1/13/15
Opponent .682 (15-22), first half, vs. Louisville, 2/3/15

Team Shot 70 Percent in a Half

Miami .739 (17-23), first half, at Florida State, 2/13/13

Team Shot 60 Percent in a Game

Miami .638 (30-47), at Florida State, 2/13/13
Opponent .622 (23-37), Clemson, 12/21/08

Team Shot Less Than 30 Percent in a Game

Miami .293 (12-41), vs. Eastern Kentucky, 12/19/14
Opponent .296 (16-54), Charleston, 12/30/14

THE LAST TIME A MIAMI FRESHMAN ...

Scored 26+ Points:	Durand Scott, 29, vs. North Carolina, 3/02/10
Scored 20-25 Points:	Deandre Burnett, 21, vs. Green Bay, 12/6/14
Perfect from Field (5+ att):	Reggie Johnson (RS), 8-of-8, vs. Wake Forest, 3/11/10
Perfect from 3-Point Line:	Shane Larkin, 4-of-4, vs. Purdue, 11/29/11
10+ Rebounds:	Reggie Johnson (RS), 12, vs. Virginia Tech, 03/12/10
10+ Assists:	Durand Scott, 10, vs. North Carolina Central, 11/14/09
5-9 Assists:	Ja'Quan Newton, 5, at Notre Dame, 1/17/15
5+ Steals:	Shane Larkin, 6, vs. North Carolina, 01/10/12
4+ Blocks:	Raphael Akpejiori, 4, McNeese State, 11/24/10
Double-Double:	Julian Gamble (RS), 13 points, 13 rebounds, North Florida, 12/31/08

Miami 74, Eckerd 58
11-06-14**Exhibition**
BankUnited Center

Eckerd Player	tot-fg 3-pt					rebounds									
	fg	fga	fg	fga	fta	of	de	tot	pf	tp	a	to	b	s	min
23 STEVENSON, Jerick	f	6	13	2	6	5	9	0	3	3	4	19	0	3	00 31
40 DARNELL, Ray	f	3	8	0	0	0	0	6	4	10	1	6	2	3	00 30
50 YOUNG, Trevon	c	2	10	0	0	3	4	0	4	4	3	7	0	1	11 25
11 MOODY, E.J.	g	5	0	4	2	4	1	1	2	1	2	4	1	0	1 33
12 ROBERTS, Kendall	g	2	0	1	0	0	0	3	3	4	0	0	0	0	1 21
10 PHILLIPS, Shane	1	2	0	1	0	0	0	0	0	0	3	2	0	2	00 6
15 BENEDUCI, Matt	4	5	3	3	1	2	0	1	1	1	12	1	0	0	0 19
20 INGRAM, Keshawn	0	1	0	1	0	0	0	0	0	0	1	0	1	0	0 4
21 WALSH, Kevin	2	2	2	2	0	0	0	0	0	0	6	0	1	0	0 9
24 CARTER, Altavious	1	3	0	1	0	0	1	2	1	2	1	2	1	0	0 11
32 COBB, Brian	1	1	0	0	0	3	0	3	2	2	1	1	0	0	0 11
TEAM						3	2	5							
Totals		20	52	7	19	11	19	23	22	58	9	13	1	4	200
TOTAL FG%	1st Half:	12-27	44.4%	2nd Half:	8-25	32.0%	Game:	38.5%							
3-Pt. FG%	1st Half:	4-9	44.4%	2nd Half:	3-10	30.0%	Game:	36.8%							
F Throw %	1st Half:	2-5	40.0%	2nd Half:	9-14	64.3%	Game:	57.9%							

Miami Player	tot-fg 3-pt					rebounds									
	fg	fga	fg	fga	fta	of	de	tot	pf	tp	a	to	b	s	min
22 Omar Sherman	f	3	8	1	5	3	4	3	1	4	4	10	1	1	3 0 26
02 Joe Thomas	g	1	1	0	0	2	1	4	5	4	2	1	0	1	0 20
10 Sheldon McClellan	g	7	10	3	5	7	10	1	2	3	1	24	3	3	0 33
13 Angel Rodriguez	g	2	6	0	3	7	9	0	3	3	3	11	6	2	0 5 30
20 Manu Lecomte	g	2	3	1	2	0	0	0	1	1	1	5	3	0	0 19
00 Ja'Quan Newton	2	4	0	0	0	0	1	0	1	2	4	1	1	0	0 15
01 Deandre Burnett	2	5	2	3	2	4	0	3	3	1	8	0	1	0	0 16
12 James Palmer	0	2	0	1	0	0	1	1	0	0	1	0	1	0	0 17
33 Ivan Cruz Uceda	4	6	0	1	2	2	6	8	1	10	0	1	0	1	24
TEAM						1	2	3							
Totals		23	45	7	20	21	31	9	23	32	17	74	16	9	4 200
TOTAL FG%	1st Half:	10-24	41.7%	2nd Half:	13-21	61.9%	Game:	51.1%							
3-Pt. FG%	1st Half:	4-12	33.3%	2nd Half:	3-8	37.5%	Game:	35.0%							
F Throw %	1st Half:	5-6	83.3%	2nd Half:	16-25	64.0%	Game:	67.7%							

Officials: Raymond Styons, Jeff Nichols, Matt Potter

Score by Periods	1st	2nd	Total
Eckerd College	30	28	58
University of Miami	29	45	74

Points in the paint-ECM 22,UM 28. Points off turnovers-ECM 13,UM 19.
2nd chance points-ECM 16,UM 7. Fast break points-ECM 0,UM 13.
Bench points-ECM 24,UM 22. Score tied-6 times. Lead changed-11 times.
Last FG-ECM 2nd-02:41, UM 2nd-00:14.
Largest lead-ECM by 5 1st-05:18, UM by 16 2nd-00:14.
ECM led for 08:28. UM led for 26:27. Game was tied for 04:30.

-/RV Miami 84, Howard 49
11-14-14**Game 1**
BankUnited Center

Howard Player	tot-fg 3-pt					rebounds									
	fg	fga	fg	fga	fta	of	de	tot	pf	tp	a	to	b	s	min
15 COLLINS, Damon	f	4	8	0	0	4	4	3	6	2	12	0	6	0	3 30
33 MILLER, James	f	1	6	0	0	0	0	0	0	3	2	1	0	0	1 18
22 BOYD, Marcel	c	2	3	0	0	0	0	3	1	4	2	4	1	1	0 15
01 CARLTON, James	g	2	10	0	3	0	1	1	4	5	4	1	1	2	0 18
11 DANIEL, James	g	3	15	1	8	3	4	0	2	2	1	10	0	3	0 5 25
00 MINGO, Dalique	0	2	0	2	0	0	0	0	1	2	0	0	0	0	0 9
04 MADISON, Ausar	0	2	0	1	0	0	0	0	0	0	2	0	1	0	1 13
10 HILL, Keon	0	1	0	0	0	0	0	0	0	0	0	0	1	0	0 4
20 MANGHAM, Solomon	0	4	0	2	0	2	1	1	2	1	0	0	1	0	0 7
21 NORWORTHY, Jared	2	3	1	2	2	6	0	3	3	2	7	0	2	0	0 21
25 BOYOMO, Theodore	1	2	0	0	0	0	1	2	3	1	2	0	0	0	0 9
32 STONE, Tyler	3	4	0	0	2	2	1	2	3	3	8	0	0	1	0 14
44 ELLISON, Oliver	0	3	0	0	0	2	2	4	0	0	0	1	0	0	0 17
TEAM						7	2	9							
Totals		18	63	2	18	11	21	20	23	43	22	49	5	17	3 10200
TOTAL FG%	1st Half:	8-34	23.5%	2nd Half:	10-29	34.5%	Game:	28.0%							
3-Pt. FG%	1st Half:	2-10	20.0%	2nd Half:	0-8	0.0%	Game:	11.1%							
F Throw %	1st Half:	3-7	42.9%	2nd Half:	8-14	57.1%	Game:	52.4%							

Miami Player	tot-fg 3-pt					rebounds									
	fg	fga	fg	fga	fta	of	de	tot	pf	tp	a	to	b	s	min
02 Joe Thomas	f	2	2	0	0	0	1	3	2	5	1	4	0	2	2 1 27
23 Tonye Jekiri	c	2	6	0	0	2	2	5	6	11	5	6	1	1	1 26
10 Sheldon McClellan	g	8	12	0	3	3	4	0	4	4	1	19	2	2	0 1 25
13 Angel Rodriguez	g	4	11	3	6	7	1	2	3	0	16	3	2	1	4 26
20 Manu Lecomte	g	5	9	3	6	1	1	1	2	4	14	3	1	0	2 21
00 Ja'Quan Newton	1	2	0	0	0	6	6	0	0	2	8	0	0	0	0 16
01 Deandre Burnett	2	11	3	4	4	4	1	3	4	2	9	1	2	0	0 20
11 Mike Fernandez	1	1	0	0	0	0	0	0	0	0	2	0	0	0	0 2
12 James Palmer	2	5	2	5	0	0	0	2	2	1	6	2	2	1	0 18
22 Omar Sherman	0	0	0	0	0	0	1	4	5	3	0	0	0	0	0 17
35 Chris Stowell	0	0	0	0	0	0	0	0	0	1	0	1	0	0	0 2
TEAM						1	6	7							
Totals		27	59	9	23	21	25	13	30	43	20	84	13	15	12200
TOTAL FG%	1st Half:	15-31	48.4%	2nd Half:	12-28	42.9%	Game:	45.8%							
3-Pt. FG%	1st Half:	5-12	41.7%	2nd Half:	4-11	36.4%	Game:	39.1%							
F Throw %	1st Half:	10-13	76.9%	2nd Half:	11-12	91.7%	Game:	84.0%							

Officials: Bill Covington, Dwayne Gladden, William Humes

Attendance: 4544

Score by Periods	1st	2nd	Total
Howard	21	28	49
Miami	45	39	84

Points in the paint-HOW-M 28,UM 32. Points off turnovers-HOW-M 16,UM 21.
2nd chance points-HOW-M 15,UM 15. Fast break points-HOW-M 10,UM 16.
Bench points-HOW-M 17,UM 25. Score tied-0 times. Lead changed-0 times.
Last FG-HOW-M 2nd-00:01, UM 2nd-01:25.
Largest lead-HOW-M None, UM by 37 2nd-02:29.
HOW-M led for 00:00. UM led for 39:26. Game was tied for 00:34.

-/RV Miami 69, 8/7 Florida 67
11-17-14**Game 2**
O'Connell Center

Miami 2-0 Player	tot-fg 3-pt					rebounds									
	fg	fga	fg	fga	fta	of	de	tot	pf	tp	a	to	b	s	min
02 Joe Thomas	f	0	0	0	0	0	0	0	0	0	0	0	0	0	0 10
23 Tonye Jekiri	c	2	4	0	0	4	4	3	5	8	4	8	1	2	3 1 28
10 Sheldon McClellan	g	4	10	0	1	1	3	2	5	7	1	9	5	1	0 0 39
13 Angel Rodriguez	g	7	14	5	8	5	7	0	2	2	0	24	3	3	0 3 36
20 Manu Lecomte	g	1	3	1	3	0	0	0	1	1	4	3	1	3	0 0 22
00 Ja'Quan Newton	2	3	0	0	1	2	0	0	1	1	0	5	3	1	0 0 12
01 Deandre Burnett	1	2	0	1	0	0	0	0	0	0	2	0	0	0	0 6
12 James Palmer	4	9	2	3	0	0	0	0	0	2	10	0	3	0	0 27
22 Omar Sherman	3	4	1	2	1	1	0	4	4	1	8	1	0	1	0 20
TEAM						2	2	4							
Totals		24	49	9	18	12	17	7	20	27	12	69	14	13	4 200
TOTAL FG%	1st Half:	9-26	34.6%	2nd Half:	15-23	65.2%	Game:	49.0%							
3-Pt. FG%	1st Half:	2-8	25.0%	2nd Half:	7-10	70.0%	Game:	50.0%							
F Throw %	1st Half:	1-1	100%	2nd Half:	11-16	68.8%	Game:	70.6%							

Florida	Player	tot-fg 3-pt					rebounds									
		fg	fga	fg	fga	fta	of	de	tot	pf	tp	a	to	b	s	min
30	Kurtz, Jacob	f	3	6	0	0	0	0	3	5	8	4	6	2	2	0 0 36
21	Horford, Jon	c	5	9	3	6	4	4	0	7	7	2	17	0	2	3 1 31
00	Hill, Kasey	g	1	9	0	1	0	0	0	1	1	2	3	2	8	2 0 1 33
01	Carter, Eli	g	8	9	0	4	2	2	0	1	1	5	21	2	3	0 1 29
20	Frazier, Michael	g	6	11	1	2	0	0	0	2	2	0	13	1	1	1 2 36
03	Robinson, Devin	1	3	1	3	1	2	0	0	1	1	2	4	1	2	1 2 16
11	Chiozza, Chris	2	3	0	1	0	1	0	0	0	0	1	4	1	1	0 1 19
14	Edwards, Lexx	0	0	0	0	0	0	0	0	0	0	1	0	0	0	0 0+
	TEAM								1	2	3					
	Totals		26	50	8	17	7	9	5	19	24	18	67	15	13	5 8 200

17/20 Miami 77, Charlotte 74 **Game 6**
11-25-14 **Halton Arena, Charlotte, N.C.**

Miami 6-0		tot-fg 3-pt					rebounds										
Player	f	g	a	fg	fga	ft	fta	of	de	tot	p	f	tp	a	b	s	min
02 Joe Thomas	f	0	0	0	0	0	0	0	0	0	1	0	0	0	1	0	13
23 Tonye Jekiri	c	2	3	0	0	2	5	8	13	5	4	1	1	1	1	0	32
10 Sheldon McClellan	g	11	17	5	7	4	4	1	10	11	1	31	3	3	0	2	34
13 Angel Rodriguez	g	5	12	4	7	0	1	0	2	2	3	14	6	2	0	1	37
20 Manu Lecomte	g	7	13	4	5	0	0	1	0	1	1	18	1	2	0	1	36
00 Ja'Quan Newton	0	1	0	0	0	0	0	0	0	0	2	0	0	0	0	0	7
12 James Palmer	1	4	0	2	1	2	0	2	2	2	3	0	2	1	0	2	21
22 Omar Sherman	3	7	1	2	0	0	1	4	5	2	7	1	0	0	0	2	20
TEAM									1	1							
Total		29	57	14	23	5	9	8	27	35	17	77	12	11	2	4	200
TOTAL FG%	1st Half: 15-34	44.1%					2nd Half: 14-23	60.9%					Game: 50.9%				
3-Pt. FG%	1st Half: 7-14	50.0%					2nd Half: 7-9	77.8%					Game: 60.9%				
F Throw %	1st Half: 1-2	50.0%					2nd Half: 4-7	57.1%					Game: 55.6%				

Charlotte 3-2		tot-fg 3-pt						rebounds											
	Player	f	g	a	fg	fga	ft	fta	of	de	tot	p	f	tp	a	b	s	min	
21	CLAYTON, Willie	c	4	6	0	0	3	6	2	3	5	1	11	0	2	0	1	25	
12	THORNE JR, Mike	c	8	11	0	0	3	3	2	5	0	17	0	0	0	0	0	27	
01	OGBUEZE, Brax	g	4	9	3	7	2	3	0	0	0	2	13	2	2	0	0	28	
14	WILLIAMS, Terr	g	2	4	0	2	0	0	0	4	4	3	4	3	0	0	0	28	
15	HENRY, Pierria	g	1	10	0	6	2	2	3	8	11	4	4	9	2	1	0	36	
02	DORN, Torin	7	12	1	3	2	5	1	2	3	0	17	2	2	0	3	26		
05	WOODS, Keyshawn	3	6	2	3	0	0	0	1	1	1	8	1	0	0	0	19		
11	BENKOVIC, Ivan	0	0	0	0	0	0	0	0	0	0	0	0	0	0	0	0	6	
20	BLAKLEY, Cameron	0	1	0	1	0	0	0	2	2	0	0	0	0	0	1	0	5	
TEAM																			
Totals			29	59	6	22	10	19	9	22	31	11	74	17	8	2	4	200	

Officials: Bryan Kersey, Karl Hess, Bill Covington Jr.
Technical fouls: Miami-None. Charlotte-None.
Attendance: 7163

Score by Periods	1st	2nd	Total
Miami	38	39	77
Charlotte	37	37	74

Points in the paint-UM 24,CHA 44. Points off turnovers-UM 10,CHA 10.
2nd chance points-UM 9,CHA 12. Fast break points-UM 6,CHA 10.
Bench points-UM 10,CHA 25. Score tied-0 times. Lead changed-3 times.
Last FG-UM 2nd-05:20, CHA 2nd-01:04.
Largest lead-UM by 13 2nd-05:20, CHA by 9 1st-07:36.
UM led for 21:50. CHA led for 17:54. Game was tied for 00:15.

17/20 Miami 87, South Alabama 75 **Game 7**
11-28-14 **BankUnited Center**

So. Alabama 1-3		tot-fg 3-pt					rebounds															
Player		f	g	a	fg	fga	ft	fta	of	de	tot	p	f	tp	a	b	s	min				
10	Boyanov, Georgi	f	3	4	1	2	1	2	3	6	2	8	0	1	0	1	0	22				
24	Ferguson, Dione	f	5	14	0	0	2	3	9	5	14	2	12	1	1	0	0	24				
01	Williams, Ken	g	7	19	2	9	0	0	1	3	4	0	16	2	0	1	4	31				
04	Stevens, Barrington	g	6	12	0	2	0	0	0	3	3	4	12	5	2	0	0	36				
22	Brown, John	g	1	5	0	0	0	0	1	0	1	1	2	3	1	0	2	22				
02	Johnson, Taishau	5	10	13	2	3	0	0	2	2	5	13	0	0	0	0	0	20				
05	Lewis, Abdul	4	9	0	1	2	6	3	4	7	2	10	0	1	0	0	0	22				
20	Whittingham, Tafari	1	5	0	1	0	0	0	1	0	1	2	0	0	0	1	0	9				
32	Karaszia, Austin	0	0	0	0	0	0	0	0	0	0	2	0	0	0	0	0	4				
33	Andjusic, Luka	0	1	0	0	0	0	0	1	1	0	0	0	0	0	0	0	10				
TEAM									4	4												
Totals			32	79	4	18	7	14	22	21	43	19	75	11	6	2	7	200				
TOTAL FG%		1st Half: 10-32	31.3%					2nd Half: 22-47					46.8%					Game: 40.5%				
3-Pt. FG%		1st Half: 0-9	0.0%					2nd Half: 4-9					44.4%					Game: 22.2%				
FThrow %		1st Half: 1-6	16.7%					2nd Half: 6-8					75.0%					Game: 50.0%				

Miami 7-0		tot-fg 3-pt					rebounds					a to b s min							
Player		f	g	a	fg	fga	ft	fta	of	de	tot	p	f	tp	a	b	s	min	
02	Joe Thomas	f	1	1	0	0	2	1	1	2	1	2	1	0	0	0	13		
23	Tonye Jekiri	c	4	7	0	0	5	6	2	6	8	3	13	8	2	5	0	30	
10	Sheldon McClellan	g	6	6	1	1	4	0	2	2	1	17	2	1	0	0	28		
13	Angel Rodriguez	g	2	7	1	2	2	0	3	3	1	7	1	3	0	2	24		
20	Manu Lecomte	g	3	6	2	3	6	1	2	3	1	14	5	0	0	1	28		
00	Ja'Quan Newton	2	3	0	0	1	2	0	1	1	5	0	1	0	0	1	17		
01	Deandre Burnett	4	9	2	4	0	0	1	1	2	0	10	0	0	1	0	16		
12	James Palmer	3	7	0	3	0	1	2	2	4	0	6	3	0	1	0	23		
22	Omar Sherman	6	11	1	3	0	0	1	6	7	3	13	1	2	1	0	20		
TEAM										3	3								
Totals			31	57	7	16		18	23	5	27	35	11	87	21	9	8	3	200
TOTAL FG%		1st Half:	18-30 60.0%					2nd Half:	13-27 48.1%					Game: 54.4%					
3-Pt. FG%		1st Half:	4-7 57.1%					2nd Half:	3-9 33.3%					Game: 43.8%					
FThrow %		1st Half:	3-5 60.0%					2nd Half:	15-18 83.3%					Game: 78.3%					

Officials: Sean Casady, Waly Rutecki, Brian Shey
Technical fouls: USA-Johnson, Taishau. Miami-None.
Attendance: 4267

Score by Periods	1st	2nd	Total
USA	21	54	75
Miami	43	44	87

Points in the paint-USA 40,UM 40. Points off turnovers-USA 6,UM 7.
2nd chance points-USA 13,UM 12. Fast break points-USA 6,UM 3.
Bench points-USA 25,UM 34. Score tied-0 times. Lead changed-0 times.
Last FG-USA 2nd-00:30, UM 2nd-02:02.
Largest lead-USA None, UM by 24 1st-04:24.
USA led for 00:00. UM led for 39:10. Game was tied for 00:50.

Green Bay 68, No. 15 Miami 55 **Game 10**
12-06-14 **BankUnited Center**

Green Bay 6-2		tot-fg 3-pt					rebounds											
Player		f	g	a	fg	fga	ft	fta	of	de	tot	p	f	tp	a	b	s	min
04	FOUSE, Jordan	*	1	1	0	0	1	2	2	6	8	3	3	3	1	2	3	34
12	LOVE, Carrington	*	6	11	1	3	7	8	2	7	9	3	20	3	5	2	4	36
15	MAYES, Greg	*	5	12	0	2	0	1	1	2	2	10	1	3	0	1	34	34
24	SYKES, Keifer	*	5	15	1	6	7	8	0	7	7	0	18	2	2	0	1	36
45	LOWE, Kenneth	*	4	7	0	0	0	0	1	2	3	4	8	2	1	0	0	20
02	BOTZ, Turner	*	0	2	0	0	0	0	0	0	0	0	0	0	0	0	0	3
03	SMALL, Khalil	*	0	1	0	0	0	0	1	1	2	1	0	1	0	0	0	7
23	FRANCIS, Daeshon	0	1	0	0	0	0	1	1	2	1	0	0	0	0	0	0	11
34	MCKINNIE, Alfonso	2	5	1	1	0	2	1	5	6	5	0	0	0	0	0	0	12
50	UWADIAE, Henry	2	2	0	0	0	1	2	1	3	1	4	0	1	1	0	7	7
TEAM									2	2	4							
Totals			25	57	3	14	15	23	13	33	46	20	68	12	13	5	9	200
TOTAL FG%		1st Half: 11-34 32.4%	2nd Half: 14-23 60.9%					Game: 43.9%										
3-Pt. FG%		1st Half: 2-10 20.0%	2nd Half: 1-4 25.0%					Game: 21.4%										
F Throw %		1st Half: 1-5 20.0%	2nd Half: 14-18 77.8%					Game: 65.2%										

Providence 76, RV/RV Miami 62
12-22-14 Barclays Center, Brooklyn, N.Y.

Game 12

Miami 9-3		tot-fg		3-pt		rebounds										
Player	fg	fga	fg	fga	ft	fta	of	de	tot	pf	tp	a	to	b	min	
22 Omar Sherman	f	3	7	0	3	0	2	1	1	2	1	6	0	0	0	19
23 Tonye Jekiri	c	4	7	0	0	4	4	3	7	10	2	12	2	3	0	35
10 Sheldon McClellan	g	6	15	2	8	3	3	2	2	4	3	17	1	2	0	38
13 Angel Rodriguez	g	6	15	3	7	4	4	0	2	2	3	19	4	3	0	38
20 Manu Lecomte	g	0	5	0	4	0	0	0	0	0	1	0	1	1	0	15
00 Ja'Quan Newton	1	2	0	0	1	1	0	0	0	0	3	1	1	0	1	9
01 Deandre Burnett	1	4	0	2	1	4	2	3	5	1	3	0	1	0	0	18
02 Joe Thomas	1	1	0	0	0	1	1	2	0	2	1	0	0	0	0	10
05 Davon Reed	0	3	0	3	0	0	0	2	2	3	0	2	0	1	0	10
12 James Palmer	0	0	0	0	0	0	0	0	0	3	0	2	1	0	0	8
TEAM								2	2	4						
Totals		22	59	5	27	13	18	11	20	31	17	62	14	12	1	200
TOTAL FG%	1st Half: 12-23	36.4%		2nd Half: 10-26	38.5%										Game: 37.3%	
3-Pt. FG%	1st Half: 1-3	33.3%		2nd Half: 4-14	28.6%										Game: 18.5%	
F Throw %	1st Half: 8-8	100%		2nd Half: 5-10	50.0%										Game: 72.2%	

Providence 10-3		tot-fg		3-pt		rebounds											
Player		fg	fga	fg	fga	ft	fta	of	de	tot	pf	tp	a	to	b	min	
00	BENTIL, Ben	f	2	3	1	1	0	4	4	2	5	2	0	0	0	24	
23	HENTON, LaDontae	f	10	19	2	5	3	5	5	3	25	0	2	0	1	39	
33	DESROSIERS, Carson	c	4	6	0	0	4	6	4	7	3	12	2	0	5	30	
03	DUNN, Kris	g	6	8	0	1	3	3	0	5	5	2	15	5	3	37	
21	LINDESEY, Jalen	g	1	3	1	3	0	1	1	0	3	0	1	0	0	15	
13	CHUKWU, Paschal	0	0	0	0	0	0	2	2	0	0	1	0	0	0	4	
24	CARTWRIGHT, Kyron	1	4	0	2	1	1	0	0	2	3	0	2	0	1	19	
25	HARRIS, Tyler	5	10	0	0	3	3	1	2	3	13	1	1	0	1	29	
32	LOMOMBA, Junior	0	0	0	0	0	0	0	0	0	0	0	0	0	0	3	
TEAM								2		6		8					
Totals		29 53		4 12		14 18		6 29		35 17		62 15		7 200			
TOTAL FG%		1st Half: 14-27 51.9%					2nd Half: 15-26 57.7%					Game: 54.7%					
3-Pt. FG%		1st Half: 1-7 14.3%					2nd Half: 3-5 60.0%					Game: 33.3%					
F Throw %		1st Half: 4-6 66.7%					2nd Half: 10-12 83.3%					Game: 77.8%					

Officials: Mike Roberts, Clarence Armstrong, Tim Clougherty

Technical fouls: Miami-None. Providence-None.

Attendance: 6519

Score by Periods	1st	2nd	Total
Miami	33	29	62
Providence	33	43	76

Points in the paint-UM 28,PC 48. Points off turnovers-UM 13,PC 13.

2nd chance points-UM 9,PC 9. Fast break points-UM 6,PC 20.

Bench points-UM 8,PC 16. Score tied-2 times. Lead changed-6 times.

Last FG-UM 2nd-01:45, PC 2nd-01:01.

Largest lead-UM by 1 1st-18:44, PC by 17 2nd-04:42.

UM led for 02:18. PC led for 36:57. Game was tied for 00:45.

Miami 67, College of Charleston 40
12-30-14 BankUnited Center

Game 13

Charleston, 5-8		tot-fg		3-pt		rebounds										
Player		fg	fga	fg	fga	ft	fta	of	de	tot	pf	tp	a	to	b	
00 Gilmore, Donovan	*	0	0	0	0	0	0	0	3	3	1	0	0	0	0	
01 Baru, Adjeji	*	1	5	0	0	0	0	0	2	2	4	2	0	2	1	
13 Chealey, Joe	*	3	14	0	4	2	4	1	3	4	4	8	3	2	1	
22 Stitt, Anthony	*	3	10	1	4	0	0	0	4	4	2	7	0	4	0	
24 Barry, Canyon	*	0	4	0	1	0	0	1	6	7	2	0	3	0	0	
05 Pierre, Jr., Glen	2	5	0	0	2	2	1	2	2	6	0	1	0	1	1	
10 Branim, Pat	0	2	0	2	0	0	0	0	0	3	0	0	0	0	0	
11 Bailey, Evan	0	0	0	0	0	0	0	1	1	0	0	0	0	0	0	
12 Johnson, Cameron	3	7	1	2	0	0	1	2	3	1	7	1	2	0	0	
15 O'Donohue, Terrance	0	2	0	1	0	0	1	0	1	3	0	0	0	0	0	
33 Wishon, David	4	5	0	0	2	3	2	3	5	3	10	0	2	1	0	
TEAM								4	2	6						
Totals		16	54	2	14	6	9	11	27	38	25	40	7	14	3	
TOTAL FG%	1st Half: 6-27 22.2%			2nd Half: 10-27 37.0%												
3-Pt. FG%	1st Half: 0-6 0.0%			2nd Half: 2-8 25.0%												
F Throw %	1st Half: 0-0 0.0%			2nd Half: 6-9 66.7%												

Miami 10-3		tot-fg		3-pt		rebounds										
Player		fg	fga	fg	fga	ft	fta	of	de	tot	pf	tp	a	to	b	min
02 Joe Thomas	*	0	2	0	0	0	0	2	2	0	0	0	0	0	0	12
10 Sheldon McClellan	*	4	7	1	1	2	3	1	1	2	11	0	0	0	0	25
13 Angel Rodriguez	*	5	9	2	5	3	6	1	4	5	2	15	3	3	0	23
20 Manu Lecomte	*	2	7	1	3	0	0	0	3	3	1	5	2	1	0	12
23 Tonye Jekiri	*	4	6	0	0	2	0	8	8	4	8	1	2	1	0	22
00 Ja'Quan Newton		1	1	0	0	4	7	0	0	0	1	6	0	0	0	12
01 Deandre Burnett		1	6	1	5	4	6	0	4	4	1	7	4	0	0	18
05 Davon Reed		2	2	0	0	1	1	2	3	5	1	5	4	0	0	20
11 Mike Fernandez		0	0	0	0	0	0	0	0	0	0	0	0	0	0	2
12 James Palmer		2	5	1	3	0	2	0	2	0	5	3	0	1	0	25
22 Omar Sherman		2	5	1	3	0	0	1	1	2	4	5	1	1	0	21
35 Chris Stowell		0	1	0	0	0	0	0	0	0	0	0	0	0	0	2
TEAM								3	3	6						
Totals		23	51	7	20	14	27	10	29	39	15	67	18	7	2	200
1st Half: 12-28 42.9%																
2nd Half: 11-23 47.8%																
3-Pt. FG% 1st Half: 2-11 18.2%																
2nd Half: 5-9 55.6%																
F Throw % 1st Half: 6-12 50.0%																
2nd Half: 8-15 53.3%																

Officials: Brian Dorsey, Tim Ebersole, Earl Watson

Attendance: 4705

Score by Periods	1st	2nd	Total
Co. of Charleston	12	28	40
Miami	32	35	67

Points in the paint-COFC 22,UM 30. Points off turnovers-COFC 2,UM 13.

2nd chance points-COFC 12,UM 11. Fast break points-COFC 0,UM 4.

Bench points-COFC 23,UM 28. Score tied-0 times. Lead changed-0 times.

Last FG-COFC 2nd-00:32, UM 2nd-04:33.

Largest lead-COFC None, UM by 34 2nd-07:43.

COFC led for 00:00. UM led for 39:35. Game was tied for 00:25.

Miami 60, Boston College 56
1-10-15 BankUnited Center

Game 15

BC 7-0, 0-3		tot-fg		3-pt		rebounds									
Player		c	g	fg	fga	ft	fta	of	de	tp	pf	a	to	b	min
24 Clifford,Dennis	c	2	7	0	0	2	3	2	4	2	6	0	0	0	23
01 Batten,Dimitri	g	3	7	1	3	0	0	1	2	3	7	1	0	0	23
21 Hanlan,Olivier	g	7	18	4	8	1	3	0	4	4	3	19	4	1	00
22 Brown,Aaron	g	2	6	1	4	0	2	7	7	0	5	4	1	0	36
33 Heckmann,Pat	g	0	1	0	1	0	0	2	2	1	0	0	2	0	14
00 Owens,Garland	2	2	2	0	0	0	0	2	2	2	4	0	0	0	16
04 Odio,Eddie	4	7	3	5	2	2	6	6	6	2	13	2	0	1	28
10 Perpiplia,Steve	0	0	0	0	0	0	0	0	0	0	2	0	0	1	0
11 Magarity,Will	1	4	0	1	0	0	2	3	5	2	2	0	1	1	0
23 Dragicevich,Alex	0	0	0	0	0	0	0	0	0	0	1	0	0	0	3
TEAM								1	1						
Totals		21	52	9	22	5	10	5	29	34	17	56	11	6	3
TOTAL FG%		1st Half: 9-27 33.3%				2nd Half: 12-25 48.0%				Game: 40.4%					
3-Pt. FG%		1st Half: 3-11 27.3%				2nd Half: 6-11 54.5%				Game: 40.9%					
F Throw %		1st Half: 0-0 0.0%				2nd Half: 5-10 50.0%				Game: 50.0%					

RV/RV Miami 65, NC State 60
1-22-15 BankUnited Center

NC State 13-7, 4-3		tot-fg 3-pt		rebounds									
Player		fg	fga	fga	fta	fta	of	de	tot	pf	tp	a	to b s min
00 Abu, Abdul-Malik	*	9	14	0	1	1	2	3	5	1	19	0	0 0 0 30
01 Lacey, Trevor	*	4	13	2	7	0	0	5	5	1	10	2	1 0 1 35
12 Barber, Anthony	*	3	4	0	0	0	0	3	3	4	6	6	5 0 0 30
22 Turner, Ralston	*	3	12	3	8	0	0	2	3	5	3	9	1 0 0 34
32 Washington, Kyle*	4	9	0	0	0	0	1	0	1	4	8	1	0 1 0 16
10 Freeman, Lennard	0	3	0	0	0	0	2	4	0	0	0	0	0 0 0 12
14 Martin, Caleb	0	0	0	0	0	0	0	0	0	1	0	0	0 0 0 5
15 Martin, Cody	2	2	2	0	0	1	0	1	1	5	4	2	1 0 0 19
21 Anya, Beeljay	1	3	0	0	2	2	1	4	5	2	4	0	3 1 0 20
TEAM													
Totals		26	60	5	15	3	4	9	24	33	21	60	12 10 2 1 200
TOTAL FG%	1st Half: 15-30 50.0%	2nd Half: 11-30 36.7%		Game: 43.3%									
3-Pt. FG%	1st Half: 3-7 42.9%	2nd Half: 2-8 25.0%		Game: 33.3%									
F Throw %	1st Half: 0-1 0.0%	2nd Half: 3-3 100%		Game: 75.0%									

Miami 13-5, 3-2		tot-fg 3-pt		rebounds									
Player		fg	fga	fga	fta	fta	of	de	tot	pf	tp	a	to b s min
05 Davon Reed	*	4	6	2	3	0	0	1	1	2	10	2	0 0 1 31
10 Sheldon McClellan	*	4	8	1	3	7	2	8	10	0	16	3	0 0 0 32
13 Angel Rodriguez	*	2	8	2	5	8	10	0	0	2	14	6	3 1 1 30
22 Omar Sherman	*	4	10	2	5	0	0	1	2	2	10	2	0 3 0 32
23 Tonye Jekiri	*	2	3	0	0	2	2	1	9	10	3	6	0 1 1 34
00 Ja'Quan Newton	0	2	0	0	0	0	0	0	0	0	1	0	0 0 0 5
12 James Palmer	2	3	2	3	1	2	0	0	0	0	7	0	1 0 0 12
20 Manu Lecomte	0	3	0	1	0	0	0	0	0	0	0	1	1 0 1 12
33 Ivan CruzUceda	1	4	0	3	0	0	2	2	0	2	0	3	0 0 0 12
TEAM													
Totals		19	47	9	23	18	21	5	26	31	10	65	15 9 5 3 200
TOTAL FG%	1st Half: 8-25 32.0%	2nd Half: 11-22 50.0%		Game: 40.4%									
3-Pt. FG%	1st Half: 6-14 42.9%	2nd Half: 3-9 33.3%		Game: 39.1%									
F Throw %	1st Half: 4-4 100%	2nd Half: 14-17 82.4%		Game: 85.7%									

Officials: Sean Hull, Bryan Kersey, Terry Wymer

Technical fouls: NC State-None. Miami-None.

Attendance: 6556

Score by Periods

NC State 33 27 60

Miami 26 39 65

NC STATE 15 C.MARTIN FOULED OUT 1:32 2ND HALF

Points in the paint-ST 30,UM 18. Points off turnovers-ST 6,UM 11.

2nd chance points-ST 4,UM 2. Fast break points-ST 4,UM 9.

Bench points-ST 8,UM 9. Score tied-4 times. Lead changed-5 times.

Last FG-ST 2nd-00:23, UM 2nd-03:23.

Largest lead-ST by 7 1st-01:29, UM by 9 2nd-04:39.

ST led for 06:00. UM led for 30:39. Game was tied for 03:20.

RV/RV Miami, 66 Syracuse 62
1-24-15 Carrier Dome

Miami (14-5) (4-2)		tot-fg 3-pt		rebounds									
Player		fg	fga	fga	fta	fta	of	de	tot	pf	tp	a	to b s min
22 Omar Sherman	f	3	6	2	3	0	0	0	0	4	8	2	0 0 1 24
23 Tonye Jekiri	c	5	10	0	0	3	6	9	15	4	13	1	2 3 0 36
05 Davon Reed	c	4	5	3	4	0	0	2	2	2	11	1	1 0 0 26
10 Sheldon McClellan	g	3	9	0	4	1	2	0	5	5	1	7	1 1 0 2 27
13 Angel Rodriguez	g	2	11	2	9	6	9	0	0	0	4	12	2 0 4 32
00 Ja'Quan Newton	1	2	1	2	0	0	0	0	0	0	3	0	0 0 0 9
12 James Palmer	1	3	0	2	0	0	1	1	1	2	1	1	0 0 0 12
20 Manu Lecomte	3	8	1	3	0	0	0	1	1	7	2	0	0 0 0 15
33 Ivan CruzUceda	1	2	1	2	0	0	0	5	5	2	3	1	1 0 0 19
TEAM													
Totals		23	56	10	29	10	14	7	25	32	19	66	17 8 3 7 200
TOTAL FG%	1st Half: 11-25 44.0%	2nd Half: 12-31 38.7%		Game: 41.1%									
3-Pt. FG%	1st Half: 4-12 33.3%	2nd Half: 6-17 35.3%		Game: 34.5%									
F Throw %	1st Half: 0-0 0.0%	2nd Half: 10-14 71.4%		Game: 71.4%									

Syracuse (14-6) (5-2)		tot-fg 3-pt		rebounds									
Player		fg	fga	fga	fta	fta	of	de	tot	pf	tp	a	to b s min
00 Michael Gbinije	f	3	8	1	4	2	6	0	3	3	5	9	3 2 0 0 40-
21 Tyler Roberson	f	5	11	0	0	0	3	11	14	0	10	4	0 1 2 40
25 Rakeem Christmas	c	9	17	0	0	5	11	3	5	8	1	23	1 5 2 0 40
10 Trevor Cooney	g	5	11	3	9	1	2	4	5	2	14	4	0 3 0 40
14 Kaleb Joseph	g	1	4	1	1	0	0	1	1	2	3	2	2 0 0 21
04 Ron Patterson	g	1	3	1	2	0	0	0	1	1	3	3	2 0 0 1 19
TEAM													
Totals		24	54	6	16	8	19	10	30	40	13	62	16 13 3 6 200
TOTAL FG%	1st Half: 11-30 36.7%	2nd Half: 13-24 54.2%		Game: 44.4%									
3-Pt. FG%	1st Half: 3-7 42.9%	2nd Half: 3-9 33.3%		Game: 37.5%									
F Throw %	1st Half: 1-4 25.0%	2nd Half: 7-15 46.7%		Game: 42.1%									

Officials: Michael Stephens, Tim Clougherty, John Gaffney

Technical fouls: Miami-None. Syracuse-None.

Attendance: 30677

Score by Periods

Miami 26 40 66

Syracuse 26 36 62

Points in the paint-UM 20,SU 30. Points off turnovers-UM 13,SU 8.

2nd chance points-UM 13,SU 8. Fast break points-UM 4,SU 7.

Bench points-UM 15,SU 3. Score tied-2 times. Lead changed-1 time.

Last FG-UM 2nd-00:18, SU 2nd-00:17.

Largest lead-UM by 12 2nd-13:13, SU by 1 1st-18:55.

UM led for 37:04. SU led for 00:34. Game was tied for 01:49.

Georgia Tech 70, 23 Miami 50
1-28-15 BankUnited Center

GT 10-10, 1-7 ACC		tot-fg 3-pt		rebounds									
Player		fg	fga	fga	fta	fta	of	de	tot	pf	tp	a	to b s min
03 Georges-Hunt, M f	1	10	12	0	1	4	6	2	4	6	1	24	3 3 1 3 36
13 Sampson, Robert f	1	3	1	1	4	0	1	4	5	2	7	0	0 0 1 23
04 Cox, Demarco c	4	6	0	0	2	2	0	7	7	2	10	0	0 0 0 29
02 Bolden, Chris g	6	11	1	4	0	0	0	4	4	1	13	2	3 0 1 33
10 Jorgenson, Travis g	1	2	0	1	4	4	0	3	3	2	6	3	3 0 2 24
00 Mitchell, Charles	2	5	0	0	0	0	0	1	1	1	4	0	1 0 0 14
05 Heyward, Corey	0	2	0	2	0	0	0	2	2	3	0	0	0 0 0 18
11 Heath, Josh	1	2	0	0	4	6	0	2	2	1	6	2	0 1 0 17
12 Stephens, Quinton	0	1	0	1	0	0	0	0	0	2	0	0	0 0 0 4
32 Doyle, Brooks	0	0	0	0	0	0	0	0	0	0	0	0	0 0 0 1
44 Lammers, Ben	0	0	0	0	0	0	0	1	1	0	0	0	0 0 0 1
TEAM													
Totals		25	44	2	10	18	22	3	29	32	15	70	10 10 2 7 200
TOTAL FG%	1st Half: 12-21 57.1%	2nd Half: 13-23 56.5%		Game: 56.8%									
3-Pt. FG%	1st Half: 2-4 50.0%	2nd Half: 0-6 0.0%		Game: 20.0%									
F Throw %	1st Half: 8-10 80.0%	2nd Half: 10-12 83.3%		Game: 81.8%									

Miami 14-6, 4-3 ACC		tot-fg 3-pt				rebounds										
Player		f	g	fga	fta	fta	of	de	tot	pf	tp	a	to	b	s	min
22 Omar Sherman	f	0	5	0	4	0	0	1	2	3	1	0	0	1	0	18
23 Tonye Jekiri	c	5	6	0	0	3	4	4	5	9	3	13	0	1	0	28
05 Davon Reed	g	2	3	2	2	0	0	4	4	3	0	6	0	1	1	30
10 Sheldon McClellan	g	2	7	0	2	2	2	0	0	0	1	6	0	1	0	30
13 Angel Rodriguez	g	0	8	0	5	0	0	0	1	1	2	0	5	4	0	15
00 Ja'Quan Newton	1	1	0	0	1	2	0	0	0	3	3	0	1	0	0	7
01 Deandre Burnett	1	6	1	4	0	0	0	0	0	1	3	0	1	0	0	8
02 Joe Thomas	1	1	0	0	0	1	2	0	2	2	2	1	0	0	0	8
12 James Palmer	3	6	0	2	0	0	0	2	2	1	6	0	0	0	0	19
20 Manu Lecomte	2	6	2	3	0	0	0	0	1	6	2	1	0	0	0	21
33 Ivan CruzUceda	2	6	1	4	0	0	1	3	4	0	5	1	0	0	0	16
TEAM							2	2	4			1				

Wake Forest 72, Miami 70

Game 24

2-11-15

Joel Coliseum

Miami 15-9, 5-6		tot-fg 3-pt		rebounds									
Player		fg	fga	fga	fta	fta	of	de	tot	pf	tp	a	b s min
23 Tonye Jekiri	c	3	4	0	0	0	0	3	3	5	6	0	0 0 1 21
00 Ja'Quan Newton	g	2	4	1	1	0	0	0	0	1	5	2	1 0 0 15
05 Davon Reed	g	6	13	2	8	3	4	0	4	3	17	0	0 0 5 36
10 Sheldon McClellan	g	4	9	1	4	2	4	2	6	8	11	5	1 0 0 36
13 Angel Rodriguez	g	3	8	1	4	8	10	1	2	3	4	15	2 3 0 0 26
02 Joe Thomas	g	0	0	0	0	0	0	0	0	0	1	0	0 0 0 2
12 James Palmer	g	2	4	0	1	2	2	1	2	3	1	6	1 0 0 0 14
20 Manu Lecomte	g	1	2	1	2	0	0	1	1	1	3	2	2 0 2 26
22 Omar Sherman	g	2	5	1	4	0	0	0	3	3	2	5	2 1 0 0 20
33 Ivan CruzUceda	g	1	4	0	2	0	0	1	2	3	0	2	0 0 0 0 4
TEAM									1	1			
Totals		24	53	7	26	15	20	6	23	29	19	70	14 8 0 8 200
TOTAL FG%	1st Half: 13-27 48.1%			2nd Half: 11-26 42.3%									
3-Pt. FG%	1st Half: 5-14 35.7%			2nd Half: 2-12 16.7%									
F Throw %	1st Half: 2-4 50.0%			2nd Half: 1-2 50.0%									

Wake Forest 12-13, 4-8		tot-fg 3-pt		rebounds									
Player		fg	fga	fga	fta	fta	of	de	tot	pf	tp	a	b s min
02 Thomas, Devin	f	5	10	0	0	3	4	1	4	5	3	13	1 6 0 1 30
33 Rountree, Aaron	f	1	2	0	0	0	1	1	2	1	2	3	0 0 0 19
44 Mitoglou, Dinos	f	6	11	6	7	3	5	4	4	8	3	21	0 1 0 1 30
00 Miller, McIntyre	g	3	9	1	3	1	2	0	6	6	1	8	7 1 0 1 29
10 Wilbekin, Mitchell	g	3	8	2	6	1	2	0	2	2	0	9	3 1 0 1 31
01 Jones, Madison	g	0	1	0	0	0	1	3	4	0	1	4	2 0 0 16
11 McClinton, Greg	g	1	3	0	1	0	0	1	0	1	1	2	0 1 0 0 15
13 Leonard, Darius	g	6	9	2	4	0	2	5	7	2	14	0	1 0 0 14
25 Hudson, Cornelius	g	1	2	1	2	0	0	1	1	1	3	0	1 0 0 14
31 Washington, Andre	g	0	1	0	0	0	0	0	0	1	1	0	0 0 0 2
TEAM									1	1			
Totals		26	56	12	23	8	15	13	24	37	14	72	18 14 0 4 200
TOTAL FG%	1st Half: 15-28 53.6%			2nd Half: 11-28 39.3%									
3-Pt. FG%	1st Half: 11-18 61.1%			2nd Half: 1-5 20.0%									
F Throw %	1st Half: 1-3 33.3%			2nd Half: 7-12 58.3%									

Officials: Tim Nestor, Raymond Styons, Brian Dorsey Attendance: 9918

Score by Periods	1st	2nd	Total
Miami	33	37	70
Wake Forest	42	30	72

Points in the paint-UM 34, WF 26. Points off turnovers-UM 17, WF 8.
2nd chance points-UM 11, WF 11. Fast break points-UM 4, WF 2.
Bench points-UM 16, WF 19. Score tied 4 times. Lead changed 8 times.
Last FG-UM 2nd-01:55, WF 2nd-01:31.
Largest lead-UM by 4 2nd-03:20, WF by 12 1st-14:55.
UM led for 05:56, WF led for 32:51. Game was tied for 01:13.

Miami 89, Boston College 86

Game 25

2-15-15

Conte Forum

Miami 16-9, 6-6		tot-fg 3-pt		rebounds									
Player		fg	fga	fga	fta	fta	of	de	tot	pf	tp	a	b s min
23 Tonye Jekiri	c	2	9	0	0	8	10	5	10	15	4	12	0 4 4 1 47
05 Davon Reed	g	6	10	3	4	4	6	0	6	4	19	3	1 0 1 45
10 Sheldon McClellan	g	8	15	4	7	4	4	0	4	2	24	3	0 0 0 48
12 James Palmer	g	0	4	0	3	2	0	3	3	2	0	1	1 1 1 24
13 Angel Rodriguez	g	2	6	0	1	2	2	1	0	1	5	6	3 0 1 26
00 Ja'Quan Newton	g	0	1	0	0	0	0	0	0	0	0	0	0 0 0 2
01 Deandre Burnett	g	3	5	2	4	5	7	1	2	3	1	13	1 2 0 1 18
02 Joe Thomas	g	0	1	0	0	0	0	1	1	0	0	0	0 0 0 5
20 Manu Lecomte	g	2	5	1	4	5	6	0	2	2	3	10	1 0 0 0 31
22 Omar Sherman	g	1	1	1	1	0	0	0	0	1	3	0	0 0 0 4
TEAM									1	2			
Totals		24	57	11	24	30	37	8	29	37	23	89	14 11 5 5 249
TOTAL FG%	1st Half: 9-25 36.0%			2nd Half: 10-20 50.0%									
3-Pt. FG%	1st Half: 4-10 40.0%			2nd Half: 6-10 60.0%									
F Throw %	1st Half: 6-8 75.0%			2nd Half: 12-14 85.7%									

BC 9-15, 1-11		tot-fg 3-pt		rebounds									
Player		fg	fga	fga	fta	fta	of	de	tot	pf	tp	a	b s min
22 Brown, Aaron	f	2	9	0	4	6	8	0	3	3	4	10	4 1 0 1 43
01 Batten, Dimitri	g	2	7	0	1	3	4	1	2	3	4	7	3 3 0 1 30
21 Hanlan, Olivier	g	13	26	5	12	1	2	1	7	8	2	32	4 1 0 3 49
24 Clifford, Dennis	g	3	7	0	0	4	5	0	4	4	10	1	1 1 0 28
33 Heckmann, Patrick	g	4	7	1	2	4	4	4	8	5	13	6	3 3 0 0 47
00 Owens, Garland	g	2	3	0	0	0	0	1	2	2	4	1	0 0 0 26
04 Odio, Eddie	g	0	0	0	0	0	0	0	0	0	0	0	0 0 0 4
10 Perpiglia, Steve	g	0	0	0	0	0	0	0	0	0	0	0	0 0 0 1
20 Manu Lecomte	g	4	7	2	5	0	1	0	3	3	2	10	0 1 0 0 18
11 Gagarney, Will	g	1	0	0	0	0	0	0	0	0	0	0	0 0 0 2
13 Cainarity, John	g	0	0	0	0	0	0	0	0	0	0	0	0 0 0 2
23 Dragicevich, Alex	g	0	0	0	0	0	0	0	0	0	0	0	0 0 0 2
TEAM									3	2	5	1	
Totals		30	66	8	24	18	24	10	26	36	27	86	19 11 4 5 249
TOTAL FG%	1st Half: 10-26 38.5%			2nd Half: 12-22 54.5%									
3-Pt. FG%	1st Half: 5-13 38.5%			2nd Half: 2-7 28.6%									
F Throw %	1st Half: 5-7 71.4%			2nd Half: 10-13 76.9%									

Officials: Louie Andrakakos, John Gaffney, Clarence Armstrong

Technical fouls: Miami-None. Boston College-None.

Attendance: 3813

Score by Periods	1st	2nd	OT	OT2	Total
Miami	28	38	10	13	89
Boston College	30	36	10	10	86

Points in the paint-UM 24, BC 40. Points off turnovers-UM 9, BC 16.
2nd chance points-UM 4, BC 8. Fast break points-UM 0, BC 4.
Bench points-UM 26, BC 14. Score tied 15 times. Lead changed 15 times.
Last FG-UM OT2-02:27, BC OT2-00:06.
Largest lead-UM by 6 1st-16:19, BC by 7 2nd-08:27.
UM led for 16:42, BC led for 21:57. Game was tied for 11:00.

No. 12 Louisville 55, Miami 53

Game 27

2-21-15

KFC Yum! Center

Miami 17-10, 7-7		tot-fg 3-pt		rebounds									
Player		fg	fga	fga	fta	fta	of	de	tot	pf	tp	a	b s min
22 Omar Sherman	f	3	7	1	4	0	1	1	2	7	0	1	1 1 0 20
23 Tonye Jekiri	c	6	12	0	0	1	3	6	9	15	3	13	1 0 0 0 34
05 Davon Reed	g	0	2	0	1	0	0	0	2	2	3	0	1 0 0 18
10 Sheldon McClellan	g	7	13	3	6	0	1	3	4	1	17	2	0 0 1 37
13 Angel Rodriguez	g	1	12	1	5	2	2	3	4	3	5	4	4 0 1 38
01 Deandre Burnett	g	3	4	1	1	2	2	0	0	1	9	0	2 0 0 16
02 Joe Thomas	g	0	0	0	0	0	0	1	0	1	0	0	0 0 0 5
12 James Palmer	g	0	0	0	0	0	0	0	0	0	0	0	0 0 0 3
20 Manu Lecomte	g	1	2	0	0	0	1	0	1	0	2	0	4 0 0 9
33 Ivan CruzUceda	g	0	4	0	2	0	1	4	5	1	0	1	1 0 1 20
TEAM									1	1			
Totals		21	56	6	19	5	7	12	22	34	15	53	9 13 2 4 200
TOTAL FG%	1st Half: 12-29 41.4%			2nd Half: 9-27 33.3%									
3-Pt. FG%	1st Half: 4-9 44.4%			2nd Half: 2-10 20.0%									
F Throw %	1st Half: 1-2 50.0%			2nd Half: 4-5 80.0%									

Louisville 21-6, 9-5		tot-fg 3-pt		rebounds									
Player		fg	fga	fga	fta	fta	of	de	tot	pf	tp	a	b s min
24 HARRELL, Montrezl	f	7	13	1	6	10	6	8	14	3	21	1	3 3 3 40
25 BLACKSHEAR, Wayne	f	3	8	1	3	4	2	1	3	2	10	2	1 2 0 31
32 ONUAKU, Chinanu	c	0	0	0	0	1	2	5	3	8	3	1	1 0 2 1 26
00 ROZIER, Terry	g	3	15	0	4	0	1	6	7	1	6	2	2 0 3 39



HEAD COACH JIM LARRAÑAGA

Fourth Season | Providence, 1971

Hometown: The Bronx, N.Y. | Head Coach: American International, 1977-79 | Bowling Green, 1986-97 | George Mason, 1997-2011 | Miami, 2011-present

LARRAÑAGA'S CAREER

Head Coach

2011-pres. Miami
1997-2011 George Mason
1986-97 Bowling Green
1977-79 American International

Assistant

1979-86 Virginia
1971-76 Davidson

Player / Coach

1977 Geronimo Basketball Club (Belgium)

EDUCATION

Providence College, 1971, B.A. Economics
Archbishop Malloy High School, 1967

NCAA APPEARANCES

1999 - George Mason
2001 - George Mason
2006 - George Mason (Final Four)
2008 - George Mason
2011 - George Mason
2013 - Miami (Sweet 16)

NIT APPEARANCES

1990 - Bowling Green
1991 - Bowling Green
1997 - Bowling Green
2002 - George Mason
2004 - George Mason
2009 - George Mason
2012 - Miami

PLAYING CAREER

Geronimo Basketball Club (Belgium) 1976-77
Providence College, 1967-71
Archbishop Molloy, 1963-67

MISCELLANEOUS

AP, Naismith, Henry Iba Coach of the Year, 2013
ACC Coach of the Year, 2013
Clair Bee Coach of the Year, 2006
CAA Coach of the Year, 2011, 1999

PERSONAL

Born: Oct. 2, 1949 Hometown: The Bronx, N.Y.
Wife: Liz Sons: Jay and Jon

route to three conference titles (1999, 2001, 2008). A two-time CAA Coach of the Year honoree, Larrañaga earned the accolade in 2011, leading the Patriots to a 27-7 overall record and 16-2 conference mark en route to the CAA regular-season title and their fifth NCAA Tournament appearance under his leadership. Seeded a program-best eighth in the NCAA Tournament, George Mason rallied from a double-digit deficit to defeat ninth-seeded Villanova, 61-57, before falling to overall No. 1 seed Ohio State in the third round. In 2006, Larrañaga became the first coach at a mid-major school to take his team to the Final Four in 27 years and earned an at-large berth for a CAA team for the first time in 20 years. Along the way, he led Mason to a school record in wins, the school's first national ranking, George Mason's first appearance in the Top 10 and the school's first wins over Top 10 teams.

With 29 years of head coaching experience, the native of The Bronx, N.Y., previously served as the head coach at Bowling Green for 11 seasons (1986-1997) and at Division II American International for two seasons (1977-79). His first coaching opportunity came at Davidson College, where he served as an assistant coach to Terry Holland. Davidson captured three Southern Conference regular-season championships and an NIT berth in his five years there, and he compiled a 47-12 record doubling as the freshman team coach. In 1976, he left Davidson and spent one season as player-coach for the Geronimo Basketball Club in Belgium. A 1971 graduate of Providence College with a degree in economics, Larrañaga was a four-year letterman for the Friars. As the team captain in his senior season, he led Providence to a 20-8 record and an NIT appearance. He graduated as the school's fifth all-time leading scorer with 1,258 points and was selected in the sixth round of the draft by the Detroit Pistons of the National Basketball Association. He was the team's top scorer as a sophomore and junior and was named New England's Division I Sophomore of the Year in 1969. He was inducted into the Providence College Hall of Fame in 1991.

Larrañaga, 65, and his wife, Liz, have two sons - Jay, who played for his father at Bowling Green and is an assistant coach with the Boston Celtics, and Jon, who was a member of his father's George Mason teams from 1999-2003 - and four grandchildren.

Jim Larrañaga was named the 12th head coach of the University of Miami men's basketball program on April 22, 2011.

After leading UM to the 2013 NCAA Sweet 16, and winning the school's first ACC regular season and tournament championships, Larrañaga was honored as the, Naismith, USBWA Henry Iba and ACC Coach of the Year. The Bronx native helped Miami to a No. 2 national ranking by both the and USA TODAY, and a No. 2 seed in the NCAA tournament. He is the 10th coach in the last 10 years to lead two top-10 programs, as Miami was No. 2 on Feb. 18, 2013, and George Mason was No. 8 in the final Top 25 poll in 2006.

Larrañaga directed the Canes to a 27-point win over No. 1 Duke and three other 20+ point wins over ACC opponents that season, including North Carolina (+26), Florida State (+24) and Boston College (+22). UM's 29 overall and 15 ACC wins in 2012-13 were program-bests, as was the 14-game winning streak and 13-0 start in conference play. Other program firsts include defeating all three teams in the North Carolina Triangle in the same season, beating a trio of teams in the Top 20 since joining the ACC and hosting five home sellouts at the BankUnited Center.

Individually, Coach L saw Shane Larkin earn the ACC Player of the Year and Lute Olson National Player of the Year awards, as well as All-American status and finalist nods for the Bob Cousy, John Wooden and James Naismith player of the year honors before declaring early for the 2013 NBA Draft. Larkin was also the ACC Tournament MVP, on the All-ACC Defensive team and a defensive All-American. Durand Scott was the ACC Defensive Player of the Year, three players - Larkin, Scott and Kenny Kadji - were listed on all-conference teams and four were on the ACC All-Tournament Team - Larkin, Scott, Julian Gamble and Trey McKinney Jones. All six seniors on the Sweet 16 team earned academic degrees from the University of Miami and one player was listed on the All-ACC Academic Team.

Larrañaga came to Miami after serving as the head coach at George Mason for 14 seasons. He guided that program to five NCAA Tournament appearances (1999, 2001, 2006, 2008, 2011) - including an unprecedented run to the 2006 Final Four that captured the nation's attention, defeating Michigan State, North Carolina, Wichita State and UConn along the way. Following that run, he was selected the 2006 Clair Bee Coach of the Year. Larrañaga built the GMU Patriots' program into a perennial contender in the highly-regarded Colonial Athletic Association, winning more games (273) than any other coach in program and conference history en

LARRAÑAGA'S CAREER RECORDS

School	Years	Overall	Conference
American International	1977-1979	27-26	none
Bowling Green	1986-1997	170-144	101-85
George Mason	1997-2011	273-164	165-79
Miami	2011-pres.	84-47	39-29
Overall	31	554-381	305-193

COACH JIM LARRAÑAGA AT A GLANCE

2013 Coach of the Year	2013 Naismith Coach of the Year
2006 Clair Bee Coach of the Year	2013 Henry Iba Coach of the Year
2013 ACC Coach of the Year	2013 Adolph Rupp Cup Coach of the Year
2013 NABC All-District II Coach	2013 USBWA District IV Coach of the Year
2001 & 1999 CAA Coach of the Year	Six NCAA tournament appearances
1999 CAA Coach of the Year	2013, 2011, 2008, 2006, 2001, 1999
1997 MAC Coach of the Year	Seven postseason NIT appearances
Eight 20-win seasons	2012, '09, '04, '02, '97, '91, '90

Coached Shane Larkin - ACC Player of the Year, ACC Tournament MVP, USBWA All-District, Sporting News All-American, finalist for Cousy, Naismith & Wooden awards, All-ACC First Team and All-ACC Defensive Team
Coached Durand Scott - ACC Defensive Player of the Year, ACC Tournament First Team, All-ACC Third Team

Coached George Evans, who was a three-time CAA Player of the Year, the CAA Rookie of the Year, a three-time CAA Defensive Player of the Year and on the CAA All-Defensive Team three times.

Six All-Atlantic Coast Conference selections
Four ACC All-Tournament team selections
Three coaches and two media ACC All-Defensive Team selections

28 All-Colonial Athletic Conference selections

Three All-America players

Nine CAA All-Defensive Team selections

Eight CAA All-Rookie Team selections

Three Dean Ehlers Award winners - given to the CAA player who best meets the criteria of academic achievement, leadership and community service.

12 All-MAC Conference selections

Coached Antonio Daniels - MAC Player of the Year and MAC Freshman of the Year

Two MAC Freshman of the Year selections

Four MAC All-Freshman Team selections

LARRAÑAGA YEAR-BY-YEAR

Year	School	Overall W-L	Conference W-L	Finish	Post-Season
1977-78	American International	14-13			
1978-79	American International	13-13			
1986-87	Bowling Green	15-14	10-6	3	
1987-88	Bowling Green	12-16	7-9	t-5	
1988-89	Bowling Green	13-15	6-10	t-6	
1989-90	Bowling Green	18-11	9-7	t-3	NIT 0-1
1990-91	Bowling Green	17-13	9-7	t-4	NIT 0-1
1991-92	Bowling Green	14-15	8-8	5	
1992-93	Bowling Green	11-16	8-10	t-6	
1993-94	Bowling Green	18-10	12-6	t-2	
1994-95	Bowling Green	16-11	10-8	t-5	
1995-96	Bowling Green	14-13	9-9	t-6	
1996-97	Bowling Green	22-10	13-5	t-1	NIT 0-1
1997-98	George Mason	9-18	6-10	6	
1998-99	George Mason	19-11	13-3	1	NCAA 0-1
1999-00	George Mason	19-11	12-4	t-1	
2000-01	George Mason	18-12	11-5	3	NCAA 0-1
2001-02	George Mason	19-10	13-5	2	NIT 0-1
2002-03	George Mason	16-12	11-7	4	
2003-04	George Mason	23-10	12-6	3	NIT 2-1
2004-05	George Mason	16-13	10-8	6	
2005-06	George Mason	27-8	15-3	t-1	NCAA 4-1
2006-07	George Mason	18-15	9-9	5	
2007-08	George Mason	23-11	12-6	2	NCAA 0-1
2008-09	George Mason	22-11	13-5	2	NIT 0-1
2009-10	George Mason	17-15	12-6	4	CIT 0-1
2010-11	George Mason	27-7	16-2	1	NCAA 1-1
2011-12	Miami	20-13	9-7	t-4	NIT 1-1
2012-13	Miami	29-7	15-3	1	NCAA 2-1
2013-14	Miami	17-16	7-11	10	
2014-15	Miami	18-11	8-8		
Overall		554-381	305-193		10-14

NON-CONFERENCE GAMES (10-3)

#	Player	gp-gs	min	avg	Total		3-Point		F-Throw		Rebounds				pf	dq	a	to	blk	stl	pts	avg
					fg-fga	fg%	3fg-fga	3fg%	ft-fa	ft%	off	def	tot	avg								
10	Sheldon McClellan	13-13	416	32.0	77-140	.550	18-44	.409	32-41	.780	15	56	71	5.5	26	0	29	21	0	12	204	15.7
13	Angel Rodriguez	13-13	398	30.6	52-144	.361	29-74	.392	44-59	.746	6	33	39	3.0	28	1	54	34	7	30	177	13.6
20	Manu Lecomte	13-13	363	27.9	47-97	.485	26-59	.441	13-15	.867	7	16	23	1.8	22	0	25	16	0	7	133	10.2
01	Deandre Burnett	9-0	172	19.1	28-77	.364	13-42	.310	15-22	.682	8	25	33	3.7	6	0	5	7	2	6	84	9.3
23	Tonye Jekiri	13-13	371	28.5	37-72	.514	0-0	.000	22-29	.759	35	86	121	9.3	41	2	25	20	23	5	96	7.4
22	Omar Sherman	13-1	223	17.2	29-65	.446	9-29	.310	8-11	.727	12	32	44	3.4	22	0	6	4	8	2	75	5.8
12	James Palmer	13-0	220	16.9	23-51	.451	11-28	.393	1-5	.200	5	12	17	1.3	11	0	13	16	5	3	58	4.5
00	Ja'Quan Newton	13-0	159	12.2	12-27	.444	0-1	.000	21-31	.677	2	8	10	0.8	11	0	15	10	1	5	45	3.5
05	Davon Reed	5-0	68	13.6	3-11	.273	1-6	.167	5-5	1.000	4	8	12	2.4	9	0	7	4	1	3	12	2.4
02	Joe Thomas	13-12	202	15.5	9-18	.500	0-0	.000	3-12	.250	16	24	40	3.1	12	0	6	5	3	5	21	1.6
11	Mike Fernandez	2-0	4	2.0	1-1	1.000	0-0	.000	0-0	.000	0	0	0	0.0	0	0	0	0	0	0	2	1.0
35	Chris Stowell	2-0	4	2.0	0-1	.000	0-0	.000	0-0	.000	0	0	0	0.0	1	0	1	0	0	0	0	0.0
Team											21	29	50					4				
Total.....		13	2600		318-704	.452	107-283	.378	164-230	.713	131	329	460	35.4	189	3	186	141	50	78	907	69.8
Opponents.....		13	2600		301-751	.401	76-244	.311	98-162	.605	158	299	457	35.2	227	4	146	157	40	72	776	59.7

CURRENT CANES VS. PITTSBURGH

JEKIRI	Date	GS	Min	FG	FGA	Pct	3FG	FGA	Pct	FT	FTA	Pct	Off	Def	Tot	Avg	PF	FO	A	TO	Blk	Stl	Pts
PITTSBURGH	02-05-14	*	20	1	3	.333	0	0	.000	1	2	.500	3	1	4	4.7	4	0	0	0	0	2	3
LECOMTE	Date	GS	Min	FG	FGA	Pct	3FG	FGA	Pct	FT	FTA	Pct	Off	Def	Tot	Avg	PF	FO	A	TO	Blk	Stl	Pts
PITTSBURGH	02-05-14	*	35	2	7	.286	0	3	.000	4	6	.667	3	2	5	2.1	3	0	2	3	0	0	8
REED	Date	GS	Min	FG	FGA	Pct	3FG	FGA	Pct	FT	FTA	Pct	Off	Def	Tot	Avg	PF	FO	A	TO	Blk	Stl	Pts
PITTSBURGH	02-05-14	*	22	1	9	.111	1	3	.333	1	2	.500	0	3	3	2.0	2	0	1	1	0	1	4

OVERTIME GAMES (34-43)

Date	Opponent	W/L	Score
12/29/48	Princeton	L (OT)	55-62
1/12/51	Tampa	L (OT)	75-77
2/6/51	La Salle	W (OT)	77-75
2/13/54	at Fla Southern	W (OT)	77-70
12/30/58	Miami (Ohio)	L (OT)	87-89
1/2/60	South Carolina	W (OT)	107-106
1/13/60	at Jacksonville	W (OT)	78-70
1/4/61	Miami (Ohio)	W (OT)	102-100
1/13/61	at Jacksonville	W (OT)	93-84
1/6/62	Oklahoma City	L (OT)	113-118
11/30/62	Florida	W (OT)	91-87
1/12/62	at Florida State	L (OT)	74-77
12/14/63	at Nevada	W (OT)	81-78
12/28/63	vs. Syracuse	L (OT)	85-86
2/15/64	at Loyola (N.O.)	W (OT)	97-90
12/28/65	Louisville	L (OT)	84-85
2/1/69	Morehead State	W (OT)	92-91
3/1/69	Florida State	L (OT)	86-89
2/13/70	at Pepperdine	L (OT)	90-93
2/19/71	vs. Oklahoma City	L (OT)	91-94
1/29/71	at Fla Southern	L (OT)	95-96
1/18/86	Arizona	L (OT)	74-81
12/29/86	vs. Yale	W (OT)	78-75
1/24/87	Marquette	W (OT)	91-89
1/31/87	at San Diego St	W (OT)	83-82
2/1/88	vs. Marist	W (OT)	79-76
2/4/88	Monmouth	L (OT)	62-64
1/3/89	at Rutgers	W (OT)	99-94
2/6/89	South Florida	W (OT)	106-104
1/1/90	at George Mason	W (OT)	101-91
1/18/90	Florida State	W (OT)	101-97
12/19/90	at SMU	L (OT)	88-93
12/27/90	vs. Miami (Ohio)	L (OT)	99-101
2/11/91	Memphis State	L (OT)	82-83
3/4/92	Seton Hall	L (OT)	82-90
2/25/95	at Boston College	W (OT)	77-71
2/28/95	Pittsburgh	W (OT)	76-68
12/23/95	Clemson	L (OT)	52-66
2/20/96	at St. John's	W (OT)	96-91
1/18/97	Georgetown	W (OT)	68-65
3/5/97	vs. St. John's	W (OT)	76-68

Date	Opponent	W/L	Score
1/20/99	Connecticut	L (OT)	68-70
3/5/00	St. John's	W (OT)	74-70
1/15/02	Pittsburgh	W (OT)	76-69
1/19/02	Providence	W (OT)	102-96
3/7/02	vs. Georgetown	W (OT)	84-76
12/3/02	at Florida Atlantic	L (OT)	73-74
12/21/02	vs. Florida	L (OT)	93-94
1/4/03	North Carolina	W (OT)	64-61
1/11/03	at Connecticut	L (OT)	80-83
2/8/03	Villanova	L (OT)	67-72
1/10/04	Pittsburgh	L (OT)	80-84
1/31/04	Georgetown	L (OT)	80-87
2/4/04	at Rutgers	L (OT)	70-72
2/11/04	Boston College	L (OT)	72-74
11/27/04	vs. Xavier	L (OT)	70-83
2/6/05	Maryland	W (OT)	75-73
1/29/06	at Florida State	W (OT)	84-78
2/8/06	NC State	L (OT)	77-86
2/28/07	at Clemson	L (OT)	70-74
3/3/07	Florida State	L (OT)	90-98
3/9/07	vs. Boston College	L (OT)	71-74
1/19/08	at NC State	L (OT)	77-79
3/8/08	at Florida State	L (OT)	72-75
1/25/09	Virginia Tech	L (OT)	83-88
1/27/09	at NC State	L (OT)	81-84
2/7/09	at Duke	L (OT)	75-78
2/5/11	vs. Virginia	W (OT)	70-68
3/10/11	vs. Virginia	W (OT)	69-62
11/25/11	at Ole Miss	L (OT)	61-64
12/17/11	vs. FAU	W (OT)	93-90
2/1/12	Maryland	W (OT)	90-86
2/5/12	at Duke	W (OT)	78-74
12/25/12	vs. Indiana State	L (OT)	55-57
11/08/13	St. Francis NY	L (OT)	62-66
11/11/13	Georgia Southern	W (OT)	81-80
11/28/13	vs. George Washington	L (OT)	63-71
12/08/13	Virginia Tech	L (OT)	60-61
02/05/14	Pittsburgh	L (OT)	55-59
1/3/15	Virginia	L (OT)	80-89
2/15/15	at Boston College	W (OT)	89-86


THE LAST TIME OUT VS. PITT

Recap: Miami held ACC opponent Pitt to 33 percent shooting from the floor, but came up short in OT against the nation's 25/22 ranked team, 59-55. Lamar Patterson scored 25 points to help Pittsburgh end a two-game losing streak. Cameron Wright added 12 points and Talib Zanna had 10 for Pittsburgh (19-4, 7-3 Atlantic Coast Conference). Rion Brown had 21 points for Miami (11-11, 2-7). Patterson made one of two free throws with 10.6 seconds left to give the Panthers a 57-55 lead. Brown's pass as he drove toward the basket was intercepted by Patterson, who made two free throws to seal the victory. Patterson made a layup with 13.1 seconds left in regulation to give Pittsburgh a one-point lead, but Manu Lecomte of Miami made the second of two free throws with 7 seconds left to tie the game at 46.

Noteworthy: Starting 5: Manu Lecomte, Davon Reed, Garrius Adams, Donnavan Kirk, Tonye Jekiri. Miami's first points came on a Garrius Adams fast break at the 17:40 mark of the first half. Erik Swoope recorded two or more blocks for the second-straight game, pushing his season total to 8. Donnavan Kirk recorded a block for the fourth straight game and pushed his season total to 44. Rion Brown scored in double-figures (21) for the fourth straight game and 17th time this season. Garrius Adams scored in double-figures (10) for the third straight game and 11th time this season. Miami limited Pitt to 33 percent shooting from the field, their third lowest percentage of the season and second lowest in ACC play.

MIAMI VS. PITT (16-18)

Home: 10-7	Away: 5-10
Neutral: 1-1	Under Coach L: 0-1
Since rebirth in 1985: 9-14	
12/26/47	W 43-40 (a)
12/21/48	W 58-52 (h)
12/22/48	L 80-48 (h)
1/18/51	L 81-56 (a)
2/9/55	L 78-72 (h)
12/12/58	L 69-65 (a)
12/28/62	W 86-85 (h)
12/5/64	W 85-71 (a)
1/6/68	W 100-84 (h)
12/27/68	W 72-70 (h)
12/5/69	W 85-67 (a)
1/29/92	L 82-52 (a)
2/4/92	L 77-55 (h)
3/12/92	W 83-71 (n)
1/6/93	L 85-78 (h)
1/23/93	L 86-84 (h)
1/12/94	L 83-55 (a)
2/1/94	L 80-71 (h)
2/18/95	L 67-61 (a)
2/25/95 (OT)	W 76-68 (h)
1/20/96	W 66-57 (h)
1/8/97	L 76-72 (a)
2/5/97	W 78-63 (h)
1/3/98	W 73-65 (a)
1/30/99	L 60-54 (a)
2/23/99	W 85-52 (h)
2/1/00	W 64-60 (h)
2/31/00	W 74-66 (a)
1/8/01	L 62-51 (a)
3/7/01	L 78-69 (a)
1/15/02 (OT)	W 76-69 (h)
3/8/02	L 76-71 (n)
1/10/04 (2OT)	L 84-80 (h)
2/5/14 (OT)	L 59-55 (h)



DEANDRE BURNETT

Redshirt Freshman | Guard | 6-2 | 195

1

Miami, Fla. | Carol City HS

"There's basketball terminology to describe Deandre to a tee — two words: Bucket getter. He gets buckets. He just knows how to score." — Coach L

- Name is Deandre, but goes by Dre.
- Scorer's DNA.
- Attack mentality off the dribble.
- A pure scorer who can fill it up from deep, knock down medium range jumpers, drive to the basket, hit floaters, and also finish in transition.
- Loves the gym and working on his game; wants to be a great player.
- Throws his body into gaps and creates contact. Crafty and strong.
- Possesses an array of shots — layup, floater, pull up jumper, 3-pointer.
- Max bench: 315, up 85 pounds since his arrival. 185 Bench: 20x.
- Took advantage of redshirt year, and made both himself and others better.
- 2012 Parade All-American.
- In 2013-14 scored 16 points in 22 minutes in the exhibition game, then injured wrist before regular season opener, forcing redshirt season.
- In Spain in August 2014, was the team's second-leading scorer at 14.3 ppg in four contests.
- As a high school senior, averaged 37 ppg, 5 apg and 6 rpg.
- Dropped 25 points and dished 11 assists against Hialeah, when Coach L was watching in the stands.
- Notched 45 points three times in his final prep season.
- Brother Dalvin Cook is a freshman football player at Florida State.
- Favorites: Food: Chicken Ramen Noodles. Pro athlete: Dwyane Wade. Cuban dish: Rice and beans. Quote: Only the strong survive. Ice cream: Vanilla.
- Best advice received: Never give up. Why UM: To stay close to my family in Miami. Started playing basketball: Ninth grade. Dream job: Basketball analyst. Favorite UM athlete: Sean Taylor.

High School: A 2012 *Parade All-American*, one of only two players from the state of Florida and one of five Atlantic Coast Conference recruits to earn the honor ... Third in the nation in scoring as a high school senior ... As a senior, averaged 37 ppg, 5 apg, and 6 rpg ... Notched 45 points three times in his final prep season ... Recorded 25 points and 11 assists in first game Coach L saw him play ... Class AA Player of the Year ... All-state ... First team Miami-Dade County ... As a junior, averaged 28 ppg ... Played for Barry Robinson at Carol City High School ... Earned varsity letters all four years ... On academic honor roll ... Played final year at Massanutten Military Academy in Virginia.

Personal: Name is Deandre, but goes by Dre ... Born Deandre Jammal Burnett on January 29, 1994 in Miami ... Son of Varondria Burnett and James Cook ... Brother to Dalvin, James, Daneisha, Jamiya, and Jameisha ... Brother Dalvin Cook is a freshman football player at Florida State ... Grew up a Canes fan ... Also recruited by South Carolina, Ole Miss, Marshall, Virginia, and La Salle ... Majoring in sports administration ... Played AAU for Team U ... Larrañaga's third signee from the state of Florida, joining former Hurricane Shane Larkin (Dr. Phillips) and current junior Tonye Jekiri (Champaign).

Burnett Season Highs**Points**

Season: 21, vs. Green Bay, 12/6/14
ACC: 13, at Boston College, 2/16/15

Rebounds

Season: 8, vs. Illinois, 12/2/14
ACC: 3, at Boston College, 2/16/15

Assists

Season: 4, vs. Charleston, 12/30/14
ACC: 2 (2x) last vs. Virginia Tech, 2/18/15

Steals

Season: 2 (2x) last vs. Eastern Ky., 12/19/14
ACC: 1, at Boston College, 2/16/15

Blocked Shots

Season: 1 (3x) last vs. Boston College, 1/10/15
ACC: 1, vs. Boston College, 1/10/15

Field Goals

Season: 8, vs. Green Bay, 12/6/14
ACC: 5, vs. Virginia, 01/03/15

Field Goal Attempts

Season: 16 (2x) last vs. Green Bay, 12/6/14
ACC: 9, vs. Virginia, 01/03/15

Free Throws

Season: 5, at Boston College, 2/16/15
ACC: 5, at Boston College, 2/16/15

Free Throw Attempts

Season: 7, at Boston College, 2/16/15
ACC: 7, at Boston College, 2/16/15

3-Point Field Goals

Season: 3 (3x) last vs. Eastern Ky., 12/19/14
ACC: 2 (2x) last at Boston College, 2/16/15

3-Point Field Goal Attempts

Season: 10, vs. Illinois, 12/2/14
ACC: 5, vs. Virginia, 01/03/15

Minutes

Season: 33, vs. Virginia, 01/03/15
ACC: 33, vs. Virginia, 01/03/15

BURNETT CAREER STATISTICS

Season	GP	GS	Min.	Avg.	FG	FGA	Pct.	3-Point FG	3-Point FGA	3-Point Pct.	Free Throws FT	Free Throws FTA	Free Throws Pct.	Off.	Def.	Tot.	Avg.	PF	FO	Ast.	TO	Blk	Stl	Pts.	Avg.
2014-15	19	3	317	16.7	45	119	.378	20	66	.303	27	39	.692	10	31	41	2.2	18	0	10	19	3	7	137	7.2

BURNETT 2014-15

Opponent	Date	GS	Min	TOTAL FG	TOTAL FGA	TOTAL Pct	3-PTS 3FG	3-PTS FGA	3-PTS Pct	FREE THROWS FT	FREE THROWS FTA	FREE THROWS Pct	REBOUNDS Off	REBOUNDS Def	REBOUNDS Tot	Avg	PF	FO	A	TO	Blk	Stl	Pts	Avg
HOWARD	11-14-14		20	2	11	.182	1	3	.333	4	4	1.000	1	3	4	4.0	2	0	1	2	0	1	9	9.0
at Florida	11-17-14		6	1	2	.500	0	1	.000	0	0	.000	0	0	0	2.0	0	0	0	0	0	0	2	5.5
SOUTH ALABAMA	11-28-14		16	4	9	.444	2	4	.500	0	0	.000	1	1	2	2.0	0	0	0	0	1	0	10	7.0
ILLINOIS	12-02-14		24	7	16	.438	3	10	.300	2	2	1.000	1	7	8	3.5	0	0	0	0	0	1	19	10.0
GREEN BAY	12-06-14		29	8	16	.500	3	8	.375	2	4	.500	1	2	3	3.4	1	0	0	1	1	2	21	12.2
SAVANNAH STATE	12-08-14		15	1	4	.250	0	1	.000	2	2	1.000	1	1	2	3.2	0	0	0	2	0	0	4	10.8
EASTERN KENTUCKY	12-19-14		24	3	9	.333	3	8	.375	0	0	.000	1	4	5	3.4	1	0	0	1	0	2	9	10.6
vs Providence	12-22-14		18	1	4	.250	0	2	.000	1	4	.250	2	3	5	3.6	1	0	0	1	0	0	3	9.6
CHARLESTON	12-30-14		20	1	6	.167	1	5	.200	4	6	.667	0	4	4	3.7	1	0	4	0	0	0	7	9.3
VIRGINIA	01-03-15		33	5	9	.556	2	5	.400	0	1	.000	0	2	2	3.5	2	0	0	0	0	0	12	9.6
BOSTON COLLEGE	01-10-15	*	23	2	7	.286	1	4	.250	2	3	.667	0	0	0	3.2	2	0	2	1	1	0	7	9.4
at Duke	01-13-15	*	8	0	1	.000	0	1	.000	1	2	.500	0	0	0	2.9	1	0	0	1	0	0	1	8.7
at Notre Dame	01-17-15	*	6	0	0	.000	0	0	.000	0	0	.000	0	1	1	2.8	1	0	0	2	0	0	0	8.0
GEORGIA TECH	01-28-15		8	1	6	.167	1	4	.250	0	0	.000	0	0	0	2.6	1	0	0	1	0	0	3	7.6
at Boston College	02-16-15		18	3	5	.600	2	4	.500	5	7	.714	1	2	3	2.6	1	0	1	2	0	1	13	8.0
VIRGINIA TECH	02-18-15		17	0	3	.000	0	2	.000	2	2	1.000	1	0	1	2.5	1	0	2	2	0	0	2	7.6
at Louisville	02-21-15		16	3	4	.750	1	1	1.000	2	2	1.000	0	0	0	2.4	1	0	0	2	0	0	9	7.7
FLORIDA STATE	02-25-15		11	0	2	.000	0	1	.000	0	0	.000	0	0	0	2.2	0	0	0	0	0	0	0	7.3
NORTH CAROLINA	02-28-15		5	3	5	.600	0	2	.000	0	0	.000	0	1	1	2.2	2	0	0	1	0	0	6	7.2



IVAN CRUZ UCEDA

Junior | Forward | 6-10 | 237

33

Madrid, Spain | Harcum College (Pa.)

- First name Ivan is pronounced E-von. Born in Madrid, Spain. First language is Spanish.
- European style game; Vlade Divac type of player.
- Inside-outside threat.
- Clever player. Will beat guys with his intelligence and skill.
- Very good passer.
- Transforming his body, getting leaner and stronger. Never consistently lifted weights before coming to Miami.
- Max bench: 235. 185 Bench: 9x.
- Good instincts for offensive situations.
- Did not speak English before attending Harcum College.
- All-American (H.M.) and All-National Tournament Team at Harcum.
- Set school record for rebounds in game (29) and career (635) at Harcum.
- Averaged 14.6 points, 9.6 rebounds, 2.0 assists, 1.1 steals and 1.1 blocks per game at Harcum.
- Helped lead Harcum to the junior college national semifinals.
- Holds season record for 3-point percentage (45.5%).
- Favorites: Food: Cocido (chickpea-based stew from Madrid, Spain). Music: 80s Music, Otis Redding, Marvin Gaye. Movie: Gladiator. Book: Drazen Petrovic book. Pro athlete: Larry Bird. Cuban dish: Rice and beans with fried plantains.
- Biggest fear: Insects. Best advice received: Believe in yourself. Why UM: Coaches and location. Started playing basketball: 12 years old.

Harcum College

Ranked No. 55 overall by ESPN ... All-American (H.M.) ... All-National Tournament Team ... Averaged 14.6 points, 9.6 rebounds, 2.0 assists, 1.1 steals and 1.1 blocks in 23.3 minutes per game in second season ... Hit 62.5 percent from field, 45.5 percent from long range and 72.4 percent at line ...

Advanced to NJCAA Division I National Semifinals in Hutchinson, Kan., marking first final four appearance in school history ... In NJCAA Region XV Championship, hit 15 of team-best 21 points from behind 3-point line, making five of 10 tries, and grabbed 12 rebounds ... Set school record for rebounds in game (29) and career (635) ... Fourth-highest scorer in Harcum history with 957 points, sixth in blocked shots (76) ... Holds season record for 3-point percentage (45.5%) ... Honors Society.

Personal

First name Ivan is pronounced E-von ... Born Oct. 24, 1991 in Madrid, Spain ... Son of Jose Gabriel Cruz and Pilar Uceda ... Brother to Maria ... Father played pro basketball for Club Deportivo Cajamadrid in Spain ... Majoring in sports management ... Attended Giner de los Rios high school ... Played basketball for Estudiantes in Spain where he averaged 12 points and seven rebounds per game ... Also played for Club Baloncesto Alcobendas, Colegio Brains, Club Baloncesto Las Rozas ... Also recruited by Marquette, Ohio State, Penn State and Villanova.

Cruz Uceda Season Highs

Points

Season: 11, vs. North Carolina, 2/28/15
ACC: 11, vs. North Carolina, 2/28/15

Rebounds

Season: 5 (3x) last at Louisville, 2/21/15
ACC: 5 (3x) last at Louisville, 2/21/15

Assists

Season: 1 (3x) last at Louisville, 2/21/15
ACC: 1 (3x) last at Louisville, 2/21/15

Steals

Season: 2, vs. Louisville, 2/3/15
ACC: 2, vs. Louisville, 2/3/15

Blocked Shots

Season: 1, vs. Louisville, 2/3/15
ACC: 1, vs. Louisville, 2/3/15

Field Goals

Season: 3 (2x) last vs. North Carolina, 2/28/15
ACC: 3 (2x) last vs. North Carolina, 2/28/15

Field Goal Attempts

Season: 8, vs. Clemson, 2/8/15
ACC: 8, vs. Clemson, 2/8/15

Free Throws

Season: 5, vs. Florida State, 2/25/15
ACC: 5, vs. Florida State, 2/25/15

Free Throw Attempts

Season: 6, vs. Florida State, 2/25/15
ACC: 6, vs. Florida State, 2/25/15

3-Point Field Goals

Season: 3 (2x) last vs. North Carolina, 2/28/15
ACC: 3 (2x) last vs. North Carolina, 2/28/15

3-Point Field Goal Attempts

Season: 7, vs. North Carolina, 2/28/15
ACC: 7, vs. North Carolina, 2/28/15

Minutes


Season: 25, vs. North Carolina, 2/28/15
ACC: 25, vs. North Carolina, 2/28/15

CRUZ UCEDA CAREER STATISTICS

Season	GP	GS	Min.	Avg.	FG	FGA	Pct.	3-Point	3-Point	3-Point	Free Throws	Free Throws	Free Throws	Rebounds	Rebounds	Rebounds	PF	FO	Ast.	TO	Blk	Stl	Scoring	Scoring
								FG	FGA	Pct.	FT	FTA	Pct.	Off.	Def.	Tot.							Pts.	Avg.

2014-15	12	0	163	13.6	14	47	.298	9	33	.273	9	12	.750	9	26	35	2.9	9	0	3	7	1	4	46	3.8
---------	----	---	-----	------	----	----	------	---	----	------	---	----	------	---	----	----	-----	---	---	---	---	---	---	----	-----

CRUZ UCEDA 2014-15		TOTAL					3-PTS		FREE THROWS			REBOUNDS														
Opponent	Date	GS	Min	FG	FGA	Pct	3FG	FGA	Pct	FT	FTA	Pct	Off	Def	Tot	Avg	PF	FO	A	TO	Blk	Stl	Pts	Avg		
at Notre Dame	01-17-15	3	1	2	.500	0	0	.000	0	0	.000	0	0	0	0	0.0	0	0	0	0	0	0	2	2.0		
NC STATE	01-22-15	12	1	4	.250	0	3	.000	0	0	.000	0	2	2	1.0	0	0	0	3	0	0	2	2.0			
at Syracuse	01-24-15	19	1	2	.500	1	2	.500	0	0	.000	0	5	5	2.3	2	0	1	1	0	0	3	2.3			
GEORGIA TECH	01-28-15	16	2	6	.333	1	4	.250	0	0	.000	1	3	4	2.8	0	0	1	0	0	0	5	3.0			
at Florida State	02-01-15	8	1	3	.333	0	2	.000	0	0	.000	0	1	1	2.4	3	0	0	0	0	0	2	2.8			
LOUISVILLE	02-03-15	23	1	4	.250	1	3	.333	1	2	.500	1	3	4	2.7	0	0	0	2	1	2	4	3.0			
CLEMSON	02-08-15	11	3	8	.375	3	6	.500	1	2	.500	3	2	5	3.0	0	0	0	0	0	0	10	4.0			
at Wake Forest	02-11-15	4	1	4	.250	0	2	.000	0	0	.000	1	2	3	3.0	0	0	0	0	0	0	2	3.8			
VIRGINIA TECH	02-18-15	3	0	0	.000	0	0	.000	0	0	.000	0	1	1	2.8	0	0	0	0	0	0	0	3.3			
at Louisville	02-21-15	20	0	4	.000	0	2	.000	0	0	.000	1	4	5	3.0	1	0	1	1	0	1	0	3.0			
FLORIDA STATE	02-25-15	19	0	3	.000	0	2	.000	5	6	.833	1	2	3	3.0	2	0	0	0	0	0	5	3.2			
NORTH CAROLINA	02-28-15	25	3	7	.429	3	7	.429	2	2	1.000	1	1	2	2.9	1	0	0	0	0	1	11	3.8			



TONYE JEKIRI

Junior | Center | 7-0 | 244

23

Hialeah, Fla. | Champagnat Catholic School (Fla.) | Port Harcourt, Nigeria

Gildan Charleston Classic All-Tournament Team

"Tonye is playing with a lot more confidence than he did last season" — Coach L

- Only remaining player from the 2013 ACC Championship and NCAA Sweet 16 team, after 10 graduated and one player jumped to the NBA.
- Has only played basketball for five years after moving from Nigeria to South Florida in September 2010 to begin hoops career. Previously played soccer in Africa, but his height led him to hoops.
- Gained 30 pounds from arrival on campus freshman year.
- Terrific learner who picks up concepts quickly.
- Good passer for his size.
- One of three players returning from the 2013-14 squad.
- Rebounder and shot blocker who is developing his offensive game.
- Can play with back to basket or step out for a 15-17-foot jump shot.
- 185 Bench: 14x.
- Runs the floor like a guard and has unstoppable motor. Exceptionally fast and athletically gifted for a big man.
- Saints fan because of former Hurricane Jimmy Graham.
- Second Florida recruit in Larrañaga era, following Shane Larkin.
- First time he saw snow was on a roadtrip to UMass on Dec. 1, 2012, during freshman season.
- Acclimated himself well from Nigeria to U.S. culture.
- Chose jersey number 23 because July 23 is birthday.
- Approach vertical: 37.
- Favorites: Food: Rice & chicken. Basketball movie: Love & Basketball. Sport besides basketball: Soccer.
- Why UM: The coaching staff.
- Jekiri on his arrival in the United States: "I remember I took a shower, was wondering where the water was coming from. In Africa you go fetch it with a bucket, or you see a tank that stores the water at the back of the house. Over here I was asking where the water was coming from. I kept looking because I'd been in the shower for so long and the water just kept coming out, didn't run out. That was one thing I was shocked about it."

High School: Rated the 17th-best center in the country by ESPN.com and No. 13 by Scout.com ... Averaged 20 points, 12 rebounds and 5 blocks per game as a senior ... Notched 45 points and 20 rebounds in regional semifinals and 18 points, 14 rebounds and six blocks in regional finals ... Led his team to the 2A state title game ... First team 2011-12 Boys Class 2A All-State Team ... First Team All-FHSAA Tournament at state championships ... Orlando Sentinel's 2011-12 All-Florida boys basketball team ... Averaged 14 points and 10 rebounds per game as a junior with Champagnat, his first year of organized hoops ... Team MVP ... Team captain ... On the AAU circuit, played for Team Breakdown ... Dominated at the Source Hoops Elite Camp and led Team Breakdown to championships in the Breakdown Hoops Festival and the Big Shots Myrtle Beach I ... Can play with his back to the basket or step out for a 10-12-foot shot ... Runs the floor like a guard and has an unstoppable motor.

Personal: Born July 23, 1994 in Nigeria ... Given name is Tonye Frank Jekiri (TAHN-yay Ja-KEER-EE) ... Son of Emilinia and Frank ... Brother to Tammie, Omiebi and Boma ... Majoring in sports administration ... Chose his jersey number 23 because July 23 is his birthday ... Originally from Nigeria, Jekiri moved to South Florida in September 2010 to begin his basketball career ... Previously played soccer ... Chose Miami over considerations from Virginia Tech, Clemson, Florida State, Auburn, Vanderbilt and Alabama ... Jekiri was Larrañaga's second recruit from the state of Florida, joining former Canes PG Shane Larkin from Orlando, Fla.

2013-14					2012-13				
Opposition	P	R	A		Opposition	P	R	A	
St. Francis (NY)	6	9	1		at FGCU	1	2	0	
Ga. Southern	2	1	0		Jacksonville	0	0	0	
Texas Southern	4	4	0		Michigan State	0	2	0	
at C of Charleston	6	3	0		at Massachusetts	0	0	0	
UCF	2	3	0		Charlotte	0	0	0	
vs Geo. Wash.	2	1	1		at UCF	3	2	0	
at CS Fullerton	4	4	0		at Hawai'i	1	0	0	
vs Arizona State	0	3	0		vs. Arizona	0	2	0	
at Nebraska	2	7	1		vs. Indiana State	0	0	0	
Virginia Tech	2	7	0		La Salle	0	1	0	
at Savannah St.	4	1	1		at Georgia Tech	2	2	0	
La Salle	9	7	0		at North Carolina	0	1	0	
Loyola	10	4	2		Maryland	2	4	0	
at Syracuse	5	3	2		at Boston College	0	1	1	
at North Carolina	2	10	1		Duke	2	2	0	
Florida State	2	7	1		Florida State	4	2	0	
at Georgia Tech	0	3	0		at Virginia Tech	2	1	0	
Duke	8	9	0		at NC State	0	2	1	
Syracuse	3	5	4		Boston College	2	4	0	
at Maryland	0	6	0		North Carolina	2	2	0	
Norfolk State	4	2	1		at Florida State	2	2	0	
Pittsburgh	3	4	0		at Clemson	0	0	0	
NC State	0	4	0		Virginia	2	0	0	
at Florida State	15	6	0		at Wake Forest	2	3	0	
at Virginia Tech	0	3	0		Virginia Tech	4	2	0	
Notre Dame	2	6	2		at Duke	2	0	0	
Boston College	5	7	1		Georgia Tech	0	0	0	
at Virginia	4	6	0		Clemson	2	3	0	
at NC State	14	13	0		vs. Boston College	0	1	0	
at Clemson	2	2	0		vs. NC State	2	3	0	
Wake Forest	6	9	1		vs. North Carolina	1	1	0	
vs Virginia Tech	5	12	2		vs. Pacific	6	5	0	
vs NC State	6	9	1		vs. Illinois	4	2	1	
					vs. Marquette	0	3	0	

Jekiri Season / Career Highs

Points

Season: 15, vs. Virginia Tech, 2/18/15
Career: 15 (2x) last vs. Virginia Tech, 2/18/15
ACC: 15 (2x) last vs. Virginia Tech, 2/18/15

Rebounds

Season: 17, vs. Clemson, 2/8/15
Career: 17, vs. Clemson, 2/8/15
ACC: 17, vs. Clemson, 2/8/15

Assists

Season: 8, vs. South Alabama, 11/28/14
Career: 8, vs. South Alabama, 11/28/14
ACC: 4, vs. Syracuse, 1/25/14

Steals

Season: 4, at Duke, 1/13/15
Career: 4, at Duke, 1/13/15
ACC: 4, at Duke, 1/13/15

Blocked Shots

Season: 5 (2x) last vs. Clemson, 2/8/15
Career: 5 (2x) last vs. Clemson, 2/8/15
ACC: 5, vs. Clemson, 2/8/15

Field Goals

Season: 6 (2x) last at Louisville, 2/21/15
Career: 6 (2x) last at Louisville, 2/21/15
ACC: 6, (2x) last at Louisville, 2/21/15

Field Goal Attempts

Season: 14, vs. Louisville, 2/3/15
Career: 14, vs. Louisville, 2/3/15
ACC: 14, vs. Louisville, 2/3/15

Free Throws

Season: 8, at Boston College, 2/16/15
Career: 8, at Boston College, 2/16/15
ACC: 8, at Boston College, 2/16/15

Free Throw Attempts

Season: 10, at Boston College, 2/16/15
Career: 10, at Boston College, 2/16/15
ACC: 10, at Boston College, 2/16/15

3-Point Field Goals

Season: --
Career: --
ACC: --

3-Point Field Goal Attempts

Season: --
Career: --
ACC: --


Minutes

Season: 47, at Boston College, 2/16/15
Career: 47, at Boston College, 2/16/15
ACC: 47, at Boston College, 2/16/15

JEKIRI CAREER STATISTICS

Season	GP	GS	Min.	Avg.	FG	FGA	Pct.	FG	FGA	Pct.	FT	FTA	Pct.	Off.	Def.	Tot.	Avg.	PF	FO	Ast.	TO	Blk	Stl	Pts.	Avg.
2012-13	34	0	235	6.9	18	35	.514	0	0	.000	11	20	.550	28	27	55	1.6	35	0	4	11	11	7	47	1.4
2013-14	33	16	705	21.4	57	125	.456	0	0	.000	25	43	.581	67	113	180	5.5	87	5	22	31	29	21	139	4.2
2014-15	29	29	899	31.0	97	189	.513	0	0	.000	57	80	.713	92	211	303	10.4	90	4	36	42	47	18	251	8.7
TOTAL	96	45	1839	19.2	172	349	.493	0	0	.000	93	143	.650	187	351	538	5.6	212	9	62	84	87	46	437	4.6

JEKIRI 2014-15		TOTAL					3-PTS			FREE THROWS			REBOUNDS			PF	FO	A	TO	Blk	Stl	Pts	Avg	
Opponent	Date	GS	Min	FG	FGA	Pct	3FG	FGA	Pct	FT	FTA	Pct	Off	Def	Tot	Avg								
HOWARD	11-14-14	*	26	2	6	.333	0	0	.000	2	2	1.000	5	6	11	11.0	5	1	1	1	1	6	6.0	
at Florida	11-17-14	*	28	2	4	.500	0	0	.000	4	4	1.000	3	5	8	9.5	4	0	1	2	3	8	7.0	
vs Drexel	11-20-14	*	29	4	9	.444	0	0	.000	0	0	.000	3	10	13	10.7	3	0	4	2	2	0	8	7.3
vs Akron	11-21-14	*	34	4	10	.400	0	0	.000	0	0	.000	7	9	16	12.0	4	0	0	2	4	0	8	7.5
vs Charlotte	11-23-14	*	36	3	5	.600	0	0	.000	5	5	1.000	2	5	7	11.0	2	0	1	0	2	0	11	8.2
at Charlotte	11-25-14	*	32	2	3	.667	0	0	.000	0	2	.000	5	8	13	11.3	5	1	1	1	1	0	4	7.5
SOUTH ALABAMA	11-28-14	*	30	4	7	.571	0	0	.000	5	6	.833	2	6	8	10.9	3	0	8	2	5	0	13	8.3
ILLINOIS	12-02-14	*	29	3	6	.500	0	0	.000	0	0	.000	3	6	9	10.6	4	0	2	1	2	0	6	8.0
GREEN BAY	12-06-14	*	29	1	2	.500	0	0	.000	0	0	.000	1	2	3	9.8	2	0	1	1	1	0	2	7.3
SAVANNAH STATE	12-08-14	*	27	4	6	.667	0	0	.000	0	2	.000	1	8	9	9.7	1	0	3	2	1	1	8	7.4
EASTERN KENTUCKY	12-19-14	*	18	0	1	.000	0	0	.000	2	2	1.000	0	6	6	9.4	2	0	0	1	0	1	2	6.9
vs Providence	12-22-14	*	35	4	7	.571	0	0	.000	4	4	1.000	3	7	10	9.4	2	0	2	3	0	1	12	7.3
CHARLESTON	12-30-14	*	18	4	6	.667	0	0	.000	0	2	.000	0	8	8	9.3	4	0	1	2	1	0	8	7.4
VIRGINIA	01-03-15	*	39	4	8	.500	0	0	.000	0	1	.000	4	8	12	9.5	5	1	3	1	0	2	8	7.4
BOSTON COLLEGE	01-10-15	*	36	5	7	.714	0	0	.000	3	6	.500	1	14	15	9.9	2	0	0	2	3	1	13	7.8
at Duke	01-13-15	*	37	3	5	.600	0	0	.000	4	6	.667	2	8	10	9.9	3	0	0	2	1	4	10	7.9
at Notre Dame	01-17-15	*	24	4	9	.444	0	0	.000	0	0	.000	4	9	13	10.1	2	0	0	0	0	0	8	7.9
NC STATE	01-22-15	*	34	2	3	.667	0	0	.000	2	2	1.000	1	9	10	10.1	3	0	0	1	1	0	6	7.8
at Syracuse	01-24-15	*	36	5	10	.500	0	0	.000	3	3	1.000	6	9	15	10.3	4	0	1	2	3	0	13	8.1
GEORGIA TECH	01-28-15	*	28	5	6	.833	0	0	.000	3	4	.750	4	5	9	10.3	3	0	0	1	0	1	13	8.4
at Florida State	02-01-15	*	31	2	6	.333	0	0	.000	0	0	.000	2	3	5	10.0	4	0	0	0	1	1	4	8.1
LOUISVILLE	02-03-15	*	32	5	14	.357	0	0	.000	0	0	.000	6	4	10	10.0	2	0	2	1	0	0	10	8.2
CLEMSON	02-08-15	*	34	3	7	.429	0	0	.000	0	0	.000	5	12	17	10.3	2	0	2	3	5	0	6	8.1
at Wake Forest	02-11-15	*	21	3	4	.750	0	0	.000	0	0	.000	0	3	3	10.0	5	1	0	0	0	1	6	8.0
at Boston College	02-16-15	*	47	2	9	.222	0	0	.000	8	10	.800	5	10	15	10.2	4	0	0	4	4	1	12	8.2
VIRGINIA TECH	02-18-15	*	28	6	7	.857	0	0	.000	3	4	.750	7	8	15	10.4	1	0	2	1	2	1	15	8.5
at Louisville	02-21-15	*	34	6	12	.500	0	0	.000	1	3	.333	6	9	15	10.6	3	0	1	0	0	0	13	8.6
FLORIDA STATE	02-25-15	*	32	3	4	.750	0	0	.000	6	8	.750	3	8	11	10.6	4	0	0	3	1	1	12	8.8
NORTH CAROLINA	02-28-15	*	35	2	6	.333	0	0	.000	2	4	.500	1	6	7	10.4	2	0	0	1	3	0	6	8.7



MANU LECOMTE

Sophomore | Guard | 5-11 | 170

Brussels, Belgium | Athene des Pagodes

20

Lecomte Season Highs

Points

Season: 23, at Duke, 1/13/15
Career: 23, at Duke, 1/13/15
ACC: 23, at Duke, 1/13/15

Rebounds

Season: 4, vs. Savannah State, 12/9/14
Career: 5 (3x), last vs. Wake Forest, 3/8/14
ACC: 5 (3x), last vs. Wake Forest, 3/8/14

Assists

Season: 5 (2x) last vs. So. Alabama, 11/28/14
Career: 7, at North Carolina, 1/8/14
ACC: 7, at North Carolina, 1/8/14

Steals

Season: 2 (2x), last at Wake Forest, 2/11/15
Career: 3, vs. Wake Forest, 3/8/14
ACC: 3, vs. Wake Forest, 3/8/14

Blocked Shots

Season: --
Career: 1, vs. Ga. Southern, 11/11/13
ACC: --

Field Goals

Season: 7 at Charlotte, 11/25/14
Career: 8, at Maryland, 1/29/14
ACC: 8, at Maryland, 1/29/14

Field Goal Attempts

Season: 13 (2x) last at Charlotte, 11/25/14
Career: 13 (2x) last at Charlotte, 11/25/14
ACC: 12, at Georgia Tech, 1/18/14

Free Throws

Season: 10, at Duke, 1/13/15
Career: 10, at Duke, 1/13/15
ACC: 10, at Duke, 1/13/15

Free Throw Attempts

Season: 11, at Duke, 1/13/15
Career: 11, at Duke, 1/13/15
ACC: 11, at Duke, 1/13/15

3-Point Field Goals

Season: 4 (2x) last vs. Savannah State, 12/9/14
Career: 4 (2x) last vs. Savannah State, 12/9/14
ACC: 3 (3x) last at Duke, 1/13/15

3-Point Field Goal Attempts

Season: 10, vs. Charlotte, 11/23/14
Career: 10, vs. Charlotte, 11/23/14
ACC: 5, vs. Clemson, 2/8/15

Minutes

Season: 37, vs. North Carolina, 2/28/15
Career: 38, at North Carolina, 1/8/14
ACC: 38, at North Carolina, 1/8/14

2013-14			
Opposition	P	R	A
St. Francis (NY)	9	1	1
Ga. Southern	12	4	1
Texas Southern	12	3	4
at C of Charleston	14	4	5
UCF	0	0	2
vs Geo. Wash.	5	2	0
at CS Fullerton	4	3	1
vs Arizona State	2	1	1
at Nebraska	5	2	4
Virginia Tech	7	4	2
at Savannah State	10	2	3
La Salle	5	4	2
Loyola	6	0	3
at Syracuse	8	0	0
at North Carolina	11	3	7
Florida State	2	1	6
at Georgia Tech	16	4	3
Duke	4	0	2
Syracuse	3	0	1
at Maryland	19	0	2
Norfolk State	13	3	2
Pittsburgh	8	5	2
NC State	13	4	1
at Florida State	6	0	3
at Virginia Tech	0	0	2
Notre Dame	8	1	2
Boston College	11	3	1
at Virginia	3	5	0
at NC State	15	2	3
at Clemson	4	2	1
Wake Forest	9	5	6
vs Virginia Tech	2	2	3
vs NC State	7	0	0

- Manu Lecomte -- pronounced Man-ew La-cont (French).
 - Increased strength since arriving at UM in 2013.
 - Competed in Belgium's U16, U18 and U20 championships, leading Belgian team to championship game of FIBA U20 European Championships, Division B. Named to U20 Men Division B 2014 All-Tournament Team after averaging 20.0 points, 5.0 rebounds, 3.0 assists, 1.1 steals in 30.4 minutes per game.
 - Can shoot the three or pull up for jumpers.
 - Max bench: 300, up 85 pounds since his arrival. 185 Bench: 18x.
 - One of three players returning from the 2013-14 squad.
 - Played as an amateur at the pro level in Belgium since he was 16.
 - Head coach Larrañaga and assistant coach Michael Huger both played pro ball in Belgium.
 - Young collegiate player, turning 18 in August of his freshman year at Miami.
 - Very good shooter who averages in upper 60s in five minutes of threes drill.
 - Adjusted well to American culture and has acclimated himself well to Miami.
 - Did not visit campus before attending UM.
 - Improved strength in short amount of time.
 - Approach vertical: 35.5 | Bench max: 245 | 185 test: 11
 - Very professional about his game, wants to improve, spends a lot of time working at it.
 - First language is French. Mother is Cameroonian and father is Belgian.
 - Played for second division Mons-Hainaut Belfius in Belgium where he averaged 12.4 points, 2.8 rebounds, and 3.2 assists per game
 - Favorites: Food: Spaghetti. Movie: Space Jam. Pro athlete: Tony Parker. Ice cream flavor: Strawberry.
 - Biggest fear: Spiders. Best advice given: Visualize how you want to play. Why UM: Coaching staff. Started playing basketball: Age 4.
- Summer of 2014:** Led Belgian team to championship game of FIBA U20 European Championships, Division B, held in Sarajevo, Bosnia & Herzegovina ... Named to U20 Men Division B 2014 All-Tournament Team ... Averaged 20.0 points, 5.0 rebounds, 3.0 assists, 1.1 steals in 30.4 minutes per game ... In eight games, averaged 47.1 percent from the field, including 53.8 percent from 2-point range, and was 79.5 percent at the line ... Ranked second in the tournament in points per game, fourth in field goals made and free throw percentage and seventh in free throws made ... Posted a 34-point night against Belarus, also recording four assists, three steals and three rebounds in the 21-point win ... Against Cyprus hit 11-of-13 from the line ... Drained four shots from long distance in two outings ... Six or more rebounds in four games.


Personal: Full name is Emmanuel Lecomte ... Goes by Manu [man-ew] ... Last name pronounced La-con-n-t ... Born Aug. 16, 1995 ... Son of Philippe and Marie ... Brother to Christina ... Played for second division Mons-Hainaut Belfius in Belgium ... Majoring in economics ... Also played for Dexia Mons-Hainaut where he has averaged 12.4 points, 2.8 rebounds, and 3.2 assists per game ... A true point guard who can also shoot the three or pull up for jumpers ... Competed in Belgium's U16, U18 and U20 championships, most recently playing in the U18 European Championship, where he led his country in scoring with 12.0 ppg and 2.9 assists in eight outings ... Also recruited by Gonzaga, Creighton and UAB.

LECOMTE CAREER STATISTICS

Season										3-Point				Free Throws				Rebounds				Scoring			
Season	GP	GS	Min.	Avg.	FG	FGA	Pct.	FG	FGA	Pct.	FT	FTA	Pct.	Off.	Def.	Tot.	Avg.	PF	FO	Ast.	TO	Blk	Stl	Pts.	Avg.
2013-14	33	17	924	28.0	85	200	.425	27	68	.397	56	72	.778	23	47	70	2.1	63	0	77	58	1	21	253	7.7
2014-15	29	16	673	23.2	75	171	.439	43	96	.448	34	40	.850	9	31	40	1.4	40	0	53	34	0	17	227	7.8
TOTAL	62	33	1597	25.8	160	371	.431	70	164	.427	90	112	.804	32	78	110	1.8	103	0	130	92	1	38	480	7.7

LECOMTE 2014-15

Opponent	Date	GS	Min	FG	FGA	Pct	3FG	FGA	Pct	FT	FTA	Pct	Off	Def	Tot	Avg	PF	FO	A	TO	Blk	Stl	Pts	Avg
HOWARD	11-14-14	*	21	5	9	.556	3	6	.500	1	1	1.000	1	1	2	2.0	4	0	3	1	0	2	14	14.0
at Florida	11-17-14	*	22	1	3	.333	1	3	.333	0	0	.000	0	1	1	1.5	4	0	1	3	0	0	3	8.5
vs Drexel	11-20-14	*	34	6	9	.667	3	5	.600	0	0	.000	1	2	3	2.0	0	0	1	1	0	0	15	10.7
vs Akron	11-21-14	*	32	5	6	.833	2	3	.667	0	0	.000	1	0	1	1.8	2	0	5	0	0	0	12	11.0
vs Charlotte	11-23-14	*	36	6	13	.462	3	10	.300	0	0	.000	0	0	0	1.4	0	0	2	0	0	1	15	11.8
at Charlotte	11-25-14	*	36	7	13	.538	4	5	.800	0	0	.000	1	0	1	1.3	1	0	1	2	0	1	18	12.8
SOUTH ALABAMA	11-28-14	*	28	3	6	.500	2	3	.667	6	6	1.000	1	2	3	1.6	1	0	5	0	0	1	14	13.0
ILLINOIS	12-02-14	*	35	4	8	.500	2	5	.400	5	7	.714	2	1	3	1.8	3	0	1	0	0	0	15	13.3
GREEN BAY	12-06-14	*	17	0	2	.000	0	1	.000	0	0	.000	0	0	0	1.6	2	0	0	3	0	1	0	11.8
SAVANNAH STATE	12-08-14	*	32	5	7	.714	4	6	.667	1	1	1.000	0	4	4	1.8	2	0	0	3	0	0	15	12.1
EASTERN KENTUCKY	12-19-14	*	33	3	9	.333	1	5	.200	0	0	.000	0	2	2	1.8	1	0	3	1	0	0	7	11.6
vs Providence	12-22-14	*	15	0	5	.000	0	4	.000	0	0	.000	0	0	0	1.7	1	0	1	1	0	0	0	10.7
CHARLESTON	12-30-14	*	22	2	7	.286	1	3	.333	0	0	.000	0	3	3	1.8	1	0	2	1	0	1	5	10.2
VIRGINIA	01-03-15	*	10	0	3	.000	0	1	.000	0	0	.000	0	0	0	1.6	2	0	1	0	0	0	0	9.5
BOSTON COLLEGE	01-10-15	*	24	3	7	.429	1	4	.250	0	0	.000	0	1	1	1.6	0	0	2	0	0	2	7	9.3
at Duke	01-13-15	*	28	5	10	.500	3	4	.750	10	11	.909	0	1	1	1.6	2	0	2	1	0	1	23	10.2
at Notre Dame	01-17-15	*	15	1	4	.250	1	2	.500	0	0	.000	1	0	1	1.5	0	0	1	1	0	1	3	9.8
NC STATE	01-22-15	*	12	0	3	.000	0	1	.000	0	0	.000	0	0	0	1.4	0	0	1	1	0	1	0	9.2
at Syracuse	01-24-15	*	15	3	8	.375	1	3	.333	0	0	.000	0	1	1	1.4	1	0	2	0	0	0	7	9.1
GEORGIA TECH	01-28-15	*	21	2	6	.333	2	3	.667	0	0	.000	0	0	0	1.4	1	0	2	1	0	0	6	9.0
at Florida State	02-01-15	*	20	3	3	1.000	2	2	1.000	0	0	.000	0	1	1	1.3	1	0	4	3	0	0	8	8.9
LOUISVILLE	02-03-15	*	13	0	1	.000	0	0	.000	3	3	1.000	0	0	0	1.3	0	0	3	1	0	1	3	8.6
CLEMSON	02-08-15	*	25	2	6	.333	2	5	.400	0	0	.000	0	1	1	1.3	2	0	3	0	0	1	6	8.5
at Wake Forest	02-11-15	*	26	1	2	.500	1	2	.500	0	0	.000	0	1	1	1.3	1	0	2	2	0	2	3	8.3
at Boston College	02-16-15	*	31	2	5	.400	1	4	.250	5	6	.833	0	2	2	1.3	3	0	1	0	0	0	10	8.4
VIRGINIA TECH	02-18-15	*	13	2	4	.500	2	3	.667	0	2	.000	0	3	3	1.3	2	0	0	0	0	0	6	8.3
at Louisville	02-21-15	*	9	1	2	.500	0	0	.000	0	0	.000	1	0	1	1.3	0	0	0	4	0	0	2	8.0
FLORIDA STATE	02-25-15	*	11	0	1	.000	0	1	.000	0	0	.000	0	1	1	1.3	1	0	0	1	0	0	0	7.8
NORTH CAROLINA	02-28-15	*	37	3	9	.333	1	2	.500	3	3	1.000	0	3	3	1.4	2	0	4	3	0	1	10	7.8



SHELDON McCLELLAN 10

Redshirt Junior | Guard | 6-5 | 205

Houston, Texas | Texas | Bellaire

Midseason Watch List for Jerry West Award ACC Player of the Week - Dec. 1, 2014

"He's an extremely gifted athlete. Running, jumping, changing directions, balance. He's as high a level an athlete as I've coached in 43 years. He has a certain way of playing that's very, very good." – Coach L.
"No question, he's been one of the most talented guys we've ever been around." – Assistant Coach Eric Konkol

- Nickname is Mac.
- Tremendous redshirt year, making himself more of an offensive threat. A volume scorer.
- Good in transition, making a wide assortment of layups, both left and right handed.
- Now a proficient 3-point shooter, and worked on perimeter jump shot.
- Strength numbers are at highest levels of his career, including a 60-pound gain in bench press.
- Ability to get fouled a lot due to his attack mentality.
- Max bench: 285, up 80 pounds since his arrival. 185 Bench: 13x.
- Entertaining personality with a quick wit.
- Coaches want him to be the Carmelo Anthony of the team.
- Grew up working on his game with John Lucas.
- Transferred from University of Texas in fall of 2013, sitting out 2013-14 due to NCAA transfer rules.
- Averaged 13.5 points and 3.9 rebounds as a sophomore for the Longhorns.
- Favorites: Food: Sloppy Joe and Chipotle. Movie: Chuckie. Pro athlete: Kyrie Irving. Quote: Elite. Ice cream flavor: Vanilla.
- Why UM: Coach L. Started playing basketball: Age 3.
- McClellan after watching Miami play in the 2013 NCAA Tournament games in Austin, Texas: "I liked the plays they ran, the open-court stuff, and the way they all seemed to be playing for each other. They seemed to be having fun, and the coaches seemed positive on the bench. I wish I had come here as a freshman."

"At UM, everything is positive, never any negative energy. Coach L is like a father on the court. I love him to death. I like how positive he is, whether after a bad shot or reminding us to move on to the next play. That's how I liked to be pushed, not by negative reinforcement." – Sheldon McClellan

High School: No. 47 prospect nationally in the ESPNU 100 and No. 60 prospect by Rivals.com following senior season ... Averaged a team-best 25.6 points, 7.2 rebounds, 5.0 assists and 2.0 steals per game while helping Bellaire to a 20-9 mark and the first round of the Class 5A state playoffs ... Career-high 56 points in the season-opening win against Booker T. Washington ... Averaged 20 points per game while leading Bellaire to a 35-2 record and a trip to the Class 5A regional finals in his junior season ... Coached by Bruce Glover.

Personal: Born Dec. 21, 1992 in Houston, Texas ... Full name is Sheldon Reeves McClellan ... Son of Angel Johnson (mother) ... Brother to Justin Jones ... Majoring in liberal arts ... Played AAU for Houston Select ... Cousin Jawaan McClellan played basketball for Arizona and professionally overseas ... Favorite food is a homemade sloppy joe.

McClellan Season / Career Highs

Points

Season: 31, at Charlotte, 11/25/14
Career: 31, at Charlotte, 11/25/14
ACC: 24, at Boston College, 2/16/15

Rebounds

Season: 11, at Charlotte, 11/25/14
Career: 11, at Charlotte, 11/25/14
ACC: 10, vs. NC State, 1/22/15

Assists

Season: 5 (2x) last at Wake Forest, 2/11/15
Career: 5 (2x) last at Wake Forest, 2/11/15
ACC: 5, at Wake Forest, 2/11/15

Steals

Season: 3 (2x) last vs. Virginia, 01/03/15
Career: 4, at Kansas, 2/16/13
ACC: 3, vs. Virginia, 01/03/15

Blocked Shots

Season: 1 (4x) last vs. Virginia Tech, 2/18/15
Career: 1 (10x), last vs. Virginia Tech, 2/18/15
ACC: 1 (4x) last vs. Virginia Tech, 2/18/15

Field Goals

Season: 11, at Charlotte, 11/25/14
Career: 11, at Charlotte, 11/25/14
ACC: 8, at Boston College, 2/16/15

Field Goal Attempts

Season: 17, at Charlotte, 11/25/14
Career: 20, at Oklahoma, 1/21/13
ACC: 15, at Boston College, 2/16/15

Free Throws

Season: 7, vs. NC State, 1/22/15
Career: 14, vs. Fresno State, 11/9/12
ACC: 7, vs. NC State, 1/22/15

Free Throw Attempts

Season: 7, vs. NC State, 1/22/15
Career: 14, vs. Fresno State, 11/9/12
ACC: 7, vs. NC State, 1/22/15

3-Point Field Goals

Season: 5, at Charlotte, 11/25/14
Career: 5, at Charlotte, 11/25/14
ACC: 4, at Boston College, 2/16/15

3-Point Field Goal Attempts

Season: 8, vs. Providence, 12/22/14
Career: 9, vs. Oklahoma, 2/29/12
ACC: 7 (2x) last at Boston College, 2/16/15

Minutes

Season: 50, vs. Virginia, 01/03/15
Career: 50, vs. Virginia, 01/03/15
ACC: 50, vs. Virginia, 01/03/15


McCLELLAN CAREER STATISTICS

Texas	GP	GS	Min.	Avg.	FG	FGA	Pct.	3-Point	FG	FGA	Pct.	FT	FTA	Pct.	Off.	Def.	Tot.	Avg.	PF	FO	Ast.	TO	Blk	Stl	Pts.	Avg.
2011-12	34	9	879	25.9	129	288	.448	35	113	.310	90	119	.756	39	73	73	112	3.3	34	0	21	30	3	35	383	11.3
2012-13	34	15	929	27.3	136	356	.382	33	121	.273	155	186	.833	36	96	132	3.9	28	0	29	57	3	28	460	13.5	
TOTAL	68	24	1808	26.6	265	644	.411	68	234	.291	245	305	.803	75	169	244	3.6	62	0	50	87	6	63	843	12.4	

Miami	GP	GS	Min.	Avg.	FG	FGA	Pct.	FG	FGA	Pct.	FT	FTA	Pct.	Off.	Def.	Tot.	Avg.	PF	FO	Ast.	TO	Blk	Stl	Pts.	Avg.
2014-15	29	29	959	33.1	154	300	.513	45	116	.388	79	98	.806	23	111	134	4.6	45	0	57	39	4	26	432	14.9

McCLELLAN 2014-15

Opponent	Date	GS	Min	FG	FGA	Pct	3FG	FGA	Pct	FTL	FTA	Pct	Off	Def	Tot	Avg	PF	FO	A	TO	Blk	Stl	Pts	Avg
HOWARD	11-14-14	*	25	8	12	.667	0	3	.000	3	4	.750	0	4	4	4.0	1	0	2	2	0	1	19	19.0
at Florida	11-17-14	*	39	4	10	.400	0	1	.000	1	3	.333	2	5	7	5.5	1	0	5	1	0	0	9	14.0
vs Drexel	11-20-14	*	32	2	7	.286	1	3	.333	0	0	.000	1	4	5	5.3	0	0	3	1	0	1	5	11.0
vs Akron	11-21-14	*	27	7	11	.636	1	3	.333	2	3	.667	0	6	6	5.5	2	0	3	3	0	3	17	12.5
vs Charlotte	11-23-14	*	36	9	15	.600	0	2	.000	1	1	1.000	3	5	8	6.0	3	0	3	3	0	1	19	13.8
at Charlotte	11-25-14	*	34	11	17	.647	5	7	.714	4	4	1.000	1	10	11	6.8	1	0	3	3	0	2	31	16.7
SOUTH ALABAMA	11-28-14	*	29	6	6	1.000	1	1	1.000	4	4	1.000	0	2	2	6.1	1	0	2	1	0	0	17	16.7
ILLINOIS	12-02-14	*	37	5	10	.500	2	4	.500	2	2	1.000	1	8	9	6.5	2	0	2	0	0	0	14	16.4
GREEN BAY	12-06-14	*	33	7	16	.438	1	3	.333	1	2	.500	2	6	8	6.7	4	0	1	0	0	0	16	16.3
SAVANNAH STATE	12-08-14	*	29	4	5	.800	1	1	1.000	6	6	1.000	2	2	4	6.4	3	0	3	2	0	2	15	16.2
EASTERN KENTUCKY	12-19-14	*	32	4	9	.444	3	7	.429	3	6	.500	0	1	1	5.9	4	0	1	3	0	0	14	16.0
vs Providence	12-22-14	*	38	6	15	.400	2	8	.250	3	3	1.000	2	2	4	5.8	3	0	1	2	0	2	17	16.1
CHARLESTON	12-30-14	*	25	4	7	.571	1	1	1.000	2	3	.667	1	1	2	5.5	1	0	0	0	0	0	11	15.7
VIRGINIA	01-03-15	*	50	4	10	.400	2	6	.333	6	6	1.000	2	6	8	5.6	3	0	0	5	0	3	16	15.7
BOSTON COLLEGE	01-10-15	*	36	5	10	.500	1	3	.333	0	1	.000	1	5	6	5.7	2	0	2	0	1	0	11	15.4
at Duke	01-13-15	*	31	5	11	.455	1	5	.200	3	4	.750	0	3	3	5.5	1	0	2	1	0	1	14	15.3
at Notre Dame	01-17-15	*	36	6	13	.462	2	6	.333	3	3	1.000	0	2	2	5.3	0	0	1	1	1	1	17	15.4
NC STATE	01-22-15	*	32	4	8	.500	1	3	.333	7	7	1.000	2	8	10	5.6	0	0	3	0	0	0	16	15.4
at Syracuse	01-24-15	*	27	3	9	.333	0	4	.000	1	2	.500	0	5	5	5.5	1	0	1	1	0	2	7	15.0
GEORGIA TECH	01-28-15	*	30	2	7	.286	0	2	.000	2	2	1.000	0	0	0	5.3	1	0	0	1	0	0	6	14.6
at Florida State	02-01-15	*	34	4	10	.400	3	7	.429	2	4	.500	0	2	2	5.1	1	0	3	2	0	1	13	14.5
LOUISVILLE	02-03-15	*	25	2	5	.400	0	1	.000	2	2	1.000	0	2	2	5.0	1	0	0	1	0	2	6	14.1
CLEMSON	02-08-15	*	31	6	8	.750	3	5	.600	4	4	1.000	0	3	3	4.9	0	0	1	1	1	0	19	14.3
at Wake Forest	02-11-15	*	36	4	9	.444	1	4	.250	2	4	.500	2	6	8	5.0	1	0	5	1	0	0	11	14.2
at Boston College	02-16-15	*	48	8	15	.533	4	7	.571	4	4	1.000	0	4	4	5.0	2	0	3	0	0	0	24	14.6
VIRGINIA TECH	02-18-15	*	28	7	10	.700	2	3	.667	5	6	.833	0	3	3	4.9	0	0	3	1	1	1	21	14.8
at Louisville	02-21-15	*	37	7	13	.538	3	6	.500	0	0	.000	1	3	4	4.9	1	0	2	0	0	1	17	14.9
FLORIDA STATE	02-25-15	*	37	6	12	.500	2	4	.500	5	6	.833	0	2	2	4.8	1	0	2	1	0	1	19	15.0
NORTH CAROLINA	02-28-15	*	25	4	10	.400	2	6	.333	1	2	.500	0	1	1	4.6	4	0	0	2	0	1	11	14.9



KAMARI MURPHY

Junior | Forward | 6-9 | 216

21

Brooklyn, N.Y. | Oklahoma State | IMG | Lincoln HS

- Transferred from Oklahoma State in fall of 2014. Sitting out 2014-15 season due to NCAA transfer rules.
- Explosive athlete with pogo-stick type hops.
- Takes pride in defense - can guard positions 1-5.
- Treats practice like games, competing hard and wanting to win drills.
- Focused on increasing skill level to become a consistent perimeter shooter and gain a proficient inside-outside game.
- Led Cowboys in total rebounds and total blocks as a sophomore.
- Spent post-graduate year at IMG Academy in Bradenton, Fla.
- Graduated from Lincoln High School in Brooklyn, N.Y., same school that produced Stephon Marbury, Sebastian Telfair and Lance Stephenson.
- Also played football for two seasons in high school.
- Favorites: Food: Baked mac and cheese. Movies: Gone in 60 Seconds and Friday Night Lights. Pro athlete: LeBron James, Tiger Woods. Advice received: Life is not a sprint, it is a marathon. Ice cream flavor: Strawberry.
- Biggest fear: Bugs. Why UM: Coach L. Started playing basketball: Age 10.

As a Sophomore at Oklahoma State (2013-14)

Led Cowboys in total rebounds pulling down 199 for the season, as well as blocks with total of 40, despite missing the season opener vs MVSU ... Pulled down six rebounds and blocked two shots in first game of the season vs. Utah Valley ... Grabbed six rebounds and blocked career high four shots vs. Delaware State ... Recorded first career double-double with 10 points and 10 rebounds at Texas ... Scored season high 12 points at Kansas ... Established career high with three steals and matched career high with four blocked shots vs. Texas ... Recorded second 10-point, eight-rebound effort of season against Robert Morris ... Perfect 5-of-5 from floor for 10 points vs. Louisiana Tech ... Ten points and eight rebounds vs. Butler ... Seven points, six boards and two shots vs. Arkansas-Pine Bluff ... Grabbed team-leading, season high 13 rebounds vs. Oklahoma (2/15) ... Eighth in blocks per game (1.3 bpg) and 15th in rebounding in Big 12.

As a Freshman at Oklahoma State (2012-13)

Grabbed six rebounds in semifinal game against Kansas State at Big 12 Championship ... Scored eight points, including six in first half, and grabbed four boards against Baylor ... Extremely efficient at Kansas, scoring four points, grabbing five rebounds and dishing out an assist in eight minutes ... Came off bench last five games after starting first 15 contests of season ... Career-high six trips to charity stripe vs Texas Tech ... Dished out career-best three assists vs TCU ... Scored 12 points against Tennessee Tech ... Scored career-high 13 points at Virginia Tech ... Recorded first collegiate double-figure rebounding game with career-high 10 boards vs sixth-ranked N.C. State ... Started first game as collegian in season opener against UC Davis ... Blocked four shots against the Aggies, tying for ninth-most by a Cowboy freshman in school history.

High School

Ranked No. 10 on HoopScoop's list of top fifth-year players in 2012 ... Spent post-graduate year at IMG Academy in Bradenton, Fla., and was starting forward for IMG ... Averaged 20 points, 10 rebounds and three assists for team that finished 28-2 against prep schools and was ranked among the top-five nationally ... Graduated from Lincoln High School in Brooklyn, N.Y. -- same school that produced Stephon Marbury, Sebastian Telfair and Lance Stephenson ... Team captain junior and senior seasons under head coach Dwayne Marton ... Averaged 17 points and more than 10 rebounds per game as senior ... Helped lead Railsplitters to PSAL Class-AA title game as senior and Brooklyn regular-season crown and borough title ... Ranked as No. 6 player in state of New York in 2011 according to HoopScoop ... Listed as one of four "standout players" at Super 16 Showcase in Hartford, Conn., in July of 2011 ... Also played football for two seasons in high school ... Recruited by UConn, Miami, Missouri, Louisville, Virginia, Virginia Tech, St. Johns, Rutgers, Florida and Florida State out of high school.

Personal

Born Kamari Michael Murphy on Dec. 14, 1993 ... Son of Michael Murphy and Kemel and Kaheem Draper ... Second oldest of six boys: Jacori, Kusamae, Maalik, Mikwan and Kieron ... Enjoys swimming, playing volleyball and football, and playing video games in his spare time.


2013-14				2012-13			
Opposition	P	R	A	Opposition	P	R	A
Utah Valley	2	6	1	UC Davis	7	6	0
Arkansas-Pine-Bluff	7	6	0	vs Akron	1	6	0
Memphis	5	7	1	vs Tennessee	4	7	1
at USF	0	5	2	vs NC State	4	10	1
vs Purdue	6	6	0	Portland State	9	5	0
vs Butler	10	8	2	at Virginia Tech	13	5	1
vs Memphis	6	6	0	USF	8	7	2
South Carolina	8	7	0	Missouri State	4	9	2
vs Louisiana Tech	10	3	1	Central Arkansas	9	7	1
Delaware State	5	7	1	UT Arlington	2	1	0
vs Colorado	4	5	0	Tennessee Tech	12	5	2
Robert Morris	10	8	3	Gonzaga	0	1	0
at Kansas State	2	3	1	at Kansas State	6	1	0
Texas	4	5	1	TCU	4	6	3
at West Virginia	7	5	0	at Oklahoma	0	3	0
TCU	8	8	0	Texas Tech	5	5	2
at Kansas	12	1	1	at Baylor	0	0	0
West Virginia	0	2	0	West Virginia	0	0	0
at Oklahoma	4	9	2	Iowa State	0	1	0
Baylor	9	5	0	at Kansas	4	5	1
Iowa State	7	6	0	Baylor	8	4	1
at Texas Tech	4	6	1	at Texas	5	6	1
at Texas	10	10	0	at Texas Tech	4	4	0
Oklahoma	7	13	1	Oklahoma	2	4	0
Kansas	3	9	2	Kansas	0	0	0
Texas Tech	10	6	2	at West Virginia	2	2	1
at TCU	6	11	1	at TCU	2	1	0
Kansas	8	4	0	Texas	1	4	0
Kansas State	4	6	0	at Iowa State	2	2	1
at Iowa State	6	9	0	Kansas State	0	1	0
vs Texas Tech	2	1	0	vs Baylor	2	0	1
vs Kansas	6	6	0	vs Kansas State	2	6	0
vs Gonzaga	8	8	0	Oregon	4	6	0

Murphy Season / Career Highs

Points	Career: 13 at Virginia Tech, 12/1/12
Rebounds	Career: 13 vs. Oklahoma, 2/15/14
Assists	Career: 3 (2x) last vs. Robert Morris, 12/30/13
Steals	Career: 3 vs. Texas, 1/8/14
Blocked Shots	Career: 4 (3x) last vs. Texas, 1/8/14
Field Goals	Career: 6 at Virginia Tech, 12/1/12
Field Goal Attempts	Career: 11 vs. Gonzaga, 3/21/14
Free Throws	Career: 4 (2x) last vs. Kansas State, 3/3/14
Free Throw Attempts	Career: 6 vs. Texas Tech, 1/19/13
3-Point Field Goals	Career: 1 (2x) last vs. Central Ark., 12/16/12
3-Point Field Goal Attempts	Career: 1 (4x) last vs. Central Ark., 12/16/12
Foul Disqualifications	Career: 12 total
Minutes	Career: 41 at Iowa State, 3/8/14

MURPHY OKLAHOMA STATE STATISTICS

MONTANA STATE STATISTICS										3-Point				Free Throws				Rebounds				PF				FO				Ast.				TO				Blk				Stl				Scoring			
Season	GP	GS	Min.	Avg.	FG	FGA	Pct.	FG	FGA	Pct.	FT	FTA	Pct.	Off.	Def.	Tot.	Avg.	PF	FO	Ast.	TO	Blk	Stl	Pts.	Avg.																								
2012-13	33	15	596	18.1	53	115	.461	2	4	.500	18	35	.514	52	78	130	3.9	73	2	21	35	20	8	126	3.8																								
2013-14	33	21	855	25.9	82	153	.536	0	0	.000	36	63	.571	63	144	207	6.3	113	10	23	38	41	17	200	6.1																								
Totals	66	36	1451	22.0	135	268	.504	2	4	.500	54	98	.551	115	222	337	5.1	186	12	44	73	61	25	326	4.9																								



JA'QUAN NEWTON

Freshman | Guard | 6-2 | 185

Philadelphia, Pa. | Neumann-Goretti HS

"One of the things about Ja'Quan, is that he played in a very competitive league in high school and is versatile, so he can play with a lot of different types of guys. He knows how to score." – Coach L

- Competitor with a real feel for the game. Fearless and relentless. Passionate and energetic.
 - Knack for getting in the lane off the dribble, then makes good decisions in the lane: floater, pass, dribble.
 - Improved defensively and can play multiple positions, on and off of the ball.
 - Getting stronger daily.
 - Tremendous ability to finish 8-feet and in. Working to become a better 3-point shooter.
 - Max bench: 236, up 60 pounds since his arrival. 185 Bench: 7x.
 - Ranked No. 58 in ESPN's Top 100.
 - Ranked No. 1 in the state and is the 12th-best PG in the country by ESPN.
 - Scored 1,972 career points in high school.
 - Leading scorer in both the history of the Catholic School League in Philadelphia and in Neumann-Goretti history. Owns three PIAA state titles.
 - Mother passed away March 2014 after 3-year battle with breast cancer, one day prior to state championship game in which Newton scored 33 points.
 - Played on Cherasore Playground basketball court at 10th and Olney in Philadelphia. Played in the Chosen League.
 - Dad, Joe Newton, was NABC Division II national player of the year out of the University of Central Oklahoma.
 - Favorites: Food: Fried chicken. Movie: Friday. Pro athlete: LeBron James. Subject in school: Math. Ice cream flavor: Vanilla. Cartoon: Tom and Jerry.
- Player when I was a kid: Allen Iverson.
- Why UM: Style of play and city of Miami. Ideal job after hoops: Coach.

High School: Ranked No. 58 in ESPN's Top 100 ... Ranked No. 1 in the state and is the 12th-best PG in the country by ESPN ... Catholic League MVP ... All-Catholic First Team ... Led team with 21.7 points Scored 1,972 career points in high school ... Guided the Saints to 22-4 record and sixth-straight Catholic League Championship ... Scored 15 of his 23 points in second half to seal the victory ... Started four-straight years in Catholic League Championship game ... Leading scorer in both the history of the Catholic School League in Philadelphia and in Neumann-Goretti history ... Secured a double-double with 14 points and 10 rebounds in first round of the Pennsylvania Interscholastic Athletic Association playoffs ... Scored 33 points and go-ahead bucket in overtime to win PIAA Class AAA Championship ... Consensus Top 60 player ... Averaged 18.0 points as a junior.

Personal: Born Ja'Quan Naasir Newton on August 23, 1995 in Philadelphia ... Son of the late Lisa Brown, and Joe Newton ... Brother to Cary Rudd and Miing Newton ... Mother passed away March 2014 after 3-year battle with breast cancer, one day prior to state championship game in which Newton scored 33 points ... NBPA Top 100 Camp ... LeBron James Skills Academy ... Played AAU ball for Team Final, the same squad as Miami teammate Davon Reed ... Also recruited by UCLA, Texas A&M and Minnesota.

NEWTON CAREER STATISTICS

NEWTON CAREER STATISTICS											3-Point			Free Throws			Rebounds								Scoring			
Season	GP	GS	Min.	Avg.	FG	FGA	Pct.	FG	FGA	Pct.	FT	FTA	Pct.	Off.	Def.	Tot.	Avg.	PF	FO	Ast.	TO	Blk	Stl	Pts.	Avg.			
2014-15	26	2	306	11.8	30	65	.462	2	7	.286	30	48	.625	5	13	18	0.7	24	0	35	26	2	7	92	3.5			

NEWTON 2014-15		TOTAL					3-PTS			FREE THROWS			REBOUNDS													
Opponent	Date	GS	Min	FG	FGA	Pct	3FG	FGA	Pct	FT	FTA	Pct	Off	Def	Tot	Avg	PF	FO	A	TO	Blk	Stl	Pts	Avg		
HOWARD	11-14-14	16	1	2	.500	0	0	.000	6	6	1.000	0	0	0	0.0	2	0	0	0	0	0	8	8.0			
at Florida	11-17-14	12	2	3	.667	0	0	.000	1	2	.500	0	1	1	0.5	0	0	3	1	0	0	5	6.5			
vs Drexel	11-20-14	19	2	3	.667	0	0	.000	3	3	1.000	0	1	1	0.7	1	0	3	4	0	1	7	6.7			
vs Akron	11-21-14	19	1	5	.200	0	0	.000	2	4	.500	0	0	0	0.5	0	0	1	0	0	1	4	6.0			
vs Charlotte	11-23-14	14	1	3	.333	0	0	.000	1	4	.250	1	2	3	1.0	0	0	3	2	0	1	3	5.4			
at Charlotte	11-25-14	7	0	1	.000	0	0	.000	0	0	.000	0	0	0	0.8	2	0	0	0	0	0	0	4.5			
SOUTH ALABAMA	11-28-14	17	2	3	.667	0	0	.000	1	2	.500	0	1	1	0.9	1	0	0	1	0	0	5	4.6			
ILLINOIS	12-02-14	5	0	0	.000	0	0	.000	0	0	.000	0	2	2	1.0	2	0	1	0	0	0	0	4.0			
GREEN BAY	12-06-14	4	0	2	.000	0	1	.000	0	0	.000	0	0	0	0.9	0	0	0	1	0	0	0	3.6			
SAVANNAH STATE	12-08-14	6	1	1	1.000	0	0	.000	0	0	.000	0	0	0	0.8	0	0	0	0	0	1	2	3.4			
EASTERN KENTUCKY	12-19-14	19	0	1	.000	0	0	.000	2	2	1.000	1	1	2	0.9	2	0	3	0	1	0	2	3.3			
vs Providence	12-22-14	9	1	2	.500	0	0	.000	1	1	1.000	0	0	0	0.8	0	0	1	1	0	1	3	3.3			
CHARLESTON	12-30-14	12	1	1	1.000	0	0	.000	4	7	.571	0	0	0	0.8	1	0	0	0	0	0	6	3.5			
VIRGINIA	01-03-15	5	0	2	.000	0	0	.000	0	0	.000	0	1	1	0.8	1	0	1	1	0	0	0	3.2			
at Duke	01-13-15	10	2	3	.667	0	0	.000	0	1	.000	1	1	2	0.9	2	0	3	4	0	0	4	3.3			
at Notre Dame	01-17-15	28	6	9	.667	0	0	.000	4	6	.667	2	0	2	0.9	1	0	5	2	1	1	16	4.1			
NC STATE	01-22-15	5	0	2	.000	0	0	.000	0	0	.000	0	0	0	0.9	1	0	1	0	0	0	0	3.8			
at Syracuse	01-24-15	9	1	2	.500	1	2	.500	0	0	.000	0	0	0	0.8	0	0	0	0	0	0	3	3.8			
GEORGIA TECH	01-28-15	7	1	1	1.000	0	0	.000	1	2	.500	0	0	0	0.8	3	0	0	1	0	0	3	3.7			
at Florida State	02-01-15	4	1	1	1.000	0	0	.000	0	0	.000	0	0	0	0.8	0	0	1	0	0	0	2	3.7			
LOUISVILLE	02-03-15	19	0	5	.000	0	2	.000	3	4	.750	0	1	1	0.8	0	0	1	2	0	0	3	3.6			
CLEMSON	02-08-15	*	17	0	1	.000	0	0	.000	1	4	.250	0	1	1	0.8	1	0	1	2	0	0	1	3.5		
at Wake Forest	02-11-15	*	15	2	4	.500	1	1	1.000	0	0	.000	0	0	0	0.7	1	0	2	1	0	0	5	3.6		
at Boston College	02-16-15	2	0	1	.000	0	0	.000	0	0	.000	0	0	0	0.7	0	0	0	0	0	0	0	3.4			
VIRGINIA TECH	02-18-15	5	0	0	.000	0	0	.000	0	0	.000	0	0	0	0.7	0	0	1	0	0	0	0	3.3			
NORTH CAROLINA	02-28-15	21	5	7	.714	0	1	.000	0	0	.000	0	1	1	0.7	3	0	4	3	0	1	10	3.5			

Newton Season Highs

Points

Season: 16, at Notre Dame, 1/17/15
ACC: 16, at Notre Dame, 1/17/15

Rebounds

Season: 2 (4x) last at Notre Dame, 1/17/15
ACC: 2 (2x) last at Notre Dame, 1/17/15

Assists

Season: 5, at Notre Dame, 1/17/15
ACC: 5, at Notre Dame, 1/17/15

Steals

Season: 1 (7x), last vs. North Carolina, 2/28/15
ACC: 1 (2x) last vs. North Carolina, 2/28/15

Blocked Shots

Season: 1 (2x) last at Notre Dame, 1/17/15
ACC: 1, at Notre Dame, 1/17/15

Field Goals

Season: 6, at Notre Dame, 1/17/15
ACC: 6, at Notre Dame, 1/17/15

Field Goal Attempts

Season: 9, at Notre Dame, 1/17/15
ACC: 9, at Notre Dame, 1/17/15

Free Throws

Season: 6, vs. Howard, 11/14/14
ACC: 4, at Notre Dame, 1/17/15

Free Throw Attempts

Season: 7, vs. Charleston, 12/30/14
ACC: 6, at Notre Dame, 1/17/15

3-Point Field Goals


Season: 1 (2x) last at Wake Forest, 2/11/15
ACC: 1 (2x) last at Wake Forest, 2/11/15

3-Point Field Goal Attempts

Season: 2 (2) last vs. Louisville, 2/3/15
ACC: 2 (2x) last vs. Louisville, 2/3/15

Minutes

Season: 28, at Notre Dame, 1/17/15
ACC: 28, at Notre Dame, 1/17/15



JAMES PALMER

Freshman | Guard | 6-5 | 200

12

Washington, D.C. | St. John's College HS

"Not necessarily as a freshman, but during the course of his career he could be one of our best players. James has size, he has skill, can pass, dribble, shoot, can shoot threes. He's very good. As he matures he's going to be a terrific player." – Coach L

- Intelligent with a high basketball IQ after playing at a high level in high school and AAU due to good coaching.
- Maturing physically and growing into his long limbs.
- Young player - turned 18 in late July, prior to freshman year.
- Can play positions 1-4.
- Makes tough left- and right-handed layups.
- Good pull-up jumper and can make 3-pointers.
- Max bench: 240, up 35 pounds since his arrival. 185 Bench: 7x.
- In Spain in August 2014, shot team best 68 percent from the floor and hit 57 percent (8-15) from distance en route to 11.5 ppg.
- Enjoys life and has a good sense of humor.
- Ranked No. 1 player in the D.C. region, by ESPN.
- Played AAU ball for Team Takeover.
- Favorites: Food: Shrimp. Movie: Friday. Pro athletes: Kobe Bryant and Michael Jordan. Ice cream: Cookies and cream.
- Best advice received: Stay humble, stay hungry. Why UM: Great coaches, playing style and weather. Started playing basketball: Age 7.

High School: Ranked No. 1 player in the D.C. region, by ESPN ... Senior year averaged team-high 15.7 points per game ... Played in D.C. State Athletic Association semifinal ... Led Cadets to 27-4 record ... Helped squad to a 20-win season by averaging 12 points, five rebounds and two assists as a junior ... First team all-conference ... Team captain ... Coached by Sean McAloon at St. John's College HS.

Personal: Born James Alfred Palmer, Jr., on July 31, 1996 in Washington, D.C. ... Son of Diane McFadden and the late James Palmer, Sr. ... Brother to Tijree and Tijisha ... Played AAU ball for Team Takeover ... Also recruited by Memphis, Wake Forest, Rutgers, Cincinnati and Maryland.

Palmer Season Highs

Points

Season: 12, vs. Charlotte, 11/23/14
ACC: 11, at Notre Dame, 1/17/15

Rebounds

Season: 4, vs. South Alabama, 11/28/14
ACC: 3 (4x) last vs. Virginia Tech, 2/18/15

Assists

Season: 3 (3x) last vs. Virginia Tech, 2/18/15
ACC: 3, vs. Virginia Tech, 2/18/15

Steals

Season: 1 (4x) last at Boston College, 2/16/15
ACC: 1, at Boston College, 2/16/15

Blocked Shots

Season: 1 (7x) last at Louisville, 2/21/15
ACC: 1 (2x) last at Louisville, 2/21/15

Field Goals

Season: 5, vs. Charlotte, 11/23/14
ACC: 3, (3x) last vs. Virginia Tech, 2/18/15

Field Goal Attempts

Season: 9, at Florida, 11/17/14
ACC: 8, vs. Virginia Tech, 2/18/15

Free Throws

Season: 3, at Notre Dame, 1/17/15
ACC: 3, at Notre Dame, 1/17/15

Free Throw Attempts

Season: 4, at Notre Dame, 1/17/15
ACC: 4, at Notre Dame, 1/17/15

3-Point Field Goals

Season: 2 (8x) last vs. Virginia Tech, 2/18/15
ACC: 2 (3x) last vs. Virginia Tech, 2/18/15

3-Point Field Goal Attempts

Season: 5 (2x) last vs. Virginia Tech, 2/18/15
ACC: 5 vs. Virginia Tech, 2/18/15

Minutes

Season: 27, at Florida, 11/17/14
ACC: 24, at Boston College, 2/16/15

PALMER CAREER STATISTICS

Season	GP	GS	Min.	Avg.	FG	FGA	Pct.	3-Point FG	3-Point FGA	3-Point Pct.	Free Throws FT	Free Throws FTA	Free Throws Pct.	Off.	Rebounds Def.	Rebounds Tot.	Avg.	PF	FO	Ass.	TO	Blk	Stl	Pts.	Avg.
2014-15	29	2	388	13.4	40	96	.417	17	52	.327	10	17	.588	7	30	37	1.3	21	0	19	20	7	4	107	3.7

PALMER 2014-15		TOTAL						3-PTS			FREE THROWS			REBOUNDS													
Opponent	Date	GS	Min	FG	FGA	Pct	3FG	FGA	Pct	FT	FTA	Pct	Off	Def	Tot	Avg	PF	FO	A	TO	Blk	Stl	Pts	Avg			
HOWARD	11-14-14	18	2	5	.400	2	5	.400	0	0	.000	0	2	2	2	2.0	1	0	2	2	1	1	6	6.0			
at Florida	11-17-14	27	4	9	.444	2	3	.667	0	0	.000	0	0	0	1.0	2	0	0	3	0	0	10	8.0				
vs Drexel	11-20-14	12	2	3	.667	2	2	1.000	0	0	.000	0	0	0	0.7	0	0	0	0	0	0	6	7.3				
vs Akron	11-21-14	23	3	5	.600	2	4	.500	0	0	.000	1	2	3	1.3	1	0	0	3	1	0	8	7.5				
vs Charlotte	11-23-14	23	5	7	.714	2	3	.667	0	0	.000	1	1	2	1.4	0	0	1	1	0	1	12	8.4				
at Charlotte	11-25-14	21	1	4	.250	0	2	.000	1	2	.500	0	2	2	1.5	2	0	0	2	1	0	3	7.5				
SOUTH ALABAMA	11-28-14	23	3	7	.429	0	3	.000	0	1	.000	2	2	4	1.9	0	0	3	0	1	0	6	7.3				
ILLINOIS	12-02-14	9	0	2	.000	0	1	.000	0	0	.000	0	0	0	1.6	0	0	0	0	0	0	0	6.4				
GREEN BAY	12-06-14	16	0	2	.000	0	1	.000	0	0	.000	0	0	0	1.4	2	0	2	1	0	0	0	5.7				
SAVANNAH STATE	12-08-14	11	1	2	.500	0	1	.000	0	0	.000	1	0	1	1.4	0	0	0	2	0	1	2	5.3				
EASTERN KENTUCKY	12-19-14	4	0	0	.000	0	0	.000	0	0	.000	0	1	1	1.4	0	0	0	1	0	0	0	4.8				
vs Providence	12-22-14	8	0	0	.000	0	0	.000	0	0	.000	0	0	0	1.3	3	0	2	1	0	0	0	4.4				
CHARLESTON	12-30-14	25	2	5	.400	1	3	.333	0	2	.000	0	2	2	1.3	0	0	3	0	1	0	5	4.5				
VIRGINIA	01-03-15	6	0	2	.000	0	1	.000	0	0	.000	0	0	0	1.2	0	0	1	0	0	0	0	4.1				
BOSTON COLLEGE	01-10-15	3	0	0	.000	0	0	.000	0	0	.000	0	0	0	1.1	0	0	0	0	0	0	0	3.9				
at Duke	01-13-15	5	1	2	.500	0	1	.000	0	0	.000	0	2	2	1.2	1	0	0	0	0	0	2	3.8				
at Notre Dame	01-17-15	19	3	3	1.000	2	2	1.000	3	4	.750	0	1	1	1.2	0	0	0	0	0	0	11	4.2				
NC STATE	01-22-15	12	2	3	.667	2	3	.667	1	2	.500	0	0	0	1.1	0	0	0	1	0	0	7	4.3				
at Syracuse	01-24-15	12	1	3	.333	0	2	.000	0	0	.000	0	1	1	1.1	1	0	1	1	0	0	2	4.2				
GEORGIA TECH	01-28-15	19	3	6	.500	0	2	.000	0	0	.000	0	2	2	1.2	1	0	0	0	0	0	6	4.3				
at Florida State	02-01-15	3	0	1	.000	0	0	.000	0	0	.000	0	1	1	1.1	0	0	0	0	0	0	0	4.1				
LOUISVILLE	02-03-15	8	1	4	.250	0	2	.000	1	2	.500	0	1	1	1.1	2	0	0	0	0	0	3	4.0				
CLEMSON	02-08-15	11	1	5	.200	0	2	.000	0	0	.000	1	2	3	1.2	0	0	0	0	0	0	2	4.0				
at Wake Forest	02-11-15	14	2	4	.500	0	1	.000	2	2	1.000	1	2	3	1.3	1	0	1	0	0	0	6	4.0				
at Boston College	02-16-15	*	24	0	4	.000	0	3	.000	2	2	1.000	0	3	3	1.4	3	0	0	1	1	1	2	4.0			
VIRGINIA TECH	02-18-15	*	23	3	8	.375	2	5	.400	0	0	.000	0	3	3	1.4	1	0	3	1	0	0	8	4.1			
at Louisville	02-21-15	3	0	0	.000	0	0	.000	0	0	.000	0	0	0	1.4	0	0	0	0	1	0	0	4.0				
FLORIDA STATE	02-25-15	1	0	0	.000	0	0	.000	0	0	.000	0	0	0	1.3	0	0	0	0	0	0	0	3.8				
NORTH CAROLINA	02-28-15	5	0	0	.000	0	0	.000	0	0	.000	0	0	0	1.3	0	0	0	0	0	0	0	3.7				



DAVON REED

Sophomore | Guard | 6-6 | 208

5

Ewing, N.J. | Princeton Day School (N.J.)

"I really like the progress he's made. Everything he did last year he's doing better." – Coach L

- Focused. Structured. Determined. Competitive. True student of the game. Will do whatever it takes to win.
- A 3 guard who played out of position at the point his freshman season for Miami.
- One of three players returning from the 2013-14 squad.
- Can guard multiple positions, has long arms and a fierce tenacity.
- Mostly a catch-and-shoot guy.
- Improved both his ability to attack the basket and his layup-making skills.
- Improved bench 175 to 250 pounds in four months as a freshman.
- Good student. Professional approach to life and everything he does. Mature for his age.
- Approach vertical: 40.5 | Bench max: 250 | 185 test: 15x.
- Four-star swingman listed as a Top 100 player (No. 97) by Rivals.com and No. 78 in the Class of 2013 by ESPN
- Third-best talent in New Jersey and 18th best nationally at the shooting guard position, according to ESPN.com.
- Kevin Durant Skills Academy. McDonald's All-American candidate.
- 2,000 point scorer. Averaged 24 points and 10 rebounds as a senior.
- Youth Role Model Award from Join-Effort Princeton for both dedication to his community and excellence in his personal life.
- Favorites: Food: Italian. Movie: I am Legend. Book: Great Gatsby. Pro athlete: LeBron James. Quote: Dreams don't work unless you do. Subject in school: Science. Ice cream flavor: Chocolate chip cookie dough. Cuban dish: Pechuga de pollo (chicken breast).
- Best advice received: Do what makes you happy. Why UM: ACC basketball, Coach L and sunny south Florida. Started playing basketball: Age 5.

As a Sophomore (2014-15): Underwent surgery on left lower extremity Sept. 4 after being injured Sept. 2 ... Expected to be sidelined until January, but returned Dec. 6 against Green Bay.

High School: Four-star swingman listed as a Top 100 player (No. 97) by Rivals.com and No. 78 in the Class of 2013 by ESPN ... Third-best talent in New Jersey and 18th best nationally at the shooting guard position, according to ESPN.com ... Rivals ranks him as 24th among shooting guards ... Kevin Durant Skills Academy ... 2,000 point scorer ... Averaged 24 points and 10 rebounds as a senior ... McDonald's All-American candidate ... Prep B Player of the Year in New Jersey ... All-area player of the year twice ... Averaged 27 points and nine rebounds per game for Princeton Day School (N.J.) junior season ... Coached by Paris McClean ... Youth Role Model Award from Join-Effort Princeton for both dedication to his community and excellence in his personal life.

Personal: Name is pronounced Day-von ... Born Davon Malcolm Reed on June 11, 1995 ... Son of David and Rose Reed ... Brother to Miles ... Majoring in sports administration ... Played AAU ball with Team Final ... Chose Miami over offers from Wake Forest, Cincinnati, Xavier and Memphis ... Student-Athlete Advisory Committee representative at UM ... Book Buster (3.0 spring semester GPA) ... Athletic Director's Honor Roll (3.2 spring semester GPA) ... Dean's List (3.5 spring semester GPA) ... ACC Honor Roll.

Reed Season/Career Highs

Points

Season: 19 (2x) last at Boston College, 2/16/15
Career: 19 (3x) last at Boston College, 2/16/15
ACC: 19 (2x) last at Boston College, 2/16/15

Rebounds

Season: 8, vs. Florida State, 2/25/15
Career: 8, vs. Florida State, 2/25/15
ACC: 8, vs. Florida State, 2/25/15

Assists

Season: 5, vs. Virginia Tech, 2/18/15
Career: 7, vs. Loyola, 12/30/13
ACC: 5, vs. Virginia Tech, 2/18/15

Steals

Season: 5, at Wake Forest, 2/11/15
Career: 5, at Wake Forest, 2/11/15
ACC: 5, at Wake Forest, 2/11/15

Blocked Shots

Season: 1 (5x) last vs. Clemson, 2/8/15
Career: 1 (9x) last vs. Clemson, 2/8/15
ACC: 1 (6x) last vs. Clemson, 2/8/15

Field Goals

Season: 7, vs. Louisville, 2/3/15
Career: 7 (2x) last vs. Louisville, 2/3/15
ACC: 7, vs. Louisville, 2/3/15

Field Goal Attempts

Season: 13, at Wake Forest, 2/11/15
Career: 13, at Wake Forest, 2/11/15
ACC: 13, at Wake Forest, 2/11/15

Free Throws

Season: 6, vs. Florida State, 2/25/15
Career: 6, vs. Florida State, 2/25/15
ACC: 6, vs. Florida State, 2/25/15

Free Throw Attempts

Season: 6 (2x) last vs. Florida State, 2/25/15
Career: 6 (3x) last vs. Florida State, 2/25/15
ACC: 6 (2x) last vs. Florida State, 2/25/15

3-Point Field Goals

Season: 5, vs. Louisville, 2/3/15
Career: 5 (2x) last vs. Louisville, 2/3/15
ACC: 5, vs. Louisville, 2/3/15

3-Point Field Goal Attempts

Season: 8, at Wake Forest, 2/11/15
Career: 8, vs. Arizona State, 12/1/13
ACC: 8, at Wake Forest, 2/11/15

Minutes


Season: 45, at Boston College, 2/16/15
Career: 45, at Boston College, 2/16/15
ACC: 45, at Boston College, 2/16/15

2013-14				
Opposition	P	R	A	
St. Francis (NY)	3	1	0	
Ga. Southern	7	1	2	
Texas Southern	11	3	3	
at C of Charleston	3	2	3	
UCF	17	5	1	
vs Geo. Wash.	6	2	2	
at CS Fullerton	9	3	2	
vs Arizona State	19	1	2	
at Nebraska	5	2	2	
Virginia Tech	10	5	0	
at Savannah State	8	1	1	
La Salle	8	0	4	
Loyola	8	2	7	
at Syracuse	5	0	1	
at North Carolina	0	2	0	
Florida State	0	1	0	
at Georgia Tech	3	0	0	
Duke	2	2	0	
Syracuse	16	2	0	
at Maryland	6	1	1	
Norfolk State	4	4	1	
Pittsburgh	4	3	1	
NC State	3	1	1	
at Florida State	7	2	2	
at Virginia Tech	5	2	0	
Notre Dame	12	3	0	
Boston College	0	0	0	
at Virginia	2	1	0	
at NC State	5	0	0	
at Clemson	3	1	0	
Wake Forest	3	1	1	
vs Virginia Tech	14	1	0	
vs NC State	9	0	1	

REED CAREER STATISTICS

Season	GP	GS	Min.	Avg.	FG	FGA	Pct.	3-Point FG	3-Point FGA	3-Point Pct.	FT	FTA	Pct.	Off.	Def.	Tot.	Avg.	PF	FO	Ast.	TO	Blk	Stl	Pts	Avg.
2013-14	33	10	683	20.7	71	207	.343	40	112	.357	35	53	.660	12	43	55	1.7	55	0	38	44	4	16	217	6.6
2014-15	21	12	522	24.9	52	104	.500	26	57	.456	24	31	.774	14	54	68	3.2	48	1	31	19	5	17	154	7.3
TOTAL	54	22	1205	22.3	123	311	.395	66	169	.391	59	84	.702	26	97	123	2.3	103	1	69	63	9	33	371	6.9

REED 2014-15			TOTAL			3-PTS			FREE THROWS			REBOUNDS				PF			FO			A			TO			Blk			Stl			Pts			Avg		
Opponent	Date	GS	Min	FG	FGA	Pct	3FG	FGA	Pct	FT	FTA	Pct	Off	Def	Tot	Avg	PF	FO	A	TO	Blk	Stl	Pts	Avg															
GREEN BAY	12-06-14		8	0	1	.000	0	0	.000	0	0	.000	0	0	0	0.0	2	0	0	0	0	1	0	0.0															
SAVANNAH STATE	12-08-14		14	0	2	.000	0	1	.000	0	0	.000	0	1	1	0.5	1	0	1	1	0	2	0	0.0															
EASTERN KENTUCKY	12-19-14		18	1	3	.333	1	2	.500	4	4	1.000	2	2	4	1.7	2	0	0	3	0	0	7	2.3															
vs Providence	12-22-14		10	0	3	.000	0	3	.000	0	0	.000	0	2	2	1.8	3	0	2	0	1	0	0	1.8															
CHARLESTON	12-30-14		18	2	2	1.000	0	0	.000	1	1	1.000	2	3	5	2.4	1	0	4	0	0	0	5	2.4															
VIRGINIA	01-03-15		14	1	1	1.000	1	1	1.000	1	2	.500	0	1	1	2.2	1	0	0	1	0	0	4	2.7															
BOSTON COLLEGE	01-10-15		16	0	1	.000	0	1	.000	0	0	.000	0	2	2	2.1	1	0	0	0	0	0	0	2.3															
at Duke	01-13-15		16	2	4	.500	0	0	.000	0	0	.000	2	1	3	2.3	2	0	2	0	1	1	4	2.5															
at Notre Dame	01-17-15	*	30	3	6	.500	3	4	.750	0	0	.000	0	4	4	2.4	5	1	4	1	1	0	9	3.2															
NC STATE	01-22-15	*	31	4	6	.667	2	3	.667	0	0	.000	0	1	1	2.3	2	0	2	0	0	1	10	3.9															
at Syracuse	01-24-15	*	26	4	5	.800	3	4	.750	0	0	.000	0	2	2	2.3	2	0	1	1	0	0	11	4.5															
GEORGIA TECH	01-28-15	*	30	2	3	.667	2	2	1.000	0	0	.000	0	4	4	2.4	3	0	0	1	1	1	6	4.7															
at Florida State	02-01-15	*	34	4	9	.444	1	4	.250	2	2	1.000	4	2	6	2.7	0	0	2	3	0	1	11	5.2															
LOUISVILLE	02-03-15	*	33	7	8	.875	5	6	.833	0	0	.000	0	5	5	2.9	4	0	1	2	0	2	19	6.1															
CLEMSON	02-08-15	*	32	1	2	.500	1	2	.500	0	0	.000	0	2	2	2.8	2	0	0	1	1	1	3	5.9															
at Wake Forest	02-11-15	*	36	6	13	.462	2	8	.250	3	4	.750	0	4	4	2.9	3	0	0	0	0	5	17	6.6															
at Boston College	02-16-15	*	45	6	10	.600	3	4	.750	4	6	.667	0	6	6	3.1	4	0	3	1	0	1	19	7.4															
VIRGINIA TECH	02-18-15	*	33	3	7	.429	0	3	.000	3	5	.600	1	2	3	3.1	2	0	5	2	0	1	9	7.4															
at Louisville	02-21-15	*	18	0	2	.000	0	1	.000	0	0	.000	0	2	2	3.0	3	0	1	1	0	0	0	7.1															
FLORIDA STATE	02-25-15	*	34	5	8	.625	2	4	.500	6	6	1.000	3	5	8	3.3	3	0	1	0	0	0	18	7.6															
NORTH CAROLINA	02-28-15	*	26	1	8	.125	0	4	.000	0	1	.000	0	3	3	3.2	2	0	2	1	0	0	2	7.3															



ANGEL RODRIGUEZ

Redshirt Junior | Guard | 5-11 | 180

Cupey, P.R. | Kansas State | Miami Krop HS

13

Rodriguez Season / Career Highs

Points

Season: 25 (2x) last vs. Florida State, 2/25/15
Career: 25 (2x) last vs. Florida State, 2/25/15
ACC: 25 (2x) last vs. Florida State, 2/25/15

Rebounds

Season: 8, vs. Akron, 11/21/14
Career: 8, vs. Akron, 11/21/14
ACC: 4 (5x) last vs. Florida State, 2/25/15

Assists

Season: 9, vs. Akron, 11/21/14
Career: 10, twice
ACC: 8, at Syracuse, 1/24/15

Steals

Season: 5 (2x) last at Duke, 1/13/15
Career: 5 (2x) last at Duke, 1/13/15
ACC: 5, at Duke, 1/13/15

Blocked Shots

Season: 2 (2x), last vs. Akron, 11/21/14
Career: 2 (2x) last vs. Akron, 11/21/14
ACC: 1 (2x) last vs. NC State, 1/22/15

Field Goals

Season: 8 (2x) last vs. Florida State, 2/25/15
Career: 8 (3x) last vs. Florida State, 2/25/15
ACC: 8 (2x) last vs. Florida State, 2/25/15

Field Goal Attempts

Season: 22, vs. Virginia, 01/03/15
Career: 22, vs. Virginia, 01/03/15
ACC: 22, vs. Virginia, 01/03/15

Free Throws

Season: 10, vs. Virginia, 01/03/15
Career: 10, vs. Virginia, 01/03/15
ACC: 10, vs. Virginia, 01/03/15

Free Throw Attempts

Season: 12 (2x) last vs. Florida State, 2/25/15
Career: 12 (2x) last vs. Florida State, 2/25/15
ACC: 12 (2x) last vs. Florida State, 2/25/15

3-Point Field Goals

Season: 5, at Florida, 11/17/14
Career: 5, (3x) last at Florida, 11/17/14
ACC: 4, at Duke, 1/13/15

3-Point Field Goal Attempts

Season: 9 (2x) last at Syracuse, 1/24/15
Career: 10, vs. TCU, 3/5/13
ACC: 9, at Syracuse, 1/24/15

Minutes

Season: 44, vs. Virginia, 01/03/15
Career: 44, vs. Virginia, 01/03/15
ACC: 44, vs. Virginia, 01/03/15

2015 Bob Cousy Collegiate PG of the Year Award Watch List 2015 Oscar Robertson Trophy Watch List

ACC Player of the Week - Nov. 24 Gildan Charleston Classic Most Valuable Player

"He can get other people shots, he can score, but what he's really great at is directing traffic. He loves to direct traffic. When you watch him play you'll think to yourself 'You know, one day he's probably going to be a coach.' His court presence is outstanding. He does it at the defensive end of the floor, offensive end of the floor, just has a great all-around game." - Coach L

"He's not afraid to bark out directions and motivate his teammates. His best attribute is his ability to generate confidence in his teammates." - Coach L

"Angel is a bulldog on defense, he's one of those guys that clenches his teeth, sinks his teeth into you and doesn't let you go. You've got to try and shake free from him. It's a great characteristic for a point guard and a great way for a coach to build the team defense." - Coach L

- Floor general. Vocal and physical leader.
- Ultra competitive. A bulldog. Very physical. Will use his strength on defensive and to go to the rim.
- Defensive mindset. Takes pride in his D.
- Gets the best out of others. Can create for teammates and score off the dribble.
- Max bench: 300, up 60 pounds since his arrival. 185 Bench: 15x.
- Played high school ball with teammate Joe Thomas at Miami Krop High School.
- Transferred from Kansas State in fall of 2013, sitting out 2013-14 due to NCAA transfer rules.
- As a sophomore at K-State (2012-13): NABC District 8 second team. All-Big 12 Second Team. Big 12 All-Defensive Team. Phillips 66 All-Championship Team. Big 12 Co-Champions.
- Ranked third in the Big 12 in assists, fourth in steals and fifth in assist-to-turnover ratio during his sophomore season in 2012-13.
- Born in San Juan, Puerto Rico. First language is Spanish. Left Puerto Rico at age 15 to come to the U.S. to play basketball. Transferred to Miami to be closer to home so his mother can watch his games.
- Despite baseball being a pastime in Puerto Rico, never played because the action was too slow.

"Coming to Miami was the best decision I ever made in my life. There are just so many positive things ever since came here. I got healthy. I met the great staff that we have, from top to bottom. I'm close to my family. I see my friends. I have a life other than basketball. So my mind is not just stuck in basketball. I kind of get my time to relax. I'm from Puerto Rico, I get to go to the beach and kind of feel like I'm at home, too. And at the same time it motivates me to get to be close to my family because it's something I don't want to take for granted any more. I'm enjoying every single moment that I spend with them. It motivates me to do good, and make them proud, because finally they're going get to see me at the games."

High School: No. 4 prospect in the state of Florida by FloridaHoops.com... A three-year letterman at Dr. Michael Krop High School in Miami, Fla. ... Averaged 23 points and six assists as a senior ... Named first team All-Class 6A by the Florida Association of Basketball Coaches (FABC) ... All-Dade County team by the Miami Herald ... Had the steal and game-winning basket in a 57-55 win over Hialeah-Miami Lakes and future Kansas State teammate Adrian Diaz to capture the District 13-6A title ... Posted 32 points against Carol City (2/10/11) in the District 13-6A semifinals ... Helped the Lightning to a 26-6 record and its first trip to the Class 6A state final four as a junior in 2009-10 ... Averaged 20.9 points, seven assists and 3.9 rebounds as a junior... Miami Herald's 2009-10 Class 6A Player of the Year ... First team all-state... Second team All-Florida (all classifications) ... First team All-Class 6A by FloridaHoops.com as a junior ... Collected a team-high 23 points and eight rebounds in the loss to Orlando Dr. Phillips in the state semifinals ... Posted 39 points in the Regional Final win over Columbus ... 38 points in a win over Arlington Country Day ... Led the team in scoring and assists as a sophomore en route to guiding the Lightning to district title ... First team All-Dade County by the Miami Herald ... Injured knee during the summer after senior year of high school ... Coached by Marcos "Shakey" Rodriguez.

Personal: Angel Daniel Rodriguez Tricoche was born Dec. 5, 1992, in San Juan, Puerto Rico ... Left Puerto Rico at age 15 to come to the U.S. to play basketball ... Mother is Jacqueline Tricoche ... Has two younger brothers, Luis Rivera and Yaniel Rivera... Cousin, Javi Gonzalez, played three seasons (2007-10) at NC State ... Received scholarship offers from a number of schools, including Louisville, Florida and N.C. State... Major is sports administration ... Enjoys singing and watching reality TV.


RODRIGUEZ CAREER STATISTICS

K-State	GP	GS	Min.	Avg.	3-Point			Free Throws			Rebounds			Scoring		
					FG	FGA	Pct.	FT	FTA	Pct.	Off.	Def.	Tot.	Avg.	PF	FO
2011-12	32	7	694	21.7	80	222	.360	32	101	.317	73	106	.689	18	61	79
2012-13	33	33	930	28.2	115	319	.361	55	160	.344	90	109	.826	18	51	69
Totals	65	40	1,624	25.0	195	541	.360	87	261	.333	163	215	.758	36	112	148

Miami	GP	GS	Min.	Avg.	3-Point			Free Throws			Rebounds			Scoring		
					FG	FGA	Pct.	FT	FTA	Pct.	Off.	Def.	Tot.	Avg.	PF	FO
2014-15	29	28	863	29.8	103	312	.330	46	154	.299	106	140	.757	13	59	72

RODRIGUEZ 2014-15

Opponent	Date	GS	Min	FG	FGA	Pct	3FG	FGA	Pct	FT	FTA	Pct	Off	Def	Tot	Avg	PF	FO	A	TO	Blk	Stl	Pts	Avg
HOWARD	11-14-14	*	26	4	11	.364	3	6	.500	5	7	.714	1	2	3	3.0	0	0	5	2	1	4	16	16.0
at Florida	11-17-14	*	36	7	14	.500	5	8	.625	5	7	.714	0	2	2	2.5	0	0	3	3	0	3	24	20.0
vs Drexel	11-20-14	*	31	5	13	.385	3	6	.500	2	3	.667	0	3	3	2.7	3	0	4	1	2	3	15	18.3
vs Akron	11-21-14	*	29	6	9	.667	1	3	.333	2	2	1.000	3	5	8	4.0	1	0	9	3	2	1	15	17.5
vs Charlotte	11-23-14	*	30	4	12	.333	1	5	.200	4	5	.800	0	2	2	3.6	4	0	5	3	1	5	13	16.6
at Charlotte	11-25-14	*	37	5	12	.417	4	7	.571	0	1	.000	0	2	2	3.3	3	0	6	2	0	1	14	16.2
SOUTH ALABAMA	11-28-14	*	24	2	7	.286	1	2	.500	2	2	1.000	0	3	3	3.3	1	0	1	3	0	2	7	14.9
ILLINOIS	12-02-14	*	32	2	9	.222	1	5	.200	4	6	.667	0	6	6	3.6	2	0	5	3	0	3	9	14.1
GREEN BAY	12-06-14	*	35	2	15	.133	1	6	.167	7	8	.875	0	1	1	3.3	5	1	3	3	0	2	12	13.9
SAVANNAH STATE	12-08-14	*	29	4	12	.333	4	9	.444	5	5	1.000	0	1	1	3.1	1	0	4	3	1	2	17	14.2
EASTERN KENTUCKY	12-19-14	*	28	0	6	.000	0	5	.000	1	3	.333	1	0	1	2.9	3	0	2	2	0	2	1	13.0
vs Providence	12-22-14	*	38	6	15	.400	3	7	.429	4	4	1.000	0	2	2	2.8	3	0	4	3	0	2	19	13.5
CHARLESTON	12-30-14	*	23	5	9	.556	2	5	.400	3	6	.500	1	4	5	3.0	2	0	3	3	0	0	15	13.6
VIRGINIA	01-03-15	*	44	7	22	.318	1	7	.143	10	12	.833	2	2	4	3.1	5	1	7	1	0	1	25	14.4
BOSTON COLLEGE	01-10-15	*	33	6	14	.429	1	6	.167	4	4	1.000	0	4	4	3.1	3	0	3	1	0	0	17	14.6
at Duke	01-13-15	*	33	8	15	.533	4	6	.667	4	6	.667	0	4	4	3.2	4	0	5	2	1	5	24	15.2
at Notre Dame	01-17-15	*	31	1	10	.100	1	7	.143	1	2	.500	0	1	1	3.1	3	0	4	1	0	0	4	14.5
NC STATE	01-22-15	*	30	2	8	.250	2	5	.400	8	10	.800	0	0	0	2.9	2	0	6	3	1	1	14	14.5
at Syracuse	01-24-15	*	32	2	11	.182	2	9	.222	6	9	.667	0	0	0	2.7	4	0	8	2	0	4	12	14.4
GEORGIA TECH	01-28-15	*	15	0	8	.000	0	5	.000	0	0	.000	0	1	1	2.7	2	0	5	4	0	2	0	13.7
at Florida State	02-01-15	*	25	3	11	.273	2	8	.250	0	3	.000	1	0	1	2.6	2	0	3	1	0	2	8	13.4
LOUISVILLE	02-03-15	*	24	2	9	.222	0	3	.000	2	2	1.000	0	1	1	2.5	5	1	1	2	0	0	6	13.0
CLEMSON	02-08-15	*	36	3	12	.250	1	6	.167	2	2	1.000	0	2	2	2.5	2	0	5	3	0	2	9	12.9
at Wake Forest	02-11-15	*	26	3	8	.375	1	4	.250	8	10	.800	1	2	3	2.5	4	0	2	3	0	0	15	13.0
at Boston College	02-16-15	*	26	2	6	.333	0	1	.000	2	2	1.000	1	0	1	2.4	5	1	6	3	0	1	6	12.7
VIRGINIA TECH	02-18-15	*	31	3	8	.375	1	5	.200	4	5	.800	1	2	3	2.5	4	0	4	2	0	3	11	12.6
at Louisville	02-21-15	*	38	1	12	.083	1	5	.200	2	2	1.000	1	3	4	2.5	3	0	4	4	0	1	5	12.3
FLORIDA STATE	02-25-15	*	38	8	14	.571	0	3	.000	9	12	.750	0	4	4	2.6	5	1	5	3	0	3	25	12.8
NORTH CAROLINA	02-28-15	*	3	0	0	.000	0	0	.000	0	0	.000	0	0	0	2.5	1	0	1	2	0	0	0	12.3



OMAR SHERMAN

Freshman | Forward | 6-8 | 260

22

Duncanville, Texas | Duncanville HS

"Omar has great hands and a great shooting touch, a beautiful jump hook inside and an outstanding 3-point shot." – Coach L

- Smooth-shooting lefty.
- Inside-outside player who can drain a three or drop a baby hook.
- Dropped 20 pounds and has added strength since arriving on UM campus summer of 2014.
- Max bench: 275, up 50 pounds since his arrival. 185 Bench: 13x.
- Easy-going, steady personality with no highs or lows emotionally.
- Will play the power forward, possibly the four on offense and five on defense.
- No. 10 recruit in Texas and No. 19 center in the country, according to ESPN.
- No. 20 power forward in the country by Scout.com, No. 94 player overall.
- Favorites: Food: Asian or steak. Movie: Friday. Pro athlete: Kobe Bryant and Kareem Abdul Jabbar. Quote: Hard work beats talent when talent fails to hard work. Subject in school: History. Ice cream flavor: Orange sherbet.
- Best advice received: If you don't fall, how are you going to know what getting up is like. Why UM: Great opportunity, atmosphere, tradition and culture. Started playing basketball: Age 3. Plays the trombone.

High School: Four-star prospect by ESPN and Scout.com ... No. 20 power forward in the country by Scout.com, No. 94 player overall ... No. 10 recruit in Texas and No. 19 center in the country, says ESPN ... Helped Duncanville to 20-12 season, and berth in the regional quarterfinals of the Texas UIL Boys State Basketball Championships ... Led team with 17.1 points per game and 8.4 rebounds per game ... Coached by Kenny Boren.

Personal: Born Omar Rivas Sherman on November 14, 1995 in Dallas, Texas ... Son of Maricela Herron and Alphonso Sherman ... Has seven siblings with three brothers: D'Anthony, Alphonso Jr., Ja'mall and four sisters: Monique, Antecia, Christina and Geneva ... Majoring in business marketing and entrepreneurship ... Played AAU with Deron Williams Elite ... Chose Miami over Wichita State, North Texas and Weber State ... Cousin to Mergerson basketball family: Laramie (Navy), Mariana (Texas), Veronica (UT Arlington) and Luke (Texas State/Mid-America Christian).

Sherman Season Highs

Points

Season: 13 (3x) last vs. Virginia, 01/03/15
ACC: 13, vs. Virginia, 01/03/15

Rebounds

Season: 7, vs. South Alabama, 11/28/14
ACC: 6, vs. Virginia, 01/03/15

Assists

Season: 2 (4x) last at Wake Forest, 2/11/15
ACC: 2 (4x) last at Wake Forest, 2/11/15

Steals

Season: 2, vs. Boston College, 1/10/15
ACC: 2, vs. Boston College, 1/10/15

Blocked Shots

Season: 3, vs. NC State, 1/22/15
ACC: 3, vs. NC State, 1/22/15

Field Goals

Season: 6, vs. South Alabama, 11/28/14
ACC: 5, vs. Virginia, 01/03/15

Field Goal Attempts

Season: 11, vs. South Alabama, 11/28/14
ACC: 10 (2x) last vs. NC State, 1/22/15

Free Throws

Season: 4, vs. Savannah State, 12/9/14
ACC: 2, vs. North Carolina, 2/28/15

Free Throw Attempts

Season: 5, vs. Savannah State, 12/9/14
ACC: 3, vs. North Carolina, 2/28/15

3-Point Field Goals

Season: 3, vs. Virginia, 01/03/15
ACC: 3, vs. Virginia, 01/03/15

3-Point Field Goal Attempts

Season: 7, vs. Virginia, 01/03/15
ACC: 7, vs. Virginia, 01/03/15


Minutes

Season: 40, vs. Virginia, 01/03/15
ACC: 40, vs. Virginia, 01/03/15

SHERMAN CAREER STATISTICS

Season	GP	GS	Min.	Avg.	FG	FGA	Pct.	3-Point FG	3-Point FGA	3-Point Pct.	Free Throws FT	Free Throws FTA	Free Throws Pct.	Off.	Rebounds Def.	Rebounds Tot.	Avg.	PF	FO	Ast.	TO	Blk	Stl	Scoring Pts.	Avg.
2014-15	28	9	509	18.2	57	134	.425	22	70	.314	13	20	.650	20	50	70	2.5	49	0	18	12	15	7	149	5.3

SHERMAN 2014-15		TOTAL					3-PTS			FREE THROWS			REBOUNDS															
Opponent	Date	GS	Min	FG	FGA	Pct	3FG	FGA	Pct	FT	FTA	Pct	Off	Def	Tot	Avg	PF	FO	A	TO	Blk	Stl	Pts	Avg				
HOWARD	11-14-14	17	0	0	0	.000	0	0	.000	0	0	.000	1	4	5	5.0	3	0	0	0	0	1	0	0.0				
at Florida	11-17-14	20	3	4	.750	1	2	.500	1	1	1.000	0	4	4	4.5	1	0	1	0	1	0	8	4.0					
vs Drexel	11-20-14	22	3	10	.300	2	5	.400	0	0	.000	3	3	6	5.0	1	0	0	0	1	0	8	5.3					
vs Akron	11-21-14	24	5	7	.714	2	4	.500	1	1	1.000	0	4	4	4.8	0	0	1	0	0	0	13	7.3					
vs Charlotte	11-23-14	14	2	4	.500	0	2	.000	0	0	.000	1	2	3	4.4	2	0	0	0	0	0	4	6.6					
at Charlotte	11-25-14	20	3	7	.429	1	2	.500	0	0	.000	1	4	5	4.5	2	0	1	0	0	0	7	6.7					
SOUTH ALABAMA	11-28-14	20	6	11	.545	1	3	.333	0	0	.000	1	6	7	4.9	3	0	1	2	1	0	13	7.6					
ILLINOIS	12-02-14	18	1	6	.167	1	5	.200	2	2	1.000	0	1	1	4.4	3	0	1	0	1	0	5	7.3					
GREEN BAY	12-06-14	10	0	2	.000	0	0	.000	0	0	.000	3	1	4	4.3	0	0	0	1	2	0	0	6.4					
SAVANNAH STATE	12-08-14	14	1	1	1.000	0	0	.000	4	5	.800	0	1	1	4.0	1	0	0	0	0	0	6	6.4					
EASTERN KENTUCKY	12-19-14	4	0	1	.000	0	0	.000	0	0	.000	0	0	0	3.6	1	0	0	0	2	0	0	5.8					
vs Providence	12-22-14	*	19	3	7	.429	0	3	.000	0	2	.000	1	1	2	3.5	1	0	0	0	0	0	6	5.8				
CHARLESTON	12-30-14	21	2	5	.400	1	3	.333	0	0	.000	1	1	2	3.4	4	0	1	1	0	1	5	5.8					
VIRGINIA	01-03-15	40	5	10	.500	3	7	.429	0	2	.000	1	5	6	3.6	4	0	1	0	0	0	13	6.3					
BOSTON COLLEGE	01-10-15	*	28	2	5	.400	1	4	.250	0	0	.000	1	2	3	3.5	2	0	2	0	0	2	5	6.2				
at Duke	01-13-15	*	22	3	4	.750	2	3	.667	0	0	.000	0	1	1	3.4	3	0	0	0	0	0	8	6.3				
at Notre Dame	01-17-15	7	0	1	.000	0	1	.000	0	0	.000	0	1	1	3.2	0	0	0	0	0	0	0	5.9					
NC STATE	01-22-15	*	32	4	10	.400	2	5	.400	0	0	.000	1	1	2	3.2	2	0	2	0	3	0	10	6.2				
at Syracuse	01-24-15	*	24	3	6	.500	2	3	.667	0	0	.000	0	0	0	3.0	4	0	2	0	0	1	8	6.3				
GEORGIA TECH	01-28-15	*	18	0	5	.000	0	4	.000	0	0	.000	1	2	3	3.0	1	0	0	1	0	0	0	6.0				
at Florida State	02-01-15	*	17	0	1	.000	0	1	.000	2	2	1.000	0	1	1	2.9	1	0	1	2	0	0	2	5.8				
LOUISVILLE	02-03-15	15	0	3	.000	0	2	.000	1	2	.500	0	0	0	2.8	1	0	0	0	0	0	1	5.5					
at Wake Forest	02-11-15	20	2	5	.400	1	4	.250	0	0	.000	0	3	3	2.8	2	0	2	1	0	0	5	5.5					
at Boston College	02-16-15	4	1	1	1.000	1	1	1.000	0	0	.000	0	0	0	2.7	1	0	0	0	0	0	3	5.4					
VIRGINIA TECH	02-18-15	10	2	3	.667	0	0	.000	0	0	.000	1	1	2	2.6	1	0	1	2	1	0	4	5.4					
at Louisville	02-21-15	*	20	3	7	.429	1	4	.250	0	0	.000	0	1	1	2.6	2	0	0	1	1	1	7	5.4				
FLORIDA STATE	02-25-15	*	17	1	4	.250	0	1	.000	0	0	.000	2	0	2	2.6	3	0	1	1	1	0	2	5.3				
NORTH CAROLINA	02-28-15	12	2	4	.500	0	1	.000	2	3	.667	1	0	1	2.5	0	0	0	0	1	1	6	5.3					



JOE THOMAS

Graduate | Forward | 6-7 | 245

2

Miami, Fla. | Niagara | Miami Krop HS

- Strongest player on the current team and in program history for a Coach Larrañaga team. Bench 370 pounds on his first day, topping former record-holder Erik Swoope's 365 pounds.
- Coaches would like Thomas to model his game after Kenneth Faried with high energy, rebounding, screening and the dirty work.
- Scores primarily from dump offs and putbacks.
- Coachable player who works hard and is a hustle guy.
- Provides needed collegiate experience in the front court.
- Max bench: 375. 185 Bench: 23x.
- Played high school ball with teammate Angel Rodriguez at Miami Krop High School.
- Favorites: Food: Chicken alfredo. Movie: Antwone Fisher. Pro athlete: Charles Barkley and Scottie Pippen. Subject in school: Art. Ice cream flavor: Cookies and cream. Thing to do in Miami: Beach and fish. TV channel: Discovery.
- Why UM: Always wanted to be here, since I was a little kid. It's all about the U.

High School: Averaged 12 points, 10 rebounds and four assists as a senior ... Led Krop High School to the Florida Class 6A semifinals in 2010 ... Coached by Marcos "Shakey" Rodriguez.

Personal: Full name is Joseph Emory Thomas ... Born Sept. 6, 1991 in Miami, Fla. ... Son of Nicole Wells ... Has a brother, Tracelyn, and a sister, Kahaila ... Favorite athlete is Amar'e Stoudemire ... Earned degree in criminal justice from Niagara in May 2014 ... Pursuing a masters in community and social change at Miami ... Bench presses 370 pounds, topping former Canes record of 365 pounds, held by UM hooper turned Indianapolis Colt, Erik Swoope ... Student-Athlete Advisory Committee representative at UM.

Thomas Season / Career Highs

Points

Season: 4 (3x) last at Florida State, 2/1/15
Career: 15 vs. Canisius, 3/2/12
ACC: 4, at Florida State, 2/1/15

Rebounds

Season: 13, vs. Green Bay, 12/6/14
Career: 13, vs. Green Bay, 12/6/14
ACC: 5, at Duke, 1/13/15

Assists

Season: 2, (2x) last vs. Green Bay, 12/6/14
Career: 3, vs. Davidson, 12/11/13
ACC: 1 (2x) last at Florida State, 2/1/15

Steals

Season: 3, vs. Savannah State, 12/9/14
Career: 3, vs. Savannah State, 12/9/14
ACC: 1, vs. Clemson, 2/8/15

Blocked Shots

Season: 2, vs. Howard, 11/14/14
Career: 4 vs. Siena, 12/6/13

ACC:

Field Goals

Season: 2 (2x) last vs. Green Bay, 12/6/14
Career: 6 (3x), last vs. Quinnipiac, 2/2/14
ACC: 2, at Florida State, 2/1/15

Field Goal Attempts

Season: 3 (2x) last vs. Green Bay, 12/6/14
Career: 9 (2x), last vs. Quinnipiac, 2/2/14
ACC: 2, at Florida State, 2/1/15

Free Throws

Season: 2, vs. Illinois, 12/2/14
Career: 3 (2x) last vs. Canisius, 3/2/12
ACC:

Free Throw Attempts

Season: 2 (5x), last vs. Savannah State, 12/9/14
Career: 6 vs. Canisius, 3/2/12
ACC: 1, vs. Georgia Tech, 1/28/15

3-Point Field Goals

Career:

3-Point Field Goal Attempts

Career:

Minutes

Season: 27, vs. Howard, 11/14/14
Career: 33 vs. Canisius, 3/2/12
ACC: 24, at Florida State, 2/1/15


THOMAS CAREER STATISTICS

Niagara	GP	GS	Min.	Avg.	FG	FGA	Pct.	FG	FGA	Pct.	FT	FTA	Pct.	Off.	Def.	Tot.	Avg.	PF	FO	Ast.	TO	Blk	Stl	Pts.	Avg.
2011-12	33	4	507	15.4	51	95	.537	0	0	.000	12	31	.387	56	65	121	3.7	86	4	10	28	26	15	114	3.5
2012-13	28	8	263	9.4	31	52	.596	0	0	.000	5	19	.263	28	39	67	2.4	52	1	4	12	15	7	67	2.4
2013-14	33	10	452	13.7	51	93	.548	0	0	.000	9	35	.257	37	50	87	2.6	80	3	14	23	27	7	111	3.4
TOTAL	94	22	1222	13.0	133	240	.554	0	0	.000	26	85	.306	121	154	275	2.9	218	8	28	63	68	29	292	3.1

Miami	GP	GS	Min.	Avg.	FG	FGA	Pct.	FG	FGA	Pct.	FT	FTA	Pct.	Off.	Def.	Tot.	Avg.	PF	FO	Ast.	TO	Blk	Stl	Pts.	Avg.
2014-15	26	15	291	11.2	14	25	.560	0	0	.000	3	13	.231	25	30	55	2.1	28	0	8	6	3	6	31	1.2

THOMAS 2014-15

Opponent	Date	GS	Min	FG	FGA	Pct	3FG	FGA	Pct	FT	FTA	Pct	Off	Def	Tot	Avg	PF	FO	A	TO	Blk	Stl	Pts	Avg
HOWARD	11-14-14	*	27	2	2	1.000	0	0	.000	0	1	.000	3	2	5	5.0	1	0	0	2	2	1	4	4.0
at Florida	11-17-14	*	10	0	0	.000	0	0	.000	0	0	.000	0	0	0	2.5	0	0	0	0	0	0	2.0	
vs Drexel	11-20-14	*	21	1	3	.333	0	0	.000	0	0	.000	0	3	3	2.7	2	0	0	0	0	0	2	2.0
vs Akron	11-21-14	*	12	1	1	1.000	0	0	.000	0	2	.000	0	2	2	2.5	3	0	0	0	0	0	2	2.0
vs Charlotte	11-23-14	*	11	0	1	.000	0	0	.000	0	0	.000	2	1	3	2.6	0	0	2	0	0	1	0	1.6
at Charlotte	11-25-14	*	13	0	0	.000	0	0	.000	0	0	.000	0	0	0	2.2	1	0	0	1	0	0	0	1.3
SOUTH ALABAMA	11-28-14	*	13	1	1	1.000	0	0	.000	0	2	.000	1	1	2	2.1	1	0	1	0	0	0	2	1.4
ILLINOIS	12-02-14	*	11	0	1	.000	0	0	.000	2	2	1.000	0	0	0	1.9	0	0	0	0	0	0	2	1.5
GREEN BAY	12-06-14	*	19	2	3	.667	0	0	.000	0	2	.000	4	9	13	3.1	2	0	2	0	1	0	4	1.8
SAVANNAH STATE	12-08-14	*	23	0	1	.000	0	0	.000	1	2	.500	2	4	6	3.4	2	0	0	0	0	3	1	1.7
EASTERN KENTUCKY	12-19-14	*	20	1	2	.500	0	0	.000	0	1	.000	1	1	2	3.3	0	0	0	2	0	0	2	1.7
vs Providence	12-22-14	*	10	1	1	1.000	0	0	.000	0	0	.000	1	1	2	3.2	0	0	1	0	0	0	2	1.8
CHARLESTON	12-30-14	*	12	0	2	.000	0	0	.000	0	0	.000	2	0	2	3.1	0	0	0	0	0	0	0	1.6
VIRGINIA	01-03-15	*	9	1	1	1.000	0	0	.000	0	0	.000	2	0	2	3.0	3	0	0	0	0	0	2	1.6
BOSTON COLLEGE	01-10-15	*	1	0	0	.000	0	0	.000	0	0	.000	0	0	0	2.8	0	0	0	0	0	0	0	1.5
at Duke	01-13-15	*	10	0	1	.000	0	0	.000	0	0	.000	1	4	5	2.9	1	0	0	0	0	0	0	1.4
at Notre Dame	01-17-15	*	1	0	0	.000	0	0	.000	0	0	.000	0	0	0	2.8	1	0	0	0	0	0	0	1.4
GEORGIA TECH	01-28-15	*	8	1	1	1.000	0	0	.000	0	1	.000	2	0	2	2.7	2	0	1	0	0	0	2	1.4
at Florida State	02-01-15	*	24	2	2	1.000	0	0	.000	0	0	.000	1	0	1	2.6	4	0	1	0	0	0	4	1.5
LOUISVILLE	02-03-15	*	8	0	0	.000	0	0	.000	0	0	.000	0	0	0	2.5	1	0	0	0	0	0	0	1.5
CLEMSON	02-08-15	*	3	0	0	.000	0	0	.000	0	0	.000	1	0	1	2.4	0	0	0	1	0	1	0	1.4
at Wake Forest	02-11-15	*	2	0	0	.000	0	0	.000	0	0	.000	0	0	0	2.3	1	0	0	0	0	0	0	1.3
at Boston College	02-16-15	*	5	0	1	.000	0	0	.000	0	0	.000	0	1	1	2.3	0	0	0	0	0	0	0	1.3
VIRGINIA TECH	02-18-15	*	7	0	0	.000	0	0	.000	0	0	.000	0	1	1	2.2	0	0	0	0	0	0	0	1.2
at Louisville	02-21-15	*	5	0	0	.000	0	0	.000	0	0	.000	1	0	1	2.2	1	0	0	0	0	0	0	1.2
NORTH CAROLINA	02-28-15	*	6	1	1	1.000	0	0	.000	0	0	.000	1	0	1	2.1	2	0	0	0	0	0	2	1.2



MIKE FERNANDEZ

Sophomore | Guard | 6-1 | 190

11

Coral Gables, Fla. | Belen Jesuit

- Local Coral Gables product. Walk on.
- Hard working. Plays hard on defense in practice, making others better.
- Dedicated to improving his game.
- Tremendous increase in strength since arriving in 2013.
- Max bench: 300, up 95 pounds since his arrival.
- Cuban descent. First language is Spanish.
- Despite an offer from Cornell, stayed in Miami to be close to cousin who has leukemia.
- Favorites: Food: Cuban. Cuban dish: Vaca frita (crispy beef), arroz con frijoles (rice and beans) y tres leches (three milks dessert). Movies: Godfather and Will Ferrell movies. Book: Mediations by Marcu Aurelius. Athlete: Rudy Garcia-Tolson (Paralympic runner). Quote: "Ubuntu" – Nguni Bantu African for I am because we are. Ice cream flavor: Fish Food.
- Ideal profession: Business magnate and investor. Best piece of advice: Never take no for an answer. Started playing basketball: Fifth grade. Why UM: Why not?

2014-15			
Opposition	P	R	A
Howard	2	0	0
Charleston	0	0	0
Virginia Tech	0	0	0

2013-14			
Opposition	P	R	A
Texas Southern	0	0	0
Loyola	0	0	0
Boston College	0	0	0

Fernandez Career Highs


Points

Season: 2, vs. Howard, 11/14/14

As a Freshman (2013-14): Walk on ... Played in three games, including one ACC game against Boston College (2/22) ... Season highs: 2 minutes vs. Loyola 12/30.

High School: All-Dade county team honorable mention two years ... Dade vs. Palm Beach County all-star game ... Averaged 8.0 ppg senior year ... Hit 40 percent of field goals senior year ... Three-year varsity letterman ... Two-year starter at guard ... Coached by Jose Roca ... Honor roll ... Played water polo, winning second place at state ... Also on track team.

Personal: Born Michael Brandon Fernandez April 5, 1995 ... Son of Ilena and Joaquin Novoa and Mike and Constance Fernandez ... Brother to George, Alexander, Cristofer and Michelle Fernandez, and Joaquin Novoa ... Majoring in finance ... First language is Spanish ... Played AAU for Gold Coast: Team Miami ... Recruited by Cornell University.



CHRIS STOWELL

Freshman | Forward | 6-7 | 190

35

Exeter, N.H. | Tilton School (N.H.) | Exeter HS


- Last name is pronounced stole.
- Walk on from New Hampshire who played postgraduate year at Tilton School.
- Foote Fellow at UM - a program that is offered to a select number of incoming freshmen who have a record of curricular and co-curricular distinction in high school and exhibit an interest in and capacity for independent and self-motivated learning.
- Good athleticism and is improving his strength.
- Max bench: 260, up 70 pounds since his arrival. 185 Bench: 11x.
- Looking to expand his offensive game to shoot 3-pointers.
- Brother, Bill, played basketball at Plymouth State University.
- Speaks English, Spanish, some Italian, a little Russian, and is learning Chinese and Hebrew.
- Favorites: Food: Pasta with Italian meatballs. Movie: Transformers and Hoosiers. Book: Mind Gym by Gary Mack. Pro athlete: Derek Jeter. Quote: Winners never quit and quitters never win. Actor: Mark Harmon. Subject in school: Math. Ice cream flavor: Peanut butter. Cuban dish: Dulce de leche (caramel dessert).
- Biggest fear: Clowns. Ideal profession: Entrepreneur. Why UM: Best combination of academics and athletics. Started playing basketball: Age 4.

2014-15			
Opposition	P	R	A
Howard	0	0	1
Charleston	0	0	0
Virginia Tech	0	0	0

Tilton School : During post graduate year in 2013-14, won postseason coaches award ... Coached by Marcus O'Neil ... Honor roll.

Exeter High School: Helped Blue Hawks to state playoffs in both the 2011-12 and 2012-13 seasons ... Reached quarter-finals senior year ... In 2012-13 assisted team to championship game of the 50th Annual Queen City Invitational by scoring 10 points and going 6-for-6 from line in semi-final game ... Coached by Jeff Holmes at Exeter ... Twice earned scholar-athlete award ... Honor roll.

Personal: Born Christopher Michael Stowell on Dec. 29, 1994 in Exeter, N.H. ... Last name is pronounced Stoll ... Son of Bill and Maria ... Brother to Bill, Jr., who played basketball at Plymouth State University ... One of 560 students (out of 10,000 undergrads) to be named a Foote Fellow at UM - a program that is offered to select incoming freshmen who have a record of curricular and co-curricular distinction in high school and exhibit an interest in and capacity for independent and self-motivated learning ... Student-Athlete Advisory Committee representative at UM.




1
DEANDRE BURNETT
Rfr. | G | 6-2 | 195
Miami, Fla. | Carol City HS




33
IVAN CRUZ UCEDA
Jr. | F | 6-10 | 237
Madrid, Spain | Harcum College (Pa.)




11
MIKE FERNANDEZ
So. | G | 6-1 | 190
Coral Gables, Fla. | Belen Jesuit




23
TONYE JEKIRI
Jr. | C | 7-0 | 244
Hialeah, Fla. | Champagnat Catholic




20
MANU LECOMTE
So. | G | 5-11 | 170
Brussels, Belgium | Athene des Pagodes




10
SHELDON McCLELLAN
Rjr. | G | 6-5 | 205
Houston, Texas | Texas | Bellaire



21
KAMARI MURPHY
Jr. | F | 6-9 | 216
Brooklyn, N.Y. | Oklahoma St | IMG | Lincoln HS




0
JA'QUAN NEWTON
Fr. | G | 6-2 | 185
Philadelphia, Pa. | Neumann-Goretti



12
JAMES PALMER
Fr. | G | 6-5 | 200
Washington, D.C. | St. John's College HS




5
DAVON REED
So. | G | 6-6 | 208
Ewing, N.J. | Princeton Day




13
ANGEL RODRIGUEZ
Rjr. | G | 5-11 | 180
San Juan, P.R. | Kansas State | Miami Krop



22
OMAR SHERMAN
Fr. | F | 6-8 | 260
Duncanville, Texas | Duncanville HS



35
CHRIS STOWELL
Fr. | F | 6-7 | 190
Exeter, N.H. | Tilton School | Exeter HS



2
JOE THOMAS
Gr. | F | 6-7 | 245
Miami, Fla. | Niagara | Miami Krop HS



JIM LARRAÑAGA
Head Coach



ERIC KONKOL
Assistant Coach



MICHAEL HUGER
Assistant Coach



CHRIS CAPUTO
Assistant Coach



ADAM FISHER
Director of Operations

2014-15 Miami Men's Basketball
Miami Combined Team Statistics (as of Feb 28, 2015)
Conference games

RECORD:	OVERALL	HOME	AWAY	NEUTRAL
ALL GAMES	8-8	5-4	3-4	0-0
CONFERENCE	8-8	5-4	3-4	0-0
NON-CONFERENCE	0-0	0-0	0-0	0-0

##	Player	gp-gs	min	avg	Total		3-Point		F-Throw		Rebounds				pf	dq	a	to	blk	stl	pts	avg
					fg-fga	fg%	3fg-fga	3fg%	ft-fa	ft%	off	def	tot	avg								
10	Sheldon McClellan	16-16	543	33.9	77-160	.481	27-72	.375	47-57	.825	8	55	63	3.9	19	0	28	18	4	14	228	14.3
13	Angel Rodriguez	16-15	465	29.1	51-168	.304	17-80	.213	62-81	.765	7	26	33	2.1	54	4	69	37	2	25	181	11.3
23	Tonye Jekiri	16-16	528	33.0	60-117	.513	0-0	.000	35-51	.686	57	125	182	11.4	49	2	11	22	24	13	155	9.7
05	Davon Reed	16-12	454	28.4	49-93	.527	25-51	.490	19-26	.731	10	46	56	3.5	39	1	24	15	4	14	142	8.9
20	Manu Lecomte	16-3	310	19.4	28-74	.378	17-37	.459	21-25	.840	2	15	17	1.1	18	0	28	18	0	10	94	5.9
01	Deandre Burnett	10-3	145	14.5	17-42	.405	7-24	.292	12-17	.706	2	6	8	0.8	12	0	5	12	1	1	53	5.3
22	Omar Sherman	15-8	286	19.1	28-69	.406	13-41	.317	5-9	.556	8	18	26	1.7	27	0	12	8	7	5	74	4.9
33	Ivan CruzUceda	12-0	163	13.6	14-47	.298	9-33	.273	9-12	.750	9	26	35	2.9	9	0	3	7	1	4	46	3.8
00	Ja'Quan Newton	13-2	147	11.3	18-38	.474	2-6	.333	9-17	.529	3	5	8	0.6	13	0	20	16	1	2	47	3.6
12	James Palmer	16-2	168	10.5	17-45	.378	6-24	.250	9-12	.750	2	18	20	1.3	10	0	6	4	2	1	49	3.1
02	Joe Thomas	13-3	89	6.8	5-7	.714	0-0	.000	0-1	.000	9	6	15	1.2	16	0	2	1	0	1	10	0.8
11	Mike Fernandez	1-0	1	1.0	0-1	.000	0-1	.000	0-0	.000	0	0	0	0.0	1	0	0	0	0	0	0	0.0
35	Chris Stowell	1-0	1	1.0	0-0	.000	0-0	.000	0-0	.000	0	0	0	0.0	0	0	0	0	0	0	0	0.0
Team											27	37	64					4				
Total.....		16	3300		364-861	.423	123-369	.333	228-308	.740	144	383	527	32.9	267	7	208	162	46	90	1079	67.4
Opponents.....		16	3301		384-870	.441	106-295	.359	190-285	.667	153	391	544	34.0	275	5	200	181	55	84	1064	66.5

TEAM STATISTICS	UM	OPP
SCORING	1079	1064
Points per game	67.4	66.5
Scoring margin	+0.9	-
FIELD GOALS-ATT	364-861	384-870
Field goal pct	.423	.441
3 POINT FG-ATT	123-369	106-295
3-point FG pct	.333	.359
3-pt FG made per game	7.7	6.6
FREE THROWS-ATT	228-308	190-285
Free throw pct	.740	.667
F-Throws made per game	14.3	11.9
REBOUNDS	527	544
Rebounds per game	32.9	34.0
Rebounding margin	-1.1	-
ASSISTS	208	200
Assists per game	13.0	12.5
TURNOVERS	162	181
Turnovers per game	10.1	11.3
Turnover margin	+1.2	-
Assist/turnover ratio	1.3	1.1
STEALS	90	84
Steals per game	5.6	5.3
BLOCKS	46	55
Blocks per game	2.9	3.4
ATTENDANCE	55322	91498
Home games-Avg/Game	9-6147	7-13071
Neutral site-Avg/Game	-	0-0

Date	Opponent		Score	Att.
* 01-03-15	VIRGINIA	Lo2	80-89	5377
* 01-10-15	BOSTON COLLEGE	W	60-56	6608
* 01-13-15	at Duke	W	90-74	9314
* 01-17-15	at Notre Dame	L	70-75	9149
* 01-22-15	NC STATE	W	65-60	6556
* 01-24-15	at Syracuse	W	66-62	30677
* 01-28-15	GEORGIA TECH	L	50-70	5031
* 02-01-15	at Florida State	L	54-55	7282
* 02-03-15	LOUISVILLE	L	55-63	6563
* 02-08-15	CLEMSON	W	56-45	6351
* 02-11-15	at Wake Forest	L	70-72	9918
* 02-16-15	at Boston College	Wo2	89-86	3813
* 02-18-15	VIRGINIA TECH	W	76-52	5007
* 02-21-15	at Louisville	L	53-55	21345
* 02-25-15	FLORIDA STATE	W	81-77	5857
* 02-28-15	NORTH CAROLINA	L	64-73	7972

& = Gildan Charleston Classic, S.C.

% = ACC-Big Ten Challenge

^ = Brooklyn Holiday Hoops Invitational, N.Y.

* = Conference game

Score by Periods	1st	2nd	OT	OT2	Totals
Miami	455	584	18	22	1079
Opponents	475	543	18	28	1064

2014-15 Miami Men's Basketball
Miami Combined Team Statistics (as of Feb 28, 2015)
All games

RECORD:	OVERALL	HOME	AWAY	NEUTRAL
ALL GAMES	18-11	10-6	5-4	3-1
CONFERENCE	8-8	5-4	3-4	0-0
NON-CONFERENCE	10-3	5-2	2-0	3-1

#	Player	gp-gs	min	avg	Total		3-Point		F-Throw		Rebounds				pf	dq	a	to	blk	stl	pts	avg
					fg-fga	fg%	3fg-fga	3fg%	ft-fa	ft%	off	def	tot	avg								
10	Sheldon McClellan	29-29	959	33.1	154-300	.513	45-116	.388	79-98	.806	23	111	134	4.6	45	0	57	39	4	26	432	14.9
13	Angel Rodriguez	29-28	863	29.8	103-312	.330	46-154	.299	106-140	.757	13	59	72	2.5	82	5	123	71	9	55	358	12.3
23	Tonye Jekiri	29-29	899	31.0	97-189	.513	0-0	.000	57-80	.713	92	211	303	10.4	90	4	36	42	47	18	251	8.7
20	Manu Lecomte	29-16	673	23.2	75-171	.439	43-96	.448	34-40	.850	9	31	40	1.4	40	0	53	34	0	17	227	7.8
05	Davon Reed	21-12	522	24.9	52-104	.500	26-57	.456	24-31	.774	14	54	68	3.2	48	1	31	19	5	17	154	7.3
01	Deandre Burnett	19-3	317	16.7	45-119	.378	20-66	.303	27-39	.692	10	31	41	2.2	18	0	10	19	3	7	137	7.2
22	Omar Sherman	28-9	509	18.2	57-134	.425	22-70	.314	13-20	.650	20	50	70	2.5	49	0	18	12	15	7	149	5.3
33	Ivan CruzUceda	12-0	163	13.6	14-47	.298	9-33	.273	9-12	.750	9	26	35	2.9	9	0	3	7	1	4	46	3.8
12	James Palmer	29-2	388	13.4	40-96	.417	17-52	.327	10-17	.588	7	30	37	1.3	21	0	19	20	7	4	107	3.7
00	Ja'Quan Newton	26-2	306	11.8	30-65	.462	2-7	.286	30-48	.625	5	13	18	0.7	24	0	35	26	2	7	92	3.5
02	Joe Thomas	26-15	291	11.2	14-25	.560	0-0	.000	3-13	.231	25	30	55	2.1	28	0	8	6	3	6	31	1.2
11	Mike Fernandez	3-0	5	1.7	1-2	.500	0-1	.000	0-0	.000	0	0	0	0.0	1	0	0	0	0	0	2	0.7
35	Chris Stowell	3-0	5	1.7	0-1	.000	0-0	.000	0-0	.000	0	0	0	0.0	1	0	1	0	0	0	0	0.0
Team											48	66	114				8					
Total.....		29	5900		682-1565	.436	230-652	.353	392-538	.729	275	712	987	34.0	456	10	394	303	96	168	1986	68.5
Opponents.....		29	5901		685-1621	.423	182-539	.338	288-447	.644	311	690	1001	34.5	502	9	346	338	95	156	1840	63.4

TEAM STATISTICS	UM	OPP
SCORING	1986	1840
Points per game	68.5	63.4
Scoring margin	+5.0	-
FIELD GOALS-ATT	682-1565	685-1621
Field goal pct	.436	.423
3 POINT FG-ATT	230-652	182-539
3-point FG pct	.353	.338
3-pt FG made per game	7.9	6.3
FREE THROWS-ATT	392-538	288-447
Free throw pct	.729	.644
F-Throws made per game	13.5	9.9
REBOUNDS	987	1001
Rebounds per game	34.0	34.5
Rebounding margin	-0.5	-
ASSISTS	394	346
Assists per game	13.6	11.9
TURNOVERS	303	338
Turnovers per game	10.4	11.7
Turnover margin	+1.2	-
Assist/turnover ratio	1.3	1.0
STEALS	168	156
Steals per game	5.8	5.4
BLOCKS	96	95
Blocks per game	3.3	3.3
ATTENDANCE	88400	119854
Home games-Avg/Game	16-5525	9-12202
Neutral site-Avg/Game	-	4-2509

Score by Periods	1st	2nd	OT	OT2	Totals
Miami	887	1059	18	22	1986
Opponents	812	982	18	28	1840

Date	Opponent		Score	Att.
11-14-14	HOWARD	w	84-49	4544
11-17-14	at Florida	w	69-67	11156
& 11-20-14	vs Drexel	w	66-46	1131
& 11-21-14	vs Akron	w	79-51	855
& 11-23-14	vs Charlotte	w	77-58	1532
11-25-14	at Charlotte	w	77-74	7163
11-28-14	SOUTH ALABAMA	w	87-75	4267
% 12-02-14	ILLINOIS	w	70-61	6086
12-06-14	GREEN BAY	L	55-68	4735
12-08-14	SAVANNAH STATE	w	70-39	4274
12-19-14	EASTERN KENTUCKY	L	44-72	4467
^ 12-22-14	vs Providence	L	62-76	6519
12-30-14	CO. OF CHARLESTON	w	67-40	4705
* 01-03-15	VIRGINIA	Lo2	80-89	5377
* 01-10-15	BOSTON COLLEGE	w	60-56	6608
* 01-13-15	at Duke	w	90-74	9314
* 01-17-15	at Notre Dame	L	70-75	9149
* 01-22-15	NC STATE	w	65-60	6556
* 01-24-15	at Syracuse	w	66-62	30677
* 01-28-15	GEORGIA TECH	L	50-70	5031
* 02-01-15	at Florida State	L	54-55	7282
* 02-03-15	LOUISVILLE	L	55-63	6563
* 02-08-15	CLEMSON	w	56-45	6351
* 02-11-15	at Wake Forest	L	70-72	9918
* 02-16-15	at Boston College	Wo2	89-86	3813
* 02-18-15	VIRGINIA TECH	w	76-52	5007
* 02-21-15	at Louisville	L	53-55	21345
* 02-25-15	FLORIDA STATE	w	81-77	5857
* 02-28-15	NORTH CAROLINA	L	64-73	7972

& = Gildan Charleston Classic, S.C.

% = ACC-Big Ten Challenge

^ = Brooklyn Holiday Hoops Invitational, N.Y.

* = Conference game