



CONTACT: Amy Woodruff, Assistant Communications Director  
 O: (305) 284-3241 | C: (813) 410-1194  
 A.Woodruff@miami.edu | @CanesHoops

**2012-13 SCHEDULE**

DATE	OPPONENT	TV	TIME/SCORE
Nov. 2	St. Leo (Ex.)	Canes All Access	L, 67-69
Nov. 9	Stetson	ESPN3	W, 87-79
Nov. 13	at FGCU	A-Sun TV	L, 51-63
Nov. 16	Jacksonville	FOX Sports South	W, 73-57
Nov. 24	Detroit	ESPN3	W, 77-62
Nov. 28	#13/14 Michigan State!	ESPN	W, 67-59
Dec. 1	at UMass	CBS Sports Network	W, 75-62
Dec. 14	Charlotte	FOX Sports South	W, 77-46
Dec. 18	at UCF	CBS Sports Network	W, 72-50
<b>Diamond Head Classic, Honolulu, Hawai'i</b>			
Dec. 23	Hawai'i	ESPNU	W, 73-58
Dec. 23	#4/5 Arizona	ESPN2	L, 69-50
Dec. 25	Indiana St.	ESPN2	L, 55-57 (OT)
Jan. 2	La Salle	FOX Sports South	W, 76-59
Jan. 5	at Georgia Tech *	ACCN / ESPN3	W, 62-49
Jan. 10	at RV/RV UNC *	ESPN / WatchESPN	W, 68-59
Jan. 13	RV/RV Maryland *	ESPNU / WatchESPN	W, 54-47
Jan. 16	at Boston College *	FOX Sports South / E3	W, 60-59
Jan. 23	No. 1/1 Duke *	ESPN / WatchESPN	W, 90-63
Jan. 27	Florida State *	ESPNU / WatchESPN	W, 71-47
Jan. 30	at Virginia Tech *	FOX Sports South / E3	W, 73-64
Feb. 2	at No. 19/19 NC State *	CBS	W, 79-78
Feb. 5	Boston College *	FOX Sports South / E3	W, 72-50
Feb. 9	North Carolina *	ESPN/WatchESPN	W, 87-61
Feb. 13	at Florida State *	ESPN2/WatchESPN	W, 74-68
Feb. 17	at Clemson *	ESPNU/WatchESPN	W, 45-43
Feb. 19	Virginia *	ESPNU/WatchESPN	W, 54-50
Feb. 23	at Wake Forest *	FOX Sports South/E3	L, 65-80
Feb. 27	Virginia Tech *	FOX Sports South/E3	W, 76-58
March 2	at No. 3/3 Duke *	ESPN/WatchESPN	6 p.m.
March 6	Georgia Tech *	ACCN/ESPN3	9 p.m.
March 9	Clemson *	ACCN/ESPN3	2:30 p.m.

All home games are played at the BankUnited Center  
 Game times are ET and subject to change  
 \* ACC game ! Big Ten/ACC Challenge  
 All games can be heard on WQAM 560 and Canes All Access on HurricaneSports.com

**UM RADIO - WQAM 560**

Joe Zagacki, play-by-play Josh Darrow, analyst

**SOCIAL MEDIA**

**Website:** HurricaneSports.com  
**Twitter:** @CanesHoops | @CanesCoachL  
**Facebook:** /MiamiHurricanes | /MiamiBasketball

**MIAMI DIGITAL GUIDE**

Miami is not printing media guides this season.  
 Instead, find the online version at the link below:  
<http://theusports.com/mbbguide/pc/>



**MIAMI**

HURRICANES (23-4, 14-1)

**NATIONAL RANKING**  
5 / 7

**LAST TIME OUT**  
W, 76-58 vs. Virginia Tech

**LEADERS**  
**Scoring per Game**  
 Shane Larkin - 13.4  
 Durand Scott - 13.1  
**Rebounds per Game**  
 Reggie Johnson - 7.9  
**Assists per Game**  
 Shane Larkin - 4.3

**HEAD COACH**  
**Jim Larrañaga**  
**Overall:** 513-351 (29)  
**At UM:** 43-17 (2)

**DUKE**

BLUE DEVILS (24-4, 11-4)

**NATIONAL RANKING**  
3 / 3

**LAST TIME OUT**  
L, 73-68 at Virginia

**LEADERS**  
**Scoring per Game**  
 Seth Curry - 17.3  
 Mason Plumlee - 17.3  
**Rebounds per Game**  
 Mason Plumlee - 10.5  
**Assists per Game**  
 Quinn Cook - 5.4

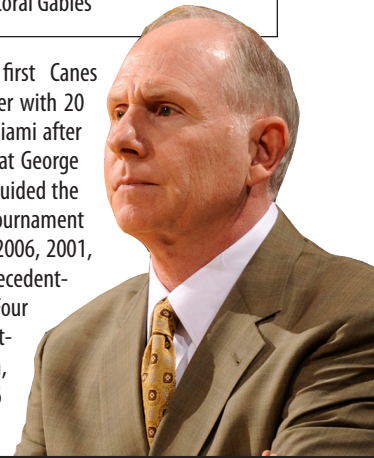
**HEAD COACH**  
**Mike Krzyzewski**  
**Overall:** 951-295 (38)  
**At Duke:** 878-236 (33)

**SETTING THE SCENE**

**March 2, 2013 | 6 p.m.**  
**Durham, N.C. | Cameron Indoor Stadium**  
**TV:** ESPN | Watch ESPN  
**Radio:** 560 WQAM | 90.5 WVUM  
**Webcast:** WQAM.com | wvum.org

**Series:** Miami trails, 4-15  
**Last Meeting:** Jan. 23, 2013  
 Miami won, 90-63, in Coral Gables

Jim Larrañaga was the first Canes coach to open his UM career with 20 wins. Larrañaga came to Miami after serving as the head coach at George Mason for 14 seasons. He guided the program to five NCAA tournament appearances (2011, 2008, 2006, 2001, 1999) – including an unprecedented run to the 2006 Final Four that captured the nation's attention. Following that run, he was selected the 2006 Clair Bee Coach of the Year.



**THE GAME**

With a 14-1 record in the ACC, No. 5/7 University of Miami travels to Cameron Indoor Stadium in Durham, N.C., to face No. 3 Duke on March 2 at 6 p.m.

**THE SERIES**

Miami is 4-15 in the all-time series against Duke, which dates back to the 1962-63 season. The Canes are 3-6 against the Blue Devils at home, 0-2 at neutral sites and 1-7 on the road. Miami has won two straight matchups against Duke, defeating the Blue Devils, 78-74, in overtime on Feb. 5, 2012 at Cameron Indoor Stadium and downing Duke 90-63 earlier this season in Coral Gables.

**THE BROADCASTS**

Catch the game on ESPN with Dick Vitale, Dave O'Brien and Doris Burke making the call. Also check out the game on 560 WQAM Radio with Joe Zagacki (play-by-play) and Josh Darrow, as well as Miami's student station, 90.5 WVUM.

**THE COACH**

Head coach Jim Larrañaga is in his 29th season as a head coach and second at Miami. He has a 513-351 overall record and is 43-17 in his second season at Miami.

**THE WEATHER**

Projected temperatures on game day: Coral Gables -68/49. Durham, N.C. - 50/26.

**THE RANKINGS - RPI/SOS**

As of March 1, 2013 Warren Nolan: 3 / 4 Sagarin: 14 / 14 Realtime: 3 / 4 KenPom: 13

**THE NOTES**

On Jan. 28, the Canes jumped 11 spots in the AP Poll & entered the USA TODAY poll for the first time since December 2008. Miami was No. 2/2 in the nation, tying the school's highest ranks in history. According to research by The AP, Miami is the sixth school to ascend from unranked to the top five in four weeks or less since the AP Top 25 begin in 1989-90. Connecticut was the last school to make the leap, doing so in 2010-11. Miami is the first team to beat Duke and UNC by 20+ points in the same season since Maryland in '74-75 season and the first team to beat Duke and UNC by 25+ points since the start of ACC play in 1953.

2012-13 ROSTER

#	Name	Pos.	Ht.	Wt.	Yr.	Hometown   Previous School (s)
0	Shane Larkin	G	5-11	176	So.	Orlando, Fla.   Dr. Phillips (Fla.) Cousy and Naismith award finalist ... 9 ast vs. UNC ... 19 reb vs. Duke and FSU ... 13 games with at 5+ assists ... Leads ACC in stls, 4th in assists.
1	Durand Scott	G	6-5	203	Sr.	The Bronx, N.Y.   Rice 25 points, 6 reb, 4 ast vs. No. 1 Duke ... At least four assists in nine outings ... 17 points at WF ... Second in ACC in steals, 25th in scoring.
3	Steve Sorenson	G	6-0	151	Fr.	Dallas, Texas   Mark's School of Texas Named all-state by Texas Association of Basketball Coaches as a senior ... TABC academic all-state.
4	Trey McKinney Jones	G	6-5	220	Sr.	Milwaukee, Wis.   South Milwaukee   UMKC 7 assists vs. MD ... Hit multiple 3-pointers in 11 games ... 86.0 FT pct leads UM ... 11 pts at WF and vs. VT after 6-straight with less than 10.
10	Raphael Akpejori	F	6-10	236	Jr.	Lagos, Nigeria   Sunrise Christian Academy (Kan.) 11 rebounds and six points in 5.3 minutes in ACC games ... Played 13 min. at GT, with two points and four rebounds.
12	Justin Heller	G	6-2	180	Jr.	Boca Raton, Fla.   West Boca Raton Community Scored first career points vs. Charlotte on a 17-foot jumper ... Played in seven games in 2011-12, including four ACC matchups.
15	Rion Brown	G	6-6	200	Jr.	Hinesville, Ga.   Liberty County Career-best 22 points vs. BC and in home state at GT, where his father was an All-American ... Hit multiple 3s six times.
21	Erik Swoope	F	6-6	233	Jr.	Lake Elsinore, Calif.   Harvard-Westlake 22 minutes in past three games after 33 total in other 8 ACC games ... Season-high 23 minutes vs. La Salle: 4 points, 4 rebounds.
23	Tonye Jekiri	C	7-0	227	Fr.	Hialeah, Fla.   Champagnat Catholic School 1.9 rebounds and 1.7 points per game in ACC play, 0.9 reb and 0.4 points in non-conference ... At least 2 pts & 2 rebs in nine ACC games.
25	Garrus Adams	G	6-6	195	Sr.	Apex, N.C.   Middle Creek Out with right knee injury ... In 19 games last year, averaged 4.5 points, 2.1 rebounds, 0.9 assists and 0.6 steals in 16.9 minutes per game.
35	Kenny Kadji	F/C	6-11	242	Sr.	Douala, Cameroon   Pendleton   IMG Academy   Florida Multiple blocked shots in 12 games... 13.9 pts, 7.6 reb, 1.9 blocks during R. Johnson injury ... 10+ points in 16 of last 18 games and 22 overall.
42	Reggie Johnson	C	6-10	292	Sr.	Winston-Salem, N.C.   Winston-Salem Prep Returned from left thumb fracture Jan. 23 vs. No. 1 Duke ... 5-of-5 FG at FSU... 15 points at NC State, including tip-in at buzzer for win.
45	Julian Gamble	F/C	6-10	250	Sr.	Durham, N.C.   Southern Durham 4 blocks in six games this season ... 16 pts, 4 reb, 2 stl, 1 ast, 4-4 FT at NC State ... 8.9 pts, 7.5 reb, 27.0 min. during R. Johnson injury.

LARRAÑAGA BY THE NUMBERS

1 - Coach Jim Larrañaga is the only ACC coach not at UNC or Duke with a Final Four appearance to his credit.

4 - In 2006, Coach Jim Larrañaga became the first coach at a mid-major school to take his team to the NCAA Final Four in 27 years.

7 - Larrañaga is no stranger to the ACC. In his seven seasons as an assistant coach at Virginia, the Cavaliers participated in the NCAA Final Four in 1981 and 1984, won three ACC Championships and finished in the Top 5 of the AP rankings.

13 - Larrañaga has made 13 postseason appearances in the past 23 years, including five NCAA tournaments.

29 - Larrañaga is in his 29th year as a head coach and has successfully transitioned two institutions into successful programs: Bowling Green and George Mason.

LARRAÑAGA - WHY MIAMI?

Along with returning to the best basketball conference in the country, Coach L had a few personal reasons for accepting the head coaching job at Miami. Coach's grandfather was from Cuba, where he produced the Larrañaga [lare-en-YAH-ga] cigar. Coach's father was raised in Key West before moving to The Bronx, N.Y., getting married and raising six children. Coach L was raised in The Bronx, but vacationed to Florida as a boy. He also has owned a house in Sarasota - which he bought from Dick Vitale's daughter - for eight years, and three of his siblings have retired to Florida.

COACH L'S FIRST SEASON AT MIAMI

- Most ACC wins since joining the conference
- Tied for fourth in ACC, the highest ACC finish in school history
- Defeated eventual No. 2 & No. 3 NCAA tournament seeds Duke & FSU
- Notched Miami's first win at Cameron Indoor Stadium

COACH L'S SECOND SEASON AT MIAMI

- Defeated No. 1 Duke, 90-63, in Coral Gables
- Defeated No. 13/14 Michigan State in ACC/Big Ten Challenge
- Defeated RV/RV North Carolina at the Dean Smith Center
- Ranked No. 2/2 on Feb. 18, 2013

MIAMI VS. RANKED OPPONENTS

Overall vs. top 25 ranked opponents	47-128
Home	32-49
at BankUnited Center	13-17
Away	13-60
Neutral	2-19

UNDER COACH JIM LARRAÑAGA

Overall vs. top 25 ranked opponents	5-7
ACC regular season opponents	4-4
Home (ACC)	3-2 (2-1)
Away (ACC)	2-3 (2-3)
Neutral	0-2

UM VS. RANKED ACC OPPONENTS SINCE JOINING ACC (2004-05)

Overall	18-28
Home	11-14
Away	5-16
Tournament	1-4

Miami vs. Top 5 Teams (No. 5 in either AP or USA TODAY)

Vs. Top 5 opponents	5-35
Vs. Top 5 under Coach L	2-2
Four of Miami's five wins over top 5 teams are against Duke. The fifth is UConn.	

MIAMI (WHEN RANKED) VS. DUKE

	AP	USA TODAY	W	
1/23/13	25 (93 pts)	RV (49 pts)		90-63

MIAMI VS. DUKE (WHEN RANKED)

12/21/62	Duke (#2 UPI)	W	71-69
2/19/86	at Duke (#2 AP)	L	104-82
1/6/88	at Duke (#9 AP)	L	107-69
12/10/88	Duke (#1 AP)	L	117-102
1/19/05	Duke (#4 AP, #4 USAT)	L	92-83
3/3/05	at Duke (#6 AP, #6 USAT)	L	83-59
2/19/06	at Duke (#2 AP, #2 USAT)	L	92-71
3/10/06	vs. Duke (#3 AP, #3 USAT)	L	80-76
1/14/07	Duke (#11 AP, #11 USAT)	L	85-63
2/2/08	at Duke (#3 AP, #3 USAT)	L	88-73
2/20/08	Duke (#5 AP, #4 USAT)	W	96-95
2/7/09	at Duke (#4 AP, #3 USAT)	L (OT)	78-75
2/17/10	vs. Duke (#6 AP, #6 USAT)	L	81-74
3/13/10	vs. Duke (#4 AP, #4 USAT)	L	77-74
1/2/11	at Duke (#1 AP, #1 USAT)	L	74-63
2/13/11	Duke (#5 AP, #5 USAT)	L	81-71
02/05/12	at Duke (#7 AP, #5 USAT)	W	78-74 (OT)
1/23/13	Duke (#1 AP, #1 USAT)	W	90-63

PRONUNCIATIONS

Players

1 Durand	dur-RAND
10 Akpejori	AHK-peh-jour-ee
15 Rion	Ryan
23 Tonye Jekiri	Tone-yay Jah-KEE-EE
25 Garrus Adams	GARY-us
21 Swoope	Swope
35 Kadji	KAHD-gee

Coaches

Larrañaga	LARE-uh-NAY-guh
Huger	HUE-gur
Caputo	Ca-poo-toe
Summey	Some-EE

CLASS BREAKDOWN

Seniors

Garrus Adams, Julian Gamble, Reggie Johnson, Kenny Kadji, Trey McKinney Jones, Durand Scott

Juniors

Raphael Akpejori, Rion Brown, Justin Heller, Erik Swoope

Sophomore

Shane Larkin

Freshmen

Tonye Jekiri, Steve Sorenson

GEOGRAPHIC BREAKDOWN

CAMEROUN

Douala Kenny Kadji

NIGERIA

Lagos Raphael Akpejori

UNITED STATES

California

Erik Swoope

Florida

Justin Heller, Shane Larkin, Tonye Jekiri

Georgia

Rion Brown

New York

Durand Scott

North Carolina

Garrus Adams, Julian Gamble, Reggie Johnson

Texas

Steve Sorenson

Wisconsin

Trey McKinney Jones

2012-13 ACC STANDINGS

As of March 1, 2013

Team	W-L	AP	USA	OT
Miami	14-1	.933	23-4	.852
Duke	11-4	.733	24-4	.857
North Carolina	10-5	.667	20-8	.714
Virginia	10-5	.667	20-8	.714
NC State	9-6	.600	20-8	.714
Maryland	7-8	.467	19-9	.679
Florida State	7-8	.467	15-13	.536
Georgia Tech	5-10	.333	15-12	.556
Clemson	5-10	.333	13-14	.481
Wake Forest	5-10	.333	12-15	.444
Boston College	4-11	.267	12-16	.429
Virginia Tech	3-12	.200	12-16	.429

AWARDS IN 2012-13

Durand Scott

ACC Player of the Week - Dec. 17  
ACC Player of the Week - Jan. 28

Shane Larkin

Bob Cousy Award finalist  
Naismith Player of the Year candidate  
Oscar Robertson National Player of the Week - Feb. 4  
ACC Player of the Week - Feb. 4

Coach Larrañaga

Dick Vitale Coach of the Week - Jan. 28

**SERIES INFORMATION**

Overall	4-15
Games at Miami	3-6
Games at Durham	1-7
Games on neutral courts	0-2
Current streak	Miami won 2
Last meeting	1/23/13 – UM, 90-63
Larrañaga at UM vs. Duke	2-0

**DID YOU KNOW .....**

The Hurricanes have made at least one trey in 827 of 831 games since the NCAA adopted the 3-point shot in 1986.

Miami has held 684 of its last 685 opponents to less than 100 points. UNC was the last team to score 100+, defeating UM 105-64 on Jan. 31, 2007.

Miami boasts five players 6-foot-10 or taller, and five players at 6-6 or 6-5.

27 of 28 Miami Hurricane basketball players have graduated from UM during the last eight years.

Miami basketball ranks 80th-90th percentile in NCAA men's basketball with a 980 APR (academic progress rate).

In 2008 & 2009, Jack McClinton was named first team All-ACC & named to the ACC's All-Academic Team.

Six-time NBA All Star Amar'e Stoudemire recently enrolled at UM and is taking classes to earn his bachelor's degree.

Shane Larkin was named to the ACC All-Freshman Team in 2011-12.

Coach L led the George Mason Patriots to the Final Four with big wins over some of basketball's elite teams such as Michigan State, UNC, and UConn. He was the first coach to take a mid-major to a Final Four in 27 years when his team advanced in 2006.

Miami is one of only three schools in the country sponsored by Nike's Lebron brand.

The Canes have averaged 20+ wins in each of the last five seasons.

Coach L became the first Miami Coach to win 20 games in his first season at The U.

Over 90 percent of Miami Hurricane basketball games were televised last season, including every ACC contest.

Five of the last 12 National Championship teams have been from the ACC.

Three Canes earned all-ACC honors last season, Shane Larkin (freshman), Kenny Kadji, (third) Durand Scott (H.M.).

Summer at the U include competitive pickup games and workouts alongside such players as Carlos Boozer, Chris Bosh, Kevin Durant, Kyrie Irving, Joe Johnson, Chris Paul, and Lebron James.

Former Cane Rick Barry was named one of the Greatest Players in NBA History.

Miami native and former Cane James Jones won the 2010-2011 NBA All-Star Weekend 3-Point Contest and the NBA Championship in the 2011-2012 season.

UM is in its ninth season in the ACC.

UM has played in the postseason 13 of the past 18 years, five of which were in the NCAA Tournament.

The Hurricanes have advanced to the postseason six times in eight seasons, with five NIT appearances and one NCAA appearance.

In 14 years at George Mason, Larrañaga led the Patriots to five NCAA Tournament appearances (2011, 2008, 2006, 2001, 1999), including the 2006 Final Four.

**PLAYING FOR THE ACC TITLE**

With a 14-1 ACC record and just three games to play, Miami has earned the top seed in the ACC tournament and at least a share of the ACC regular season conference championship.

The Canes have earned the regular season championship in Coach L's second year with the team. Of current league coaches, Roy Williams also won the ACC regular season in his second year in the ACC, taking over UNC in 2003-04, and winning in 2005.

With a 13-3 mark in the league, Miami tied Syracuse for the 2000 BIG EAST regular season title, the Canes' only conference championship in school history. In 1999-2000, Leonard Hamilton led Miami to a 23-11 mark and an appearance in the NCAA Tournament.

**LARRAÑAGA VS. DUKE**

Miami head coach Jim Larrañaga is 2-0 against Duke at Miami, downing the Blue Devils 78-74 in OT at Cameron Indoor Stadium last season and beating Duke 90-63 this season in Miami. Larrañaga is the only current ACC coach to start his ACC career 2-0 against the Blue Devils. Coach L is also just the third current ACC coach to defeat Duke both at home and on the road in his ACC career, joining Roy Williams and Leonard Hamilton.

In the past 65 years, Coach L is just the fifth coach of a current ACC school to post two or more straight wins in his first two games against Duke. At Clemson, Bill Foster started 5-0 against Duke (1975-76 & 1976-77 seasons), while Rick Barnes started 3-0 over the 1994-95 & 1995-96 seasons. Foster went on to coach Miami from 1985-90, the first coach at UM since the 1971 season. At Virginia, Terry Holland started 3-0 against Duke in the 1974-75 & 1975-76 campaigns. At Wake Forest, Dino Gaudio was 2-0 in 2008-09.

**20-WIN SEASON FOR MIAMI**

Miami is one win short of tying the school record for most wins in a season, which was 24 in 2001-02 under Perry Clark.

With a 23-4 record, Miami has posted its 14th 20-win season, and Coach Larrañaga's second-straight with the Hurricanes. UM's best record was the 24-8 season in 2001-02 under Perry Clark, when the Canes were 10-6 in the BIG EAST and went to the NCAA Tournament. Last year the Canes were 20-13 overall, 9-7 in the ACC and played in the NIT. *A complete list of 20-win seasons is on page 4 of the notes.*

**DOWNING DUKE AND UNC BY 20+**

This season the Hurricanes defeated Duke 90-63 and UNC 87-61. Miami is the first team to beat Duke and UNC by 20+ points in the same season since Maryland in '74-75 season and the first team to beat Duke and UNC by 25+ points since the start of ACC play in 1953.

**WRAPPING UP NO. 25 MIAMI VS. NO. 1 DUKE - JAN. 23**

After trailing 14-13 with 10:19 left in the first half, Miami held Duke without a field goal for 8:13 in the first half and went on a 25-1 run in the first half, then extended it to 36-5 until the 18:25 mark in the second stanza ... Miami's 34-point lead with 1:40 left in the game is UM's largest lead of the season. UM trailed by three with 19:47 left in the first, and last trailed with 10:19 left in the first, after Quinn Cook hit a three to put Duke up by one. A 3-pointer by Durand Scott at 9:42 gave Miami the lead for good ... UM's 23-point halftime lead is the largest of the year ... Miami held Duke to 29.7 percent shooting from the field, the lowest since Indiana State shot 27.0 percent on Dec. 25 ... UM shot 50 percent in both halves (58.6 & 55.2) against Duke, the first time since shooting 51.9 percent in both halves against Detroit ... Durand Scott notched 25 points and Kenny Kadji racked up 22 in the win over Duke, the first time two Canes scored 20 points in the same game since Malcolm Grant (23) and Reggie Johnson (20) each notched 20 points at NC State on Jan. 23, 2011 ... Miami held Seth Curry, Quinn Cook and Tyler Thornton to 1-29 shooting. Add Mason Plumlee to the mix and those four players were held to 6-44 (13.6%) ... Miami held Duke to 29.7 percent shooting from the field and 17.4 percent from distance, hitting only four. Prior to the game Duke led the ACC in three-point percentage (.422) and three-point field goals per game (7.8 3pg.) ... UM held Seth Curry scoreless, as he shot 0-10 from the field including 0-5 from distance. Curry entered the game with 20 or more points in three of Duke's four ACC games. In league play, he was second in the ACC in scoring at 19.0 points per game while leading the ACC in three-point percentage (.571) and three-point

field goals (4.0 3pg.). Curry averaged 12.7 points per game in his career versus Miami ... Miami held two of Duke's top scorers significantly below their season 3-point shooting average. Seth Curry, who shoots 45.7 percent, was 0-5 from range and Quinn Cook hit 1-of-5 from long distance, despite hitting 40.7 percent on the season.

**LARKIN'S STAT LINE AGAINST NO. 1 DUKE ON JAN. 23**

Shane Larkin notched his first career double-double with 18 points (8-of-14) and 10 rebounds against Duke on Jan. 23. He added five assists and a steal in 36 minutes. Larkin is the first player with 18+ pts, 10+ reb, 5+ ast in win vs. No. 1 team since Dwyane Wade in 2003 regional final vs. Kentucky. Larkin earned ACC Player of the Week for his efforts against Duke that week.

**LAST YEAR'S MIAMI WIN AT CAMERON INDOOR STADIUM**

On Feb. 5, 2012, Miami earned its first victory ever at Cameron Indoor Stadium and just its second win over Duke since joining the ACC for the 2004-05 season. The 2012 win over Duke was Miami's highest ranked ACC win in school history (until the 2013 win over No. 1 Duke). Miami outrebounded the Blue Devils 48-43 and outscored them 38-26 in the paint. The Canes also forced Duke into 14 turnovers. Reggie Johnson was named the ACC Player of the Week after he notched 27 points, 12 rebounds and a steal in 35 minutes against No. 7/5 Duke. Following the upset of Duke, Miami received a vote in the Feb. 6 AP Poll.

**MIAMI VS. THE ACC IN THE COACH L ERA**

After defeating NC State on Feb. 2 and Virginia on Feb. 19, Miami has now defeated all 11 ACC opponents at least once in the Coach L era. In his first season at UM, Coach Larrañaga and the Canes defeated eight of their 11 ACC opponents at least once. Coach L added three more teams this season, downing both UNC and NC State on their home courts and Virginia in Coral Gables. Last season Miami beat Boston College in both meetings, and downed five teams in their sole matchup - Clemson, Duke, Virginia Tech, Georgia Tech and Wake Forest. UM split games with Maryland and Florida State, but lost to North Carolina (twice), NC State (twice) and Virginia.

**CANES IN THE TOP 10**

WEEK	AP POLL	USA TODAY/ESPN (1997-2013)	UPI POLL (1960-97)
2/18/13	2nd (20 first place votes)	2nd (7 first place)	2nd (7 first place)
2/11/13	3rd (17 first place votes)	4th (5 first place)	4th (5 first place)
2/25/13	5th (1,317 pts)	7th (581 pts)	7th (581 pts)
2/4/13	8th (1,132 pts)	11th (485 pts)	11th (485 pts)
3/1/60	8th (7 first place votes)	—	—
2/24/60	9th (2 first place votes)	—	—
3/1/99	9th (1230 pts)	10th (473 pts)	10th (473 pts)
3/8/99	10th (1089 pts)	12th (444 pts)	12th (444 pts)
2/10/60	10th	—	—
2/16/60	10th (3 first place votes)	—	—
1960 Final	10th	—	—

**CANES IN THE TOP 25 SINCE JOINING ACC (2004-05)**

Week	AP	USA TODAY/ESPN
<b>2007-08</b>		
12/17/07	22 (274 pts)	22 (98 pts)
12/24/07	19 (443 pts)	19 (188 pts)
1/7/08	25 (85 pts)	RV (21pts-27)
1/14/08	21 (286 pts)	24 (84 pts)
<b>2008-09</b>		
Preseason	17 (570 pts)	16 (233 pts)
11/17/08	17 (591 pts)	16 (238 pts)
11/24/08	22 (272 pts)	21 (146 pts)
12/1/08	21 (309 pts)	22 (158 pts)
12/8/08	RV (63 pts-29th)	25 (69 pts)
<b>2009-10</b>		
1/11/10	23 (189 pts)	RV (8 pts-35th)
<b>2012-13</b>		
1/21/13	25 (93 pts)	RV (49 pts)
1/28/13	14 (894 pts)	15 (326 pts)
2/4/13	8 (1,132 pts)	11 (485 pts)
2/12/13	3 (17 first place votes)	4 (5 first place)
2/18/13	2 (20 first place votes)	2 (7 first place)
2/25/13	5th (1,317 pts)	7th (581 pts)

**FIRSTS IN MIAMI BASKETBALL HISTORY**

Miami basketball has encountered many "firsts" under Coach L.

**2012-13**

- Ranked No. 2/2 - Miami's program high.
- Miami is the first team to beat Duke and UNC by 20+ points in the same season since Maryland in '74-75 season.
- Miami is the first team to beat Duke and UNC by 25+ points since the start of ACC play in 1953.
- Defeated a No. 1 team (Duke).
- Ranked No. 8, tying the school's highest AP rank, on Feb. 4.
- Defeated all three teams in The Triangle in the same season: UNC, Duke and NC State.
- Defeated three teams in the Top 20 since joining the ACC. The last time was in 1999-00.
- Won at NC State in Raleigh.
- Defeated Duke twice within 12 months.
- 13-0 start in conference play.
- Ranked in top-15 since joining the ACC.
- Topped school-best nine ACC victories, which was set last season.
- Four capacity home crowds: vs. Duke, FSU, UNC and UVA.
- Students camped out for a game (Duke) more than four hours before tipoff. Then did it again for game vs. Florida State.
- Set a record for the most games with 1,200 or more students (4).
- On pace for a record student average attendance. The past average attendance was 641 per game, and UM is at 770 per game this season.
- On pace for a record cumulative season student attendance. The cumulative student attendance record is 10,269 and 16,007 students have already attended Miami's games, and the Canes have two remaining home contests.

**MIAMI QUICK HITS**

- Miami was the first ACC school not named Duke or North Carolina to start 12-0 in conference play since Virginia in 1981, when Coach L was an assistant with the Cavaliers. UVA. started that year 12-0.
- The Canes have won four ACC games in which they trailed at the half.
- Coach L is 23-8 overall in ACC play at Miami, including 13-2 at home and 10-6 on the road. He is 1-1 in the ACC Tournament and 1-1 in the NIT. His head coaching career also includes a 14 years at George Mason (1997-2011), an 11-year stint at Bowling Green (1987-97) and two seasons at American International (1977-79).
- The Canes defense is holding opponents to less than 60 points per game (58.4) in ACC play. Overall, Miami has held 16 teams to less than 60 points this season, including 11 of the last 16 opponents (UNC recorded 61, Duke scored 63 and VT notched 64). In Larrañaga's two-year tenure, UM has held 27 teams to less than 60 points, including 10 in ACC play.
- Miami has trailed in 17 of its 22 wins, including an 12-point deficit at Virginia Tech late in the first half.
- Miami has made more 3-pointers than its opponent in 15 of 27 games this season. In 2011-12, UM tied or hit more than its opponent from distance in 26 of 33 games.
- Miami has shot better than 45 percent from the floor in 29 halves this season and overall in 18 games.
- Only 16 opponents - five this season - have shot 45 percent or better from the floor against UM since Jim Larrañaga became the head coach.
- The Canes have held 45 opponents to less than 41 percent from the field under Coach L, including 18 of 27 this season. This season five opponents have not shot 31 percent, including No. 1 Duke.

**MIAMI DURING THE 14-GAME WINNING STREAK**

- UM posted a 14-game winning streak from Jan. 2 - Feb. 23.
- Miami's last 14-game winning streak was in 2001-02, when the Canes started the season 14-0. UM went on to a 24-8 record and an appearance in the NCAA tournament. UM also posted a 14-game winning streak in the 1946-47 season.
- The Canes won seven road games, all against ACC opponents.
- Miami outrebounded nine of 14 opponents, posting a +4.1 margin. UM recorded +12 against FSU and Boston College, and + 8 against Duke.
- UM trailed at the half in five games, including being down by six points vs. La Salle and at NC State, three at VT and by two points at UNC and BC.
- Miami outshot its opponents 46.7 percent to 37.9 percent from the field.
- UM made 1.7 more 3-pointers (7.0-5.3) per game.
- The Canes posted 6.4 steals and 5.4 blocks per game, compared to 5.8 spg and 2.9 bpg by the opponents.
- Miami outscored its opponents 528-427 (7.2 ppg) in the second half.
- Three players averaged at least 10 points and three Canes had at least 6.3 rebounds per night.
- Kenny Kadji lead the way with 13.6 points. Reggie Johnson had 6.8 rebounds in his nine of 14 outings during the streak.

**RION BROWN**

- Scored in double digits five times this year, including two-straight games against BC and UNC, and three of the last seven outings.
- Shot better than 43 percent from the field eight times, including 81.8 percent (9-11) at Georgia Tech.
- Hit multiple 3-pointers six times.

**JULIAN GAMBLE**

- Recorded one double-double this season and missed his second with 11 points and nine rebounds against Indiana State.
- Made at least 40 percent of his shots from the field in 19 games.
- Grabbed at least five rebounds in 15 games and in 14 of the last 19 outings.
- Has more or equal offensive rebounds than defensive rebounds in eight games.
- Blocked a shot in 16 of 17 games and 20 total games. He has recorded multiple blocks 16 times and at least four blocks six times.
- One of six Hurricanes to pull down double-digit rebounds in a game (Larkin, Kadji, Johnson, Gamble, Scott, McKinney Jones).

**REGGIE JOHNSON**

- Recorded four double-doubles in 18 games played this season.
- Scored in double digits six times, including 22 points in the season opener against Stetson.
- Grabbed at least nine rebounds in eight games.
- Dished out an assist in 13 of 18 games.
- Blocked a shot in 13 games, and recorded at least three blocked shots in three outings.

**TONYE JEKIRI**

- Played at least six minutes in 19 of his 25 games.
- Pulled down a rebound in 18 games, including 13 of 15 straight appearances.
- Grabbed at least two rebounds in 10 of 15 ACC outings.
- Scored at least two points in 11 of 15 ACC outings.

**KENNY KADJI**

- Recorded four double-doubles this season and missed a double-double by either one or two rebounds in four outings.
- Scored in double digits in 16 of 18 straight games and in 22 games total.
- Shot better than 43 percent from the field in 16 outings, and better than 40 percent from distance 11 times.
- Hit multiple 3-pointers in 11 games. He has hit a three in all but six games.
- Grabbed at least five rebounds in 20 games. He has recorded more or equal offensive rebounds than defensive rebounds in five games.
- Blocked a shot in all but five games. He has multiple blocks in 12 games and at least three in three outings.
- One of six Hurricanes to pull down double-digit rebounds in a game (Larkin, Kadji, Johnson, Gamble, Scott, McKinney Jones).

**SHANE LARKIN**

- Has a steal in all but three games, and has multiple steals in 16 games. Has three or more steals in nine games.
- Dished out three or more assists in 23 games, five or more 14 times and nine once.
- Even as a 5-10 point guard, Shane Larkin has grabbed at least four rebounds in 15 games.
- Recorded a 3-pointer in all but three games and multiple threes in 15 games.
- Shot 50 percent for better from the field in 15 games and at least 55 percent in eight of last 11 outings.

**TREY MCKINNEY JONES**

- Scored in double digits in 15 total games, including last two.
- Shot better than 45 percent from the field in 12 games and better than 32 percent from distance in 14 outings.
- Hit multiple 3-pointers in 11 games.
- Leads the team with his 86.0 percent clip at the free throw line. He has been perfect from the line in 12 outings, topped with 7-of-7 at Hawai'i and 6-of-6 vs. Jacksonville.
- Dished out an assist in all but three games, multiple assists in 14 games and set a career high mark of seven against Maryland.
- One of six Hurricanes to pull down double-digit rebounds in a game (Larkin, Kadji, Johnson, Gamble, Scott, McKinney Jones).

**DURAND SCOTT**

- Has scored 10 or more points in 79 of his last 97 games and his 1,531 career points are among the top active ACC players.
- Shot 50 percent for better from the field in 11 games.
- Has drained multiple 3-pointers in eight games.
- At least three assists in 14 games and at least four in nine outings.
- Recorded multiple steals in 15 games.
- One of six Hurricanes to pull down double-digit rebounds in a game (Larkin, Kadji, Johnson, Gamble, Scott, McKinney Jones).

**CANES IN THE NCAA TOURNAMENT**

Season	Coach	Overall	Conf.	Record
1959-60	Bruce Hale	23-4		0-1
1997-98	Leonard Hamilton	18-10	11-7	0-1
1998-99	Leonard Hamilton	23-7	15-3	1-1
1999-00	Leonard Hamilton	23-11	13-3	2-1
2001-02	Perry Clark	24-8	10-6	0-1
2007-08	Frank Haith	23-11	8-8	1-1

**20-WIN SEASONS AT MIAMI**

Season	Coach	Overall	Conf.	W-L	Postseason
1946-47	Hart Morris	20-7			
1959-60	Bruce Hale	23-4			NCAA
1960-61	Bruce Hale	20-7			NIT
1962-63	Bruce Hale	23-5			NIT
1963-64	Bruce Hale	20-7			NIT
1964-65	Bruce Hale	22-4			
1998-99	Leonard Hamilton	23-7	BIG EAST	15-3	NCAA
1999-00	Leonard Hamilton	23-11	BIG EAST	13-3	NCAA
2001-02	Perry Clark	24-8	BIG EAST	10-6	NCAA
2007-08	Frank Haith	23-11	ACC	8-8	NCAA
2009-10	Frank Haith	20-13	ACC	4-12	
2010-11	Frank Haith	21-15	ACC	6-10	NIT
2011-12	Jim Larrañaga	20-13	ACC	9-7	NIT
2012-13	Jim Larrañaga	23-4	ACC	14-1	

**FIRSTS UNDER JIM LARRAÑAGA**

First game: Nov. 11, 2011 vs. Tennessee Tech. W, 69-58.  
 First starting lineup: Malcolm Grant, Durand Scott, Garrius Adams, Erik Swoope, Kenny Kadji.  
 First opening tip: Miami - Kenny Kadji.  
 First UM FG: 18:38, Durand Scott, 3-pointer.  
 First lead: 18:38, 3-0.  
 First halftime score: Tennessee Tech 32, Miami 27.  
 First win: Nov. 11, 2011. Miami 69, Tennessee Tech 58.  
 Attendance at first game: 3,600.  
 First loss: Nov. 25, 2011 at Ole Miss, 64-61 (OT).  
 First road win: Dec. 22, 2011 at Charlotte, 76-61.  
 First ACC game: Jan. 7, 2012 at Virginia, L, 52-51.  
 First ACC win: Jan. 18, 2012 vs. Clemson, 76-73.

**JIM LARRAÑAGA = PROGRAM CHANGER  
 In Coach L's 14 Seasons at George Mason ...**

- .626 winning percentage
- 13 straight winning seasons
- A Final Four appearance
- 5 trips to the NCAA tournament
- 9 postseason appearances
- First national ranking
- First appearance in Top 10
- First wins over Top 10 teams
- Winningest coach in league history

**Seven Seasons before Coach L at GMU...**

- .340 winning percentage
- 7 straight losing seasons
- 0 postseason appearances
- Worst team in the CAA

**WEIGHT ROOM GAINS**

UM has made great strides in the weight room since the arrival of Coach Jim Larrañaga and strength & conditioning coach Jim Krumpo. When Krumpo first arrived at Miami in the spring of 2011, the team bench pressed an average of 231 pounds. By the fall of 2011, that number jumped to 257 lbs, and in the fall of 2012, the Canes are benching 270. In the vertical jump, the players averaged 32.4 inches in the spring of 2011, 34.4 inches in the fall of 2011 and are now at 35 inches. The team also averages 270 lbs. in the front squat. Some impressive individual numbers include: Bishop Daniels gained six inches on his vertical jump; Kenny Kadji lost 20 pounds and gained strength; Erik Swoope benches 340 pounds.

**MIAMI'S 2012-13 RECORD WHEN...**

Record	Overall	ACC
All games	23-4	14-1
Home	13-0	7-0
Away	10-2	7-1
Neutral	0-2	

November	4-1	
December	4-2	
January	8-0	7-0
February	7-1	7-1
March		
April		

Vs. Top 10 opponents	1-1
Vs. Top 25 opponents	3-1
Vs. RV opponents	2-0
Vs. teams over .500 on game day	19-2
Vs. teams under .500 on game day	2-2
Vs. teams at .500 on game day	2-0
While UM is in the top 25	10-1
While UM is RV (only)	6-2
In overtime games	0-1

Leading at halftime	16-1
Trailing at halftime	6-3
Tied at halftime	1-0
Single overtime	0-1
Double overtime	--
Leading with 2:00 left in regulation	20-1
Trailing with 2:00 left in regulation	3-3
Tied with 2:00 left in regulation	--

UM shoots 50% or better from field	7-0
UM shoots 40-49% from field	14-0
UM shoots under 40% from field	2-4
Opp. shoots 50% or better from field	1-1
Opp. shoots 40-49% from field	7-2
Opp. shoots under 40% from field	14-1
UM shoots 70% or better from the line	10-0
UM shoots less than 70% from the line	13-4

UM has more 3-point FGs	12-2
UM has fewer 3-point FGs	11-2
3-point FGs are even	--

Four or more Canes in double figures	13-1
Three Canes score in double figures	7-2
Two or less Canes score in double figures	3-1

UM outrebounds opponent	16-1
Opp. outrebounds UM	6-3
Tied in rebounds	1-0
UM records 10 or more steals	4-1
UM records 15 or more assists	7-0
UM commits less than 15 turnovers	19-3
UM commits 15 or more turnovers	4-1
UM commits less turnovers than opp.	10-3
UM commits more turnovers than opp.	9-1
Tied in turnovers	4-0

UM scores 59 points or less	3-3
UM scores between 60-69 points	4-1
UM scores between 70-79 points	13-0
UM scores between 80-89 points	2-0
UM scores between 90-99 points	1-0
UM scores 100 or more points	--

Playing during the afternoon	5-2
Playing in the evening (5 p.m. or later)	18-2
Games decided by three points or less	3-1
Games decided by four to 10 points	7-0
Games decided by 11-20 points	7-3
Games decided by more than 20 points	6-0

**DOUBLE-DIGIT ROAD VICTORIES FOR THE CANES**

According to research by the AP, Miami (1998-99, 2012-13) is now the third Power 6 school in the last 15 years to have at least two seasons of double-digit road victories, joining Duke (98-99, 99-00, 2000-01 and 05-06) and Stanford (1998-99, 99-00, 2000-01 and 03-04). No other BCS school in that span has done it more than once.

Only eight Power 6 teams in the last 15 years have more road wins in a season than Miami's 10 so far in 2012-13.

**Most road wins, last 15 years, Power 6 schools**

1. North Carolina, 2007-08, 13-0
2. Mississippi State, 2003-04, 12-0
3. Arizona, 2002-03, 11-1
- Connecticut, 1998-99, 11-0
- Kansas, 2001-02, 11-1
- Michigan State, 1998-99, 11-3
- Stanford, 1998-99, 11-3
- Stanford, 2000-01, 11-0
9. 15 teams have won 10, including Miami this season

**LARKIN A BOB COUSY AND NAISMITH AWARD FINALIST**

Shane Larkin has been named a Bob Cousy Award finalist, listing the sophomore as one of the top 12 point guards in the nation. Larkin joins ACC peer Lorenzo Brown (NC State) and 2012-13 opponent Keith Appling (Michigan State) on the list.

Larkin was added to the Naismith watch list in late February, placing him in the top 30 players in the country.

**FOUR 20+ POINT WINS IN ACC PLAY**

According to @STATS\_CBK: The @CanesHoops team has 4 conference wins this year by at least 20 pts. In its previous 8 seasons in the ACC, they had 5 such wins combined. This season Miami has defeated Duke (+27), North Carolina (+26), Florida State (+24) and Boston College (+22) at home. The Canes also downed Virginia Tech by 18.

**COACH L IN THE TOP 10**

Miami coach Jim Larrañaga is the 10th coach in the last 10 years to lead two top-10 programs, according to research by the AP.

Miami was No. 2 on Feb. 18, and following the 2006 season, George Mason was listed as the No. 8 team in the nation in the USA TODAY Coaches Poll on March 28.

The other nine coaches are: John Calipari - Memphis, Kentucky; Mark Gottfried - Alabama, North Carolina State; Tubby Smith - Kentucky, Minnesota; Kelvin Sampson - Oklahoma, Indiana; Bob Huggins - Cincinnati, West Virginia; John Beilein - West Virginia, Michigan; Mark Turgeon - Wichita State, Texas A&M; Tom Crean - Marquette, Indiana; Sean Miller - Xavier, Arizona.

**CANES ON THE ROAD IN THE ACC**

This season Miami is 7-1 in ACC road games and 7-0 at home. Prior to this season, the Canes had totalled 16 ACC road wins, topping out at three - which UM accomplished in Larrañaga's first season - and in both 2005-06 and 2004-05. The seven road wins also tie the number of ACC regular-season road wins UM has had in the previous four years combined.

Miami's seven home wins top last season and the 2007-08 season for most home ACC wins.

**Year Home ACC Road ACC**

2012-13	7-0	7-1
2011-12	6-2	3-5
2010-11	4-4	2-6
2009-10	4-4	0-8
2008-09	5-3	2-6
2007-08	6-2	2-6
2006-07	3-5	1-7
2005-06	4-5	3-4
2004-05	4-4	3-5

**METEORIC RISE IN NATIONAL POLLS**

According to research by The AP, Miami is the sixth school to ascend from unranked to the top five in four weeks or less since the AP Top 25 began in 1989-90. Connecticut was the last school to make the leap, doing so in 2010-11. Syracuse (2009-10), Georgia Tech (2003-04), Arizona (1995-96) and Kansas (1989-90) have also gone from unranked to the top five in four weeks or less.

**MIAMI'S LARGEST IN 2012-13**

Lead	34 vs. Duke, 1/23
Deficit	26 vs. Arizona, 12/23
Margin of Victory	31 vs. Charlotte, 12/14
Margin of Defeat	19 vs. Arizona, 12/23
Halftime Lead	23 vs. Duke, 1/23
Halftime Deficit	13 at Wake Forest, 2/23
Deficit in Win	12 at Virginia Tech, 1/30
Halftime Deficit in Win	6 vs. La Salle, 1/2
Lead in Loss	10 at FGCU, 11/13
Halftime Lead in Loss	2, vs. Indiana State, 12/25

**DOUBLE-DOUBLES in 2012-13**

Player	Date	Opponent	Pts	Reb
<b>Julian Gamble</b>	12/22/12	vs. Hawai'i	16 p	13 r
<b>Reggie Johnson</b>	11/09/12	vs. Stetson	22 p	11 r
	11/28/12	vs. Michigan St.	10 p	11 r
	12/01/12	at UMass	19 p	13 r
	12/18/12	at UCF	16 p	13 r
<b>Kenny Kadji</b>	11/09/12	vs. Stetson	12 p	12 r
	11/24/12	vs. Detroit	14 p	11 r
	01/02/13	vs. La Salle	14 p	11 r
	01/05/13	at Georgia Tech	11 p	14 r
<b>Shane Larkin</b>	1/23/13	vs. Duke	18 p	10 r
<b>Durand Scott</b>	12/14/12	vs. Charlotte	16 p	12 r

**20-POINT GAMES IN 2012-13**

27	Shane Larkin	11/16/12	vs. Jacksonville
25	Shane Larkin	1/30/13	at Virginia Tech
25	Durand Scott	01/23/13	vs. Duke
22	Shane Larkin	2/27/13	vs. Virginia Tech
22	Shane Larkin	2/13/13	at Florida State
22	Kenny Kadji	01/23/13	vs. Duke
22	Reggie Johnson	11/09/12	vs. Stetson
22	Rion Brown	02/05/13	vs. Boston College
22	Rion Brown	01/05/13	at Georgia Tech
20	Kenny Kadji	2/27/13	vs. Virginia Tech
20	Durand Scott	12/22/12	at Hawai'i

**AT THE BANKUNITED CENTER (BUC)**

Year	Season	Cumulative
2002-03*	4-5	
2003-04	10-8	14-13
2004-05	11-5	25-18
2005-06	11-5	36-23
2006-07	8-7	44-30
2007-08	14-2	58-32
2008-09	12-4	70-36
2009-10	12-4	82-40
2010-11	13-4	95-44
2011-12	12-3	107-47
2012-13	13-0	120-47

\*Opening Day at the BankUnited Center  
Jan. 4, 2003 vs. North Carolina, W,OT 64-61

**LED (TIED) THE TEAM IN....**

Player	Points	Rebounds	Assists	Steals	Blocks
<b>Akpejori</b>	-	-	-	(1)	-
<b>Daniels</b>	-	-	-	1 (1)	-
<b>Brown</b>	2	1 (1)	-	(1)	(1)
<b>Gamble</b>	-	2 (3)	-	(1)	10 (5)
<b>Jekiri</b>	-	-	-	-	1 (1)
<b>Johnson</b>	2	9 (1)	-	(1)	3 (1)
<b>Kadji</b>	6	4 (4)	-	1 (1)	5 (7)
<b>Larkin</b>	7 (2)	2 (1)	19 (3)	7 (9)	-
<b>McKinney Jones</b>	2	1	2	3 (3)	-
<b>Scott</b>	6 (2)	2 (2)	3 (2)	4 (6)	-
<b>Swoope</b>	-	-	-	-	(1)

**MBB INKS BURNETT AND REED TO NLI**

Jim Larrañaga has announced the signing of Deandre Burnett and Davon Reed to National Letters of Intent, on Nov. 20.

Burnett is a 2012 Parade All-American, one of only two players from the state of Florida and one of five Atlantic Coast Conference recruits to earn the honor. Originally from Florida, Burnett is currently attending Massanutten Military Academy (Va.).

At 6-1, 190 pounds, the shooting guard averaged 36.2 points, six rebounds and four assists per game as a senior at Carol City High School in Miami Gardens, Fla. The fourth leading scorer in the nation notched 45 points three times in his final prep season, earning first team Miami-Dade County honors as a junior while leading the Chiefs to an 18-4 record. He has averaged more than 20 points per game since his sophomore campaign.

Burnett played AAU ball for Team U and is touted for his ability to attack the basket in transition, score through contact and pressure the ball full court.

Burnett chose Miami over offers from Virginia, Mississippi, South Carolina, La Salle, FAU, Georgia Southern, FIU and Stetson. He is Larrañaga's third signee from the state of Florida, joining current Hurricanes sophomore Shane Larkin (Dr. Phillips) and freshman Tonye Jekiri (Champagnat).

Reed, a native of Princeton, N.J., is a four-star swingman listed as a Top 100 player (No. 97) by Rivals.com and No. 78 in the Class of 2013 by ESPN. He is the third-best talent in New Jersey and 18th best nationally at the shooting guard position, according to ESPN.com and Rivals ranks him as 24th among shooting guards.

He is a 6-6, 195-pound guard who averaged 27 points and nine rebounds per game for Princeton Day School (N.J.) last season. He enters his senior season with 1,473 points in 78 career games, an 18.9 ppg clip.

He is a multidimensional, athletic player who can handle the ball, has a solid shot and can defend the perimeter. He can play the 2 or the 3, and can defend the 1, 2 or 3 positions.

This summer, Reed participated in the Kevin Durant Skills Academy and played the AAU circuit with Team Final from New Jersey.

Reed chose Miami over offers from Wake Forest, Cincinnati, Xavier and Memphis, among others.

**ACC COACHES TELECONFERENCE**

The 12 ACC head basket-ball coaches will be featured on nine Monday teleconferences during the 2012-13 season. The season's first teleconference will take place on Jan. 7, 2013, and continue through March 11. Each coach will have 10 minutes to make an opening statement and answer questions. There will be an instant replay of each teleconference on the Conference's internet site TheACC.com each Monday afternoon.

Jeff Bzdelik, Wake Forest	10:30
James Johnson, Virginia Tech	10:40
Tony Bennett, Virginia	10:50
Mark Gottfried, NC State	11:00
Roy Williams, North Carolina	11:10
<b>Jim Larrañaga, Miami</b>	<b>11:20</b>
Mark Turgeon, Maryland	11:30
Brian Gregory, Georgia Tech	11:40
Leonard Hamilton, Florida State	11:50
Mike Krzyzewski, Duke	12:00
Brad Brownell, Clemson	12:10
Steve Donahue, Boston College	12:20
Media Phone Number:	913-312-0641

**CANES IN THE POLLS**

On Jan. 28, Miami made a historic climb in the national polls jumping 11 spots in the AP Poll and entering the USA TODAY poll for the first time since December 2008, posting a No. 14/15 ranking. According to the Associated Press, Miami's climb in the AP Poll was tied for the second-largest since the poll expanded to 25 teams in 1989-90. Arizona holds the record for the biggest rise, jumping 15 spots in November 1995. Miami's late-January rise is the second-latest behind UConn's +12 jump in March of 2011 after winning the BIG EAST Tournament.

Miami was No. 2/2 on Feb. 18, marking the school's highest rank in both the AP and USA TODAY. Miami's highest AP rank was No. 8, on March 1, 1960 and highest USA TODAY rank was No. 10 on March 1, 1999.

**MIAMI DEFEATS THE NORTH CAROLINA TRIANGLE**

For the first time in history, Miami has defeated all three teams in The Triangle - North Carolina, Duke and North Carolina State - in the same season. In 2008, Miami downed both Duke and NC State, but couldn't topple UNC. The Canes have defeated the three teams (4x) by a total of 63 points, this season. In Miami's nine previous wins over teams in The Triangle, the Canes outscored those teams by a total of 58 points.

**MIAMI STARTS 13-0 IN ACC**

*Thanks to the ACC and AP for the following notes:*

- Miami was the first ACC school not named Duke or North Carolina to start 12-0 in conference play since Virginia in 1981, when Coach L was an assistant with the Cavaliers. UVa. started that year 12-0. NC State went 12-0 in 1972-73.
- The last ACC team to go 13-0 was Duke in 2005-06.
- Prior to Miami's 13-0 start, no team besides Duke or UNC had started 13-0.

**LARKIN IMPROVES IN YEAR TWO**

Sophomore Shane Larkin has drastically improved his stat line in his second year with the Canes, averaging 13.4 ppg, 4.3 assists, 3.9 rpg and 2.7 steals through 27 games. In just 27 games, Larkin has already surpassed last season's 33-game totals of 32 3-point field goals, 81 assists and 50 total steals.

Category	2011-12 (33g)	'12-13 (27g)
Points	7.4	13.4
FG Percent	36.0	48.6
3-Point Field Goals	32	50
Assists	81	117
Steals	50	56
Rebounds	2.5	3.9
Minutes	25.6	36.1

**CANES & COACH L MAKE COMMITMENT**

The University of Miami and Coach Jim Larrañaga have agreed to terms on a three-year contract extension that will run through April 30, 2019. Larrañaga's extension adds three years to his existing five-year contract which began in April 2011.

**COACHING COORDINATORS FOR UM**

Miami's assistant coaching staff is set up in a coordinator system, with Eric Konkol as the offensive coordinator, Michael Huger manning the defense and Chris Caputo handling the scout for every opponent.

**GAMBLE HOSTS A 3.6-SECOND BLOCK PARTY**

From the AP's @TimReynolds: Over one stretch of his Miami career, Julian Gamble played 73 minutes without a blocked shot. He blocked three in 3.6 seconds against Virginia.

**CANES IN THE PROS**

DeQuan Jones	Orlando Magic
James Jones	Miami Heat
John Salmons	Sacramento Kings
Jack McClinton	Fort Wayne Mad Ants (D-League)
Adrian Thomas	Bakersfield Jam (D-League)
Brian Asbury	Cajasol Banca Civica Sevilla (Spain)
Malcolm Grant	Wollongong Hawks (Australia)
Lance Hurdle	Wollongong Hawks (Australia)
Anthony King	Artland Dragons (Germany)

**2012-13 Record Chasers**

**REBOUNDS, CAREER**

1. Rick Barry, 1962-65	1,274
2. Willie Allen, 1968-71	916
3. Harry Manushaw, 1958-61	914
7. Anthony King, 2003-08	824
<b>8. Reggie Johnson, 2009-p</b>	<b>803</b>

**BLOCKED SHOTS, CAREER**

1. Constantin Popa, 1991-95	263
5. Tito Horford, 1986-88	125
6. Dennis Burns, 1985-89	123
<b>7. Julian Gamble, 2009-p</b>	<b>121</b>
8. Elton Tyler, 1997-2000, 2001-02	114
<b>9. Reggie Johnson, 2009-p</b>	<b>113</b>

**POINTS SCORED (FG-FT), CAREER**

1. Rick Barry, 1962-65 (816-666)	2,298
2. Eric Brown, 1985-89 (805-633)	2,270
8. Dennis Burns, 1985-89 (690-205)	1,594
<b>9. Durand Scott, 2009-p</b>	<b>1,531</b>

**ASSISTS, CAREER**

1. Vernon Jennings, 1996-00	520
2. Kevin Norris, 1994-98	493
3. John Salmons, 1998-02	429
4. Kevin Presto, 1985-98	412
<b>5. Durand Scott, 2009-p</b>	<b>385</b>

**GAMES STARTED, CAREER**

<b>1. Durand Scott, 2009-p</b>	<b>116</b>
2. Darius Rice, 2000-04	113

**STEALS, CAREER**

1. Kevin Norris, 1994-98	208
2. Vernon Jennings, 1996-00	199
3. John Salmons, 1998-02	192
6. Jake Morton, 1988-93	167
<b>7. Durand Scott, 2009-p</b>	<b>156</b>

**STARTERS BY GAME**

SU	Larkin	Brown	McKinney Jones	Kadji	Johnson
FGCU	Larkin	Brown	McKinney Jones	Kadji	Johnson
JU	Larkin	Brown	McKinney Jones	Kadji	Gamble
Detroit	Larkin	Scott	McKinney Jones	Kadji	Gamble
MSU	Larkin	Scott	McKinney Jones	Kadji	Johnson
UMass	Larkin	Scott	McKinney Jones	Kadji	Johnson
Charlotte	Larkin	Scott	McKinney Jones	Kadji	Johnson
UCF	Larkin	Scott	McKinney Jones	Kadji	Johnson
Hawai'i	Larkin	Scott	Brown	Kadji	Gamble
Arizona	Larkin	Scott	Brown	Kadji	Gamble
Ind. St.	Larkin	Scott	McKinney Jones	Kadji	Gamble
LaSalle	Larkin	Scott	McKinney Jones	Kadji	Gamble
Ga. Tech	Larkin	Scott	McKinney Jones	Kadji	Gamble
UNC	Larkin	Scott	McKinney Jones	Kadji	Gamble
MD	Larkin	Scott	McKinney Jones	Kadji	Gamble
BC	Larkin	Scott	McKinney Jones	Kadji	Gamble
Duke	Larkin	Scott	McKinney Jones	Kadji	Gamble
FSU	Larkin	Scott	McKinney Jones	Kadji	Gamble
VT	Larkin	Scott	McKinney Jones	Kadji	Gamble
NC State	Larkin	Scott	McKinney Jones	Kadji	Gamble
BC	Larkin	Scott	McKinney Jones	Kadji	Gamble
UNC	Larkin	Scott	McKinney Jones	Kadji	Gamble
FSU	Larkin	Scott	McKinney Jones	Kadji	Gamble
Clemson	Larkin	Scott	McKinney Jones	Kadji	Gamble
Virginia	Larkin	Scott	McKinney Jones	Kadji	Gamble
WF	Larkin	Scott	McKinney Jones	Kadji	Gamble
VT	Larkin	Brown	McKinney Jones	Kadji	Gamble

**RECORD BY STARTING LINEUP**

Larkin, Scott, McKinney Jones, Kadji, Gamble	15-2
Larkin, Scott, McKinney Jones, Kadji, Johnson	4-0
Larkin, Brown, McKinney Jones, Kadji, Johnson	1-1
Larkin, Brown, McKinney Jones, Kadji, Gamble	2-0
Larkin, Scott, Brown, Kadji, Gamble	1-1

**WRAPPING UP MIAMI VS. VIRGINIA TECH**

Stating lineup: Shane Larkin, Rion Brown, Trey McKinney Jones, Kenny Kadji & Julian Gamble ... The lineup was the first lineup change for the Hurricanes since Dec. 23, 2012 vs. Arizona in Hawaii. That lineup was Shane Larkin, Durand Scott, Rion Brown, Kenny Kadji and Julian Gamble ... Miami is on a 10-game home ACC winning streak, dating back to last season. Miami's last home ACC loss was Feb. 15, 2012, when North Carolina defeated the Canes 73-64. Coach L is 21-8 overall in ACC play at Miami, including 13-2 at home. Miami was 6-2 at the BUC in league play last year ... The Hurricanes are 13-0 at the Bank United Center in 2012-13 and are 120-47 overall in the BUC. The Hurricanes have notched double-digit home wins at the BankUnited in six-straight seasons and nine times in 10 full seasons calling the arena home ... Miami, who shot 50 percent from the field against VT, has had three ACC home games in which the Hurricanes have made half of their attempts ... Miami has shot better than 42 percent from the field in 12 of 13 home games ... Miami led Virginia Tech by 19 at the half, the first time leading by at least 15 points at the break since +17 against UNC and +23 against Duke ... Shane Larkin scored Miami's first bucket, and the Canes are now 4-0 when he scores first ... Five players have scored 20+ points in a game this season: Larkin four times, Durand Scott twice, Kenny Kadji twice times, Rion Brown twice and Reggie Johnson once ... Shane Larkin (22) and Kenny Kadji (20) both finished the game with 20 plus points. Last time two players scored 20+ points in same game: Durand Scott and Kenny Kadji vs. Duke on Jan. 23, 2013 ... Shane Larkin, who had six assists for the game, has had eight games this season with six or more assists ... Kenny Kadji, who made three 3-point field goals, has had four games this season with three or more treys in a game.

**MILESTONE NUMBERS FOR THREE CANES**

With six points against Virginia, Durand Scott has topped the 1,500 point plateau in his four years with the Canes. He is the 10th player in Miami history to score 1,500 points in his career. Scott has started 116 games at Miami, the most by a Cane, topping Darius Rice's 113 from 2000-04.

Sophomore PG Shane Larkin has 117 assists in 27 games this season. A year ago, Larkin posted 81 assists in 32 seasons. Teammate Durand Scott has posted a pair of 100-assist seasons, his freshman (113) and sophomore (112) campaigns, added to 93 last year. Scott has 67 assists in 22 games this year.

With 14 points against Florida State on Feb. 13, Reggie Johnson became the 34th Cane to top the 1,000 point plateau, joining teammate Durand Scott on the list. Johnson notched 204 points in 32 games as a freshman, 430 in 36 games his sophomore season and 231 in just 23 games last year.

**WHO SCORED FIRST?**

Miami is 8-1 when Kenny Kadji is the first Cane to score, and 5-0 when Durand Scott scores Miami's first points in the game. UM is 4-0 when Larkin scored first and 3-2 with Julian Gamble, 2-0 after Rion Brown does, 1-1 with Trey McKinney Jones.

**COACH L COACHING TREE**

- Jamie Angeli - assistant - Stetson women
- Joe Barer - head coach in high school
- Scott Cherry - head coach - High Point
- Bill Courtney - head coach - Cornell
- Kent Dernbach - assistant - University of Wisconsin Stephens Point
- Brian Ellerbe - former head coach - Michigan. Now assistant - DePaul
- Jerry Francis - former head coach - Prairie View.
- Mike Gillian - head coach - Longwood
- Stan Heath - head coach - University of South Florida
- Marc Iavaroni - former head coach - Memphis Grizzlies. Now assistant - LA Clippers
- James Johnson - head coach - Va. Tech
- Derek Kellogg - head coach - UMass
- Scott Lombardi - assistant - George Mason
- Steve Merfeld - former head coach - Evansville. Now assistant - Creighton
- Keith Nofitz - former assistant - Central Michigan. Now head coach - high school
- Jeff Schneider - former head coach - Cal Poly San Luis Obispo
- Anthony Solomon - former head coach - St. Bonaventure. Now assistant - Notre Dame
- Ricky Stokes - former head coach - Va. Tech
- Jeff Westlund - assistant - Bethel
- Ricky Yahn - assistant - Longwood

**SCORING FROM EVERYONE**

In Miami's 27 games, seven players have notched at least 15 points in a game. Durand Scott leads the way with 13 times, followed by nine times by Shane Larkin and eight from Kenny Kadji.

- Durand Scott: 15 (5x), 16, 17 (3x), 18 (2x), 20, 25
- Shane Larkin: 15 (2x), 18 (3x), 22 (2x), 25, 27
- Kenny Kadji: 16, 17 (2x), 18 (2x), 19, 20, 22
- Reggie Johnson: 15, 16, 19, 22
- Julian Gamble: 16 (2x)
- Rion Brown: 22 (2x)
- Trey McKinney Jones: 15, 18

**HOLDING OPPONENTS TO LESS THAN 50 PERCENT**

Miami has allowed only two opponents to shoot better than 50.0 percent from the field this season - NC State hit 53.8 percent of its shots and Wake Forest knocked down 54.2 percent. Miami has hit more than half of their shots six times, including 59.0 percent vs. Jacksonville and 56.9 percent vs. No. 1 Duke.

**UNDEFEATED IN JANUARY**

Miami was a perfect 8-0 in January, posting a 7-0 ACC record. The last time UM was undefeated for an entire month was November 2009, when Miami was 7-0 in non-conference play. In conference action, Miami was 8-0 in February 1999.

**GAMBLE STEPS UP IN ABSENCE OF JOHNSON**

Julian Gamble moved into the starting lineup in the absence of Reggie Johnson and took full advantage of the opportunity. In nine games without Johnson, Gamble more than doubled his point production and increased his rebounds from less than two per game to 7.6 each night.

A year ago, Gamble didn't know if he'd be granted a sixth year of eligibility with the Canes. In his senior campaign, the native of Durham is posting career numbers, topping his junior year stats.

	First 8 games	W/out Reggie	Jr. Year
Minutes	13.0	27.0	15.2
Points	4.3	8.9	4.0
Rebounds	1.8	7.5	3.4
Blocks	0.6	2.3	0.8

**LARKIN IN THE AIR**

At 5-11, sophomore point guard Shane Larkin grabbed 19 rebounds in two games with 10 against No. 1 Duke and nine vs. Florida State. He has pulled down at least four rebounds in nine of the last 13 games and 14 times this season.

Larkin also took flight offensively in the game against Duke, throwing down his first dunk of the season. Against Virginia Tech, Larkin blocked a pair of shots within six seconds of one another.

**LARKIN ACC AND NATIONAL PLAYER OF THE WEEK**

Sophomore Shane Larkin has earned Oscar Robertson National Player of the Week by the USBWA and ACC Player of the Week honors after leading the Canes to a pair of conference road wins against Virginia Tech and No. 19 NC State. The sophomore averaged 19.0 points, 4.0 assists, 4.0 steals, 3.0 rebounds and 1.0 blocks in 38.5 minutes per game for the No. 14/15 Miami Hurricanes. Larkin hit 60.9 percent (14-23) from the field and hit 7-15 (46.7%) from distance in his two outings.

**LARRAÑAGA EARNS 500th WIN**

Head coach Jim Larrañaga is in his 29th season as a head coach, posted his 500th win at Georgia Tech on Jan. 5 in Atlanta. Entering the 2012-13 season, Coach L was tied for 20th on the list of winningest active Division-I head coaches. Currently 17 active D-I coaches have 500 wins.

**LARRAÑAGA AND OBAMA**

In his three visits to the UM campus in the past year, President Barack Obama was greeted by Coach Larrañaga and attended each event. Larrañaga has met the President a dozen times, dating back to Coach L's tenure in Fairfax, Va., at George Mason. Larrañaga's son, John, also plays basketball with the President.

**UM Communications**

**Assoc. AD for Communications** Chris Freet  
 c.freet@miami.edu  
**MBB Contact** Amy Woodruff  
**Assistant Director of Communications**  
**Work/Cell** (305) 284-3241 / (813) 410-1194  
**Email** a.woodruff@miami.edu  
**Website** www.HurricaneSports.com

**2012-13 UM Quick Facts**

<b>Location</b>	Coral Gables, Fla.
<b>Stadium</b>	BankUnited Center
<b>Press Row</b>	305-284-2111
<b>Capacity</b>	7,200
<b>Enrollment</b>	15,524
<b>Founded</b>	1925
<b>Colors</b>	Orange, Green, White
<b>Nickname</b>	Hurricanes
<b>Mascot</b>	Sebastian the Ibis
<b>Conference</b>	Atlantic Coast
<b>President</b>	Dr. Donna E. Shalala
<b>Interim Director of Athletics</b>	Blake James
<b>Address</b>	5821 San Amaro Drive Coral Gables, Fla. 33146

<b>2011-12 Overall Record</b>	20-13
<b>Home/Away/Neutral</b>	14-4/5-8/1-1
<b>2011-12 ACC Record</b>	9-7
<b>2011-12 ACC Finish</b>	T-4
<b>Starters Returning / Lost</b>	4/1
<b>Lettermen Returning / Lost</b>	10/2

<b>Head Coach</b>	Jim Larrañaga
<b>Alma Mater</b>	Providence, 1971
<b>Record at UM</b>	43-17 / second season
<b>Overall Record</b>	513-351 / 29th season

**STAFF**

- Eric Konkol Wisconsin-Eau Claire, '00
- Michael Huger Bowling Green, '94
- Chris Caputo Westfield (Mass.) State, '02
- Director of Operations Mike Summey
- Assoc. Director of Operations Jaime Vathielil
- Athletic Trainer Wes Brown
- Strength & Conditioning Coach Jim Krumpus

**HISTORY**

<b>First Season of Basketball</b>	1926
<b>Overall All-Time Record</b>	910-685
<b>Year UM Joined ACC</b>	2004-05
<b>NCAA Appearances</b>	Six
	1960, 1998, 1999, 2000, 2002, 2008
<b>Last NCAA Appearance</b>	L, 75-72
	Second Round vs. Texas, 2008
<b>NIT Appearances</b>	10
	1961, 1963, 1964, 1995, 1997, 2001, 2005, 2006, 2009, 2011
<b>Last NIT Appearance</b>	L, 79-64
	Quarterfinals vs. Alabama, 2011

**COMMUNICATIONS POLICIES**

All interview requests for assistant coaches or athletics department staff members must also be approved and cleared by the UM Communications office and/or basketball contact Amy Woodruff. Credential requests are taken via e-mail to Amy Woodruff (A.Woodruff@miami.edu). Any misuse of credentials will result in removal from the BankUnited Center and the permanent voiding of the credential. The UM locker room is closed at all times. For home games, Coach Larrañaga and a handful of Hurricane players will report to the media room for interviews following the opposing team's postgame press conference.

**MIAMI IN NCAA STATS** *As of Feb. 25*

Category	Rank	Actual	National Leader	Actual
Won-Lost Percentage (345 ranked)	12	84.6	Gonzaga	93.1
Final Points (345 ranked)	217	1787.0	Gonzaga	2280.0
Scoring Offense (345 ranked)	140	68.7	Northwestern St.	83.7
Scoring Defense (345 ranked)	29	59.2	Stephen F. Austin	50.1
Scoring Margin (345 ranked)	44	9.5	Indiana	21.3
Field-Goal Percentage (345 ranked)	60	45.8	Weber St.	51.4
Field-Goal Percentage Defense (345 ranked)	16	38.4	Kansas	35.5
Three-Point Field Goals Per Game (345 ranked)	125	6.5	Iowa St.	9.6
Three-Point Field-Goal Percentage (345 ranked)	99	35.3	Weber St.	42.8
Three Pt FG Defense (345 ranked)	54	30.9	Southern U.	27.3
Free-Throw Percentage (345 ranked)	280	65.5	Davidson	81.8
Rebound Margin (345 ranked)	117	2.2	Colorado St.	12.9
Assists Per Game (345 ranked)	267	11.5	Ohio	18.6
Assist Turnover Ratio (345 ranked)	122	1.03	Notre Dame	1.6
Blocked Shots Per Game (345 ranked)	31	5.0	St. John's (NY)	7.4
Steals Per Game (345 ranked)	180	6.7	VCU	12.1
Final Opp Points (345 ranked)	327	1539.0	Longwood	2365.0
Turnovers Per Game (345 ranked)	24	11.2	Wisconsin	9.4
Turnover Margin (345 ranked)	114	1.1	VCU	8.0
Personal Fouls Per Game (345 ranked)	10	14.3	Michigan	12.2

**HURRICANES IN NCAA STATS** *As of Feb. 25*

Category	Player	Rank	Actual	National Leader	Actual
Assists Per Game (250 ranked)	Shane Larkin	114	4.3	Jason Brickman, LIU	8.3
Blocked Shots Per Game (250 ranked)	Julian Gamble	56	2.0	Nerlens Noel, Ky	4.42
	Kenny Kadji	141	1.38		
Steals Per Game (250 ranked)	Shane Larkin	40	2.08	Anthony Hickey, LSU	3.3
	Durand Scott	104	1.78		
Assist Turnover Ratio (250 ranked)	Shane Larkin	103	1.91	Trey Burke, Mich.	3.9
Double Doubles (250 ranked)	Kenny Kadji	187	4.0	Jerrelle Benimon, Towson	19.0
				Mike Muscala, Bcknll	19.0

**UNIVERSITY OF MIAMI**

**Academic Prestige**

- No. 1 University in the state of Florida: Ranked No. 44 in Nation by US News & World Report
- Miami ranks No. 17 among BCS schools by US News & World Report
- UM, Northwestern and Duke are the only three BCS schools to record an APR score of 980 or better in football, men's basketball and baseball.
- University of Miami student-athletes have recorded a Graduation Success Rate (GSR) of 93 percent, the highest mark ever achieved for the school's athletics department. Miami basketball scored a 980 academic progress rate (APR), ranking in the 80-90th percentile nationally among men's basketball teams.

**Graduation Rates**

- Miami basketball has graduated 27 of 28 players over the last eight years
- 25 of 25 of Coach L's players have graduated since 2006

**Small, Private School Environment**

- 75% of UM classes have 25 or fewer students; 50% of classes have 15 or fewer students
- 11:1 student-to-faculty ratio
- Less than 10,000 undergraduate students enrolled

**Diversity**

- Miami ranks fifth among BCS schools in diversity (behind Cal, Stanford, UCLA, and USC) – 49% of UM students are minorities.
- Miami is rated No. 3 in race and class interaction by Princeton Review
- **Competitive Admissions**
- 2,000 incoming freshmen out of a pool of 27,700 applications received
- 50% of new freshmen graduated in the top 5% of their class
- Average weighted GPA is 4.2

**TOP SEVEN CANES VS. DUKE**

Rion Brown	Min	Avg	FG	FGA	Pct	3FG	3FGA	3Pct	FT	FTA	Pct	Off	Def	Tot	Avg	PF	FO	Ast	TO	Blk	Stl	Pts	Avg		
2010-11	2	0	20	10.0	3	7	.429	2	6	.333	0	0	.000	1	2	3	1.5	3	0	0	1	0	0	8	4.0
2011-12	1	0	16	16.0	2	4	.500	1	2	.500	0	0	.000	1	0	1	1.0	2	0	1	0	0	1	5	5.0
2012-13	1	0	17	17.0	1	3	.333	0	2	.000	2	2	1.000	0	0	0	0.0	1	0	2	2	0	0	4	4.0
<b>TOTAL</b>	<b>4</b>	<b>0</b>	<b>53</b>	<b>13.3</b>	<b>6</b>	<b>14</b>	<b>.429</b>	<b>3</b>	<b>10</b>	<b>.300</b>	<b>2</b>	<b>2</b>	<b>1.000</b>	<b>2</b>	<b>2</b>	<b>4</b>	<b>1.0</b>	<b>6</b>	<b>0</b>	<b>3</b>	<b>3</b>	<b>0</b>	<b>1</b>	<b>17</b>	<b>4.3</b>
Julian Gamble	Min	Avg	FG	FGA	Pct	3FG	3FGA	3Pct	FT	FTA	Pct	Off	Def	Tot	Avg	PF	FO	Ast	TO	Blk	Stl	Pts	Avg		
2009-10	2	2	36	18.0	3	6	.500	0	0	.000	2	2	1.000	1	2	3	1.5	6	0	1	3	0	2	8	4.0
2010-11	2	1	27	13.5	5	8	.625	0	0	.000	1	2	.500	2	3	5	2.5	5	0	2	5	1	1	11	5.5
2012-13	1	1	24	24.0	2	4	.500	0	0	.000	1	6	.167	3	7	10	10.0	2	0	0	1	4	2	5	5.0
<b>TOTAL</b>	<b>5</b>	<b>4</b>	<b>87</b>	<b>17.4</b>	<b>10</b>	<b>18</b>	<b>.556</b>	<b>0</b>	<b>0</b>	<b>.000</b>	<b>4</b>	<b>10</b>	<b>.400</b>	<b>6</b>	<b>12</b>	<b>18</b>	<b>3.6</b>	<b>13</b>	<b>0</b>	<b>3</b>	<b>9</b>	<b>5</b>	<b>5</b>	<b>24</b>	<b>4.8</b>
Reggie Johnson	Min	Avg	FG	FGA	Pct	3FG	3FGA	3Pct	FT	FTA	Pct	Off	Def	Tot	Avg	PF	FO	Ast	TO	Blk	Stl	Pts	Avg		
2009-10	2	1	33	16.5	3	6	.500	0	0	.000	8	10	.800	4	5	9	4.5	6	0	0	3	2	1	14	7.0
2010-11	2	2	58	29.0	16	19	.842	0	0	.000	6	9	.667	10	6	16	8.0	5	0	3	5	3	1	38	19.0
2011-12	1	1	35	35.0	11	17	.647	0	1	.000	5	10	.500	8	4	12	12.0	3	0	0	0	0	1	27	27.0
2012-13	1	0	16	16.0	0	2	.000	0	0	.000	2	2	1.000	1	4	5	5.0	4	0	0	2	1	0	2	2.0
<b>TOTAL</b>	<b>6</b>	<b>4</b>	<b>142</b>	<b>23.7</b>	<b>30</b>	<b>44</b>	<b>.682</b>	<b>0</b>	<b>1</b>	<b>.000</b>	<b>21</b>	<b>31</b>	<b>.677</b>	<b>23</b>	<b>19</b>	<b>42</b>	<b>7.0</b>	<b>18</b>	<b>0</b>	<b>3</b>	<b>10</b>	<b>6</b>	<b>3</b>	<b>81</b>	<b>13.5</b>
Trey McKinney Jones	Min	Avg	FG	FGA	Pct	3FG	3FGA	3Pct	FT	FTA	Pct	Off	Def	Tot	Avg	PF	FO	Ast	TO	Blk	Stl	Pts	Avg		
2011-12	1	0	16	16.0	1	4	.250	0	3	.000	0	0	.000	0	1	1	1.0	2	0	1	2	0	0	2	2.0
2012-13	1	1	27	27.0	3	6	.500	2	4	.500	2	2	1.000	1	3	4	4.0	4	0	3	1	0	1	10	10.0
<b>TOTAL</b>	<b>2</b>	<b>1</b>	<b>43</b>	<b>21.5</b>	<b>4</b>	<b>10</b>	<b>.400</b>	<b>2</b>	<b>7</b>	<b>.286</b>	<b>2</b>	<b>2</b>	<b>1.000</b>	<b>1</b>	<b>4</b>	<b>5</b>	<b>2.5</b>	<b>6</b>	<b>0</b>	<b>4</b>	<b>3</b>	<b>0</b>	<b>1</b>	<b>12</b>	<b>6.0</b>
Kenny Kadji	Min	Avg	FG	FGA	Pct	3FG	3FGA	3Pct	FT	FTA	Pct	Off	Def	Tot	Avg	PF	FO	Ast	TO	Blk	Stl	Pts	Avg		
2011-12	1	1	32	32.0	5	8	.625	4	5	.800	1	3	.333	2	6	8	8.0	5	1	1	3	0	0	15	15.0
2012-13	1	1	26	26.0	9	11	.818	2	3	.667	2	4	.500	0	6	6	6.0	2	0	0	3	2	1	22	22.0
<b>TOTAL</b>	<b>2</b>	<b>2</b>	<b>58</b>	<b>29.0</b>	<b>14</b>	<b>19</b>	<b>.737</b>	<b>6</b>	<b>8</b>	<b>.750</b>	<b>3</b>	<b>7</b>	<b>.429</b>	<b>2</b>	<b>12</b>	<b>14</b>	<b>7.0</b>	<b>7</b>	<b>1</b>	<b>1</b>	<b>6</b>	<b>2</b>	<b>1</b>	<b>37</b>	<b>18.5</b>
Shane Larkin	Min	Avg	FG	FGA	Pct	3FG	3FGA	3Pct	FT	FTA	Pct	Off	Def	Tot	Avg	PF	FO	Ast	TO	Blk	Stl	Pts	Avg		
2011-12	1	1	38	38.0	2	8	.250	2	6	.333	1	2	.500	1	2	3	3.0	1	0	4	3	0	0	7	7.0
2012-13	1	1	36	36.0	8	14	.571	2	6	.333	0	1	.000	1	9	10	10.0	2	0	5	2	0	1	18	18.0
<b>TOTAL</b>	<b>2</b>	<b>2</b>	<b>74</b>	<b>37.0</b>	<b>10</b>	<b>22</b>	<b>.455</b>	<b>4</b>	<b>12</b>	<b>.333</b>	<b>1</b>	<b>3</b>	<b>.333</b>	<b>2</b>	<b>11</b>	<b>13</b>	<b>6.5</b>	<b>3</b>	<b>0</b>	<b>9</b>	<b>5</b>	<b>0</b>	<b>1</b>	<b>25</b>	<b>12.5</b>
Durand Scott	Min	Avg	FG	FGA	Pct	3FG	3FGA	3Pct	FT	FTA	Pct	Off	Def	Tot	Avg	PF	FO	Ast	TO	Blk	Stl	Pts	Avg		
2009-10	2	2	67	33.5	19	28	.679	1	2	.500	1	4	.250	3	5	8	4.0	8	1	7	6	0	4	40	20.0
2010-11	2	2	71	35.5	8	26	.308	0	3	.000	4	4	1.000	3	5	8	4.0	6	0	10	4	1	1	20	10.0
2011-12	1	1	35	35.0	3	12	.250	0	1	.000	5	6	.833	4	2	6	6.0	4	0	2	4	0	2	11	11.0
2012-13	1	1	36	36.0	9	14	.643	3	4	.750	4	5	.800	1	5	6	6.0	5	1	4	3	0	2	25	25.0
<b>TOTAL</b>	<b>6</b>	<b>6</b>	<b>209</b>	<b>34.8</b>	<b>39</b>	<b>80</b>	<b>.488</b>	<b>4</b>	<b>10</b>	<b>.400</b>	<b>14</b>	<b>19</b>	<b>.737</b>	<b>11</b>	<b>17</b>	<b>28</b>	<b>4.7</b>	<b>23</b>	<b>2</b>	<b>23</b>	<b>17</b>	<b>1</b>	<b>9</b>	<b>96</b>	<b>16.0</b>



LAST 5 GAMES (4-1)

#	Player	gp-gs	min	avg	fg-fga	fg%	3fg-fga	3fg%	ft-fa	ft%	off	def	tot	avg	pf	dq	a	to	blk	stl	pts	avg		
00	Shane Larkin	5-5	184	36.8	28-54	.519	7-19	.368	12-17	.706	3	11	14	2.8	8	0	22	12	0	8	75	15.0		
35	Kenny Kadji	5-5	137	27.4	19-42	.452	7-18	.389	7-12	.583	3	21	24	4.8	12	1	2	7	7	1	52	10.4		
01	Durand Scott	5-4	167	33.4	16-43	.372	2-11	.182	14-18	.778	3	13	16	3.2	11	0	10	14	0	7	48	9.6		
04	Trey McKinney Jones	5-5	143	28.6	14-27	.519	5-16	.313	3-4	.750	3	13	16	3.2	9	0	7	8	0	6	36	7.2		
42	Reggie Johnson	5-0	99	19.8	13-26	.500	0-0	.000	7-13	.538	8	21	29	5.8	11	0	4	11	4	3	33	6.6		
45	Julian Gamble	5-5	102	20.4	14-27	.519	0-0	.000	2-8	.250	9	16	25	5.0	15	0	0	3	11	1	30	6.0		
15	Rion Brown	5-1	113	22.6	7-27	.259	2-12	.167	6-6	1.000	2	12	14	2.8	10	0	0	5	0	2	22	4.4		
21	Erik Swoope	4-0	25	6.3	4-5	.800	0-0	.000	0-1	.000	4	2	6	1.5	5	0	0	0	0	0	8	2.0		
23	Tonye Jekiri	5-0	28	5.6	3-5	.600	0-0	.000	4-6	.667	3	4	7	1.4	5	0	0	0	2	0	10	2.0		
10	Raphael Akpejori	1-0	2	2.0	0-0	.000	0-0	.000	0-0	.000	0	0	0	0.0	0	0	0	0	0	0	0	0.0		
Team											7	5	12											
Total.....		5	1000		118-256	.461	23-76	.303	55-85	.647	45	118	163	32.6	86	1	45	60	24	28	314	62.8		
Opponents.....		5	1000		108-261	.414	23-75	.307	60-92	.652	50	111	161	32.2	83	3	48	52	20	33	299	59.8		

AGAINST RANKED TEAMS (#13/14 MICHIGAN STATE, #4/5 ARIZONA, #1/1 DUKE, #19/19 NC STATE) (3-1)

#	Player	gp-gs	min	avg	fg-fga	fg%	3fg-fga	3fg%	ft-fa	ft%	off	def	tot	avg	pf	dq	a	to	blk	stl	pts	avg		
01	Durand Scott	4-4	146	36.5	25-45	.556	5-12	.417	18-27	.667	6	12	18	4.5	10	1	9	12	0	7	73	18.3		
35	Kenny Kadji	4-4	119	29.8	25-42	.595	4-11	.364	4-6	.667	2	16	18	4.5	8	0	1	6	4	1	58	14.5		
00	Shane Larkin	4-4	147	36.8	22-42	.524	9-21	.429	3-7	.429	2	14	16	4.0	7	0	15	7	0	16	56	14.0		
42	Reggie Johnson	3-1	70	23.3	8-17	.471	0-2	.000	11-12	.917	3	21	24	8.0	9	0	1	5	5	1	27	9.0		
04	Trey McKinney Jones	4-3	103	25.8	10-28	.357	7-19	.368	5-7	.714	3	5	8	2.0	6	0	4	2	0	2	32	8.0		
45	Julian Gamble	4-3	89	22.3	9-19	.474	0-0	.000	6-12	.500	7	11	18	4.5	6	0	1	1	5	6	24	6.0		
15	Rion Brown	4-1	78	19.5	3-17	.176	1-10	.100	4-4	1.000	1	1	2	0.5	8	0	3	5	0	2	11	2.8		
03	Steve Sorenson	1-0	2	2.0	0-0	.000	0-0	.000	1-2	.500	0	0	0	0.0	0	0	0	1	0	0	1	1.0		
10	Raphael Akpejori	2-0	5	2.5	0-0	.000	0-0	.000	1-2	.500	0	2	2	1.0	0	0	0	0	0	0	1	0.5		
23	Tonye Jekiri	4-0	33	8.3	1-4	.250	0-0	.000	0-1	.000	4	4	8	2.0	4	0	1	2	2	1	2	0.5		
21	Erik Swoope	2-0	7	3.5	0-0	.000	0-0	.000	1-2	.500	0	0	0	0.0	1	0	0	0	0	1	1	0.5		
12	Justin Heller	1-0	1	1.0	0-1	.000	0-0	.000	0-0	.000	0	0	0	0.0	1	0	0	1	0	0	0	0.0		
Team											1	10	11											
Total.....		4	800		103-215	.479	26-75	.347	54-82	.659	29	96	125	31.3	60	1	35	42	16	37	286	71.5		
Opponents.....		4	800		99-237	.418	22-64	.344	49-72	.681	54	101	155	38.8	71	0	46	50	8	22	269	67.2		

NON-CONFERENCE ONLY (9-3)

#	Player	gp-gs	min	avg	fg-fga	fg%	3fg-fga	3fg%	ft-fa	ft%	off	def	tot	avg	pf	dq	a	to	blk	stl	pts	avg		
01	Durand Scott	9-9	324	36.0	51-100	.510	10-27	.370	31-44	.705	9	40	49	5.4	13	0	24	18	1	16	143	15.9		
00	Shane Larkin	12-12	433	36.1	60-127	.472	22-50	.440	20-24	.833	4	39	43	3.6	17	0	44	27	1	27	162	13.5		
42	Reggie Johnson	7-6	198	28.3	26-61	.426	1-6	.167	35-49	.714	22	49	71	10.1	15	0	8	17	13	3	88	12.6		
35	Kenny Kadji	12-12	365	30.4	52-119	.437	12-41	.293	28-39	.718	21	63	84	7.0	33	0	16	25	18	8	144	12.0		
04	Trey McKinney Jones	12-10	385	32.1	36-83	.434	18-43	.419	29-32	.906	7	40	47	3.9	25	0	17	13	1	11	119	9.9		
45	Julian Gamble	12-6	212	17.7	28-51	.549	0-0	.000	14-29	.483	20	27	47	3.9	18	1	1	10	13	5	70	5.8		
15	Rion Brown	12-5	291	24.3	23-73	.315	5-38	.132	12-20	.600	8	16	24	2.0	14	0	14	8	2	6	63	5.3		
02	Bishop Daniels	3-0	50	16.7	5-11	.455	3-3	1.000	2-2	1.000	1	2	3	1.0	5	0	3	4	0	6	15	5.0		
21	Erik Swoope	9-0	70	7.8	7-9	.778	1-1	1.000	3-10	.300	6	5	11	1.2	5	0	2	2	1	3	18	2.0		
10	Raphael Akpejori	6-0	25	4.2	2-4	.500	0-0	.000	1-3	.333	3	4	7	1.2	1	0	0	1	2	0	5	0.8		
12	Justin Heller	4-0	5	1.3	1-1	1.000	0-0	.000	0-2	.000	0	3	3	0.8	0	0	1	0	0	0	2	0.5		
23	Tonye Jekiri	10-0	63	6.3	1-4	.250	0-0	.000	2-5	.400	4	5	9	0.9	13	0	1	2	3	2	4	0.4		
03	Steve Sorenson	3-0	4	1.3	0-0	.000	0-0	.000	0-1	.000	0	0	0	0.0	0	0	0	0	0	0	0	0.0		
Team											12	17	29											
Total.....		12	2425		292-643	.454	72-209	.344	177-260	.681	117	310	427	35.6	159	1	131	133	55	87	833	69.4		
Opponents.....		12	2425		260-688	.378	81-261	.310	120-180	.667	141	279	420	35.0	224	6	136	156	30	64	721	60.1		



# HEAD COACH JIM LARRAÑAGA

Second Season | Providence, 1971

Hometown: The Bronx, N.Y. | Head Coach: American International, 1977-79 | Bowling Green, 1986-97 | George Mason, 1997-2011 | Miami, 2011-present

## LARRAÑAGA'S CAREER

### Head Coach

2011-pres. Miami  
1997-2011 George Mason  
1986-97 Bowling Green  
1977-79 American International

### Assistant

1979-86 Virginia  
1971-76 Davidson

### Player / Coach

1977 Geronemo Basketball Club (Belgium)

## EDUCATION

Providence College, 1971, B.A. Economics  
Archbishop Malloy High School, 1967

## NCAA APPEARANCES

1999 - George Mason  
2001 - George Mason  
2006 - George Mason (Final Four)  
2008 - George Mason  
2011 - George Mason

## NIT APPEARANCES

1990 - Bowling Green  
1991 - Bowling Green  
1997 - Bowling Green  
2002 - George Mason  
2004 - George Mason  
2009 - George Mason  
2012 - Miami

## PLAYING CAREER

Geronemo Basketball Club (Belgium) 1976-77  
Providence College, 1967-71  
Archbishop Molloy, 1963-67

## MISCELLANEOUS

Clair Bee Coach of the Year, 2006  
CAA Coach of the Year, 2011  
CAA Coach of the Year, 1999

## PERSONAL

Born: Oct. 2, 1949 Hometown: Bronx, N.Y.  
Wife: Liz Sons: Jay and Jon

Jim Larrañaga was named the 12th head coach of the University of Miami men's basketball program on April 22, 2011. In Year One at The U, the Canes posted a 20-13 record, making Larrañaga the first Miami head coach to record 20 wins in his inaugural season in Coral Gables. Under the new coaching staff, UM won nine games in conference play, the first time Miami has posted a winning record in ACC play since joining the conference for the 2004-05 season. The Canes ended the season tied for fourth in the ACC, another program-best accomplishment. On Feb. 5, 2012, Coach L & Co. did what no other hoops coach at Miami had done when he took the Canes into Cameron Indoor Stadium and defeated No. 7/5 Duke. Teetering on the edge of The Dance bubble, the Canes went 1-1 in the ACC Tournament and ended up in the NIT, defeating Valparaiso, but falling to Minnesota, the eventual NIT Championship runner-up.

Larrañaga came to Miami after serving as the head coach at George Mason for 14 seasons. He guided that program to five NCAA Tournament appearances (1999, 2001, 2006, 2008, 2011) - including an unprecedented run to the 2006 Final Four that captured the nation's attention, defeating Michigan State, North Carolina, Wichita State and UConn along the way. Following that run, he was selected the 2006 Clair Bee Coach of the Year. Larrañaga built the GMU Patriots' program into a perennial contender in the highly-regarded Colonial Athletic Association, winning more games than any other coach in program and conference history (273) en route to three conference titles (1999, 2001, 2008). A two-time CAA Coach of the Year honoree, Larrañaga earned the accolade in 2011, leading the Patriots to a 27-7 overall record and 16-2 conference mark en route to the CAA regular-season title and their fifth NCAA Tournament appearance under his leadership. Seeded a program-best eighth in the NCAA Tournament, George Mason rallied from a double-digit deficit to defeat ninth-seeded Villanova, 61-57, before falling to overall No. 1 seed Ohio State in the third

round. In 2006, Larrañaga became the first coach at a mid-major school to take his team to the Final Four in 27 years and earned an at-large berth for a CAA team for the first time in 20 years. Along the way, he led Mason to a school record in wins, the school's first national ranking, George Mason's first appearance in the Top 10 and the school's first wins over Top 10 teams.

With 29 years of head coaching experience, the native of Bronx, N.Y., previously served as the head coach at Bowling Green for 11 seasons (1986-1997) and at Division II American International for two seasons (1977-79).

His first coaching opportunity came at Davidson College, where he served as an assistant coach to Terry Holland. Davidson captured three Southern Conference regular-season championships and an NIT berth in his five years there, and he compiled a 47-12 record doubling as the freshman team coach. In 1976, he left Davidson and spent one season as player-coach for the Geronemo Basketball Club in Belgium.

A 1971 graduate of Providence College with a degree in economics, Larrañaga was a four-year letterman for the Friars. As the team captain in his senior season, he led Providence to a 20-8 record and an NIT appearance. He graduated as the school's fifth all-time leading scorer with 1,258 points and was selected in the sixth round of the draft by the Detroit Pistons of the National Basketball Association. He was the team's top scorer as a sophomore and junior and was named New England's Division I Sophomore of the Year in 1969. He was inducted into the Providence College Hall of Fame in 1991.

Larrañaga, 63, and his wife, Liz, have two sons - Jay, who played for his father at Bowling Green and is an assistant coach with the Boston Celtics, and Jon, who was a member of his father's George Mason teams from 1999-2003 - and four grandchildren.

## LARRAÑAGA'S CAREER RECORDS

School	Years	Overall	Conference
American International	1977-1979	27-26	none
Bowling Green	1986-1997	170-144	101-85
George Mason	1997-2011	273-164	165-79
Miami	2011-pres.	43-17	23-8
<b>Overall</b>	<b>29</b>	<b>513-351</b>	<b>289-172</b>

## COACH JIM LARRAÑAGA AT A GLANCE

2006 Clair Bee Coach of the Year Five NCAA tournament appearances  
2001 CAA Coach of the Year 2011, 2008, 2006, 2001, 1999  
1999 CAA Coach of the Year Seven postseason NIT appearances  
1997 MAC Coach of the Year 2012, 2009, 2004, 2002, 1997,  
Seven 20-win seasons 1991, 1990

28 All-Colonial Athletic Conference selections  
Coached George Evans, who was a three-time CAA Player of the Year, the CAA Rookie of the Year, a three-time CAA Defensive Player of the Year and on the CAA All-Defensive Team three times.  
Two AP All-America (honorable mention) players  
Nine CAA All-Defensive Team selections  
Eight CAA All-Rookie Team selections  
Three Dean Ehlers Award winners - given to the CAA player who best meets the criteria of academic achievement, leadership and community service.  
12 All-MAC Conference selections  
Coached Antonio Daniels - MAC Player of the Year and MAC Freshman of the Year  
Two MAC Freshman of the Year selections  
Four MAC All-Freshman Team selections

## LARRAÑAGA YEAR-BY-YEAR

Year	School	Overall W-L	Conference W-L	Finish	Post-Season
1977-78	American International	14-13			
1978-79	American International	13-13			
1986-87	Bowling Green	15-14	10-6	3	
1987-88	Bowling Green	12-16	7-9	t-5	
1988-89	Bowling Green	13-15	6-10	t-6	
1989-90	Bowling Green	18-11	9-7	t-3	NIT 0-1
1990-91	Bowling Green	17-13	9-7	t-4	NIT 0-1
1991-92	Bowling Green	14-15	8-8	5	
1992-93	Bowling Green	11-16	8-10	t-6	
1993-94	Bowling Green	18-10	12-6	t-2	
1994-95	Bowling Green	16-11	10-8	t-5	
1995-96	Bowling Green	14-13	9-9	t-6	
1996-97	Bowling Green	22-10	13-5	t-1	NIT 0-1
1997-98	George Mason	9-18	6-10	6	
1998-99	George Mason	19-11	13-3	1	NCAA 0-1
1999-00	George Mason	19-11	12-4	t-1	
2000-01	George Mason	18-12	11-5	3	NCAA 0-1
2001-02	George Mason	19-10	13-5	2	NIT 0-1
2002-03	George Mason	16-12	11-7	4	
2003-04	George Mason	23-10	12-6	3	NIT 2-1
2004-05	George Mason	16-13	10-8	6	
2005-06	George Mason	27-8	15-3	t-1	NCAA 4-1
2006-07	George Mason	18-15	9-9	5	
2007-08	George Mason	23-11	12-6	2	NCAA 0-1
2008-09	George Mason	22-11	13-5	2	NIT 0-1
2009-10	George Mason	17-15	12-6	4	CIT 0-1
2010-11	George Mason	27-7	16-2	1	NCAA 1-1
2011-12	Miami	20-13	9-7	t-4	NIT 1-1
2012-13	Miami	23-4	14-1		
<b>Overall</b>		<b>513-351</b>	<b>289-172</b>		

**THE LAST TIME A ...****Player Scored 30 Points**

Miami Kenny Kadji (30), UNC Greensboro, 1/2/12  
 Opponent Erick Green (30), Virginia Tech, 1/30/13

**Player Scored 35 Points**

Miami Jack McClintock (35) vs. North Carolina, 3/15/09  
 Opponent Sean Singletary (41), Virginia, 3/1/08

**Player Scored 40 Points**

Miami Darius Rice (43) vs. Connecticut, 1/20/03  
 Opponent Sean Singletary (41), Virginia, 3/1/08

**Two Players Scored 20 Points**

Miami Shane Larkin (22), Kenny Kadji (20) vs. Virginia Tech, 2/27/13  
 Opponent Omari Grier (27), Raymond Taylor (20) FAU, 12/17/11

**Three Players Scored 20 Points**

Miami Dwayne Collins (23), Brian Asbury (21), Jack McClintock (20) vs. Virginia Tech, 1/25/09  
 Opponent Travis Mays (40), Alvin Heggs (22), Lance Blanks (21), Texas, 2/22/89

**Five Players Scored in Double Figures**

Miami Durand Scott (18), Julian Gamble (16), Reggie Johnson (15), Shane Larkin (13), Kenny Kadji (13), at NC State, 2/2/13  
 Opponent Jon Scheyer (27), DeMarcus Nelson (19), Kyle Singler (12), Greg Paulus (12), Lance Thomas (10) Duke, 2/20/08

**Six Players Scored in Double Figures**

Miami Durand Scott (17), Rion Brown (15), Reggie Johnson (11), Shane Larkin (11), Trey McKinney Jones (11), DeQuan Jones (11) vs. Appalachian State, 12/30/11

**Player Grabbed 15 Rebounds**

Miami Reggie Johnson (20) vs. Florida Atlantic, 3/16/11  
 Opponent Gani Lawal (18), Georgia Tech, 2/10/10

**Two Players Grabbed 10 Rebounds**

Miami Kenny Kadji (12) and Reggie Johnson (11) vs. Stetson, 11/9/12  
 Opponent Marcus Ginyard (12), John Henson (12), North Carolina, 3/2/10

**Three Players Grabbed 10 Rebounds**

Miami Mark Richardson (11), Eric Brown (10), Joe Wylie (10) vs. FIU, 3/6/89  
 Opponent Matt Harpring (12), Dion Glover (10), Michael Maddox (10), Georgia Tech, 12/2/79

**Player Had 10 Assists**

Miami Durand Scott (10) vs. North Carolina Central, 11/14/09  
 Opponent Kendall Marshall (10), North Carolina, 3/11/11

**Player Had 10 Blocks**

Miami Anthony King (10) vs. Florida Atlantic, 11/29/04  
 Opponent Jarvis Varnado (10), Mississippi State, 12/13/07

**Player Had a Double-Double**

Miami Shane Larkin (18 pts, 10 rebs), vs. Duke, 1/23/13  
 Opponent CJ Leslie (18 pts, 12 rebs) at NC State, 2/2/13

**Player Had a Triple-Double**

Miami Anthony King (11 pts, 10 reb, 13 blks) vs. Florida Atlantic, 11/29/04  
 Opponent Brendan Haywood (18 pts, 14 reb, 10 blks), North Carolina, 12/4/00

**Two Players Had Double-Doubles**

Miami Reggie Johnson (22 pts, 11 rebs) & Kenny Kadji (12 pts, 12 rebs), vs. Stetson, 11/9/12  
 Opponent Hasheem Thabeet (19 pts, 14 reb), A.J. Price (13 pts, 11 reb), Connecticut, 11/23/08

**Team Scored 100 Points**

Miami 108 vs. Nova Southeastern, 11/16/09  
 Opponent 105, North Carolina, 1/31/07

**Team Scored 50 Points in a Half**

Miami 51, (2nd half) at Hawaii, 12/22/12  
 Opponent 51 (2nd half), UCF, 12/18/10

**Team Shot 50 Percent in Both Halves**

Miami .739 (17-23) / .542 (13-24) at Florida State, 2/13/13  
 Opponent .571 (16-28) / .500 (10-20) at Wake Forest, 2/23/13

**Team Shot 60 Percent in a Half**

Miami .739 (17-23), first half, at Florida State, 2/13/13  
 Opponent .650 (13-20), second half, at NC State, 2/2/13

**Team Shot 70 Percent in a Half**

.739 (17-23), first half at Florida State, 2/13/13

**Team Shot 60 Percent in a Game**

Miami .638 (30-47), at Florida State, 2/13/13  
 Opponent .622 (23-37), Clemson, 12/21/08

**Team Shot Less Than 30 Percent in a Game**

Miami .291 (16-55), FGCU, 11/13/12  
 Opponent .297 (22-74), Duke, 1/23/13

Miami 87, Stetson 79 Game 1 BankUnited Center 11/09/12

Stetson 0-1 Player fg fga fg3 fga3 ft fta of de tot pf tp a to b s min

TOTAL FG% 1st Half: 12-29 41.4% 2nd Half: 16-34 47.1% Game: 44.4%

Miami 1-0 Player fg fga fg3 fga3 ft fta of de tot pf tp a to b s min

TOTAL FG% 1st Half: 11-28 39.3% 2nd Half: 21-33 63.6% Game: 52.5%

Officials: Jerry Heater, JB Caldwell, Brian Shey Technical fouls: Stetson-None. University of Miami-None.

FGCU 63, Miami 51 Game 2 Alico Arena 11/13/12

Miami 1-1 Player fg fga fg3 fga3 ft fta of de tot pf tp a to b s min

TOTAL FG% 1st Half: 8-30 26.7% 2nd Half: 8-25 32.0% Game: 29.1%

FGCU 1-1 Player fg fga fg3 fga3 ft fta of de tot pf tp a to b s min

TOTAL FG% 1st Half: 14-26 53.8% 2nd Half: 11-25 44.0% Game: 49.0%

Officials: Brian Shey, Frank Raposo and Jerry Heater Technical fouls: University of Miami-None. Florida Gulf Coast-None.

Miami 73, Jacksonville 57 Game 3 BankUnited Center 11/16/12

Jacksonville Player fg fga fg3 fga3 ft fta of de tot pf tp a to b s min

TOTAL FG% 1st Half: 8-23 34.8% 2nd Half: 12-27 44.4% Game: 40.0%

Miami Player fg fga fg3 fga3 ft fta of de tot pf tp a to b s min

TOTAL FG% 1st Half: 8-15 53.3% 2nd Half: 15-24 62.5% Game: 59.0%

Officials: Patrick Adams, Doug Sirmons, Ron Grover Attendance: 3135

Miami 77, Detroit 62 Game 4 BankUnited Center 11/24/12

DETROIT 2-2 Player fg fga fg3 fga3 ft fta of de tot pf tp a to b s min

TOTAL FG% 1st Half: 11-32 34.4% 2nd Half: 10-27 37.0% Game: 35.6%

Miami 3-1 Player fg fga fg3 fga3 ft fta of de tot pf tp a to b s min

TOTAL FG% 1st Half: 14-27 51.9% 2nd Half: 14-27 51.9% Game: 51.9%

Officials: Mike Eades, Ray Natili, Earl Walton Technical fouls: DETROIT-None. University of Miami-None.

Miami 67, #13/14 Michigan State 59 Game 5 BankUnited Center 11/28/12

Michigan State 5-2 Player fg fga fg3 fga3 ft fta of de tot pf tp a to b s min

TOTAL FG% 1st Half: 13-29 44.8% 2nd Half: 11-30 36.7% Game: 40.7%

Miami 4-1 Player fg fga fg3 fga3 ft fta of de tot pf tp a to b s min

TOTAL FG% 1st Half: 11-24 45.8% 2nd Half: 10-20 50.0% Game: 47.7%

Officials: Roger Ayers, Les Jones, Ed Corbett Technical fouls: Michigan State-None. University of Miami-None.

Miami 75, UMass 62 Game 6 Mullins Center 12/01/12

Miami 5-1 Player fg fga fg3 fga3 ft fta of de tot pf tp a to b s min

TOTAL FG% 1st Half: 11-27 40.7% 2nd Half: 14-25 56.0% Game: 48.1%

Massachusetts 3-3 Player fg fga fg3 fga3 ft fta of de tot pf tp a to b s min

TOTAL FG% 1st Half: 9-35 25.7% 2nd Half: 9-28 32.1% Game: 28.6%

Officials: Sean Hull, Tim Kelly, Chuck Jones Technical fouls: University of Miami-None. Massachusetts-None.

Miami 77, Charlotte 46 Game 7 BankUnited Center 12/14/12

Stat table for Game 7: Charlotte 9-1, Miami 77, Charlotte 46. Includes player stats (Clark, Ingram, Williams, etc.) and team totals.

Stat table for Game 7: Miami 7-1, UCF 50. Includes player stats (Kenny Kadji, Reggie Johnson, etc.) and team totals.

Officials: Brian Dorsey, Brian O'Connell, Ray Perone. Technical fouls: Charlotte-None. University of Miami-None. Attendance: 3275.

Miami 72, UCF 50 Game 8 UCF Arena 12/18/12

Stat table for Game 8: Miami 8-1, Hawaii 78. Includes player stats (Shane Larkin, Durand Scott, etc.) and team totals.

Stat table for Game 8: Hawaii 5-4, UCF 6-3. Includes player stats (Spurlock, Wilson, etc.) and team totals.

Officials: Rick Crawford, Rickartzell, Zelon Steed. Technical fouls: University of Miami-None. UCF-None. Attendance: 5189.

Miami 73, Hawaii 78 Game 9 Stan Sheriff Center 12/22/12

Stat table for Game 9: Arizona 11-0, Miami 50. Includes player stats (Lyons, Johnson, etc.) and team totals.

Stat table for Game 9: Indiana State 7-4, Miami 55 (OT). Includes player stats (Arop, Mann, etc.) and team totals.

Officials: Larry Spaulding, Mike Thibodeaux, Jason Baker. Technical fouls: University of Miami-None. Hawaii i-None. Attendance: 8120.

No. 4/5 Arizona 69, Miami 50 Game 10 Stan Sheriff Center 12/23/12

Stat table for Game 10: Indiana State 7-4, Miami 55 (OT). Includes player stats (Arop, Mann, etc.) and team totals.

Stat table for Game 10: Miami 8-2, La Salle 9-3. Includes player stats (Shane Larkin, Durand Scott, etc.) and team totals.

Officials: JB Caldwell, Greg Nixon, Terry Moore. Technical fouls: Arizona-None. University of Miami-None. Attendance: 6564.

Indiana State 57, Miami 55 (OT) Game 11 Stan Sheriff Center 12/25/12

Stat table for Game 11: Miami 8-3, La Salle 9-3. Includes player stats (Shane Larkin, Durand Scott, etc.) and team totals.

Stat table for Game 11: La Salle 9-3, Miami 9-3. Includes player stats (Shane Larkin, Durand Scott, etc.) and team totals.

Officials: Larry Spaulding, Greg Nixon, Ryan Wells. Technical fouls: Indiana State-None. University of Miami-None. Attendance: 6514.

Miami 76, La Salle 59 Game 12 BankUnited Center 1/2/13

Stat table for Game 12: La Salle 9-3, Miami 9-3. Includes player stats (Shane Larkin, Durand Scott, etc.) and team totals.

Stat table for Game 12: Miami 9-3, La Salle 9-3. Includes player stats (Shane Larkin, Durand Scott, etc.) and team totals.

Officials: Bernard Clinton, Joe Lindsay, Jeff Clark. Technical fouls: La Salle-None. University of Miami-None. Attendance: 3259.

Miami 62, Georgia Tech 49 Game 13
1/5/13 McCamish Pavilion

Table with columns: # Player, fg, fga, fg%, ftg, fta, ft%, of, de, tot, pf, tp, a, t, b, s, min. Includes player stats for Julian Gamble, Kenny Kadji, Shane Larkin, Durand Scott, McKinney Jones, Raphael Akpejori, Rion Brown, Erik Swoope, Tonye Jekiri and team totals.

Table with columns: # Player, fg, fga, fg%, ftg, fta, ft%, of, de, tot, pf, tp, a, t, b, s, min. Includes player stats for Georges-Hunt, Carter Jr., Miller, Daniel, Udofia, Reed, Brandon, Royal, Jordan, Bolden, Chris, Poole Jr., Stacey, Morris, Jason, Holsley, Solomon and team totals.

Officials: Roger Ayers, Mike Eades, Doug Shows
Technical fouls: University of Miami-None, Georgia Tech-None.
Attendance: 7614

Score by Periods table with columns: 1st, 2nd, Total. Shows scores for University of Miami and Georgia Tech.

Points in the paint-UM 28,GT 16. Points off turnovers-UM 12,GT 10.
2nd chance points-UM 8,GT 8. Fast break points-UM 11,GT 7.
Bench points-UM 26,GT 19. Score tied-4 times. Lead changed-4 times.
Last FG-UM 2nd-04:40, GT 2nd-01:32.
Largest lead-UM by 23 2nd-08:07, GT by 3 1st-16:05.

Miami 68, UNC 59 Game 14
1/11/13 Smith Center

Table with columns: # Player, fg, fga, fg%, ftg, fta, ft%, of, de, tot, pf, tp, a, t, b, s, min. Includes player stats for Kenny Kadji, Julian Gamble, Shane Larkin, Durand Scott, McKinney Jones, Raphael Akpejori, Rion Brown, Tonye Jekiri and team totals.

Table with columns: # Player, fg, fga, fg%, ftg, fta, ft%, of, de, tot, pf, tp, a, t, b, s, min. Includes player stats for Hubert, Desmond, Bullock, Reggie, McDadoo, James, Strickland, Dexter, Paige, Marcus, John, James, Brice, Hairston, P.J., Simmons, Jackson, Tokoto, J.P. and team totals.

Officials: Les Jones, Michael Stephens, Joe Lindsay
Technical fouls: University of Miami-None, North Carolina-None.
Attendance: 20516

Score by Periods table with columns: 1st, 2nd, Total. Shows scores for University of Miami and North Carolina.

Points in the paint-UM 22,NC 26. Points off turnovers-UM 14,NC 6.
2nd chance points-UM 11,NC 14. Fast break points-UM 2,NC 4.
Bench points-UM 9,NC 23. Score tied-7 times. Lead changed-11 times.
Last FG-UM 2nd-03:05, NC 2nd-00:48.
Largest lead-UM by 9 2nd-03:05, NC by 6 1st-03:09.

Miami 54, Maryland 47 Game 15
1/13/13 BankUnited Center

Table with columns: # Player, fg, fga, fg%, ftg, fta, ft%, of, de, tot, pf, tp, a, t, b, s, min. Includes player stats for Dez Wells, James Padgett, Alex Len, Seth Allen, Nick Faust, Charles Mitchell, Logan Aronhalt, Jake Layman, Spencer Barks, Pe'Shon Howard, Shaquille Cleare and team totals.

Table with columns: # Player, fg, fga, fg%, ftg, fta, ft%, of, de, tot, pf, tp, a, t, b, s, min. Includes player stats for Kenny Kadji, Julian Gamble, Shane Larkin, Durand Scott, McKinney Jones, Raphael Akpejori, Rion Brown, Erik Swoope, Tonye Jekiri and team totals.

Officials: James Luckie, John Cahil, Tony Greene
Technical fouls: Maryland-None, University of Miami-None.
Attendance: 5809

Score by Periods table with columns: 1st, 2nd, Total. Shows scores for Maryland and University of Miami.

Points in the paint-MD 30,UM 24. Points off turnovers-MD 2,UM 9.
2nd chance points-MD 8,UM 8. Fast break points-MD 4,UM 4.
Bench points-MD 6,UM 4. Score tied-1 time. Lead changed-1 time.
Last FG-MD 2nd-00:07, UM 2nd-00:13.
Largest lead-MD by 1 1st-18:27, UM by 10 2nd-05:22.

Miami 60, Boston College 59 Game 16
1/16/13 Conte Forum

Table with columns: # Player, fg, fga, fg%, ftg, fta, ft%, of, de, tot, pf, tp, a, t, b, s, min. Includes player stats for Kenny Kadji, Julian Gamble, Shane Larkin, Durand Scott, McKinney Jones, Raphael Akpejori, Rion Brown, Erik Swoope, Tonye Jekiri and team totals.

Table with columns: # Player, fg, fga, fg%, ftg, fta, ft%, of, de, tot, pf, tp, a, t, b, s, min. Includes player stats for Anderson, Ryan, Jackson, Lonnie, Hanlan, Olivier, Rahon, Joe, Heckmann, Pat, Odio, Eddie, Clifford, Dennis, Rubin, Danny and team totals.

Officials: Karl Hess, Bryan Kersey, Tim Nestor
Technical fouls: University of Miami-None, Boston College-None.
Attendance: 3624

Score by Periods table with columns: 1st, 2nd, Total. Shows scores for University of Miami and Boston College.

Points in the paint-UM 26,BC 18. Points off turnovers-UM 10,BC 7.
2nd chance points-UM 11,BC 8. Fast break points-UM 0,BC 0.
Bench points-UM 7,BC 4. Score tied-8 times. Lead changed-10 times.
Last FG-UM 2nd-01:34, BC 2nd-02:30.
Largest lead-UM by 5 2nd-15:02, BC by 7 2nd-07:07.

#25 Miami 90, #1 Duke 63 Game 17
1/23/13 BankUnited Center

Table with columns: # Player, fg, fga, fg%, ftg, fta, ft%, of, de, tot, pf, tp, a, t, b, s, min. Includes player stats for Quinn Cook, Mason Plumlee, Rashad Sulaimon, Amile Jefferson, Seth Curry, Tyler Thornton, Alex Murphy, John Hairston, Marshall Plumlee and team totals.

Table with columns: # Player, fg, fga, fg%, ftg, fta, ft%, of, de, tot, pf, tp, a, t, b, s, min. Includes player stats for Shane Larkin, Durand Scott, McKinney Jones, Kenny Kadji, Julian Gamble, Steve Sorenson, Raphael Akpejori, Justin Heller, Rion Brown, Erik Swoope, Tonye Jekiri, Reggie Johnson and team totals.

Officials: Karl Hess, Ray Natili, Sean Hull
Technical fouls: Duke-None, Miami-None.
Attendance: 7972

Score by Periods table with columns: 1st, 2nd, Total. Shows scores for Duke and Miami.

Points in the paint-DU 36,UM 38. Points off turnovers-DU 16,UM 12.
2nd chance points-DU 10,UM 10. Fast break points-DU 0,UM 4.
Bench points-DU 14,UM 10. Score tied-1 time. Lead changed-3 times.
Last FG-DU 2nd-00:28, UM 2nd-01:40.
Largest lead-DU by 3 1st-19:47, UM by 34 2nd-01:40.

#25 Miami 71, Florida State 47 Game 18
1/27/13 BankUnited Center

Table with columns: # Player, fg, fga, fg%, ftg, fta, ft%, of, de, tot, pf, tp, a, t, b, s, min. Includes player stats for White, Okaro, Turpin, Kiel, Brandon, Montay, Snaer, Michael, Whisnant, Terry, Booker, Devon, Gilchrist, Robert, Bojanovsky, Boris, Thomas, Aaron, Miller, Ian, Ojo, Michael and team totals.

Table with columns: # Player, fg, fga, fg%, ftg, fta, ft%, of, de, tot, pf, tp, a, t, b, s, min. Includes player stats for Kenny Kadji, Julian Gamble, Shane Larkin, Durand Scott, McKinney Jones, Steve Sorenson, Raphael Akpejori, Justin Heller, Rion Brown, Erik Swoope, Tonye Jekiri, Reggie Johnson and team totals.

Officials: Joe Lindsay, Tim Kelly, Mike Stuart
Technical fouls: Florida State-None, Miami-None.
Attendance: 7972

Score by Periods table with columns: 1st, 2nd, Total. Shows scores for Florida State and Miami.

Points in the paint-FS 18,UM 34. Points off turnovers-FS 5,UM 11.
2nd chance points-FS 2,UM 15. Fast break points-FS 9,UM 4.
Bench points-FS 28,UM 19. Score tied-0 times. Lead changed-0 times.
Last FG-FS 2nd-01:50, UM 2nd-00:19.
Largest lead-FS None, UM by 24 2nd-00:19.

#14/15 Miami 73, Va. Tech 64 Game 19 Cassell Stadium

Box score for Game 19: Miami 16-3, 7-0 vs Va. Tech 64. Totals: 26 54 9 24 12 16 10 23 33 12 73 12 12 8 6 200

Box score for Game 19: Virginia Tech 11-9, 2-5 vs Miami 73. Totals: 24 53 10 20 6 11 9 20 29 18 64 11 17 2 4 200

TOTAL FG% 1st Half: 13-28 46.4% 2nd Half: 13-26 50.0% Game: 48.1%

Officials: Karl Hess, Bryan Kersey, Brian Dorsey. Technical fouls: University of Miami-None. Virginia Tech-None.

Points in the paint-UM 26, VT 16. Points off turnovers-UM 16, VT 12. 2nd chance points-UM 8, VT 6. Fast break points-UM 4, VT 12.

#14/15 Miami 79, #19 NC State 78 Game 20 PNC Arena

Box score for Game 20: Miami 17-3 (8-0 ACC) vs NC State 78. Totals: 30 61 3 21 16 23 12 16 28 16 79 9 8 2 10 200

Box score for Game 20: NC State 16-6 (5-4 ACC) vs Miami 79. Totals: 28 52 4 9 18 21 9 22 31 17 78 11 12 3 5 200

TOTAL FG% 1st Half: 14-32 43.8% 2nd Half: 16-29 55.2% Game: 49.2%

Officials: James Luckie, Tim Kelly, Bernard Clinton. Technical fouls: University of Miami-Reggie Johnson. NC State-None.

Points in the paint-UM 50, ST 44. Points off turnovers-UM 22, ST 8. 2nd chance points-UM 16, ST 8. Fast break points-UM 15, ST 17.

#8/11 Miami 72, Boston College 50 Game 21 BankUnited Center

Box score for Game 21: BC 10-12, 2-7 ACC vs Miami 72. Totals: 20 54 5 23 5 10 11 19 30 16 50 6 11 1 8 200

Box score for Game 21: Miami 18-3, 9-0 ACC vs BC 50. Totals: 27 57 11 22 7 14 16 26 42 13 72 16 11 4 7 200

TOTAL FG% 1st Half: 8-21 38.1% 2nd Half: 12-33 36.4% Game: 37.0%

Officials: Karl Hess, Mike Eades, Ray Natili. Technical fouls: Boston College-None. University of Miami-None.

Points in the paint-BC 16, UM 26. Points off turnovers-BC 16, UM 9. 2nd chance points-BC 8, UM 11. Fast break points-BC 0, UM 5.

#8/11 Miami 87, North Carolina 61 Game 22 BankUnited Center

Box score for Game 22: UNC 16-7 (6-4 ACC) vs Miami 87. Totals: 25 65 6 20 5 6 11 18 29 15 61 10 11 3 3 200

Box score for Game 22: Miami 19-3 (10-0 ACC) vs UNC 61. Totals: 31 57 15 26 10 12 9 29 38 7 87 17 13 6 3 200

TOTAL FG% 1st Half: 11-30 36.7% 2nd Half: 14-35 40.0% Game: 38.5%

Officials: James Luckie, Tim Nestor, Gary Maxwell. Technical fouls: North Carolina-None. Miami-Julian Gamble.

Points in the paint-NC 18, UM 22. Points off turnovers-NC 9, UM 16. 2nd chance points-NC 13, UM 12. Fast break points-NC 7, UM 6.

#3/4 Miami 74, Florida State 68 Game 23 Tucker Center

Box score for Game 23: Miami 20-3 (11-0 ACC) vs FSU 68. Totals: 30 47 3 8 11 19 6 16 22 19 74 9 16 4 9 200

Box score for Game 23: FSU 13-11 (5-6 ACC) vs Miami 74. Totals: 24 52 4 15 16 21 10 16 26 18 68 9 17 2 7 200

TOTAL FG% 1st Half: 17-23 73.9% 2nd Half: 13-24 54.2% Game: 63.8%

Officials: Les Jones, Brian Dorsey, Tim Kelly. Technical fouls: University of Miami-None. Florida State-None.

Points in the paint-UM 36, FS 30. Points off turnovers-UM 21, FS 21. 2nd chance points-UM 4, FS 13. Fast break points-UM 10, FS 6.

#3/4 Miami at Clemson Game 24 Littlejohn Coliseum

Box score for Game 24: Miami 21-3, 12-0 ACC vs Clemson 50. Totals: 18 52 3 19 6 7 11 32 43 15 45 7 13 3 4 200

Box score for Game 24: Clemson 13-12, 5-8 ACC vs Miami 74. Totals: 17 56 4 17 5 13 13 24 37 12 43 8 6 4 9 200

TOTAL FG% 1st Half: 7-27 25.9% 2nd Half: 11-25 44.0% Game: 34.6%


Officials: Karl Hess, Tim Nestor, John Cahill. Technical fouls: University of Miami-None. Clemson-None.

Points in the paint-UM 24, CU 16. Points off turnovers-UM 4, CU 11. 2nd chance points-UM 8, CU 5. Fast break points-UM 2, CU 10.





# 2012-13 Photo Roster



**25**  
**Garrius Adams**  
Sr. | G | 6-6 | 195  
Apex, N.C.  
Middle Creek




**10**  
**Raphael Akpejori**  
Jr. | F | 6-10 | 236  
Lagos, Nigeria  
Sunrise Christian Academy (Kan.)




**15**  
**Rion Brown**  
Jr. | G | 6-6 | 200  
Hinesville, Ga.  
Liberty County



**45**  
**Julian Gamble**  
Sr. | F/C | 6-10 | 250  
Durham, N.C.  
Southern Durham




**12**  
**Justin Heller**  
Jr. | G | 6-2 | 180  
Boca Raton, Fla.  
West Boca Raton Community




**Tonye Jekiri**  
Fr. | C | 7-0 | 227  
Hialeah, Fla.  
Champagnat Catholic School




**42**  
**Reggie Johnson**  
Sr. | C | 6-10 | 292  
Winston-Salem, N.C.  
Winston-Salem Prep




**35**  
**Kenny Kadji**  
Sr. | F/C | 6-11 | 242  
Douala, Cameroon  
Pendleton/IMG/Florida



**0**  
**Shane Larkin**  
So. | G | 5-11 | 176  
Orlando, Fla.  
Dr. Phillips (Fla.)



**4**  
**Trey McKinney Jones**  
Sr. | G | 6-5 | 220  
Milwaukee, Wis.  
South Milwaukee/UMKC



**1**  
**Durand Scott**  
Sr. | G | 6-5 | 203  
The Bronx, N.Y.  
Rice High



**3**  
**Steve Sorenson**  
Fr. | G | 6-0 | 151  
Dallas, Texas  
Mark's School of Texas



**21**  
**Erik Swoope**  
Jr. | F | 6-6 | 233  
Lake Elsinore, Calif.  
Harvard-Westlake



**Jim Larranaga**  
Head Coach



**Eric Konkol**  
Assistant Coach



**Michael Huger**  
Assistant Coach



**Chris Caputo**  
Assistant Coach



**Mike Summey**  
Director of Operations



# GARRIUS ADAMS

Senior | Guard | 6-6 | 195

Apex, N.C. | Middle Creek

# #25

## Adams Season / Career Highs

### Points

Season: --  
Career: 16, at UNGC 02/15/11

### Rebounds

Season: --  
Career: 9, vs. Virginia 2/5/11

### Assists

Season: --  
Career: 6, vs. McNeese State 11/24/10

### Steals

Season: --  
Career: 3, (4x) last at Ole Miss 11/25/11

### Blocked Shots

Season: --  
Career: 2, (2x) last vs. Boston College 1/19/10

### Field Goals

Season: --  
Career: 6, at UNGC 2/15/11

### Field Goal Attempts

Season: --  
Career: 11, at UNGC 2/15/11

### Free Throws

Season: --  
Career: 7, vs. UCF 12/18/10

### Free Throw Attempts

Season: --  
Career: 12, vs. UCF 12/18/10

### 3-Point Field Goals

Season: --  
Career: 4 (2x) last at West Virginia 12/10/11

### 3-Point Field Goal Attempts

Season: --  
Career: 7 (4x) last vs. FGCU 11/22/11

### Foul Disqualifications

Season: --  
Career: 1, vs. Tennessee Tech 11/11/11

### Minutes

Season: --  
Career: 40, vs. Virginia 2/5/11

**As a Junior (2011-12):** In 19 games, averaged 4.5 points, 2.1 rebounds, 0.9 assists and 0.6 steals in 16.9 minutes per game ... Shot 39.7 percent from field, 34.0 from distance and 55.0 at the line ... Started first six games of season ... Sat out 14 games in January and February with lower extremity injury. Had surgery on Jan. 19 and returned to court Feb. 18 ... Posted 2.4 points, 0.6 rebounds in five ACC games ... Scored 6.5 ppg in two NIT games, playing 25.5 mpp ... Led (or tied) for team game highs in steals four times and in scoring, rebounding, assists and blocks once apiece ... Season highs include 15 points at West Virginia, eight rebounds vs. Tennessee Tech, three assists vs. Valparaiso, trio of steals at Ole Miss, four three-pointers made at West Virginia and 32 minutes at West Virginia and against Florida Gulf Coast.

**As a Sophomore (2010-11):** Played in all 36 games, with 24 starts - including stretch of 15 straight during ACC play (1/15-3/6) ... Averaged 7.3 points, 3.7 rebounds, 1.8 assists and 1.0 steal in 28.2 minutes per game ... Played at least 20 minutes in 33-of-36 games this season, with 1,014 minutes on hardwood, ranking 17th in program history ... Scored in double-figures 12 times, including seven times versus ACC opponents ... Grabbed five-plus boards 11 times, including season-high nine in overtime win against Virginia (2/5).

**As a Freshman (2009-10):** Averaged 3.8 points and 2.1 rebounds per game, playing in 32 games as true freshman -- tying Reggie Johnson for second-most appearances among UM freshmen in 2009-10 ... Started seven-straight games in ACC play -- also second most among UM freshmen, posting 3.9 points and 1.7 boards per outing versus conference opponents ... Knocked down three-pointer in seven of last 12 games ... Scored in double figures twice, including season- and game-high 13 points at Wake Forest (2/2) on season-best 4-of-8 shooting from field -- including season-best 3-for-5 from beyond the -- with three rebounds and steal.

**High School:** Ranked among the top 20 shooting guards by ESPN and among top 30 by Scout ... Averaged 21.8 points per game as a senior en route to setting Middle Creek High School scoring record in career points ... In 2009, named to N.C. Basketball Coaches Association District 5 All-District first team and NCPreps.com All-State Boys Basketball Team ... Competed in North Carolina/South Carolina All-Star Classic ... As a junior, averaged 18.2 points and 7.8 rebounds per game en route to NCHSAA 4-A All-State honors ... Coached by David Kushner ... Averaged 20.1 points per game with AAU team -- Garner Road, and was named to all-tournament team at Bob Gibbons Tournament of Champions in May 2008 ... Also recruited by Wake Forest, NC State, Virginia Tech and South Carolina.

**Personal:** First name is pronounced GARY-us ... Born Nov. 15, 1990 ... Son of Valerie and Gary Adams ... Brother to Deion, Ashley and Destiny ... Will graduate in June 2013 with a degree in sports administration ... Aspirations of becoming general manager of NBA team ... Off the court, enjoys music.

2009-10			
Opposition	P	R	A
NC Central	3	4	0
Nova Southeastern	10	2	0
Tulane	4	2	1
UNC Wilmington	0	0	0
South Carolina	3	2	0
FGCU	6	3	2
USC Upstate	1	3	1
Minnesota	2	1	1
at Boston College	4	1	1
SC State	5	4	1
at Stetson	4	5	0
FAU	9	2	1
NC A&T	1	8	1
Bethune-Cookman	6	2	0
at Pepperdine	5	1	2
Wake Forest	0	1	0
at Virginia Tech	6	2	1
at Virginia	0	1	0
Boston College	2	2	3
at Maryland	4	1	1
Virginia Tech	3	1	0
at Wake Forest	13	3	0
at Florida St.	5	3	1
Georgia Tech	6	3	0
at Clemson	5	0	2
Duke	2	2	0
Virginia	3	3	0
NC State	9	1	0
at North Carolina	0	1	0
Florida St.	0	2	0
Wake Forest	0	0	0
Duke	0	0	0

2010-11			
Opposition	P	R	A
Jacksonville	3	1	3
at Memphis	5	7	0
N.C. Central	10	3	2
at Rutgers	0	0	0
McNeese St.	11	4	6
at FGCU	13	5	1
Ole Miss	6	3	2
West Virginia	9	3	2
Stetson	4	2	5
UCF	7	5	0
Oral Roberts	10	2	0
Rice	9	4	3
Akron	4	1	1
Pepperdine	6	0	2
at Duke	0	3	0
at Clemson	14	5	3
BC	12	2	2
Florida St.	2	8	2
at NC State	2	2	2
UNC	12	3	1
at Virginia Tech	11	2	1
Georgia Tech	11	3	1
Virginia	8	9	2
at Wake Forest	8	4	1
Duke	9	6	2
at UNGC	16	4	2
Clemson	4	5	3
at BC	12	6	4
at Florida St.	7	8	3
Maryland	4	4	3
at Georgia Tech	7	1	1
Virginia Tech	10	5	2
UNC	0	3	1
FAU	4	2	1
Missouri St.	8	3	1
at Alabama	4	4	1

2011-12			
Opposition	P	R	A
TENNESSEE TECH	3	8	0
RUTGERS	9	3	2
UNF	14	5	2
FLA. GULF COAST	7	4	1
at Ole Miss	4	7	1
at Purdue	2	1	1
Memphis	0	0	0
at West Virginia	15	3	2
APPALACHIAN ST.	3	1	1
UNCG	0	1	1
WAKE FOREST	10	2	0
at Maryland	0	0	0
FLORIDA STATE	1	0	0
at NC State	5	1	0
BOSTON COLLEGE	0	0	1
at Georgia Tech	0	0	0
vs. Florida State	3	1	1
VALPARAISO	8	2	3
MINNESOTA	5	1	0

## ADAMS CAREER STATISTICS

Season	GP	GS	Min.	Avg.	Total			3-Point			Free Throws			Rebounds				Scoring							
					FG	FGA	Pct.	FG	FGA	Pct.	FT	FTA	Pct.	Off.	Def.	Tot.	Avg.	PF	FO	Ast.	TO	Blk	Stl	Pts.	Avg.
2009-10	32	7	540	16.9	38	118	.322	26	89	.292	19	29	.655	19	47	66	2.1	20	0	19	25	6	23	121	3.8
2010-11	36	24	1014	28.2	88	227	.388	35	114	.307	51	75	.680	37	95	132	3.7	68	0	66	60	6	37	262	7.3
2011-12	19	6	319	16.8	29	73	.397	16	47	.340	11	20	.550	11	29	40	2.1	21	1	17	14	2	11	85	4.5
<b>TOTAL</b>	<b>87</b>	<b>37</b>	<b>1873</b>	<b>21.5</b>	<b>155</b>	<b>418</b>	<b>.371</b>	<b>77</b>	<b>250</b>	<b>.308</b>	<b>81</b>	<b>124</b>	<b>.653</b>	<b>67</b>	<b>171</b>	<b>238</b>	<b>2.7</b>	<b>109</b>	<b>1</b>	<b>102</b>	<b>99</b>	<b>14</b>	<b>71</b>	<b>468</b>	<b>5.4</b>



# RAPHAEL AKPEJIORI #10

Junior | Forward | 6-10 | 236

Lagos, Nigeria | Sunrise Christian Academy (Kan.)

- Very strong and physical player who loves contact and has no regard for his own body
- Sets hard screens and rebounds at a good rate
- Majoring in mechanical engineering, taking classes such as applied thermodynamics and design of fluid & thermal systems. Three siblings are studying in Nigeria to be a civil engineer, chemical engineer and cell biology & genetics engineer.
- 185 test: 16 reps | Front squat: 330 | 1-step vertical: 33.5 | Bench max: 270
- Improved bench max from 215 to 270 and 185 test from 9-16 in 15 months under strength coach Jim Krumpus
- Full name is Ethasor Raphael Akpejori ... Goes by Raphael ... First name is pronounced A-tha-saur ... Last name is pronounced AHK-peh-jour-ee
- Born Oct. 10, 1990
- Also recruited by Texas A&M, Colorado, USF and UCF

### As a Sophomore (2011-12):

- Averaged 3.1 points and 2.6 rebounds in first nine games of season
- Led (or tied) for team game highs in blocked shots three times and in rebounds once
- Averaged 11.9 minutes per game until return of Reggie Johnson
- Book Buster (3.0 GPA), Athletics Director Honor Roll (3.2 GPA), Dean's List (3.5 GPA)

### As a Freshman (2010-11):

- UM's second-most active player on glass, pulling down 18.5 percent of rebounds when in game - including 20.8 percent of defensive boards.

### High School

Kansas All-State Class 1-A honorable mention selection ... Rated as No. 64 power forward by ESPN ... Played AAU basketball for Baltimore Elite ... Played in international game during 2008 Jordan Brand Basketball Classic in New York City.

2010-11				2011-12			
Opposition	P	R	A	Opposition	P	R	A
Jacksonville	0	1	0	TENNESSEE TECH	7	3	0
at Memphis	2	1	0	RUTGERS	3	1	1
N.C. Central	8	5	0	UNF	5	4	0
at Rutgers	4	2	0	FLA. GULF COAST	0	0	0
McNeese St.	2	4	0	at Ole Miss	0	1	0
at FGCU	1	2	0	at Purdue	2	7	1
West Virginia	0	0	0	UMASS	6	3	0
Stetson	2	0	0	Memphis	2	2	0
UCF	1	1	0	at West Virginia	3	2	0
Oral Roberts	2	4	0	at Charlotte	0	0	0
Rice	0	2	0	APPALACHIAN ST.	0	0	0
Pepperdine	3	2	0	at North Carolina	2	1	0
at Duke	1	3	0	at Boston College	0	0	0
at Clemson	0	0	0	MARYLAND	4	1	0
Florida St.	2	0	0	VIRGINIA TECH	0	0	0
UNC	1	1	0	NORTH CAROLINA	0	0	0
at Virginia Tech	0	0	0	WAKE FOREST	0	0	0
at UNC	2	2	0	at Maryland	2	2	0
Maryland	0	0	0	FLORIDA STATE	0	4	0
at Alabama	0	1	0	at Georgia Tech	0	0	0
				vs. Florida State	0	1	0
				MINNESOTA	0	1	0

### Akpejori Season / Career Highs

**Points**

Season: 4, at Boston College, 1/16/13  
 Career: 8, vs. NC Central 11/19/10  
 ACC: 4 (2x) last at Boston College, 1/16/13

### Rebounds

Season: 4 (2x) last vs. Maryland, 1/13/13  
 Career: 7, at Purdue 11/29/11  
 ACC: 4 (3x) last vs. Maryland, 1/13/13

### Assists

Season: 1, vs. Florida State, 1/27/13  
 Career: 1 (3x), last vs. Florida State, 1/27/13  
 ACC: 1, vs. Florida State, 1/27/13

### Steals

Season: 1 (3x), last vs. Florida State, 1/27/13  
 Career: 1, (8x), last vs. Florida State, 1/27/13  
 ACC: 1 (5x), last vs. Florida State, 1/27/13

### Blocked Shots

Season: 2, vs. Charlotte, 12/14/12  
 Career: 4 (2x), last vs. UNF 11/19/11  
 ACC: 2, vs. Florida State, 1/19/11

### Field Goals

Season: 2, at Boston College, 1/16/13  
 Career: 3(2x) last vs. Tennessee Tech 11/11/11  
 ACC: 2 (2x) last at Boston College, 1/16/13

### Field Goal Attempts

Season: 3 (2x) last at Boston College, 1/16/13  
 Career: 4, UNF 11/19/11  
 ACC: 3 (3x) last at Boston College, 1/16/13

### Free Throws

Season: 1, vs. Arizona, 12/23/12  
 Career: 4, at Rutgers 11/21/10  
 ACC: 2, vs. Florida State, 1/19/11

### Free Throw Attempts

Season: 2, vs. Arizona, 12/23/12  
 Career: 4 (4x), last vs. Memphis 12/06/11  
 ACC: 3, at Duke, 1/2/11

### 3-Point Field Goals

Season: --  
 Career: --  
 ACC: --

### 3-Point Field Goal Attempts

Season: --  
 Career: --  
 ACC: --

### Foul Disqualifications

Season: --  
 Career: --

### Minutes

Season: 13, at Georgia Tech, 1/5/13  
 Career: 22, vs. UNF 11/19/11  
 ACC: 13, at Georgia Tech, 1/5/13

### CAREER STATISTICS

Season	GP	GS	Min.	Avg.	Total			3-Point			Free Throws			Rebounds				Scoring							
					FG	FGA	Pct.	FG	FGA	Pct.	FT	FTA	Pct.	Off.	Def.	Tot.	Avg.	PF	FO	Ast.	TO	Blk	Stl	Pts.	Avg.
2010-11	20	0	98	4.9	5	10	.500	0	0	.000	21	32	.656	13	18	31	1.6	16	0	5	12	2	31	1.6	
2011-12	22	3	147	6.7	13	27	.481	0	0	.000	10	17	.588	21	12	33	1.5	27	0	2	7	11	4	36	1.6
2012-13	15	0	73	4.9	5	13	.385	0	0	.000	1	3	.333	6	12	18	1.2	7	0	1	2	3	3	11	0.7
<b>TOTAL</b>	<b>57</b>	<b>3</b>	<b>318</b>	<b>5.6</b>	<b>23</b>	<b>50</b>	<b>.460</b>	<b>0</b>	<b>0</b>	<b>.000</b>	<b>32</b>	<b>52</b>	<b>.615</b>	<b>40</b>	<b>42</b>	<b>82</b>	<b>1.4</b>	<b>50</b>	<b>0</b>	<b>3</b>	<b>14</b>	<b>26</b>	<b>9</b>	<b>78</b>	<b>1.4</b>

### AKPEJIORI 2012-13

Opponent	Date	TOTAL			3-PTS			FREE THROWS			REBOUNDS				PF	FO	A	TO	Blk	Stl	Pts	Avg	
		GS	Min	FG	FGA	Pct	3FG	FGA	Pct	FT	FTA	Pct	Off	Def									Tot
CHARLOTTE	12-14-12	3	1	2	.500	0	0	.000	0	1	.000	0	0	0	0.0	0	0	0	2	0	2	2.0	
at UCF	12-18-12	1	0	0	.000	0	0	.000	0	0	.000	0	1	1	0.5	0	0	0	0	0	0	1.0	
at Hawai'i	12-22-12	4	0	0	.000	0	0	.000	0	0	.000	1	1	2	1.0	0	0	0	0	0	0	0.7	
vs Arizona	12-23-12	3	0	0	.000	0	0	.000	1	2	.500	0	1	1	1.0	0	0	0	0	0	1	0.8	
vs Indiana State	12-25-12	11	1	2	.500	0	0	.000	0	0	.000	2	1	3	1.4	1	0	0	1	0	2	1.0	
LA SALLE	01-02-13	3	0	0	.000	0	0	.000	0	0	.000	0	0	0	1.2	0	0	0	0	0	0	0.8	
at Georgia Tech	01-05-13	13	1	3	.333	0	0	.000	0	0	.000	1	3	4	1.6	4	0	0	1	0	1	2	1.0
at North Carolina	01-10-13	7	0	0	.000	0	0	.000	0	0	.000	0	0	0	1.4	0	0	0	0	1	0	0.9	
MARYLAND	01-13-13	7	0	2	.000	0	0	.000	0	0	.000	2	2	4	1.7	1	0	0	0	0	1	0.8	
at Boston College	01-16-13	12	2	3	.667	0	0	.000	0	0	.000	0	2	2	1.7	0	0	0	0	0	4	1.1	
DUKE	01-23-13	2	0	0	.000	0	0	.000	0	0	.000	0	1	1	1.6	0	0	0	0	0	0	1.0	
FLORIDA STATE	01-27-13	2	0	0	.000	0	0	.000	0	0	.000	0	0	0	1.5	1	0	1	0	0	1	0.9	
BOSTON COLLEGE	02-05-13	2	0	1	.000	0	0	.000	0	0	.000	0	0	0	1.4	0	0	0	0	0	0	0.8	
NORTH CAROLINA	02-09-13	1	0	0	.000	0	0	.000	0	0	.000	0	0	0	1.3	0	0	0	0	0	0	0.8	
VIRGINIA TECH	02-27-13	2	0	0	.000	0	0	.000	0	0	.000	0	0	0	1.2	0	0	0	0	0	0	0.7	







# TONYE JEKIRI

Freshman | Center | 7-0 | 227

# #23

Hialeah, Fla. | Chagnagnat Catholic School

- Only played basketball for three years after moving to South Florida in September 2010 to begin hoops career
- Terrific learner who picks up concepts quickly
- Good passer for his size
- Developing his offensive game
- Can play with back to basket or step out for a 10-12-foot shot
- Runs the floor like a guard and has unstoppable motor
- Only scholarship freshman on the team, second Florida recruit in Larranaga era
- Acclimated himself well from Nigeria to US culture
- Chose jersey number 23 because July 23 is birthday
- 185 test: 9 reps | front squat: 245 | 1-step vertical: 31.5 | Bench max: 235
- Majoring in sports administration
- Born July 23, 1994 in Nigeria ... Given name is Tonye Frank Jekiri (TAHN-yay Ja-KEER-EE) ... Brother to Tammie, Omiebi and Boma
- Originally from Nigeria, Jekiri moved to South Florida in September 2010 to begin basketball career ... Previously played soccer
- Chose Miami over considerations from Virginia Tech, Clemson, Florida State, Auburn, Vanderbilt and Alabama
- Larranaga's second recruit from state of Florida, joining current Canes sophomore Shane Larkin from Orlando, Fla.

## High School

Rated 17th-best center in country by *ESPN.com* and No. 13 by *Scout.com* ... Averaged 20 points, 12 rebounds and 5 blocks per game as a senior ... Notched 45 points and 20 rebounds in regional semifinals and 18 points, 14 rebounds and six blocks in regional finals ... Led team to 2A state title game ... First team 2011-12 Boys Class 2A All-State team ... First team All-FHSAA Tournament at state championships ... *Orlando Sentinel's* 2011-12 All-Florida boys basketball team ... Averaged 14 points and 10 rebounds per game as a champion with Chagnagnat, first year of organized hoops ... Team MVP ... Team captain ... On AAU circuit, played for Team Breakdown ... Dominated at Source Hoops Elite Camp and led Team Breakdown to championships in Breakdown Hoops Festival and Big Shots Myrtle Beach I.

## Jekiri Career Highs

### Points

Career: 4 (2x) last vs. Virginia Tech, 2/28/13  
ACC: 4 (2x) last vs. Virginia Tech, 2/28/13

### Rebounds

Career: 4 (2x) last vs. Boston College 2/5/13  
ACC: 4 (2x) last vs. Boston College 2/5/13

### Assists

Career: 1 (2x), last at Boston College, 1/16/13  
ACC: 1, at Boston College, 1/16/13

### Steals

Career: 1 (5x), last vs. Boston College 2/5/13  
ACC: 1 (3x), last vs. Boston College 2/5/13

### Blocked Shots

Career: 2 (2x) last vs. Virginia Tech, 2/28/13  
ACC: 2, vs. Virginia Tech, 2/28/13

### Field Goals

Career: 2, vs. Florida State, 1/27/13  
ACC: 2, vs. Florida State, 1/27/13

### Field Goal Attempts

Career: 3 (3x), last vs. Florida State, 1/27/13  
ACC: 3 (2x), last vs. Florida State, 1/27/13

### Free Throws

Career: 4, vs. Virginia Tech, 2/28/13  
ACC: 4, vs. Virginia Tech, 2/28/13

### Free Throw Attempts

Career: 6, vs. Virginia Tech, 2/28/13  
ACC: 6, vs. Virginia Tech, 2/28/13

### 3-Point Field Goals

Career: --  
ACC: --

### 3-Point Field Goal Attempts

Career: --  
ACC: --

### Foul Disqualifications

Career: --

### Minutes

Career: 12 (2x) last vs. Florida State, 1/27/13  
ACC: 12 (2x) last vs. Florida State, 1/27/13

## CAREER STATISTICS

Season	GP	GS	Min.	Avg.	Total			3-Point			Free Throws			Rebounds				Scoring							
					FG	FGA	Pct.	FG	FGA	Pct.	FT	FTA	Pct.	Off.	Def.	Tot.	Avg.	PF	FO	Ast.	TO	Blk	Stl	Pts.	Avg.
2012-13	25	0	169	6.8	11	21	.524	0	0	.000	8	16	.500	20	17	37	1.5	26	0	3	9	9	5	30	1.2

## JEKIRI 2012-13

Opponent	Date	GS	Min	TOTAL			3-PTS			FREE THROWS			REBOUNDS				PF	FO	A	TO	Blk	Stl	Pts	Avg
				FG	FGA	Pct	3FG	FGA	Pct	FT	FTA	Pct	Off	Def	Tot	Avg								
STETSON	11-09-12		DNP																					
at FGCU	11-13-12	9	0	0	.000	0	0	.000	1	2	.500	1	1	2	2.0	2	0	0	1	0	0	1	1.0	
JACKSONVILLE	11-16-12	6	0	0	.000	0	0	.000	0	1	.000	0	0	0	1.0	1	0	0	1	0	1	0	0.5	
DETROIT	11-24-12		DNP																					
MICHIGAN STATE	11-28-12	8	0	0	.000	0	0	.000	0	0	.000	0	2	2	1.3	1	0	0	0	0	0	0	0.3	
at Massachusetts	12-01-12	2	0	0	.000	0	0	.000	0	0	.000	0	0	0	1.0	0	0	0	0	0	0	0	0.3	
CHARLOTTE	12-14-12	11	0	0	.000	0	0	.000	0	0	.000	0	0	0	0.8	1	0	0	0	2	0	0	0.2	
at UCF	12-18-12	8	1	3	.333	0	0	.000	1	2	.500	2	0	2	1.0	4	0	0	0	0	0	3	0.7	
at Hawai'i	12-22-12	9	0	0	.000	0	0	.000	0	0	.000	0	0	0	0.9	1	0	1	0	0	1	0	0.6	
vs Arizona	12-23-12	7	0	1	.000	0	0	.000	0	0	.000	1	1	2	1.0	3	0	0	0	1	0	0	0.5	
vs Indiana State	12-25-12	0	0	0	.000	0	0	.000	0	0	.000	0	0	0	0.9	0	0	0	0	0	0	0	0.4	
LA SALLE	01-02-13	3	0	0	.000	0	0	.000	0	0	.000	0	1	1	0.9	0	0	0	0	0	0	0	0.4	
at Georgia Tech	01-05-13	7	0	0	.000	0	0	.000	2	2	1.000	2	0	2	1.0	0	0	0	1	1	0	2	0.5	
at North Carolina	01-10-13	2	0	0	.000	0	0	.000	0	0	.000	1	0	1	1.0	0	0	0	0	0	0	0	0.5	
MARYLAND	01-13-13	7	1	2	.500	0	0	.000	0	0	.000	2	2	4	1.2	1	0	0	0	0	0	2	0.6	
at Boston College	01-16-13	7	0	0	.000	0	0	.000	0	0	.000	0	1	1	1.2	1	0	1	1	0	1	0	0.6	
DUKE	01-23-13	12	1	3	.333	0	0	.000	0	1	.000	1	1	2	1.3	0	0	0	0	1	1	2	0.7	
FLORIDA STATE	01-27-13	12	2	3	.667	0	0	.000	0	0	.000	1	1	2	1.3	3	0	0	2	1	0	4	0.9	
at Virginia Tech	01-30-13	6	1	1	1.000	0	0	.000	0	0	.000	0	1	1	1.3	1	0	0	0	0	0	2	0.9	
at NC State	02-02-13	6	0	0	.000	0	0	.000	0	0	.000	2	0	2	1.3	0	0	1	2	0	0	0	0.9	
BOSTON COLLEGE	02-05-13	10	1	2	.500	0	0	.000	0	2	.000	3	1	4	1.5	1	0	0	0	1	1	2	0.9	
NORTH CAROLINA	02-09-13	9	1	1	1.000	0	0	.000	0	0	.000	1	1	2	1.5	1	0	0	1	0	0	2	1.0	
at Florida State	02-13-13	7	1	2	.500	0	0	.000	0	0	.000	0	2	2	1.5	1	0	0	0	0	0	2	1.0	
at Clemson	02-17-13	2	0	0	.000	0	0	.000	0	0	.000	0	0	0	1.5	1	0	0	0	0	0	0	1.0	
VIRGINIA	02-19-13	5	1	2	.500	0	0	.000	0	0	.000	0	0	0	1.4	0	0	0	0	0	0	2	1.0	
at Wake Forest	02-23-13	7	1	1	1.000	0	0	.000	0	0	.000	2	1	3	1.5	2	0	0	0	0	0	2	1.1	
VIRGINIA TECH	02-27-13	7	0	0	.000	0	0	.000	4	6	.667	1	1	2	1.5	1	0	0	0	2	0	4	1.2	


















# JUSTIN HELLER

Junior | Guard | 6-2 | 180

Boca Raton, Fla. | West Boca Raton Community

# #12

## Heller Career Highs

<b>Points</b>	Career: 2, vs. Charlotte, 12/14/12
<b>Rebounds</b>	Career: 3, vs. Charlotte, 12/14/12
<b>Assists</b>	Career: 1 (2x) last vs. Florida State, 1/27/13
<b>Steals</b>	Career: --
<b>Blocked Shots</b>	Career: --
<b>Field Goals</b>	Career: 1, vs. Charlotte, 12/14/12
<b>Field Goal Attempts</b>	Career: 1 (5x), last vs. Florida State, 1/27/13
<b>Free Throws</b>	Career: --
<b>Free Throw Attempts</b>	Career: 2, vs. Charlotte, 12/14/12
<b>3-Point Field Goals</b>	Career: --
<b>3-Point Field Goal Attempts</b>	Career: 1 (2x) last vs. Florida State, 1/27/13
<b>Minutes</b>	Career: 3, vs. Charlotte, 12/14/12

2011-12			
Opposition	P	R	A
at Charlotte	0	0	0
APPALACHIAN ST.	0	2	0
at Boston College	0	0	0
VIRGINIA TECH	0	0	0
WAKE FOREST	0	0	0
BOSTON COLLEGE	0	0	0
MINNESOTA	0	0	0

**As a Sophomore (2011-12):** Played in seven games, including four ACC matchups ... Attempted two shots, including one three pointer ... Grabbed a pair of defensive rebounds ... Season highs include one field goal attempt against Boston College and Wake Forest, one three-point attempt vs. Boston College, two rebounds against Appalachian State and two minutes vs. Appalachian State ... Book Buster (3.0 GPA) ... Athletics Director Honor Roll (3.2 GPA).

**As a Freshman (2010-11):** Walked onto team ... Practiced, but did not see any game time.

**High School:** After transferring to West Boca, played one year of varsity basketball for the Bulls ... Among top 30 three-point scorers in Palm Beach County in 2009-10 ... Bulls were only team to beat powerhouse Dwyer, the top-ranked high school in county, with 82-73 victory.

**Personal:** Born on Dec. 26, 1991 ... Son of Neal Heller and Liz Heller ... Brother to Anthony Anderson ... Majoring in finance, with aspirations of becoming a CEO ... Recruited by American and North Florida ... Nickname is J-Hell.

## CAREER STATISTICS

Season	GP	GS	Min.	Avg.	Total			3-Point			Free Throws			Rebounds				Scoring										
					FG	FGA	Pct.	FG	FGA	Pct.	FT	FTA	Pct.	Off.	Def.	Tot.	Avg.	PF	FO	Ast.	TO	Blk	Stl	Pts.	Avg.			
2011-12	7	0	4	0.6	0	2	.000	0	1	.000	0	0	.000	0	2	.000	0	2	2	0.3	0	0	0	1	0	0	0	0.0
2012-13	8	0	10	1.3	1	3	.333	0	1	.000	0	2	.000	0	4	4	0.5	1	0	2	2	0	0	2	0	0	2	0.3
<b>TOTAL</b>	<b>15</b>	<b>0</b>	<b>14</b>	<b>0.9</b>	<b>1</b>	<b>5</b>	<b>.200</b>	<b>0</b>	<b>2</b>	<b>.000</b>	<b>0</b>	<b>2</b>	<b>.000</b>	<b>0</b>	<b>6</b>	<b>6</b>	<b>0.4</b>	<b>1</b>	<b>0</b>	<b>2</b>	<b>3</b>	<b>0</b>	<b>0</b>	<b>2</b>	<b>0</b>	<b>2</b>	<b>0.1</b>	

## HELLER 2012-13

Opponent	Date	GS	Min	TOTAL			3-PTS			FREE THROWS			REBOUNDS				PF	FO	A	TO	Blk	Stl	Pts	Avg
				FG	FGA	Pct	3FG	FGA	Pct	FT	FTA	Pct	Off	Def	Tot	Avg								
JACKSONVILLE	11-16-12	0	0	0	0	.000	0	0	.000	0	0	.000	0	0	0	0.0	0	0	0	0	0	0	0.0	
CHARLOTTE	12-14-12	3	1	1	1.000	0	0	.000	0	2	.000	0	3	3	1.5	0	0	0	0	2	1.0			
at UCF	12-18-12	1	0	0	.000	0	0	.000	0	0	.000	0	0	0	1.0	0	0	1	0	0	0	0.7		
at Hawai'i	12-22-12	1	0	0	.000	0	0	.000	0	0	.000	0	0	0	0.8	0	0	0	0	0	0	0.5		
DUKE	01-23-13	1	0	1	.000	0	0	.000	0	0	.000	0	0	0	0.6	1	0	0	1	0	0	0.4		
FLORIDA STATE	01-27-13	1	0	1	.000	0	1	.000	0	0	.000	0	1	1	0.7	0	0	1	0	0	0	0.3		
BOSTON COLLEGE	02-05-13	2	0	0	.000	0	0	.000	0	0	.000	0	0	0	0.6	0	0	0	1	0	0	0.3		
NORTH CAROLINA	02-09-13	1	0	0	.000	0	0	.000	0	0	.000	0	0	0	0.5	0	0	0	0	0	0	0.3		



# STEVE SORENSON

Freshman | Guard | 6-0 | 151

Dallas, Texas | Mark's School of Texas

# #3

## Sorenson Career Highs

<b>Points</b>	Career: 1, vs. Duke 1/23/13
<b>Rebounds</b>	Career: --
<b>Assists</b>	Career: --
<b>Steals</b>	Career: --
<b>Blocked Shots</b>	Career: --
<b>Field Goals</b>	Career: --
<b>Field Goal Attempts</b>	Career: --
<b>Free Throws</b>	Career: 1, vs. Duke 1/23/13
<b>Free Throw Attempts</b>	Career: 1 (2x) last vs. Duke 1/23/13
<b>3-Point Field Goals</b>	Career: --
<b>3-Point Field Goal Attempts</b>	Career: --
<b>Minutes</b>	Career: 3, vs. Charlotte, 12/14/12

**High School:** Named all-state by Texas Association of Basketball Coaches as a senior ... TABC academic all-state ... Two-time All-Southwest Preparatory Conference ... Trinity Valley Christian all-tournament team twice ... Team captain both junior and senior seasons ... Averaged 18 points, six assists, three rebounds, two steals in senior campaign ... Shot 50 percent from both field and distance in final season ... Team leadership award ... Invited to TABC all-star game and 2012 Showboat Classic ... Team MVP ... Notched 12 points, five assists, four rebounds and two steals per game sophomore season ... Shot 50 percent from field and 49 percent from three ... Most improved player sophomore season ... Three-year letterwinner ... Honor roll all four years.

**Personal:** Full name is Steven Lewis Sorenson, goes by Steve ... Born Dec. 30, 1993 in St. Louis, Mo. ... Son of Skip and Yvonne ... Brother to Erik, who was a walk-on with Virginia Tech basketball team from 2010-12 ... Played AAU ball for Dallas Heroes ... Majoring in business.

## CAREER STATISTICS

Season	GP	GS	Min.	Avg.	Total			3-Point			Free Throws			Rebounds				Scoring							
					FG	FGA	Pct.	FG	FGA	Pct.	FT	FTA	Pct.	Off.	Def.	Tot.	Avg.	PF	FO	Ast.	TO	Blk	Stl	Pts.	Avg.
2012-13	7	0	9	1.3	0	0	.000	0	0	.000	1	3	.333	0	0	0	0.0	0	0	0	3	0	0	1	0.1

## SORENSON 2012-13

Opponent	Date	GS	Min	TOTAL			3-PTS			FREE THROWS			REBOUNDS				PF	FO	A	TO	Blk	Stl	Pts	Avg
				FG	FGA	Pct	3FG	FGA	Pct	FT	FTA	Pct	Off	Def	Tot	Avg								
JACKSONVILLE	11-16-12	0	0	0	0	.000	0	0	.000	0	0	.000	0	0	0	0.0	0	0	0	0	0	0	0.0	
CHARLOTTE	12-14-12	3	0	0	.000	0	0	.000	0	0	.000	0	0	0	0.0	0	0	0	0	0	0	0	0.0	
at Hawai'i	12-22-12	1	0	0	.000	0	0	.000	0	1	.000	0	0	0	0.0	0	0	0	0	0	0	0	0.0	
DUKE	01-23-13	2	0	0	.000	0	0	.000	1	2	.500	0	0	0	0.0	0	0	0	1	0	0	1	0.3	
FLORIDA STATE	01-27-13	1	0	0	.000	0	0	.000	0	0	.000	0	0	0	0.0	0	0	0	0	0	0	0	0.2	
BOSTON COLLEGE	02-05-13	1	0	0	.000	0	0	.000	0	0	.000	0	0	0	0.0	0	0	0	1	0	0	0	0.2	
NORTH CAROLINA	02-09-13	1	0	0	.000	0	0	.000	0	0	.000	0	0	0	0.0	0	0	0	1	0	0	0	0.1	



**2012-13 Miami Men's Basketball**  
**University of Miami Combined Team Statistics (as of Mar 01, 2013)**  
**All games**

<b>RECORD:</b>	<b>OVERALL</b>	<b>HOME</b>	<b>AWAY</b>	<b>NEUTRAL</b>
ALL GAMES	23-4	13-0	10-2	0-2
CONFERENCE	14-1	7-0	7-1	0-0
NON-CONFERENCE	9-3	6-0	3-1	0-2

#	Player	gp-gs	min	avg	Total		3-Point		F-Throw		Rebounds			pf	dq	a	to	blk	stl	pts	avg	
					fg-fga	fg%	3fg-fga	3fg%	ft-fa	ft%	off	def	tot									
00	Shane Larkin	27-27	975	36.1	134-276	.486	50-118	.424	44-62	.710	11	95	106	3.9	39	0	117	59	4	56	362	13.4
01	Durand Scott	24-23	827	34.5	113-246	.459	23-72	.319	65-89	.730	19	80	99	4.1	53	2	67	50	1	41	314	13.1
35	Kenny Kadji	27-27	785	29.1	129-265	.487	36-95	.379	56-87	.644	37	136	173	6.4	67	1	24	52	38	11	350	13.0
04	Trey McKinney Jones	27-25	817	30.3	78-193	.404	39-107	.364	49-57	.860	12	80	92	3.4	46	0	47	31	1	23	244	9.0
42	Reggie Johnson	18-6	423	23.5	52-126	.413	1-10	.100	54-78	.692	43	100	143	7.9	40	0	16	41	24	8	159	8.8
45	Julian Gamble	27-21	552	20.4	75-137	.547	0-0	.000	25-56	.446	56	80	136	5.0	60	2	5	21	52	13	175	6.5
15	Rion Brown	27-6	610	22.6	60-162	.370	25-95	.263	26-37	.703	16	35	51	1.9	33	0	23	17	2	12	171	6.3
02	Bishop Daniels	3-0	50	16.7	5-11	.455	3-3	1.000	2-2	1.000	1	2	3	1.0	5	0	3	4	0	6	15	5.0
21	Erik Swoope	20-0	125	6.3	12-18	.667	1-1	1.000	4-16	.250	11	14	25	1.3	13	0	2	3	1	3	29	1.5
23	Tonye Jekiri	25-0	169	6.8	11-21	.524	0-0	.000	8-16	.500	20	17	37	1.5	26	0	3	9	9	5	30	1.2
10	Raphael Akpejori	15-0	73	4.9	5-13	.385	0-0	.000	1-3	.333	6	12	18	1.2	7	0	1	2	3	3	11	0.7
12	Justin Heller	8-0	10	1.3	1-3	.333	0-1	.000	0-2	.000	0	4	4	0.5	1	0	2	2	0	0	2	0.3
03	Steve Sorenson	7-0	9	1.3	0-0	.000	0-0	.000	1-3	.333	0	0	0	0.0	0	0	0	3	0	0	1	0.1
Team											34	51	85				6					
Total.....		27	5425		675-1471	.459	178-502	.355	335-508	.659	266	706	972	36.0	390	5	310	300	135	181	1863	69.0
Opponents.....		27	5425		582-1514	.384	158-518	.305	275-419	.656	289	625	914	33.9	470	10	285	329	79	151	1597	59.1

<b>TEAM STATISTICS</b>	<b>UM</b>	<b>OPP</b>	<b>Date</b>	<b>Opponent</b>	<b>Score</b>	<b>Att.</b>
SCORING	1863	1597	11-09-12	STETSON	w 87-79	3160
Points per game	69.0	59.1	11-13-12	at Florida Gulf Coast	L 51-63	4552
Scoring margin	+9.9	-	11-16-12	JACKSONVILLE	w 73-57	3135
FIELD GOALS-ATT	675-1471	582-1514	11-24-12	DETROIT	w 77-62	2946
Field goal pct	.459	.384	! 11-28-12	MICHIGAN STATE	w 67-59	5791
3 POINT FG-ATT	178-502	158-518	12-01-12	at Massachusetts	w 75-62	7004
3-point FG pct	.355	.305	12-14-12	CHARLOTTE	w 77-46	3275
3-pt FG made per game	6.6	5.9	12-18-12	at UCF	w 72-50	5189
FREE THROWS-ATT	335-508	275-419	& 12-22-12	at Hawai i	w 73-58	8120
Free throw pct	.659	.656	& 12-23-12	vs Arizona	L 50-69	6564
F-Throws made per game	12.4	10.2	& 12-25-12	vs Indiana State	Lot 55-57	6514
REBOUNDS	972	914	01-02-13	LA SALLE	w 76-59	3259
Rebounds per game	36.0	33.9	* 01-05-13	at Georgia Tech	w 62-49	7614
Rebounding margin	+2.1	-	* 01-10-13	at North Carolina	w 68-59	20516
ASSISTS	310	285	* 01-13-13	MARYLAND	w 54-47	5809
Assists per game	11.5	10.6	* 01-16-13	at Boston College	w 60-59	3624
TURNOVERS	300	329	* 01-23-13	DUKE	w 90-63	7972
Turnovers per game	11.1	12.2	* 01-27-13	FLORIDA STATE	w 71-47	7972
Turnover margin	+1.1	-	* 01-30-13	at Virginia Tech	w 73-64	5436
Assist/turnover ratio	1.0	0.9	* 02-02-13	at NC State	w 79-78	19557
STEALS	181	151	* 02-05-13	BOSTON COLLEGE	w 72-50	5149
Steals per game	6.7	5.6	* 02-09-13	NORTH CAROLINA	w 87-61	7972
BLOCKS	135	79	* 02-13-13	at Florida State	w 74-68	9007
Blocks per game	5.0	2.9	* 02-17-03	at Clemson	w 45-43	8998
ATTENDANCE	71846	124732	* 02-19-13	VIRGINIA	w 54-50	7972
Home games-Avg/Game	13-5527	12-9304	* 02-23-13	at Wake Forest	L 65-80	12037
Neutral site-Avg/Game	-	2-6539	* 02-27-13	VIRGINIA TECH	w 76-58	7434

<b>Score by Periods</b>	<b>1st</b>	<b>2nd</b>	<b>OT</b>	<b>Totals</b>
University of Miami	822	1035	6	1863
Opponents	729	860	8	1597

! = ACC / Big Ten Challenge  
 & = Hawaiian Airlines Diamond Head Classic | Honolulu, Hawaii  
 \* = Conference game



**2012-13 Miami Men's Basketball**  
**University of Miami Combined Team Statistics (as of Mar 01, 2013)**  
**Conference games**

<b>RECORD:</b>	<b>OVERALL</b>	<b>HOME</b>	<b>AWAY</b>	<b>NEUTRAL</b>
ALL GAMES	14-1	7-0	7-1	0-0
CONFERENCE	14-1	7-0	7-1	0-0
NON-CONFERENCE	0-0	0-0	0-0	0-0

#	Player	gp-gs	min	avg	Total		3-Point		F-Throw		Rebounds			pf	dq	a	to	blk	stl	pts	avg	
					fg-fga	fg%	3fg-fga	3fg%	ft-fa	ft%	off	def	tot									avg
35	Kenny Kadji	15-15	420	28.0	77-146	.527	24-54	.444	28-48	.583	16	73	89	5.9	34	1	8	27	20	3	206	13.7
00	Shane Larkin	15-15	542	36.1	74-149	.497	28-68	.412	24-38	.632	7	56	63	4.2	22	0	73	32	3	29	200	13.3
01	Durand Scott	15-14	503	33.5	62-146	.425	13-45	.289	34-45	.756	10	40	50	3.3	40	2	43	32	0	25	171	11.4
04	Trey McKinney Jones	15-15	432	28.8	42-110	.382	21-64	.328	20-25	.800	5	40	45	3.0	21	0	30	18	0	12	125	8.3
15	Rion Brown	15-1	319	21.3	37-89	.416	20-57	.351	14-17	.824	8	19	27	1.8	19	0	9	9	0	6	108	7.2
45	Julian Gamble	15-15	340	22.7	47-86	.547	0-0	.000	11-27	.407	36	53	89	5.9	42	1	4	11	39	8	105	7.0
42	Reggie Johnson	11-0	225	20.5	26-65	.400	0-4	.000	19-29	.655	21	51	72	6.5	25	0	8	24	11	5	71	6.5
23	Tonye Jekiri	15-0	106	7.1	10-17	.588	0-0	.000	6-11	.545	16	12	28	1.9	13	0	2	7	6	3	26	1.7
21	Erik Swoope	11-0	55	5.0	5-9	.556	0-0	.000	1-6	.167	5	9	14	1.3	8	0	0	1	0	0	11	1.0
10	Raphael Akpejori	9-0	48	5.3	3-9	.333	0-0	.000	0-0	.000	3	8	11	1.2	6	0	1	1	1	3	6	0.7
03	Steve Sorenson	4-0	5	1.3	0-0	.000	0-0	.000	1-2	.500	0	0	0	0.0	0	0	0	3	0	0	1	0.3
12	Justin Heller	4-0	5	1.3	0-2	.000	0-1	.000	0-0	.000	0	1	1	0.3	1	0	1	2	0	0	0	0.0
Team											22	34	56									
Total.....		15	3000		383-828	.463	106-293	.362	158-248	.637	149	396	545	36.3	231	4	179	167	80	94	1030	68.7
Opponents.....		15	3000		322-826	.390	77-257	.300	155-239	.649	148	346	494	32.9	246	4	149	173	49	87	876	58.4

<b>TEAM STATISTICS</b>	<b>UM</b>	<b>OPP</b>	<b>Date</b>	<b>Opponent</b>	<b>Score</b>	<b>Att.</b>
SCORING	1030	876	* 01-05-13	at Georgia Tech	w 62-49	7614
Points per game	68.7	58.4	* 01-10-13	at North Carolina	w 68-59	20516
Scoring margin	+10.3	-	* 01-13-13	MARYLAND	w 54-47	5809
FIELD GOALS-ATT	383-828	322-826	* 01-16-13	at Boston College	w 60-59	3624
Field goal pct	.463	.390	* 01-23-13	DUKE	w 90-63	7972
3 POINT FG-ATT	106-293	77-257	* 01-27-13	FLORIDA STATE	w 71-47	7972
3-point FG pct	.362	.300	* 01-30-13	at Virginia Tech	w 73-64	5436
3-pt FG made per game	7.1	5.1	* 02-02-13	at NC State	w 79-78	19557
FREE THROWS-ATT	158-248	155-239	* 02-05-13	BOSTON COLLEGE	w 72-50	5149
Free throw pct	.637	.649	* 02-09-13	NORTH CAROLINA	w 87-61	7972
F-Throws made per game	10.5	10.3	* 02-13-13	at Florida State	w 74-68	9007
REBOUNDS	545	494	* 02-17-03	at Clemson	w 45-43	8998
Rebounds per game	36.3	32.9	* 02-19-13	VIRGINIA	w 54-50	7972
Rebounding margin	+3.4	-	* 02-23-13	at Wake Forest	L 65-80	12037
ASSISTS	179	149	* 02-27-13	VIRGINIA TECH	w 76-58	7434
Assists per game	11.9	9.9				
TURNOVERS	167	173				
Turnovers per game	11.1	11.5				
Turnover margin	+0.4	-				
Assist/turnover ratio	1.1	0.9				
STEALS	94	87				
Steals per game	6.3	5.8				
BLOCKS	80	49				
Blocks per game	5.3	3.3				
ATTENDANCE	50280	86789				
Home games-Avg/Game	7-7183	8-10849				
Neutral site-Avg/Game	-	0-0				

! = ACC / Big Ten Challenge  
 & = Hawaiian Airlines Diamond Head Classic | Honolulu, Hawaii  
 \* = Conference game

<b>Score by Periods</b>	<b>1st</b>	<b>2nd</b>	<b>Totals</b>
University of Miami	474	556	1030
Opponents	395	481	876