



2016 MIAMI BASEBALL GAME NOTES

Miami Athletic Communications • 5821 San Amaro Drive • Coral Gables, FL 33146

HurricaneSports.com • Twitter & Instagram: @CanesBaseball • Facebook: Facebook.com/TheUBaseball

Home to Four National Championships (1982, 1985, 1999, 2001) and 43 Consecutive NCAA Postseason Appearances

GAME INFORMATION

Date: Tuesday, April 12, 2016

Game Time: 6:00 p.m.

Site: Coral Gables, Fla. | Alex Rodriguez Park (4,999)

TV: ESPN3 / WatchESPN

• Talent: Joe Zagacki (pxp), Alex Schwartz (color)

Student Radio: WVUM 90.5 FM | WVUM.org (all games)

Live Stats: HurricaneSports.com

In-Game Updates: @CanesBaseball / @MiamiHurricanes

Postgame Recap: HurricaneSports.com

Series History: Miami leads, 4-0

Coral Gables: Miami leads, 4-0

First Meeting: April 27, 1990 - Miami won, 19-2

Last Meeting: April 2, 1996 - Miami won, 13-2

Streak: Miami, four wins

#1 MIAMI

25-4, 11-2 ACC

2015: 50-17, 22-8 ACC (first place, Coastal)

Last Game: April 10, 2016
10-2 win, at Notre Dame

Head Coach: Jim Morris (Elon, 1973)

DI Career: 1,510-653-4 (35th season)

at UM: 1,006-409-3 (23rd season)

vs Nova: 1-0-0

Starting Pitcher: JR LHP Danny Garcia (4-2, 2.63 ERA)

NOVA SOUTHEASTERN

25-11, 11-4 SSC

2015: 39-13, 18-6 Sunshine State

Last Game: April 9, 2016
11-4 win, at Palm Beach Atlantic

Head Coach: Greg Brown (Lynn, 2002)

DII Career: 193-93 (sixth season)

at NSU: 193-93 (sixth season)

Twitter: @NSU_Baseball

Starting Pitcher: JR LHP Jonny Ortiz (4-1, 3.51 ERA)

MIAMI ATHLETICS COMMUNICATIONS

Camron Ghorbi (Miami, 2011)

c.ghorbi@miami.edu | @CamronGhorbi

(305) 284-3230 (office)

(786-877-7329 (cell))



GAME 30

CORAL GABLES, Fla. (Alex Rodriguez Park at Mark Light Field)



#1 MIAMI HURRICANES (25-4, 11-2 ACC)

Head Coach: Jim Morris (Elon, 1973)

Career Division I Record: 1,510-653-4 (35th season) | Record at UM: 1,006-409-3 (23rd season)



vs.

NOVA SOUTHEASTERN SHARKS (25-11, 11-4 SSC)

Head Coach: Greg Brown (Lynn, 2002)

Career Division II Record: 193-93 (sixth season) | Record at NSU: 193-93 (sixth season)


MIDWEEK STORYLINES & NEWS

- Miami is the unanimous No. 1 team across college baseball, earning the distinction for the first time since June 10, 2008.
- Tuesday's game was scheduled when two of three games vs. Notre Dame were cancelled April 9; Miami won 10-2 in Game 3.
- The Hurricanes lead the all-time series against the Sharks 4-0, but the two teams have not met since the 1996 season.
- UM's current nine-game winning streak is the second-longest in the country; its 85.7 winning percentage (25-4) is tops.
- The team's 11-2 conference record is the best in the ACC - Miami has won the ACC Coastal Division two straight years.
- In the first NCAA RPI release of 2016 on April 5, UM was ranked No. 2. Miami has nine wins against the current RPI top 25.
- Head coach Jim Morris won his 1,000th game at the University of Miami in a 5-4 walk-off win over Clemson on March 26. With a 4-0 victory over FGCU on April 5, Morris moved past Larry Hays (1,508) into fifth place in all-time wins (1,509).
- Miami's .983 fielding percentage is the fifth-best mark in the country and the best fielding percentage in the ACC.
- Junior Zack Collins opened the week ranked third among active Division I players in career home runs (33) and RBI (160).
- Junior Bryan Garcia is in a tie for third place in all-time saves (34) at Miami; he is the nation's active leader in saves.
- In a preseason poll of ACC head coaches, the Hurricanes were picked to win the ACC Coastal Division in 2016.
- The Hurricanes made their 24th trip to the College World Series in 2015, finishing 50-17 overall and 22-8 in ACC play.

PROJECTED STARTERS



Miami: LHP Danny Garcia
4-2, 2.63 ERA



Nova: LHP Jonny Ortiz
4-1, 3.51 ERA

POTENTIAL STARTING LINEUP

Pos.	#	Player	AVG	AB	R	H	2B	3B	HR	RBI	SB-SBA
C	0	Zack Collins	.424	85	25	36	4	0	7	36	0-1
1B	17	Christopher Barr	.259	112	18	29	1	2	0	11	7-7
2B	4	Johnny Ruiz	.333	108	18	36	6	0	1	25	2-5
3B	16	Edgar Michelangeli	.314	102	16	32	4	1	0	16	1-3
SS	51	Brandon Lopez	.365	85	16	31	8	0	0	14	0-1
LF	24	Jacob Heyward	.227	97	19	22	5	0	2	14	5-7
CF	9	Carl Chester	.391	110	28	43	8	0	0	13	6-11
RF	13	Willie Abreu	.250	104	21	26	6	0	5	23	3-5
DH	2	Randy Batista	.200	45	9	9	0	0	0	3	1-2

2016 SCHEDULE (25-4, 11-2 ACC)

DATE	DAY	OPPONENT	TIME / RESULT
Feb. 13	Saturday	FanFest & Alumni Game**	W, 17-4
Feb. 19	Friday	RUTGERS	W, 4-1
Feb. 20	Saturday	RUTGERS	W, 2-0
Feb. 21	Sunday	RUTGERS	W, 8-1
Feb. 24	Wednesday	ST. THOMAS (FL)	W, 7-6 (10)
Feb. 26	Friday	#1 FLORIDA	L, 0-5
Feb. 27	Saturday	#1 FLORIDA	W, 5-3
Feb. 28	Sunday	#1 FLORIDA	L, 3-7
March 1	Tuesday	at Miami Marlins (exhibition)	L, 1-5
March 2	Wednesday	FGCU	W, 6-2
March 4	Friday	MANHATTAN	W, 10-0
March 5	Saturday	MANHATTAN	W, 14-4
March 6	Sunday	MANHATTAN	W, 7-4
March 8	Tuesday	MAINE	W, 6-2
March 9	Wednesday	STETSON	W, 4-2
March 11	Friday	at Virginia Tech*	L, 3-14
March 12	Saturday	at Virginia Tech*	W, 8-6
March 13	Sunday	at Virginia Tech*	W, 7-2
March 16	Wednesday	at UCF	W, 5-2
March 18	Friday	LOUISVILLE*	W, 8-4
March 19	Saturday	LOUISVILLE*	W, 6-3
March 20	Sunday	LOUISVILLE*	L, 3-4
March 23	Wednesday	BETHUNE-COOKMAN	W, 5-4
March 25	Friday	CLEMSON*	W, 9-8
March 26	Saturday	CLEMSON*	W, 5-4
March 27	Sunday	CLEMSON*	W, 10-5
March 30	Wednesday	at FAU	<i>postponed</i>
April 1	Friday	NORTH CAROLINA*	W, 10-4
April 2	Saturday	NORTH CAROLINA*	W, 7-3
April 3	Sunday	NORTH CAROLINA*	W, 7-4
April 5	Tuesday	at FGCU	W, 4-0
April 8	Saturday	at Notre Dame* (1)	<i>cancelled</i>
April 9	Saturday	at Notre Dame* (2)	<i>cancelled</i>
April 10	Sunday	at Notre Dame*	W, 10-2
April 12	Tuesday	NOVA SOUTHEASTERN	6:00 p.m.
April 13	Wednesday	UCF	6:00 p.m.
April 15	Friday	at Duke*	6:00 p.m.
April 16	Saturday	at Duke*	1:00 p.m.
April 17	Sunday	at Duke*	1:00 p.m.
April 20	Wednesday	FAU	6:00 p.m.
April 22	Friday	VIRGINIA*	7:00 p.m.
April 23	Saturday	VIRGINIA*	7:00 p.m.
April 24	Sunday	VIRGINIA*	1:00 p.m.
April 29	Friday	FLORIDA A&M	7:00 p.m.
April 30	Saturday	FLORIDA A&M	7:00 p.m.
May 1	Sunday	FLORIDA A&M	1:00 p.m.
May 4	Wednesday	FAU	7:00 p.m.
May 7	Saturday	at Georgia Tech*	7:00 p.m.
May 8	Sunday	at Georgia Tech*	4:00 p.m.
May 9	Monday	at Georgia Tech*	7:00 p.m.
May 10	Tuesday	BETHUNE-COOKMAN	7:00 p.m.
May 13	Friday	PITTSBURGH*	7:00 p.m.
May 14	Saturday	PITTSBURGH*	7:00 p.m.
May 15	Sunday	PITTSBURGH*	1:00 p.m.
May 17	Tuesday	FGCU	7:00 p.m.
May 19	Thursday	at Florida State*	6:00 p.m.
May 20	Friday	at Florida State*	6:00 p.m.
May 21	Saturday	at Florida State*	1:00 p.m.

May 24-29 Tues.-Sun. 2016 ACC Championship (Durham, N.C.)

Home games in CAPS, played at Mark Light Field in Coral Gables, Fla.

* indicates Atlantic Coast Conference game

* indicates Atlantic Coast Conference game

UNIVERSITY INFORMATION

Location	Coral Gables, Fla.
Enrollment	15,629
Founded	1925
Nickname	Hurricanes
Colors	Orange (PMS 1665), Green (PMS 3435) and White
President	Dr. Julio Frenk
Athletics Director	Blake James
Conference	Atlantic Coast Conference
Stadium / Capacity	Alex Rodriguez Park at Mark Light Field / 4,999
Ticket Office Phone	305-284-2263

BASEBALL COACHING / SUPPORT STAFF

Head Coach	Jim Morris
Record at Miami / Seasons	1,006-409-3 (.719) / 22+
Career Division I Record / Seasons	1,510-653-4 (.695) / 34+
Career Coaching Record / Seasons	1,640-692-4 (.700) / 38+
Associate Head Coach / Hitting / Recruiting Coor.	Gino DiMare (Miami, 1998)
Assistant Coach / Pitching	J.D. Arteaga (Miami, 2002)
Assistant Coach / Catchers	Norberto Lopez (Nova Southeastern, 1999)
Strength & Conditioning Coach	Brian Gabriel (Incarnate Word, 1996)
Athletic Trainer	H.R. Powell (Montclair State, 2013)
Director of Baseball Operations / Camps	Robert "G.M." McDaniel (FIU, 2003)

PROGRAM HISTORY

First Year of Baseball	1940
All-Time Program Record	2,477-994-18 (.708)
College World Series Appearances / Last	24 / 2015
College World Series Record	48-40 (.545)
NCAA Regional Appearances/ Last	44 / 2015
NCAA Regional Record	122-44 (.735)
NCAA Super Regional Appearances / Last	11 / 2015
NCAA Super Regional Record	16-10 (.615)
Last Postseason Opponent	Florida / 2015
	College World Series (Omaha, Neb.)
Result	Lost, 2-10

POSTSEASON HISTORY

National Championships: 4 (1982, 1985, 1999, 2001)

College World Series Appearances: 24 (1974, 1978, 1979, 1980, 1981, 1982, 1984, 1985, 1986, 1988, 1989, 1992, 1994, 1995, 1996, 1997, 1998, 1999, 2001, 2003, 2004, 2006, 2008, 2015)

Super Regional Appearances: 11 (1999, 2000, 2001, 2002, 2003, 2004, 2005, 2006, 2008, 2010, 2015)

Super Regional Titles: 7 (1999, 2001, 2003, 2004, 2006, 2008, 2015)

NCAA Regional Appearances: 44 (1971, 1973, 1974, 1975, 1976, 1977, 1978, 1979, 1980, 1981, 1982, 1983, 1984, 1985, 1986, 1987, 1988, 1989, 1990, 1991, 1992, 1993, 1994, 1995, 1996, 1997, 1998, 1999, 2000, 2001, 2002, 2003, 2004, 2005, 2006, 2007, 2008, 2009, 2010, 2011, 2012, 2013, 2014, 2015)

NCAA Regional Titles: 28 (1974, 1978, 1979, 1980, 1981, 1982, 1984, 1985, 1986, 1988, 1989, 1992, 1994, 1995, 1996, 1997, 1998, 1999, 2001, 2002, 2003, 2004, 2005, 2006, 2008, 2010, 2015)

 **BASEBALL****2016 UNIVERSITY OF MIAMI BASEBALL ROSTER**

No.	Name	Pos.	B/T	HT.	WT.	Year	Hometown / High School / Previous School
0	Zack Collins	C	L/R	6-3	220	Jr.	Pembroke Pines, Fla. / American Heritage
2	Randy Batista	INF	S/R	6-0	185	Jr.	Kissimmee, Fla. / Gateway / Indian River St.
4	Johnny Ruiz	INF	L/R	5-11	195	Jr.	Coral Gables, Fla. / Westminster Christian
9	Carl Chester	OF	R/R	6-0	200	Soph.	Longwood, Fla. / Lake Brantley
10	Romy Gonzalez	INF	R/R	6-2	200	Fr.	Miami, Fla. / American Senior
13	Willie Abreu	OF	L/L	6-4	225	Jr.	Hialeah, Fla. / Mater Academy
14	Danny Garcia	LHP	L/L	6-1	195	Jr.	Miami, Fla. / Westwood Christian
16	Edgar Michelangeli	INF	R/R	6-1	210	R-Jr.	Miami, Fla. / Florida Christian
17	Christopher Barr	1B	L/L	6-1	200	R-Jr.	Royal Palm Beach, Fla. / Royal Palm Beach
18	Michael Mediavilla	LHP	L/L	6-5	225	Soph.	Hialeah, Fla. / Mater Academy
19	Bryan Garcia	RHP	R/R	6-1	205	Jr.	Miami, Fla. / Christopher Columbus
21	Isaiah Musa	RHP	R/R	6-0	170	Fr.	Miami, Fla. / Westminster Christian
24	Jacob Heyward	OF	R/R	6-3	210	Jr.	McDonough, Ga. / Eagle's Landing Christian
27	Daniel Epstein	LHP	L/L	6-0	160	R-Fr.	Weston, Fla. / University School
31	Barry Buchowski	OF	R/R	6-3	215	Jr.	Moorestown, N.J. / St. Augustine / Indian River St.
35	Devin Meyer	RHP	L/R	6-3	190	R-Fr.	Coral Springs, Fla. / Coral Springs Christian
36	Ryan Alvarez	OF	L/R	6-1	185	Fr.	Miami, Fla. / Christopher Columbus
37	Keven Pimentel	RHP	R/R	6-3	225	R-Fr.	Huntington Station, N.Y. / Montverde Academy
39	Cooper Hammond	RHP	R/R	6-3	205	Jr.	Venice, Fla. / Venice Senior
40	Joe Gomez	C	S/R	6-0	190	Jr.	Wellington, Fla. / King / Indian River St.
41	Alex MacDonagh	C	R/R	6-0	177	Fr.	Milton, Mass. / Milton Academy
43	Thomas Woodrey	LHP	L/L	6-3	205	Sr.	Lighthouse Point, Fla. / Cardinal Gibbons
44	Peter Crocitto	C/1B	R/R	6-0	205	Soph.	Palm City, Fla. / South Fork
45	Ryan Guerra	RHP	R/R	6-1	220	R-Jr.	Miami, Fla. / Christopher Columbus
47	Enrique Sosa	RHP	R/R	5-10	180	Sr.	Panama City, Panama / Academia Interamericana
51	Brandon Lopez	SS	R/R	6-1	190	Sr.	Miramar, Fla. / American Heritage
52	Frankie Bartow	RHP	R/R	6-3	180	Fr.	Miami, Fla / TERRA
53	Andrew Cabezas	RHP	R/R	6-0	180	Fr.	Miami, Fla. / Coral Gables Senior
55	Jesse Lepore	RHP	R/R	6-4	210	Soph.	Beverly Hills, Fla. / Trinity Catholic

Head Coach: Jim Morris, Elon (1973), 23rd season**Assistant Coaches:** Gino DiMare, Miami (1998), 17th season

J.D. Arteaga, Miami (2002), 14th season

Norberto Lopez, Nova Southeastern (1999), first season

Strength & Conditioning Coach: Brian Gabriel, Incarnate Word (1996), third season**Director of Baseball Operations & Camps:** Robert McDaniel, FIU (2003), 14th season**Athletic Trainer:** H.R. Powell, Montclair State (2013), first season**Communications:** Camron Ghorbi, Miami (2011), fifth season**PRONUNCIATION GUIDE**

Willie Abreu	uh-BRAY-oo
Barry Buchowski	buh-KOW-skee
Frankie Bartow	bar-TOE
Andrew Cabezas	kuh-BAY-suss
Peter Crocitto	cruh-SHEE-toe
Jesse Lepore	leh-POR-ee
Michael Mediavilla	med-EE-uh-VEE-uh
Edgar Michelangeli	my-cuh-LANJ-uh-lee
Isaiah Musa	MOOSE-uh
Keven Pimentel	PIM-in-tell
J.D. Arteaga	are-tee-AH-gah

3 JIM MORRIS HEAD COACH

THE HURRICANES SKIPPER

1999 & 2001 National Coach of the Year (*Collegiate Baseball Newspaper*)
 1999 & 2001 National Coach of the Year (ABCA)
 1994 Coach of the Year (*Baseball America*)
 2008 ACC Coach of the Year

It doesn't matter if his roster is full of rookies or veterans, University of Miami head coach Jim Morris continues to produce some of college baseball's most consistent and dominant teams in his 23rd season in Coral Gables. With a talented staff around him, Morris' Hurricanes are continually the class of collegiate baseball, having won national titles in 1999 and 2001 and the ACC Baseball Regular Season Championship in both 2008 and 2014.

In his 22-plus season tenure at Miami, no program has qualified for the College World Series as much as Morris and his Hurricanes. Miami, which has qualified for the NCAA Tournament a college baseball-record 43 consecutive years, has made it to Omaha in 12 of Morris' 22 seasons in Coral Gables - including most recently in 2015, when Miami was awarded the No. 5 national seed heading into the NCAA postseason.

Morris set an NCAA record for guiding a program to the CWS in each of his first six years at UM. In addition, Morris has won 16 of 22 NCAA Regional appearances at UM, including a record 13-straight to start his tenure in Coral Gables. His teams have qualified for NCAA Regionals for the last 31 years - 22 at Miami and nine at Georgia Tech.

A three-time national coach of the year and 2008 Atlantic Coast Conference Coach of the Year, Morris has directed the Hurricanes to a 1,006-409-3 (.709) mark since arriving in 1994. Including his 12 seasons at Georgia Tech (1982-93), Morris has forged a 1,510-653-4 (.697) Division I record in 33 years as a head coach. Overall, Morris has been the head coach at the collegiate level for 37 seasons, spending the first four at DeKalb (Ga.) C.C. from 1976-79, and has recorded a 1,640-692-4 (.700) mark.

In addition to carrying on Miami's great baseball reputation in the last 22 years, Morris personally led the charge in the construction of Alex Rodriguez Park, and logged hundreds of hours raising funds for the stadium's renovation prior to its reopening in 2009.

Morris became just the sixth coach in the history of Division I baseball to reach the 1,500-win plateau when Miami topped Louisville 8-4 in dramatic fashion on March 18, 2016. A walk-off grand slam from junior Willie Abreu gave Morris his 1,500th.

In 2015, Morris led the Hurricanes to their second straight ACC Coastal Division title, the 24th College World Series appearance in program history, and reached the 50-win mark for the 12th time in his 22 seasons.

Miami captured the 2014 ACC Regular Season Championship under his watch, recording 24 wins in conference play for the first time in program history. The conference win total set a new record for the program and tied the ACC's all-time single-season win total.

Morris reached two coaching milestones in the first half of the 2014 season. He became just the eighth Division I coach to reach 1,400 wins in a 5-2 win over Boston College on March 8, and won his 900th game at Miami in a 7-1 upset of No. 3 Virginia on March 22. The Hurricanes, who have never missed the Atlantic Coast Conference Championship since joining the ACC in 2004, qualified for their 10th straight conference tournament under Morris and earned a Regional host spot for their 42nd consecutive postseason trip.



Morris has reached a number of other coaching milestones in his time in Coral Gables. His 1,000th Division-I game on April 4, 2004, at his old stomping grounds at Georgia Tech. He also achieved another milestone during the 2004 season, winning his 500th game at the helm of the Miami program. Morris' 500th win came just a few weeks following his 1,000th overall win as a Division-I head coach by beating Florida State 7-3 on April 17.

Over 150 professional baseball players have played under Morris during their college careers at Miami, Georgia Tech and DeKalb.

Among the players Morris coached at Miami that went on to play in the Major Leagues were Ryan Braun (Milwaukee), Pat Burrell (Tampa Bay), Alex Cora (New York Mets), Bobby Hill (San Diego), Aubrey Huff (Detroit), Chris Perez (Cleveland), Cesar Carrillo (San Diego), Brian Barton (St. Louis), Gaby Sanchez (Florida), Charlton Jimerson (Houston), Jay Tessmer (New York Yankees), and Danny Graves (Cincinnati) and Jason Michaels (Houston). Several more Hurricanes during the Morris tenure are right on the cusp of making the show, including Mike Rodriguez (Houston), David Gil (Cincinnati) and Jon Jay (St. Louis). Standout players under Morris from his days at Georgia Tech were Nomar Garciaparra (Los Angeles Dodgers), Jay Payton (Oakland A's) and Jason Varitek (Boston Red Sox).

Morris has also enjoyed success on the International scene. From 1989-90, Morris served as head coach of the USA Baseball team that won a Silver Medal in the 1989 Presidential Cup (Taiwan), Bronze Medal at the Goodwill Games and the 1990 International Baseball Association (IBA) World All-Star Game in Atlanta.

FAMILY MAN

Coach Morris and his wife Nhan live in Miami with their four-year old son, James W. Morris IV (Will).

MIDWEEK NEWS & NOTES

CANES HOST SHARKS TUESDAY NIGHT

- After winning the **only game** played on their trip to South Bend vs. Notre Dame 10-2 on April 10, the newly named **No. 1 Hurricanes** look to make it **10 straight wins** when they welcome the Nova Southeastern Sharks Tuesday, April 12. First pitch is set for 6 p.m.
- Tuesday's game was scheduled after a doubleheader against the Fighting Irish set for April 9 was **cancelled**, resulting in two lost games.
- Miami is a perfect **4-0 in the all-time series** with the Sharks, but the two teams have not met since **April 2, 1996** - a 13-2 Miami win.
- Miami's regular Sunday starter **Danny Garcia** (4-2, 2.63 ERA) will oppose Sharks' lefthander **Jonny Ortiz** (4-1, 3.51 ERA).

THE UNANIMOUS NUMBER ONE

- Miami was ranked **No. 1 in every college baseball poll** released Monday, April 11 - marking the first time the Hurricanes have been No. 1 since **June 10, 2008**.
- In polls from a week prior (April 4), the Hurricanes were ranked **No. 2** by *Baseball America*, *Collegiate Baseball*, Perfect Game, NCBWA and the *USA TODAY* Coaches Poll, and were **No. 3** by D1Baseball.com.

MORRIS EARNS MILESTONE WINS IN STYLE

- With a walk-off grand slam by junior Willie Abreu vs. Louisville on March 18, Miami head coach Jim Morris became just the **sixth coach in history of Division I baseball** to reach the **1,500-win milestone**.
- A little over a week later, Morris became the **second coach** in the history of Miami baseball to win **1,000 games** when the Hurricanes walked off against Clemson 5-4 on **March 26** (Ron Fraser - 1,267).
- With a 4-0 win over FGCU on April 5, Morris moved **Larry Hays** (1,508) as the **fifth-winningest coach** in Division I history by wins.
- Since his arrival in 1994, UM's 1,006 wins are **sixth-most in D1**.

USA TODAY TABS MIAMI #3 PROGRAM

- In a ranking of Division I baseball programs by athletic competitiveness, academic quality, return on investment and leadership, **Miami was ranked the No. 3 program in America by USA Today**.
- Miami trailed only Vanderbilt & LSU in the list released on March 4.

CLIMBING UP THE RECORD BOOKS

- Closer Bryan Garcia entered the year with the **fifth-most saves in Miami history (25)**, and has gotten off to a hot start in 2016. His **ACC-leading ninth save** of 2016 against **North Carolina** (April 3).
- 34 career saves are the most by **any active pitcher** in the nation.
- Garcia is chasing the **all-time record for saves in a career**, which is **39** - held by **George Huguet** (2001-2004).
- Garcia moved into a tie with **Robbie Morrison** (1996-98) for third (34) in the history of Miami baseball with a save on April 3. He needs three more to tie **Rick Raether** (1984-86) for second (37) and is five behind **Huguet** for first (39).

COLLINS AMONG NATION'S BEST

- As of games through April 10, junior slugger **Zack Collins** ranks among the nation's **active career leaders** in a number of hitting categories: **home runs** (33, 3rd), **RBI** (160, T-3rd), **walks** (135, 2nd), and **on-base percentage** (.464, 2nd).
- Collins **.583 on-base percentage** in 2016 is third in the nation.

ALL-TIME SERIES RESULTS

Miami / NSU (UM leads 4-0)

1996	4/2	Coral Gables, Fla.	W 13-2
1993	4/21	Coral Gables, Fla.	W 9-4
1992	4/29	Coral Gables, Fla.	W 12-5
1990	4/27	Coral Gables, Fla.	W 19-2

TEAM COMPARISON

HURRICANES		SHARKS
.299	AVG	.308
15	HR	53
186	RUNS	275
.402	OBP	.397
3.32	ERA	3.45
209	SO	272
.233	B/AVG	.254

IN THE POLLS: APRIL 11

- *Baseball America*: #1
- D1Baseball.com: #1
- *USA TODAY* Coaches Poll: #1
- *Collegiate Baseball Newspaper*: #1
- Perfect Game: #1
- NCBWA: #1

WINNINGEST ACTIVE COACHES

- 1) Auggie Garrido (Texas) - 1,964
- 2) Mike Martin (Florida State) - 1,879
- 3) Mark Marquess (Stanford) - 1,570
- 4) **JIM MORRIS (Miami) - 1,510**
- 5) Jim Gilligan (Lamar) - 1,342
- 6) Mike Fox (North Carolina) - 1,326
- 7) Pete Dunn (Stetson) - 1,304
- 8) Paul Mainieri (LSU) - 1,248
- 9) John Anderson (Minnesota) - 1,189
- 10) Keith Guttin (Missouri State) - 1,167

ACTIVE MAJOR LEAGUERS

- Jon Jay (San Diego Padres)
- Yonder Alonso (Oakland Athletics)
- Chris Herrmann (Arizona Diamondbacks)
- Danny Valencia (Oakland Athletics)
- Yasmani Grandal (Los Angeles Dodgers)*

*started season on Disabled List

BASEBALL AMERICA TOP 25

- 1) **MIAMI**
- 2) Mississippi State
- 3) Florida*
- 4) Texas A&M
- 5) South Carolina
- 6) Florida State*
- 7) Texas Christian
- 8) Mississippi
- 9) Louisiana State
- 10) Oregon State
- 11) Louisville*
- 12) Vanderbilt
- 13) UC Santa Barbara
- 14) North Carolina*
- 15) Texas Tech
- 16) Kentucky
- 17) California
- 18) Long Beach State
- 19) Rice
- 20) North Carolina State
- 21) Florida Atlantic*
- 22) Michigan
- 23) South Alabama
- 24) Tulane
- 25) Southern Miss

* indicates 2016 opponent

ACC PRESEASON POLL

Atlantic Division

- 1) Louisville (14) - 98
- 2) Florida State - 74
- 3) NC State - 72
- 4) Notre Dame - 50
- 5) Clemson - 46
- 6) Wake Forest - 35
- 7) Boston College - 17

Coastal Division

- 1) **MIAMI (13) - 97**
- 2) Virginia (1) - 80
- 3) North Carolina - 71
- 4) Georgia Tech - 58
- 5) Duke - 38
- 6) Virginia Tech - 30
- 7) Pittsburgh - 18

Overall Champion:

Louisville (14)

MIDWEEK NEWS & NOTES

GOLD GLOVE DEFENSE

• In the newest NCAA Division I statistics released April 11, Miami had the **fifth-best fielding percentage in the country** and the **best fielding percentage in the ACC** at **.983**.

• Miami has made **just 19 errors in 2016**, compared to 49 by opponents. The Hurricanes had made **39 errors at this point in 2015** - a year where Miami made it to the College World Series.

• The Hurricanes' starting infield of third baseman **Edgar Michelangeli** (1), shortstop **Brandon Lopez** (4), second baseman **Johnny Ruiz** (3) and first baseman **Christopher Barr** (2) have combined for just 10 errors - good for a **.982 fielding percentage**.

GOING STREAKING

- To open the week, Miami's **nine-game winning streak** was the **second-longest in the nation** behind Lamar's 15-game streak.
- Miami's **five-game road winning streak** was tied for sixth-longest.
- The Hurricanes **85.7 winning percentage** (25-4) was tops in the nation at the start of the week (April 11).

BUILDING A RESUME

- In early Preseason 'Field of 64 projections' by both *Baseball America* and *D1Baseball.com* last week, Miami was **projected to be the No. 2 national seed** for the NCAA postseason.
- In the first **NCAA RPI release** of the 2016 season on April 5, Miami was **No. 2**, trailing only Florida. The Hurricanes have **nine wins** against the **RPI top 25** (9-3) and are **13-3** against the **RPI top 100**.

HEATING UP

- Miami has won 20 of its last 22 games dating to a 6-2 win over FGCU at Mark Light Field on **March 2**. Key contributors over the stretch have been **Zack Collins** (.455, 7 HR, 31 RBI, 26 BB, .588 OBP), **Carl Chester** (.419, 6 2Bs .500 OBP) and **Brandon Lopez** (.378, 8 2Bs).
- Top players on the mound have been **Michael Medivilla** (4-0, 3.15 ERA, 34.1 IP with 32 Ks), **Bryan Garcia** (2-0, six saves, 27 Ks in 16.2 IP) and **Jesse Lepore** (4-0, 2.28 ERA, 26 Ks in 27.2 IP).

MIDWEEK WARRIORS

- Miami is a perfect **7-0 in midweek games** this season, including a 5-0 home mark. Miami last beat FGCU **4-0** on April 5 in Fort Myers.

MIAMI SWEEPS TAR HEELS AT THE LIGHT

- The Hurricanes captured their **fourth straight series over No. 9 North Carolina** and **fifth straight series** of 2016 from April 1-3.
- The series win was Miami's **third straight over North Carolina** and **sixth in the last seven years** dating back to 2010.
- With a sweep, UM boosted its Coastal Division lead to **four games**.

CANES HAND CARDS 1ST ACC SERIES LOSS

- By capturing the **first two games** of a weekend series against **#4 Louisville** (8-4 in Game 1, 6-3 in Game 2) from March 18-20, Miami handed UofL its **first ACC series loss** since joining the conference.
- UM is now **11-2 in ACC play** through its first five weekends, having won **all five ACC series** (Va Tech, Louisville, Clemson, UNC, ND).

2015 TEAM LEADERS: RETURNERS

OFFENSE

Average: Jacob Heyward (.327)
Games Played: Z. Collins / W. Abreu (66)
Games Started: Z. Collins / W. Abreu (66)
At Bats: Zack Collins (242)
Runs: Zack Collins (61)
Hits: Zack Collins (73)
Doubles: Zack Collins (14)
Triples: Z. Collins/C. Barr (5)
Home Runs: Zack Collins (15)
Runs Batted In: Zack Collins (70)
Total Bases: Zack Collins (142)
SLG Percent.: Zack Collins (.587)
Walks: Zack Collins (57)
OB Percent.: Zack Collins (.445)
Stolen Bases: Christopher Barr (14)

PITCHING

ERA: Thomas Woodrey (2.88)
Wins: T Woodrey / D Garcia / E Sosa (7)
Losses: Enrique Sosa (5)
APP: C. Hammond / M. Mediavilla (37)
Starts: T. Woodrey / E. Sosa (17)
Complete Games: Thomas Woodrey (1)
Saves: Bryan Garcia (10)
Innings: Thomas Woodrey (103.0)
Hits Allowed: Thomas Woodrey (90)
Runs Allowed: Thomas Woodrey (50)
E. Runs Allowed: Enrique Sosa (39)
Walks: Enrique Sosa (31)
Strikeouts: Danny Garcia (80)
Wild Pitches: Enrique Sosa (8)
B/AVG: Thomas Woodrey (.234)

THE LAST TIME A HURRICANE...

Led Off Game with HR...	Carl Chester (3/21/2015 vs. Wake Forest)
Back-to-Back Games with Leadoff HR ...	Charlton Jimerson (6/09/2001, 6/11/2001)
Had Six Hits in a Game...	Mark Sobolewski (3/18/2008 vs. Cornell)
Five Hits...	George Iskenderian (6/12/2015 vs. FAU)
Two Hits in One Inning...	Zack Collins (3/6/2016 vs. Manhattan)
Hit Three HR's in a Game...	David Thompson (5/15/2015 vs. Georgia Tech)
Two HR's...	Zack Collins (3/2/2016 vs. FGCU)
Hit Two HR's in One Inning...	Kevin Brown (3/16/1999 vs. Ohio State)
Hit Pinch Hit HR...	Sebastian Diaz (5/2/2014 vs. Alabama St.)
Hit Inside the Park HR...	Paco Figueroa (5/8/2005 vs. Jacksonville)
Hit Grand Slam...	David Thompson (5/15/2015 vs. Georgia Tech)
Hit for the Cycle...	Gaby Sanchez (5/2/2003 vs. Pace)
Recorded 10 RBI in One Game...	Kevin Brown (5/27/2001 vs. Stetson)
Nine RBI...	David Thompson (5/15/2015 vs. Georgia Tech)
Eight RBI...	Danny Valencia (4/9/2005 vs. Virginia)
Seven RBI...	David Thompson (3/20/2015 vs. Wake Forest)
Six RBI...	Jacob Heyward (5/16/2015 vs. Georgia Tech)
Threw Complete Game Shutout...	Thomas Woodrey (5/14/2015 vs. Georgia Tech)
Recorded Back-to-Back CG's...	David Gil (5/12/2000, 5/27/2000)
Recorded CG 1-Hit S/O...	Thomas Woodrey (5/14/2015 vs. Georgia Tech)
Recorded a Perfect Game...	Javi Salas (3/4/2014 vs. Villanova)
Recorded a No-Hitter (non-PG)...	Alex Fernandez (3/18/1989 vs. Maine)
Struck Out 10 Batters...	Andrew Suarez (4/4/2015 vs. Duke)
Recorded Three-Pitch Inning...	Chris Hernandez (6/2/2010 vs. Florida)
Recorded Three Pickoffs in a Game...	Brian Walker (3/16/2001 vs. East Carolina)

MIDWEEK NEWS & NOTES

LOOKING FOR A THREE-PEAT

- Miami won its **second straight ACC Coastal Division title** in 2015, posting a **22-8 record in ACC play** to earn the division crown.
- The Hurricanes, who were picked to win the ACC Coastal Division once again in 2016, won **46 ACC games over the 2014-2015 seasons** - the **second-best two-year stretch by any program since ACC expanded to a 30-game conference schedule** prior to 2005.
- Miami has won the ACC Regular Season Championship twice, most recently in **2014** when the Canes finished **24-6**; the Hurricanes won the **ACC regular season crown & ACC Tournament in 2008**.

HIGH EXPECTATIONS

- Miami was ranked in the **top 10 in preseason polls** from nearly every major college baseball outlet, including a **No. 4** ranking from *Collegiate Baseball Newspaper* and a **No. 6** ranking from several outlets.
- Miami's preseason ranking of No. 4 from *Collegiate Baseball Newspaper* was its **highest from the publication since 2005**; its No. 6 ranking from *Baseball America* was its highest from BA since **2007**.

DESTINATION: OMAHA

- Miami made its return to the **College World Series in 2015**, marking the program's first trip to Omaha, Neb., since **2008**. Miami's **24 College World Series trips** are the **second-most of any program**.
- The Hurricanes have won **48 games** in the College World Series, the **fourth-most** of any program nationwide; Miami's **four national championships** (1982, 1985, 1999, 2001) rank **fifth-most**.

COMEBACK CANES TOP HOKIES

- After dropping its ACC opener 14-3 on March 11 in Blacksburg, Miami **came back to win the final two games** of the series (11-6, 7-2).
- The road series win marked **Miami's fourth in its last five ACC road trips** dating to 2015. UM is 28-8 all-time against Virginia Tech.

MIAMI HANDS #1 FLORIDA FIRST LOSS

- Miami dropped **two of three** in its weekend series with No. 1 Florida at Mark Light Field from Feb. 26-28; the Hurricanes **won Game 2** by a final score of **5-3**, but dropped Games 1 and 3.
- The Hurricanes got five strong innings from lefthander **Michael Mediavilla** (2-0) in Game 2 and four RBI from slugger **Zack Collins**.
- Saturday's 5-3 win was played in front of a **sellout crowd of 4,999**; over **13,000 fans made their way through the gates** to see the annual rivalry between the Hurricanes and Gators.

CANES SWEEP JASPERS

- Miami cruised to a **weekend sweep of Manhattan** at Mark Light Field from March 4-6; the Hurricanes **outscored** the Jaspers **31-8** in the three-game series, while the staff recorded a collective **2.33 ERA**.
- Among Miami's top performers **at the plate** against the Jaspers were **Edgar Michelangeli** (.750, 9-for-12, 3 RBI), junior **Zack Collins** (.625, 5-for-8, 1 HR, 5 RBI) & sophomore **Carl Chester** (.400, 4-for-10, 5 runs, 3 RBI); UM hit .371 as a team and recorded 39 hits vs. MC.
- Senior lefthander **Thomas Woodrey** delivered a brilliant start against the Jaspers in the series opener, tossing eight shutout innings, allowing two hits, one walk and striking out a career-best 10 batters.

MORRIS ERA: YEAR-BY-YEAR

2016		25-4
2015	<i>College World Series</i>	50-17
2014	NCAA Regional	44-19
2013	NCAA Regional	37-25
2012	NCAA Regional	36-23
2011	NCAA Regional	38-23
2010	NCAA Super Regional	43-20
2009	NCAA Regional	38-22
2008	<i>College World Series</i>	53-11
2007	NCAA Regional	37-24
2006	<i>College World Series</i>	42-24
2005	NCAA Super Regional	41-19-1
2004	<i>College World Series</i>	50-13
2003	<i>College World Series</i>	45-17-1
2002	NCAA Super Regional	34-29
2001	National Champions	53-12
2000	NCAA Super Regional	41-19-1
1999	National Champions	50-13
1998	<i>College World Series</i>	51-12
1997	<i>College World Series</i>	51-18
1996	<i>College World Series</i>	40-14
1995	<i>College World Series</i>	48-17
1994	<i>College World Series</i>	49-14

ACC YEAR-BY-YEAR RECORDS

2016	11-2	First Place, Coastal
2015	22-8	First Place, Coastal
2014	24-6	First Place, Coastal
2013	14-16	Fifth Place, Coastal
2012	16-14	Third Place, Coastal
2011	19-10	Fourth Place, Coastal
2010	20-10	Third Place, Coastal
2009	18-12	Third Place, Coastal
2008	23-5	First Place, Coastal
2007	17-13	Third Place, Coastal
2006	17-13	Fourth Place, Coastal
2005	19-10-1	Third Place, ACC*

* no Atlantic / Coastal division split

GAMEWINNING HITS / RBI

2/19	Rutgers	Abreu HR (4th)
2/20	Rutgers	Chester 1B (5th)
2/21	Rutgers	Ruiz 1B (1st)
2/24	St. Thomas	Heyward E-1 (10th)
2/27	Florida	Collins 1B (3rd)
3/2	FGCU	Collins HR (5th)
3/4	Manhattan	Ruiz 1B (1st)
3/5	Manhattan	N/A (E-1, 3rd)
3/6	Manhattan	Ruiz 1B (3rd)
3/8	Maine	Batista 1B (6th)
3/9	Stetson	Abreu 1B (2nd)
3/12	at Virginia Tech	Chester 2B (7th)
3/13	at Virginia Tech	Heyward HR (1st)
3/16	at UCF	Ruiz 1B (5th)
3/18	Louisville	Abreu HR (9th)
3/19	Louisville	Heyward HR (4th)
3/23	Bethune-Cookman	Gonzalez 1B (6th)
3/25	Clemson	Abreu HR (9th)
3/26	Clemson	Michelangeli 1B (11th)
3/27	Clemson	Crocitto 1B (4th)
4/1	North Carolina	Collins 2B (5th)
4/2	North Carolina	Lopez 2B (3rd)
4/3	North Carolina	N/A (wild pitch, 5th)
4/5	at FGCU	Ruiz 1B (6th)
4/10	at Notre Dame	Collins 2B (3rd)

HOME RUN TRACKER (15)

Date	Game	Player	RBI	INN.
2/19	Rutgers	Abreu	solo	4th
3/2	FGCU	Collins	solo	1st
3/2	FGCU	Collins	2-R	5th
3/5	Manhattan	Collins	2-R	3rd
3/9	Stetson	Abreu	3-R	4th
3/11	Va. Tech	Collins	solo	5th
3/12	Va. Tech	Ruiz	solo	2nd
3/13	Va. Tech	Heyward	2-R	1st
3/13	Va. Tech	Collins	3-R	8th
3/18	Louisville	Abreu	3-R	2nd
3/18	Louisville	Abreu	slam	9th
3/19	Louisville	Heyward	2-R	4th
3/20	Louisville	Collins	solo	6th
3/25	Clemson	Abreu	2-R	11th
4/10	Notre Dame	Collins	3-R	6th



MIDWEEK NEWS & NOTES

ONES TO WATCH

- Two Hurricanes picked up 2016 Preseason All-America honors: junior catcher **Zack Collins** and junior closer **Bryan Garcia**.
- Collins, a unanimous Preseason All-America candidate, was among the 50 players named to the initial watch list for the **Golden Spikes Award** by USA Baseball. He was also named to last year's list.
- Garcia, who was recognized by Louisville Slugger and Perfect Game, was named to the watch list for the **Stopper of the Year Award** by NCBWA for the second straight year.
- Both players have earned All-America recognition in their two-year Hurricane careers; Collins was a **third-team ABCA/Rawlings All America** choice last season, while Garcia was a **NCBWA third-team All American** after his freshman year in 2014.
- UM had three All-Americans in 2015: **David Thompson** (unanimous), **George Iskenderian** (NCBWA) & **Collins** (ABCA).

MIAMI ADDS ANOTHER MAJOR LEAGUER

- Arizona Diamondbacks slugger **Peter O'Brien** became the **53rd** former University of Miami player to play in Major League Baseball when he was called up late in 2015.
- O'Brien joined a 2015 group that included now Oakland A's teammates **Yonder Alonso** and **Danny Valencia**, San Diego Padres outfielder **Jon Jay**, Dodgers All-Star catcher **Yasmani Grandal**, new D-Back **Chris Herrmann**, and Milwaukee All-Star **Ryan Braun**.
- Miami had five players selected in the 2015 MLB Draft: lefthander **Andrew Suarez**, third baseman **David Thompson**, infielder **George Iskenderian**, catcher **Garrett Kennedy** and outfielder **Ricky Eusebio**.

ESPN NETWORK TO CARRY HOME SCHEDULE

- **All 37 of UM's home games** will be carried on the ESPN Networks in 2016 - **Miami is the only ACC school** to have its entire home schedule carried.
- In total, **46 of Miami's 55 games** are tentatively slated for broadcast on ESPN Networks.
- **560 WQAM**, the flagship radio station for Miami Athletics, is slated to carry 15 regular season games throughout the 2016 season. **WVUM 90.5 FM** carries every game, home and away.

HURRICANES TOP ALUMNI IN EXHIBITION

- In its annual exhibition against the program's alumni, the 2016 Hurricanes won 17-4 on Saturday, Feb 13.
- Roughly **2,000 fans** made their way through the gates for Fan Fest and the Alumni Game, which featured a number of Hurricane greats taking part in pregame ceremonies.
- MLB All-Star **Yasmani Grandal**, former Marlins first-round Draft pick and retired number honoree **Charles "CJ" Johnson** and 2015 Miami staff ace **Andy Suarez**, with about 50 others, were introduced.
- Alumni taking part in the game included "Downtown" **Kevin Brown**, former MLB outfielder **Brian Barton**, fan favorite **Jose Trujillo** and sidewinder **Sam Abrams**, who was a key member of Miami's 2015 CWS team.
- Sophomore **Carl Chester** finished the Alumni game 3-for-6 with four RBI, while junior **Johnny Ruiz** went 3-for-4 with four runs scored.

D1BASEBALL POLL

- 1) MIAMI
- 2) Mississippi State
- 3) Florida*
- 4) Florida State*
- 5) Vanderbilt
- 6) Texas A&M
- 7) Oregon State
- 8) South Carolina
- 9) Louisville*
- 10) Texas Christian
- 11) Louisiana State
- 12) North Carolina State
- 13) Mississippi
- 14) Texas Tech
- 15) North Carolina*
- 16) Clemson*
- 17) California
- 18) Kentucky
- 19) UC Santa Barbara
- 20) Long Beach State
- 21) Rice
- 22) Tulane
- 23) East Carolina
- 24) Florida Atlantic*
- 25) South Alabama

PERFECT GAME TOP 25

- 1) MIAMI
- 2) Florida*
- 3) Mississippi State
- 4) Texas A&M
- 5) Texas Christian
- 6) Florida State*
- 7) Vanderbilt
- 8) South Carolina
- 9) Oregon State
- 10) Louisville*
- 11) Mississippi
- 12) North Carolina State
- 13) North Carolina*
- 14) Texas Tech
- 15) California
- 16) Brigham Young
- 17) Louisiana State
- 18) Florida Atlantic*
- 19) Coastal Carolina
- 20) UC Santa Barbara
- 21) Kentucky
- 22) Southern Mississippi
- 23) Clemson*
- 24) Missouri State
- 25) Houston

COLLEGIATE BASEBALL POLL

- 1) MIAMI
- 2) South Carolina
- 3) Florida*
- 4) Florida State*
- 5) Mississippi State
- 6) Louisville*
- 7) Vanderbilt
- 8) Texas A&M
- 9) Kentucky
- 10) Texas Tech
- 11) Texas Christian
- 12) California
- 13) UC Santa Barbara
- 14) Oregon State
- 15) Mississippi
- 16) Missouri State
- 17) North Carolina State
- 18) Southern Mississippi
- 19) North Carolina*
- 20) Louisiana State
- 21) South Alabama
- 22) Coastal Carolina
- 23) Clemson*
- 24) Florida Atlantic*
- 25) Lamar

USA TODAY COACHES POLL

- 1) MIAMI (26)
- 2) Florida* (5)
- 3) Texas A&M
- 4) Vanderbilt
- 5) South Carolina
- 6) Florida State*
- 7) Louisville*
- 8) Mississippi State
- 9) Texas Christian
- 10) Oregon State
- 11) Mississippi
- 12) Louisiana State
- 13) North Carolina*
- 14) North Carolina State
- 15) California
- 16) Missouri State
- 17) Florida Atlantic*
- 18) Clemson*
- 19) UC Santa Barbara
- 20) Georgia Tech*
- 21) Texas Tech
- 22) Brigham Young
- 23) Kentucky
- 24) South Alabama
- 25) Virginia*

PLAYER PROFILES

31 • BARRY BUCHOWSKI OF

6-3 • 215 • JR • Moorestown, NJ • Indian River State
 • Had first career RBI - sacrifice fly - in team's series vs. Manhattan
 • Made Miami debut in finale vs. Rutgers as replacement leftfielder
 • Four-year high school letterman started college career at Tulane

CAREER STATISTICS

YEAR	AVG	GP-GS	AB	R	H	2B	3B	HR	RBI	SB-A
2016	.000	4-0	2	0	0	0	0	0	1	0-0

9 • CARL CHESTER CF

6-0 • 200 • SO • Longwood, FL • Lake Brantley
 • Hitting team-best .500 over current nine-game winning streak
 • Ranks 2nd on UM with .391 average; 28 runs, 8 2Bs leads team
 • Hit .538 in team's sweep of UNC (7-for-13) with .571 on-base %
 • Reached base at a .547 clip in ACC play with a .451 batting avg
 • Reached base 13x in team's series with Clemson - 5x in G2 & G3
 • Showed power with five HRs in '15; also is fastest player on team
 • Ranked No. 59 college prospect for 2017 Draft by D1Baseball.com
 • Scored game-winning run as pinch runner vs. Arkansas at CWS
 • Selected in 38th round of 2014 MLB Draft by Milwaukee Brewers

CAREER STATISTICS

YEAR	AVG	GP-GS	AB	R	H	2B	3B	HR	RBI	SB-A
2016	.391	29-29	110	28	43	8	0	0	13	6-11
2015	.267	64-47	191	37	51	10	1	5	25	11-14

CAREER .312 93-76 301 65 94 18 1 5 38 17-25

CAREER HIGHS
 At Bats: 6, vs. Wake Forest, 3/21/2015
 Runs: 3, at Notre Dame, 4/10/2016
 Hits: 3, six times (last at Notre Dame, 4/10/2016)
 RBI: 2, four times (last at Virginia Tech, 3/12/2016)
 Walks: 3, vs. Clemson, 3/26/2016
 Hitting Streak: 7 (2015)

0 • ZACK COLLINS C

6-3 • 220 • JR • Pembroke Pines, Fla. • Amer Heritage
 • Had 1st 3-hit game of '16 last time out - .424 AVG is 2nd in ACC
 • Reached base in 24 straight; .583 OBP is 3rd in nation begin/lwk
 • Hitting .429 over team's current nine-game winning streak
 • 135 career walks 2nd-most among active players; 33 HRs is 3rd
 • 5 of 7 home runs have gone opposite field; last HR vs. ND (4/10)
 • Had fourth career multi-HR game vs. FGCU (3/2) - 6 HRs team-high
 • Returning leader in H, 2B, 3B, HR, RBI, OBP, SLG, BB, TB, runs
 • 1 of just 50 on Golden Spikes Award Watch List by USA Baseball
 • Rawlings 3T All-America in 2015; tied for sixth in nation w/70 RBI
 • Rated No. 2 catcher in country entering 2016 by D1Baseball.com
 • Drafted by Cincinnati Reds in 27th round of 2013 MLB Draft

CAREER STATISTICS

YEAR	AVG	GP-GS	AB	R	H	2B	3B	HR	RBI	SB-A
2016	.424	29-29	85	25	36	4	0	7	36	0-1
2015	.302	66-66	242	61	73	14	5	15	70	7-8
2014	.298	61-58	205	32	61	14	3	11	54	0-0

CAREER HIGHS
 At Bats: 8, vs. Florida State, 4/24/2015
 Runs: 4, vs. NYIT, 5/8/2015
 Hits: 4, twice (last vs. NYIT, 5/8/2015)
 RBI: 6, at NC State, 3/30/2014
 Walks: 4, vs. Clemson, 3/26/2016
 Hitting Streak: 15 games (2015)

44 • PETER CROCITTO 1B/3B

6-0 • 205 • SO • Palm City, FL • South Fork
 • RBI single in finale vs. Clemson (3/27) was game-winning hit
 • Will see increased role in 2016 after hitting .389 in 2015
 • Swung bat well in fall and spring, impressed in practices
 • Four-year letterman at South Fork; named team MVP in final year

CAREER STATISTICS

YEAR	AVG	GP-GS	AB	R	H	2B	3B	HR	RBI	SB-A
2016	.219	14-9	32	5	7	1	0	0	1	0-0
2015	.389	14-0	18	4	7	4	0	0	4	0-0

CAREER .280 28-9 50 9 14 5 0 0 5 0-0

CROCITTO CAREER HIGHS
 At Bats: 4, vs. Rutgers, 2/19/2016
 Runs: 1, three times (last vs. Florida State, 4/25/2015)
 Hits: 2, vs. Rutgers, 2/19/2016
 RBI: 1, four times (last at Pittsburgh, 5/2/2015)
 Hitting Streak: 3 games

40 • JOE GOMEZ C

6-0 • 190 • JR • Wellington, FL • Indian River State
 • Saw action in all three games vs. Manhattan went 3-for-4
 • Played two seasons at Indian River State before moving to Miami
 • Will serve as primary backup catcher to Zack Collins in 2016
 • Helped lead team to back-to-back district title at King's Academy

CAREER STATISTICS

YEAR	AVG	GP-GS	AB	R	H	2B	3B	HR	RBI	SB-A
2016	.571	6-0	7	4	4	1	0	0	2	0-0

10 • ROMY GONZALEZ 3B

6-2 • 200 • FR • Miami, FL • American Senior
 • Making first start since 3/9, had GWH - 2-RBI single - vs. Bethune
 • Only freshman in Opening Day lineup - starter at third base
 • Heralded recruit w/RH power - *Miami Herald* All-Dade (2013-15)
 • Checked in at No. 44 in D1Baseball's college freshman rankings
 • Batted .420 with four HRs and 36 RBI senior season at American

CAREER STATISTICS

YEAR	AVG	GP-GS	AB	R	H	2B	3B	HR	RBI	SB-A
2016	.140	16-14	50	7	7	4	0	0	5	0-0

24 • JACOB HEYWARD OF

6-3 • 210 • JR • McDonough, GA • Eagle's Landing Christian
 • Went 2-for-4 with two runs last Tuesday in 4-0 W over FGCU (4/5)
 • Big hit in finale vs. UNC (4/3), two-run double to dead centerfield
 • Ranks second on team with 25 walks; .406 OBP despite .227 BA
 • 2-run HR vs. LDU (3/19) proved to be GWH; hit .400 vs. Cardinals
 • Belted first home run of season (2R) in series finale vs. VT (3/13)
 • Highlight reel catch was #2 on SportsCenter Top 10 on March 5
 • Coaches think his toolset stacks up against nation's best
 • 2015 CWS All-Tourney pick; hero w/walkoff hit & HR vs. Arkansas
 • Older brother is new Chicago Cubs outfielder Jason Heyward

CAREER STATISTICS

YEAR	AVG	GP-GS	AB	R	H	2B	3B	HR	RBI	SB-A
2016	.227	29-29	97	19	22	5	0	2	14	5-7
2015	.327	56-22	110	37	36	4	0	4	24	7-9
2014	.205	24-11	44	8	9	2	0	0	4	0-1

CAREER .269 109-62 249 64 67 11 0 6 42 12-17

CAREER HIGHS
 At Bats: 5, three times (last vs. Columbia, 6/1/2015)
 Runs: 3, four times (last vs. Maine, 3/8/2016)
 Hits: 3, four times (last vs. Maine, 3/8/2016)
 RBI: 6, vs. Georgia Tech, 5/16/2015
 Walks: 3, at UCF, 3/16/2016
 Steals: 2, twice (last vs. Maine, 3/8/2016)
 Hitting Streak: 8 games (2015)

51 • BRANDON LOPEZ SS

6-1 • 190 • SR • Miramar, FL • American Heritage
 • Hitting .459 over team's current nine-game winning streak
 • Went 3-for-5 with two RBI in team's win over FGCU last Tuesday
 • 5 hits during team's sweep of Carolina (4/1-4/3) - .365 AVG is 3rd
 • Batted .538 (7-for-13) in sweep of Clemson - off. production is up
 • Tied for team lead with 8 doubles despite missing first 6 games
 • One of just 3 seniors on team (Woodrey, Sosa) - four-year starter
 • Has started 184 games at SS since freshman season in 2013
 • Had big season for Miami in CWS run in 2015, hitting .303
 • Known for highlight-reel plays in infield and powerful arm at SS

LOPEZ CAREER STATISTICS

YEAR	AVG	GP-GS	AB	R	H	2B	3B	HR	RBI	SB-A
2016	.365	23-23	85	16	31	8	0	0	14	0-1
2015	.303	49-47	165	29	50	9	2	0	23	1-2
2014	.233	56-56	189	23	44	6	1	0	29	6-11
2013	.243	59-58	181	17	44	1	0	1	15	5-7

CAREER .268 187-184 630 85 169 24 3 1 81 12-20

LOPEZ CAREER HIGHS
 At Bats: 7, vs. North Carolina, 5/16/2014
 Runs: 3, vs. Louisville, 3/18/2016
 Hits: 3, six times (last vs. Clemson, 3/27/2016)
 RBI: 4, twice (last vs. Boston College, 3/7/2014)
 Walks: 3, twice (last at Clemson, 4/27/2014)
 Steals: 2, at Clemson, 4/27/2014
 Hitting Streak: 7 games (2013)

41 • ALEX MACDONAGH C

6-0 • 177 • FR • Milton, MA • Milton Academy
 • Two-year letterwinner in baseball at Milton Academy
 • Joined team in spring as walk-on - will add to catcher depth
 • Intends to major in biochemistry

16 • EDGAR MICHELANGELO INF

6-1 • 210 • R-JR • Miami, FL • Florida Christian
 • Hitting .342 over team's current nine-game winning streak
 • Three-run double last time out vs. Notre Dame helped clinch win
 • Went 2-for-4 with RBI 1B in team's win over FGCU last Tuesday
 • Turning it up of late, batted .500 vs. Clemson - fifth with .314 AVG
 • Walk-off 1B vs. Clemson (3/26) in 11th was 4th hit; Morris 1K win
 • Has already surpassed 2015 hitting totals in nearly every category
 • Saw action in 36 games in 2015 - can play both 3B and 2B
 • Hit .231 with four doubles and six RBI in 65 at bats in 2015
 • Saw action in two postseason games, including CWS debut vs. UF
 • Sat out 2013 season due to NCAA transfer rules (Miami-Dade Coll)

CAREER STATISTICS

YEAR	AVG	GP-GS	AB	R	H	2B	3B	HR	RBI	SB-A
2016	.314	28-28	102	16	32	4	1	0	16	1-3
2015	.231	36-10	65	10	15	4	0	0	6	1-1
2014	.196	18-10	46	4	9	3	0	0	9	0-1

CAREER .263 82-48 213 30 56 11 1 0 31 2-5

CAREER HIGHS
 At Bats: 6, vs. Clemson, 3/26/2016
 Runs: 3, vs. Manhattan, 3/5/2016
 Hits: 4, vs. Clemson, 3/26/2016
 RBI: 3, at Notre Dame, 4/10/2016
 Walks: 2, vs. Wright State, 2/26/2015
 Hitting Streak: 4 games, twice (last 2016)

4 • JOHNNY RUIZ INF

5-11 • 195 • JR • Coral Gables, FL • Westminster Chr.
 • Had game-winning single (1-for-3) vs. FGCU last Tuesday (4/5)
 • One of team's top producers offensively - .333 average, 25 RBI
 • Batted .400 (4-for-10) with .538 OBP in series W over Louisville
 • Batted .400 (4-for-10) with first career HR in series at Va. Tech
 • Posted team-high .400 average vs. Gators (4-for-10) with four RBI
 • Bases-clearing double in finale in ninth cut UF lead from 7-0 to 7-3
 • Led UM with .667 AVG vs. Rutgers, including 4 hits in Sunday G3
 • Started at SS on Opening Day, has seen most time at second
 • Hit .315 sophomore year in 21 starts - had 19 RBI and 16 runs
 • Named 2013 4A-2A Player of the Year by *Miami Herald*
 • Hit .564 with five home runs and 40 RBI during senior season

CAREER STATISTICS


YEAR	AVG	GP-GS	AB	R	H	2B	3B	HR	RBI	SB-A
2016	.333	29-29	108	18	36	6	0	1	25	2-5
2015	.315	47-21	108	16	34	3	1	0	19	0-0
2014	.229	45-38	138	22	30	7	0	0	11	2-4

CAREER .288 121-88 347 56 100 16 1 1 55 4-9

CAREER HIGHS
 At Bats: 5, five times (last vs. Clemson, 3/27/2016)
 Runs: 2, six times (last vs. Clemson, 3/26/2016)
 Hits: 4, vs. Rutgers, 2/21/2016
 RBI: 4, at Virginia Tech, 3/12/2016
 Walks: 2, eight times (last vs. Duke, 4/5/2015)
 Steals: 1, twice (last at Virginia Tech, 4/6/2014)
 Hitting Streak: 6 games (2014)

STARTING PITCHER PROFILES

43 THOMAS WOODREY SR LHP



Senior (2016)...
 Made first career start on Opening Day and struck out four batters over five innings to earn a victory over Rutgers (Feb. 19)...Struck out career high 10 batters over eight shutout innings last time out vs. Manhattan (March 4)...One of 30 candidates for Senior CLASS Award, recognizing excellence on & off diamond... Allowed four runs in 5.2 innings, exited with no-decision vs. Louisville (3/18)... Allowed five hits and one earned run vs. Clemson (3/25), no decision...Picked up win with 7.0 innings, allowing four hits and two earned vs. UNC (4/1).

Junior (2015)...
 Stepped up in first season as starting pitcher, tossed at least 6.0 innings in every regular season start but one and earned second-team All-ACC recognition... Second among all pitchers with seven wins and first with 103.0 innings...2.88 ERA was lowest among weekend starters...Tossed first complete-game, one-hit shutout by Miami pitcher since J.D. Cockroft in 2003...Moved up to Friday night role after Florida series, beginning vs Wright State (Feb. 20).

Sophomore (2014)...
 Served as one of team's most reliable relievers, finishing with 31 appearances totaling 49.2 innings...Recorded 2.54 ERA – third-lowest among bullpen regulars...Made six postseason appearances.

Freshman (2013)...
 Saw action in 19 games including three starts...Totaled 40.1 innings, fifth-most of any pitcher on staff...Ended season with 4-0 record and 3.12 ERA...

CAREER HIGHS

- Innings:** 9.0, vs. Georgia Tech, 5/14/2015
- Hits Allowed:** 11, vs. Louisville, 3/7/2015
- Runs Allowed:** 9, at Virginia Tech, 3/11/2016
- Earned Runs Allowed:** 8, at Virginia Tech, 3/11/2016
- Strikeouts:** 10, vs. Manhattan (3/4/2016)
- Walks:** 5, vs. FAU, 2/20/2013

CAREER STATISTICS

YEAR	ERA	W-L	APP	IP	H	R	ER	BB	SO	B/AVG
2016	4.89	3-2	7	38.2	40	24	21	14	24	.268
2015	2.88	7-2	17	103.0	90	50	33	24	62	.234
2014	2.54	4-0	31	49.2	38	14	14	11	36	.221
2013	3.12	4-0	19	40.1	35	18	14	14	30	.230
CAREER	3.19	18-4	74	231.2	203	106	82	63	152	

18 MICHAEL MEDIAVILLA SOPH LHP



Sophomore (2016)...
 Dazzled in first career start, striking out seven batters over six shutout innings to earn a win over Rutgers (Feb. 20)...Earned second straight victory with five solid innings vs. No. 1 Florida (Feb. 27), allowing just one earned run...Struck out five batters in 106-pitch outing, allowing four hits, one earned run and four walks to earn third win of season over Manhattan (March 5)...Struck out nine batters but got no-decision at Virginia Tech (3/12)...Tossed seven innings, earned win vs. No. 4 Louisville (3/19)...Struggled with command last vs. Clemson (3/26), walking four in no decision...Allowed three runs in career-long 7.1 innings with five strikeouts in win over UNC (4/2)...Improved to 6-0 with 6.0 innings of one-run ball last time out at Notre Dame (4/10).

True Freshman (2015)...
 Served as team's top lefthanded reliever in first season and turned in dominant campaign...Recognized with Louisville Slugger Freshman All-America honors from *Collegiate Baseball Newspaper*...Recorded 1.94 ERA in team-leading 37 appearances (lowest among qualifying relievers), totaling 53 strikeouts in 41.2 innings...Held opponents to paltry .182 batting average and finished with 3-2 record...53 strikeouts were most among all relievers and fifth-most on staff.... Saw action in all three games of team's run at College World Series...

High School/Prep...
 Selected by Cincinnati Reds in 40th Round of 2014 MLB First-Year Player Draft...Ranked No. 240 national high school prospect by Perfect Game...Helped lead Mater to 2014 state championship...Finished pitching career with 25-4 record and 237 strikeouts...Hit seven home runs with 143 RBI over four seasons, including three home runs and 41 RBI in final year...

CAREER HIGHS


- Innings:** 7.1, vs. North Carolina, 4/1/2016
- Hits Allowed:** 7, at Virginia Tech, 3/12/2016
- Runs Allowed:** 5 at Virginia Tech, 3/12/2016
- Earned Runs Allowed:** 4, at Virginia Tech, 3/12/2016
- Strikeouts:** 9, at Virginia Tech, 3/12/2016
- Walks:** 4, three times (last vs. Clemson, 3/26/2016)

CAREER STATISTICS

YEAR	ERA	W-L	APP	IP	H	R	ER	BB	SO	B/AVG
2016	2.58	6-0	8	45.1	32	15	13	19	43	.200
2015	1.94	3-2	37	41.2	26	13	9	19	53	.182
CAREER	2.15	9-2	45	87.0	58	28	22	38	96	

STARTING PITCHER PROFILES

14 DANNY GARCIA JR LHP



Junior (2016)...

Made first start as member of rotation against Rutgers (Feb. 21) and tossed seven shutout innings...Had strong start in win over Manhattan - 6.0 IP, 5 H, 0 R, 0 BB, 3 Ks (March 6)...Allowed two unearned runs and five hits in start at Virginia Tech (3/13) - 7 SO in 7.0 IP...Tied season-long seven innings vs. Clemson (3/27) - earned win, threw 98 pitches...Struggled with command against UNC (4/3), departed after 3.1 innings - no-decision.

Sophomore (2015)...

Served as one of team's top pitchers in second season, ending year as No. 4 starter and primary left-handed long reliever...Recorded 3.69 ERA and led all pitchers with 80 strikeouts...83.0 innings were third-most among all pitchers...Tied for second on team with seven wins (7-1)...Tossed 7.2 innings with one earned run and nine strikeouts vs. Barry to pick up first win of his season (Feb. 25)...Helped clinch NCAA Coral Gables Regional with 6.0 innings in finale vs. Columbia (June 1)... Made three relief appearances in College World Series (June 13-17), including 2.0 innings in CWS finale vs. Florida (June 17).

Freshman (2014)...

Saw action in 11 games, including three starts...Finished with 18 strikeouts...Recorded career-first start against Villanova (March 5), allowing two runs while striking out career-high eight...Struck out 11 batters in three starts.

High School/Prep...

Earned first-team All-Dade recognition from *Miami Herald* for final two seasons at Westwood Christian...Recorded 5-2 record with 1.85 ERA as senior, guiding WC to first state championship history...Program's all-time record in strikeouts.

CAREER HIGHS

- Innings:** 7.2, vs. Barry, 2/25/2015
- Hits Allowed:** 11, vs. FGCU, 3/25/2015
- Runs Allowed:** 7, vs. FGCU, 3/25/2015
- Earned Runs Allowed:** 5, vs. FGCU, 3/25/2015
- Strikeouts:** 11, vs. Stetson, 3/11/2015
- Walks:** 4, twice (last vs. North Carolina, 4/3/2016)

CAREER STATISTICS

YEAR	ERA	W-L	APP	IP	H	R	ER	BB	SO	B/AVG
2016	2.63	4-2	7	41.0	37	16	12	15	22	.247
2015	3.69	7-1	23	83.0	88	37	34	17	80	.275
2014	6.30	0-1	11	20.0	22	16	14	10	18	.282
CAREER	3.75	11-4	41	144.0	147	69	60	42	120	

55 JESSE LEPORE SO RHP



Sophomore (2016)...

Made first career start vs. St. Thomas (Feb. 24) and allowed six hits over four innings, exited with no-decision...Tossed 5.2 innings and had career-high seven strikeouts in second start vs. FGCU (March 2), picking up first win of career... Earned win with line of 6.0 innings, 6 H, 1 R, 1 BB, 6 Ks vs. Maine (March 8)... Won for third straight decision with 5.0+ at UCF (March 16)...Struggled with command last time out vs. Bethune-Cookman (March 23)...Delivered one of best starts of career in win over FGCU (April 5): 7.0 IP, 2 H, 0 R, 1 BB, 7 Ks.

Freshman (2015)...

Saw action in 10 games in first season and recorded 1.93 ERA...Struck out 10 batters in 14.0 innings...Made career debut vs. Rutgers (Feb. 14)...Tossed 2.0 innings at Florida (Feb. 20)...Made final appearance of season vs. NYIT (May 8), striking out career-high four batters and surrendering just one hit.

High School/Prep

Ranked No. 210 national high school prospect by Perfect Game...Four-year letterwinner at Trinity Catholic...Led team to state championship in final season... Named 2014 FACA 4A Player of the Year and 2014 Florida Dairy Farmers 4A Player of the Year..Earned Pitcher of the Year recognition from Ocala Star-Banner in 2014...Finished final season with 8-1 record...Struck out 97 batters in 55.1 innings, allowing just five earned runs with 0.63 ERA...Struck out 111 batters junior season, finishing with 1.2 ERA.

High School/Prep...

Son of John and Linda...Has two brothers, Jon (25) and Joe (23)...Won English Award and Student-Athlete Award in final year at Trinity Catholic...Boasted 4.4 cumulative GPA...Member of Spanish Honor Society...

CAREER HIGHS

- Innings:** 7.0, at FGCU, 4/5/2016
- Hits Allowed:** 6, four times (last at UCF, 3/16/2016)
- Runs Allowed:** 3, vs. Rutgers, 2/14/2015 (G2)
- Earned Runs Allowed:** 2, four times (last at UCF, 3/16/2016)
- Strikeouts:** 7, twice (last at FGCU, 4/5/2016)
- Walks:** 4, at UCF, 3/16/2016

CAREER STATISTICS

YEAR	ERA	W-L	APP	IP	H	R	ER	BB	SO	B/AVG
2016	2.34	4-0	7	34.2	30	9	9	13	28	.240
2015	1.93	0-0	10	14.0	13	5	3	7	10	.236
CAREER	2.22	4-0	17	48.2	43	14	12	20	38	



2016 Miami Hurricanes Baseball Overall Statistics for Miami (FL) (as of Apr 10, 2016) (All games Sorted by Batting avg)



Record: 25-4 Home: 20-3 Away: 5-1 ACC: 11-2

Player	avg	gp-gs	ab	r	h	2b	3b	hr	rbi	tb	slg%	bb	hp	so	gdp	ob%	sf	sh	sb-att	po	a	e	fld%
Zack Collins	.424	29-29	85	25	36	4	0	7	36	61	.718	36	2	20	2	.583	4	0	0-1	194	10	3	.986
Carl Chester	.391	29-29	110	28	43	8	0	0	13	51	.464	11	11	18	1	.485	2	7	6-11	80	0	0	1.000
Brandon Lopez	.365	23-23	85	16	31	8	0	0	14	39	.459	7	4	12	2	.438	0	5	0-1	33	63	4	.960
Johnny Ruiz	.333	29-29	108	18	36	6	0	1	25	45	.417	15	1	22	3	.409	3	1	2-5	69	74	3	.979
Edgar Michelangeli	.314	28-28	102	16	32	4	1	0	16	38	.373	9	0	23	2	.363	2	3	1-3	22	44	1	.985
Christopher Barr	.259	29-29	112	18	29	1	2	0	11	34	.304	10	6	21	2	.346	2	8	7-7	238	20	2	.992
Willie Abreu	.250	29-29	104	21	26	6	0	5	23	47	.452	9	4	37	1	.333	0	5	3-5	67	2	0	1.000
Jacob Heyward	.227	29-29	97	19	22	5	0	2	14	33	.340	25	5	25	0	.406	1	2	5-7	43	1	1	.978
Randy Batista	.200	22-13	45	9	9	0	0	0	3	9	.200	9	2	12	2	.351	1	4	1-2	6	15	0	1.000

Joe Gomez	.571	6-0	7	4	4	1	0	0	2	5	.714	0	1	1	0	.625	0	0	0-0	13	1	0	1.000
Peter Crocitto	.219	14-9	32	5	7	1	0	0	1	8	.250	2	2	6	1	.306	0	1	0-0	4	0	0	1.000
Romy Gonzalez	.140	16-14	50	7	7	4	0	0	5	11	.220	2	1	16	1	.189	0	4	0-0	6	17	3	.885
Ryan Alvarez	.000	5-0	5	0	0	0	0	0	0	0	.000	0	0	2	0	.000	0	0	0-0	1	0	0	1.000
Barry Buchowski	.000	4-0	2	0	0	0	0	0	1	0	.000	0	0	2	0	.000	1	0	0-0	2	0	0	1.000
Totals	.299	29	944	186	282	48	3	15	164	381	.404	135	39	217	17	.402	16	40	25-42	789	299	19	.983
Opponents	.233	29	968	106	226	35	3	25	101	342	.353	100	17	209	18	.313	10	14	15-26	737	292	49	.955

LOB - Team (251), Opp (214). DPs turned - Team (19), Opp (24).

(All games Sorted by Earned run avg)

Player	era	w-l	app	gs	cg	sho	sv	ip	h	r	er	bb	so	2b	3b	hr	b/avg	wp	hp	bks	sfa	sha
Jesse Lepore	2.34	4-0	7	6	0	0/1	0	34.2	30	9	9	13	28	3	0	3	.240	1	2	0	1	2
Michael Mediavilla	2.58	6-0	8	8	0	0/1	0	45.1	32	15	13	19	43	9	0	5	.200	1	5	0	3	1
Danny Garcia	2.63	4-2	7	7	0	0/0	0	41.0	37	16	12	15	22	4	0	4	.247	1	2	0	2	4
Thomas Woodrey	4.89	3-2	7	7	0	0/1	0	38.2	40	24	21	14	24	4	0	7	.268	1	3	0	1	4

Devin Meyer	0.00	0-0	2	0	0	0/0	0	2.0	1	0	0	1	0	0	0	0	.167	0	0	0	0	0
Bryan Garcia	2.37	2-0	16	0	0	0/2	9	19.0	10	5	5	6	31	3	0	2	.149	2	0	0	0	1
Ryan Guerra	2.45	0-0	1	0	0	0/0	0	3.2	1	1	1	2	3	0	0	0	.083	0	1	0	0	0
Frankie Bartow	2.74	2-0	19	0	0	0/2	0	23.0	22	7	7	4	7	7	1	0	.259	0	0	1	2	1
Cooper Hammond	3.18	0-0	7	0	0	0/1	0	5.2	2	2	2	0	6	1	0	0	.100	0	0	0	0	0
Isaiah Musa	4.05	0-0	6	0	0	0/0	0	6.2	4	3	3	9	5	0	0	0	.174	0	0	0	0	0
Keven Pimentel	4.32	2-0	8	1	0	0/0	0	16.2	21	8	8	5	12	3	1	3	.300	1	1	0	0	1
Andrew Cabezas	5.33	2-0	13	0	0	0/0	0	25.1	23	15	15	11	28	1	1	1	.245	2	3	1	1	0
Daniel Epstein	6.75	0-0	2	0	0	0/1	0	1.1	3	1	1	1	0	0	0	0	.429	0	0	0	0	0
Totals	3.32	25-4	29	29	0	3/3	9	263.0	226	106	97	100	209	35	3	25	.233	9	17	2	10	14
Opponents	5.17	4-25	29	29	1	1/0	1	245.2	282	186	141	135	217	48	3	15	.299	24	39	2	16	40

PB - Team (1), Collins, Z. 1, Opp (4). Pickoffs - Team (11), Mediavilla 4, Lepore, J. 3, Garcia, D. 2, Woodrey, T. 1, Cabezas, A. 1, Opp (7).



2016 Miami Hurricanes Baseball
Conference statistics for Miami (FL) (as of Apr 10, 2016)
(ACC games only Sorted by Batting avg)



Record: 11-2 Home: 8-1 Away: 3-1 ACC: 11-2

Player	avg	gp-gs	ab	r	h	2b	3b	hr	rbi	tb	slg%	bb	hp	so	gdp	ob%	sf	sh	sb-att	po	a	e	fld%
Zack Collins	.462	13-13	39	14	18	4	0	4	21	34	.872	17	0	9	0	.583	4	0	0-0	96	3	0	1.000
Carl Chester	.451	13-13	51	13	23	3	0	0	8	26	.510	8	4	9	0	.547	1	3	3-4	42	0	0	1.000
Johnny Ruiz	.340	13-13	50	11	17	2	0	1	8	22	.440	9	0	14	3	.433	1	0	1-3	31	30	3	.953
Brandon Lopez	.333	13-13	51	10	17	4	0	0	9	21	.412	4	2	4	2	.404	0	4	0-0	14	32	2	.958
Edgar Michelangeli	.275	13-13	51	7	14	2	1	0	9	18	.353	3	0	13	0	.309	1	2	0-1	13	27	1	.976
Willie Abreu	.260	13-13	50	12	13	5	0	3	13	27	.540	3	3	18	0	.339	0	2	2-2	31	2	0	1.000
Christopher Barr	.226	13-13	53	9	12	0	1	0	4	14	.264	6	1	9	2	.317	0	6	3-3	96	9	2	.981
Jacob Heyward	.217	13-13	46	8	10	3	0	2	10	19	.413	11	3	12	0	.393	1	0	1-2	19	0	0	1.000
Randy Batista	.190	11-7	21	7	4	0	0	0	1	4	.190	5	1	6	0	.357	1	3	1-1	0	1	0	1.000

Joe Gomez	.333	3-0	3	1	1	0	0	0	0	1	.333	0	0	0	0	.333	0	0	0-0	6	0	0	1.000
Peter Crocitto	.235	7-5	17	4	4	0	0	0	1	4	.235	1	1	3	1	.316	0	0	0-0	0	0	0	.000
Romy Gonzalez	.000	3-1	5	0	0	0	0	0	1	0	.000	0	0	2	0	.000	0	1	0-0	0	1	0	1.000
Ryan Alvarez	.000	2-0	2	0	0	0	0	0	0	0	.000	0	0	1	0	.000	0	0	0-0	0	0	0	.000
Barry Buchowski	.000	1-0	1	0	0	0	0	0	0	0	.000	0	0	1	0	.000	0	0	0-0	1	0	0	1.000
Totals	.302	13	440	96	133	23	2	10	85	190	.432	67	15	101	8	.405	9	21	11-16	354	117	9	.981
Opponents	.257	13	451	63	116	23	2	16	60	191	.424	54	10	101	8	.344	8	5	7-11	336	143	27	.947

LOB - Team (120), Opp (111). DPs turned - Team (9), Opp (9).

(ACC games only Sorted by Earned run avg)

Player	era	w-l	app	gs	cg	sho	sv	ip	h	r	er	bb	so	2b	3b	hr	b/avg	wp	hp	bk	sfa	sha
Andrew Cabezas	2.45	2-0	7	0	0	0/0	0	14.2	11	4	4	4	18	0	0	0	.212	1	1	1	1	0
Michael Mediavilla	3.49	3-0	5	5	0	0/0	0	28.1	23	12	11	11	27	8	0	5	.225	0	4	0	2	1
Danny Garcia	3.57	2-1	4	4	0	0/0	0	22.2	23	12	9	12	14	4	0	4	.258	1	1	0	2	2
Thomas Woodrey	6.53	1-1	4	4	0	0/0	0	20.2	27	18	15	10	10	3	0	4	.314	1	2	0	1	2

Ryan Guerra	2.45	0-0	1	0	0	0/0	0	3.2	1	1	1	2	3	0	0	0	.083	0	1	0	0	0
Frankie Bartow	2.89	1-0	9	0	0	0/0	0	9.1	10	3	3	3	4	3	1	0	.286	0	0	1	2	0
Bryan Garcia	3.72	2-0	7	0	0	0/0	3	9.2	6	4	4	2	18	3	0	1	.171	1	0	0	0	0
Keven Pimentel	7.50	0-0	4	0	0	0/0	0	6.0	11	5	5	3	5	2	1	2	.393	0	1	0	0	0
Isaiah Musa	10.12	0-0	3	0	0	0/0	0	2.2	2	3	3	6	2	0	0	0	.222	0	0	0	0	0
Daniel Epstein	27.00	0-0	1	0	0	0/0	0	0.1	2	1	1	1	0	0	0	0	.667	0	0	0	0	0
Totals	4.27	11-2	13	13	0	0/0	3	118.0	116	63	56	54	101	23	2	16	.257	4	10	2	8	5
Opponents	6.03	2-11	13	13	0	0/0	1	112.0	133	96	75	67	101	23	2	10	.302	12	15	0	9	21

PB - Team (1), Collins, Z. 1, Opp (3). Pickoffs - Team (4), Mediavilla 3, Cabezas, A. 1, Opp (3).



2016 Miami Hurricanes Baseball
Games Summary for Miami (FL) (as of Apr 10, 2016)
(All games)



Score by innings	1	2	3	4	5	6	7	8	9	EX	Total
Miami (FL)	18	16	20	27	24	22	16	21	20	2	186
Opponents	18	13	11	7	7	12	13	17	8	0	106

Record when ...

Overall	25-4	After 6 leading	22-0
Conference	11-2 trailing	2-4
Non-Conference	14-2 tied	1-0
Home games	20-3	After 7 leading	23-0
Away games	5-1 trailing	1-4
Neutral site	0-0 tied	1-0
Day games	8-3	After 8 leading	22-0
Night games	17-1 trailing	1-4
vs Left starter	10-2 tied	2-0
vs Right starter	15-2		
1-Run games	4-1	Hit 0 home runs	15-2
2-Run games	3-0	... 1 home run	7-2
5+Run games	8-2	... 2+ home runs	3-0
Extra innings	2-0		
Shutouts	3-1	Opponent 0 home runs	12-1
	 1 home run	7-2
Scoring 0-2 runs	1-1 2+ HRs	6-1
..... 3-5 runs	7-3		
..... 6-9 runs	11-0	Made 0 errors	15-1
..... 10+ runs	6-0 1 error	6-2
	 2+ errors	4-1
Opponent 0-2 runs	11-0		
..... 3-5 runs	11-2	Opp. made 0 errors	1-2
..... 6-9 runs	3-1 1 error	11-0
..... 10+ runs	0-1 2+ errors	13-2
Scored in 1st inning	10-1	Out-hit opponent	20-0
Opp. scored in 1st	6-4	Out-hit by opponent	4-4
Scores first	16-0	Hits are tied	1-0
Opp. scores first	9-4		

Record when team scores:

Runs	0	1	2	3	4	5	6	7	8	9	10+
W-L	0-1	0-0	1-0	0-3	3-0	4-0	3-0	5-0	2-0	1-0	6-0

Record when opponent scores:

Runs	0	1	2	3	4	5	6	7	8	9	10+
W-L	3-0	2-0	6-0	3-0	7-1	1-1	2-0	0-1	1-0	0-0	0-1

Record when leading after:

Inn.	1	2	3	4	5	6	7	8
W-L	9-1	11-1	13-1	16-0	21-0	22-0	23-0	22-0

Record when trailing after:

Inn.	1	2	3	4	5	6	7	8
W-L	6-3	5-3	4-3	3-3	1-4	2-4	1-4	1-4

Record when tied after:

Inn.	1	2	3	4	5	6	7	8
W-L	10-0	9-0	8-0	6-1	3-0	1-0	1-0	2-0

Current winning streak: 9

Longest winning streak: 9

Longest losing streak: 1

Home attendance : 70228 (23 dates avg = 3053)

Away attendance : 7955 (6 dates avg = 1325)

Total attendance: 78183 (29 dates avg = 2695)



**2016 Miami Hurricanes Baseball
Game Results for Miami (FL) (as of Apr 10, 2016)
(All games)**



Date	Opponent	Score	Inns	Overall	ACC	Pitcher of record	Attend	Time
Feb 19, 2016	RUTGERS	w 4-1	9	1-0-0	0-0-0	Woodrey, T. (W 1-0)	3299	2:28
Feb 20, 2016	RUTGERS	w 2-0	9	2-0-0	0-0-0	Mediavilla (W 1-0)	3047	2:23
Feb 21, 2016	RUTGERS	w 8-1	9	3-0-0	0-0-0	Garcia, D. (W 1-0)	2888	2:52
Feb 24, 2016	ST. THOMAS	w 7-6	(10)	4-0-0	0-0-0	Bartow, F. (W 1-0)	2470	10:1
Feb 26, 2016	#1 FLORIDA	L 0-5	9	4-1-0	0-0-0	Woodrey, T. (L 1-1)	4147	2:25
Feb 27, 2016	#1 FLORIDA	w 5-3	9	5-1-0	0-0-0	Mediavilla (W 2-0)	4999	3:24
Feb 28, 2016	#1 FLORIDA	L 3-7	9	5-2-0	0-0-0	Garcia, D. (L 1-1)	4784	3:03
Mar 02, 2016	FLORIDA GULF COAST	w 6-2	9	6-2-0	0-0-0	Lepore, J. (W 1-0)	2289	2:50
Mar 04, 2016	MANHATTAN	w 10-0	9	7-2-0	0-0-0	Woodrey, T. (W 2-1)	2608	2:32
Mar 05, 2016	MANHATTAN	w 14-4	9	8-2-0	0-0-0	Mediavilla (W 3-0)	2734	3:03
Mar 06, 2016	MANHATTAN	w 7-4	9	9-2-0	0-0-0	Garcia, D. (W 2-1)	2659	2:29
Mar 08, 2016	MAINE	w 6-2	9	10-2-0	0-0-0	Lepore, J. (W 2-0)	2411	2:38
Mar 09, 2016	STETSON	w 4-2	9	11-2-0	0-0-0	Pimentel, K. (W 1-0)	2393	2:37
* Mar 11, 2016	at Virginia Tech	L 3-14	9	11-3-0	0-1-0	Woodrey, T. (L 2-2)	1053	3:03
* Mar 12, 2016	at Virginia Tech	w 11-6	9	12-3-0	1-1-0	Cabezas, A. (W 1-0)	1457	3:21
* Mar 13, 2016	at Virginia Tech	w 7-2	9	13-3-0	2-1-0	Garcia, D. (W 3-1)	357	2:36
Mar 16, 2016	at UCF	w 5-2	9	14-3-0	2-1-0	Lepore, J. (W 3-0)	2434	3:35
* Mar 18, 2016	#4 LOUISVILLE	w 8-4	9	15-3-0	3-1-0	Garcia, B. (W 1-0)	2905	3:19
* Mar 19, 2016	#4 LOUISVILLE	w 6-3	9	16-3-0	4-1-0	Mediavilla (W 4-0)	3316	3:07
* Mar 20, 2016	#4 LOUISVILLE	L 3-4	9	16-4-0	4-2-0	Garcia, D. (L 3-2)	2503	2:47
Mar 23, 2016	BETHUNE-COOKMAN	w 5-4	9	17-4-0	4-2-0	Pimentel, K. (W 2-0)	2430	2:33
* Mar 25, 2016	#17 CLEMSON	w 9-8	9	18-4-0	5-2-0	Garcia, B. (W 2-0)	2811	3:58
* Mar 26, 2016	#17 CLEMSON	w 5-4	(11)	19-4-0	6-2-0	Bartow, F. (W 2-0)	3246	4:28
* Mar 27, 2016	#17 CLEMSON	w 10-5	9	20-4-0	7-2-0	Garcia, D. (W 4-2)	2480	3:05
* Apr 01, 2016	#9 NORTH CAROLINA	w 10-4	9	21-4-0	8-2-0	Woodrey, T. (W 3-2)	3243	3:28
* Apr 02, 2016	#9 NORTH CAROLINA	w 7-3	9	22-4-0	9-2-0	Mediavilla (W 5-0)	3441	2:47
* Apr 03, 2016	#9 NORTH CAROLINA	w 7-4	9	23-4-0	10-2-0	Cabezas, A. (W 2-0)	3125	3:30
Apr 05, 2016	at Florida Gulf Coast	w 4-0	9	24-4-0	10-2-0	Lepore, J. (W 4-0)	2254	2:46
* Apr 10, 2016	at Notre Dame	w 10-2	9	25-4-0	11-2-0	Mediavilla (W 6-0)	400	3:10

* = Conference game

() extra inning game



**2016 Miami Hurricanes Baseball
Miscellaneous Stats for Miami (FL) (as of Apr 12, 2016)
(All games)**



Multiple Hit Games	2	3	4	5+	Total
Carl Chester	8	6	-	-	14
Zack Collins	13	1	-	-	14
Johnny Ruiz	6	3	1	-	10
Brandon Lopez	5	4	-	-	9
Edgar Michelangeli	4	4	1	-	9
Willie Abreu	9	-	-	-	9
Christopher Barr	7	1	-	-	8
Jacob Heyward	3	1	-	-	4
Joe Gomez	1	-	-	-	1
Randy Batista	1	-	-	-	1
Peter Crocitto	1	-	-	-	1
TEAM	58	20	2	0	80

Multiple RBI Games	2	3	4	5+	Total
Zack Collins	2	3	2	1	8
Willie Abreu	4	-	1	1	6
Johnny Ruiz	1	2	1	-	4
Edgar Michelangeli	3	1	-	-	4
Brandon Lopez	3	1	-	-	4
Jacob Heyward	3	-	-	-	3
Carl Chester	2	-	-	-	2
Romy Gonzalez	2	-	-	-	2
Christopher Barr	2	-	-	-	2
Randy Batista	1	-	-	-	1
TEAM	23	7	4	2	36

Hitting Streaks	Longest	Current
Brandon Lopez	7	2
Carl Chester	7	1
Jacob Heyward	6	-
Edgar Michelangeli	5	2
Christopher Barr	5	-
Romy Gonzalez	4	-
Zack Collins	4	2
Johnny Ruiz	4	2
Joe Gomez	3	-
Willie Abreu	2	1
Peter Crocitto	2	-
Randy Batista	2	1

Reached Base Streaks	Longest	Current
Zack Collins	24	24
Brandon Lopez	13	13
Willie Abreu	11	1
Johnny Ruiz	10	2
Christopher Barr	9	-
Carl Chester	9	9
Jacob Heyward	8	8
Edgar Michelangeli	7	2
Romy Gonzalez	4	-
Randy Batista	3	3
Joe Gomez	3	-
Peter Crocitto	3	3



2016 Miami Hurricanes Baseball
#2 Miami (FL) at Notre Dame
 Apr 10, 2016 at Notre Dame, Ind. (Frank Eck Stadium)



Miami (FL) 10 (25-4,11-2 ACC)

Notre Dame 2 (16-12,6-7 ACC)

Player	ab	r	h	rbi	bb	so	po	a	lob
Carl Chester cf	4	3	3	0	1	1	6	0	0
Christopher Barr 1b	3	0	0	0	0	0	3	1	1
Zack Collins c	5	3	3	5	0	2	3	0	0
Joe Gomez c	0	0	0	0	0	0	1	0	0
Jacob Heyward lf	4	0	0	0	1	1	3	0	0
Johnny Ruiz 2b	4	1	1	0	1	2	3	0	1
Brandon Lopez ss	3	1	1	1	1	0	1	2	0
Willie Abreu rf	5	0	1	0	0	3	5	0	4
Edgar Michelangeli 3b	5	0	2	3	0	2	1	2	1
Randy Batista dh	3	2	1	0	1	1	0	0	1
Michael Mediavilla p	0	0	0	0	0	0	1	0	0
Andrew Cabezas p	0	0	0	0	0	0	0	0	0
Frankie Bartow p	0	0	0	0	0	0	0	0	0
Isaiah Musa p	0	0	0	0	0	0	0	0	0
Totals	36	10	12	9	5	12	27	5	8

Player	ab	r	h	rbi	bb	so	po	a	lob
Cavan Biggio 2b	5	0	0	0	0	1	2	1	2
Jake Shepski rf/lf	4	0	2	1	1	0	3	0	0
Zak Kutsulis 1b	4	0	1	0	1	0	8	0	0
Matt Vierling cf/rf	5	0	0	0	0	1	0	0	6
Lane Richards ss	4	0	0	0	0	1	1	3	0
Ricky Sanchez lf/c	4	1	1	1	0	1	4	1	0
Nick Podkul dh	1	0	0	0	3	0	0	0	0
Kyle Fiala 3b	3	1	1	0	1	0	0	1	1
Ryan Lidge c	2	0	1	0	0	0	9	1	2
Cole Daily ph	0	0	0	0	1	0	0	0	0
Kyle Richardson cf	0	0	0	0	0	0	0	0	0
Jake Johnson ph	1	0	0	0	0	0	0	0	0
Peter Solomon p	0	0	0	0	0	0	0	2	0
Sean Guenther p	0	0	0	0	0	0	0	1	0
Evy Ruibal p	0	0	0	0	0	0	0	0	0
Totals	33	2	6	2	7	4	27	10	11

Score by Innings	1	2	3	4	5	6	7	8	9	R	H	E
Miami (FL)	1	0	3	0	0	3	0	0	3	10	12	0
Notre Dame	0	1	0	0	0	0	1	0	0	2	6	1

E - R Lidge(4). LOB - UM 8; ND 11. 2B - Collins, Z.(4); Michelangeli(4); J Shepski(4). HR - Collins, Z.(7); R Sanchez(1). HBP - Lopez, B.. SH - Barr, C. 2(8); Batista, R.(4). SB - Abreu, W.(3). CS - Chester, C.(5).

Miami (FL)	ip	h	r	er	bb	so	ab	bf	np
Michael Mediavilla	6.0	4	1	1	3	3	22	25	97
Andrew Cabezas	0.1	2	1	1	1	0	3	4	16
Frankie Bartow	1.2	0	0	0	1	0	5	6	23
Isaiah Musa	1.0	0	0	0	2	1	3	5	23

Notre Dame	ip	h	r	er	bb	so	ab	bf	np
Peter Solomon	3.1	5	4	3	2	5	13	18	68
Sean Guenther	5.0	6	5	5	3	6	20	23	98
Evy Ruibal	0.2	1	1	1	0	1	3	4	12

Win - Mediavilla (6-0). Loss - P Solomon (2-3). Save - None.

WP - S Guenther(1). HBP - by E Ruibal (Lopez, B.). BK - Cabezas, A.(1). Pitches/strikes: Mediavilla 97/58; Cabezas, A. 16/9; Bartow, F. 23/15; Musa, I. 23/10; P Solomon 68/43; S Guenther 98/55; E Ruibal 12/7.

Umpires - HP: David Pritchett 1B: Jason Bradley 2B: Randal Dulin 3B: Brent Rice
 Start: 1:06 pm Time: 3:10 Attendance: 400
 Weather: 42 Degrees & Cloudy