



MIAMI BASKETBALL

THE BASICS

Date/Time: Tuesday, March 5, 2019/7 p.m.
Location: Coral Gables, Fla./Watsco Center (7,972)
Television: Raycom; **Online:** WatchESPN
PxP: Bob Rathbun, Color: Cory Alexander
Radio: WQAM 560-AM (PxP: Joe Zagacki)
Satellite Radio: XM 389, XM Internet 980
Series vs. Pitt: Miami leads, 21-18
 Home: 12-7 | Road: 8-10 | Neutral: 1-1

2018-19 SCHEDULE/RESULTS

OPPONENT	TV	TIME/SCORE
OCTOBER		
30 BARRY (EXHIBITION)	ACCNE	W, 91-61
NOVEMBER (5-2)		
9 LEHIGH	ACCNE	W, 83-62
13 STEPHEN F. AUSTIN	ESPNU	W, 96-58
17 BETHUNE-COOKMAN	ACCNE	W, 78-70
22 vs. La Salle ¹	ESPNU	W, 85-49
23 vs. Fresno State ¹	ESPN2	W, 78-76
25 vs. Seton Hall ¹	ESPN2	L, 81-83
28 RUTGERS ²	ESPNU	L, 54-57
DECEMBER (3-2)		
1 vs. Yale ³	ESPN3	L, 73-77
4 at Penn	ESPN+	L, 75-89
19 HOUSTON BAPTIST	ACCNE	W, 80-73
22 FLORIDA ATLANTIC	ACCNE	W, 75-55
29 CAMPBELL	RSN	W, 73-62
JANUARY (1-7)		
3 No. 18/19 NC STATE	ESPNU	L, 82-87
6 at Louisville	ESPNU	L, 73-90
9 at No. 13 Florida State	RSN	L, 62-68
12 WAKE FOREST	RSN	W, 76-65
19 No. 13/15 N. CAROLINA	ESPN2	L, 76-85
24 at Syracuse	Raycom	L, 53-73
27 No. RV/23 FLORIDA STATE	ESPNU	L, 66-78
30 No. 12/11 VIRGINIA TECH	ESPN2	L, 70-82
FEBRUARY (3-4)		
2 at No. 3 Virginia	Raycom	L, 46-56
6 NOTRE DAME	ESPN2	W, 62-47
9 at No. 8 North Carolina	Raycom	L, 85-88 (OT)
13 CLEMSON	ESPN2	W, 65-64
17 at Boston College	ESPNU	L, 57-64
23 GEORGIA TECH	RSN	W, 80-65
26 at Wake Forest	RSN	L, 75-76
MARCH (0-1)		
2 at No. 3/2 Duke	CBS	L, 57-87
5 PITTSBURGH	Raycom	8 p.m.
8 at No. 15/16 Virginia Tech	ESPN2	7 p.m.
12 TBA ⁴	ESPN/Raycom	
13-16 ACC Tournament ⁴	ESPN/Raycom	

BOLD CAPS denotes home games at Watsco Center, Coral Gables, Fla.

[#/#] denotes Miami's AP/USA TODAY ranking

* ACC game

¹ Wooden Legacy, Fullerton, Calif.; ² ACC/Big Ten Challenge

³ Hoophall Miami Invitational, AmericanAirlines Arena (Miami, Fla.)

⁴ ACC Tournament, Spectrum Center, Charlotte, N.C.

All times Eastern and subject to change

ATHLETICS COMMUNICATIONS

Assistant AD for Communications & Content:

Andy Fledderjohann (Men's Basketball Contact)

Email: afledderjohann@miami.edu

Cell Phone: 434-906-0075

Twitter/Instagram/Facebook: @CanesHoops

GAME 29 • MARCH 5, 2019 • 8 P.M. • CORAL GABLES, FLA.



MIAMI HURRICANES (12-16, 4-12 ACC)

Head Coach: Jim Larrañaga (Providence, '71)

Record at UM: 173-95 (8th season), Career Record: 643-429 (35th season)

VS



PITTSBURGH PANTHERS (12-17, 2-14 ACC)

Head Coach: Jeff Capel (Duke, '97)

Record at UP: 12-17 (1st season), Career Record: 174-127 (10th season)

THINGS TO KNOW

- Prior to the game, UM will hold Senior Night ceremonies for Ebuka Izundu, Zach Johnson, Anthony Lawrence II and senior manager Eric Rubenstein.
- Chris Lykes is on pace for UM's highest-scoring season since Jack McClinton averaged 19.3 ppg in 2008-09.
- Lykes is eighth in the ACC in overall scoring (16.5 ppg) and ninth in conference play (16.4 ppg).
- Miami and TCU are the only power conference teams with five players each averaging at least 10.5 points per game.
- Johnson is one of 17 players nationally with 1,600 career points and 350 assists.
- Over the last seven games, Lawrence is averaging 12.9 ppg, 8.4 rpg and 4.0 apg.
- Izundu leads the ACC and is 10th nationally in offensive rebounds (100, 3.57/game).
- DJ Vasiljevic averaged 19.3 ppg and 6.0 rpg in Miami's three home games in February (all wins).
- As a team Miami ranks 10th nationally in fewest fouls per game (14.6).

MIAMI-PITT SERIES

Miami leads the series with Pitt, 21-18, including 5-1 since the Panthers joined the ACC for the 2014-15 season.

Miami has won five straight against Pitt, including a pair of wins last season (67-53 on Dec. 30 in Pittsburgh and 69-57 on Jan. 31 in Coral Gables).

Miami is 12-7 all-time in home games versus Pitt. Jim Larrañaga is 5-2 against Pitt in his career.

FOUR TO BE FETED ON SENIOR NIGHT

Prior to the game Tuesday, Miami will honor seniors Ebuka Izundu, Anthony Lawrence II and Zach Johnson as well as student manager Eric Rubenstein in Senior Night ceremonies.

Izundu and Lawrence each have been part of three NCAA Tournament teams while at UM, while Johnson, a fifth-year grad transfer, played in two NCAA Tournaments while at Florida Gulf Coast.

THE ACC GRIND CONTINUES

To put it mildly, Miami's ACC slate has been tough. A league-high nine of Miami's 18 conference games pit the Canes against teams currently ranked in the AP or USA Today Coaches Top 25 polls.

The Canes' conference schedule includes home-and-homes with Florida State, UNC and Virginia Tech, all of which are currently ranked in the top 15.

Seven of Miami's first 11 league games were against teams that are currently ranked or were ranked at the time – most of any ACC team.

THE MAGNIFICENT SEVEN

Miami has primarily played with a rotation of seven players. UM currently has seven scholarship student-athletes available, plus Willie Herenton, a former walk-on who in January was awarded a scholarship for the remainder of the school year.

Chris Lykes (34.1, ninth), Anthony Lawrence (33.0, 14th), DJ Vasiljevic (31.4, 22nd) and Zach Johnson (31.3, 23rd) rank in the ACC's top 25 in minutes played.

THE LYKES SHOW

Chris Lykes is averaging 16.5 ppg and ranks eighth in the ACC in scoring. He is averaging 16.4 ppg in conference games, which is ninth among all ACC players.

Lykes owns 10 20-point games this season and has upped his scoring average by 6.9 ppg from his freshman season, marking the third-largest increase among active ACC players.

Lykes has scored in double figures in 24 of 28 outings, including 18 games of 16 or more points.

BALANCE ON OFFENSE

Miami joins TCU as the only power conference teams with five players averaging at least 10.5 points per game.

The Miami five: Chris Lykes (16.5), Zach Johnson (12.0), Anthony Lawrence (12.0), DJ Vasiljevic (11.3) and Ebuka Izundu (10.9).

Four are averaging in double figures in conference play, led by Lykes at 16.4 ppg and followed by Lawrence (11.1), Johnson (11.0) and Vasiljevic (10.4) while Izundu is averaging 9.9 ppg.

PROJECTED STARTING LINEUP

Pos. No.	Name	Yr.	Ht.	Wt.	PPG	RPG	APG	Of Note
G 0	Chris Lykes	So.	5-7	157	16.5	2.6	3.1	Has scored in double figures in 24 of 28 games
G 1	Dejan (DJ) Vasiljevic	Jr.	6-3	184	11.3	4.5	1.3	Ranks eighth in career 3-pointers at UM (188)
G 3	Anthony Lawrence II	Sr.	6-7	207	12.0	6.1	3.0	Needs 19 points to reach 1,000 for his career
G 5	Zach Johnson	R-Sr.	6-2	192	12.0	3.1	2.4	Second in ACC in steals in conference games (32)
C 15	Ebuka Izundu	Sr.	6-10	232	10.9	8.6	1.3*	11 games of double-figure rebounds this season
RESERVES								
G 2	Willie Herenton	So	6-1	178	1.1	0.1	0.0	Walk-on who earned scholarship on Jan. 18
G 10	Dominic Proctor	So.	6-6	180	0.0	0.0	0.0	Joined team as walk-on for 2018-19 season
G 13	Anthony Mack	R-Fr.	6-6	214	2.8	1.1	0.8	Hit pair of 3-pointers and scored six points at Duke
F 21	Sam Waardenburg	R-So.	6-10	216	5.8	3.4	1.2	Averaged 7.5 ppg, 26.9 mpg in last 10 games

*Blocks per game

BROADCAST BULLET POINTS



0 CHRIS LYKES

So. • 5-7 • 157 • Guard
Mitchellville, Md. • Gonzaga HS

2018-19: 16.5 ppg, 2.6 rpg, 3.1 apg, 1.4 spg

- Eighth in ACC in overall scoring; ninth in ACC play (16.4 ppg)
- Has third-highest scoring increase in ACC this season (+6.9 ppg)
- Second-leading scorer among players under 6-feet tall in basketball's six power conferences (Markus Howard, Marquette, 25.5 ppg)
- Named to All-ACC Academic Team last season
- Had offseason surgery on right shoulder



1 DJ VASILJEVIC

Jr. • 6-3 • 184 • Guard
Melbourne, Australia • Australian Institute of Sport

2018-19: 11.3 ppg, 4.5 rpg

- Seventh in ACC in 3FG (2.5/game) and ninth in 3FG% (37.4%)
- 188 career 3FG made (eighth in UM history)
- Led ACC in 3-point shooting last season (41.1%)
- Named to All-ACC Academic Team last season; on track to graduate in spring with bachelor's degree in management
- Named top Australian junior in college hoops by FOX Sports Australia
- Lost 20 lbs during offseason; also had offseason foot surgery



2 WILLIE HERENTON

So. • 6-1 • 178 • Guard
Lincolnshire, Ill. • Stevenson HS

2018-19: 1.1 ppg, 0.1 rpg

- Walk-on for 2018-19 season but awarded scholarship on Jan. 18
- Finished as one of top scorers in Stevenson HS history despite playing one year as full-time starter
- Home schooled until high school
- Brother Rodney is junior on Stanford basketball team
- Parents, Rodney and Andrea, both attended Harvard



3 ANTHONY LAWRENCE II

Sr. • 6-7 • 207 • Guard
St. Petersburg, Fla. • Lakewood Senior HS

2018-19: 12.0 ppg, 6.1 rpg, 3.0 apg, 1.3 spg

- Has played in 126 career games (team-high 68 ACC games)
- Seventh in career games, ninth in career steals at UM
- Started 68 of Miami's last 69 games, dating to 2016-17 season.
- On pace to reach 1,000 career points by season's end (981 total)
- Was point guard in high school
- Father, Anthony Sr., played at UM from 1991-94



5 ZACH JOHNSON

R-Sr. • 6-2 • 192 • Guard
Miami, Fla. • Florida Gulf Coast • Norland HS

2018-19: 12.0 ppg, 3.1 rpg, 2.4 apg, 1.8 spg

- Graduate transfer from Florida Gulf Coast
- 1 of 17 active players nationally w/1,600 pts and 350 assists
- Has scored 1,680 points and played in 131 career games (both team highs); FGCU's fourth all-time leading scorer
- First-Team All-A-Sun pick last season (16.1 ppg, 3.3 rpg, 3.0 apg)
- Earned bachelor's degree in legal studies from FGCU




10 DOMINIC PROCTOR

So. • 6-6 • 180 • Guard
Las Vegas, Nev. • Bishop Gorman HS

2018-19: 0.0 ppg, 0.0 rpg

- Walked on for 2018-19 season
- Was 14th-ranked player in Nevada in 2017 per 24/7 Sports
- Father (Michael) played basketball at Cornell



13 ANTHONY MACK

R-Fr. • 6-6 • 214 • Guard
Las Vegas, Nev. • Wyoming • Blair Academy (N.J.)

2018-19: 2.8 ppg, 1.1 rpg

- Averaging 16.6 mins per game in last 19 games (total of five points in 33 minutes in team's first nine games)
- Transfer from University of Wyoming who was granted waiver for immediate eligibility for this season
- High school teammates with Deng Gak at Blair Academy (N.J.)



14 RODNEY MILLER JR.

Jr. • 7-0 • 255 • Center
Laurelton, N.Y. • Oak Hill Academy

2018-19: has not played

- Redshirting 2018-19 season
- Lost 25 pounds during the offseason
- Has played in 30 career games



15 EBUKA IZUNDU

Sr. • 6-10 • 232 • Center
Nigeria/Charlotte, N.C. • Victory Christian Center

2018-19: 10.9 ppg, 8.6 rpg, 1.3 bpg

- Fourth in ACC in rebounding and first in offensive boards (3.57/gm)
- Has played in 107 career games
- Has more than doubled his averages from last season (5.0 ppg, 3.8 rpg per game in 2017-18)
- Named to ACC Academic Honor Roll for first time last year
- Moved to U.S in 2013 at age 17; grew up playing soccer, then started playing basketball in 2011



21 SAM WAARDENBURG

R-So. • 6-10 • 216 • Forward
Auckland, New Zealand • Rangitoto College

2018-19: 5.8 ppg, 3.4 rpg

- Started 11 games; averaging 25.0 minutes per game
- Averaging 7.5 ppg, 26.9 mpg, 12-22 3FG in last 10 games
- Played in 21 games off bench, including each of last 15 contests, last season (averaged 3.3 ppg and 2.8 rpg)
- Shot 43.8 percent (14-32) from 3-point range last year



22 DENG GAK

R-Fr. • 6-10 • 211 • Forward
Sydney, Australia • Blair Academy (N.J.)

2018-19: 2.5 ppg, 4.1 rpg, 1.1 bpg (8 games)

- Out for season (left knee injury suffered Dec. 1 vs. Yale)
- Redshirted 2017-18 season and has put on about 20 pounds since he arrived at UM
- Brother, Gorjok, is junior center at Florida



23 KAMERON MCGUSTY

Jr. • 6-5 • 192 • Guard
Katy, Texas • Oklahoma • Sunrise Christian Academy (Kansas)

2018-19: Redshirt Season

- Sitting out 2018-19 season per NCAA transfer regulations
- 9.4 ppg, 2.0 rpg in 63 career games (25 starts) at Oklahoma
- Was Big 12 All-Freshman Team selection in 2017
- Father, Kerol, played college basketball at Stephen F. Austin

LAWRENCE STEPS UP IN STRETCH RUN

Over the last seven games, Anthony Lawrence II is averaging 12.9 ppg, 8.4 rpg and 4.0 apg.

Lawrence recorded double-doubles against Notre Dame, Georgia Tech and Wake Forest in that time.

He nearly became the third UM player to record a triple-double, but fell an assist shy on Feb. 23 against Georgia Tech (16 pts, 10 rebs, nine assts).

LAWRENCE ETCHING NAME IN MIAMI RECORDS BOOK

Lawrence has played in 126 career games, tied for seventh most in program history.

With 141 career steals, Lawrence is tied for ninth most in program history.

Lawrence also has an opportunity to become the 39th member of Miami's 1,000-point club. He enters the Pitt game with 981 career points.

VASILJEVIC HOT AT HOME

In Miami's three February home games, DJ Vasiljevic averaged a team-high 19.3 ppg as well as 6.0 rpg.

He was 13-for-30 (.433) from 3-point range and 19-for-42 (.452) overall from the field.

Miami went 3-0 in those games.

LAST TIME OUT: DUKE 87, MIAMI 57

Miami lost at third-ranked Duke, 87-57, Saturday afternoon at Cameron Indoor Stadium.

The Canes were led offensively by Anthony Lawrence II and Ebuka Izundu with 15 points apiece. Izundu shot 6-of-7 from the field while pulling down

all nine of his rebounds off of the offensive glass.

Duke bolted to a 47-19 halftime lead and was paced by Cam Reddish (19 points) and RJ Barrett (19 points, 10 rebounds).

UM shot 22-of-63 (.349) from the field and 6-of-24 (.250) from long range, while Duke finished 36-of-63 (.571) from the field and 6-of-17 (.286) from deep.

NOTING THE DUKE GAME

- Miami suffered its largest margin of defeat overall and in an ACC game since a 105-64 setback at North Carolina on Jan. 31, 2007.

- Miami matched a season high with 11 steals (Virginia Tech, 1/30/19).

- Miami's 19-point first half was its fewest points in a half since a 16-point first half against Virginia last season (2/17/18).

- Miami's 28-point halftime deficit was its largest in Jim Larraga's eight seasons at UM.

- Duke recorded 58 points in the paint – most by a Miami opponent this season (Seton Hall, 56).

- Anthony Lawrence II played in his 126th career game, tied for seventh most in program history.

- Lawrence scored 15 points and has 981 career points.

- Lawrence picked up a pair of steals and now has 141 in his career, which is tied with Mike Simmons (1998-2003) for ninth most in program history.

- Ebuka Izundu recorded a career-high four steals.

CLOSE, BUT NOT QUITE

Despite its 16 losses, Miami has been in nearly every game this season.

UM has held a lead in the second half in 21 of 28 games this season. The Canes did not hold a second-half lead against Penn, Syracuse, FSU (Jan. 27), Virginia Tech, Virginia, BC and Duke.

CHRIS LYKES: HEART OVER HEIGHT

At 5-foot-7, Chris Lykes is the shortest player on any team in basketball's six power conferences (ACC, BIG EAST, Big Ten, Big 12, Pac-12, SEC).

Within these conferences, he is the second-leading scorer among players under 6-feet tall at 16.5 ppg (Markus Howard, 5-11, Marquette, 25.5 ppg).

He is one of six players under 6-feet tall to regularly be a starter this year, joining Howard, Aaron Calixte (Oklahoma), Justin Coleman (Arizona), Jared Harper (Auburn) and Tremont Waters (LSU).

The other five in this group all are at least 5-10.

JOHNSON IN ELITE 1,500/350 CLUB

Zach Johnson is one of 17 active players nationally to score 1,600 career points and rack up 350 career assists.

Johnson has scored 1,680 career points (1,344 at Florida Gulf Coast, 336 at UM) and owns 389 career assists (321 at FGCU, 68 at UM).

Johnson ranks 50th nationally in career scoring and 59th in assists among active Division I players. He also is 19th in steals (195).

He is averaging 12.0 ppg this season.

IZUNDU CONTINUES BREAKOUT YEAR

Ebuka Izundu has stepped into a starting role this season and averaged 10.9 ppg and a team-high 8.6 rebounds per game (5.0 ppg, 3.8 rpg last season).

Izundu has produced seven double-doubles.

He leads the ACC in offensive rebounds (3.57/game) and ranks fourth overall in rebounds and seventh in double-doubles.

CAREER STATISTICS VS. PITT

	GP-S	PPG	RPG	APG	BPG	SPG
Izundu	4-0	3.0	2.8	0.3	1.0	0.0
Lawrence	4-2	8.3	5.5	1.8	0.8	1.3
Lykes	2-1	11.5	2.0	2.5	0.0	0.0
Vasiljevic	3-2	5.7	2.3	0.3	0.0	1.0
Waardenburg	1-0	4.0	4.0	1.0	0.0	0.0

LAST MEETING: MIAMI 69, PITT 57

Lonnie Walker IV scored a team-high 16 points to lead Miami to a 69-57 win over Pittsburgh on Jan. 30, 2018, in Coral Gables in the teams' last matchup.

Chris Lykes added 13 points and five assists, while Anthony Lawrence II recorded a double-double with 10 points and 10 rebounds.

Miami led for most of the game, but Pitt used a 14-0 run to take a 44-43 lead with 10:43 remaining. After a UM timeout, Walker went on a personal 7-0 run, and the Canes' lead was no fewer than four points from then on.

The Hurricanes held a commanding 39-24 advantage on the boards.

Ebuka Izundu: Year-by-Year Progression

Year	G-GS	PPG	RPG	MPG
2015-16	15-0	2.1	1.3	5.3
2016-17	32-7	4.2	3.0	13.0
2017-18	32-2	5.0	3.8	14.6
2018-19	28-28	10.9	8.6	28.0

VASILJEVIC AMONG ACC 3-PT LEADERS

DJ Vasiljevic is 70-for-187 (37.4%) from 3-point range and averaging 11.3 ppg.

He is seventh in the ACC in 3-pointers per game (2.5) and ninth in 3-point field goal percentage.

Vasiljevic has 14 games with three or more 3-pointers this season.

He had a 33-game streak with at least one made 3-pointer snapped on Feb. 2 at Virginia. It was the third-longest streak in Miami history and tied for the 20th longest in ACC history.

Vasiljevic led the ACC in 3-point field goal percentage last season (41.1%), becoming the fifth Hurricane to top the conference in 3-point shooting (first since Malcolm Grant in 2011).

WAARDENBURG ON UPWARD SWING

Sam Waardenburg has stepped up in the last 10 games, averaging 7.5 points per game in 26.9 minutes per contest.

During that stretch, he is shooting 22-45 (.489) from the field, 12-22 (.545) from 3-point range and 19-23 (.826) from the free-throw line.

In the nine games prior to this stretch, he averaged 3.2 ppg.

MACK PROVIDING VALUABLE MINUTES

Anthony Mack has given Miami valuable minutes off the bench in the 19 games since returning from the fall finals break, averaging 16.6 minutes per game in that span.

He has played in all 16 ACC contests, averaging 16.5 minutes per game and making six starts.

He scored a career-high nine points in the first matchup with Wake Forest, including a pair of 3-pointers.

He scored five total points in 33 minutes while playing in five of UM's first nine games.

MEDIA INFORMATION

COVERING THE CANES

All interview requests for student-athletes, coaches or staff must be approved by Andy Fledderjohann in the UM Communications office. Please provide at least one day to coordinate interviews.

Any misuse of credentials will result in removal from the Watsco Center and the permanent voiding of the credential.

The Miami locker room is closed at all times. For home games, head coach Jim Larraga and at least one UM player will report to the media room for interviews following the opposing team's press conference. For road games, Larraga will be available in the media room and players are available by request outside the locker room.

PRESS CREDENTIALS

Media members interested in obtaining season or game credentials should apply online at www.sportssystem.com/miami/basketball.

Credential requests should be submitted no later than seven days prior to the game. Credentials that cannot be mailed will be held for pickup at the will call table at the Watsco Center. You must have a press pass to be admitted to the media area and the press room.

PHOTO CREDENTIALS

All photographers and camera operators must wear a visible credential issued by the Miami Athletics Communications Department. Photographers work from the baselines at both ends of the court at Watsco Center. Live television is given top priority for courtside space.

QUICK FACTS

Location	Coral Gables, Fla.
Enrollment	17,348
Founded	1925
Nickname	Hurricanes
Colors	Orange (PMS 1665), Green (3435) and White
President	Dr. Julio Frenk
Director of Athletics	Blake James
Conference	Atlantic Coast (joined 2004)
Arena/Capacity	Watsco Center/7,972
Press Row	305-284-2111

COACHING STAFF

Head Coach	Jim Larrañaga (Providence, '71)
Record at Miami	173-95 (8th season)
Career Record	643-429 (35th season)
Assoc. Head Coach	Chris Caputo (Westfield [Mass.] St, '02)
Assistant Coach	Alvin "Pooh" Williamson (Tulsa, '95)
Assistant Coach	Adam Fisher (Penn State, '06, '09)
Dir of BB Ops	Lamont Franklin (UNC Wilmington, '97)
Associate Director of Ops	Jeff Dyer (Delaware, '14)
Strength & Conditioning Coach	Casey Cathrall (Ithaca, '12)
Assistant Athletic Trainer	Javier Jimenez (Temple, '06)

PROGRAM HISTORY

First Year of Basketball	1926
All-Time Record	1,044-765 (.579)
Under Jim Larrañaga	173-95 (.646; 8 years)
All-Time ACC Record	122-130 (.484)
Under Jim Larrañaga	79-61 (.564)
ACC Regular-Season Championships	1 (2013)
ACC Tournament Championships	1 (2013)
NCAA Tournament Appearances	10
1960, '98, '99, 2000, '02, '08, '13, '16, '17, '18	
All-Time Record in NCAA Tournament	8-10
Last NCAA Postseason Finish	2018 First Round
NIT Appearances	12
1961, '63, '64, '95, '97, 2001, '05, '06, '09, '11, '12, '15	
All-Time Record in NIT	11-12
Last NIT Finish	2015 Runner-Up

CANES IN PRO BASKETBALL/FOOTBALL

Years at Miami in parentheses

NBA (2)

Bruce Brown Jr. (2016-18)	Detroit Pistons
Lonnie Walker IV (2017-18)	San Antonio Spurs

NFL (2)

Jimmy Graham (2005-09)	Green Bay Packers
Erik Swoope (2010-14)	New Orleans Saints

G-League (3)

Kamari Murphy (2015-17)	Long Island Nets
Davon Reed (2013-17)	Fort Wayne Mad Ants
Angel Rodriguez (2014-16)	Rio Grande Valley Vipers

International (17)

Brian Asbury (2005-09)	Kouvot (Finland)
Rion Brown (2010-14)	Promitheas (Greece)
Ivan Cruz Uceda (2014-16)	RETAbet BB (Spain)
Guillermo Diaz (2003-06)	Real Esteli (Nicaragua)
Julian Gamble (2008-13)	JSF Nanterre (France)
Malcolm Grant (2009-12)	Prienu Skyocp (Lithuania)
Gary Hamilton (2002-06)	Bambitious Nara (Japan)
Tonye Jekiri (2012-16)	Gaziantep Basketbol (Turkey)
Reggie Johnson (2009-13)	Rain or Shine Elasto Painters (Philippine Basketball League)
DeQuan Jones (2008-12)	Hapoel Unet Holon (Israeli Premier League)

Kenny Kadji (2011-13)	Tofaş (Turkey)
Anthony King (2003-08)	Keravnos (Cyprus)
Shane Larkin (2011-13)	Anadolu Efes (Turkey)
Trey McKinney Jones (2011-13)	Chiba Jets Funabashi (Japanese B.League)

JaQuan Newton (2015-18)	Miasto Szkla Krosno (Poland)
Darius Rice (2000-04)	Plaza (Dominican Republic)
Durand Scott (2009-13)	Hapoel Galil Gilboa (Israel)

THE WATSCO ADVANTAGE

Miami is 98-30 (.766) at home under Jim Larrañaga. The Canes have won 48 of their last 59 games at the Watsco Center.

In its 17th year at the Watsco Center (formerly BankUnited Center), Miami is 191-75 (.718) on its home court.

In eight years under Larrañaga, Miami is 48-22 in ACC action at home and 50-8 in non-conference play.

Miami at Watsco Center Under Jim Larrañaga

Year	Overall	N-C	ACC
2011-12	14-4	8-2	6-2
2012-13	14-1	6-0	8-1
2013-14	8-8	5-2	3-6
2014-15	12-6	7-2	5-4
2015-16	15-1	6-1	9-0
2016-17	14-2	7-0	7-2
2017-18	11-3	5-0	6-3
2018-19	10-5	6-1	4-4
Totals	98-30	50-8	48-22

ACC ANNOUNCES 20-GAME SCHEDULE FUTURE OPPONENTS

The ACC announced Feb. 13 the future matchups of the league's 20-game schedule, which begins with the 2019-20 season. The 20-game matrix is in effect for three years through the 2021-22 season.

Miami will play its two primary rivals, Florida State and Virginia Tech, every season both home and away (four games) as well as four repeat opponents both home and away (eight games). The remaining eight opponents will be single games (four home, four road). The full cycle of repeat opponents will be complete following the third year.

Miami's 2019-20 opponents:

Repeats: Florida State, Virginia Tech, Duke, Louisville, NC State, Pitt

Home Only: BC, Syracuse, Virginia, Wake Forest
Away Only: Clemson, Ga. Tech, UNC, Notre Dame

HERNANDEZ RULED INELIGIBLE

Junior forward Dewan Hernandez was ruled ineligible by the NCAA on Jan. 28.

The NCAA announced Hernandez must sit the remainder of the 2018-19 season and 40 percent of the 2019-20 season "for entering into an agreement with and accepting benefits from an agent."

A 6-11 junior forward, Hernandez averaged 11.4 ppg and 6.7 rpg last season and started all 32 games.

HERENTON EARNS SCHOLARSHIP

Sophomore guard Willie Herenton was awarded an athletic scholarship for the spring semester on Jan. 18 by Miami head coach Jim Larrañaga.

Herenton served as a team manager last season before joining the team as a student-athlete last summer.

GAK OUT FOR SEASON

Redshirt freshman forward Deng Gak will miss the remainder of the season after suffering a left-knee injury on Dec. 1 against Yale.

He had surgery Dec. 18 to repair the injured knee.

He averaged 2.5 ppg and 4.1 rpg in eight games. He made his first career start against Yale and played a season-high 19 minutes in that contest.

CANES SIGN TWO TO 2019-20 NLI

Miami announced Nov. 14 the signing of Anthony Walker and Isaiah Wong to National Letters of Intent for the 2019-20 school year.

Walker and Wong are four-star recruits and rated among the top 100 players nationally in the Rivals recruiting rankings. Walker is a 6-foot-9, 210-pound power forward from Nottingham, Md. Wong is a 6-foot-3, 170-pound guard from Trenton, N.J.

Isaiah Wong (6-3, 170, Guard, Trenton, N.J.)

- Athletic combo guard is consensus 4-star recruit
- Ranked No. 71 nationally, No. 10 guard by Rivals
- Also ranked No. 78 nationally, No. 16 guard and No. 3 recruit in New Jersey on ESPN100 list
- 22.2 ppg, 6.9 rpg, 3.3 apg last year for Monsignor Bonner/Archbishop Prendergast Catholic HS
- Played for AAU team WE-R1 last year; averaged 19.3 ppg and shot 45 percent from 3-point range
- Picked Miami over Villanova, UConn, Clemson and Pittsburgh

Anthony Walker (6-9, 210, F, Nottingham, Md.)

- Rated as 4-star recruit by Rivals; listed No. 76 nationally by Rivals and No. 17 power forward
- Helped Perry Hall (Baltimore, Md.) to back-to-back state championships, including its first-ever state championship in 2016-17
- Averaged 18.0 ppg and 7.0 rpg for Perry Hall
- Transferred to Brewster Academy for senior year
- Plays for Baltimore's Team BBC AAU program
- Picked Miami over Pitt, Illinois and Boston College

MILLER JR. TO REDSHIRT

Junior center Rodney Miller Jr. will redshirt the 2018-19 season.

Miller lost 25 pounds during the offseason.

He averaged 1.1 points in 3.6 minutes per game in 30 games during his first two seasons.

CANES TO VISIT ITALY IN AUGUST

The UM men's basketball team will head abroad next summer as the Canes will take a foreign tour of Italy from August 9-18, 2019.

The 10-day tour will include visits to Rome, Florence and Como. The Canes are scheduled to play four exhibition games, with at least one at each stop on the trip.

Once every four years, college basketball programs are permitted to embark on a foreign tour and given 10 extra summer practices to prepare.

Miami's last foreign tour was to Spain in 2014.

CANES AIM TO BUILD ON ACC SUCCESS

Miami scored 10 or more league victories in five of Jim Larrañaga's first seven years, including the last four seasons.

The Canes join Virginia, Duke and UNC as the lone teams to win 10 or more ACC games each of the last four years.

Prior to Larrañaga's arrival, Miami never had won 10 ACC games in a season.

Miami finished with 11 ACC wins last season, its third-most conference wins since joining the league in 2004-05.

IN THE POLLS (MARCH 4)

ASSOCIATED PRESS		USA TODAY COACHES	
Rk	Team	Rk	Team
1	Gonzaga (42)	1	Gonzaga (27)
2	Virginia (21)	2	Virginia (5)
3	North Carolina	3	North Carolina
4	Duke (1)	4	Duke
5	Tennessee	5	Tennessee
6	Kentucky	6	Kentucky
7	Michigan	7	Michigan
8	Texas Tech	8	Texas Tech
9	Michigan State	9	Purdue
10	LSU	10	LSU
11	Purdue	11	Michigan State
12	Houston	12	Houston
13	Kansas	13	Florida State
14	Florida State	14	Kansas
15	Virginia Tech	15	Marquette
16	Marquette	16	Virginia Tech
17	Nevada	17	Kansas State
18	Kansas State	18	Nevada
19	Buffalo	19	Cincinnati
20	Cincinnati	20	Buffalo
21	Wisconsin	21	Wisconsin
22	Wofford	22	Wofford
23	Villanova	23	Villanova
24	Maryland	24	Maryland
25	UCF	25	Iowa State

2018-19 Miami opponents listed in *italics*

MIAMI IN THE POLLS

Date	AP	USA Today	NET	KenPom
Pre	RV (10)	RV (2)	-	21
Nov. 12	RV (16)	n/a	-	20
Nov. 19	RV (18)	RV (22)	-	22
Nov. 26	RV (10)	RV (30)	63	22
Dec. 3	NR	NR	84	35
Dec. 10	NR	NR	107	45
Dec. 17	NR	NR	103	46
Dec. 24	NR	NR	80	48
Dec. 31	NR	NR	92	56
Jan. 7	NR	NR	93	67
Jan. 14	NR	NR	90	68
Jan. 21	NR	NR	96	71
Jan. 28	NR	NR	116	103
Feb. 4	NR	NR	110	93
Feb. 11	NR	NR	88	73
Feb. 18	NR	NR	90	74
Feb. 25	NR	NR	88	68
March 4	NR	NR	93	72

*NOTE: Votes in parentheses

WHO'S GONE

Miami lost three players from its 2017-18 squad, each of whom started at least 18 games: Lonnie Walker IV, Bruce Brown Jr. and Ja'Quan Newton.

Walker was an Honorable Mention All-ACC pick and ACC All-Freshman Team honoree last year. He was selected 18th overall in the NBA Draft by the San Antonio Spurs.

Brown started 19 games before missing the remainder of the season with a foot injury. He was picked 42nd overall in the NBA Draft by Detroit.

Newton played in 127 career games (seventh in program history) and finished with 1,134 career points.

PROGRAM EARNS PERFECT GSR

The Miami men's basketball program earned its first perfect GSR rating, coming in 19 percent above the NCAA average of 81 percent.

The GSR measures graduation rates at Division I institutions and includes students transferring into the institutions. The most recent Division I Graduation Success Rates are based on the four entering classes from 2008-09 to 2011-12.

TEAM CAPTAINS

Miami has six team co-captains this season: Dewan Hernandez, Ebuka Izundu, Zach Johnson, Anthony Lawrence II, Chris Lykes and DJ Vasiljevic. Hernandez, Lawrence and Vasiljevic are team captains for the second straight season.

SELLING OUT THE WATSCO CENTER

Miami sold out its season ticket allotment for all home games at the Watsco Center for each of the last three seasons.

Fans bought over 5,500 season tickets for each of the last three years, more than doubling the total number of season tickets sold in Jim Larrañaga's first season in Coral Gables.

Season Tickets Per Year (Under Larrañaga)

2017-18: 5,986 2016-17: 5,965 2015-16: 5,500
2014-15: 3,427 2013-14: 3,674 2012-13: 2,372
2011-12: 2,251

COACHING COORDINATORS

Miami's assistant coaching staff is set up in a coordinator system. Adam Fisher serves as the team's offensive coordinator, while Chris Caputo handles the defense. Pooh Williamson manages the scout for every opponent.

ANOTHER 20-WIN CAMPAIGN UNDER LARRAÑAGA

Miami recorded 22 wins last season, its sixth 20-win campaign in seven years under Jim Larrañaga, and tied for the 10th most wins in a season in school history.

He is the first coach in program history to post six 20-win seasons. Bruce Hale (1954-67) recorded five 20-win campaigns from 1954-67.

10 COMMITMENTS OF MIAMI BASKETBALL

- We will set our defense every time.
- We will pressure the man with the ball.
- We will pack the lane to prevent penetration.
- We will contest all shots, hands high. Without fouling.
- We will block out, rebound and run.
- We will run for layups and open threes.
- We will share the ball.
- We will penetrate the defense.
- We will create good shots both inside and outside.
- We will attack the offensive boards.

DRAFT SUCCESS

For just the third time in program history, Miami had two student-athletes selected in the NBA Draft last season. The others were 1968 and 1970.

Lonnie Walker IV was chosen 18th overall by the San Antonio Spurs.

Bruce Brown Jr. was picked in the second round by Detroit with the 42nd overall pick.

MIAMI'S RECORD WHEN ...

Record	2018-19		Larrañaga	
	All	ACC	At UM	ACC
All games	12-16	4-12	173-95	79-61
Home	10-5	4-4	98-30	48-22
Away	0-9	0-8	48-45	31-39
Neutral	2-2	-	28-20	-
November	5-2	-	40-11	-
December	3-2	-	36-12	2-1
January	1-7	1-7	31-29	29-29
February	3-4	3-4	41-25	41-25
March	0-1	0-1	25-17	8-6
April	0-0	-	0-1	0-0
vs. Top-10 opponents	0-3	0-3	8-18	7-15
vs. Top-25 (includes Top-10)	0-8	0-8	19-43	13-33
vs. RV opponents (either poll)	1-2	1-2	15-8	8-4
vs. Teams over .500 on game day	6-14	2-11	109-85	58-54
vs. Teams under .500 on game day	3-1	1-1	39-8	16-7
vs. Teams at .500 on game day	3-1	1-0	21-2	5-0
While UM in Top 25	0-0	0-0	58-25	29-17
While UM is RV (only)	5-3	0-0	50-18	20-9
Leading at halftime	8-4	2-3	129-21	55-17
Trailing at halftime	4-10	2-8	35-66	20-39
Tied at halftime	0-2	0-1	9-8	3-5
In overtime games	0-0	0-0	8-8	5-4
Single overtime	0-1	0-1	5-7	3-3
Double overtime	0-0	0-0	3-1	2-1
Leading w/2:00 left in regulation	12-1	4-1	159-11	71-6
Trailing w/2:00 left in regulation	0-14	0-11	11-80	6-64
Tied w/2:00 left in regulation	0-1	0-0	3-2	1-1
UM shoots 50% or better from field	5-1	0-0	71-8	24-3
UM shoots 40-49% from field	5-8	3-6	82-33	45-27
UM shoots under 40% from field	2-7	1-6	21-54	10-31
Opp. shoots 50% or better from field	0-6	0-3	14-33	9-20
Opp. shoots 40-49% from field	5-8	2-7	74-42	39-27
Opp. shoots under 40% from field	7-1	2-1	87-18	32-12
UM shoots 70% or better from line	9-11	4-10	107-50	50-33
UM shoots less than 70% from line	3-5	0-3	66-44	38-26
UM makes more 3-point FGs	8-6	3-3	95-38	44-29
UM makes fewer 3-point FGs	1-8	0-7	48-41	24-26
3-point FGs are even	3-2	1-2	21-9	11-6
4+ Canes in double figures	9-9	2-6	90-26	37-18
3 Canes in double figures	2-5	1-4	62-33	33-17
2 or fewer Canes in double figures	1-2	1-2	21-36	9-26
Outrebounding opponent	7-3	2-2	112-30	44-20
Opp. outrebounds UM	4-12	2-10	53-63	32-39
Tied in rebounds	1-0	0-0	7-1	3-1
UM records 10 or more steals	4-3	2-3	25-9	9-6
UM records 15 or more assists	5-1	2-1	58-6	26-5
UM commits fewer than 15 turnovers	8-12	2-9	145-74	66-50
UM commits 15 or more turnovers	3-4	1-3	25-14	10-11
UM commits fewer turnovers than opp.	9-8	2-6	97-37	44-23
UM commits more turnovers than opp.	3-6	2-5	58-40	26-27
Tied in turnovers	0-2	0-1	15-17	9-11
UM scores 59 points or fewer	0-5	0-4	13-43	7-28
UM scores 60-69 points	2-2	2-2	44-28	25-14
UM scores 70-79 points	5-6	1-3	67-19	29-15
UM scores 80-89 points	4-3	1-2	35-4	13-3
UM scores 90-99 points	1-0	0-0	13-1	4-1
UM scores 100 or more points	0-0	0-0	1-0	0-0
Playing during morning	2-0	0-0	3-1	-
Playing during afternoon	5-4	2-4	57-33	33-25
Playing in evening (5 p.m. or later)	5-12	2-8	111-60	46-36
Games decided by 3 points or fewer	2-4	1-2	24-19	15-12
Games decided by 4-10 points	2-6	0-5	52-39	28-30
Games decided by 11-19 points	4-4	3-3	57-26	25-12
Games decided by 20+ points	4-2	0-2	40-10	11-6

LARRAÑAGA 11TH IN WINS AMONG ACTIVE D-I NCAA COACHES

Entering the season, Jim Larrañaga ranked 11th in career wins among active Division I coaches with 631. Of those 11, four are in the Naismith Memorial Basketball Hall of Fame, including three from the Atlantic Coast Conference.

Now in his 35th season as a head coach, Larrañaga ranks 44th in all-time NCAA victories among Division I head coaches.

In his career, Larrañaga won 27 games at American International, 170 at Bowling Green and 273 at George Mason, and he now has 173 at Miami. He is one of 15 coaches all-time with 100 or more wins at three D-I schools, four of whom are actively coaching.

WINNINGEST ACTIVE COACHES*

(minimum five years as Division I head coach)

Rank	Coach	Wins
1.	Mike Krzyzewski, Duke	1,100
2.	Jim Boeheim, Syracuse	926
3.	Bob Huggins, West Virginia	845
4.	Roy Williams, North Carolina	842
5.	Rick Byrd, Belmont	778
6.	Cliff Ellis, Coastal Carolina	749
7.	John Beilein, Michigan	724
8.	John Calipari, Kentucky	678
9.	Rick Barnes, Tennessee	661
10.	Bill Self, Kansas	654
11.	Jim Larrañaga, Miami	631

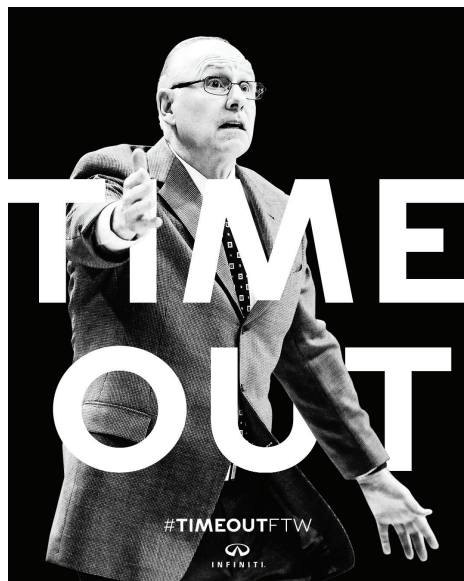
*as of start of 2018-19 season

LARRAÑAGA AND CAPUTO IN 17TH YEAR TOGETHER

Head coach Jim Larrañaga and associate head coach Chris Caputo are in their 17th season together, dating back to their time at George Mason.

Caputo started on Larranaga's staff as the video coordinator for the 2002-03 season, and along the way, the native of Elmhurst, N.Y., was an assistant coach and is now the associate head coach for the Hurricanes. Caputo helped the 2006 GMU team to the NCAA Final Four and has made five total NCAA Tournament appearances with Larrañaga.

Both Caputo and Larrañaga attended Archbishop Molloy (N.Y.) High School and played for legendary head coach Jack Curran.



VOTE LARRAÑAGA

This NCAA basketball season, @INFINITIUSA is giving \$1M to @CoachesVsCancer. Fans can show their support in the fight against cancer by voting for University of Miami head coach Jim Larrañaga at InfinitiTimeout.com.

Fans also can show support by posting of photo of themselves taking a timeout and include #CoachJimLarranaga on Instagram or Twitter.

The program lasts until March 11.

RECORDS WATCH

CAREER 3-POINT FIELD GOALS MADE

1.	Jack McClinton, 2006-09	286
2.	Steven Edwards, 1992-96	265
3.	Darius Rice, 2000-04	260
4.	Robert Hite, 2002-06	228
5.	Malcolm Grant, 2009-12	223
6.	Adrian Thomas, 2005-11	204
7.	Davon Reed, 2013-17	202
8.	DJ Vasiljevic, 2016-present	188
9.	Rion Brown, 2010-14	174
	Guillermo Diaz, 2003-06	174

3-POINT FIELD GOALS ATTEMPTED

1.	Steven Edwards, 1992-96	766
2.	Darius Rice, 2000-04	755
3.	Jack McClinton, 2006-09	650
4.	Robert Hite, 2002-05	593
5.	Malcolm Grant, 2009-12	576
6.	Rion Brown, 2010-14	523
7.	Adrian Thomas, 2005-11	521
8.	Davon Reed, 2013-17	512
9.	DJ Vasiljevic, 2016-present	496
10.	Johnny Hemsley, 1996-2000	487

CAREER 3-POINT FG PERCENTAGE (MIN. 75 ATT.)

1.	Jack McClinton, 2006-09 (286-650)	.440
2.	Manu Lecomte, 2014-15 (79-182)	.434
3.	Thomas Hocker, 1987-90 (53-125)	.424
4.	Trevor Burton, 1989-93 (75-189)	.397
5.	Davon Reed, 2013-17 (202-512)	.395
6.	Adrian Thomas, 2005-11 (204-521)	.392
7.	Malcolm Grant, 2009-12 (223-576)	.387
8.	Trey McKinney Jones, 2011-13 (99-257)	.385
9.	Robert Hite, 2002-06 (228-593)	.384
10.	James Jones, 1999-2003 (124-324)	.383

--
DJ Vasiljevic, 2016-present (188-496) .379

CAREER STEALS

1.	Kevin Norris, 1994-98	208
2.	Vernon Jennings, 1996-2000	199
3.	John Salmons, 1998-2002	192
4.	Robert Hite, 2002-06	187
5.	Jerome Scott, 1988-92	187
6.	Jake Morton, 1988-93	167
7.	Durand Scott, 2009-13	166
8.	Kevin Presto, 1985-89	154
9.	Anthony Lawrence II, 2015-present	141
	Mike Simmons, 1998-2003	141

GAMES PLAYED

1.	Tonye Jekiri, 2012-16	139
2.	Rion Brown, 2010-14	136
3.	Durand Scott, 2009-13	132
4.	Davon Reed, 2013-17	131
5.	Brian Asbury, 2005-09	130
6.	Julian Gamble, 2008-13	129
7.	Anthony Lawrence II, 2015-present	126
	Anthony King, 2003-08	126
9.	Elton Tyler, 1997-2000, 2001-02	124
	John Salmons, 1998-2002	124

TEAM HIGHS/LOWS

MIAMI - TEAM GAME HIGHS

POINTS	96	STEPHEN F. AUSTIN (11/13/18)
FG MADE	37	STEPHEN F. AUSTIN (11/13/18)
FIELD GOAL ATT.	69	STEPHEN F. AUSTIN (11/13/18)
FIELD GOAL PCT.	.545 (24-44)	CAMPBELL (12/29/18)
	.545 (30-55)	vs Seton Hall (11/25/18)
	.545 (30-55)	vs La Salle (11/22/18)
3 PT FG MADE	14	at North Carolina (2/9/19)
	14	LEHIGH (11/9/18)
3 PT FG ATT.	32	LEHIGH (11/9/18)
3 PT FG PCT.	.500 (12-24)	STEPHEN F. AUSTIN (11/13/18)
FT MADE	24	at Wake Forest (2/26/19)
FT ATT.	32	LEHIGH (11/9/18)
FT PCT.	1.000 (7-7)	at North Carolina (2/9/19)
REBOUNDS	45	LEHIGH (11/09/18)
ASSISTS	22	STEPHEN F. AUSTIN (11/13/18)
STEALS	11	at Duke (3/2/19)
	11	VIRGINIA TECH (1/30/19)
BLOCKED SHOTS	9	LEHIGH (11/9/18)
TURNOVERS	19	vs La Salle (11/22/18)
FOULS	20	vs Fresno State (11/23/18)

OPPONENT - GAME HIGHS

POINTS	90	at Louisville (1/6/19)
FG MADE	36	at Duke (3/2/19)
FIELD GOAL ATT.	69	at Louisville (1/6/19)
FIELD GOAL PCT.	.596 (34-57)	at Penn (12/4/18)
3 PT FG MADE	14	at Syracuse (1/24/19)
3 PT FG ATT.	32	CAMPBELL (12/29/18)
3 PT FG PCT.	.600 (12-20)	FLORIDA STATE (1/27/19)
FT MADE	19	at Wake Forest (2/26/19)
FT ATT.	23	at Wake Forest (2/26/19)
FT PCT.	1.000 (15-15)	CLEMSON (2/13/19)
REBOUNDS	51	NC STATE (1/3/19)
ASSISTS	26	NORTH CAROLINA (1/19/19)
STEALS	12	CAMPBELL (12/29/18)
BLOCKED SHOTS	11	at Syracuse (1/24/19)
TURNOVERS	20	vs Fresno State (11/23/18)
FOULS	25	vs Fresno State (11/23/18)

MIAMI - GAME LOWS

POINTS	46	at Virginia (2/2/19)
FG MADE	17	at Virginia (2/2/19)
FIELD GOAL ATT.	44	CAMPBELL (12/29/18)
FIELD GOAL PCT.	.338 (22-65)	RUTGERS (11/28/18)
3 PT FG MADE	4	at Boston College (2/17/19)
	4	NOTRE DAME (2/6/19)
	4	at Virginia (2/2/19)
	4	at Florida State (1/9/19)
3 PT FG ATT.	18	at Florida State (1/9/19)
3 PT FG PCT.	.154	at Boston College (2/17/19)
FT MADE	3	RUTGERS (11/28/18)
FT ATT.	5	NOTRE DAME (2/6/19)
FT PCT.	.429 (3-7)	RUTGERS (11/28/18)
REBOUNDS	23	NORTH CAROLINA (1/19/19)
ASSISTS	6	at Virginia (2/2/19)
STEALS	2	at Penn (12/4/18)
BLOCKED SHOTS	0	at Florida State (1/9/19)
	0	at Louisville (1/6/19)
TURNOVERS	7	CLEMSON (2/13/19)
	7	at Virginia (2/2/19)
	7	at Penn (12/4/18)
FOULS	8	at Syracuse (1/24/19)

OPPONENT - GAME LOWS

POINTS	47	NOTRE DAME (2/6/19)
FG MADE	18	NOTRE DAME (2/6/19)
FIELD GOAL ATT.	52	at Virginia (2/2/19)
FIELD GOAL PCT.	.321 (18-56)	NOTRE DAME (2/6/19)
3 PT FG MADE	2	vs La Salle (11/22/18)
3 PT FG ATT.	13	STEPHEN F. AUSTIN (11/13/18)
3 PT FG PCT.	.080 (2-25)	vs La Salle (11/22/18)
FT MADE	3	RUTGERS (11/28/18)
FT ATT.	6	RUTGERS (11/28/18)
FT PCT.	.500 (3-6)	RUTGERS (11/28/18)
REBOUNDS	28	VIRGINIA TECH (1/30/19)
	28	at Syracuse (1/24/19)
	28	vs La Salle (11/22/18)
ASSISTS	6	LEHIGH (11/9/18)
STEALS	1	at Louisville (1/6/19)
BLOCKED SHOTS	0	WAKE FOREST (1/12/19)
	0	CAMPBELL (12/29/18)
	0	FLORIDA ATLANTIC (12/22/18)
TURNOVERS	6	at Syracuse (1/24/19)
FOULS	8	at Syracuse (1/24/19)

INDIVIDUAL HIGHS

MIAMI INDIVIDUAL GAME HIGHS

Points	28	Chris Lykes vs NC State (1/3/19)
Field Goals Made	11	Ebuka Izundu vs Stephen F. Austin (11/13/18)
Field Goal Att.	23	Chris Lykes at North Carolina (2/9/19)
FG Pct (min 5 made)	1.000 (7-7)	Ebuka Izundu vs Notre Dame (2/6/19)
3-Point FG Made	6	Chris Lykes at Wake Forest (2/26/19)
3-Point FG Att.	11	DJ Vasiljevic vs. Georgia Tech (2/23/19)
	11	Chris Lykes at North Carolina (2/9/19)
Free Throws Made	14	Chris Lykes vs Wake Forest (1/12/19)
Free Throw Att.	14	Chris Lykes vs Wake Forest (1/12/19)
Rebounds	19	Ebuka Izundu vs Stephen F. Austin (11/13/18)
Assists	9	Anthony Lawrence vs. Georgia Tech (2/26/19)
Steals	4	Ebuka Izundu at Duke (3/2/19)
Blocked Shots	4	Ebuka Izundu vs HBU (12/19/18)
	4	Ebuka Izundu vs Stephen F. Austin (11/13/18)
Turnovers	6	Chris Lykes at North Carolina (2/9/19)
	6	Anthony Lawrence vs Wake Forest (1/12/19)
	6	Chris Lykes vs Campbell (12/29/18)
Minutes	41	Chris Lykes at North Carolina (2/9/19)

OPPONENT INDIVIDUAL GAME HIGHS

Points	33	Coby White, at North Carolina (2/9/19)
Field Goals Made	11	Coby White, North Carolina (2/9/19)
	11	Nickeil Alexander-Walker, Va. Tech (1/30/19)
	11	Malik Maitland, Bethune-Cookman (11/17/18)
Field Goal Att.	21	Chris Clemons, Campbell (12/29/18)
	21	Braxton Huggins, Fresno State (11/23/18)
FG Pct (min 5 made)	1.000 (8-8)	Michael Nzei, Seton Hall (11/25/18)
3-Point FG Made	7	Coby White, at North Carolina (2/9/19)
3-Point FG Att.	12	Brandon Childress, at Wake Forest (2/26/19)
	12	Myles Powell, Seton Hall (11/25/18)
Free Throws Made	9	Marquise Reed, Clemson (2/13/19)
Free Throw Att.	11	Jaylen Hoard, at Wake Forest (2/26/19)
Rebounds	15	Nate Grimes, Fresno State (11/23/18)
Assists	9	Ryan McMahon, at Louisville (1/6/19)
Steals	6	Tre Jones, at Duke (3/2/19)
	6	Nickeil Alexander-Walker, Va. Tech (1/30/19)
Blocked Shots	5	Paschal Chukwu, at Syracuse (1/24/19)
Turnovers	8	Lance Tejada, Lehigh (11/9/18)

MIAMI'S LARGEST IN 2018-19

Lead.....	40 (2H) vs. Stephen F. Austin, 11/13
Deficit.....	32 (2H) at Duke, 3/2
Halftime Lead	31 vs. La Salle, 11/22
Halftime Deficit	28 at Duke, 3/2
Margin of Victory	38 vs. Stephen F. Austin, 11/13
Margin of Defeat	30 at Duke, 3/2
Deficit in Win	9 (1H) vs. Notre Dame, 2/6
Halftime Deficit in Win	4 vs. Fresno State, 11/23
Lead in Loss	15 (1H) at Louisville, 1/6
	15 (2H) vs. Yale, 12/1
Halftime Lead in Loss	10 vs. Yale, 12/1
Most Points in First Half.....	53 vs. Stephen F. Austin, 11/13
Fewest Points in First Half.....	19 at Duke, 3/2
Opponent Most Points in 1st Half	50 at Penn, 12/4
Opponent Fewest Points in 1st Half	23 vs. Georgia Tech, 2/23
	23 vs. Notre Dame, 2/6
	23 vs. FAU, 12/22
Most Points in 2nd Half.....	48 vs. Bethune-Cookman, 11/17
Fewest Points in 2nd Half.....	24 at Syracuse, 1/24
	24 vs. Yale, 12/1
Opponent Most Points in 2nd Half.....	50 at Louisville, 1/6
	50 vs. NC State, 1/3
Opponent Fewest Points in 2nd Half.....	24 vs. Notre Dame, 2/6

MIAMI'S MOST POINTS FROM

Turnovers.....	30, SFA, 11/13
Paint	46, SFA, 11/13
Second Chance	22, Georgia Tech, 2/23
Fast Break	17, Wake Forest, 2/26
Bench	26, 3 times, last vs. NC State, 1/3

OPPONENTS' MOST POINTS FROM

Turnovers.....	22, Virginia Tech, 1/30
Paint	58, at Duke, 3/2
Second Chance	24, Wake Forest, 1/12
Fast Break	25, at Wake Forest, 2/26
Bench	41, at Florida State, 1/9

2018-19 STARTERS BY GAME

Opp.	Guard	Guard	Guard	Forward	Center
Lehigh	Lykes	Vasiljevic	Lawrence	Waardenburg	Izundu
SFA	Lykes	Vasiljevic	Lawrence	Waardenburg	Izundu
BCU	Lykes	Vasiljevic	Lawrence	Waardenburg	Izundu
La Salle	Lykes	Vasiljevic	Lawrence	Waardenburg	Izundu
Fresno	Lykes	Vasiljevic	Lawrence	Waardenburg	Izundu
S. Hall	Lykes	Vasiljevic	Johnson	Lawrence	Izundu
Rutgers	Lykes	Vasiljevic	Johnson	Lawrence	Izundu
Yale	Lykes	Johnson	Lawrence	Gak	Izundu (1; 0-1)
Penn	Lykes	Vasiljevic	Lawrence	Waardenburg	Izundu
HBU	Lykes	Vasiljevic	Lawrence	Waardenburg	Izundu
FAU	Lykes	Vasiljevic	Lawrence	Waardenburg	Izundu
Campbell	Lykes	Vasiljevic	Lawrence	Waardenburg	Izundu
NC State	Lykes	Vasiljevic	Lawrence	Waardenburg	Izundu
at LOU	Lykes	Johnson	Mack	Lawrence	Izundu
at FSU	Lykes	Johnson	Mack	Lawrence	Izundu
Wake	Lykes	Johnson	Mack	Lawrence	Izundu
UNC	Lykes	Johnson	Mack	Lawrence	Izundu
at SYR	Lykes	Vasiljevic	Lawrence	Waardenburg	Izundu (11; 8-3)
FSU	Lykes	Johnson	Mack	Lawrence	Izundu (5; 1-4)
VT	Lykes	Vasiljevic	Johnson	Lawrence	Izundu
UVA	Lykes	Vasiljevic	Johnson	Lawrence	Izundu
ND	Lykes	Vasiljevic	Johnson	Lawrence	Izundu
at UNC	Lykes	Vasiljevic	Mack	Lawrence	Izundu (1; 0-1)
CLEM	Lykes	Vasiljevic	Johnson	Lawrence	Izundu
at BC	Lykes	Vasiljevic	Johnson	Lawrence	Izundu
GT	Lykes	Vasiljevic	Johnson	Lawrence	Izundu
at WF	Lykes	Vasiljevic	Johnson	Lawrence	Izundu
at Duke	Lykes	Vasiljevic	Johnson	Lawrence	Izundu (10; 3-7)

THE LAST TIME ...

Player Scored 30 Points

Miami Bruce Brown (30) vs. North Carolina, 1/28/17
Opponent Coby White (33) at North Carolina, 2/9/19

Player Scored 35 Points

Miami Jack McClinton (35) vs. North Carolina, 3/15/09
Opponent Xavier Rathan-Mayes (35) vs. Florida State, 2/25/15

Player Scored 40 Points

Miami Darius Rice (43) vs. Connecticut, 1/20/03
Opponent Sean Singletary (41) vs. Virginia, 3/1/08

Two Players Scored 20 Points

Miami DJ Vasiljevic (22), Chris Lykes (21), vs. Clemson, 2/9/19
Opponent Chaundee Brown (23), Brandon Childress (21), at Wake Forest, 2/26/19

Three Players Scored 20 Points

Miami Dwayne Collins (23), Brian Asbury (21), Jack McClinton (20) vs. Virginia Tech, 1/25/09
Opponent Travis Mays (40), Alvin Heggs (22), Lance Blanks (21), Texas, 2/22/89

Five (not 5+) Players Scored in Double Figures

Miami Chris Lykes (18), DJ Vasiljevic (15), Zach Johnson (12), Ebuka Izundu (10), Sam Waardenburg (10) vs. La Salle, 11/22/18
Opponent Cameron Johnson (22), Kenny Williams (16), Coby White (15), Luke Maye (14), Nassir Little (12) vs. North Carolina, 1/19/19

Six (not 6+) Players Scored in Double Figures

Miami Chris Lykes (18), Ja'Quan Newton (15), Dewan Huell (14), Lonnie Walker (13), Ebuka Izundu (12), DJ Vasiljevic (10) at North Carolina, 2/27/18
Opponent Phil Cofer (21), Braian Angola (18), CJ Walker (17), Terance Mann (14), MJ Walker (13), Christ Koumadje (13) at Florida State, 1/27/18

Seven+ Players Scored in Double Figures

Miami Sheldon McClellan (18), Ja'Quan Newton (15), James Palmer (14), Ebuka Izundu (11) Angel Rodriguez (11), Ivan Cruz Uceda (10), Anthony Lawrence Jr. (10) vs. Mississippi State 11/19/15

Player Grabbed 15 Rebounds

Miami Ebuka Izundu (19), vs. Stephen F. Austin, 11/13/18
Opponent Brice Johnson (15) vs. North Carolina, 2/20/16

Player Grabbed 20 Rebounds

Miami Reggie Johnson (20), vs. Florida Atlantic, 3/16/11
Opponent Kelly Wise (21), vs. Memphis, 12/21/00

Two Players Grabbed 10 Rebounds

Miami Anthony Lawrence II (12) & Ebuka Izundu (10) at Wake Forest, 2/26/19
Opponent RJ Barrett (10) & Marques Bolden (10) at Duke, 3/2/19

Three Players Grabbed 10 Rebounds

Miami Mark Richardson (11), Eric Brown (10), Joe Wylie (10) vs. FIU, 3/6/89
Opponent Matt Harpring (12), Dion Glover (10), Michael Maddox (10), Ga. Tech, 12/27/97

Player Had 10 Assists

Miami Bruce Brown (10), vs. Gardner-Webb, 11/10/17
Opponent John Gillon (11), at Syracuse, 1/4/17

Player Had 10 Blocks

Miami Anthony King (10) vs. Florida Atlantic, 11/29/04
Opponent Jarvis Varnado (10), Mississippi State, 12/13/07

Player Had a Double-Double

Miami Anthony Lawrence II (14 pts, 12 reb) at Wake Forest, 2/26/19
Opponent RJ Barrett (18 pts, 10 reb) & Marques Bolden (15 pts, 10 reb) at Duke, 3/2/19

Player Had a Triple-Double

Miami Bruce Brown (10 pts, 11 reb, 11 ast), vs. Gardner-Webb, 11/10/17
Opponent Brendan Haywood (18 pts, 14 reb, 10 blks), North Carolina, 12/4/00

Hit Last-Second Shot to Win Game

Miami Zach Johnson, jumper with 0.4 secs remaining vs. Clemson to win, 65-64, 2/13/19
Opponent Donte Ingram, Loyola Chicago, 3-pointer at buzzer to win, 64-62, in NCAA Tournament, 3/15/18

Two Players Had Double-Doubles

Miami Anthony Lawrence II (16 pts, 10 reb) & Ebuka Izundu (18 pts, 10 reb) vs. Georgia Tech, 2/23/19
Opponent RJ Barrett (18 pts, 10 reb) & Marques Bolden (15 pts, 10 reb) at Duke, 3/2/19

Team Scored 100 Points

Miami 105 vs. Mississippi State, 11/19/15
Opponent 103 at Florida State, 1/27/18

Team Scored 90-99 Points

Miami 96 vs. Stephen F. Austin, 11/13/18
Opponent 90 at Louisville, 1/6/19

Team Scored 50 Points in a Half

Miami 53 (1st half) vs. Stephen F. Austin, 11/13/18
Opponent 50 (2nd half) at Louisville, 1/6/19

Team Shot 50 Percent in Both Halves

Miami .583 (14-24) / .500 (10-20), vs. Campbell, 12/29/18
Opponent .563 (18-32) / .581 (18-31), at Duke, 3/2/19

Team Shot 60 Percent in a Half

Miami .667 (16-24), first half, vs. Seton Hall, 11/25/18
Opponent .640 (16-25), second half, at North Carolina, 2/9/19

Team Shot 70 Percent in a Half

Miami .720 (18-25), second half, vs. Middle Tennessee, 12/25/17

Team Shot 60 Percent in a Game

Miami .600 (30-50) vs. Middle Tennessee, 12/25/17
Opponent .600 (33-55) at Florida State, 1/27/18

Team Shot Less Than 30 Percent in a Game

Miami .293 (12-41) vs. Eastern Kentucky, 12/19/14
Opponent .290 (18-62) vs. South Carolina State, 12/6/16

Team Won by 50+ Points

Miami 50 vs. Nova Southeastern (108-58), 11/16/09
Opponent 53 vs. Notre Dame (126-73), 2/22/86

Team won by 40-49 Points

Miami 49 vs. Western Carolina (92-43), 11/11/16
Opponent 41 at North Carolina (105-64), 1/31/07

Team Won by 30-39 Points

Miami 36 vs. La Salle (85-49), 11/22/18
Opponent 30 at Duke (87-57), 3/2/19

Overtime

Miami won in overtime 78-75 (OT) vs. Louisville, 1/24/18
Miami lost in overtime 88-85 (OT) at North Carolina, 2/9/19

Rankings

Miami defeated a ranked opponent 91-88 at No. 9 North Carolina, 2/27/18
Miami lost to a ranked opponent 87-57 at No. 3 Duke, 3/2/19
Miami defeated a top 10 opponent 91-88 at No. 9 North Carolina, 2/27/18
Miami lost to a top 10 opponent 87-57 at No. 3 Duke, 3/2/19
Miami defeated a top 5 opponent 64-61 vs. No. 3 Virginia, 2/22/16
Miami lost to a top 5 opponent 87-57 at No. 3 Duke, 3/2/19

THE LAST TIME A MIAMI FRESHMAN ...

Scored 30 Points: Bruce Brown (30), vs. North Carolina, 1/28/17
Scored 20+ Points: Lonnie Walker IV (23), at Florida State, 1/27/18
Perfect from Field (5+ att): Reggie Johnson (RS), 8-of-8, vs. Wake Forest, 3/11/10
Perfect from 3-Pt (3+ att): Anthony Lawrence, 4-of-4, vs. Notre Dame, 2/3/16
10+ Rebounds: Bruce Brown, 12, vs. George Washington, 12/22/16
10+ Assists: Bruce Brown, 10, vs. South Carolina State, 12/6/16
5-9 Assists: Chris Lykes, 5, vs. Pitt, 1/31/18
5+ Steals: Shane Larkin, 6, vs. North Carolina, 1/10/12
4+ Blocks: Raphael Akpejiori, 4, McNeese State, 11/24/10
Double-Double: Bruce Brown (14 pts, 12 reb), vs. George Washington, 12/22/16
Triple-Double: Bruce Brown (11 pts, 11 reb, 10 ast), vs. South Carolina State, 12/6/16



JIM LARRAÑAGA

8TH SEASON AT MIAMI (173-95)
35TH SEASON AS HEAD COACH (643-429)

PERSONAL

Hometown Bronx, N.Y.
Born Oct. 2, 1949
Family Wife: Liz, Sons: Jay and Jon
Grandchildren: Tia, James, Jon Temple, Henry
Education Providence College, 1971, B.A. Economics
Archbishop Molloy High School, 1967

PLAYING CAREER

Geronemo Basketball Club (Belgium), 1976-77
Providence College, 1967-71
Archbishop Molloy, 1963-67

COACHING EXPERIENCE

Head Coach

2011-present Miami
1997-2011 George Mason
1986-97 Bowling Green
1977-79 American International

Assistant Coach

1979-86 Virginia
1971-76 Davidson

Player/Coach

1977 Geronemo Basketball Club (Belgium)

IN THE HISTORY BOOKS

- 11th winningest active Division I head coach
- 44th in wins all-time among Division I head coaches
- Owns second-most coaching wins in Miami program history
- 13th in career ACC home game win percentage (.685, 48-22)
- 16th in career wins in ACC games (88)
- 21st in career wins while in ACC (173)

COACHING HONORS

AP, Naismith, Iba, Rupp Coach of the Year, 2013
NABC All-District II, 2013
USBWA District IV Coach of the Year, 2013, 2016
Clair Bee National Coach of the Year, 2006
ACC Coach of the Year, 2013, 2016
CAA Coach of the Year, 1999, 2011
MAC Coach of the Year, 1997

TEAM HONORS

18 Postseason appearances
Nine NCAA tournament appearances
1999, 2001, 2006, 2008, 2011, 2013, 2016, 2017, 2018
Three Sweet 16 appearances ('06, '13, '16), One Final Four ('06)
Eight postseason NIT appearances
1990, 1991, 1997, 2002, 2004, 2009, 2012, 2015
12 20-win seasons

NOTABLE NBA PLAYERS COACHED

Lance Blanks (UVA) Frank Booker (BGSU) Bruce Brown Jr. (UM)
Rick Carlisle (UVA) Antonio Daniels (BGSU) Jeff Jones (UVA)
Andrew Kennedy (UVA) Jeff Lamp (UVA) Shane Larkin (UM)
Lewis Latimore (UVA) Sheldon Mac (UM) Jason Miskiri (GMU)
Olden Polynice (UVA) Lee Raker (UVA) Davon Reed (UM)
Ralph Sampson (UVA) Tom Sheehy (UVA) Clinton Venable (BGSU)
Lonnie Walker IV (UM) Othell Wilson (UVA)

STUDENT-ATHLETE HONORS

At Miami

- One All-American
- One USBWA All-District IV selection
- One Basketball Times All-District
- One ACC Player of the Year
- One ACC Defensive Player of the Year
- One ACC Tournament MVP
- 14 All-ACC postseason selections
- Five ACC-All-Defensive Team selections
- One ACC All-Rookie Team selection
- Four ACC Academic Honor Roll picks
- Seven ACC Players of the Week
- One ACC Rookie of the Week
- Six ACC All-Tournament team selections
- Two NIT All-Tournament Team picks
- Two NABC Honors Court selections

Prior to Miami

- Two All-Americans
- 28 All-CAA selections
- Nine CAA All-Defensive Team picks
- Eight CAA All-Rookie Team picks
- Three Dean Ehlers Award winners (given to CAA player who best meets criteria of academic achievement, leadership and community service)
- 12 All-MAC selections
- Two MAC Freshman of Year selections
- Four MAC All-Freshman Team picks

YEAR-BY-YEAR RESULTS

Year	School	Overall		Conference	
		W-L	W-L	Finish	Postseason
1977-78	American Int'l	14-13	-	-	-
1978-79	American Int'l	13-13	-	-	-
AIC Totals		27-26	-		
1986-87	Bowling Green	15-14	10-6	3	-
1987-88	Bowling Green	12-16	7-9	t-5	-
1988-89	Bowling Green	13-15	6-10	t-6	-
1989-90	Bowling Green	18-11	9-7	t-3	NIT First Round (0-1)
1990-91	Bowling Green	17-13	9-7	t-4	NIT First Round (0-1)
1991-92	Bowling Green	14-15	8-8	5	-
1992-93	Bowling Green	11-16	8-10	t-6	-
1993-94	Bowling Green	18-10	12-6	t-2	-
1994-95	Bowling Green	16-11	10-8	t-5	-
1995-96	Bowling Green	14-13	9-9	t-6	-
1996-97	Bowling Green	22-10	13-5	t-1	NIT First Round (0-1)
BGSU Totals		170-144	101-85 (MAC)		
1997-98	George Mason	9-18	6-10	6	-
1998-99	George Mason	19-11	13-3	1	NCAA First Round (0-1)
1999-00	George Mason	19-11	12-4	t-1	-
2000-01	George Mason	18-12	11-5	3	NCAA First Round (0-1)
2001-02	George Mason	19-10	13-5	2	NIT First Round (0-1)
2002-03	George Mason	16-12	11-7	4	-
2003-04	George Mason	23-10	12-6	3	NIT Third Round (2-1)
2004-05	George Mason	16-13	10-8	6	-
2005-06	George Mason	27-8	15-3	t-1	NCAA Final Four (4-1)
2006-07	George Mason	18-15	9-9	5	-
2007-08	George Mason	23-11	12-6	2	NCAA First Round (0-1)
2008-09	George Mason	22-11	13-5	2	NIT First Round (0-1)
2009-10	George Mason	17-15	12-6	4	CIT First Round (0-1)
2010-11	George Mason	27-7	16-2	1	NCAA Second Round (1-1)
GMU Totals		273-164	165-79 (CAA)		
2011-12	Miami	20-13	9-7	t-4	NIT Second Round (1-1)
2012-13	Miami	29-7	15-3	1	NCAA Sweet 16 (2-1)
2013-14	Miami	17-16	7-11	10	-
2014-15	Miami	25-13	10-8	6	NIT Finals (4-1)
2015-16	Miami	27-8	13-5	t-2	NCAA Sweet 16 (2-1)
2016-17	Miami	21-12	10-8	t-7	NCAA First Round (0-1)
2017-18	Miami	22-10	11-7	t-3	NCAA First Round (0-1)
2018-19	Miami	12-16	4-12		
UM Totals		173-95	79-61 (ACC)		
OVERALL		643-429	345-225		9 NCAA, 8 NIT, 1 CIT
2 years	American Int'l	27-26 (.509)			
11 years	Bowling Green	170-144 (.541)			
14 years	George Mason	273-164 (.625)			
8 years	Miami	173-95 (.646)			
35 years		643-429 (.600)			

2018-19 Miami Men's Basketball
Miami Combined Team Statistics (as of Mar 02, 2019)
All games

RECORD:	OVERALL	HOME	AWAY	NEUTRAL
ALL GAMES	12-16	10-5	0-9	2-2
CONFERENCE	4-12	4-4	0-8	0-0
NON-CONFERENCE	8-4	6-1	0-1	2-2

##	Player	gp-gs	min	avg	Total		3-Point		F-Throw		Rebounds			pf	dq	a	to	blk	stl	pts	avg	
					fg-fga	fg%	3fg-fga	3fg%	ft-fga	ft%	off	def	tot									avg
00	Chris Lykes	28-28	955	34.1	153-371	.412	53-167	.317	102-133	.767	11	63	74	2.6	62	0	86	82	1	39	461	16.5
05	Zach Johnson	28-16	876	31.3	113-293	.386	31-104	.298	79-119	.664	11	75	86	3.1	56	0	68	55	11	49	336	12.0
03	Anthony Lawrence	28-28	924	33.0	119-265	.449	44-130	.338	54-73	.740	23	148	171	6.1	56	0	84	73	22	36	336	12.0
01	DJ Vasiljevic	28-22	879	31.4	104-259	.402	70-187	.374	38-41	.927	25	100	125	4.5	47	0	37	25	1	16	316	11.3
15	Ebuka Izundu	28-28	783	28.0	128-197	.650	1-3	.333	48-67	.716	100	141	241	8.6	87	5	27	40	36	25	305	10.9
21	Sam Waardenburg	28-11	701	25.0	52-125	.416	19-52	.365	39-52	.750	31	65	96	3.4	59	0	34	35	11	15	162	5.8
13	Anthony Mack	24-6	365	15.2	24-79	.304	17-57	.298	1-2	.500	6	21	27	1.1	23	0	19	13	2	8	66	2.8
22	Deng Gak	8-1	117	14.6	8-24	.333	0-1	.000	4-10	.400	16	17	33	4.1	15	0	5	3	9	1	20	2.5
02	Willie Herenton	13-0	24	1.8	4-7	.571	4-6	.667	2-2	1.000	0	1	1	0.1	2	0	0	0	0	0	14	1.1
10	Dominic Proctor	1-0	1	1.0	0-0	.000	0-0	.000	0-0	.000	0	0	0	0.0	0	0	0	0	0	0	0	0.0
Team											31	47	78		1		9					
Total.....		28	5625		705-1620	.435	239-707	.338	367-499	.735	254	678	932	33.3	408	5	360	335	93	189	2016	72.0
Opponents.....		28	5622		748-1670	.448	219-650	.337	271-369	.734	293	729	1022	36.5	480	12	396	387	85	168	1986	70.9

TEAM STATISTICS	UM	OPP	Date	Opponent	Score	Att.
SCORING	2016	1986	11/09/18	LEHIGH	W 83-62	6799
Points per game	72.0	70.9	11/13/18	STEPHEN F. AUSTIN	W 96-58	6066
Scoring margin	+1.1	-	11/17/18	BETHUNE-COOKMAN	W 78-70	6322
FIELD GOALS-ATT	705-1620	748-1670	1 11/22/18	vs La Salle	W 85-49	866
Field goal pct	.435	.448	1 11/23/18	vs Fresno State	W 78-76	906
3 POINT FG-ATT	239-707	219-650	1 11/25/18	vs Seton Hall	L 81-83	1589
3-point FG pct	.338	.337	2 11/28/18	RUTGERS	L 54-57	6376
3-pt FG made per game	8.5	7.8	3 12/01/18	vs Yale	L 73-77	5749
FREE THROWS-ATT	367-499	271-369	12/04/18	at Penn	L 75-89	3019
Free throw pct	.735	.734	12/19/18	HOUSTON BAPTIST	W 80-73	6553
F-Throws made per game	13.1	9.7	12/22/18	FLA. ATLANTIC	W 75-55	6222
REBOUNDS	932	1022	12/29/18	CAMPBELL	W 73-62	6789
Rebounds per game	33.3	36.5	* 01/03/19	NC STATE	L 82-87	6983
Rebounding margin	-3.2	-	* 01/06/19	at Louisville	L 73-90	15050
ASSISTS	360	396	* 01/09/19	at Florida State	L 62-68	10531
Assists per game	12.9	14.1	* 01/12/19	WAKE FOREST	W 76-65	7197
TURNOVERS	335	387	* 01/19/19	NORTH CAROLINA	L 76-85	7131
Turnovers per game	12.0	13.8	* 01/24/19	at Syracuse	L 53-73	21058
Turnover margin	+1.9	-	* 01/27/19	FLORIDA STATE	L 66-78	7122
Assist/turnover ratio	1.1	1.0	* 01/30/19	VIRGINIA TECH	L 70-82	6860
STEALS	189	168	* 02/02/19	at Virginia	L 46-56	13978
Steals per game	6.8	6.0	* 02/06/19	NOTRE DAME	W 62-47	6372
BLOCKS	93	85	* 02/09/19	at North Carolina	Lot 85-88	21383
Blocks per game	3.3	3.0	* 02/13/19	CLEMSON	W 65-64	6338
ATTENDANCE	99943	115977	* 02/17/19	at Boston College	L 57-64	7251
Home games-Avg/Game	15-6663	9-11874	* 02/23/19	GEORGIA TECH	W 80-65	6813
Neutral site-Avg/Game	-	4-2278	* 02/26/19	at Wake Forest	L 75-76	5283
			* 03/02/19	at Duke	L 57-87	9314

Score by Periods	1st	2nd	OT	Totals
Miami	969	1039	8	2016
Opponents	914	1061	11	1986

* = Conference game
1 = Wooden Legacy, Fullerton, Calif.
2 = ACC/Big Ten Challenge
3 = Hoophall Miami Invitational, Miami, Fla.

2018-19 Miami Men's Basketball
Miami Combined Team Statistics (as of Mar 02, 2019)
ACC games only

RECORD:	OVERALL	HOME	AWAY	NEUTRAL
ALL GAMES	4-12	4-4	0-8	0-0
CONFERENCE	4-12	4-4	0-8	0-0
NON-CONFERENCE	0-0	0-0	0-0	0-0

##	Player	gp-gs	min	avg	Total		3-Point		F-Throw		Rebounds				pf	dq	a	to	blk	stl	pts	avg
					fg-fga	fg%	3fg-fga	3fg%	ft-fa	ft%	off	def	tot	avg								
00	Chris Lykes	16-16	559	34.9	86-218	.394	31-103	.301	59-73	.808	9	32	41	2.6	30	0	41	39	1	18	262	16.4
03	Anthony Lawrence	16-16	519	32.4	59-137	.431	23-67	.343	36-50	.720	14	81	95	5.9	33	0	48	43	9	17	177	11.1
05	Zach Johnson	16-13	522	32.6	60-177	.339	16-61	.262	40-60	.667	6	48	54	3.4	34	0	39	33	5	32	176	11.0
01	DJ Vasiljevic	16-11	490	30.6	58-151	.384	35-106	.330	15-17	.882	14	56	70	4.4	26	0	14	9	1	11	166	10.4
15	Ebuka Izundu	16-16	455	28.4	67-109	.615	0-1	.000	25-34	.735	60	70	130	8.1	54	2	12	24	11	14	159	9.9
21	Sam Waardenburg	16-2	397	24.8	27-61	.443	14-29	.483	24-30	.800	21	34	55	3.4	37	0	21	20	8	9	92	5.8
13	Anthony Mack	16-6	264	16.5	16-55	.291	11-39	.282	1-2	.500	4	16	20	1.3	13	0	13	9	2	6	44	2.8
02	Willie Herenton	9-0	19	2.1	3-6	.500	3-5	.600	0-0	.000	0	1	1	0.1	2	0	0	0	0	0	9	1.0
Team											16	26	42		1		7					
Total.....		16	3225		376-914	.411	133-411	.324	200-266	.752	144	364	508	31.8	230	2	188	184	37	107	1085	67.8
Opponents.....		16	3225		436-953	.458	135-378	.357	168-216	.778	175	424	599	37.4	253	6	243	204	49	99	1175	73.4

LAST 5 GAMES

RECORD:	OVERALL	HOME	AWAY	NEUTRAL
ALL GAMES	2-3	2-0	0-3	0-0
CONFERENCE	2-3	2-0	0-3	0-0
NON-CONFERENCE	0-0	0-0	0-0	0-0

##	Player	gp-gs	min	avg	Total		3-Point		F-Throw		Rebounds				pf	dq	a	to	blk	stl	pts	avg
					fg-fga	fg%	3fg-fga	3fg%	ft-fa	ft%	off	def	tot	avg								
00	Chris Lykes	5-5	181	36.2	22-69	.319	10-35	.286	18-24	.750	2	13	15	3.0	10	0	9	9	0	5	72	14.4
03	Anthony Lawrence	5-5	173	34.6	22-48	.458	6-20	.300	12-16	.750	7	31	38	7.6	9	0	21	15	4	6	62	12.4
01	DJ Vasiljevic	5-5	165	33.0	21-60	.350	12-38	.316	7-7	1.000	6	14	20	4.0	8	0	6	3	1	4	61	12.2
15	Ebuka Izundu	5-5	116	23.2	22-36	.611	0-0	.000	8-9	.889	21	17	38	7.6	18	1	2	7	5	7	52	10.4
05	Zach Johnson	5-5	155	31.0	10-43	.233	0-13	.000	14-20	.700	2	12	14	2.8	15	0	16	9	2	10	34	6.8
21	Sam Waardenburg	5-0	133	26.6	8-18	.444	6-12	.500	11-13	.846	5	8	13	2.6	12	0	8	6	5	6	33	6.6
13	Anthony Mack	5-0	68	13.6	5-12	.417	4-10	.400	0-0	.000	2	3	5	1.0	4	0	4	2	1	1	14	2.8
02	Willie Herenton	4-0	9	2.3	2-4	.500	2-3	.667	0-0	.000	0	1	1	0.3	2	0	0	0	0	0	6	1.5
Team											4	11	15				3					
Total.....		5	1000		112-290	.386	40-131	.305	70-89	.787	49	110	159	31.8	78	1	66	54	18	39	334	66.8
Opponents.....		5	1000		132-291	.454	31-98	.316	61-76	.803	60	137	197	39.4	83	2	62	72	12	30	356	71.2

Miami Game-by-Game Highs (as of Mar 02, 2019)
All games

Opponent	Date	Score	Points	Rebounds	Assists	Steals	Blocked shots
LEHIGH	11/09/18	83-62	22-Chris Lykes	12-Anthony Lawrence	4-Chris Lykes	3-Anthony Lawrence	3-Deng Gak Ebuka Izundu Anthony Lawrence
STEPHEN F. AUSTIN	11/13/18	96-58	22-Ebuka Izundu	19-Ebuka Izundu	6-Chris Lykes	3-Ebuka Izundu Chris Lykes	4-Ebuka Izundu
BETHUNE-COOKMAN vs La Salle	11/17/18 11/22/18	78-70 85-49	21-Chris Lykes 18-Chris Lykes	9-Anthony Lawrence 8-Ebuka Izundu	6-Chris Lykes 5-Zach Johnson	3-DJ Vasiljevic 2-Chris Lykes Anthony Lawrence	3-Ebuka Izundu 2-Anthony Lawrence
vs Fresno State	11/23/18	78-76	24-Zach Johnson	6-Ebuka Izundu	3-Zach Johnson Anthony Lawrence	3-Chris Lykes	1-Ebuka Izundu
vs Seton Hall	11/25/18	81-83	18-Chris Lykes Zach Johnson	5-Ebuka Izundu Sam Waardenburg DJ Vasiljevic	5-DJ Vasiljevic	2-Chris Lykes	2-Ebuka Izundu
RUTGERS	11/28/18	54-57	16-Anthony Lawrence	12-Ebuka Izundu	4-Anthony Lawrence Chris Lykes	3-Zach Johnson	2-Anthony Lawrence Zach Johnson
vs Yale	12/01/18	73-77	19-Ebuka Izundu	9-Ebuka Izundu	5-Zach Johnson	2-Anthony Lawrence	2-Deng Gak Ebuka Izundu
at Penn	12/04/18	75-89	17-Zach Johnson	7-Ebuka Izundu	5-Chris Lykes	2-Ebuka Izundu	1-Zach Johnson Anthony Lawrence
HOUSTON BAPTIST	12/19/18	80-73	17-Anthony Lawrence	11-Ebuka Izundu	4-Chris Lykes DJ Vasiljevic	3-Zach Johnson Anthony Lawrence	4-Ebuka Izundu
FLA. ATLANTIC CAMPBELL	12/22/18 12/29/18	75-55 73-62	19-Ebuka Izundu 22-Zach Johnson	13-Ebuka Izundu 8-Ebuka Izundu Anthony Lawrence	8-Anthony Lawrence 3-Anthony Lawrence	3-Chris Lykes 2-Chris Lykes Zach Johnson Anthony Lawrence	3-Ebuka Izundu 1-Zach Johnson Anthony Lawrence Sam Waardenburg Ebuka Izundu
NC STATE	01/03/19	82-87	28-Chris Lykes	11-Ebuka Izundu	4-Zach Johnson	2-Zach Johnson Anthony Lawrence	1-Anthony Lawrence
at Louisville	01/06/19	73-90	19-Zach Johnson DJ Vasiljevic	10-Ebuka Izundu	4-Chris Lykes	3-Zach Johnson	None
at Florida State	01/09/19	62-68	17-Chris Lykes	9-Ebuka Izundu	4-Anthony Mack	2-Zach Johnson	None
WAKE FOREST	01/12/19	76-65	25-Chris Lykes	11-Ebuka Izundu	4-Chris Lykes	2-Zach Johnson	2-Anthony Lawrence
NORTH CAROLINA	01/19/19	76-85	20-Chris Lykes	8-Ebuka Izundu	6-Chris Lykes	2-Zach Johnson Chris Lykes	1-Anthony Lawrence Ebuka Izundu
at Syracuse	01/24/19	53-73	11-DJ Vasiljevic	10-Ebuka Izundu	3-Anthony Lawrence	2-Chris Lykes Anthony Lawrence	1-Chris Lykes
FLORIDA STATE	01/27/19	66-78	20-Zach Johnson	7-Anthony Lawrence	4-Anthony Lawrence Zach Johnson	2-Zach Johnson DJ Vasiljevic	2-Ebuka Izundu
VIRGINIA TECH at Virginia	01/30/19 02/02/19	70-82 46-56	19-Chris Lykes 16-Chris Lykes	9-Anthony Lawrence 11-Ebuka Izundu	4-Chris Lykes 3-Anthony Lawrence	3-Zach Johnson 1-Ebuka Izundu DJ Vasiljevic Sam Waardenburg Chris Lykes Zach Johnson Anthony Lawrence	1-Zach Johnson 1-Zach Johnson Sam Waardenburg
NOTRE DAME at North Carolina	02/06/19 02/09/19	62-47 85-88	15-DJ Vasiljevic 27-Chris Lykes	12-Anthony Lawrence 10-Ebuka Izundu	3-Zach Johnson 5-Anthony Lawrence	3-Zach Johnson 2-Zach Johnson	1-Sam Waardenburg 2-Ebuka Izundu
CLEMSON	02/13/19	65-64	22-DJ Vasiljevic	8-Anthony Lawrence	3-Zach Johnson	1-DJ Vasiljevic Anthony Lawrence Zach Johnson	2-Anthony Lawrence
at Boston College	02/17/19	57-64	14-Ebuka Izundu	9-Ebuka Izundu	4-Chris Lykes	3-Zach Johnson	1-Ebuka Izundu Sam Waardenburg
GEORGIA TECH	02/23/19	80-65	21-DJ Vasiljevic	10-Anthony Lawrence Ebuka Izundu	9-Anthony Lawrence	3-Zach Johnson	2-Sam Waardenburg
at Wake Forest	02/26/19	75-76	26-Chris Lykes	12-Anthony Lawrence	6-Anthony Lawrence	2-Sam Waardenburg Ebuka Izundu Zach Johnson Anthony Lawrence	2-Ebuka Izundu
at Duke	03/02/19	57-87	15-Ebuka Izundu Anthony Lawrence	9-Ebuka Izundu	3-Anthony Lawrence Zach Johnson	4-Ebuka Izundu	1-Ebuka Izundu Anthony Lawrence Zach Johnson

Miami Team Game-by-Game Comparison (as of Mar 02, 2019) All games

Opponent	1st	2nd	Score	Mar	Total FG	FG Pct	3-Pointers	3FG Pct	Free Throws	FT Pct	Rebounds	Assist	T/Over	Block	Steal	Fouls
LEHIGH	38/26	45/36	83-62	+21	23-61/21-61	.377/.344	14-32/8-21	.438/.381	23-32/12-21	.719/.571	45/44	15/6	11/18	9/4	8/5	17/24
STEPHEN F. AUSTIN	53/32	43/26	96-58	+38	37-69/24-61	.536/.393	11-23/4-13	.478/.308	11-18/6-7	.611/.857	41/34	22/8	8/18	6/4	10/5	11/15
BETHUNE-COOKMAN	30/31	48/39	78-70	+8	26-65/27-59	.400/.458	8-26/6-18	.308/.333	18-24/10-13	.750/.769	38/40	12/12	11/14	6/5	7/5	15/25
La Salle	49/18	36/31	85-49	+36	30-55/21-60	.545/.350	8-19/2-25	.421/.080	17-21/5-9	.810/.556	39/28	15/9	19/20	4/3	7/6	14/22
Fresno State	37/41	41/35	78-76	+2	25-57/27-58	.439/.466	7-22/9-23	.318/.391	21-28/13-18	.750/.722	29/43	12/16	11/20	1/5	7/4	20/25
Seton Hall	45/45	36/38	81-83	(2)	30-55/34-65	.545/.523	7-20/6-23	.350/.261	14-18/9-14	.778/.643	29/30	11/15	16/13	4/1	4/5	18/21
RUTGERS	24/28	30/29	54-57	(3)	22-65/24-59	.338/.407	7-28/6-24	.250/.250	3-7/3-6	.429/.500	43/40	12/15	13/14	5/8	5/8	12/13
Yale	49/39	24/38	73-77	(4)	26-63/30-58	.413/.517	6-26/4-18	.231/.222	15-18/13-17	.833/.765	33/35	12/15	11/11	4/2	5/7	16/15
Penn	36/50	39/39	75-89	(14)	28-58/34-57	.483/.596	6-20/13-23	.300/.565	13-19/8-12	.684/.667	24/34	10/23	7/9	2/3	2/4	16/18
HOUSTON BAPTIST	40/33	40/40	80-73	+7	29-57/27-55	.509/.491	11-28/11-23	.393/.478	11-17/8-14	.647/.571	35/29	17/15	14/17	7/1	9/5	13/14
FLA. ATLANTIC	46/23	29/32	75-55	+20	29-57/20-60	.509/.333	9-28/9-29	.321/.310	8-10/6-9	.800/.667	35/35	21/11	12/16	4/0	10/3	13/16
CAMPBELL	37/26	36/36	73-62	+11	24-44/23-64	.545/.359	12-24/6-32	.500/.188	13-21/10-13	.619/.769	33/31	13/13	18/13	4/0	8/12	13/19
NC STATE	45/37	37/50	82-87	(5)	28-61/31-68	.459/.456	10-25/11-30	.400/.367	16-29/14-18	.552/.778	29/51	12/17	7/16	1/3	7/4	14/23
Louisville	41/40	32/50	73-90	(17)	24-56/33-69	.429/.478	10-26/13-31	.385/.419	15-20/11-15	.750/.733	35/39	7/19	13/17	0/1	4/1	16/16
Florida State	29/33	33/35	62-68	(6)	20-54/27-64	.370/.422	4-18/6-26	.222/.231	18-22/8-13	.818/.615	31/38	10/15	12/9	0/3	3/7	15/20
WAKE FOREST	32/33	44/32	76-65	+11	23-48/25-73	.479/.342	11-25/7-33	.440/.212	19-23/8-9	.826/.889	37/39	16/11	15/12	5/0	5/7	12/20
NORTH CAROLINA	37/37	39/48	76-85	(9)	27-55/33-60	.491/.550	9-21/9-20	.429/.450	13-18/10-14	.722/.714	23/38	13/26	11/15	2/1	7/7	15/19
Syracuse	29/32	24/41	53-73	(20)	20-59/26-53	.339/.491	8-29/14-30	.276/.467	5-6/7-8	.833/.875	39/28	11/22	13/6	1/1	4/7	8/8
FLORIDA STATE	28/45	38/33	66-78	(12)	23-55/28-50	.418/.560	7-29/12-20	.241/.600	13-18/10-14	.722/.714	26/34	11/20	10/14	3/4	5/5	17/17
VIRGINIA TECH	27/34	43/48	70-82	(12)	23-56/30-51	.411/.588	12-33/9-19	.364/.474	12-14/13-15	.857/.867	27/28	14/13	16/15	1/3	11/11	12/14
Virginia	21/28	25/28	46-56	(10)	17-50/22-52	.340/.423	4-21/6-17	.190/.353	8-15/6-10	.533/.600	24/42	6/16	7/14	2/6	6/5	14/10
NOTRE DAME	28/23	34/24	62-47	+15	27-62/18-56	.435/.321	4-22/4-28	.182/.143	4-5/7-7	.800/1000	39/33	8/7	10/14	1/1	10/6	13/10
North Carolina	30/31	47/46	85-88	(3)	32-68/31-66	.471/.470	14-31/13-26	.452/.500	7-7/13-17	1000/765	39/32	14/15	16/10	3/4	6/9	16/13
CLEMSON	24/26	41/38	65-64	+1	21-54/23-55	.389/.418	10-25/3-19	.400/.158	13-17/15-15	.765/1000	29/38	9/8	7/11	4/2	3/5	16/17
Boston College	21/25	36/39	57-64	(7)	22-60/24-54	.367/.444	4-26/6-15	.154/.400	9-12/10-12	.750/.833	31/40	11/11	10/15	2/2	5/5	15/12
GEORGIA TECH	39/23	41/42	80-65	+15	27-59/25-58	.458/.431	9-25/7-21	.360/.333	17-19/8-12	.895/.667	36/33	20/13	11/16	4/3	10/6	16/18
Wake Forest	35/28	40/48	75-76	(1)	20-54/24-61	.370/.393	11-31/9-26	.355/.346	24-29/19-23	.828/.826	34/41	15/12	10/14	5/1	10/4	15/22
Duke	19/47	38/40	57-87	(30)	22-63/36-63	.349/.571	6-24/6-17	.250/.353	7-12/9-14	.583/.643	29/45	11/18	16/16	3/4	11/10	16/14

Note: Game totals are displayed in the format TEAM/OPPONENT for each category

Miami Points-Rebounds-Assists (as of Mar 02, 2019)
All games

Opponent	Date	Score	00	01	02	03	05	10	13	15	21	22
			LYKES,CHRI	VASILJEVIC	HERENTON,	LAWRENCE,	JOHNSON,ZA	PROCTOR,D	MACK,ANTH	IZUNDUJEBU	WAARDENB	GAK,DENG
LEHIGH	11/09/18	83-62	W 22-5-4	16-3-2	0-0-0	19-12-2	5-0-3	DNP	0-0-0	10-9-1	11-5-2	0-6-1
SFA	11/13/18	96-58	W 20-2-6	17-4-0	0-0-0	18-3-3	15-3-4	DNP	DNP	22-19-3	2-4-5	2-4-1
BCU	11/17/18	78-70	W 21-2-6	20-5-2	DNP	13-9-2	9-3-0	DNP	DNP	5-4-1	8-4-1	2-3-0
vs LAS	11/22/18	85-49	W 18-1-0	15-7-3	5-0-0	6-5-3	12-4-5	0-0-0	5-0-0	10-8-1	10-4-2	4-7-1
vs FRES	11/23/18	78-76	W 17-5-2	12-5-1	DNP	7-5-3	24-2-3	DNP	0-0-1	10-6-1	6-4-0	2-1-1
vs HALL	11/25/18	81-83	L 18-4-2	8-5-5	DNP	17-2-1	18-3-2	DNP	DNP	11-5-1	5-5-0	4-3-0
RU	11/28/18	54-57	L 8-2-4	3-3-0	DNP	16-8-4	12-4-2	DNP	DNP	12-12-1	2-3-0	1-6-1
vs YALE	12/01/18	73-77	L 12-0-3	17-6-1	DNP	9-8-3	11-3-5	DNP	0-2-0	19-9-0	0-0-0	5-3-0
at PENN	12/04/18	75-89	L 16-4-5	10-3-0	DNP	9-3-2	17-1-1	DNP	0-1-0	9-7-2	14-3-0	DNP
HBU	12/19/18	80-73	W 14-5-4	13-5-4	DNP	17-5-2	9-1-2	DNP	6-4-2	15-11-2	6-3-1	DNP
FAU	12/22/18	75-55	W 12-1-7	9-5-3	0-0-0	17-8-8	6-3-0	DNP	8-0-2	19-13-0	4-2-1	DNP
CAMP	12/29/18	73-62	W 21-2-2	10-4-2	DNP	11-8-3	22-5-2	DNP	3-0-1	4-8-2	2-4-1	DNP
ST	01/03/19	82-87	L 28-0-2	6-3-1	DNP	12-6-3	21-5-4	DNP	5-2-0	10-11-2	0-0-0	DNP
at UL	01/06/19	73-90	L 18-4-4	19-4-0	0-0-0	4-1-1	19-4-0	DNP	3-3-1	8-10-0	2-8-1	DNP
at FS	01/09/19	62-68	L 17-3-2	6-5-1	0-0-0	14-4-2	6-6-0	DNP	2-2-4	13-9-1	4-0-0	DNP
WF	01/12/19	76-65	W 25-2-4	14-4-0	DNP	3-2-2	8-5-3	DNP	9-3-1	11-11-3	6-9-3	DNP
NC	01/19/19	76-85	L 20-3-6	3-3-0	DNP	18-0-0	17-5-3	DNP	0-1-0	13-8-1	5-3-3	DNP
at SU	01/24/19	53-73	L 8-3-2	11-8-1	3-0-0	8-7-3	9-1-1	DNP	6-0-1	8-10-2	0-3-1	DNP
FS	01/27/19	66-78	L 1-2-2	12-3-0	0-0-0	11-7-4	20-4-4	DNP	0-2-0	9-3-0	13-2-1	DNP
VT	01/30/19	70-82	L 19-0-4	8-1-2	DNP	15-9-2	10-4-1	DNP	5-0-2	4-2-0	9-6-3	DNP
at VA	02/02/19	46-56	L 16-4-1	0-2-0	DNP	2-0-3	10-3-2	DNP	0-0-0	8-11-0	10-3-0	DNP
ND	02/06/19	62-47	W 11-3-1	15-10-1	DNP	11-12-2	9-0-3	DNP	0-1-0	14-7-1	2-5-0	DNP
at NC	02/09/19	85-88	L 27-2-4	11-7-2	0-0-0	17-9-5	13-3-2	DNP	0-1-0	9-10-0	8-3-1	DNP
CU	02/13/19	65-64	W 21-4-2	22-3-2	DNP	7-8-0	6-1-3	DNP	0-1-0	3-7-2	6-2-0	DNP
at BC	02/17/19	57-64	L 10-2-4	2-1-0	3-0-0	10-5-3	8-4-2	DNP	0-0-0	14-9-0	10-5-2	DNP
GT	02/23/19	80-65	W 11-2-0	21-5-4	0-1-0	16-10-9	2-2-5	DNP	5-1-1	18-10-0	7-2-1	DNP
at WF	02/26/19	75-76	L 26-4-1	12-6-0	0-0-0	14-12-6	14-2-3	DNP	3-3-2	2-3-0	4-1-3	DNP
at DU	03/02/19	57-87	L 4-3-2	4-5-0	3-0-0	15-3-3	4-5-3	DNP	6-0-1	15-9-0	6-3-2	DNP

Official Basketball Box Score -- Game Totals -- Final Statistics

Miami vs Fresno State
11/23/18 11:00 am at Titan Gym

Miami 78 - 5-0

Box score table for Miami vs Fresno State. Columns include Player, FG, 3-Ptr, Rebounds, PF, TP, A TO, Blk, Stl, Min. Includes team totals and shooting percentages.

Fresno State 76 - 2-2

Box score table for Fresno State vs Miami. Columns include Player, FG, 3-Ptr, Rebounds, PF, TP, A TO, Blk, Stl, Min. Includes team totals and shooting percentages.

Officials: Mike Greenstein, Kevin Brill, Rick Batsell
Technical fouls: Miami-None, Fresno State-None.
Attendance: 906

Score by periods table for Miami vs Fresno State showing 1st, 2nd, and Total scores.

Last FG - UM 2nd-00:01, FS 2nd-02:33.
Largest lead - UM by 6 2nd-16:43, FS by 5 1st-17:51.
UM led for 15:39. FS led for 17:00. Game was tied for 07:21.

Score tied - 12 times.
Lead changed - 11 times.

Official Basketball Box Score -- Game Totals -- Final Statistics

Miami vs Seton Hall
11/25/18 7:30 pm at Titan Gym

Miami 81 - 5-1

Box score table for Miami vs Seton Hall. Columns include Player, FG, 3-Ptr, Rebounds, PF, TP, A TO, Blk, Stl, Min. Includes team totals and shooting percentages.

Seton Hall 83 - 4-2

Box score table for Seton Hall vs Miami. Columns include Player, FG, 3-Ptr, Rebounds, PF, TP, A TO, Blk, Stl, Min. Includes team totals and shooting percentages.

Officials: Michael Irving, Chris Rastatter, Mike Greenstein
Technical fouls: Miami-None, Seton Hall-None.
Attendance: 1589

Score by periods table for Miami vs Seton Hall showing 1st, 2nd, and Total scores.

Last FG - UM 2nd-03:23, HALL 2nd-04:48.
Largest lead - UM by 6 1st-12:18, HALL by 7 2nd-06:22.
UM led for 12:29, HALL led for 20:37. Game was tied for 06:47.

Score tied - 12 times.
Lead changed - 16 times.

Official Basketball Box Score -- Game Totals -- Final Statistics

Rutgers vs Miami
11/28/18 7:15 pm at Coral Gables, FL (Watsco Center)

Rutgers 57 - 5-1

Box score table for Rutgers vs Miami. Columns include Player, FG, 3-Ptr, Rebounds, PF, TP, A TO, Blk, Stl, Min. Includes team totals and shooting percentages.

Miami 54 - 5-2

Box score table for Miami vs Rutgers. Columns include Player, FG, 3-Ptr, Rebounds, PF, TP, A TO, Blk, Stl, Min. Includes team totals and shooting percentages.

Officials: Mike Roberts, Brian Dorsey, Ron Groover
Technical fouls: Rutgers-None, Miami-None.
Attendance: 6376

Score by periods table for Rutgers vs Miami showing 1st, 2nd, and Total scores.

Last FG - RU 2nd-03:06, UM 2nd-01:22.
Largest lead - RU by 9 2nd-17:33, UM by 9 1st-13:24.
RU led for 19:49. UM led for 12:11. Game was tied for 08:00.

Score tied - 8 times.
Lead changed - 7 times.

Official Basketball Box Score -- Game Totals -- Final Statistics

Yale vs Miami
12/1/18 7:30 PM at AmericanAirlines Arena, Miami, Fla.

Yale 77 - 3-2

Box score table for Yale vs Miami. Columns include Player, FG, 3-Ptr, Rebounds, PF, TP, A TO, Blk, Stl, Min. Includes team totals and shooting percentages.

Miami 73 - 5-3

Box score table for Miami vs Yale. Columns include Player, FG, 3-Ptr, Rebounds, PF, TP, A TO, Blk, Stl, Min. Includes team totals and shooting percentages.

Officials: Ray Styons, Dwayne Gladden, Anthony Burris
Technical fouls: Yale-None, Miami-None.
Attendance: 5749

Score by periods table for Yale vs Miami showing 1st, 2nd, and Total scores.

Last FG - YALE 2nd-03:39, UM 2nd-03:21.
Largest lead - YALE by 4 1st-17:42, UM by 15 2nd-17:37.
YALE led for 10:53, UM led for 26:18. Game was tied for 02:49.

Score tied - 8 times.
Lead changed - 4 times.

Official Basketball Box Score -- Game Totals -- Final Statistics
NC State vs Miami
01/03/19 7:00 pm at Coral Gables, Fla. (Watsco Center)

NC State 87 - 13-1, 1-0 ACC

Table with columns: #, Player, Total FG-FGA, 3-Ptr FG-FGA, FT-FTA, Rebounds (Off, Def, Tot), PF, TP, A, TO, Blk, Stl, Min. Rows include Wyatt Walker, Torin Dorn, Braxton Beverly, C.J. Bryce, Devon Daniels, Derek Funderburk, Jericole Hellems, Eric Lockett, Markell Johnson, Team.

FG % 1st Half: 14-38 36.8% 2nd half: 17-30 56.7% Game: 31-68 45.6% Deadball Rebounds 3
3FG % 1st Half: 5-18 27.8% 2nd half: 6-12 50.0% Game: 11-30 36.7%
FT % 1st Half: 4-6 66.7% 2nd half: 10-12 83.3% Game: 14-18 77.8%

Miami 82 - 8-5, 0-1 ACC

Table with columns: #, Player, Total FG-FGA, 3-Ptr FG-FGA, FT-FTA, Rebounds (Off, Def, Tot), PF, TP, A, TO, Blk, Stl, Min. Rows include Sam Waardenburg, Ebuka Izundu, Chris Lykes, DJ Vasiljevic, Anthony Lawrence, Zach Johnson, Anthony Mack, Team.

FG % 1st Half: 17-34 50.0% 2nd half: 11-27 40.7% Game: 28-61 45.9% Deadball Rebounds 4
3FG % 1st Half: 5-11 45.5% 2nd half: 5-14 35.7% Game: 10-25 40.0%
FT % 1st Half: 6-13 46.2% 2nd half: 10-16 62.5% Game: 16-29 55.2%

Officials: Brent Hampton, Doug Shows, Ted Valentine
Technical fouls: NC State-None, Miami-None.
Attendance: 6983

Score by periods table with columns: 1st, 2nd, Total. Rows for NC State (37, 50, 87) and Miami (45, 37, 82). Includes Points, In Paint, Off T/O, 2nd Chance, Fast Break, Bench.

Last FG - ST 2nd-03:41, UM 2nd-00:03.
Largest lead - ST by 7 1st-05:46, UM by 10 2nd-09:53.
ST led for 16:23, UM led for 22:29. Game was tied for 01:08.
Score tied - 3 times. Lead changed - 7 times.

Official Basketball Box Score -- Game Totals -- Final Statistics
Miami vs Louisville
01/06/19 6:00 pm at Louisville, Ky. (KFC Yum! Center)

Miami 73 - 8-6 (0-2 ACC)

Table with columns: #, Player, Total FG-FGA, 3-Ptr FG-FGA, FT-FTA, Rebounds (Off, Def, Tot), PF, TP, A, TO, Blk, Stl, Min. Rows include Ebuka Izundu, Chris Lykes, Anthony Lawrence, Zach Johnson, Anthony Mack, DJ Vasiljevic, Willie Herenton, Sam Waardenburg, Team.

FG % 1st Half: 12-25 48.0% 2nd half: 12-31 38.7% Game: 24-56 42.9% Deadball Rebounds 2
3FG % 1st Half: 7-14 50.0% 2nd half: 5-12 25.0% Game: 10-26 38.5%
FT % 1st Half: 10-12 83.3% 2nd half: 5-8 62.5% Game: 15-20 75.0%

Louisville 90 - 10-4 (1-0 ACC)

Table with columns: #, Player, Total FG-FGA, 3-Ptr FG-FGA, FT-FTA, Rebounds (Off, Def, Tot), PF, TP, A, TO, Blk, Stl, Min. Rows include Dwayne Sutton, Jordan Nwora, Steven Enoch, Christen Cunningham, Darius Perry, Akoy Agau, Jo Griffin, Khwan Fore, Malik Williams, VJ King, Ryan McMahon, Team.

FG % 1st Half: 13-30 43.3% 2nd half: 20-39 51.3% Game: 33-69 47.8% Deadball Rebounds 1
3FG % 1st Half: 5-15 33.3% 2nd half: 8-16 50.0% Game: 13-31 41.9%
FT % 1st Half: 9-13 69.2% 2nd half: 2-2 100.0% Game: 11-15 73.3%

Officials: A.J. Desai, John Gaffney, Jamie Luckie
Technical fouls: Miami-None, Louisville-None.
Attendance: 15050

Score by periods table with columns: 1st, 2nd, Total. Rows for Miami (41, 32, 73) and Louisville (40, 50, 90). Includes Points, In Paint, Off T/O, 2nd Chance, Fast Break, Bench.

Last FG - UM 2nd-01:05, UL 2nd-01:19.
Largest lead - UM by 15 1st-09:28, UL by 18 2nd-03:50.
UM led for 24:20, UL led for 14:51. Game was tied for 00:49.
Score tied - 1 time. Lead changed - 2 times.

Official Basketball Box Score -- Game Totals -- Final Statistics
Miami vs Florida State
01/09/19 9:00 pm at the Tucker Center - Tallahassee, Florida

Miami 62 - 8-7, 0-3 ACC

Table with columns: #, Player, Total FG-FGA, 3-Ptr FG-FGA, FT-FTA, Rebounds (Off, Def, Tot), PF, TP, A, TO, Blk, Stl, Min. Rows include Ebuka Izundu, Chris Lykes, Anthony Lawrence, Zach Johnson, Anthony Mack, DJ Vasiljevic, Willie Herenton, Sam Waardenburg, Team.

FG % 1st Half: 7-24 29.2% 2nd half: 13-30 43.3% Game: 20-54 37.0% Deadball Rebounds 2,4
3FG % 1st Half: 2-10 20.0% 2nd half: 2-8 25.0% Game: 4-18 22.2%
FT % 1st Half: 13-15 86.7% 2nd half: 5-7 71.4% Game: 18-22 81.8%

Florida State 68 - 13-2, 1-1 ACC

Table with columns: #, Player, Total FG-FGA, 3-Ptr FG-FGA, FT-FTA, Rebounds (Off, Def, Tot), PF, TP, A, TO, Blk, Stl, Min. Rows include Cofer, Phil, Koumadje, Christ Forrest, Trent Mann, Terance Walker, MJ Gray, RaiQuan Savoy, PJ Nichols, David Polite, Anthony Vassell, Devin Kabengele, Mfiondu Team.

FG % 1st Half: 13-33 39.4% 2nd half: 14-31 45.2% Game: 27-64 42.2% Deadball Rebounds 4,1
3FG % 1st Half: 3-15 20.0% 2nd half: 3-11 27.3% Game: 6-26 23.1%
FT % 1st Half: 4-5 80.0% 2nd half: 4-8 50.0% Game: 8-13 61.5%

Officials: Mike Eades, Pat Driscoll, Tim Clougherty
Technical fouls: Miami-None, Florida State-None.
Attendance: 10531

Score by periods table with columns: 1st, 2nd, Total. Rows for Miami (29, 33, 62) and Florida State (33, 35, 68). Includes Points, In Paint, Off T/O, 2nd Chance, Fast Break, Bench.

Last FG - UM 2nd-00:56, FS 2nd-00:29.
Largest lead - UM by 3 1st-16:49, FS by 13 2nd-07:15.
UM led for 09:24, FS led for 27:48. Game was tied for 02:44.
Score tied - 4 times. Lead changed - 6 times.

Official Basketball Box Score -- Game Totals -- Final Statistics
Wake Forest vs Miami
01/12/19 2:00 pm at Coral Gables, Fla. (Watsco Center)

Wake Forest 65 - 7-8 (0-3 ACC)

Table with columns: #, Player, Total FG-FGA, 3-Ptr FG-FGA, FT-FTA, Rebounds (Off, Def, Tot), PF, TP, A, TO, Blk, Stl, Min. Rows include Jaylen Hoard, Ikenna Smart, Brandon Childress, Sharonne Wright, Jr., Chaundee Brown, Isaiah Mucius, Torry Johnson, Michael Wynn, Olivier Sarr, Team.

FG % 1st Half: 14-36 38.9% 2nd half: 11-37 29.7% Game: 25-73 34.2% Deadball Rebounds 0
3FG % 1st Half: 4-17 23.5% 2nd half: 3-16 18.8% Game: 7-33 21.2%
FT % 1st Half: 1-1 100.0% 2nd half: 7-8 87.5% Game: 8-9 88.9%

Miami 76 - 9-7 (1-3 ACC)

Table with columns: #, Player, Total FG-FGA, 3-Ptr FG-FGA, FT-FTA, Rebounds (Off, Def, Tot), PF, TP, A, TO, Blk, Stl, Min. Rows include Ebuka Izundu, Chris Lykes, Anthony Lawrence, Zach Johnson, Anthony Mack, DJ Vasiljevic, Sam Waardenburg, Team.

FG % 1st Half: 12-27 44.4% 2nd half: 11-21 52.4% Game: 23-48 47.9% Deadball Rebounds 2
3FG % 1st Half: 6-15 40.0% 2nd half: 5-10 50.0% Game: 11-25 44.0%
FT % 1st Half: 2-5 40.0% 2nd half: 17-18 94.4% Game: 19-23 82.6%

Officials: Joe Lindsay, Jeb Hartness, Raymie Styons
Technical fouls: Wake Forest-None, Miami-None.
Attendance: 7197

Score by periods table with columns: 1st, 2nd, Total. Rows for Wake Forest (33, 32, 65) and Miami (32, 44, 76). Includes Points, In Paint, Off T/O, 2nd Chance, Fast Break, Bench.

Last FG - WF 2nd-00:22, UM 2nd-04:37.
Largest lead - WF by 5 1st-13:07, UM by 19 2nd-02:22.
WF led for 07:20, UM led for 30:54. Game was tied for 01:46.
Score tied - 3 times. Lead changed - 10 times.



22 DENG GAK

R-Fr. • 6-10 • 211 • Forward
 Sydney, Australia
 Blair Academy (N.J.)

2018-19 HIGHLIGHTS

- Suffered season-ending left knee injury on Dec. 1 against Yale
- Played at least 11 minutes off the bench in each of his eight games this season
- Made first college start against Yale (12/1), scored five points in season-high 19 minutes
- Scored first college points in win over Stephen F. Austin (11/13)
- Recorded six rebounds and three blocks in 14 minutes of action in his Miami debut against Lehigh (11/9)

2018-19 GAME-BY-GAME

	GS	Min	FG	Pct	3FG	Pct	FT	Pct	O-D-T	Avg	PF	FO	A	TO	Blk	Stl	Pts	Avg
Lehigh	14	0-3	.000	0-1	.000	0-2	.000	1-5-6	6.0	3	0	1	0	3	0	0	0.0	
Stephen F. Austin	17	1-6	.167	0-0	.000	0-2	.000	3-1-4	5.0	2	0	1	0	1	1	2	1.0	
Bethune-Cookman	11	1-2	.500	0-0	.000	0-0	.000	2-1-3	4.3	0	0	0	1	2	0	2	1.3	
vs La Salle	15	2-4	.500	0-0	.000	0-0	.000	3-4-7	5.0	3	0	1	0	0	0	4	2.0	
vs Fresno State	12	1-1	1.000	0-0	.000	0-0	.000	1-0-1	4.2	1	0	1	0	0	0	2	2.0	
vs Seton Hall	15	2-3	.667	0-0	.000	0-0	.000	2-1-3	4.0	3	0	0	1	1	0	4	2.3	
Rutgers	14	0-3	.000	0-0	.000	1-2	.500	2-4-6	4.3	2	0	1	0	0	0	1	2.1	
vs Yale	* 19	1-2	.500	0-0	.000	3-4	.750	2-1-3	4.1	1	0	0	1	2	0	5	2.5	
at Penn	DNP																	
Houston Baptist	DNP																	
Florida Atlantic	DNP																	
Campbell	DNP																	
NC State	DNP																	
at Louisville	DNP																	
at Florida State	DNP																	
Wake Forest	DNP																	
North Carolina	DNP																	
at Syracuse	DNP																	
Florida State	DNP																	
Virginia Tech	DNP																	
at Virginia	DNP																	
Notre Dame	DNP																	
at North Carolina	DNP																	
Clemson	DNP																	
at Boston College	DNP																	
Georgia Tech	DNP																	
at Wake Forest	DNP																	
at Duke	DNP																	

CAREER HIGHS

Points

Career: 5 vs. Yale, 12/1/18

ACC: -

Rebounds

Career: 7 vs. La Salle, 11/25/18

ACC: -

Assists

Career: 1 5x, last vs. Rutgers, 11/28/18

ACC: -

Steals

Career: 1 Stephen F. Austin, 11/13/18

ACC: -

Blocked Shots

Career: 3 Lehigh, 11/9/18

ACC: -

Field Goals

Career: 2 2x, last vs. Seton Hall, 11/25/18

ACC: -

Field-Goal Attempts

Career: 6 Stephen F. Austin, 11/13/18

ACC: -

Free Throws

Career: 3 vs. Yale, 12/1/18

ACC: -

Free-Throw Attempts

Career: 4 vs. Yale, 12/1/18

ACC: -

3-Point Field Goals

Career: -

ACC: -

3-Point Field-Goal Attempts

Career: 1 Lehigh, 11/9/18

ACC: -

Minutes

Career: 19 vs. Yale, 12/1/18

ACC: -

GAK'S CAREER STATISTICS

Season	GP	GS	Min.	Avg.	FG	FGA	Pct.	3-Point	Free Throws	Rebounds				Scoring		
								FG	FTA	Pct.	Off.	Def.	Tot.	Avg.	Pts.	Avg.
2018-19	8	1	117	14.6	8	24	.333	0	1	.000	4	10	33	4.1	15	2.5
TOTAL	8	1	117	14.6	8	24	.333	0	1	.000	4	10	33	4.1	15	2.5



2 WILLIE HERENTON

So. • 6-1 • 178 • Guard
Lincolnshire, Illinois
Stevenson HS

2018-19 HIGHLIGHTS

- Joined team as walk-on for 2018-19 season, but awarded scholarship on Friday, Jan. 18
- Has played in 13 games, including nine in conference action
- Hit 3-pointer in ACC play at Syracuse (1/24), Boston College (2/17) and Duke (3/2)
- Played season-high four minutes at Boston College
- Played two minutes, including final minute of first half, at Louisville (1/6)
- Scored first five Miami points against La Salle (11/22)
- Saw his first playing time in final minute of season opener against Lehigh (11/9)

2018-19 GAME-BY-GAME

	GS	Min	FG	Pct	3FG	Pct	FT	Pct	O-D-T	Avg	PF	FO	A	TO	Blk	Stl	Pts	Avg
Lehigh	0		0-0	.000	0-0	.000	0-0	.000	0-0-0	0.0	0	0	0	0	0	0	0	0.0
Stephen F. Austin	2		0-0	.000	0-0	.000	0-0	.000	0-0-0	0.0	0	0	0	0	0	0	0	0.0
Bethune-Cookman	DNP																	
vs La Salle	2		1-1	1.000	1-1	1.000	2-2	1.000	0-0-0	0.0	0	0	0	0	0	0	5	1.7
vs Fresno State	DNP																	
vs Seton Hall	DNP																	
Rutgers	DNP																	
vs Yale	DNP																	
at Penn	DNP																	
Houston Baptist	DNP																	
Florida Atlantic	1		0-0	.000	0-0	.000	0-0	.000	0-0-0	0.0	0	0	0	0	0	0	0	1.3
Campbell	DNP																	
NC State	DNP																	
at Louisville	2		0-0	.000	0-0	.000	0-0	.000	0-0-0	0.0	0	0	0	0	0	0	0	1.0
at Florida State	3		0-0	.000	0-0	.000	0-0	.000	0-0-0	0.0	0	0	0	0	0	0	0	0.8
Wake Forest	DNP																	
North Carolina	DNP																	
at Syracuse	2		1-1	1.000	1-1	1.000	0-0	.000	0-0-0	0.0	0	0	0	0	0	0	3	1.1
Florida State	2		0-1	.000	0-1	.000	0-0	.000	0-0-0	0.0	0	0	0	0	0	0	0	1.0
Virginia Tech	DNP																	
at Virginia	DNP																	
Notre Dame	DNP																	
at North Carolina	1		0-0	.000	0-0	.000	0-0	.000	0-0-0	0.0	0	0	0	0	0	0	0	0.9
Clemson	DNP																	
at Boston College	4		1-2	.500	1-1	1.000	0-0	.000	0-0-0	0.0	1	0	0	0	0	0	3	1.1
Georgia Tech	2		0-1	.000	0-1	.000	0-0	.000	0-1-1	0.1	1	0	0	0	0	0	0	1.0
at Wake Forest	0+		0-0	.000	0-0	.000	0-0	.000	0-0-0	0.1	0	0	0	0	0	0	0	0.9
at Duke	3		1-1	1.000	1-1	1.000	0-0	.000	0-0-0	0.1	0	0	0	0	0	0	3	1.1

CAREER HIGHS

Points

Career: 5 vs. La Salle, 11/22/18
ACC: 3 3x, last at Duke, 3/2/19

Rebounds

Career: 1 Georgia Tech, 2/23/19
ACC: 1 Georgia Tech, 2/23/19

Assists

Career: -
ACC: -

Steals

Career: -
ACC: -

Blocked Shots

Career: -
ACC: -

Field Goals

Career: 1 4x, last at Duke, 3/2/19
ACC: 1 3x, last at Duke, 3/2/19

Field-Goal Attempts

Career: 2 at Boston College, 2/17/19
ACC: 2 at Boston College, 2/17/19

Free Throws

Career: 2 vs. La Salle, 11/22/18
ACC: -

Free-Throw Attempts

Career: 2 vs. La Salle, 11/22/18
ACC: -

3-Point Field Goals

Career: 1 4x, last at Duke, 3/2/19
ACC: 1 3x, last at Duke, 3/2/19

3-Point Field-Goal Attempts

Career: 1 5x, last at Duke, 3/2/19
ACC: 1 6x, last at Duke, 3/2/19

Minutes

Career: 4 at Boston College, 2/17/19
ACC: 4 at Boston College, 2/17/19

HERENTON'S CAREER STATISTICS

Season	GP	GS	Min.	Avg.	FG	FGA	Pct.	3-Point			Free Throws			Rebounds				Scoring							
								FG	FGA	Pct.	FT	FTA	Pct.	Off.	Def.	Tot.	Avg.	PF	FO	Ast.	TO	Blk	Stl	Pts.	Avg.
2018-19	13	0	24	1.8	4	7	.571	4	6	.667	2	2	1.000	0	1	1	0.1	2	0	0	0	0	0	14	1.1



10 DOMINIC PROCTOR

So. • 6-6 • 190 • Guard
Las Vegas, Nevada
Bishop Gorman HS

2018-19 HIGHLIGHTS

- Made first Miami appearance in final minute of Wooden Legacy game against La Salle (11/22)
- Joined team as walk-on for 2018-19 season

CAREER HIGHS

Points

Career: -
ACC: -

Rebounds

Career: -
ACC: -

Assists

Career: -
ACC: -

Steals

Career: -
ACC: -

Blocked Shots

Career: -
ACC: -

Field Goals

Career: -
ACC: -

Field-Goal Attempts

Career: -
ACC: -

Free Throws

Career: -
ACC: -

Free-Throw Attempts

Career: -
ACC: -

3-Point Field Goals

Career: -
ACC: -

3-Point Field-Goal Attempts

Career: -
ACC: -

Minutes

Career: 1 vs. La Salle, 11/22/18
ACC: -



15 EBUKA IZUNDU

Sr. • 6-10 • 232 • Center
Charlotte, North Carolina / Lagos, Nigeria
Victory Christian Center

2018-19 HIGHLIGHTS

- First in ACC and 10th nationally in offensive rebounds (3.57/game)
- Fourth in ACC in rebounding (8.6)
- Has 11 10-rebound games (third in ACC)
- Owns seven double-doubles this season (tied for 10th most among ACC players)
- Scored 15 points and grabbed nine rebounds (all on offensive end) at Duke (3/2)
- Scored 18 points against Georgia Tech, his most career points in an ACC game (2/23)
- Had 19 points and 13 rebounds against FAU (12/22); first UM player to record back-to-back double-doubles since Tonye Jekiri in November 2015
- Recorded double-double with 15 points, 11 rebounds in career-high 34 minutes against Houston Baptist (12/19)
- Posted double-double with 12 points, 12 rebounds against Rutgers (11/28); missed several stretches in game with cramps
- Averaged 10.3 ppg and 6.3 rpg in three games at Wooden Legacy; scored in double figures in each game
- Had career night against Stephen F. Austin (11/13), recording career highs in points (22), rebounds (19), blocks (four) and assists (three). He also tied a career best with three steals.
- It was the most rebounds by a UM player since Reggie Johnson piled up 20 boards on March 16, 2011, against FAU.
- Just missed double-double in opener with 10 points, nine rebounds against Lehigh (11/9)

2018-19 GAME-BY-GAME

	GS	Min	FG	Pct	3FG	Pct	FT	Pct	O-D-T	Avg	PF	FO	A	TO	Blk	Stl	Pts	Avg
Lehigh	* 28	3-5	.600	0-0	.000	4-6	.667	4-5-9	9.0	3	0	1	2	3	0	10	10.0	
Stephen F. Austin	* 32	11-13	.846	0-0	.000	0-1	.000	11-8-19	14.0	1	0	3	0	4	3	22	16.0	
Bethune-Cookman	* 27	2-8	.250	0-0	.000	1-2	.500	3-1-4	10.7	5	1	1	2	3	0	5	12.3	
vs La Salle	* 23	5-5	1.000	0-0	.000	0-0	.000	2-6-8	10.0	4	0	1	5	1	1	10	11.8	
vs Fresno State	* 21	3-3	1.000	0-0	.000	4-5	.800	1-5-6	9.2	5	1	1	0	1	0	10	11.4	
vs Seton Hall	* 21	3-4	.750	1-1	1.000	4-6	.667	1-4-5	8.5	4	0	1	2	2	0	11	11.3	
Rutgers	* 26	5-8	.625	0-1	.000	2-2	1.000	4-8-12	9.0	2	0	1	2	1	0	12	11.4	
vs Yale	* 29	8-11	.727	0-0	.000	3-4	.750	2-7-9	9.0	2	0	0	0	2	0	19	12.4	
at Penn	* 26	4-8	.500	0-0	.000	1-1	1.000	4-3-7	8.8	5	1	2	0	0	2	9	12.0	
Houston Baptist	* 34	6-8	.750	0-0	.000	3-4	.750	4-7-11	9.0	0	0	2	1	4	2	15	12.3	
Florida Atlantic	* 31	9-11	.818	0-0	.000	1-2	.500	2-11-13	9.4	1	0	0	1	3	2	19	12.9	
Campbell	* 30	2-4	.500	0-0	.000	0-0	.000	2-6-8	9.3	1	0	2	1	1	1	4	12.2	
NC State	* 36	4-8	.500	0-1	.000	2-5	.400	7-4-11	9.4	2	0	2	1	0	0	10	12.0	
at Louisville	* 26	1-5	.200	0-0	.000	6-7	.857	5-5-10	9.4	3	0	0	3	0	0	8	11.7	
at Florida State	* 27	6-10	.600	0-0	.000	1-1	1.000	5-4-9	9.4	4	0	1	1	0	0	13	11.8	
Wake Forest	* 28	5-7	.714	0-0	.000	1-2	.500	3-8-11	9.5	4	0	0	3	4	1	11	11.8	
North Carolina	* 32	6-10	.600	0-0	.000	1-1	1.000	3-5-8	9.4	3	0	1	1	1	1	13	11.8	
at Syracuse	* 37	3-7	.429	0-0	.000	2-2	1.000	4-6-10	9.4	2	0	2	1	0	0	8	11.6	
Florida State	* 28	3-4	.750	0-0	.000	3-4	.750	0-3-3	9.1	5	1	0	1	2	0	9	11.5	
Virginia Tech	* 22	2-2	1.000	0-0	.000	0-0	.000	1-1-2	8.8	3	0	0	4	0	2	4	11.1	
at Virginia	* 34	4-7	.571	0-0	.000	0-2	.000	3-8-11	8.9	4	0	0	1	0	1	8	11.0	
Notre Dame	* 30	7-7	1.000	0-0	.000	0-0	.000	3-4-7	8.8	2	0	1	0	0	1	14	11.1	
at North Carolina	* 39	4-6	.667	0-0	.000	1-1	1.000	5-5-10	8.8	4	0	0	0	2	1	9	11.0	
Clemson	* 21	0-2	.000	0-0	.000	3-4	.750	3-4-7	8.8	3	0	2	1	0	0	3	10.7	
at Boston College	* 29	7-12	.583	0-0	.000	0-0	.000	3-6-9	8.8	4	0	0	1	1	0	14	10.8	
Georgia Tech	* 21	8-10	.800	0-0	.000	2-2	1.000	5-5-10	8.8	4	0	0	2	1	1	18	11.1	
at Wake Forest	* 16	1-5	.200	0-0	.000	0-0	.000	1-2-3	8.6	2	0	0	0	2	2	2	10.7	
at Duke	* 29	6-7	.857	0-0	.000	3-3	1.000	9-0-9	8.6	5	1	0	3	1	4	15	10.9	

IZUNDU'S CAREER STATISTICS

Season	GP	GS	Min.	Avg.	FG	FGA	Pct.	3-Point	Free Throws	Rebounds	Scoring														
					FG	FGA	Pct.	FT	FTA	Pct.	Off.	Def.	Tot.	Avg.	PF	FO	Ast.	TO	Blk	Stl	Pts.	Avg.			
2015-16	15	0	79	5.3	10	16	.625	0	0	.000	12	19	.632	13	6	19	1.3	17	0	3	5	3	2	32	2.1
2016-17	32	7	417	13.0	53	98	.541	0	0	.000	29	42	.690	47	50	97	3.0	75	2	6	27	25	7	135	4.2
2017-18	32	2	467	14.6	72	104	.692	0	0	.000	16	34	.471	56	64	120	3.8	76	1	8	27	20	15	160	5.0
2018-19	28	28	783	28.0	128	197	.650	1	3	.333	48	67	.716	100	141	241	8.6	87	5	27	40	36	25	305	10.9
TOTAL	107	39	1746	16.3	263	415	.634	1	3	.333	105	162	.648	216	261	477	4.5	255	8	44	99	84	49	632	5.9

SEASON/CAREER HIGHS

Points
 Season: 22 Stephen F. Austin, 11/13/18
 Career: 22 Stephen F. Austin, 11/13/18
 ACC: 18 Georgia Tech, 2/23/19

Rebounds
 Season: 19 Stephen F. Austin, 11/13/18
 Career: 19 Stephen F. Austin, 11/13/18
 ACC: 11 3x, last at Virginia, 2/2/19

Assists
 Season: 3 Wake Forest, 1/12/19
 Career: 3 Wake Forest, 1/12/19
 ACC: 3 Wake Forest, 1/12/19

Steals
 Season: 4 at Duke, 3/2/19
 Career: 4 at Duke, 3/2/19
 ACC: 4 at Duke, 3/2/19

Blocked Shots
 Season: 4 2x, last vs. HBU, 12/19/18
 Career: 4 2x, last vs. HBU, 12/19/18
 ACC: 3 Notre Dame, 1/12/17

Field Goals
 Season: 11 Stephen F. Austin, 11/13/18
 Career: 11 Stephen F. Austin, 11/13/18
 ACC: 8 Georgia Tech, 2/23/19

Field-Goal Attempts
 Season: 13 Stephen F. Austin, 11/13/18
 Career: 13 Stephen F. Austin, 11/13/18
 ACC: 10 3x, last vs. UNC, 1/19/19

3-Point Field Goals
 Season: 1 vs. Seton Hall, 11/25/18
 Career: 1 vs. Seton Hall, 11/25/18
 ACC: -

3-Point Field Goal Attempts
 Season: 1 vs. Seton Hall, 11/25/18
 Career: 1 vs. Seton Hall, 11/25/18
 ACC: -

Free Throws
 Season: 6 at Louisville, 1/6/19
 Career: 6 at Louisville, 1/6/19
 ACC: 6 at Louisville, 1/6/19

Free-Throw Attempts
 Season: 7 at Louisville, 1/6/19
 Career: 7 2x, last vs. Louisville, 1/6/19
 ACC: 7 at Louisville, 1/6/19

Minutes
 Season: 39 at North Carolina, 2/9/19
 Career: 39 at North Carolina, 2/9/19
 ACC: 39 at North Carolina, 2/9/19

CAREER DOUBLE-DOUBLES (8)

14p, 10r vs. Gardner-Webb, 11/10/17
 22p, 19r vs. Stephen F. Austin, 11/13/18
 12p, 12r vs. Rutgers, 11/28/18
 15p, 11r vs. Houston Baptist, 12/19/18
 19p, 13r vs. Florida Atlantic, 12/22/18
 10p, 11r vs. NC State, 1/3/19
 11p, 11r vs. Wake Forest, 1/12/19
 18p, 10r vs. Georgia Tech, 2/23/19



5 ZACH JOHNSON

R-Sr. • 6-2 • 192 • Guard
Miami, Florida
Florida Gulf Coast Univ./Norland HS

CAREER

- Ranks 50th nationally in career scoring among active Division I players (1,680)
- Also ranks 19th nationally in career steals (195), 28th in games (131) and 59th in assists (389)
- One of 17 active players nationally with 1,600 career points and 350 career assists
- Owns 16 career 20-point games

2018-19 HIGHLIGHTS

- Ninth in ACC in steals (1.75/game); second in ACC in steals in conference games with 32 (2.0/game)
- Nailed game-winning shot with 0.4 seconds remaining against Clemson (2/13)
- Hit 8-of-12 field goals and scored 20 points against Florida State (1/27)
- Scored 21 points in ACC opener against NC State; marks second time in his career he has scored 20-plus in back-to-back games
- Scored 22 points (5-6 3FG) against Campbell to reach 1,500 career points (12/29)
- Named to Wooden Legacy All-Tournament Team
- Averaged 18.0 ppg in three games at Wooden Legacy
- Made first Miami start at Wooden Legacy in championship game vs. Seton Hall (11/25)
- Scored season-high 24 points, including go-ahead putback dunk with 0.6 seconds remaining, in win over Fresno State (11/23)
- Played 22 minutes and scored five points against Lehigh in Miami debut (11/9)

2018-19 GAME-BY-GAME

	GS	Min	FG	Pct	3FG	Pct	FT	Pct	O-D-T	Avg	PF	FO	A	TO	Blk	Stl	Pts	Avg
Lehigh	22	2-6	.333	1-3	.333	0-1	.000	0-0-0	0.0	1	0	3	4	0	2	5	5.0	
Stephen F. Austin	28	5-11	.455	3-5	.600	2-4	.500	1-2-3	1.5	1	0	4	3	0	0	15	10.0	
Bethune-Cookman	29	3-10	.300	0-3	.000	3-6	.500	1-2-3	2.0	2	0	0	0	1	1	9	9.7	
vs La Salle	27	3-8	.375	1-3	.333	5-7	.714	0-4-4	2.5	0	0	5	1	0	1	12	10.3	
vs Fresno State	34	8-16	.500	1-4	.250	7-11	.636	1-1-2	2.4	3	0	3	0	0	2	24	13.0	
vs Seton Hall	* 37	5-7	.714	2-3	.667	6-6	1.000	0-3-3	2.5	2	0	2	2	0	0	18	13.8	
Rutgers	* 37	6-15	.400	0-4	.000	0-3	.000	2-2-4	2.7	2	0	2	2	2	3	12	13.6	
vs Yale	* 35	3-9	.333	0-2	.000	5-5	1.000	0-3-3	2.8	2	0	5	1	0	1	11	13.3	
at Penn	29	7-14	.500	1-5	.200	2-3	.667	0-1-1	2.6	0	0	1	1	1	0	17	13.7	
Houston Baptist	27	4-8	.500	1-3	.333	0-2	.000	0-1-1	2.4	3	0	2	4	0	3	9	13.2	
Florida Atlantic	23	2-6	.333	0-2	.000	2-2	1.000	0-3-3	2.5	3	0	0	1	1	2	6	12.5	
Campbell	26	5-6	.833	5-6	.833	7-9	.778	0-5-5	2.7	3	0	2	3	1	2	22	13.3	
NC State	32	7-17	.412	2-5	.400	5-10	.500	1-4-5	2.8	1	0	4	1	0	2	21	13.9	
at Louisville	* 37	7-14	.500	1-4	.250	4-6	.667	0-4-4	2.9	1	0	0	3	0	3	19	14.3	
at Florida State	* 34	2-11	.182	0-3	.000	2-4	.500	1-5-6	3.1	3	0	0	5	0	2	6	13.7	
Wake Forest	* 34	2-7	.286	2-5	.400	2-2	1.000	0-5-5	3.3	1	0	3	0	1	2	8	13.4	
North Carolina	* 36	5-12	.417	0-3	.000	7-10	.700	0-5-5	3.4	2	0	3	3	0	2	17	13.6	
at Syracuse	26	4-13	.308	1-5	.200	0-0	.000	0-1-1	3.2	0	0	1	1	0	0	9	13.3	
Florida State	* 29	8-12	.667	4-7	.571	0-0	.000	0-4-4	3.3	4	0	4	1	0	2	20	13.7	
Virginia Tech	* 33	3-13	.231	2-7	.286	2-2	1.000	0-4-4	3.3	1	0	1	3	1	3	10	13.5	
at Virginia	* 39	4-10	.400	1-2	.500	1-2	.500	0-3-3	3.3	3	0	2	2	1	1	10	13.3	
Notre Dame	* 33	4-12	.333	0-2	.000	1-2	.500	0-0-0	3.1	1	0	3	2	0	3	9	13.1	
at North Carolina	34	4-13	.308	3-5	.600	2-2	1.000	2-1-3	3.1	2	0	2	3	0	2	13	13.1	
Clemson	* 33	2-9	.222	0-5	.000	2-3	.667	0-1-1	3.0	4	0	3	1	0	1	6	12.8	
at Boston College	* 34	3-10	.300	0-4	.000	2-4	.500	1-3-4	3.1	2	0	2	2	0	3	8	12.6	
Georgia Tech	* 32	1-7	.143	0-0	.000	0-0	.000	1-1-2	3.0	3	0	5	0	0	3	2	12.2	
at Wake Forest	* 31	2-7	.286	0-1	.000	10-13	.769	0-2-2	3.0	3	0	3	4	1	2	14	12.3	
at Duke	* 25	2-10	.200	0-3	.000	0-0	.000	0-5-5	3.1	3	0	3	2	1	1	4	12.0	

JOHNSON'S CAREER STATISTICS													3-Point				Free Throws			Rebounds				Scoring	
Season	GP	GS	Min.	Avg.	FG	FGA	Pct.	FG	FGA	Pct.	FT	FTA	Pct.	Off.	Def.	Tot.	Avg.	PF	FO	Ast.	TO	Blk	Stl	Pts.	Avg.
2015-16*	35	20	941	26.9	141	298	.473	27	71	.380	78	120	.650	11	78	89	2.5	83	2	115	82	19	31	387	11.1
2016-17*	33	32	967	29.3	136	357	.381	54	157	.344	67	106	.632	18	75	93	2.8	77	2	102	88	12	45	393	11.9
2017-18*	35	35	1134	32.4	203	433	.469	69	176	.392	89	114	.781	15	100	115	3.3	72	2	104	79	5	70	564	16.1
2018-19	28	16	876	31.3	113	293	.386	31	104	.298	79	119	.664	11	75	86	3.1	56	0	68	55	11	49	336	12.0
Total	131	103	3916	29.9	593	1381	.430	181	508	.357	313	459	.682	55	329	383	2.9	288	6	389	304	49	195	1680	12.8

* at Florida Gulf Coast

SEASON/CAREER HIGHS

- Points**
Season: 24 vs. Fresno State, 11/23/18
Career: 37* vs. Lipscomb, 3/4/18
ACC: 21 NC State, 1/3/19
- Rebounds**
Season: 6 at Florida State, 1/9/19
Career: 7* North Florida, 1/29/18
ACC: 6 at Florida State, 1/9/19
- Assists**
Season: 5 3x, last vs. Ga. Tech, 2/23/19
Career: 9* at Georgia Southern, 12/4/16
ACC: 5 Georgia Tech, 2/23/19
- Steals**
Season: 3 6x, last vs. Ga. Tech, 2/23/19
Career: 4* 8x, last vs. Lipscomb, 2/17/18
ACC: 3 5x, last vs. Ga. Tech, 2/23/19
- Field Goals Made**
Season: 8 vs. Fresno State, 11/23/18
Career: 11* 2x, last vs. Stetson, 2/26/18
ACC: 7 NC State, 1/3/19
- Field Goals Attempted**
Season: 17 NC State, 1/3/19
Career: 19* 2x, last vs. Lipscomb, 3/4/18
ACC: 17 NC State, 1/3/19
- Free Throws Made**
Season: 10 at Wake Forest, 2/26/19
Career: 10 at Wake Forest, 2/26/19
ACC: 10 at Wake Forest, 2/26/19
- Free Throws Attempted**
Season: 13 at Wake Forest, 2/26/19
Career: 15* Siena, 12/9/16
ACC: 13 at Wake Forest, 2/26/19
- 3-Point Field Goals Made**
Season: 5 Campbell, 12/29/18
Career: 9* vs. Lipscomb, 3/4/18
ACC: 2 3x, last vs. Wake, 1/12/19
- 3-Point Field Goals Attempted**
Season: 6 Campbell, 12/29/18
Career: 13* vs. Lipscomb, 3/4/18
ACC: 5 2x, last vs. Wake, 1/12/19
- Minutes**
Season: 39 at Virginia, 2/2/19
Career: 42* 2x, last at USC Upstate, 2/18/17
ACC: 39 at Virginia, 2/2/19
*while at Florida Gulf Coast



3 ANTHONY LAWRENCE II

Sr. • 6-7 • 207 • Guard
St. Petersburg, Florida
Lakewood Senior HS

CAREER

- Fifth in career rebounds (566) among active ACC players
- Tied for seventh in career games played at UM (126; moves into sixth with three more games)
- Tied for ninth in career steals at UM with 141
- Approaching 1,000 career points (currently has 981)

2018-19 HIGHLIGHTS

- Ranks 14th in ACC in minutes played (33.0/game)
- Recorded second straight double-double with 14 points, 12 rebounds at Wake Forest (2/26)
- Just missed triple-double with 16 points, 10 rebounds and career-high nine assists against Georgia Tech (2/23)
- Recorded 17 points, nine rebounds and five assists in overtime game at North Carolina (2/9)
- Notched second double-double of season with 11 points, 12 boards against Notre Dame (2/6)
- Recorded 15 points and nine boards against Virginia Tech (1/30)
- Scored 18 points against North Carolina (1/19)
- Approached a triple-double with 17 points, eight rebounds and career-high eight assists against FAU (12/22)
- Averaged 10.0 ppg in three games at Wooden Legacy
- Scored 17 points in Wooden Legacy championship game against Seton Hall (11/25)
- Recorded double-double (19 pts, 12 rebs) in season opener against Lehigh (11/9)

2018-19 GAME-BY-GAME

	GS	Min	FG	Pct	3FG	Pct	FT	Pct	O-D-T	Avg	PF	FO	A	TO	Blk	Stl	Pts	Avg
Lehigh	* 35	5-9	.556	4-7	.571	5-6	.833	1-11-12	12.0	2	0	2	0	3	3	19	19.0	
Stephen F. Austin	* 31	8-12	.667	2-4	.500	0-0	.000	0-3-3	7.5	0	0	3	1	1	2	18	18.5	
Bethune-Cookman	* 37	4-11	.364	1-5	.200	4-4	1.000	2-7-9	8.0	1	0	2	4	0	1	13	16.7	
vs La Salle	* 32	3-8	.375	0-4	.000	0-0	.000	0-5-5	7.3	2	0	3	4	2	2	6	14.0	
vs Fresno State	* 31	2-5	.400	0-1	.000	3-3	1.000	1-4-5	6.8	3	0	3	5	0	1	7	12.6	
vs Seton Hall	* 32	8-16	.500	0-5	.000	1-2	.500	0-2-2	6.0	4	0	1	4	1	1	17	13.3	
Rutgers	* 36	6-13	.462	4-8	.500	0-0	.000	1-7-8	6.3	1	0	4	0	2	1	16	13.7	
vs Yale	* 37	4-13	.308	1-8	.125	0-0	.000	1-7-8	6.5	3	0	3	2	0	2	9	13.1	
at Penn	* 34	3-6	.500	1-2	.500	0-4	.500	0-3-3	6.1	2	0	2	2	1	1	0	9	12.7
Houston Baptist	* 33	6-12	.500	4-7	.571	1-2	.500	1-4-5	6.0	1	0	2	3	2	3	17	13.1	
Florida Atlantic	* 33	6-12	.500	3-8	.375	2-2	1.000	2-6-8	6.2	2	0	8	3	0	1	17	13.5	
Campbell	* 34	5-11	.455	1-4	.250	0-0	.000	0-8-8	6.3	2	0	3	3	1	2	11	13.3	
NC State	* 28	4-7	.571	3-4	.750	1-4	.250	1-5-6	6.3	1	0	3	2	1	2	12	13.2	
at Louisville	* 24	1-6	.167	1-5	.200	1-2	.500	0-1-1	5.9	3	0	1	2	0	1	4	12.5	
at Florida State	* 32	4-9	.444	1-3	.333	5-6	.833	0-4-4	5.8	3	0	2	4	0	0	14	12.6	
Wake Forest	* 24	1-3	.333	1-2	.500	0-1	.000	0-2-2	5.6	4	0	2	6	2	1	3	12.0	
North Carolina	* 30	5-7	.714	3-4	.750	5-6	.833	0-0-0	5.2	4	0	0	0	1	1	18	12.4	
at Syracuse	* 34	2-8	.250	1-4	.250	3-4	.750	1-6-7	5.3	0	0	3	2	0	2	8	12.1	
Florida State	* 35	4-8	.500	0-3	.000	3-5	.600	2-5-7	5.4	1	0	4	3	1	0	11	12.1	
Virginia Tech	* 29	5-8	.625	3-5	.600	2-2	1.000	0-9-9	5.6	0	0	2	3	0	0	15	12.2	
at Virginia	* 34	0-7	.000	0-5	.000	2-2	1.000	0-0-0	5.3	1	0	3	1	0	1	2	11.7	
Notre Dame	* 37	5-13	.385	1-4	.250	0-0	.000	3-9-12	5.6	3	0	2	1	0	2	11	11.7	
at North Carolina	* 39	6-13	.462	3-8	.375	2-2	1.000	0-9-9	5.8	4	0	5	3	0	1	17	11.9	
Clemson	* 36	3-11	.273	1-4	.250	0-0	.000	0-8-8	5.9	3	0	0	3	2	1	7	11.7	
at Boston College	* 31	4-9	.444	1-5	.200	1-2	.500	2-3-5	5.8	0	0	3	3	0	0	10	11.6	
Georgia Tech	* 39	5-9	.556	1-3	.333	5-5	1.000	2-8-10	6.0	2	0	9	4	0	1	16	11.8	
at Wake Forest	* 36	4-8	.500	2-5	.400	4-4	1.000	3-9-12	6.2	1	0	6	3	1	2	14	11.9	
at Duke	* 31	6-11	.545	1-3	.333	2-5	.400	0-3-3	6.1	3	0	3	2	1	2	15	12.0	

LAWRENCE'S CAREER STATISTICS

Season	GP	GS	Min.	Avg.	FG	FGA	Pct.	3-Point	Free Throws	Rebounds	PF	FO	Ast.	TO	Blk	Stl	Scoring								
								FGA	FTA	Off.	Def.	Tot.	Avg.				Pts.	Avg.							
2015-16	33	0	397	12.0	47	92	.511	18	42	.600	29	34	63	1.9	39	0	27	13	11	17	136	4.1			
2016-17	33	18	857	26.0	72	173	.416	35	99	.354	45	62	.726	27	97	124	3.8	78	1	57	47	15	42	224	6.8
2017-18	32	31	975	30.5	100	214	.467	38	88	.432	43	63	.683	45	163	208	6.5	81	2	74	53	31	46	281	8.8
2018-19	28	28	924	33.0	119	265	.449	44	130	.338	54	73	.740	23	148	171	6.1	56	0	84	73	22	36	336	12.0
TOTAL	126	77	3153	25.0	338	744	.454	135	359	.376	166	238	.697	124	442	566	4.5	254	3	242	186	79	141	977	7.8

SEASON/CAREER HIGHS

Points
 Season: 19 Lehigh, 11/9/18
 Career: 25 at Virginia Tech, 2/3/18
 ACC: 25 at Virginia Tech, 2/3/18

Rebounds
 Season: 12 3x, last at Wake, 2/26/19
 Career: 13 at Virginia Tech, 2/3/18
 ACC: 13 at Virginia Tech, 2/3/18

Assists
 Season: 9 Georgia Tech, 2/23/19
 Career: 9 Georgia Tech, 2/23/19
 ACC: 9 Georgia Tech, 2/23/19

Steals
 Season: 3 2x, last vs. HBU, 12/19/18
 Career: 5 Duke, 1/15/18
 ACC: 5 Duke, 1/15/18

Blocked Shots
 Season: 3 Lehigh, 11/9/18
 Career: 3 6x, last vs. Lehigh, 11/9/18
 ACC: 3 2x, last at Virginia Tech, 2/3/18

Field Goals
 Season: 8 2x, last vs. Seton Hall, 11/25/18
 Career: 9 at Virginia Tech, 2/3/18
 ACC: 9 at Virginia Tech, 2/3/18

Field-Goal Attempts
 Season: 16 vs. Seton Hall, 11/25/18
 Career: 16 vs. Seton Hall, 11/25/18
 ACC: 13 3x, last at UNC, 2/9/19

Free Throws
 Season: 5 4x, last vs. Ga. Tech, 2/23/19
 Career: 6 North Florida, 11/25/17
 ACC: 5 3x, last vs. Ga. Tech, 2/23/19

Free-Throw Attempts
 Season: 6 3x, last vs. UNC, 1/19/19
 Career: 7 North Florida, 11/25/17
 ACC: 6 2x, last vs. UNC, 1/19/19

3-Point Field Goals
 Season: 4 3x, last vs. HBU, 12/19/18
 Career: 4 6x, last vs. HBU, 12/19/18
 ACC: 4 3x, last at Florida State, 1/27/18

3-Point Field-Goal Attempts
 Season: 8 4x, last at UNC, 2/9/19
 Career: 9 5x, at Virginia Tech, 2/27/17
 ACC: 9 4x, at Virginia Tech, 2/27/17

Minutes
 Season: 39 2x, last vs. Ga. Tech, 2/23/19
 Career: 40 at Virginia, 2/20/17
 ACC: 40 at Virginia, 2/20/17

CAREER DOUBLE-DOUBLES (6)

10p, 10r vs. Pitt, 1/31/18
 25p, 13r at Virginia Tech, 2/3/18
 19p, 12r vs. Lehigh, 11/9/18
 11p, 12r vs. Notre Dame, 2/6/19
 16p, 10r vs. Georgia Tech, 2/23/19
 14p, 12r at Wake Forest, 2/26/19



CHRIS LYKES

So. • 5-7 • 157 • Guard
Mitchellville, Maryland
Gonzaga College HS

2018-19 HIGHLIGHTS

- Ranks ninth in ACC in overall scoring (16.5) and ninth in league play (16.4)
- Owns 10 games of 20 or more points this season, including six in conference action
- Scored in double figures in all but four games and 16 or more points in 18 games this season
- Has upped his scoring average by 6.9 ppg this season (9.6 to 16.5), which ranks third among ACC players
- Has played at least 30 minutes in 24 of 28 games (ranks 10th in ACC in minutes per game at 34.0)
- Seventh in ACC in free-throw shooting in conference games (59-73, 80.8 percent)
- Had streak of 21 straight made free throws snapped on Jan. 27 vs. FSU
- Scored 26 points and hit career-high six 3-pointers at Wake Forest (2/26)
- Scored 21 points in win over Clemson (2/13)
- Recorded 27 points in career-high 41 minutes at North Carolina (2/9), including 19 points in second half and overtime
- Scored 25 points against Wake Forest (1/12), including 14-of-14 from free-throw line which is second-best FT performance in program history (Jack McClinton, 16-16 vs. NC State, March 7, 2009)
- Scored career-high 28 points on 10-of-15 shooting in ACC opener against NC State (1/3)
- Averaged 17.7 ppg in three games at Wooden Legacy
- Scored 20 or more points in each of the first three games this season, becoming first UM player since Joe Wylie in 1989 to do so to begin a season
- First UM player to record three straight 20-point efforts since Shane Larkin put up 20 or more points in consecutive games in 2013
- Scored 22 points and also played career-best 39 minutes in season opener against Lehigh (11/9)

2018-19 GAME-BY-GAME

	GS	Min	FG	Pct	3FG	Pct	FT	Pct	O-D-T	Avg	PF	FO	A	TO	Blk	Stl	Pts	Avg
Lehigh	*	39	5-17	.294	4-8	.500	8-11	.727	1-4-5	5.0	3	0	4	2	0	2	22	22.0
Stephen F. Austin	*	28	7-12	.583	2-5	.400	4-5	.800	0-2-2	3.5	1	0	6	1	0	3	20	21.0
Bethune-Cookman	*	36	7-16	.438	3-8	.375	4-5	.800	0-2-2	3.0	3	0	6	2	0	2	21	21.0
vs La Salle	*	29	5-7	.714	1-1	1.000	7-8	.875	0-1-1	2.5	2	0	0	3	0	2	18	20.3
vs Fresno State	*	35	6-16	.375	2-8	.250	3-4	.750	0-5-5	3.0	3	0	2	4	0	3	17	19.6
vs Seton Hall	*	37	7-13	.538	2-5	.400	2-2	1.000	0-4-4	3.2	4	0	2	5	0	2	18	19.3
Rutgers	*	32	3-11	.273	2-6	.333	0-0	.000	0-2-2	3.0	2	0	4	5	0	1	8	17.7
vs Yale	*	34	5-13	.385	1-5	.200	1-2	.500	0-0-0	2.6	3	0	3	5	0	1	12	17.0
at Penn	*	31	5-15	.333	0-4	.000	6-8	.750	0-4-4	2.8	4	0	5	4	0	0	16	16.9
Houston Baptist	*	31	5-9	.556	1-2	.500	3-5	.600	1-4-5	3.0	1	0	4	4	0	0	14	16.6
Florida Atlantic	*	29	5-12	.417	0-4	.000	2-2	1.000	0-1-1	2.8	4	0	7	2	0	3	12	16.2
Campbell	*	35	7-12	.583	4-8	.500	3-8	.375	0-2-2	2.8	2	0	2	6	0	2	21	16.6
NC State	*	35	10-15	.667	3-4	.750	5-6	.833	0-0-0	2.5	3	0	2	2	0	1	28	17.5
at Louisville	*	33	6-12	.500	2-5	.400	4-5	.800	1-3-4	2.6	1	0	4	2	0	0	18	17.5
at Florida State	*	35	5-12	.417	1-3	.333	6-6	1.000	0-3-3	2.7	3	0	2	2	0	1	17	17.5
Wake Forest	*	35	5-11	.455	1-4	.250	14-14	1.000	0-2-2	2.6	1	0	4	2	0	0	25	17.9
North Carolina	*	36	8-16	.500	4-8	.500	0-0	.000	1-2-3	2.6	2	0	6	3	0	2	20	18.1
at Syracuse	*	32	4-15	.267	0-8	.000	0-0	.000	1-2-3	2.7	1	0	2	3	1	2	8	17.5
Florida State	*	28	0-12	.000	0-7	.000	1-2	.500	2-0-2	2.6	1	0	2	3	0	1	1	16.6
Virginia Tech	*	37	6-10	.600	3-7	.429	4-6	.667	0-0-0	2.5	2	0	4	5	0	2	19	16.8
at Virginia	*	35	5-13	.385	2-7	.286	4-7	.571	1-3-4	2.6	3	0	1	0	0	1	16	16.7
Notre Dame	*	31	5-10	.500	0-4	.000	1-1	1.000	1-2-3	2.6	2	0	1	2	0	2	11	16.5
at North Carolina	*	41	10-23	.435	5-11	.455	2-2	1.000	0-2-2	2.6	1	0	4	6	0	1	27	16.9
Clemson	*	37	8-17	.471	3-5	.600	2-3	.667	0-4-4	2.6	2	0	2	2	0	0	21	17.1
at Boston College	*	38	3-15	.200	0-8	.000	4-4	1.000	0-2-2	2.6	3	0	4	2	0	1	10	16.8
Georgia Tech	*	34	3-10	.300	1-5	.200	4-5	.800	1-1-2	2.6	2	0	0	0	0	2	11	16.6
at Wake Forest	*	35	7-12	.583	6-10	.600	6-8	.750	1-3-4	2.6	2	0	1	1	0	0	26	16.9
at Duke	*	37	1-15	.067	0-7	.000	2-4	.500	0-3-3	2.6	1	0	2	4	0	2	4	16.5

2017-18


Opponent	P	R	A
Gard-Webb	3	1	1
Navy	8	1	2
Florida A&M	13	1	4
vs. La Salle	0	1	0
N. Florida	10	0	4
at Minnesota	10	1	0
vs. Princeton	5	1	2
Boston U.	8	0	0
at GW	3	0	1
at Hawai'i	7	5	0
vs. NMSU	1	1	0
vs. MTSU	8	0	2
at Pitt	10	1	0
at Ga. Tech	8	0	5
FSU	18	1	2
at Clemson	13	1	1
Duke	13	1	2
at NC State	6	2	5
Louisville.	9	0	4
at FSU	0	0	5
Pittsburgh	13	3	5
at Va. Tech	6	2	0
Wake Forest	13	2	5
at BC	16	3	2
Virginia	19	1	1
Syracuse	14	0	4
at ND	9	1	1
BC	15	0	3
at UNC	18	1	4
Va. Tech	15	1	7
vs. UNC	6	1	1
vs. Loyola	10	6	2

SEASON/CAREER HIGHS

- Points**
 Season: 28 NC State, 1/3/19
 Career: 28 NC State, 1/3/19
 ACC: 28 NC State, 1/3/19
- Rebounds**
 Season: 5 3x, last vs. HBU, 12/19/18
 Career: 6 vs. Loyola Chicago, 3/15/18
 ACC: 4 4x, last at Wake, 2/26/19
- Assists**
 Season: 7 Florida Atlantic, 12/22/18
 Career: 7 2x, last vs. FAU, 12/22/18
 ACC: 7 Virginia Tech, 3/3/18
- Steals**
 Season: 3 3x, last vs. FAU, 12/22/18
 Career: 3 4x, last vs. FAU, 12/22/18
 ACC: 2 7x, last at Duke, 3/2/19
- Blocked Shots**
 Season: 1 at Syracuse, 1/24/19
 Career: 1 2x, last at Syracuse, 1/24/19
 ACC: 1 2x, last at Syracuse, 1/24/19
- Field Goals**
 Season: 10 2x, last at UNC, 2/9/19
 Career: 10 2x, last at UNC, 2/9/19
 ACC: 10 2x, last at UNC, 2/9/19
- Field-Goal Attempts**
 Season: 23 at North Carolina, 2/9/19
 Career: 23 at North Carolina, 2/9/19
 ACC: 23 at North Carolina, 2/9/19
- Free Throws**
 Season: 14 Wake Forest, 1/12/19
 Career: 14 Wake Forest, 1/12/19
 ACC: 14 Wake Forest, 1/12/19
- Free-Throw Attempts**
 Season: 14 Wake Forest, 1/12/19
 Career: 14 Wake Forest, 1/12/19
 ACC: 14 Wake Forest, 1/12/19
- 3-Point Field Goals**
 Season: 6 at Wake Forest, 2/26/19
 Career: 6 at Wake Forest, 2/26/19
 ACC: 6 at Wake Forest, 2/26/19
- 3-Point Field-Goal Attempts**
 Season: 11 at North Carolina, 2/9/19
 Career: 11 at North Carolina, 2/9/19
 ACC: 11 at North Carolina, 2/9/19
- Minutes**
 Season: 41 at North Carolina, 2/9/19
 Career: 41 at North Carolina, 2/9/19
 ACC: 41 at North Carolina, 2/9/19

LYKES' CAREER STATISTICS

Season	GP	GS	Min.	Avg.	3-Point			Free Throws			Rebounds				Scoring										
					FG	FGA	Pct.	FT	FTA	Pct.	Off.	Def.	Tot.	Avg.	PF	FO	Ast.	TO	Blk	Stl	Pts.	Avg.			
2017-18	32	10	690	21.6	100	249	.402	48	139	.345	59	82	.720	3	36	39	1.2	70	0	75	58	1	25	307	9.6
2018-19	28	28	955	34.1	153	371	.412	53	167	.317	102	133	.767	11	63	74	2.6	62	0	86	82	1	39	461	16.5
TOTAL	60	38	1645	27.4	253	620	.408	101	306	.330	161	215	.749	14	99	113	1.9	132	0	161	140	2	64	768	12.8



13 ANTHONY MACK

R-Fr. • 6-6 • 214 • Guard
Las Vegas, Nevada
Univ. of Wyoming/Blair Academy (N.J.)

2018-19 HIGHLIGHTS

- Hit both of his 3-point attempts and scored six points at Duke (3/2)
- Scored season-high nine points in 27 minutes in first matchup against Wake Forest (1/12)
- Made first college start at Louisville (1/6)
- Played 27 minutes off bench in ACC opener against NC State (1/3)
- Scored six points against HBU (12/19) and eight against FAU (12/22)
- Played eight minutes in his Miami debut in season opener vs. Lehigh (11/9)
- Joined team this summer after transferring from Wyoming
- Granted waiver from NCAA to gain immediate eligibility following transfer

2018-19 GAME-BY-GAME

	GS	Min	FG	Pct	3FG	Pct	FT	Pct	O-D-T	Avg	PF	FO	A	TO	Blk	Stl	Pts	Avg
Lehigh	8		0-4	.000	0-4	.000	0-0	.000	0-0-0	0.0	1	0	0	0	0	0	0	0.0
SFA	DNP																	
Bethune-Cookman	DNP																	
vs La Salle	15		2-4	.500	1-2	.500	0-0	.000	0-0-0	0.0	3	0	0	2	0	1	5	2.5
vs Fresno State	5		0-1	.000	0-0	.000	0-0	.000	0-0-0	0.0	1	0	1	0	0	0	0	1.7
vs Seton Hall	DNP																	
Rutgers	DNP	(illness)																
vs Yale	12		0-3	.000	0-1	.000	0-0	.000	0-2-2	0.5	1	0	0	1	0	0	0	1.3
at Penn	9		0-1	.000	0-1	.000	0-0	.000	0-1-1	0.6	0	0	0	0	0	0	0	1.0
Houston Baptist	17		2-5	.400	2-5	.400	0-0	.000	2-2-4	1.2	2	0	2	1	0	0	6	1.8
Florida Atlantic	21		3-4	.750	2-3	.667	0-0	.000	0-0-0	1.0	2	0	2	0	0	1	8	2.7
Campbell	14		1-2	.500	1-2	.500	0-0	.000	0-0-0	0.9	0	0	1	0	0	0	3	2.8
NC State	27		2-7	.286	1-6	.167	0-0	.000	0-2-2	1.0	2	0	0	0	0	1	5	3.0
at Louisville	* 21		1-3	.333	1-2	.500	0-0	.000	0-3-3	1.2	3	0	1	0	0	0	3	3.0
at Florida State	* 26		1-6	.167	0-3	.000	0-0	.000	0-2-2	1.3	0	0	4	0	0	0	2	2.9
Wake Forest	* 27		3-7	.429	2-5	.400	1-2	.500	0-3-3	1.4	1	0	1	3	1	1	9	3.4
North Carolina	* 18		0-2	.000	0-2	.000	0-0	.000	0-1-1	1.4	2	0	0	1	0	0	0	3.2
at Syracuse	14		2-4	.500	2-2	1.000	0-0	.000	0-0-0	1.3	0	0	1	0	0	0	6	3.4
Florida State	* 19		0-3	.000	0-1	.000	0-0	.000	1-1-2	1.3	0	0	0	0	0	0	0	3.1
Virginia Tech	18		2-7	.286	1-5	.200	0-0	.000	0-0-0	1.3	1	0	2	1	0	2	5	3.3
at Virginia	6		0-1	.000	0-1	.000	0-0	.000	0-0-0	1.2	0	0	0	1	0	0	0	3.1
Notre Dame	8		0-2	.000	0-2	.000	0-0	.000	0-1-1	1.2	0	0	0	1	0	0	0	2.9
at North Carolina	* 12		0-1	.000	0-0	.000	0-0	.000	1-0-1	1.2	0	0	0	0	0	1	0	2.7
Clemson	6		0-0	.000	0-0	.000	0-0	.000	0-1-1	1.2	0	0	0	0	0	0	0	2.6
at Boston College	11		0-3	.000	0-3	.000	0-0	.000	0-0-0	1.1	0	0	0	0	0	0	0	2.5
Georgia Tech	14		2-2	1.000	1-1	1.000	0-0	.000	1-0-1	1.1	1	0	1	2	1	0	5	2.6
at Wake Forest	17		1-4	.250	1-3	.333	0-0	.000	1-2-3	1.2	2	0	2	0	0	1	3	2.6
at Duke	20		2-3	.667	2-3	.667	0-0	.000	0-0-0	1.1	1	0	1	0	0	0	6	2.8

CAREER HIGHS

Points

Career: 9 Wake Forest, 1/12/19
ACC: 9 Wake Forest, 1/12/19

Rebounds

Career: 4 Houston Baptist, 12/19/18
ACC: 3 3x, last at Wake Forest, 2/26/19

Assists

Career: 4 at Florida State, 1/9/19
ACC: 4 at Florida State, 1/9/19

Steals

Career: 2 Virginia Tech, 1/30/19
ACC: 2 Virginia Tech, 1/30/19

Blocked Shots

Career: 1 Wake Forest, 1/12/19
ACC: 1 Wake Forest, 1/12/19

Field Goals

Career: 3 2x, last vs. Wake Forest, 1/12/19
ACC: 3 Wake Forest, 1/12/19

Field-Goal Attempts

Career: 7 2x, last vs. Wake Forest, 1/12/19
ACC: 7 2x, last vs. Wake Forest, 1/12/19

Free Throws

Career: 1 Wake Forest, 1/12/19
ACC: 1 Wake Forest, 1/12/19

Free-Throw Attempts

Career: 2 Wake Forest, 1/12/19
ACC: 2 Wake Forest, 1/12/19

3-Point Field Goals

Career: 2 5x, last at Duke, 3/2/19
ACC: 2 3x, last at Duke, 3/2/19

3-Point Field-Goal Attempts

Career: 6 NC State, 1/3/19
ACC: 6 NC State, 1/3/19

Minutes

Career: 27 2x, last vs. Wake Forest, 1/12/19
ACC: 27 2x, last vs. Wake Forest, 1/12/19

MACK'S CAREER STATISTICS

Season	GP	GS	Min.	Avg.	FG	FGA	Pct.	3-Point	Free Throws	Rebounds				Scoring											
								FG	FTA	Pct.	Off.	Def.	Tot.	Avg.	PF	FO	Ast.	TO	Blk	Stl	Pts.	Avg.			
2018-19	24	6	365	15.2	24	79	.304	17	57	.298	1	2	500	6	21	27	1.1	23	0	19	13	2	8	66	2.8



1 DEJAN (DJ) VASILJEVIC

Jr. • 6-3 • 184 • Guard
Melbourne, Australia
Australian Institute of Sport

CAREER

• With 188 career 3-pointers, he is eighth in career 3-point field goals made at Miami

2018-19 HIGHLIGHTS

- Seventh in ACC in 3-pointers per game (2.5) and ninth in 3-point percentage (37.4%)
- Had streak of 33 consecutive games with at least one 3-pointer made snapped on Feb. 2 at Virginia (at the time, was longest active streak in ACC, third longest in program history and 20th longest in ACC history)
- Hit three or more 3-pointers in 14 games this season
- Posted 21 points, including five 3-pointers, against Georgia Tech (2/23)
- Scored career-high 22 points in win over Clemson (2/13); hit his first five 3-point attempts to start the second half
- Recorded first career double-double with 15 points and 10 rebounds against Notre Dame (2/6)
- Hit season-high five 3-pointers and scored 19 points at Louisville (1/6)
- Averaged 11.7 ppg and 5.7 rpg in three games at Wooden Legacy
- Hit four 3-pointers and scored 16 points in season opener against Lehigh (11/9)

2018-19 GAME-BY-GAME

	GS	Min	FG	Pct	3FG	Pct	FT	Pct	O-D-T	Avg	PF	FO	A	TO	Bk	Stl	Pts	Avg
Lehigh	* 26	5-10	.500	4-7	.571	2-2	1.000	0-3-3	3.0	3	0	2	2	0	0	0	16	16.0
Stephen F. Austin	* 30	4-9	.444	4-7	.571	5-5	1.000	1-3-4	3.5	3	0	0	1	0	0	0	17	16.5
Bethune-Cookman	* 32	5-12	.417	4-9	.444	6-6	1.000	2-3-5	4.0	1	0	2	2	0	3	20	17.7	
vs La Salle	* 28	5-8	.625	3-5	.600	2-2	1.000	0-7-7	4.8	0	0	3	2	0	0	15	17.0	
vs Fresno State	* 38	4-10	.400	4-7	.571	0-0	.000	1-4-5	4.8	2	0	1	2	0	0	12	16.0	
vs Seton Hall	* 34	3-8	.375	2-5	.400	0-0	.000	0-5-5	4.8	0	0	5	0	0	0	8	14.7	
Rutgers	* 38	1-8	.125	1-6	.167	0-0	.000	2-1-3	4.6	3	0	0	2	0	0	3	13.0	
vs Yale	28	5-12	.417	4-10	.400	3-3	1.000	1-5-6	4.8	3	0	1	1	0	1	17	13.5	
at Penn	* 34	4-7	.571	2-5	.400	0-0	.000	2-1-3	4.6	3	0	0	0	0	0	10	13.1	
Houston Baptist	* 34	4-12	.333	3-10	.300	2-2	1.000	1-4-5	4.6	2	0	4	0	0	0	13	13.1	
Florida Atlantic	* 33	3-7	.429	3-7	.429	0-0	.000	0-5-5	4.6	0	0	3	1	0	1	9	12.7	
Campbell	* 34	3-5	.600	1-3	.333	3-4	.750	1-3-4	4.6	1	0	2	3	0	0	10	12.5	
NC State	* 27	1-5	.200	1-4	.250	3-4	.750	0-3-3	4.5	1	0	1	0	0	0	1	6	12.0
at Louisville	32	7-11	.636	5-8	.625	0-0	.000	0-4-4	4.4	3	0	0	0	0	0	19	12.5	
at Florida State	29	2-6	.333	2-6	.333	0-1	.000	2-3-5	4.5	2	0	1	0	0	0	6	12.1	
Wake Forest	26	5-9	.556	4-8	.500	0-0	.000	0-4-4	4.4	1	0	0	0	0	0	14	12.2	
North Carolina	22	1-5	.200	1-2	.500	0-0	.000	1-2-3	4.4	1	0	0	1	0	1	3	11.6	
at Syracuse	* 33	4-9	.444	3-8	.375	0-0	.000	3-5-8	4.6	1	0	1	0	0	0	11	11.6	
Florida State	35	4-11	.364	1-8	.125	3-3	1.000	0-3-3	4.5	2	0	0	0	0	2	12	11.6	
Virginia Tech	* 31	3-9	.333	2-7	.286	0-0	.000	0-1-1	4.3	3	0	2	0	0	0	8	11.5	
at Virginia	* 16	0-3	.000	0-3	.000	0-0	.000	0-2-2	4.2	0	0	0	1	0	1	0	10.9	
Notre Dame	* 34	5-14	.357	3-9	.333	2-2	1.000	2-8-10	4.5	2	0	1	2	0	2	15	11.1	
at North Carolina	* 40	5-9	.556	1-5	.200	0-0	.000	0-7-7	4.6	2	0	2	2	0	0	11	11.1	
Clemson	* 37	7-13	.538	5-10	.500	3-3	1.000	1-2-3	4.5	2	0	2	0	1	1	22	11.5	
at Boston College	* 25	1-6	.167	0-3	.000	0-0	.000	0-1-1	4.4	1	0	0	0	0	0	2	11.2	
Georgia Tech	* 32	7-15	.467	5-11	.455	2-2	1.000	2-3-5	4.4	3	0	4	2	0	1	21	11.5	
at Wake Forest	* 36	4-15	.267	2-10	.200	2-2	1.000	1-5-6	4.4	2	0	0	0	0	1	12	11.6	
at Duke	* 35	2-11	.182	0-4	.000	0-0	.000	2-3-5	4.5	0	0	0	1	0	1	4	11.3	

VASILJEVIC'S CAREER STATISTICS

Season	GP	GS	Min.	Avg.	3-Point			Free Throws			Rebounds				Scoring										
					FG	FGA	Pct.	FT	FTA	Pct.	Off.	Def.	Tot.	Avg.	PF	FO	Ast.	TO	Bk	Stl	Pts.	Avg.			
2016-17	33	0	577	17.5	65	182	.357	51	146	.349	16	20	.800	5	39	44	1.3	31	0	15	13	1	11	197	6.0
2017-18	32	20	731	22.8	104	231	.450	67	163	.411	14	16	.875	15	65	80	2.5	49	0	14	16	2	13	289	9.0
2018-19	28	22	879	31.4	104	259	.402	70	187	.374	38	41	.927	25	100	125	4.5	47	0	37	25	1	16	316	11.3
TOTAL	93	42	2187	23.5	273	672	.406	188	496	.379	68	77	.883	45	204	249	2.7	127	0	66	54	4	40	802	8.6

SEASON/CAREER HIGHS

Points

Season: 22 Clemson, 2/13/19
Career: 22 Clemson, 2/13/19
ACC: 22 Clemson, 2/13/19

Rebounds

Season: 10 Notre Dame, 2/6/19
Career: 10 Notre Dame, 2/6/19
ACC: 10 Notre Dame, 2/6/19

Assists

Season: 5 vs. Seton Hall, 11/25/18
Career: 5 vs. Seton Hall, 11/25/18
ACC: 4 2x, last vs. Ga. Tech, 2/23/19

Steals

Season: 3 Bethune-Cookman, 11/17/18
Career: 3 Bethune-Cookman, 11/17/18
ACC: 2 4x, last vs. Notre Dame, 2/6/19

Blocked Shots

Season: —
Career: 1 3x, last vs. Boston U., 12/5/17
ACC: —

Field Goals

Season: 7 3x, last vs. Ga. Tech, 2/23/19
Career: 7 5x, last vs. Ga. Tech, 2/23/19
ACC: 7 4x, last vs. Ga. Tech, 2/23/19

Field-Goal Attempts

Season: 15 at Wake Forest, 2/26/19
Career: 15 at Wake Forest, 2/26/19
ACC: 15 at Wake Forest, 2/26/19

Free Throws

Season: 6 Bethune-Cookman, 11/17/18
Career: 6 Bethune-Cookman, 11/17/18
ACC: 3 3x, last vs. Clemson, 2/13/19

Free-Throw Attempts

Season: 6 Bethune-Cookman, 11/17/18
Career: 6 Bethune-Cookman, 11/17/18
ACC: 4 NC State, 1/3/19

3-Point Field Goals

Season: 5 3x, last vs. Ga. Tech, 2/23/19
Career: 6 2x, last at Florida St., 1/27/18
ACC: 6 2x, last at Florida St., 1/27/18

3-Point Field-Goal Attempts


Season: 11 Georgia Tech, 2/23/19
Career: 12 at Syracuse, 1/4/17
ACC: 12 at Syracuse, 1/4/17

Minutes

Season: 40 at North Carolina, 2/9/19
Career: 40 at North Carolina, 2/9/19
ACC: 40 at North Carolina, 2/9/19

CAREER DOUBLE-DOUBLES (1)

15p, 10r vs. Notre Dame, 2/6/19



21 SAM WAARDENBURG

R-So. • 6-10 • 216 • Forward
Henderson, New Zealand
Rangitoto College

2018-19 HIGHLIGHTS

- Scored 10 points on perfect shooting (3-3 FG, 2-2 3FG, 2-2 FT) at Boston College (2/17)
- Scored 10 points in 36 minutes at Virginia (2/2)
- Recorded nine points in 30 minutes against Virginia Tech (1/30)
- Scored 13 points on 4-for-4 shooting against Florida State (1/27)
- Grabbed career-high nine rebounds and added six points and three assists in 26 minutes against Wake Forest (1/12)
- Recorded eight rebounds at Louisville (1/6)
- Scored career-high 14 points in 37 minutes at Penn (12/4)
- Averaged 7.0 ppg and 4.3 rpg in three games at Wooden Legacy
- Made first career start and scored 11 points with career-high five rebounds in career-high 28 minutes in season opener against Lehigh (11/9)

2017-18

Opponent	P	R	A
Gard-Webb	DNP		
Navy	DNP		
Florida A&M	DNP		
vs. La Salle	7	2	0
N. Florida	9	6	1
at Minnesota	0	1	0
vs. Princeton	0	4	0
Boston U.	0	2	0
at GW	DNP		
at Hawai'i	DNP		
vs. NMSU	0	0	0
vs. MTSU	DNP		
at Pitt	DNP		
at Ga. Tech	DNP		
FSU	DNP		
at Clemson	DNP		
Duke	DNP		
at NC State	0	0	0
Louisville.	0	7	1
at FSU	5	1	0
Pittsburgh	4	4	1
at Va. Tech	3	5	0
Wake Forest	12	3	1
at BC	6	0	0
Virginia	6	0	0
Syracuse	2	4	0
at ND	6	2	0
BC	4	6	1
at UNC	3	2	4
Va. Tech	0	5	1
vs. UNC	2	3	3
Loyola	0	2	4

2018-19 GAME-BY-GAME

	GS	Min	FG	Pct	3FG	Pct	FT	Pct	O-D-T	Avg	PF	FO	A	TO	Blk	Stl	Pts	Avg
Lehigh	*	28	3-7	.429	1-2	.500	4-4	1.000	3-2-5	5.0	1	0	2	1	0	1	11	11.0
Stephen F. Austin	*	33	1-6	.167	0-2	.000	0-1	.000	0-4-4	4.5	3	0	5	2	0	1	2	6.5
Bethune-Cookman	*	27	4-6	.667	0-1	.000	0-1	.000	1-3-4	4.3	3	0	1	0	0	0	8	7.0
vs La Salle	*	28	4-10	.400	1-3	.333	1-2	.500	1-3-4	4.3	0	0	2	2	1	0	10	7.8
vs Fresno State	*	24	1-5	.200	0-2	.000	4-5	.800	1-3-4	4.2	2	0	0	0	0	1	6	7.4
vs Seton Hall		24	2-4	.500	0-1	.000	1-2	.500	0-5-5	4.3	1	0	0	2	0	1	5	7.0
Rutgers		17	1-7	.143	0-3	.000	0-0	.000	1-2-3	4.1	0	0	0	2	0	0	2	6.3
vs Yale		6	0-0	.000	0-0	.000	0-0	.000	0-0-0	3.6	1	0	0	0	0	0	0	5.5
at Penn	*	37	5-7	.714	2-3	.667	2-3	.667	2-1-3	3.6	2	0	0	1	0	0	14	6.4
Houston Baptist	*	24	2-3	.667	0-1	.000	2-2	1.000	1-2-3	3.5	4	0	1	1	1	1	6	6.4
Florida Atlantic	*	29	1-5	.200	1-4	.250	1-2	.500	0-2-2	3.4	1	0	1	2	0	0	4	6.2
Campbell	*	27	1-4	.250	0-1	.000	0-0	.000	0-4-4	3.4	4	0	1	2	1	1	2	5.8
NC State	*	15	0-2	.000	0-1	.000	0-0	.000	0-0-0	3.2	4	0	0	1	0	0	0	5.4
at Louisville		25	1-5	.200	0-2	.000	0-0	.000	4-4-8	3.5	2	0	1	2	0	0	2	5.1
at Florida State		14	0-0	.000	0-0	.000	4-4	1.000	0-0-0	3.3	0	0	0	0	0	0	4	5.1
Wake Forest		26	2-4	.500	1-1	1.000	1-2	.500	3-6-9	3.6	0	0	3	0	0	0	6	5.1
North Carolina		26	2-3	.667	1-2	.500	0-1	.000	1-2-3	3.6	1	0	3	1	0	0	5	5.1
at Syracuse	*	22	0-2	.000	0-1	.000	0-0	.000	1-2-3	3.6	3	0	1	1	5	0	0	4.8
Florida State		24	4-4	1.000	2-2	1.000	3-4	.750	0-2-2	3.5	4	0	1	1	0	0	13	5.3
Virginia Tech		30	2-7	.286	1-2	.500	4-4	1.000	3-3-6	3.6	2	0	3	0	0	2	9	5.5
at Virginia		36	4-9	.444	1-3	.333	1-2	.500	1-2-3	3.6	3	0	0	1	1	1	10	5.7
Notre Dame		27	1-4	.250	0-1	.000	0-0	.000	2-3-5	3.6	3	0	0	2	1	0	2	5.5
at North Carolina		19	3-3	1.000	2-2	1.000	0-0	.000	1-2-3	3.6	3	0	1	1	1	0	8	5.6
Clemson		30	1-2	.500	1-1	1.000	3-4	.750	1-1-2	3.5	2	0	0	0	1	0	6	5.6
at Boston College		28	3-3	1.000	2-2	1.000	2-2	1.000	2-3-5	3.6	4	0	2	1	1	1	10	5.8
Georgia Tech		26	1-5	.200	1-4	.250	4-5	.800	1-1-2	3.5	0	0	1	0	2	2	7	5.8
at Wake Forest		29	1-3	.333	0-2	.000	2-2	1.000	1-0-1	3.4	3	0	3	1	1	2	4	5.8
at Duke		20	2-5	.400	2-3	.667	0-0	.000	0-3-3	3.4	3	0	2	4	0	1	6	5.8

SEASON/CAREER HIGHS

Points

Season: 14 at Penn, 12/4/18
 Career: 14 at Penn, 12/4/18
 ACC: 13 Florida State, 1/27/19

Rebounds

Season: 9 Wake Forest, 1/12/19
 Career: 9 Wake Forest, 1/12/19
 ACC: 9 Wake Forest, 1/12/19

Assists

Season: 5 Stephen F. Austin, 11/13/18
 Career: 5 Stephen F. Austin, 11/13/18
 ACC: 4 at North Carolina, 2/27/18

Steals

Season: 2 3x, last at Wake Forest, 2/26/19
 Career: 3 at Boston College, 2/10/18
 ACC: 3 at Boston College, 2/10/18

Blocked Shots

Season: 2 Georgia Tech, 2/23/19
 Career: 2 2x, last vs. Georgia Tech, 2/23/19
 ACC: 2 Georgia Tech, 2/23/19

Field Goals

Season: 4 4x, last at Virginia, 2/2/19
 Career: 4 5x, last at Virginia, 2/2/19
 ACC: 4 2x, last at Virginia, 2/2/19

Field-Goal Attempts

Season: 10 La Salle, 11/22/18
 Career: 10 La Salle, 11/22/18
 ACC: 9 at Virginia, 2/2/19

Free Throws

Season: 4 4x, last vs. Virginia Tech, 1/30/19
 Career: 4 4x, last vs. Virginia Tech, 1/30/19
 ACC: 4 2x, last vs. Virginia Tech, 1/30/19

Free-Throw Attempts

Season: 5 vs. Fresno State, 11/23/18
 Career: 5 vs. Fresno State, 11/23/18
 ACC: 4 5x, last vs. Clemson, 2/13/19

3-Point Field Goals

Season: 2 5x, last at Duke, 3/2/19
 Career: 3 Wake Forest, 2/7/18
 ACC: 3 Wake Forest, 2/7/18

3-Point Field-Goal Attempts

Season: 4 2x, last vs. Georgia Tech, 2/23/19
 Career: 4 4x, last vs. Georgia Tech, 2/23/19
 ACC: 4 3x, last vs. Georgia Tech, 2/23/19

Minutes

Season: 37 at Penn, 12/4/18
 Career: 37 at Penn, 12/4/18
 ACC: 36 at Virginia, 2/2/19

WAARDENBURG'S CAREER STATISTICS										3-Point		Free Throws			Rebounds				Scoring						
Season	GP	GS	Min.	Avg.	FG	FGA	Pct.	FG	FGA	Pct.	FT	FTA	Pct.	Off.	Def.	Tot.	Avg.	PF	FO	Ast.	TO	Blk	Stl	Pts.	Avg.
2017-18	21	0	310	14.8	24	58	.414	14	32	.438	7	8	.875	26	33	59	2.8	31	0	17	14	9	10	69	3.3
2018-19	28	11	701	25.0	52	125	.416	19	52	.365	39	52	.750	31	65	96	3.4	59	0	34	35	11	15	162	5.8
TOTAL	49	11	1011	20.6	76	183	.415	33	84	.393	46	60	.767	57	98	155	3.2	90	0	51	49	20	25	231	4.7

2018-19 MIAMI BASKETBALL ROSTER

NUMERICAL

No.	Name	Yr.	Pos.	Ht.	Wt.	Hometown/Previous School
0	Chris Lykes	So.	G	5-7	157	Mitchellville, Md./Gonzaga College HS
1	Dejan (DJ) Vasiljevic	Jr.	G	6-3	184	Melbourne, Australia/Australian Institute of Sport
2	Willie Herenton	So.	G	6-1	178	Lincolnshire, Ill./Stevenson HS
3	Anthony Lawrence II	Sr.	G	6-7	207	St. Petersburg, Fla./Lakewood Senior HS
5	Zach Johnson	R-Sr.	G	6-2	192	Miami, Fla./Florida Gulf Coast Univ./Norland HS
10	Dominic Proctor	So.	G	6-6	190	Las Vegas, Nev./Bishop Gorman HS
13	Anthony Mack	R-Fr.	G	6-6	214	Las Vegas, Nev./Wyoming/Blair Academy (N.J.)
14	Rodney Miller Jr.	Jr.	C	7-0	255	Laurelton, N.Y./Oak Hill Academy
15	Ebuka Izundu	Sr.	C	6-10	232	Charlotte, N.C./Victory Christian Center
21	Sam Waardenburg	R-So.	F	6-10	216	Auckland, New Zealand/Rangitoto College
22	Deng Gak	R-Fr.	F	6-10	211	Sydney, Australia/Blair Academy (N.J.)
23	Kameron McGusty ^A	Jr.	G	6-5	192	Katy, Texas/Oklahoma/Sunrise Christian Acad. (Kan.)

ALPHABETICAL

No.	Name	Yr.	Pos.	Ht.	Wt.	Hometown/Previous School
2	Willie Herenton	So.	G	6-1	178	Lincolnshire, Ill./Stevenson HS
22	Deng Gak	R-Fr.	F	6-10	211	Sydney, Australia/Blair Academy (N.J.)
15	Ebuka Izundu	Sr.	C	6-10	232	Charlotte, N.C./Victory Christian Center
5	Zach Johnson	R-Sr.	G	6-2	192	Miami, Fla./Florida Gulf Coast Univ./Norland HS
3	Anthony Lawrence II	Sr.	G	6-7	207	St. Petersburg, Fla./Lakewood Senior HS
0	Chris Lykes	So.	G	5-7	157	Mitchellville, Md./Gonzaga College HS
13	Anthony Mack	R-Fr.	G	6-6	214	Las Vegas, Nev./Wyoming/Blair Academy (N.J.)
23	Kameron McGusty ^A	Jr.	G	6-5	192	Katy, Texas/Oklahoma/Sunrise Christian Acad. (Kan.)
14	Rodney Miller Jr.	Jr.	C	7-0	255	Laurelton, N.Y./Oak Hill Academy
10	Dominic Proctor	So.	G	6-6	190	Las Vegas, Nev./Bishop Gorman HS
1	Dejan (DJ) Vasiljevic	Jr.	G	6-3	184	Melbourne, Australia/Australian Institute of Sport
21	Sam Waardenburg	R-So.	F	6-10	216	Auckland, New Zealand/Rangitoto College

^A sitting out 2018-19 season per NCAA transfer regulations

Head Coach: Jim Larrañaga, Providence '71, eighth season

Associate Head Coach: Chris Caputo, Westfield State (Mass.) '02, eighth season

Assistant Coach: Alvin "Pooh" Williamson, Tulsa '95, first season

Assistant Coach: Adam Fisher, Penn State '06, fourth season

Director of Operations: Lamont Franklin, UNC Wilmington '97, second season

Strength & Conditioning Coach: Casey Cathrall, Ithaca College '12, first season

Athletic Trainer: Javier Jimenez, Temple '06, third season

Associate Director of Operations: Jeff Dyer, Delaware '14, second season

PRONUNCIATION GUIDE

Gak..... Gack
 Herenton..... HAIR-un-tun
 Ebuka Izundu..... ee-BOO-kuh ee-ZOON-du
 DJ Vasiljevic Vuh-SEE-luh-vitch
 Waardenburg WAR-dun-berg

HC Jim Larrañaga LARE-uh-NAY-guh
 AC Chris Caputo..... Cuh-POO-toe
 SC Casey Cathrall CATH-rull
 AT Javier Jimenez..... Hah-VEE-air Him-EN-ez

ROSTER BY CLASS

Seniors (3)

Ebuka Izundu
 Zach Johnson
 Anthony Lawrence II

Sophomores (4)

Willie Herenton
 Chris Lykes
 Dominic Proctor

Juniors (3)

Kameron McGusty
 Rodney Miller Jr.
 DJ Vasiljevic

Sam Waardenburg

Freshmen (2)

Deng Gak
 Anthony Mack

ROSTER BY STATE

2 Florida
 2 Nevada
 1 Illinois
 1 Maryland
 1 New York
 1 Texas

ROSTER BY COUNTRY

8 United States
 2 Australia
 1 New Zealand
 1 Nigeria

GEOGRAPHIC BREAKDOWN

UNITED STATES

Florida

Zach Johnson
 Anthony Lawrence II

Illinois

Willie Herenton

Maryland

Chris Lykes

Nevada

Anthony Mack
 Dominic Proctor

New York

Rodney Miller Jr.

Texas

Kameron McGusty

INTERNATIONAL

Australia

DJ Vasiljevic
 Deng Gak

New Zealand

Sam Waardenburg


Nigeria

Ebuka Izundu

TV/RADIO ROSTER



0 CHRIS LYKES
So. • G • 5-7 • 157
Mitchellville, Md.
Gonzaga College HS



1 DEJAN (DJ) VASILJEVIC
Jr. • G • 6-3 • 184
Melbourne, Australia
Australian Institute of Sport



2 WILLIE HERENTON
So. • G • 6-1 • 178
Lincolnshire, Ill.
Stevenson HS




3 ANTHONY LAWRENCE II
Sr. • G • 6-7 • 207
St. Petersburg, Fla.
Lakewood Senior HS




5 ZACH JOHNSON
R-Sr. • G • 6-2 • 192
Miami, Fla.
Florida Gulf Coast/Norland HS



10 DOMINIC PROCTOR
So. • G • 6-6 • 190
Las Vegas, Nev.
Bishop Gorman HS




13 ANTHONY MACK
R-Fr. • G • 6-6 • 214
Las Vegas, Nev.
Wyoming/Blair Academy (N.J.)



14 RODNEY MILLER JR.
Jr. • C • 7-0 • 255
Laurelton, N.Y.
Oak Hill Academy



15 EBUKA IZUNDU
Sr. • C • 6-10 • 232
Charlotte, N.C.
Victory Christian Center



21 SAM WAARDENBURG
R-So. • F • 6-10 • 216
Auckland, New Zealand
Rangitoto College



22 DENG GAK
R-Fr. • F • 6-10 • 211
Sydney, Australia
Blair Academy (N.J.)



23 KAMERON MCGUSTY
Jr. • G • 6-5 • 192
Katy, Texas
Oklahoma/Sunrise Christian Acad. (Kan.)



JIM LARRAÑAGA
Head Coach



CHRIS CAPUTO
Associate Head Coach



ALVIN "POOH" WILLIAMSON
Assistant Coach



ADAM FISHER
Assistant Coach



LAMONT FRANKLIN
Director of Operations