



2013-14 @MIAMIWBB GAME NOTES

Miami Athletic Communications • 5821 San Amaro Drive • Coral Gables, FL 33146 • HurricaneSports.com
Assistant Director of Communications (WBB): Taylor McGillis • Email: t.mcgillis@miami.edu • Phone: 305-284-3249/786-510-7462
Twitter: @MiamiWBB | Instagram: @MiamiWBB | Facebook: /MiamiWBB | Tumblr: uwomenshoops.tumblr.com

2013-14 STATISTICAL LEADERS

SCORING



CAPRICE DENNIS

14.1 PPG

KEYONA HAYES

11.5 PPG

REBOUNDING



JASSANY WILLIAMS

7.0 RPG

KEYONA HAYES

6.5 RPG

ASSISTS



ADRIENNE MOTLEY

33

SURIYA MCGUIRE

25

2013-14 SCHEDULE

| DATE | OPPONENT | TIME (ET) |
|---------|------------------------------------|-----------|
| Nov. 8 | NORTH FLORIDA | W, 79-39 |
| Nov. 10 | RICHMOND | L, 57-50 |
| Nov. 15 | MIDDLE TENNESSEE | L, 61-55 |
| Nov. 19 | at Oakland | W, 86-68 |
| Nov. 25 | YALE | W, 91-67 |
| Nov. 29 | ST. FRANCIS BROOKLYN | W, 78-56 |
| Nov. 30 | MISSOURI | W, 74-68 |
| Dec. 5 | at Minnesota Big Ten/ACC Challenge | L, 74-67 |
| Dec. 15 | COPPIN STATE | W, 63-58 |
| Dec. 21 | at Arizona State | L, 75-73 |
| Dec. 28 | MORGAN STATE | W, 80-42 |
| Dec. 29 | NEW MEXICO | W, 67-50 |
| Jan. 1 | PENN | L, 67-66 |
| Jan. 4 | at Wake Forest* | 4 p.m. |
| Jan. 9 | FLORIDA STATE* | 7 p.m. |
| Jan. 12 | at Virginia Tech* | 2 p.m. |
| Jan. 16 | at Boston College* | 7 p.m. |
| Jan. 19 | NC STATE* | 2 p.m. |
| Jan. 23 | at Notre Dame* | 8:30 p.m. |
| Jan. 26 | at Clemson* | 2 p.m. |
| Jan. 30 | DUKE* | 7 p.m. |
| Feb. 2 | at North Carolina* | 2 p.m. |
| Feb. 9 | GEORGIA TECH* | 2 p.m. |
| Feb. 13 | MARYLAND* | 7 p.m. |
| Feb. 16 | at Florida State* | 2 p.m. |
| Feb. 20 | SYRACUSE* | 7 p.m. |
| Feb. 23 | WAKE FOREST* | 1 p.m. |
| Feb. 27 | at Virginia* | 7 p.m. |
| Mar. 2 | PITTSBURGH* | 1 p.m. |

All Times Eastern and Subject to Change
Home games in **BOLD CAPS**, played at the BankUnited Center (Coral Gables, Fla.)

* ACC game

GAME 14 | JAN. 4, 2014 • 2 PM ET • WINSTON-SALEM, N.C. | VETERANS MEMORIAL



MIAMI HURRICANES (8-5)

Head Coach: Katie Meier (Duke, 1990)
Record at UM: 155-111 (9th season), Career Record: 231-156 (13th season)

VS



WAKE FOREST DEMON DEACONS (9-4)

Head Coach: Jen Hoover
Record at Wake Forest: 21-23 (2nd season), Career Record: 41-36 (3rd season)

SERIES HISTORY: Wake Forest leads the series 7-6

Radio: WVUM

Live Stats: WakeForestSports.com

Twitter: @MiamiWBB

#4THINGS

CANES ENTER ACC PLAY

Miami enters ACC play against the Demon Deacons after finishing its non-conference schedule with an 8-5 record. The Hurricanes were picked to finish ninth in both preseason polls. Following the game in Winston-Salem, Miami will head home for its ACC home opener against Florida State on Jan. 9.

LAST TIME OUT

The Hurricanes ended its non-conference schedule on a sour note, falling to Penn 67-66 in New Year's Day at the BankUnited Center. Down 16 at one point in the game, Miami clawed back to take a four-point lead with a minute and a half to go. Adrienne Motley scored in double figures for the third straight game -- leading the Hurricanes with 17 points.

SCOUTING WAKE FOREST

Wake Forest is led by Chelsea Douglas and Dearica Hamby, who are each averaging over 21 points per game. Hamby also leads the Demon Deacons in rebounding-- averaging over 11 per game. Wake Forest enters ACC play against the Hurricanes on a five game winning streak with wins over Belmont, UNC Wilmington, South Alabama, Florida A&M, and FIU.

NEXT UP

The Hurricanes return to the BankUnited Center on Thursday, Jan. 9 for their ACC home-opener against Florida State. The Seminoles are currently ranked No. 22 in the country and one of six of Miami's ACC opponents to appear in this week's AP poll.

PROJECTED STARTERS

| Number | Name | Position | Career Highs |
|--------|------------------|------------------------------------|---|
| 12 | Krystal Saunders | 5-8 G SR West Park, Fla. | Points: 16 Rebounds: 8 Assists: 5 Steals: 4 Blocks: 1 Minutes: 39 |
| 33 | Suriya McGuire | 5-11 G JR Minneapolis, Ind. | Points: 17 Rebounds: 9 Assists: 6 Steals: 5 Blocks: 3 Minutes: 35 |
| 21 | Jassany Williams | 6-2 F JR Davie, Fla. | Points: 13 Rebounds: 6 Assists: 2 Steals: 3 Blocks: 7 Minutes: 28 |
| 20 | Keyona Hayes | 6-1 F SO Marietta, Ga. | Points: 20 Rebounds: 15 Assists: 2 Steals: 3 Blocks: 4 Minutes: 32 |
| 23 | Adrienne Motley | 5-9 G FR Newport News, Va. | Points: 18 Rebounds: 8 Assists: 4 Steals: 4 Blocks: 1 Minutes: 33 |

QUICK FACTS

UNIVERSITY INFORMATION

| | |
|-----------------------|---|
| Name of School | University of Miami |
| Location | Coral Gables, Fla. |
| Enrollment | 15,629 |
| Founded | 1925 |
| Nickname | Hurricanes |
| Mascot | Sebastian the Ibis |
| Colors | Orange (PMS 1665), Green (PMS 3435) and White |
| President | Dr. Donna E. Shalala |
| Athletics Director | Blake James |
| Conference / Division | Atlantic Coast Conference |
| Stadium / Capacity | BankUnited Center / 7,900 |
| Press Row Phone | (305) 284-2111 |
| Ticket Office Phone | 1-800-GO-CANES (462-2637) |
| Website | HurricaneSports.com |
| Mailing Address | 5821 San Amaro Drive, Coral Gables, FL 33146 |

ATHLETICS ADMINISTRATION

| | |
|---|-------------------|
| Director of Athletics | Blake James |
| Associate AD / Communications & Marketing | Chris Freet |
| Deputy AD / Business Operations | Tony Hernandez |
| Sr. Assoc. AD / Admin. & Student Excellence / SWA | Jennifer Strawley |
| Senior Associate AD / Facilities & Event Operations | Tim Wise |
| Associate AD / Academic Services | David Wyman |
| Assistant AD / Business Operations | Josh Boone |
| Associate AD / Compliance | Craig Anderson |
| Assistant AD / Digital Strategy | Brian Bowsher |
| Associate AD / Development | Jesse Marks |
| Assistant AD / Marketing | Andrew Goodrich |
| Assistant AD / Ticket Operations | Ben Crank |
| Assistant AD / Ticket Sales | Ben Creed |

COACHING STAFF

| | |
|--|----------------------------------|
| Head Coach | Katie Meier (Duke, 1990) |
| Record at Miami | 155-110 (9th season) |
| Career Record | 231-155 (13th season) |
| Assistant Coach | Darrick Gibbs (Wofford, 2000) |
| Assistant Coach | Carolyn Kieger (Marquette, 2006) |
| Assistant Coach | Octavia Blue (Miami, 2008) |
| Director of Operations | Lonnette Hall |
| Coordinator of Special Projects and Technology | Drew Thomas |
| Video Coordinator | MaryLynne Schaefer |
| Strength Coach | Jasman Marks |
| Athletic Trainer | Alana Eichman |

PROGRAM HISTORY

| | |
|---|---------|
| First Year of Basketball | 1972 |
| All-Time Record | 653-463 |
| All-Time ACC Record | 57-75 |
| NCAA Appearances | 9 |
| (1989, '92, '93, '98, 2003, '04, '11, '12, '13) | |
| Last NCAA Postseason Opponent | Iowa |

TEAM INFORMATION

| | |
|-----------------------------|------------------|
| 2012-13 Overall Record | 21-11 |
| Home/Away/Neutral | 15-4 / 5-6 / 1-1 |
| 2012-13 ACC Record / Finish | 11-7 / 5th |
| Returning / Lost | 7 / 6 |
| Newcomers | 5 |

| RETURNING STARTERS | YEAR | POS | PPG | RPG |
|---------------------|------|-----|-----|-----|
| Suriya McGuire Jr. | G | 7.2 | 3.6 | |
| Krystal SaundersSr. | G | 6.2 | 3.2 | |

| KEY RETURNERS | YEAR | POS | PPG | RPG |
|----------------|------|-----|-----|-----|
| Michelle Woods | Jr. | G | 5.9 | 2.8 |
| Keyona Hayes | So. | F | 5.4 | 5.2 |

| KEY LOSSES | POS | PPG | RPG |
|--------------------|-----|------|-----|
| Stefanie Yderstrom | G | 11.7 | 1.3 |
| Pepper Wilson | F | 10.0 | 8.6 |
| Morgan Stroman | F | 12.9 | 8.8 |

THE LAST TIME IT HAPPENED

Points Scored

| | |
|--------------------------------|---------------------------------------|
| Miami scored 100+ points | 103 vs. ULM (12/16/11) |
| An opponent scored 100+ points | 111 by (1/1) Maryland (1/10/07) |
| Miami scored 90+ points | 91 vs. VCU (12/29/11) |
| An opponent scored 90+ points | 93 by (19/20) Florida State (2/10/13) |
| Miami scored 80+ points | 86 at Oakland (11/21/13) |
| An opponent scored 80+ points | 93 by (19/20) Florida State (2/10/13) |

Margin of Victory

| | |
|-------------------------------|--------------------------------|
| Miami won by 50+ points | 53 vs. UNF (11/9/12) |
| An opponent won by 50+ points | 58 by Maryland (1/10/07) |
| Miami won by 40+ points | 40 vs. UNF (11/8/13) |
| An opponent won by 40+ points | 40 by Maryland (1/31/08) |
| Miami won by 30+ points | 38 vs. Morgan State (12/28/13) |
| An opponent won by 30+ points | 39 by 5/4 Duke (1/31/13) |

Overtime

| | |
|------------------------|---|
| Miami won in overtime | 91-82 (20T) vs. (11/11) Rutgers (12/5/11) |
| Miami lost in overtime | 66-65 (OT) vs. Wake Forest (3/4/10) |

Rankings

| | |
|----------------------------------|--|
| Miami defeated a ranked opponent | 69-65 vs. (5/4) Duke (2/28/13) |
| Miami lost to a ranked opponent | 70-58 vs. (23/23) Florida State (3/8/13) |
| Miami defeated a top 15 opponent | 69-65 vs. (5/4) Duke (2/28/13) |
| Miami lost to a top 15 opponent | 82-43 at (5/4) Duke (1/31/13) |
| Miami defeated a top 10 opponent | 69-65 vs. (5/4) Duke (2/28/13) |
| Miami lost to a top 10 opponent | 82-43 at (5/4) Duke (1/31/13) |
| Miami defeated a top 5 opponent | 69-65 vs. (5/4) Duke (2/28/13) |
| Miami lost to a top 5 opponent | 82-43 at (5/4) Duke (1/31/13) |

Individual Points

| | |
|-------------------------------|---|
| A UM player scored 40+ points | 42 by Renee Taylor at Houston (12/19/05) |
| An opponent scored 40+ points | 43 by Monique Currie of Duke (2/19/06) |
| A UM player scored 30+ points | 34 by Riquna Williams vs. (5/5) Maryland (11/12/12) |
| An opponent scored 30+ points | 37 by Ty Marshall of Georgia Tech (2/24/13) |

Individual Rebounds

| | |
|------------------------------|---|
| A UM player had 20+ rebounds | 21 by Tamara James vs. USF (11/22/02) |
| An opponent had 20+ rebounds | 22 by Crystal Langhorne of Maryland (2/17/05) |
| A UM player had 15+ rebounds | 16 by Jassany Williams vs MTSU (11/15/13) |
| An opponent 15+ rebounds | 17 by Natasha Howard of FSU (1/15/12) |

Assists

| | |
|-----------------------------|---|
| A UM player had 10+ assists | 10 by Riquna Williams at Cornell (12/21/09) |
| An opponent had 10+ assists | 11 by Emily Pollock of Austin Peay (11/28/08) |

Steals

| | |
|---------------------------|--|
| A UM player had 5+ steals | 5 by Suriya McGuire vs. Alcorn State (12/3/12) |
| An opponent had 5+ steals | 5 by Kristina King of Richmond on 11/10/13 |

Blocked Shots

| | |
|---------------------------|---|
| A UM player had 5+ blocks | 6 by Jassany Williams against New Mexico (12/29/13) |
| An opponent had 5+ blocks | 5 by Jacki Mann of Quinnipiac (12/28/09) |

AGAINST 2013-14 OPPONENTS

The Hurricanes are 109-132 all-time against their 2012-13 opponents. Below are the Canes all-time record against their opponents this season.

| | |
|------------------------------|------------------------|
| North Florida – 3-0 | Virginia Tech – 11-6 |
| Richmond – 2-1 | Boston College – 23-16 |
| Middle Tennessee – 1-1 | NC State – 7-9 |
| Oakland– 1-1 | Notre Dame– 3-13 |
| Yale – 2-0 | Clemson – 7-5 |
| St. Francis (Brooklyn) – 1-0 | Duke – 1-10 |
| Missouri – 2-0 | UNC – 5-12 |
| Hartford – 0-2 | Georgia Tech – 11-12 |
| Minnesota – 1-3 | Maryland – 5-9 |
| Coppin St. – 5-0 | Syracuse – 17-6 |
| Arizona State– 0-2 | Wake Forest– 6-7 |
| Morgan State – 2-0 | Virginia– 4-8 |
| Western Carolina– 0-0 | Pittsburgh – 16-8 |
| New Mexico – 1-1 | |
| Penn– 0- | |
| Wake Forest – 6-7 | |
| Florida State – 11-33 | |

LAST TIME OUT



67

66 **U** WEDNESDAY, JAN. 1



POINTS
17

The University of Miami women's basketball team ended its nonconference schedule on a sour note Wednesday, dropping a New Year's Day heartbreaker to visiting Penn 67-66 at the BankUnited Center.



REBOUNDS
8

Despite trailing by 14 at halftime, the Hurricanes clawed back to take their first lead of the afternoon with 1:53 left on a layup from freshman guard Adrienne Motley. The Quakers would respond, however, and a contested shot from forward Katy Allen with 5.6 seconds remaining proved the difference, sending Penn (6-2) to its sixth straight win.



BLOCKS
5

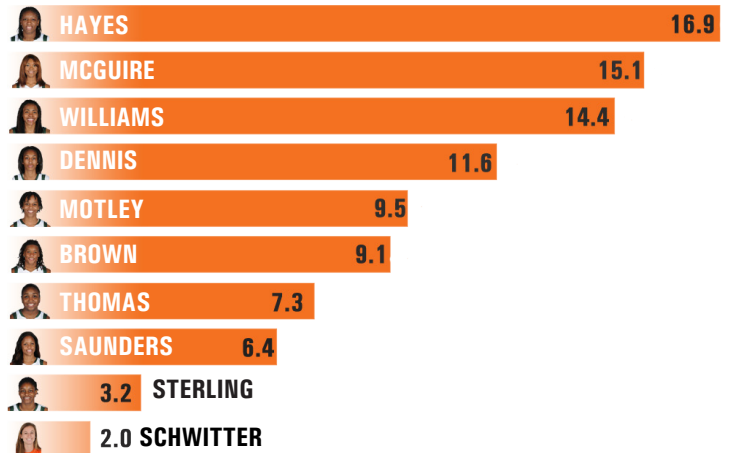
Motley's jumper with 2:32 remaining tied the game at 62-62 – the first time Miami (8-5) had broken even since 2-2 with 18:23 in the first half. 39 seconds later, Motley scored on a driving layup to give the Hurricanes their first lead of the day. Sophomore guard Caprice Dennis converted two free throws to stretch the lead to 66-62.

An open three-pointer from Meghan McCullough with 1:21 remaining made it 66-65, before Allen's decisive bucket in the closing seconds earned the Quakers the victory and snapped Miami's two-game winning streak.

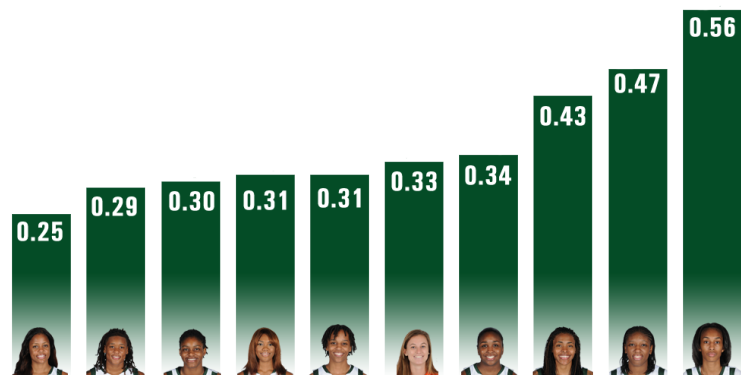
TEAM SEASON HIGHS

| | | |
|-----------|--------------|---------------------------------|
| POINTS | 91 | YALE (11-25-13) |
| | 86 | at Oakland (11/19/13) |
| | 80 | MORGAN STATE (12-28-13) |
| | 79 | NORTH FLORIDA (11/08/13) |
| | 78 | ST. FRANCIS BROOKLYN (11/29/13) |
| EGs Made | 35 | YALE (11-25-13) |
| | 31 | MORGAN STATE (12-28-13) |
| | 31 | at Oakland (11/19/13) |
| EGs Att | 76 | MORGAN STATE (12-28-13) |
| | 73 | at Minnesota (12/05/13) |
| EG % | .583 (35-60) | YALE (11-25-13) |
| | .500 (28-56) | ST. FRANCIS BROOKLYN (11/29/13) |
| 3-% FG | 15 | at Oakland (11/19/13) |
| | 9 | ST. FRANCIS BROOKLYN (11/29/13) |
| | 9 | NORTH FLORIDA (11/08/13) |
| 3-PT ATT | 31 | at Oakland (11/19/13) |
| | 30 | MORGAN STATE (12-28-13) |
| 3 PT FG % | .500 (9-18) | ST. FRANCIS BROOKLYN (11/29/13) |
| | .484 (15-31) | at Oakland (11/19/13) |
| FTs Made | 22 | MISSOURI (11/30/13) |
| | 19 | YALE (11-25-13) |
| FT ATT | 32 | MISSOURI (11/30/13) |
| | 28 | YALE (11-25-13) |
| ET % | .867 (13-15) | MIDDLE TENNESSEE (11/15/13) |
| | .778 (14-18) | at Arizona State (12/21/13) |
| REBOUNDS | 51 | at Oakland (11/19/13) |
| | 49 | MORGAN STATE (12-28-13) |
| ASSISTS | 22 | at Oakland (11/19/13) |
| | 16 | ST. FRANCIS BROOKLYN (11/29/13) |
| | 16 | YALE (11-25-13) |
| STEALS | 17 | NORTH FLORIDA (11/08/13) |
| | 16 | MORGAN STATE (12-28-13) |
| BLOCKS | 9 | NEW MEXICO (12-29-13) |
| | 8 | COPPIN ST. (12/15/13) |
| | 8 | at Oakland (11/19/13) |
| TOs | 22 | RICHMOND (11/10/13) |
| | 20 | COPPIN ST. (12/15/13) |
| FOULS | 29 | at Arizona State (12/21/13) |

PLAYER EFFICIENCY RATINGS



POINTS PER MINUTE



MONEY MOT

Motley has scored 10+ points in three straight games including a career-high of 18 against New Mexico where she was named MVP.



HOUSE OF JASS

| GAME | BLOCKS |
|---------------|--------|
| UNE | 3 |
| RICHMOND | 2 |
| MIDDLE TENN | 2 |
| OAKLAND | 4 |
| YALE | 4 |
| MIZZOU | 1 |
| MINNESOTA | 1 |
| COPPIN ST | 3 |
| ARIZONA STATE | 2 |
| MORGAN STATE | 2 |
| NEW MEXICO | 6 |
| PENN | 1 |

Jass is 3rd in the ACC with 31 blocks this season (2.6/game).



ROSTER BREAKDOWN

NUMERICAL ROSTER

| NO. | NAME | POS | HT | CL | HOMETOWN/ HIGH SCHOOL (PREVIOUS SCHOOL) |
|-----|------------------|-----|------|------|--|
| 1 | Caprice Dennis | G | 5-9 | So. | Detroit, Mich. / Pershing HS |
| 3 | Jessica Thomas | G | 5-6 | Fr. | Gainesville, Fla. / Buchholz HS |
| 5 | Nigia Greene | G | 5-10 | Fr. | Atlanta, Ga. / St. Francis HS |
| 10 | Michelle Woods | G | 5-8 | Jr. | Naples, Fla. / Community HS |
| 12 | Krystal Saunders | G | 5-8 | Sr. | West Park, Fla. / South Broward HS |
| 13 | Tara Schwitter | G | 5-4 | Sr. | Oradell, N.J. / Immaculate Heart Academy |
| 15 | Necole Sterling | F | 5-10 | Jr. | Los Angeles, Calif. / Stonewall Jackson(Gulf Coast CC) |
| 20 | Keyona Hayes | F | 6-1 | So. | Marietta, Ga. / St. Francis HS |
| 21 | Jassany Williams | F | 6-2 | RJr. | Davie, Fla. / Nova HS (Auburn) |
| 33 | Suriya McGuire | G | 5-11 | Jr. | Minneapolis, Minn. / Roosevelt HS |
| 23 | Adrienne Motley | G | 5-9 | Fr. | Newport News, Va. / Woodside HS |
| 50 | Maria Brown | F | 6-1 | Sr. | Monroe, La. / Ouachita Parish HS |

ALPHABETICAL ROSTER

| NO. | NAME | POS | HT | CL | HOMETOWN / HIGH SCHOOL (PREVIOUS SCHOOL) |
|-----|------------------|-----|------|-----|--|
| 50 | Maria Brown | F | 6-1 | Sr. | Monroe, La. / Ouachita Parish HS |
| 1 | Caprice Dennis | G | 5-9 | So. | Detroit, Mich. / Pershing HS |
| 5 | Nigia Greene | G | 5-10 | Fr. | Atlanta, Ga. / St. Francis HS |
| 20 | Keyona Hayes | F | 6-1 | So. | Marietta, Ga. / Saint Francis HS |
| 33 | Suriya McGuire | G | 5-11 | Jr. | Minneapolis, Minn. / Roosevelt HS |
| 23 | Adrienne Motley | G | 5-9 | Fr. | Newport News, Va. / Woodside HS |
| 12 | Krystal Saunders | G | 5-8 | Sr. | West Park, Fla. / South Broward HS |
| 13 | Tara Schwitter | G | 5-4 | Sr. | Oradell, N.J. / Immaculate Heart Academy |
| 15 | Necole Sterling | F | 5-10 | Jr. | Los Angeles, Calif. / Stonewall Jackson(Gulf Coast CC) |
| 3 | Jessica Thomas | G | 5-6 | Fr. | Gainesville, Fla. / Buchholz HS |

RETURNERS

| NO. | NAME | POS | HT | CL | HOMETOWN / HIGH SCHOOL (PREVIOUS SCHOOL) |
|-----|------------------|-----|------|-----|--|
| 50 | Maria Brown | F | 6-1 | Sr. | Monroe, La. / Ouachita Parish HS |
| 1 | Caprice Dennis | G | 5-9 | So. | Detroit, Mich. / Pershing HS |
| 20 | Keyona Hayes | F | 6-1 | So. | Marietta, Ga. / Saint Francis HS |
| 33 | Suriya McGuire | G | 5-11 | Jr. | Minneapolis, Minn. / Roosevelt HS |
| 12 | Krystal Saunders | G | 5-8 | Sr. | West Park, Fla. / South Broward HS |
| 10 | Michelle Woods | G | 5-8 | Jr. | Naples, Fla. / Community HS |

NEWCOMERS

| NO. | NAME | POS | HT | CL | HOMETOWN / HIGH SCHOOL (PREVIOUS SCHOOL) |
|-----|------------------|-----|------|------|--|
| 5 | Nigia Greene | G | 5-10 | Fr. | Atlanta, Ga. / St. Francis HS |
| 23 | Adrienne Motley | G | 5-9 | Fr. | Newport News, Va. / Woodside HS |
| 15 | Necole Sterling | F | 5-10 | Jr. | Los Angeles, Calif / Gulf Coast CC |
| 13 | Tara Schwitter | G | 5-4 | Sr. | Oradell, N.J. / Immaculate Heart Academy |
| 3 | Jessica Thomas | G | 5-6 | Fr. | Gainesville, Fla. / Buchholz HS |
| 21 | Jassany Williams | F | 6-2 | RJr. | David, Fla. / Nova HS (Auburn) |

BY CLASS

| NO. | NAME | POS | HT | CL | HOMETOWN / HIGH SCHOOL (PREVIOUS SCHOOL) |
|-----|------------------|-----|------|------|--|
| 50 | Maria Brown | F | 6-1 | Sr. | Monroe, La. / Ouachita Parish HS |
| 12 | Krystal Saunders | G | 5-8 | Sr. | West Park, Fla. / South Broward HS |
| 13 | Tara Schwitter | G | 5-4 | Sr. | Oradell, N.J. / Immaculate Heart Academy |
| 21 | Jassany Williams | F | 6-2 | RJr. | Davie, Fla. / Nova HS (Auburn) |
| 33 | Suriya McGuire | G | 5-11 | Jr. | Minneapolis, Minn. / Roosevelt HS |
| 15 | Necole Sterling | F | 5-10 | Jr. | Los Angeles, Calif. / Stonewall Jackson HS (Gulf Coast CC) |
| 10 | Michelle Woods | G | 5-8 | Jr. | Naples, Fla. / Community HS |
| 1 | Caprice Dennis | G | 5-9 | So. | Detroit, Mich. / Pershing HS |
| 20 | Keyona Hayes | F | 6-1 | So. | Marietta, Ga. / Saint Francis HS |
| 5 | Nigia Greene | G | 5-10 | Fr. | Atlanta, Ga. / St. Francis HS |
| 23 | Adrienne Motley | G | 5-9 | Fr. | Newport News, Va. / Woodside HS |
| 3 | Jessica Thomas | G | 5-6 | Fr. | Gainesville, Fla. / Buchholz HS |

PRONUNCIATION GUIDE

50 Maria Ma - RYE - uh
 33 Suriya sir-RAY-uh
 20 Keyona key-AH-nuh

Coaches

Meier Meyer
 Carolyn Kieger CARE-oh-lynn
 KEY-grr

PLAYER SPOTLIGHTS



1 • CAPRICE DENNIS • SO • G

| YEAR | GP-GS | PPG | RPG | MIN |
|------|-------|------|-----|------|
| 2013 | 9-6 | 14.1 | 2.0 | 25.2 |



3 • JESSICA THOMAS • FR • G

| YEAR | GP-GS | PPG | RPG | MIN |
|------|-------|-----|-----|------|
| 2013 | 13-1 | 6.9 | 2.4 | 20.6 |



5 • NIGIA GREENE • FR • G

| YEAR | GP-GS | PPG | RPG | MIN |
|------|-------|-----|-----|-----|
| 2013 | 0-0 | 0.0 | 0.0 | 0.0 |



10 • MICHELLE WOODS • JR • G

| YEAR | GP-GS | PPG | RPG | MIN |
|------|-------|-----|-----|-----|
| 2013 | 0-0 | 0.0 | 0.0 | 0.0 |



12 • KRISTAL SAUNDERS • SR • G

| YEAR | GP-GS | PPG | RPG | MIN |
|------|-------|-----|-----|------|
| 2013 | 13-13 | 7.6 | 3.1 | 30.3 |



13 • TARA SCHWITTER • SR • G

| YEAR | GP-GS | PPG | RPG | MIN |
|------|-------|-----|-----|-----|
| 2013 | 1-0 | 1.0 | 0.0 | 3.0 |



15 • NICOLE STERLING • JR • F

| YEAR | GP-GS | PPG | RPG | MIN |
|------|-------|-----|-----|------|
| 2013 | 12-2 | 5.1 | 3.4 | 17.1 |



20 • KEYONA HAYES • SO • F

| YEAR | GP-GS | PPG | RPG | MIN |
|------|-------|------|-----|------|
| 2013 | 13-10 | 11.5 | 6.5 | 24.2 |



21 • JASSANY WILLIAMS • JR • F

| YEAR | GP-GS | PPG | RPG | MIN |
|------|-------|-----|-----|------|
| 2013 | 13-7 | 7.1 | 7.0 | 22.9 |



23 • ADRIENNE MOTLEY • FR • G

| YEAR | GP-GS | PPG | RPG | MIN |
|------|-------|-----|-----|------|
| 2013 | 13-10 | 8.1 | 3.4 | 25.7 |



33 • SURIYA MCGUIRE • JR • G

| YEAR | GP-GS | PPG | RPG | MIN |
|------|-------|------|-----|------|
| 2013 | 13-10 | 10.4 | 4.6 | 24.2 |



50 • MARIA BROWN • SR • F

| YEAR | GP-GS | PPG | RPG | MIN |
|------|-------|-----|-----|------|
| 2013 | 13-6 | 5.4 | 4.9 | 18.6 |

AP TOP 25

Six of Miami's 2013-14 opponents appear in this week's AP's Top 25. Hurricanes' opponents appear in bold.

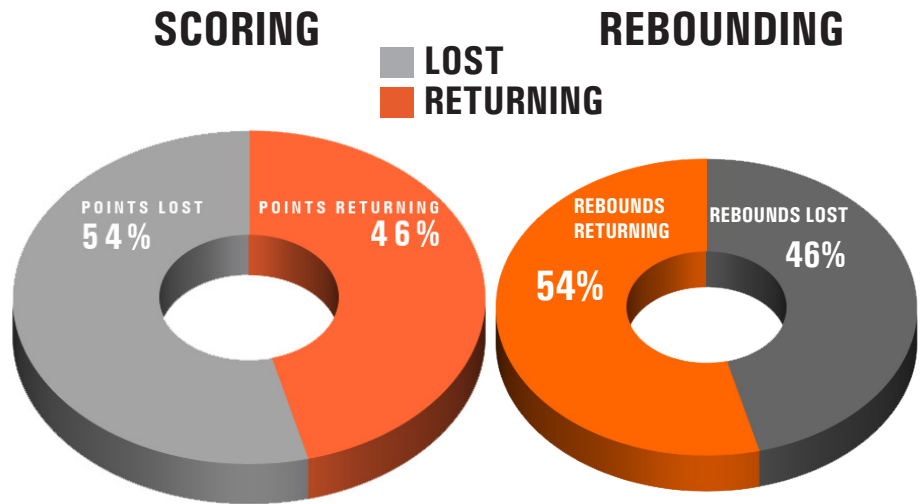
| | | |
|----|-----------------------|-------------|
| 1 | Connecticut (36) | 12-0 |
| 2 | Notre Dame | 10-0 |
| 3 | Duke | 12-1 |
| 4 | Stanford | 10-1 |
| 5 | Tennessee | 10-1 |
| 6 | Kentucky | 11-1 |
| 7 | Louisville | 12-1 |
| 8 | Maryland | 10-1 |
| 9 | Baylor | 8-1 |
| 10 | North Carolina | 11-2 |
| 11 | Oklahoma State | 10-0 |
| 12 | Colorado | 9-1 |
| 13 | South Carolina | 11-1 |
| 14 | Iowa State | 9-0 |
| 15 | Penn State | 8-3 |
| 16 | LSU | 9-2 |
| 17 | Purdue | 9-2 |
| 18 | Nebraska | 9-2 |
| 19 | Georgia | 11-1 |
| 20 | Syracuse | 11-1 |
| 21 | Iowa | 11-2 |
| 22 | Florida State | 11-1 |
| 23 | California | 7-3 |
| 24 | Gonzaga | 10-2 |
| 25 | Oklahoma | 8-4 |

ACC PRESEASON POLLS

The Hurricanes were picked 9th by both the Blue Ribbon Panel and the conference's 15 head coaches

| | |
|--------------------|--------------------|
| 1. Duke | 1. Duke |
| 2. Notre Dame | 2. Notre Dame |
| 3. Maryland | 3. Maryland |
| 4. North Carolina | 4. North Carolina |
| T5. Georgia Tech | 5. Georgia Tech |
| T5. Florida State | 6. Florida State |
| 7. Syracuse | 7. Syracuse |
| 8. Virginia | 8. Virginia |
| 9. Miami | 9. Miami |
| 10. NC State | 10. NC State |
| 11. Boston College | 11. Boston College |
| 12. Wake Forest | 12. Wake Forest |
| 13. Virginia Tech | 13. Virginia Tech |
| 14. Clemson | 14. Clemson |
| 15. Pittsburgh | 15. Pittsburgh |

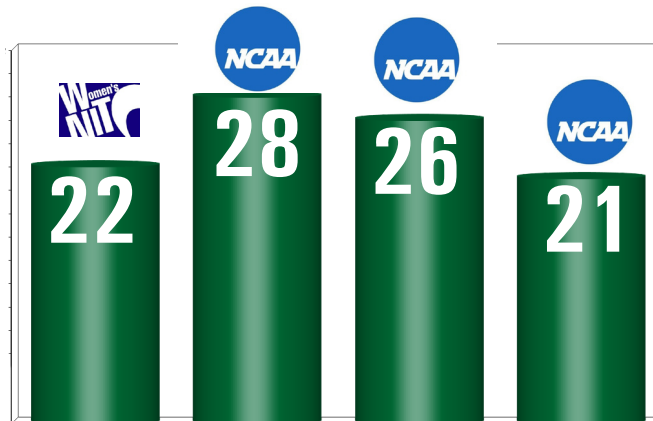
POINTS / REBOUNDS RETURNING



4 STRAIGHT 20 WIN SEASONS

Miami has played in the postseason in four consecutive years with the most recent three in the NCAA tournament. In each of those seasons, Miami posted 20+ wins.

In 2013-14 Miami will aim to reach its fourth consecutive NCAA tournament and 5th straight 20-win season--something that hasn't been done since the span of 1988-89 through 1992-93.



MEIER LEADS USA TO GOLD MEDAL



Coach Meier spent her July leading the USA U19 team to a gold medal at the FIBA World Championships in Lithuania.

In the summer of 2012, Meier led many of the same players to a gold medal at the U18 games.

COMBINED OVERALL STATISTICS

| # | Player | gp-gs | min | Total | | 3-Point | | F-Throw | | Rebounds | | | | | | pts | avg | | | | | | | | |
|----------------|------------------|-------|------|--------|---------|---------|--------|---------|---------|----------|-----|-----|-----|------|-----|-----|-----|-----|----|-----|-----|------|--|--|---|
| | | | | fg-fga | fg% | 3fg-fga | 3fg% | ft-fta | ft% | off | def | tot | avg | pf | dq | | | a | to | blk | stl | | | | |
| 01 | Caprice Dennis | 9-6 | 227 | 25.2 | 44-108 | .407 | 16-45 | .356 | 23-40 | .575 | 2 | 16 | 18 | 2.0 | 19 | 0 | 13 | 22 | 0 | 15 | 127 | 14.1 | | | |
| 20 | Keyona Hayes | 13-10 | 315 | 24.2 | 59-115 | .513 | 1-5 | .200 | 30-47 | .638 | 29 | 55 | 84 | 6.5 | 35 | 1 | 17 | 22 | 11 | 20 | 149 | 11.5 | | | |
| 33 | Suriya McGuire | 13-10 | 314 | 24.2 | 53-112 | .473 | 2-10 | .200 | 27-48 | .563 | 25 | 35 | 60 | 4.6 | 33 | 0 | 25 | 30 | 14 | 21 | 135 | 10.4 | | | |
| 23 | Adrienne Motley | 13-10 | 334 | 25.7 | 40-104 | .385 | 6-29 | .207 | 19-26 | .731 | 21 | 23 | 44 | 3.4 | 20 | 0 | 33 | 20 | 3 | 15 | 105 | 8.1 | | | |
| 12 | Krystal Saunders | 13-13 | 394 | 30.3 | 31-111 | .279 | 28-88 | .318 | 9-11 | .818 | 11 | 29 | 40 | 3.1 | 28 | 1 | 25 | 15 | 0 | 12 | 99 | 7.6 | | | |
| 21 | Jassany Williams | 13-7 | 298 | 22.9 | 35-76 | .461 | 0-0 | .000 | 22-34 | .647 | 31 | 60 | 91 | 7.0 | 27 | 0 | 15 | 13 | 32 | 8 | 92 | 7.1 | | | |
| 03 | Jessica Thomas | 13-1 | 268 | 20.6 | 30-75 | .400 | 15-45 | .333 | 15-25 | .600 | 6 | 25 | 31 | 2.4 | 20 | 0 | 23 | 31 | 0 | 17 | 90 | 6.9 | | | |
| 50 | Maria Brown | 13-6 | 242 | 18.6 | 27-65 | .415 | 0-1 | .000 | 16-27 | .593 | 22 | 42 | 64 | 4.9 | 38 | 1 | 8 | 18 | 11 | 10 | 70 | 5.4 | | | |
| 15 | Necole Sterling | 12-2 | 205 | 17.1 | 24-76 | .316 | 8-26 | .308 | 5-9 | .556 | 13 | 28 | 41 | 3.4 | 21 | 0 | 15 | 25 | 0 | 7 | 61 | 5.1 | | | |
| 13 | Tara Schwitter | 1-0 | 3 | 3.0 | 0-1 | .000 | 0-1 | .000 | 1-2 | .500 | 0 | 0 | 0 | 0.0 | 0 | 0 | 0 | 0 | 0 | 3 | 1 | 1.0 | | | |
| Team | | | | | | | | | | | 33 | 35 | 68 | | | | | | | | | | | | 3 |
| Total..... | | 13 | 2600 | | 343-843 | .407 | 76-250 | .304 | 167-269 | .621 | 193 | 348 | 541 | 41.6 | 241 | 3 | 174 | 199 | 71 | 128 | 929 | 71.5 | | | |
| Opponents..... | | 13 | 2600 | | 271-757 | .358 | 84-261 | .322 | 157-240 | .654 | 184 | 365 | 549 | 42.2 | 258 | - | 170 | 261 | 29 | 82 | 783 | 60.2 | | | |

TEAM STATISTICS

| | UM | OPP | Date | Opponent | Score | Att. |
|------------------------|---------|---------|---------------------|----------------------|---------|------|
| SCORING | 929 | 783 | 11/08/13 | NORTH FLORIDA | w 79-39 | 703 |
| Points per game | 71.5 | 60.2 | 11/10/13 | RICHMOND | L 50-57 | 397 |
| Scoring margin | +11.2 | - | 11/15/13 | MIDDLE TENNESSEE | L 55-61 | 850 |
| FIELD GOALS-ATT | 343-843 | 271-757 | 11/19/13 | at Oakland | w 86-68 | 467 |
| Field goal pct | .407 | .358 | 11-25-13 | YALE | w 91-67 | 549 |
| 3 POINT FG-ATT | 76-250 | 84-261 | 11/29/13 | ST. FRANCIS BROOKLYN | w 78-57 | 620 |
| 3-point FG pct | .304 | .322 | 11/30/13 | MISSOURI | w 74-68 | 862 |
| 3-pt FG made per game | 5.8 | 6.5 | 12/05/13 | at Minnesota | L 67-74 | 2158 |
| FREE THROWS-ATT | 167-269 | 157-240 | 12/15/13 | COPPIN ST. | w 63-58 | 677 |
| Free throw pct | .621 | .654 | 12/21/13 | at Arizona State | L 73-75 | 2358 |
| F-Throws made per game | 12.8 | 12.1 | 12-28-13 | MORGAN STATE | w 80-42 | 0 |
| REBOUNDS | 541 | 549 | 12-29-13 | NEW MEXICO | w 67-50 | 773 |
| Rebounds per game | 41.6 | 42.2 | 1-1-14 | PENN | L 66-67 | 875 |
| Rebounding margin | -0.6 | - | * - Conference game | | | |
| ASSISTS | 174 | 170 | | | | |
| Assists per game | 13.4 | 13.1 | | | | |
| TURNOVERS | 199 | 261 | | | | |
| Turnovers per game | 15.3 | 20.1 | | | | |
| Turnover margin | +4.8 | - | | | | |
| Assist/turnover ratio | 0.9 | 0.7 | | | | |
| STEALS | 128 | 82 | | | | |
| Steals per game | 9.8 | 6.3 | | | | |
| BLOCKS | 71 | 29 | | | | |
| Blocks per game | 5.5 | 2.2 | | | | |
| ATTENDANCE | 6306 | 4983 | | | | |

POINTS-ASSISTS-REBOUNDS

| | | | | | | | | | | | | | |
|------------|----------|-------|---|--------|--------|--------|-------|--------|---------|---------|--------|--------|--------|
| UR | 11/10/13 | 50-57 | L | DNP | 10-4-1 | 5-5-2 | DNP | 14-4-2 | 2-6-0 | 4-7-0 | 0-3-3 | 11-5-4 | 4-5-0 |
| MT | 11/15/13 | 55-61 | L | DNP | 11-4-2 | 2-2-1 | DNP | 9-2-2 | 12-1-0 | 9-16-1 | 2-3-4 | 10-3-0 | 0-3-1 |
| at OAKLAND | 11/19/13 | 86-68 | w | 14-2-0 | 15-5-6 | 12-2-4 | DNP | 6-9-4 | 15-5-2 | 9-9-0 | 8-3-3 | 3-6-2 | 4-7-1 |
| YALE | 11-25-13 | 91-67 | w | 26-1-3 | 10-2-3 | 2-1-1 | DNP | 5-2-1 | 17-7-0 | 12-4-2 | 4-4-2 | 12-4-1 | 3-5-3 |
| SFBKW | 11/29/13 | 78-57 | w | 23-4-3 | 7-2-2 | 13-6-5 | 1-0-0 | 0-1-1 | 15-5-0 | 0-1-0 | 9-4-2 | 5-3-2 | 5-4-1 |
| MU-W | 11/30/13 | 74-68 | w | 23-2-0 | 3-1-0 | 7-2-1 | DNP | DNP | 0-8-2 | 4-3-0 | 12-4-3 | 16-8-3 | 9-8-0 |
| at MINN | 12/05/13 | 67-74 | L | 12-2-0 | 0-1-0 | 9-0-1 | DNP | 2-2-3 | 20-6-2 | 11-3-3 | 2-0-1 | 11-9-5 | 0-6-0 |
| CSUW | 12/15/13 | 63-58 | w | 9-0-2 | 4-2-0 | 12-1-1 | DNP | 2-2-0 | 8-12-0 | 2-4-2 | 8-1-5 | 6-8-3 | 12-4-0 |
| at ASU | 12/21/13 | 73-75 | L | 3-0-0 | 10-2-1 | 3-5-2 | DNP | 7-3-0 | 15-6-2 | 7-7-2 | 6-1-2 | 17-5-1 | 5-2-0 |
| MSUW | 12-28-13 | 80-42 | w | DNP | 2-4-3 | 15-3-1 | DNP | 3-5-1 | 17-10-4 | 10-13-1 | 10-4-2 | 8-2-3 | 15-6-0 |
| NM | 12-29-13 | 67-50 | w | 4-1-0 | 2-1-1 | 3-3-2 | DNP | 0-1-0 | 12-8-2 | 8-9-2 | 18-3-2 | 13-2-1 | 7-6-1 |
| PENN | 1-1-14 | 66-67 | L | 13-6-5 | 3-1-2 | 0-6-2 | DNP | 10-3-0 | 3-1-1 | 8-8-2 | 17-6-2 | 8-5-0 | 4-6-1 |

CATEGORY LEADERS

| Points | G | Pts | Pts/G |
|------------------|----------|------------|--------------|
| Keyona Hayes | 13 | 149 | 11.5 |
| Suriya McGuire | 13 | 135 | 10.4 |
| Caprice Dennis | 9 | 127 | 14.1 |
| Adrienne Motley | 13 | 105 | 8.1 |
| Krystal Saunders | 13 | 99 | 7.6 |
| Jassany Williams | 13 | 92 | 7.1 |
| Jessica Thomas | 13 | 90 | 6.9 |
| Maria Brown | 13 | 70 | 5.4 |
| Necole Sterling | 12 | 61 | 5.1 |
| Tara Schwitter | 1 | 1 | 1.0 |

| FG Percentage | FG | Att | Pct |
|----------------------|-----------|------------|------------|
| Keyona Hayes | 59 | 115 | .513 |
| Suriya McGuire | 53 | 112 | .473 |
| Jassany Williams | 35 | 76 | .461 |
| Maria Brown | 27 | 65 | .415 |
| Caprice Dennis | 44 | 108 | .407 |
| Jessica Thomas | 30 | 75 | .400 |
| Adrienne Motley | 40 | 104 | .385 |
| Necole Sterling | 24 | 76 | .316 |
| Krystal Saunders | 31 | 111 | .279 |
| Tara Schwitter | 0 | 1 | .000 |

| 3-Point Percentage | 3FG | Att | Pct |
|---------------------------|------------|------------|------------|
| Caprice Dennis | 16 | 45 | .356 |
| Jessica Thomas | 15 | 45 | .333 |
| Krystal Saunders | 28 | 88 | .318 |
| Necole Sterling | 8 | 26 | .308 |
| Adrienne Motley | 6 | 29 | .207 |
| Suriya McGuire | 2 | 10 | .200 |
| Keyona Hayes | 1 | 5 | .200 |
| Maria Brown | 0 | 1 | .000 |
| Tara Schwitter | 0 | 1 | .000 |

| Free Throw Percent | FG | Att | Pct |
|---------------------------|-----------|------------|------------|
| Krystal Saunders | 9 | 11 | .818 |
| Adrienne Motley | 19 | 26 | .731 |
| Jassany Williams | 22 | 34 | .647 |
| Keyona Hayes | 30 | 47 | .638 |
| Jessica Thomas | 15 | 25 | .600 |
| Maria Brown | 16 | 27 | .593 |
| Caprice Dennis | 23 | 40 | .575 |
| Suriya McGuire | 27 | 48 | .563 |
| Necole Sterling | 5 | 9 | .556 |
| Tara Schwitter | 1 | 2 | .500 |

| Scoring Average | G | Pts | Avg/G |
|------------------------|----------|------------|--------------|
| Caprice Dennis | 9 | 127 | 14.1 |
| Keyona Hayes | 13 | 149 | 11.5 |
| Suriya McGuire | 13 | 135 | 10.4 |
| Adrienne Motley | 13 | 105 | 8.1 |
| Krystal Saunders | 13 | 99 | 7.6 |
| Jassany Williams | 13 | 92 | 7.1 |
| Jessica Thomas | 13 | 90 | 6.9 |
| Maria Brown | 13 | 70 | 5.4 |
| Necole Sterling | 12 | 61 | 5.1 |
| Tara Schwitter | 1 | 1 | 1.0 |

| Field Goal Attempts | G | Att | Att/G |
|----------------------------|----------|------------|--------------|
| Keyona Hayes | 13 | 115 | 8.8 |
| Suriya McGuire | 13 | 112 | 8.6 |
| Krystal Saunders | 13 | 111 | 8.5 |
| Caprice Dennis | 9 | 108 | 12.0 |
| Adrienne Motley | 13 | 104 | 8.0 |

| Field Goals Made | G | Made | Made/G |
|-------------------------|----------|-------------|---------------|
| Keyona Hayes | 13 | 59 | 4.5 |
| Suriya McGuire | 13 | 53 | 4.1 |
| Caprice Dennis | 9 | 44 | 4.9 |
| Adrienne Motley | 13 | 40 | 3.1 |
| Jassany Williams | 13 | 35 | 2.7 |

| 3-Point FG Attempts | G | Att | Att/G |
|----------------------------|----------|------------|--------------|
| Krystal Saunders | 13 | 88 | 6.8 |
| Jessica Thomas | 13 | 45 | 3.5 |
| Caprice Dennis | 9 | 45 | 5.0 |
| Adrienne Motley | 13 | 29 | 2.2 |
| Necole Sterling | 12 | 26 | 2.2 |

| 3-Point FG Made | G | Made | Made/G |
|------------------------|----------|-------------|---------------|
| Krystal Saunders | 13 | 28 | 2.2 |
| Caprice Dennis | 9 | 16 | 1.8 |
| Jessica Thomas | 13 | 15 | 1.2 |
| Necole Sterling | 12 | 8 | 0.7 |
| Adrienne Motley | 13 | 6 | 0.5 |

| Free Throw Attempts | G | Att | Att/G |
|----------------------------|----------|------------|--------------|
| Suriya McGuire | 13 | 48 | 3.7 |
| Keyona Hayes | 13 | 47 | 3.6 |
| Caprice Dennis | 9 | 40 | 4.4 |
| Jassany Williams | 13 | 34 | 2.6 |
| Maria Brown | 13 | 27 | 2.1 |

| Free Throws Made | G | Made | Made/G |
|-------------------------|----------|-------------|---------------|
| Keyona Hayes | 13 | 30 | 2.3 |
| Suriya McGuire | 13 | 27 | 2.1 |
| Caprice Dennis | 9 | 23 | 2.6 |
| Jassany Williams | 13 | 22 | 1.7 |
| Adrienne Motley | 13 | 19 | 1.5 |



THE KATIE MEIER FILE

Ninth Season | Duke, 1990

Hometown: Wheaton, Ill. | Head Coach: Charlotte, 2001-05 | Miami, 2005-present

MEIER'S CAREER

| | |
|----------------------|---------------|
| Assistant | Tulane |
| 1994-99 | Tulane |
| 1993-94 | UNC Asheville |
| Associate Head Coach | |
| 1999-2001 | Tulane |
| Head Coach | |
| 2005-pres. | Miami |
| 2001-05 | Charlotte |

EDUCATION

Wheaton High School, 1985
 Duke University, 1990
 M.A. English (Teaching English)
 Duke University, 1989
 B.A. English (Literature)

NCAA APPEARANCES

2003 - Charlotte
 2011 - Miami
 2012 - Miami
 2013 - Miami

WNIT APPEARANCES

2004 - Charlotte
 2005 - Charlotte
 2006 - Miami
 2010 - Miami

PLAYING CAREER

Wheaton High School, 1981-85
 Duke University, 1985-90
 BBC Mini-Flat Waregem (Belgium), 1990-93

MISCELLANEOUS

ACC Rookie of the Year, 1986
 GTE Academic All-American, 1988
 First Team All-ACC, 1990
 Kodak/WBCA District All-American, 1990
 Duke Hall of Honor Inductee, 2002
 ACC Tournament Legend, 2006
 ACC Coach of the Year, 2011
 AP National Coach of the Year, 2011

PERSONAL

Hometown: Wheaton, Ill.

Katie Meier enters her ninth season as the head coach of the Hurricanes' women's basketball program in 2012-13. A well-known and respected figure in women's basketball, Meier has worked tirelessly to put her mark on Miami's program and to build a winning tradition.

All of her hard work was rewarded after the 2010-11 season when she was named the Associated Press National Coach of the Year - sharing the award with Connecticut's Geno Auriemma and Stanford's Tara VanDerveer.

Meier led the Hurricanes into the NCAA tournament for the first time since 2004 and its win over Gardner-Webb in the first round was the first tournament win for the 'Canes since 1993. Miami entered the 2010-11 season with high internal expectations, but was picked eighth in the Preseason ACC Poll and coming off a season in which it was the No. 12 seed in the ACC Tournament.

However, the Hurricanes exceeded all of the outside expectations and, at one point, won 17 straight games. They were a perfect 20-0 inside the BankUnited Center and finished 12-2 in ACC play - earning their first regular season conference title since joining the league in 2004. As a reward, Meier was named the ACC Coach of the Year and later would be selected as the WBCA/RUSSELL ATHLETIC Region 2 Coach of the Year, as voted on by her peers.

Meier continued that success into the 2011-12 season, a year in which the Canes accomplished many firsts for the program.

Miami defeated Maryland - the eventual ACC Tournament champ - twice during the regular season, the first when they were ranked No. 5 in the nation. It was the first time in program history that the Hurricanes had defeated a Top 5 team. Later in the year, UM ascended to its highest ranking ever, also at No. 5.

The Hurricanes have proved to be formidable on the court inside the BankUnited Center, as the 2011-12 season saw Miami go undefeated at home for the second consecutive season. Their 16-0 mark on the year pushed the Canes record home win streak to 40 consecutive games. Only Stanford ended the season with a longer active streak.

For her dedication to the University of Miami and the athletic department, Meier was signed to a two-year contract extension, securing the Wheaton, Ill., native through the 2017-18 season.

A New Era

Hired April 19, 2005, Meier was appointed by then Miami AD Paul Dee in front of national and local media, fans, alumni and support staff, signifying the beginning of a new era.

Following an unprecedented career as one of the greatest athletes to ever play in the Atlantic Coast Conference, Meier quickly established herself in the coaching ranks. Following an impressive four-year tenure as the head coach at Charlotte where she helped bring the 49er program into national prominence, Meier made it clear that her goal was to make Miami one of the premier women's basketball programs in the country.

Creating a Winning Program

In her first season, Meier wasted little time in making the first steps towards those goals. After receiving little attention in the ACC preseason polls, the Hurricanes posted an impressive overall record of 17-13. Fighting through a conference that would send nine teams to the postseason, including three to the NCAA Final Four. Miami finished with a sixth-place, 6-8 record in ACC play en route to earning a berth into the second round of the 2006 Women's National Invitation Tournament.

Throughout the season Miami posted wins over ranked teams such as Mississippi (No. 25), Boston College (No. 21) and Virginia Tech (No. 25) and nearly knocked off then-No. 1 Duke in double-overtime. The Hurricanes also recorded wins over two eventual conference champions in Hartford (America East) and Oakland (Mid-Continent). Under her direction, standout Tamara James produced one of the greatest seasons ever seen by a UM player in 2005-06 becoming the Miami's all-time leading scorer and selected as the No. 8 overall pick in the 2006 WNBA Draft by the Washington Mystics.

In Meier's second season in 2006-07, the Hurricanes got off to a strong start, winning seven of their first eight games--including a 79-70 win over Indiana to claim the UM Thanksgiving Tournament title. On Dec. 1, Meier picked up her 100th career victory as the Hurricanes defeated Jackson State, 77-50. However, with only eight healthy players to call upon by the start of the ACC schedule, Miami faced challenge after challenge competing in a league that ranked among the top-three strongest women's basketball conferences nationally and produced two of the NCAA Tournament's four No. 1 seeds in 2006-07.

MEIER'S CAREER RECORDS

| School | Years | Overall | Conference |
|-----------|------------|---------|------------|
| Charlotte | 2001-05 | 76-45 | 36-20 |
| Miami | 2005-pres. | 155-111 | 53-65 |
| Overall | 12 | 231-156 | 89-85 |

Renee Taylor emerged as the ACC's leading scorer--upholding Miami's streak of producing the league's leading scorer in all three years it had been a member. The All-ACC Second Team selection set school records in single-game scoring with 42 points at Houston and becoming the 19th Hurricane to score at least 1,000 points--and just the sixth to do so in her first two seasons. In addition, transfer Maurita Reid emerged as a defensive threat, tying the school record with 10 steals versus Wake Forest and finishing among the ACC's leaders and NCAA's top 10 in steals per game.

The 2007-08 season, Meier's third with the Hurricanes, saw Maurita Reid continue her rise among the ACC elite. The senior was nothing short of impressive shooting beyond the arc and picking opponent's pockets. She hit four or more three-pointers on 10 different occasions and finished the season with 110 steals, good for second in the conference and fifth in the NCAA. The Queens, N.Y. native led the team in points (15.3 ppg) and rebounding (5.6 rpg) and was also named to the ACC All-Defensive Team.



MARIA BROWN

Senior | Forward | 6-1

Monroe, La. | Ouachita Parish

#50

Brown Season / Career Highs

Points
 Season: 15, vs Morgan State 12/28/13
 Career: 15, vs Morgan State 12/28/13

Rebounds
 Season: 8, vs Missouri 11/30/13
 Career: 9, vs Radford 11/24/12

Assists
 Season: 3, vs Yale 11/25/13
 Career: 3, vs Yale 11/25/13

Steals
 Season: 3, at Oakland 11/19/13
 Career: 3*, at Oakland 11/19/13

Blocked Shots

Season: 4, vs MTSU 11/15/13
 Career: 4, vs MTSU 11/15/13

Field Goals
 Season: 6, vs Morgan State 12/28/13
 Career: 6, vs Morgan State 12/28/13

Field Goal Attempts
 Season: 8*, vs Missouri 11/30/13
 Career: 10, vs Radford 11/24/12

Free Throws
 Season: 6, vs Coppin State 12/15/13
 Career: 6, vs Coppin State 12/15/13

Free Throw Attempts
 Season: 9, vs Coppin State 12/15/13
 Career: 9, vs Coppin State 12/15/13

3-Point Field Goals
 Season:

3-Point Field Goal Attempts
 Season: 1, vs Coppin State 12/15/13
 Career: 1*, vs Coppin State 12/15/13

Minutes
 Season: 23, vs Coppin State 12/15/13
 Career: 27, vs Penn State 11/29/12

*Recorded more than once with most recent listed

As a Junior (2012-13): Scored six points and grabbed five rebounds vs. Virginia Tech (2/3)... Pulled down six rebounds in win over No. 6 Penn State (11/29)... In first career start, scored eight points, grabbed a career-high nine rebounds and dished out career-high tying two assists vs. Radford (11/24)... Scored a career-best 10 points vs. FAU (11/23).

As a Sophomore (2011-12): Tied game-high with six rebounds vs. Boston College (2/26)... Scored six points and pulled down six boards at Boston College (1/29)... Grabbed career-best seven rebounds at North Carolina (1/2)... Scored seven points and had three rebounds and two steals vs. Holy Cross (12/28)... Scored seven points with four rebounds versus USF (11/24)... Grabbed four boards and scored four points vs. Prairie View A&M (11/17)... Was great off the bench at No. 3 Tennessee (11/15), hitting 4-of-5 shots for eight points.

As a Freshman (2010-11): Appeared in all 33 games of 2010-11 season... Scored career-high nine points and four filed goals at Ole Miss (12/21)... Grabbed career-best six rebounds against UC Riverside (12/18) and George Washington (12/28)... Recorded career-best three steals vs. Alcorn State (12/11)... Led team in blocked shots in nine games during 2010-11 season.

High School: Rated as 28th best player at position nationally by HoopGurlz.com... Averaged 13 points and nine rebounds per game as junior... Received all-state recognition after sophomore and junior seasons... During career helped Lady Lions achieve No. 1 ranking in state in class 5A.

| 2010-11 | | | | |
|-----------------------|---|---|---|--|
| Opposition | P | R | A | |
| KENNESAW STATE | 2 | 4 | 0 | |
| at Nebraska | 0 | 1 | 0 | |
| MIAMI (OH) | 4 | 3 | 1 | |
| UAB | 5 | 1 | 1 | |
| FLORIDA ATLANTIC | 7 | 4 | 0 | |
| UNC GREENSBORO | 3 | 4 | 0 | |
| SOUTHERN | 5 | 3 | 1 | |
| CAL STATE BAKERSFIELD | 3 | 1 | | |
| GEORGETOWN | 3 | 4 | 1 | |
| ALCORN STATE | 8 | 3 | 0 | |
| UC RIVERSIDE | 7 | 6 | 1 | |
| at Ole Miss | 9 | 3 | 1 | |
| GEORGE WASHINGTON | 6 | 6 | 1 | |
| MORGAN STATE | 6 | 3 | 1 | |
| LIPSCOMB | 2 | 5 | 0 | |
| at Virginia | 0 | 2 | 0 | |
| at Virginia Tech | 0 | 1 | 0 | |
| CLEMSON | 2 | 5 | 0 | |
| BOSTON COLLEGE | 0 | 0 | 1 | |
| at Florida State | 1 | 1 | 1 | |
| NC STATE | 4 | 1 | 0 | |
| GEORGIA TECH | 2 | 0 | 0 | |
| at Duke | 0 | 1 | 1 | |
| MARYLAND | 1 | 0 | 0 | |
| at North Carolina | 0 | 1 | 1 | |
| at Boston College | 2 | 0 | 0 | |
| WAKE FOREST | 4 | 3 | 0 | |
| FLORIDA STATE | 1 | 1 | 1 | |
| at Georgia Tech | 0 | 1 | 0 | |
| vs. NC State | 2 | 4 | 0 | |
| vs. North Carolina | 0 | 1 | 0 | |
| vs. Gardner-Webb | 0 | 0 | 0 | |
| vs. Oklahoma | 0 | 0 | 0 | |

| 2011-12 | | | | |
|--------------------|---|---|---|--|
| Opposition | P | R | A | |
| TEXAS-PAN AMERICAN | 2 | 4 | 2 | |
| at Tennessee | 8 | 3 | 0 | |
| PRAIRIE VIEW A&M | 4 | 4 | 2 | |
| at AK-Anchorage | 5 | 2 | 0 | |
| vs. USF | 7 | 4 | 0 | |
| LONGWOOD | 2 | 3 | 0 | |
| at Michigan State | 2 | 3 | 0 | |
| RUTGERS | 2 | 2 | 0 | |
| OLE MISS | 4 | 3 | 1 | |
| LA-MONROE | 2 | 2 | 1 | |
| at Georgetown | 2 | 5 | 1 | |
| HOLY CROSS | 7 | 3 | 0 | |
| VCU | 2 | 3 | 0 | |
| at North Carolina | 0 | 7 | 0 | |
| NC STATE | 4 | 2 | 1 | |
| MARYLAND | 0 | 4 | 0 | |
| at Florida State | 0 | 2 | 0 | |
| at Virginia | 0 | 1 | 0 | |
| VIRGINIA TECH | 6 | 2 | 2 | |
| WAKE FOREST | 2 | 3 | 0 | |
| at Boston College | 6 | 6 | 0 | |
| CLEMSON | 6 | 1 | 1 | |
| NORTH CAROLINA | 0 | 4 | 1 | |
| at Maryland | 0 | 1 | 1 | |
| at NC State | 0 | 1 | 0 | |
| FLORIDA STATE | 4 | 2 | 1 | |
| at Duke | 0 | 1 | 0 | |
| BOSTON COLLEGE | 2 | 6 | 0 | |
| vs. Wake Forest | 0 | 0 | 0 | |
| vs. Wake Forest | 0 | 2 | 0 | |
| at Gonzaga | 0 | 4 | 0 | |

| 2012-13 | | | | |
|-------------------|----|---|---|--|
| Opposition | P | R | A | |
| UNF | 2 | 2 | 2 | |
| Richmond | 4 | 0 | 0 | |
| Tennessee | 4 | 8 | 1 | |
| FAU | 10 | 2 | 1 | |
| Radford | 8 | 9 | 2 | |
| Penn State | 2 | 6 | 1 | |
| Alcorn State | 2 | 3 | 0 | |
| Davidson | 0 | 2 | 1 | |
| Rutgers | 0 | 1 | 0 | |
| NC State | 0 | 4 | 1 | |
| Central Conn. St. | 0 | 0 | 1 | |
| Wisconsin | 2 | 6 | 1 | |
| Clemson | 5 | 2 | 2 | |
| Virginia | 2 | 4 | 0 | |
| Maryland | 3 | 1 | 1 | |
| Florida State | 4 | 3 | 1 | |
| Georgia Tech | 0 | 0 | 0 | |
| Virginia | 2 | 3 | 0 | |
| Wake Forest | 2 | 3 | 1 | |
| North Carolina | 2 | 1 | 0 | |
| Duke | 0 | 0 | 0 | |
| Virginia Tech | 6 | 5 | 0 | |
| Clemson | 0 | 2 | 0 | |
| Florida State | 4 | 4 | 0 | |
| Boston College | 2 | 4 | 0 | |
| NC State | 5 | 4 | 0 | |
| Georgia Tech | 4 | 2 | 0 | |
| Duke | 0 | 4 | 2 | |
| Virginia Tech | 2 | 5 | 0 | |
| Virginia Tech | 4 | 0 | 1 | |
| Florida State | 2 | 4 | 1 | |

| 2013-14 | | | | |
|------------------|----|---|---|--|
| Opposition | P | R | A | |
| UNF | 2 | 2 | 0 | |
| Richmond | 4 | 5 | 0 | |
| Middle Tennessee | 0 | 3 | 1 | |
| Oakland | 4 | 7 | 1 | |
| Yale | 3 | 5 | 3 | |
| St. Francis | 5 | 4 | 1 | |
| Mizzou | 9 | 8 | 0 | |
| Minnesota | 0 | 6 | 0 | |
| Coppin State | 12 | 4 | 0 | |
| Arizona State | 5 | 2 | 0 | |
| Morgan State | 15 | 6 | 0 | |
| UNM | 7 | 6 | 1 | |
| Penn | 4 | 6 | 1 | |
| Wake Forest | - | - | - | |
| Florida State | - | - | - | |
| Virginia Tech | - | - | - | |
| Boston College | - | - | - | |
| NC State | - | - | - | |
| Notre Dame | - | - | - | |
| Clemson | - | - | - | |
| Duke | - | - | - | |
| North Carolina | - | - | - | |
| Georgia Tech | - | - | - | |
| Maryland | - | - | - | |
| Florida State | - | - | - | |
| Syracuse | - | - | - | |
| Wake Forest | - | - | - | |
| Virginia | - | - | - | |
| Pittsburgh | - | - | - | |

| BROWN Opponent | Date | GS | TOTAL | | | 3-PTS | | | FREE THROWS | | | REBOUNDS | | | | PF | FO | A | TO | Blk | Stl | Pts | Avg | | |
|------------------|----------|----|----------|------------|-----------|------------|-------------|----------|-------------|-------------|-----------|-----------|-------------|-----------|-----------|-----------|------------|-----------|----------|----------|-----------|-----------|-----------|-----------|------------|
| | | | Min | FG | FGA | Pct | 3FG | FGA | Pct | FT | FTA | Pct | Off | Def | Tot | | | | | | | | | Avg | |
| NORTH FLORIDA | 11/08/13 | * | 14 | 1 | 3 | .333 | 0 | 0 | .000 | 0 | 0 | .000 | 1 | 1 | 2 | 2.0 | 5 | 1 | 0 | 0 | 1 | 1 | 2 | 2.0 | |
| RICHMOND | 11/10/13 | * | 23 | 2 | 4 | .500 | 0 | 0 | .000 | 0 | 0 | .000 | 0 | 5 | 5 | 3.5 | 3 | 0 | 0 | 1 | 1 | 1 | 4 | 3.0 | |
| MIDDLE TENN | 11/15/13 | * | 17 | 0 | 3 | .000 | 0 | 0 | .000 | 0 | 0 | .000 | 1 | 2 | 3 | 3.3 | 3 | 0 | 1 | 2 | 4 | 1 | 0 | 2.0 | |
| at Oakland | 11/19/13 | * | 21 | 2 | 8 | .250 | 0 | 0 | .000 | 0 | 0 | .000 | 3 | 4 | 7 | 4.3 | 1 | 0 | 1 | 2 | 1 | 3 | 4 | 2.5 | |
| YALE | 11-25-13 | | 19 | 1 | 2 | .500 | 0 | 0 | .000 | 1 | 2 | .500 | 0 | 5 | 5 | 4.4 | 1 | 0 | 3 | 2 | 0 | 1 | 3 | 2.6 | |
| ST. FRANCIS | 11/29/13 | | 25 | 2 | 4 | .500 | 0 | 0 | .000 | 1 | 2 | .500 | 1 | 3 | 4 | 4.3 | 4 | 0 | 1 | 2 | 1 | 2 | 5 | 3.0 | |
| MISSOURI | 11/30/13 | * | 23 | 3 | 8 | .375 | 0 | 0 | .000 | 3 | 3 | 1.000 | 6 | 2 | 8 | 4.9 | 3 | 0 | 0 | 2 | 1 | 0 | 9 | 3.9 | |
| at Minnesota | 12/05/13 | * | 13 | 0 | 2 | .000 | 0 | 0 | .000 | 0 | 0 | .000 | 1 | 5 | 6 | 5.0 | 3 | 0 | 0 | 0 | 0 | 0 | 0 | 3.4 | |
| COPPIN ST. | 12/15/13 | | 23 | 3 | 7 | .429 | 0 | 1 | .000 | 6 | 9 | .667 | 2 | 2 | 4 | 4.9 | 2 | 0 | 0 | 4 | 1 | 1 | 12 | 4.3 | |
| at Arizona State | 12/21/13 | | 9 | 2 | 5 | .400 | 0 | 0 | .000 | 1 | 2 | .500 | 0 | 2 | 2 | 4.6 | 4 | 0 | 0 | 1 | 0 | 0 | 5 | 4.4 | |
| MORGAN STATE | 12-28-13 | | 16 | 6 | 7 | .857 | 0 | 0 | .000 | 3 | 5 | .600 | 2 | 4 | 6 | 4.7 | 2 | 0 | 0 | 0 | 1 | 0 | 15 | 5.4 | |
| NEW MEXICO | 12-29-13 | | 20 | 3 | 5 | .600 | 0 | 0 | .000 | 1 | 4 | .250 | 3 | 3 | 6 | 4.8 | 4 | 0 | 1 | 2 | 0 | 0 | 7 | 5.5 | |
| PENN | 1-1-14 | | 19 | 2 | 7 | .286 | 0 | 0 | .000 | 0 | 0 | .000 | 2 | 4 | 6 | 4.9 | 3 | 0 | 1 | 0 | 0 | 0 | 4 | 5.4 | |
| Totals | | | 6 | 242 | 27 | .65 | .415 | 0 | 1 | .000 | 16 | 27 | .593 | 22 | 42 | 64 | 4.9 | 38 | 1 | 8 | 18 | 11 | 10 | 70 | 5.4 |



CAPRICE DENNIS

#1

Sophomore | Guard | 5-9

Detroit, Mich. | Pershing

Dennis Season / Career Highs

Points

Season: 26, vs. Yale 11/25/13

Career: 26, vs. Yale 11/25/13

Rebounds

Season: 6, vs Penn 1/1/14

Career: 6, vs Penn 1/1/14

Assists

Season: 5, vs. Penn 1/1/14

Career: 5, vs. Penn 1/1/14

Steals

Season: 4, vs Coppin State 12/15/13

Career: 3*, vs Missouri 11/30/13

Blocked Shots

Season:

Career: 1*, vs. Wisconsin 12/29/12

Field Goals

Season: 9*, vs Missouri 11/30/13

Career: 9*, vs Missouri 11/30/13

Field Goal Attempts

Season: 16*, vs Missouri 11/30/13

Career: 16*, vs Missouri 11/30/13

Free Throws

Season: 7, vs Yale 11/25/13

Career: 7, vs Yale 11/25/13

Free Throw Attempts

Season: 8, vs Yale 11/25/13

Career: 8, vs Yale 11/25/13

3-Point Field Goals

Season: 4, at Oakland, 11/19/13

Career: 4, at Oakland, 11/19/13

3-Point Field Goal Attempts

Season: 10, at Oakland, 11/19/13

Career: 10, at Oakland 11/19/13

Minutes

Season: 32, vs. Yale 11/25/13

Career: 32, vs Yale 11/25/13

*Recorded more than once with most recent

As a Freshman (2012-13): Reached season highs in points (9) and assists (4) vs. Alcorn State... Scored five point to go along with three rebounds and two steals in collegiate debut vs. UNF (11/9).

High School: Four-star prospect according to ESPN HoopGurlz... Ranked as No. 47 overall prospect and the No. 16 guard in country... During senior season, led team to a 15-1 record, averaging 26 points, eight rebounds and eight assists per game... Won multiple awards during 2011-12 season, was named AP Class A Player of the Year by Michigan Chapter of Associated Press and also won Detroit Public School League Miss Basketball Award... Named to All-State Dream Team by Detroit News.

| Opposition | 2012-13 | | | Opposition | 2013-14 | | |
|-------------------|---------|---|---|------------------|---------|---|---|
| | P | R | A | | P | R | A |
| UNF | 5 | 1 | 3 | UNF | - | - | - |
| Richmond | 4 | 1 | 1 | Richmond | - | - | - |
| Tennessee | 6 | 0 | 0 | Middle Tennessee | - | - | - |
| FAU | 5 | 2 | 1 | Oakland | 14 | 2 | 0 |
| Radford | 3 | 1 | 1 | Yale | 26 | 3 | 1 |
| Penn State | 4 | 0 | 0 | St. Francis | 23 | 4 | 3 |
| Alcorn State | 9 | 1 | 4 | Mizzou | 23 | 2 | 0 |
| Davidson | 2 | 1 | 0 | Minnesota | 12 | 2 | 0 |
| Rutgers | 2 | 1 | 0 | Coppin State | 9 | 0 | 2 |
| NC State | 0 | 4 | 1 | Arizona State | 3 | 0 | 0 |
| Central Conn. St. | 0 | 3 | 1 | Morgan State | 4 | 1 | 0 |
| Wisconsin | 3 | 3 | 2 | New Mexico | 4 | 1 | 0 |
| Clemson | 5 | 3 | 1 | Penn | 13 | 6 | 5 |
| Virginia | 0 | 1 | 2 | Wake Forest | - | - | - |
| Maryland | 2 | 1 | 1 | Florida State | - | - | - |
| Florida State | 0 | 0 | 0 | Virginia Tech | - | - | - |
| Georgia Tech | 1 | 0 | 0 | Boston College | - | - | - |
| Virginia | - | - | - | NC State | - | - | - |
| Wake Forest | 0 | 0 | 0 | Notre Dame | - | - | - |
| North Carolina | 0 | 0 | 0 | Clemson | - | - | - |
| Duke | 0 | 0 | 0 | Duke | - | - | - |
| Virginia Tech | 3 | 0 | 1 | North Carolina | - | - | - |
| Clemson | 2 | 0 | 0 | Georgia Tech | - | - | - |
| Florida State | 5 | 0 | 1 | Maryland | - | - | - |
| Boston College | 0 | 0 | 0 | Florida State | - | - | - |
| NC State | 0 | 2 | 0 | Syracuse | - | - | - |
| Georgia Tech | 2 | 0 | 1 | Wake Forest | - | - | - |
| Duke | - | - | - | Virginia | - | - | - |
| Virginia Tech | - | - | - | Pittsburgh | - | - | - |
| Virginia Tech | - | - | - | | | | |
| Florida State | - | - | - | | | | |

| Opponent | Date | GS | TOTAL | | | | 3-PTS | | | FREE THROWS | | | REBOUNDS | | | | PF | FO | A | TO | Blk | Stl | Pts | Avg |
|------------------|------------|----------|------------|-----------|------------|-------------|-----------|-----------|-------------|-------------|-----------|-------------|----------|-----------|-----------|------------|-----------|----------|-----------|-----------|----------|-----------|------------|-------------|
| | | | Min | FG | FGA | Pct | 3FG | FGA | Pct | FT | FTA | Pct | Off | Def | Tot | Avg | | | | | | | | |
| at Oakland | 11/19/13 | 23 | 4 | 12 | .333 | 4 | 10 | .400 | 2 | 2 | 1.000 | 0 | 2 | 2 | 2.0 | 3 | 0 | 0 | 3 | 0 | 1 | 14 | 14.0 | |
| YALE | 11-25-13 * | 32 | 9 | 15 | .600 | 1 | 2 | .500 | 7 | 8 | .875 | 0 | 1 | 1 | 1.5 | 1 | 0 | 3 | 0 | 0 | 1 | 26 | 20.0 | |
| ST. FRANCIS | 11/29/13 * | 28 | 8 | 16 | .500 | 4 | 6 | .667 | 3 | 4 | .750 | 1 | 3 | 4 | 2.3 | 2 | 0 | 3 | 2 | 0 | 2 | 23 | 21.0 | |
| MISSOURI | 11/30/13 * | 24 | 9 | 16 | .563 | 3 | 6 | .500 | 2 | 4 | .500 | 0 | 2 | 2 | 2.3 | 4 | 0 | 0 | 1 | 0 | 3 | 23 | 21.5 | |
| at Minnesota | 12/05/13 * | 31 | 4 | 15 | .267 | 2 | 6 | .333 | 2 | 7 | .286 | 0 | 2 | 2 | 2.2 | 2 | 0 | 0 | 2 | 0 | 0 | 12 | 19.6 | |
| COPPIN ST. | 12/15/13 * | 25 | 3 | 10 | .300 | 1 | 6 | .167 | 2 | 4 | .500 | 0 | 0 | 0 | 1.8 | 3 | 0 | 2 | 6 | 0 | 4 | 9 | 17.8 | |
| at Arizona State | 12/21/13 * | 22 | 1 | 8 | .125 | 0 | 2 | .000 | 1 | 2 | .500 | 0 | 0 | 0 | 1.6 | 2 | 0 | 0 | 4 | 0 | 0 | 3 | 15.7 | |
| NEW MEXICO | 12-29-13 | 12 | 1 | 1 | 1.000 | 0 | 0 | .000 | 2 | 2 | 1.000 | 0 | 1 | 1 | 1.5 | 0 | 0 | 0 | 2 | 0 | 1 | 4 | 14.3 | |
| PENN | 1-1-14 | 30 | 5 | 15 | .333 | 1 | 7 | .143 | 2 | 7 | .286 | 1 | 5 | 6 | 2.0 | 2 | 0 | 5 | 2 | 0 | 3 | 13 | 14.1 | |
| Totals | | 6 | 227 | 44 | 108 | .407 | 16 | 45 | .356 | 23 | 40 | .575 | 2 | 16 | 18 | 2.0 | 19 | 0 | 13 | 22 | 0 | 15 | 127 | 14.1 |



NIGIA GREENE

Freshman | Guard | 5-10

#5

Atlanta, Ga. | St. Francis HS

High School: Graduated from Saint Francis HS in 2013...Played for head coach Aisha Kennedy ... Was ranked No. 41 overall in nation and eighth at position according to ESPN HoopGurlz ... Averaged 18 points per game while leading St. Francis to a 25-6 record ... Played for Peak Performance National ... Named to North Fulton All-Metro Honorable Mention ... As a sophomore was named Georgia All-State Class A Second Team.

Personal: Full name is Nigia Greene ... Goes by Gia ... Born on Oct. 5, 1994, in Chesapeake, Va. ... Majoring in computer science ... Hobbies include shopping and listening to music ... Daughter of Shikena Greene.



KEYONA HAYES

Sophomore | Forward | 6-1

Marietta, Ga. | Saint Francis

#20

Hayes Season / Career Highs

Points
 Season: 20, at Minnesota 12/5/13
 Career: 20, at Minnesota 12/5/13

Rebounds
 Season: 12, vs Coppin State 12/15/13
 Career: 15, vs. Central Conn. St. 12/28/12

Assists
 Season: 4, vs Morgan State 12/28/13
 Career: 4, vs Morgan State 12/28/13

Steals
 Season: 3*, vs Morgan State 12/28/13
 Career: 3*, vs Morgan State 12/28/13

Blocked Shots
 Season: 2*, vs Missouri 11/30/13
 Career: 4, vs. Davidson 12/8/12

Field Goals
 Season: 9, at Minnesota 12/5/13
 Career: 9, at Minnesota 12/5/13

Field Goal Attempts
 Season: 16, at Minnesota 12/5/13
 Career: 16, at Minnesota 12/5/13

Free Throws
 Season: 7, vs Yale 11/25/13
 Career: 7, vs Yale 11/25/13

Free Throw Attempts
 Season: 13, vs Yale 11/25/13
 Career: 13, vs Yale 11/25/13

3-Point Field Goals
 Season: 1, at Oakland 11/19/13
 Career: 1, at Oakland 11/19/13

3-Point Field Goal Attempts
 Season: 1*, vs St. Francis 11/29/13
 Career: 1*, vs St. Francis 11/29/13

Minutes
 Season: 32, vs St. Francis 11/29/13
 Career: 32, vs St. Francis 11/29/13

Jan. 11, 2013 ACC Rookie of the Week

As a Freshman (2012-13): Recorded her fifth double-double of the season with 14 points and 11 rebounds at Georgia Tech (2/24)... Pulled down nine rebounds and scored seven points vs. Boston College (2/17)... Netted fourth double-double of season with 12 points and 10 rebounds at Clemson (2/7)... Led Miami with 11 rebounds vs. Virginia Tech (2/3), also scored eight points... Scored seven points at Florida State (1/13)... Named to the UM Holiday All-Tournament Team... Third double-double came with 11 points and 15 rebounds vs. Central Connecticut State (12/28)... Poured in 10 points in ACC opener against NC State (12/20)... Scored 12 points to go with four rebounds and a season-best four block vs. Davidson (12/8)... Pulled down six rebounds in win over No. 6 Penn State (11/29)... Second double-double came vs. FAU, scored new career-high 14 points and grabbed 14 boards (11/23)... Recorded first double-double of collegiate career with 10 points and 11 rebounds at Richmond (11/12)... Scored four points and grabbed two rebounds in collegiate debut vs. UNF (11/9).

High School: Ranked as high as No. 31 overall prospect by Blue Star Basketball... ESPN HoopGurlz ranked as No. 11 forward in nation... Named to 2012 GSWA Class A All-State first team and 2012 Atlanta Journal-Constitution Class A All-State first team averaging 16 points and 6 rebounds as a senior... Averaged 18 points, 12 rebounds, six assists and five blocks per game as junior and 19 points and 13 rebounds as sophomore.

| Opposition | 2012-13 | | |
|-------------------|---------|----|---|
| | P | R | A |
| UNF | 4 | 2 | 0 |
| Richmond | 10 | 11 | 2 |
| Tennessee | 7 | 6 | 1 |
| FAU | 14 | 11 | 0 |
| Radford | 10 | 5 | 0 |
| Penn State | 4 | 6 | 0 |
| Alcorn State | 3 | 0 | 0 |
| Davidson | 12 | 4 | 0 |
| Rutgers | 0 | 3 | 1 |
| NC State | 10 | 4 | 0 |
| Central Conn. St. | 11 | 15 | 0 |
| Wisconsin | 6 | 9 | 0 |
| Clemson | 5 | 1 | 0 |
| Virginia | 4 | 1 | 0 |
| Maryland | 2 | 3 | 0 |
| Florida State | 7 | 3 | 2 |
| Georgia Tech | 2 | 1 | 0 |
| Virginia | 8 | 5 | 0 |
| Wake Forest | 3 | 2 | 0 |
| North Carolina | 0 | 1 | 0 |
| Duke | 2 | 8 | 0 |
| Virginia Tech | 8 | 11 | 0 |
| Clemson | 12 | 10 | 0 |
| Florida State | 8 | 10 | 0 |
| Boston College | 7 | 9 | 1 |
| NC State | 4 | 6 | 1 |
| Georgia Tech | 14 | 11 | 1 |
| Duke | 2 | 2 | 1 |
| Virginia Tech | 2 | 3 | 0 |
| Virginia Tech | 2 | 1 | 0 |

| Opposition | 2013-14 | | |
|------------------|---------|----|---|
| | P | R | A |
| UNF | 13 | 9 | 2 |
| Richmond | 2 | 6 | 0 |
| Middle Tennessee | 12 | 1 | 0 |
| Oakland | 15 | 5 | 2 |
| Yale | 17 | 7 | 0 |
| St. Francis | 15 | 5 | 0 |
| Mizzou/Hartford | 0 | 8 | 2 |
| Minnesota | 20 | 6 | 2 |
| Coppin State | 8 | 12 | 0 |
| Arizona State | 15 | 6 | 2 |
| Morgan State | 17 | 10 | 4 |
| New Mexico | 12 | 8 | 2 |
| Penn | 3 | 1 | 1 |
| Wake Forest | - | - | - |
| Florida State | - | - | - |
| Virginia Tech | - | - | - |
| Boston College | - | - | - |
| NC State | - | - | - |
| Notre Dame | - | - | - |
| Clemson | - | - | - |
| Duke | - | - | - |
| North Carolina | - | - | - |
| Georgia Tech | - | - | - |
| Maryland | - | - | - |
| Florida State | - | - | - |
| Syracuse | - | - | - |
| Wake Forest | - | - | - |
| Virginia | - | - | - |
| Pittsburgh | - | - | - |

| Opponent | Date | GS | TOTAL | | | 3-PTS | | | FREE THROWS | | | REBOUNDS | | | | PF | FO | A | TO | Blk | Stl | Pts | Avg | |
|------------------|----------|----|-----------|------------|-----------|-------------|----------|----------|-------------|-----------|-----------|-------------|-----------|-----------|-----------|------------|-----------|----------|-----------|-----------|-----------|-----------|------------|-------------|
| | | | Min | FG | FGA | Pct | 3FG | FGA | Pct | FT | FTA | Pct | Off | Def | Tot | | | | | | | | | Avg |
| NORTH FLORIDA | 11/08/13 | * | 23 | 4 | 10 | .400 | 0 | 1 | .000 | 5 | 9 | .556 | 3 | 6 | 9 | 9.0 | 2 | 0 | 2 | 3 | 0 | 13 | 13.0 | |
| RICHMOND | 11/10/13 | * | 14 | 1 | 5 | .200 | 0 | 0 | .000 | 0 | 0 | .000 | 2 | 4 | 6 | 7.5 | 3 | 0 | 0 | 2 | 1 | 0 | 2 | 7.5 |
| MIDDLE TENN | 11/15/13 | | 17 | 5 | 6 | .833 | 0 | 1 | .000 | 2 | 2 | 1.000 | 0 | 1 | 1 | 5.3 | 5 | 1 | 0 | 5 | 0 | 2 | 12 | 9.0 |
| at Oakland | 11/19/13 | | 21 | 6 | 8 | .750 | 1 | 1 | 1.000 | 2 | 2 | 1.000 | 3 | 2 | 5 | 5.3 | 0 | 0 | 2 | 1 | 0 | 2 | 15 | 10.5 |
| YALE | 11-25-13 | * | 29 | 7 | 13 | .538 | 0 | 0 | .000 | 3 | 6 | .500 | 0 | 7 | 7 | 5.6 | 1 | 0 | 0 | 1 | 1 | 3 | 17 | 11.8 |
| ST. FRANCIS | 11/29/13 | * | 32 | 7 | 12 | .583 | 0 | 1 | .000 | 1 | 4 | .250 | 0 | 5 | 5 | 5.5 | 1 | 0 | 0 | 1 | 2 | 3 | 15 | 12.3 |
| MISSOURI | 11/30/13 | * | 21 | 0 | 3 | .000 | 0 | 0 | .000 | 0 | 0 | .000 | 2 | 6 | 8 | 5.9 | 4 | 0 | 2 | 3 | 2 | 0 | 0 | 10.6 |
| at Minnesota | 12/05/13 | | 31 | 9 | 16 | .563 | 0 | 0 | .000 | 2 | 5 | .400 | 4 | 2 | 6 | 5.9 | 3 | 0 | 2 | 0 | 0 | 3 | 20 | 11.8 |
| COPPIN ST. | 12/15/13 | * | 31 | 2 | 5 | .400 | 0 | 0 | .000 | 4 | 4 | 1.000 | 5 | 7 | 12 | 6.6 | 4 | 0 | 0 | 0 | 3 | 1 | 8 | 11.3 |
| at Arizona State | 12/21/13 | * | 25 | 6 | 11 | .545 | 0 | 0 | .000 | 3 | 4 | .750 | 3 | 3 | 6 | 6.5 | 4 | 0 | 2 | 2 | 0 | 3 | 15 | 11.7 |
| MORGAN STATE | 12-28-13 | * | 28 | 7 | 14 | .500 | 0 | 1 | .000 | 3 | 5 | .600 | 5 | 5 | 10 | 6.8 | 1 | 0 | 4 | 2 | 0 | 3 | 17 | 12.2 |
| NEW MEXICO | 12-29-13 | * | 26 | 5 | 8 | .625 | 0 | 0 | .000 | 2 | 2 | 1.000 | 2 | 6 | 8 | 6.9 | 4 | 0 | 2 | 0 | 1 | 0 | 12 | 12.2 |
| PENN | 1-1-14 | * | 17 | 0 | 4 | .000 | 0 | 0 | .000 | 3 | 4 | .750 | 0 | 1 | 1 | 6.5 | 3 | 0 | 1 | 2 | 1 | 0 | 3 | 11.5 |
| Totals | | | 10 | 315 | 59 | .513 | 1 | 5 | .200 | 30 | 47 | .638 | 29 | 55 | 84 | 6.5 | 35 | 1 | 17 | 22 | 11 | 20 | 149 | 11.5 |



SURIYA MCGUIRE #33

Junior | Guard | 5-11

Minneapolis, Minn. | Roosevelt

McGuire Season / Career Highs

Points
 Season: 17, at Arizona State 12/21/13
 Career: 17, at Wake Forest 1/24/13

Rebounds
 Season: 9, at Minnesota 12/5/13
 Career: 9, at Minnesota 12/5/13

Assists
 Season: 5, at Minnesota 12/5/13
 Career: 6, vs. Louisiana-Monroe 2/16/11

Steals
 Season: 4, vs. UNF 11/8/13
 Career: 5, vs. Alcorn State 12/3/12

Blocked Shots
 Season: 2, vs. Missouri 11/30/13
 Career: 3, vs. VCU 12/29/11

Field Goals
 Season: 7*, at Arizona State 12/21/13
 Career: 7*, at Arizona State 12/21/13

Field Goal Attempts
 Season: 12*, at Arizona State 12/21/13
 Career: 14, at Maryland 1/10/13

Free Throws
 Season: 8, vs. Missouri 11/30/13
 Career: 8, vs. Missouri 11/30/13

Free Throw Attempts
 Season: 13, vs. Missouri 11/30/13
 Career: 13, vs. Missouri 11/30/13

3-Point Field Goals
 Season: 1, at Oakland 11/19/13
 Career: 2, vs. FAU 11/23/12

3-Point Field Goal Attempts
 Season: 2*, at Oakland 11/19/13
 Career: 2*, at Oakland 11/19/13

Minutes
 Season: 35, vs. Richmond 11/10/13
 Career: 35, vs. Richmond 11/10/13

*Recorded more than once with most recent listed

As a Sophomore (2012-13): Scored 13 points and pulled down a career-best seven rebounds vs. Florida State (3/8)... Scored 12 points and grabbed four rebounds at Virginia Tech (3/3)... Tied a career-best with six rebounds at NC State (2/21), also added eight points... Scored 12 points and grabbed five rebounds vs. Boston College (2/17)... Scored 10 points vs. Florida State (2/10) to go with five rebounds and four assists... Scored 10 first-half points and had four assists vs. Virginia Tech (2/3)... Scored a new career best of 17 points at Wake Forest (1/24), for the second time this season, made game-winning basket in final seconds... Scored 11 points, including reaching a career-best with five made free throws vs. Georgia Tech (1/17), added team-best four assists and four rebounds... Matched a career-high 13 points at No. 10 Maryland (1/10), also added five rebounds... Grabbed a career-best six rebounds vs. Wisconsin (12/29)... Poured in a new career-best 13 points to go with five steals vs. Alcorn State (12/3)... Scored eight points, including the game-winner on a layup against No. 6 Penn State (11/29)... Matched a career-best with five rebounds vs. Radford, also scored eight points (11/24)... Dished out five assists and scored four points to go with three steals vs. UNF (11/9).

| Opposition | 2011-12 | | | |
|--------------------|---------|---|---|--|
| | P | R | A | |
| TEXAS-PAN AMERICAN | 4 | 5 | 2 | |
| at Tennessee | 4 | 0 | 0 | |
| PRAIRIE VIEW A&M | 9 | 0 | 0 | |
| at AK-Anchorage | 0 | 0 | 2 | |
| vs. USF | 7 | 5 | 0 | |
| LONGWOOD | 5 | 4 | 1 | |
| at Michigan State | 2 | 2 | 2 | |
| RUTGERS | 0 | 0 | 0 | |
| OLE MISS | 4 | 1 | 1 | |
| LA-MONROE | 1 | 4 | 6 | |
| at Georgetown | 3 | 3 | 0 | |
| HOLY CROSS | 6 | 2 | 0 | |
| VCU | 10 | 3 | 0 | |
| at North Carolina | 5 | 3 | 1 | |
| NC STATE | 1 | 0 | 1 | |
| at Georgia Tech | 0 | 1 | 1 | |
| MARYLAND | 0 | 0 | 0 | |
| at Florida State | 0 | 0 | 0 | |
| at Virginia | 0 | 1 | 0 | |
| VIRGINIA TECH | 0 | 0 | 1 | |
| WAKE FOREST | 0 | 0 | 1 | |
| at Boston College | 9 | 2 | 1 | |
| CLEMSON | 4 | 4 | 0 | |
| NORTH CAROLINA | 0 | 2 | 0 | |
| at Maryland | - | - | - | |
| at NC State | 6 | 0 | 0 | |
| FLORIDA STATE | 2 | 2 | 1 | |
| at Duke | 0 | 3 | 1 | |
| BOSTON COLLEGE | 3 | 1 | 1 | |
| vs. Wake Forest | 0 | 2 | 0 | |
| vs. Idaho State | 9 | 1 | 0 | |
| at Gonzaga | 6 | 2 | 1 | |

| Opposition | 2012-13 | | | |
|-------------------|---------|---|---|--|
| | P | R | A | |
| UNF | 4 | 4 | 5 | |
| Richmond | 6 | 1 | 1 | |
| Tennessee | 2 | 5 | 1 | |
| FAU | 6 | 4 | 4 | |
| Radford | 8 | 5 | 1 | |
| Penn State | 8 | 1 | 2 | |
| Alcorn State | 13 | 0 | 1 | |
| Davidson | 5 | 2 | 1 | |
| Rutgers | 2 | 3 | 1 | |
| NC State | 5 | 4 | 3 | |
| Central Conn. St. | 5 | 4 | 2 | |
| Wisconsin | 2 | 6 | 2 | |
| Clemson | 5 | 4 | 3 | |
| Virginia | 9 | 4 | 2 | |
| Maryland | 13 | 5 | 1 | |
| Florida State | 4 | 1 | 4 | |
| Georgia Tech | 11 | 4 | 4 | |
| Virginia | 6 | 5 | 3 | |
| Wake Forest | 17 | 2 | 2 | |
| North Carolina | 8 | 3 | 2 | |
| Duke | 3 | 1 | 1 | |
| Virginia Tech | 10 | 3 | 1 | |
| Clemson | 4 | 2 | 4 | |
| Florida State | 10 | 5 | 4 | |
| Boston College | 12 | 4 | 2 | |
| NC State | 8 | 6 | 1 | |
| Georgia Tech | 4 | 4 | 2 | |
| Duke | 7 | 3 | 3 | |
| Virginia Tech | 12 | 4 | 2 | |
| Virginia Tech | 0 | 4 | 0 | |
| Florida State | 13 | 7 | 1 | |

| Opposition | 2013-14 | | | |
|------------------|---------|---|---|--|
| | P | R | A | |
| UNF | 15 | 0 | 0 | |
| Richmond | 11 | 5 | 4 | |
| Middle Tennessee | 10 | 3 | 0 | |
| Oakland | 3 | 3 | 3 | |
| Yale | 12 | 4 | 1 | |
| St. Francis | 5 | 3 | 2 | |
| Mizzou/Hartford | 16 | 8 | 3 | |
| Minnesota | 11 | 9 | 5 | |
| Coppin State | 6 | 8 | 3 | |
| Arizona State | 17 | 5 | 1 | |
| Morgan State | 8 | 2 | 3 | |
| UNM | 13 | 2 | 1 | |
| Penn | 8 | 5 | 0 | |
| Wake Forest | - | - | - | |
| Florida State | - | - | - | |
| Virginia Tech | - | - | - | |
| Boston College | - | - | - | |
| NC State | - | - | - | |
| Notre Dame | - | - | - | |
| Clemson | - | - | - | |
| Duke | - | - | - | |
| North Carolina | - | - | - | |
| Georgia Tech | - | - | - | |
| Maryland | - | - | - | |
| Florida State | - | - | - | |
| Syracuse | - | - | - | |
| Wake Forest | - | - | - | |
| Virginia | - | - | - | |
| Pittsburgh | - | - | - | |

As a Freshman (2011-12): Scored nine points at Boston College (1/29)... In just 11 minutes, scored season-best 10 points, to go with three rebounds and three blocks (12/29)... Scored six points with two boards vs. Holy Cross (12/28)... Dished out six assists to go with four rebounds vs. ULM (12/16)... Had four steals in just 11 minutes vs. Ole Miss (12/10)... Recorded career-first block vs. Longwood (11/27), while scoring five points and pulling down four rebounds... Had seven points with five rebounds vs. USF (11/24)... Scored nine points to go with four steals in 13 minutes vs. Prairie View A&M... Was defensive catalyst for Canes at No. 3 Tennessee (11/15), recording pair of steals to go with four points... Scored four points, grabbed five boards and handed out pair of assists in collegiate debut, win over Texas-Pan American (11/11).

High School: Was ranked as No. 7 overall player in nation by Collegiate Girls Basketball Report and fifth-best point guard by hoopgurlz.com... Scored 13 points per game season ago and was one of five players to be named to Nike Nationals All-Tournament Team while playing for North Tartan AAU squad.

| Opponent | Date | TOTAL | | | FGA | Pct | 3-PTS | | | FREE THROWS | | | REBOUNDS | | | | PF | FO | A | TO | Blk | Stl | Pts | Avg | |
|----------------------|----------|-------|-----------|------------|-----------|-------------|----------|-----------|-------------|-------------|-----------|-------------|-----------|-----------|-----------|------------|-----------|----------|-----------|-----------|-----------|-----------|------------|-------------|--|
| | | GS | Min | FG | | | 3FG | FGA | Pct | FT | FTA | Pct | Off | Def | Tot | Avg | | | | | | | | | |
| NORTH FLORIDA | 11/08/13 | * | 17 | 7 | 11 | .636 | 0 | 2 | .000 | 1 | 1 | 1.000 | 0 | 0 | 0 | 0.0 | 2 | 0 | 0 | 2 | 1 | 4 | 15 | 15.0 | |
| RICHMOND | 11/10/13 | * | 35 | 5 | 10 | .500 | 0 | 1 | .000 | 1 | 3 | .333 | 1 | 4 | 5 | 2.5 | 2 | 0 | 4 | 5 | 2 | 3 | 11 | 13.0 | |
| MIDDLE TENNESSEE | 11/15/13 | * | 30 | 4 | 11 | .364 | 0 | 0 | .000 | 2 | 3 | .667 | 0 | 3 | 3 | 2.7 | 2 | 0 | 0 | 0 | 4 | 0 | 2 | | |
| at Oakland | 11/19/13 | * | 21 | 1 | 5 | .200 | 1 | 2 | .500 | 0 | 2 | .000 | 4 | 2 | 6 | 3.5 | 1 | 0 | 2 | 2 | 2 | 0 | 3 | 9.8 | |
| YALE | 11-25-13 | | 18 | 5 | 7 | .714 | 0 | 1 | .000 | 2 | 3 | .667 | 1 | 3 | 4 | 3.6 | 1 | 0 | 1 | 1 | 0 | 0 | 12 | 10.2 | |
| ST. FRANCIS BROOKLYN | 11/29/13 | | 19 | 2 | 4 | .500 | 0 | 0 | .000 | 1 | 2 | .500 | 1 | 2 | 1 | 2 | 3 | 3.5 | 3 | 0 | 2 | 5 | 0 | 2 | |
| MISSOURI | 11/30/13 | | 30 | 4 | 10 | .400 | 0 | 0 | .000 | 8 | 13 | .615 | 4 | 4 | 8 | 4.1 | 3 | 0 | 3 | 2 | 2 | 2 | 16 | 10.3 | |
| at Minnesota | 12/05/13 | * | 29 | 5 | 12 | .417 | 0 | 0 | .000 | 1 | 1 | 1.000 | 5 | 4 | 9 | 4.8 | 4 | 0 | 5 | 0 | 1 | 2 | 11 | 10.4 | |
| COPPIN ST. | 12/15/13 | * | 23 | 2 | 9 | .222 | 0 | 1 | .000 | 2 | 4 | .500 | 5 | 3 | 8 | 5.1 | 2 | 0 | 3 | 1 | 1 | 1 | 6 | 9.9 | |
| at Arizona State | 12/21/13 | * | 26 | 7 | 12 | .583 | 0 | 0 | .000 | 3 | 4 | .750 | 1 | 4 | 5 | 5.1 | 4 | 0 | 1 | 2 | 1 | 1 | 17 | 10.6 | |
| MORGAN STATE | 12-28-13 | * | 20 | 3 | 5 | .600 | 0 | 1 | .000 | 2 | 2 | 1.000 | 1 | 1 | 2 | 4.8 | 4 | 0 | 3 | 3 | 2 | 2 | 8 | 10.4 | |
| NEW MEXICO | 12-29-13 | * | 30 | 4 | 10 | .400 | 1 | 2 | .500 | 4 | 9 | .444 | 0 | 2 | 2 | 4.6 | 1 | 0 | 1 | 2 | 2 | 2 | 13 | 10.6 | |
| PENN | 1-1-14 | * | 16 | 4 | 6 | .667 | 0 | 0 | .000 | 0 | 1 | .000 | 2 | 3 | 5 | 4.6 | 4 | 0 | 0 | 1 | 0 | 0 | 8 | 10.4 | |
| Totals | | | 10 | 314 | 53 | .473 | 2 | 10 | .200 | 27 | 48 | .563 | 25 | 35 | 60 | 4.6 | 33 | 0 | 25 | 30 | 14 | 21 | 135 | 10.4 | |



ADRIENNE MOTLEY

Freshman | Guard | 5-9

#23

Newport News, Va. | Woodside HS

High School: Graduated from Woodside HS in 2013 where she played for Coach Mike Tallon ... TCIS Player of the Year ... Named TCIS first-team All-Conference ... Named 2011, 2012, and 2013 Peninsula District Player of the Year ... 2012 and 2013 Gatorade Player of the Year Finalist ... 2012 and 2013 first team all-state ... Nominee for 2013 McDonalds All-American Game ... Rated No. 27 overall and No. 7 guard in 2013 ESPN HoopGurlz Recruiting Rankings ... Recipient of 2013 Peninsula Sports Club Award, Outstanding High School Female Athlete of the Year ... 2012 Virginia Co-Player of the Year ... 2011-12 Eastern Region Player of the Year.

Personal: Born on Sept. 27, 1995, in Amsterdam, Netherlands ... Hobbies include listening to music ... Majoring in communications/broadcast journalism ... Held summer jobs at Hampton University communications program and as youth league coach ... Names Rajon Rondo as athletic role model ... Her uncle, Kenny Harris, played basketball at VCU ... Daughter of Adrian and Norma Motley ... Has two sisters, Nikesha Williams and Dominique Mason.

| Opposition | 2013-14 | | |
|------------------|---------|---|---|
| | P | R | A |
| UNF | 9 | 8 | 2 |
| Richmond | 0 | 3 | 3 |
| Middle Tennessee | 2 | 3 | 4 |
| Oakland | 8 | 3 | 3 |
| Yale | 4 | 4 | 2 |
| St. Francis | 9 | 4 | 2 |
| Mizzou/Hartford | 12 | 4 | 3 |
| Minnesota | 2 | 0 | 1 |
| Coppin State | 8 | 1 | 5 |
| Arizona State | 6 | 1 | 2 |
| Morgan State | 10 | 4 | 2 |
| New Mexico | 18 | 3 | 1 |
| Penn | 17 | 6 | 2 |
| Wake Forest | - | - | - |
| Florida State | - | - | - |
| Virginia Tech | - | - | - |
| Boston College | - | - | - |
| NC State | - | - | - |
| Notre Dame | - | - | - |
| Clemson | - | - | - |
| Duke | - | - | - |
| North Carolina | - | - | - |
| Georgia Tech | - | - | - |
| Maryland | - | - | - |
| Florida State | - | - | - |
| Syracuse | - | - | - |
| Wake Forest | - | - | - |
| Virginia | - | - | - |
| Pittsburgh | - | - | - |

Motley Season / Career Highs

- Points
- Season: 18, vs New Mexico 12/29/13

- Rebounds
- Season: 8, vs UNF 11/8/13

- Assists
- Season: 4, vs Middle Tennessee 11/15/13

- Steals
- Season: 4, vs. UNF 11/8/13

- Blocked Shots
- Season: 1* at Oakland 11/19/13

- Field Goals
- Season: 8, vs. Penn 1/1/14

- Field Goal Attempts
- Season: 13, vs. Penn 1/1/14

- Free Throws
- Season: 5, vs Missouri 11/30/13

- Free Throw Attempts
- Season: 7, vs Missouri 11/30/13

- 3-Point Field Goals
- Season: 3, vs New Mexico 12/29/13

- 3-Point Field Goal Attempts
- Season: 5, vs UNF 11/8/13

- Minutes
- Season: 33, vs Missouri 11/30/13

*Recorded more than once with most recent listed

| Opponent | Date | GS | TOTAL | | | | 3-PTS | | | FREE THROWS | | | REBOUNDS | | | | PF | FO | A | TO | Blk | Stl | Pts | Avg |
|------------------|----------|----|-----------|------------|-----------|-------------|----------|-----------|-------------|-------------|-----------|-------------|-----------|-----------|-----------|------------|-----------|----------|-----------|-----------|----------|-----------|------------|------------|
| | | | Min | FG | FGA | Pct | 3FG | FGA | Pct | FT | FTA | Pct | Off | Def | Tot | Avg | | | | | | | | |
| NORTH FLORIDA | 11/08/13 | * | 29 | 3 | 11 | .273 | 0 | 5 | .000 | 3 | 6 | .500 | 2 | 6 | 8 | 8.0 | 1 | 0 | 2 | 3 | 0 | 4 | 9 | 9.0 |
| RICHMOND | 11/10/13 | * | 28 | 0 | 6 | .000 | 0 | 2 | .000 | 0 | 0 | .000 | 3 | 0 | 3 | 5.5 | 2 | 0 | 3 | 5 | 0 | 1 | 0 | 4.5 |
| MIDDLE | 11/15/13 | * | 23 | 0 | 4 | .000 | 0 | 1 | .000 | 2 | 3 | .667 | 1 | 2 | 3 | 4.7 | 0 | 0 | 4 | 0 | 1 | 0 | 2 | 3.7 |
| at Oakland | 11/19/13 | * | 25 | 4 | 11 | .364 | 0 | 2 | .000 | 0 | 0 | .000 | 1 | 2 | 3 | 4.3 | 3 | 0 | 3 | 0 | 1 | 0 | 8 | 4.8 |
| YALE | 11-25-13 | * | 24 | 2 | 6 | .333 | 0 | 1 | .000 | 0 | 0 | .000 | 2 | 2 | 4 | 4.2 | 3 | 0 | 2 | 2 | 0 | 2 | 4 | 4.6 |
| ST. FRANCIS | 11/29/13 | * | 29 | 4 | 9 | .444 | 0 | 1 | .000 | 1 | 1 | 1.000 | 2 | 2 | 4 | 4.2 | 1 | 0 | 2 | 2 | 1 | 1 | 9 | 5.3 |
| MISSOURI | 11/30/13 | * | 33 | 3 | 9 | .333 | 1 | 4 | .250 | 5 | 7 | .714 | 1 | 3 | 4 | 4.1 | 0 | 0 | 3 | 1 | 0 | 1 | 12 | 6.3 |
| at Minnesota | 12/05/13 | * | 12 | 1 | 3 | .333 | 0 | 0 | .000 | 0 | 0 | .000 | 0 | 0 | 0 | 3.6 | 1 | 0 | 1 | 1 | 0 | 0 | 2 | 5.8 |
| COPPIN ST. | 12/15/13 | * | 21 | 2 | 6 | .333 | 0 | 2 | .000 | 4 | 5 | .800 | 1 | 0 | 1 | 3.3 | 3 | 0 | 5 | 1 | 0 | 2 | 8 | 6.0 |
| at Arizona State | 12/21/13 | * | 24 | 2 | 6 | .333 | 2 | 2 | 1.000 | 0 | 0 | .000 | 1 | 0 | 1 | 3.1 | 2 | 0 | 2 | 1 | 0 | 1 | 6 | 6.0 |
| MORGAN STATE | 12-28-13 | * | 29 | 4 | 9 | .444 | 0 | 2 | .000 | 2 | 2 | 1.000 | 2 | 2 | 4 | 3.2 | 1 | 0 | 2 | 3 | 0 | 2 | 10 | 6.4 |
| NEW MEXICO | 12-29-13 | * | 27 | 7 | 11 | .636 | 3 | 4 | .750 | 1 | 1 | 1.000 | 1 | 2 | 3 | 3.2 | 2 | 0 | 2 | 1 | 0 | 0 | 18 | 7.3 |
| PENN | 1-1-14 | * | 30 | 8 | 13 | .615 | 0 | 3 | .000 | 1 | 1 | 1.000 | 4 | 2 | 6 | 3.4 | 1 | 0 | 2 | 0 | 0 | 1 | 17 | 8.1 |
| Totals | | | 10 | 334 | 40 | .385 | 6 | 29 | .207 | 19 | 26 | .731 | 21 | 23 | 44 | 3.4 | 20 | 0 | 33 | 20 | 3 | 15 | 105 | 8.1 |



KRYSTAL SAUNDERS #12

Senior | Guard | 5-8

West Park, Fla. | South Broward

Saunders Season / Career Highs

Points
 Season: 16, vs. UNF 11/8/13
 Career: 16, vs. UNF 11/8/13

Rebounds
 Season: 6, vs. St. Francis 11/29/13
 Career: 8, vs. Florida Atlantic 11/26/10

Assists
 Season: 5, vs. St. Francis 11/29/13
 Career: 5*, vs. St. Francis 11/29/13

Steals
 Season: 3, vs. UNF 11/8/13
 Career: 4*, vs. Wisconsin 12/29/12

Blocked Shots
 Season:
 Career: 1*, vs. Central Conn. St. 12/28/12

Field Goals
 Season: 5*, vs. Morgan State 12/28/13
 Career: 6, vs. Louisiana-Monroe 12/16/11

Field Goal Attempts
 Season: 20, vs. Morgan State 12/28/13
 Career: 20, vs. Morgan State 12/28/13

Free Throws
 Season: 4, vs. St. Francis 11/29/13
 Career: 7, vs. Duke 2/28/13

Free Throw Attempts
 Season: 4, vs. St. Francis 11/29/13
 Career: 10, vs. Duke 2/28/13

3-Point Field Goals
 Season: 5*, vs. Morgan State 12/28/13
 Career: 5*, vs. Morgan State 12/28/13

3-Point Field Goal Attempts
 Season: 20, vs. Morgan State 12/28/13
 Career: 20, vs. Morgan State 12/28/13

Minutes
 Season: 34*, vs. Missouri 11/30/13
 Career: 39, vs. Georgia Tech 1/17/13

As a Junior (2012-13): Grabbed a season-high seven rebounds at Virginia Tech (3/3)... Matched a season-high with 15 points vs. Duke (2/28)... Scored 11 points and grabbed four rebounds vs. Boston College (2/17)... Had nine points to go with four rebounds vs. Florida State (2/10)... Scored nine points and grabbed three rebounds at Wake Forest (1/24)... Tied a season-best with six rebounds to go with seven points vs. Georgia Tech (1/17)... Scored 10 points to go with six rebounds vs. Wisconsin (12/29)... Reached season-highs in points (13), rebounds (6) and assists (4) vs. Davidson (12/8)... Scored eight points in Miami's win over No. 6 Penn State (11/29)... Knocked down a pair of threes on way to score 13 points vs. Radford (11/24)... Hit three-pointer with 17 second left to seal win at Richmond (11/12)... Scored five points and pulled down five rebounds vs. UNF (11/9).

As a Sophomore (2011-12): Grabbed seven rebounds, six on offensive glass and scored nine points at Duke (2/24)... Made first career start vs. Virginia Tech (1/23)... Scored career-high 16 points vs. ULM (12/16), connecting on 2-of-3 3-pointers... Hit first 3-pointer of season at Michigan State (12/1)... Dished out five assists to go with two steals and four points vs. Longwood (11/27)... Had seven points and was 3-3 from FT line at Alaska Anchorage (11/23)... Scored six points and grabbed six rebounds to go with five assists and pair of steals vs. Prairie View A&M (11/17).

As a Freshman (2010-11): Appeared in 24 games of 2010-11 season... Led all freshman with 18.8 minutes per game despite missing nine games with hand injury... Scored career-best 14 points against George Washington (12/28)... Grabbed career-high eight rebounds vs. FAU (11/26)... Led team once on season in rebounds, assists and steals.

High School: Was named Florida's Miss Basketball after leading South Broward to 23-2 record and appearance in Class 6A Final Four... Led team with 22.7 points, 7.0 rebounds and 5.1 assists per game that season... Was named Sun-Sentinel Player of the Year.

| 2010-11 | | | | 2011-12 | | | | 2012-13 | | | |
|-----------------------|----|---|---|---------------------|----|---|---|-------------------|----|---|---|
| Opposition | P | R | A | Opposition | P | R | A | Opposition | P | R | A |
| KENNESAW STATE | 5 | 4 | 3 | TEXAS-PAN AMERICAN | 2 | 2 | 1 | UNF | 5 | 5 | 2 |
| at Nebraska | 4 | 1 | 2 | at Tennessee | 2 | 1 | 0 | Richmond | 3 | 0 | 2 |
| MIAMI (OH) | 8 | 0 | 0 | PRAIRIE VIEW A&M | 6 | 6 | 5 | Tennessee | 2 | 2 | 0 |
| UAB | 2 | 0 | 0 | at Alaska-Anchorage | 7 | 1 | 0 | FAU | 2 | 1 | 1 |
| FLORIDA ATLANTIC | 6 | 8 | 2 | vs. USF | 6 | 2 | 2 | Radford | 13 | 5 | 3 |
| UNC GREENSBORO | 3 | 3 | 1 | LONGWOOD | 4 | 3 | 5 | at Penn State | 8 | 2 | 1 |
| SOUTHERN | 2 | 3 | 3 | at Michigan State | 3 | 3 | 3 | Alcorn State | 3 | 5 | 2 |
| CAL STATE BAKERSFIELD | 3 | 3 | 0 | RUTGERS | 0 | 0 | 0 | Davidson | 10 | 6 | 4 |
| GEORGETOWN | 8 | 1 | 1 | OLE MISS | 0 | 1 | 1 | Rutgers | 7 | 3 | 3 |
| ALCORN STATE | 2 | 3 | 3 | LA-MONROE | 16 | 4 | 1 | NC State | 2 | 3 | 2 |
| UC RIVERSIDE | 10 | 3 | 0 | at Georgetown | 0 | 1 | 0 | Central Conn. St. | 7 | 5 | 3 |
| at Ole Miss | 0 | 0 | 1 | HOLY CROSS | 2 | 5 | 2 | Wisconsin | 10 | 6 | 1 |
| GEORGE WASHINGTON | 14 | 2 | 1 | VCU | 4 | 2 | 1 | Clemson | 7 | 2 | 1 |
| MORGAN STATE | 4 | 4 | 1 | at North Carolina | 0 | 0 | 0 | Virginia | 8 | 4 | 3 |
| LIPSCOMB | 7 | 0 | 2 | NC STATE | 6 | 3 | 1 | Maryland | 3 | 0 | 0 |
| at Virginia | 0 | 0 | 0 | at Georgia Tech | 2 | 3 | 3 | Florida State | 6 | 3 | 3 |
| at Virginia Tech | 8 | 1 | 1 | MARYLAND | 0 | 0 | 0 | Georgia Tech | 7 | 6 | 2 |
| CLEMSON | 6 | 3 | 2 | at Florida State | 0 | 2 | 2 | Virginia | 6 | 1 | 3 |
| BOSTON COLLEGE | 2 | 1 | 1 | at Virginia | 2 | 0 | 1 | Wake Forest | 9 | 3 | 0 |
| at Florida State | 6 | 0 | 1 | VIRGINIA TECH | 4 | 1 | 1 | North Carolina | 7 | 2 | 1 |
| NC STATE | 0 | 1 | 1 | WAKE FOREST | 4 | 1 | 0 | Duke | 15 | 2 | 2 |
| GEORGIA TECH | 3 | 1 | 2 | at Boston College | 6 | 4 | 2 | Virginia Tech | 2 | 5 | 2 |
| at Duke | 0 | 1 | 1 | CLEMSON | 0 | 4 | 1 | Clemson | 2 | 4 | 2 |
| MARYLAND | 0 | 0 | 0 | NORTH CAROLINA | 4 | 2 | 0 | Florida State | 9 | 4 | 0 |
| at North Carolina | - | - | - | at Maryland | 0 | 0 | 0 | Boston College | 11 | 4 | 1 |
| at Boston College | - | - | - | at NC State | 3 | 1 | 0 | NC State | 0 | 0 | 1 |
| WAKE FOREST | - | - | - | FLORIDA STATE | 0 | 0 | 0 | Georgia Tech | 0 | 1 | 3 |
| FLORIDA STATE | - | - | - | at Duke | 9 | 7 | 0 | Duke | 15 | 1 | 1 |
| at Georgia Tech | - | - | - | BOSTON COLLEGE | 6 | 2 | 2 | Virginia Tech | 3 | 7 | 2 |
| vs. NC State | - | - | - | vs. Wake Forest | 0 | 1 | 0 | Virginia Tech | 4 | 3 | 0 |
| vs. North Carolina | - | - | - | vs. Idaho State | 3 | 2 | 0 | Florida State | 2 | 2 | 2 |
| vs. Gardner-Webb | - | - | - | at Gonzaga | 3 | 1 | 1 | | | | |
| vs. Oklahoma | - | - | - | | | | | | | | |

| 2013-14 | | | |
|------------------|----|---|---|
| Opposition | P | R | A |
| UNF | 16 | 4 | 2 |
| Richmond | 5 | 5 | 2 |
| Middle Tennessee | 2 | 2 | 1 |
| Oakland | 12 | 2 | 4 |
| Yale | 2 | 1 | 1 |
| St. Francis | 13 | 6 | 5 |
| Mizzou/Hartford | 7 | 2 | 1 |
| Minnesota | 9 | 0 | 1 |
| Coppin State | 12 | 1 | 1 |
| Arizona State | 3 | 5 | 2 |
| Morgan State | 15 | 3 | 1 |
| New Mexico | 3 | 3 | 2 |
| Penn | 0 | 6 | 2 |
| Wake Forest | - | - | - |
| Florida State | - | - | - |
| Virginia Tech | - | - | - |
| Boston College | - | - | - |
| NC State | - | - | - |
| Notre Dame | - | - | - |
| Clemson | - | - | - |
| Duke | - | - | - |
| North Carolina | - | - | - |
| Georgia Tech | - | - | - |
| Maryland | - | - | - |
| Florida State | - | - | - |
| Syracuse | - | - | - |
| Wake Forest | - | - | - |
| Virginia | - | - | - |
| Pittsburgh | - | - | - |

*Recorded more than once with most recent listed

| Opponent | Date | GS | TOTAL | | | 3-PTS | | | FREE THROWS | | | REBOUNDS | | | | PF | FO | A | TO | Blk | Stl | Pts | Avg | |
|------------------|----------|----|-----------|------------|-----------|-------------|-----------|-----------|-------------|----------|-----------|-------------|-----------|-----------|-----------|------------|-----------|----------|-----------|-----------|----------|-----------|-----------|------------|
| | | | Min | FG | FGA | Pct | 3FG | FGA | Pct | FT | FTA | Pct | Off | Def | Tot | | | | | | | | | Avg |
| NORTH FLORIDA | 11/08/13 | * | 29 | 5 | 8 | .625 | 5 | 6 | .833 | 1 | 2 | .500 | 0 | 4 | 4 | 4.0 | 2 | 0 | 2 | 2 | 0 | 3 | 16 | 16.0 |
| RICHMOND | 11/10/13 | * | 33 | 1 | 15 | .067 | 1 | 9 | .111 | 2 | 2 | 1.000 | 3 | 2 | 5 | 4.5 | 3 | 0 | 2 | 2 | 0 | 1 | 5 | 10.5 |
| MIDDLE TENN | 11/15/13 | * | 33 | 1 | 6 | .167 | 0 | 4 | .000 | 0 | 0 | .000 | 1 | 1 | 2 | 3.7 | 4 | 0 | 1 | 3 | 0 | 0 | 2 | 7.7 |
| at Oakland | 11/19/13 | * | 26 | 4 | 8 | .500 | 4 | 7 | .571 | 0 | 0 | .000 | 0 | 2 | 2 | 3.3 | 2 | 0 | 4 | 1 | 0 | 0 | 12 | 8.8 |
| YALE | 11-25-13 | * | 16 | 1 | 2 | .500 | 0 | 0 | .000 | 0 | 1 | .000 | 0 | 1 | 1 | 2.8 | 4 | 0 | 1 | 2 | 0 | 0 | 2 | 7.4 |
| ST. FRANCIS | 11/29/13 | * | 34 | 3 | 6 | .500 | 3 | 6 | .500 | 4 | 4 | 1.000 | 1 | 5 | 6 | 3.3 | 0 | 0 | 5 | 0 | 0 | 0 | 13 | 8.3 |
| MISSOURI | 11/30/13 | * | 34 | 2 | 6 | .333 | 1 | 4 | .250 | 2 | 2 | 1.000 | 1 | 1 | 2 | 3.1 | 1 | 0 | 1 | 1 | 0 | 0 | 7 | 8.1 |
| at Minnesota | 12/05/13 | * | 32 | 3 | 8 | .375 | 3 | 7 | .429 | 0 | 0 | .000 | 0 | 0 | 0 | 2.8 | 5 | 1 | 1 | 0 | 0 | 1 | 9 | 8.3 |
| COPPIN ST. | 12/15/13 | * | 25 | 4 | 14 | .286 | 4 | 13 | .308 | 0 | 0 | .000 | 0 | 1 | 1 | 2.6 | 0 | 0 | 1 | 1 | 0 | 2 | 12 | 8.7 |
| at Arizona State | 12/21/13 | * | 34 | 1 | 4 | .250 | 1 | 4 | .250 | 0 | 0 | .000 | 3 | 2 | 5 | 2.8 | 4 | 0 | 2 | 2 | 0 | 1 | 3 | 8.1 |
| MORGAN STATE | 12-28-13 | * | 29 | 5 | 20 | .250 | 5 | 19 | .263 | 0 | 0 | .000 | 0 | 3 | 3 | 2.8 | 1 | 0 | 1 | 0 | 0 | 3 | 15 | 8.7 |
| NEW MEXICO | 12-29-13 | * | 35 | 1 | 9 | .111 | 1 | 6 | .167 | 0 | 0 | .000 | 0 | 3 | 3 | 2.8 | 1 | 0 | 2 | 0 | 0 | 1 | 3 | 8.3 |
| PENN | 1-1-14 | * | 34 | 0 | 5 | .000 | 0 | 3 | .000 | 0 | 0 | .000 | 2 | 4 | 6 | 3.1 | 1 | 0 | 2 | 1 | 0 | 0 | 0 | 7.6 |
| Totals | | | 13 | 394 | 31 | .279 | 28 | 88 | .318 | 9 | 11 | .818 | 11 | 29 | 40 | 3.1 | 28 | 1 | 25 | 15 | 0 | 12 | 99 | 7.6 |



NECOLE STERLING

Junior | Forward | 5-10

#15

Los Angeles, Calif. | Gulf Coast Community College | Stonewall Jackson HS

Junior College: Sterling comes to Miami by way of Gulf Coast Community College where she played for Coach Vernette Skeete ... Was named all-conference and to the All-National Tournament Team.

High School: Graduated from Stonewall Jackson HS in 2011 ... Played for Coach Nsonji White ... Earned four varsity letters ... Played for AAU team Horizon Sandstorms.

Personal: Born on Aug. 21, 1993 in Los Angeles, Calif. ... Majoring in liberal arts ... Hobbies include watching movies and watching basketball ... Daughter of Zenelta Looper-Scott ... Has one brother, Nicholie Scott.

| Opposition | 2013-14 | | |
|------------------|---------|---|---|
| | P | R | A |
| UNF | 3 | 7 | 1 |
| Richmond | 14 | 4 | 2 |
| Middle Tennessee | 9 | 2 | 2 |
| Oakland | 6 | 9 | 4 |
| Yale | 5 | 2 | 1 |
| St. Francis | 0 | 1 | 1 |
| Mizzou | - | - | - |
| Minnesota | 2 | 2 | 3 |
| Coppin State | 2 | 2 | 0 |
| Arizona State | 7 | 3 | 0 |
| Morgan State | 3 | 5 | 1 |
| New Mexico | 0 | 1 | 0 |
| Penn | 10 | 3 | 0 |
| Wake Forest | - | - | - |
| Florida State | - | - | - |
| Virginia Tech | - | - | - |
| Boston College | - | - | - |
| NC State | - | - | - |
| Notre Dame | - | - | - |
| Clemson | - | - | - |
| Duke | - | - | - |
| North Carolina | - | - | - |
| Georgia Tech | - | - | - |
| Maryland | - | - | - |
| Florida State | - | - | - |
| Syracuse | - | - | - |
| Wake Forest | - | - | - |
| Virginia | - | - | - |
| Pittsburgh | - | - | - |

Sterling Season / Career Highs

- Points
- Season: 14, vs Richmond 11/10/13
- Rebounds
- Season: 9, at Oakland 11/19/13
- Assists
- Season: 4, at Oakland 11/19/13
- Steals
- Season: 2*, vs. Morgan State 12/28/13
- Blocked Shots
- Season:
- Field Goals
- Season: 6, vs Richmond 11/10/13
- Field Goal Attempts
- Season: 14, vs Richmond 11/10/13
- Free Throws
- Season: 3, vs Penn 1/1/14
- Free Throw Attempts
- Season: 3, vs Penn 1/1/14
- 3-Point Field Goals
- Season: 2, vs Richmond 11/10/13
- 3-Point Field Goal Attempts
- Season: 6, vs Richmond 11/10/13
- Minutes
- Season: 28*, vs. Richmond 11/10/13

*Recorded more than once with most recent listed

| Opponent | Date | GS | TOTAL | | | 3-PTS | | | FREE THROWS | | | REBOUNDS | | | | PF | FO | A | TO | Blk | Stl | Pts | Avg | | |
|------------------|----------|----|----------|------------|-----------|------------|-------------|----------|-------------|-------------|----------|----------|-------------|-----------|-----------|-----------|------------|-----------|----------|-----------|-----------|----------|----------|-----------|------------|
| | | | Min | FG | FGA | Pct | 3FG | FGA | Pct | FT | FTA | Pct | Off | Def | Tot | | | | | | | | | Avg | |
| NORTH FLORIDA | 11/08/13 | | 28 | 1 | 7 | .143 | 1 | 3 | .333 | 0 | 0 | .000 | 1 | 6 | 7 | 7.0 | 1 | 0 | 1 | 2 | 0 | 2 | 3 | 3.0 | |
| RICHMOND | 11/10/13 | | 28 | 6 | 14 | .429 | 2 | 6 | .333 | 0 | 1 | .000 | 1 | 3 | 4 | 5.5 | 2 | 0 | 2 | 1 | 0 | 0 | 14 | 8.5 | |
| MIDDLE TENN | 11/15/13 | * | 25 | 4 | 11 | .364 | 1 | 4 | .250 | 0 | 0 | .000 | 1 | 1 | 2 | 4.3 | 2 | 0 | 2 | 2 | 0 | 1 | 9 | 8.7 | |
| at Oakland | 11/19/13 | * | 19 | 2 | 7 | .286 | 1 | 3 | .333 | 1 | 2 | .500 | 3 | 6 | 9 | 5.5 | 1 | 0 | 4 | 3 | 0 | 0 | 6 | 8.0 | |
| YALE | 11-25-13 | | 15 | 2 | 3 | .667 | 1 | 1 | 1.000 | 0 | 0 | .000 | 0 | 2 | 2 | 4.8 | 4 | 0 | 1 | 3 | 0 | 0 | 5 | 7.4 | |
| ST. FRANCIS | 11/29/13 | | 11 | 0 | 1 | .000 | 0 | 0 | .000 | 0 | 0 | .000 | 0 | 1 | 1 | 4.2 | 3 | 0 | 1 | 2 | 0 | 0 | 0 | 6.2 | |
| at Minnesota | 12/05/13 | | 14 | 1 | 7 | .143 | 0 | 3 | .000 | 0 | 0 | .000 | 1 | 1 | 2 | 3.9 | 2 | 0 | 3 | 3 | 0 | 0 | 2 | 5.6 | |
| at COPPIN ST. | 12/15/13 | | 8 | 1 | 3 | .333 | 0 | 1 | .000 | 0 | 0 | .000 | 1 | 1 | 2 | 3.6 | 1 | 0 | 0 | 1 | 0 | 1 | 2 | 5.1 | |
| at Arizona State | 12/21/13 | | 13 | 3 | 9 | .333 | 1 | 1 | 1.000 | 0 | 0 | .000 | 1 | 2 | 3 | 3.6 | 3 | 0 | 0 | 3 | 0 | 0 | 7 | 5.3 | |
| MORGAN STATE | 12-28-13 | | 23 | 1 | 6 | .167 | 0 | 2 | .000 | 1 | 2 | .500 | 3 | 2 | 5 | 3.7 | 2 | 0 | 1 | 2 | 0 | 2 | 3 | 5.1 | |
| NEW MEXICO | 12-29-13 | | 6 | 0 | 0 | .000 | 0 | 0 | .000 | 0 | 1 | .000 | 0 | 1 | 1 | 3.5 | 0 | 0 | 0 | 2 | 0 | 1 | 0 | 4.6 | |
| PENN | 1-1-14 | | 15 | 3 | 8 | .375 | 1 | 2 | .500 | 3 | 3 | 1.000 | 1 | 2 | 3 | 3.4 | 0 | 0 | 0 | 1 | 0 | 0 | 10 | 5.1 | |
| Totals | | | 2 | 205 | 24 | .76 | .316 | 8 | 26 | .308 | 5 | 9 | .556 | 13 | 28 | 41 | 3.4 | 21 | 0 | 15 | 25 | 0 | 7 | 61 | 5.1 |



JESSICA THOMAS

Freshman | Guard | 5-6

#3

Gainesville, Fla. | Buchholz HS

High School: Graduated from Buchholz HS in 2013 ... Played for head coach Rebecca Williams ... Named 2013 Florida Miss Basketball ... Was named all-state, first team all-area, 7A MVP, and Father Lopez Christmas Tournament MVP ... Was named team captain and Queen of the Court ... Averaged 32 points, six assists and three steals in senior season ... Team won class 7A State Championship ... Was also member of women's golf team ... Member of National Honors Society and was named Scholar Athlete of the Year.

Personal: Full name is Jessica Lauren Thomas ... Goes by JT ... Born on Oct. 27, 1994, in Gainesville, Fla... Majoring in communications ... Daughter of Tara and Larone Thomas.

| Opposition | 2013-14 | | |
|------------------|---------|---|---|
| | P | R | A |
| UNF | 13 | 2 | 2 |
| Richmond | 10 | 4 | 1 |
| Middle Tennessee | 11 | 4 | 2 |
| Oakland | 15 | 5 | 6 |
| Yale | 10 | 2 | 3 |
| St. Francis | 9 | 4 | 2 |
| Mizzou | 3 | 1 | 0 |
| Minnesota | 0 | 1 | 0 |
| Coppin State | 4 | 2 | 0 |
| Arizona State | 10 | 2 | 1 |
| Morgan State | 2 | 4 | 3 |
| New Mexico | 2 | 1 | 2 |
| Penn | 3 | 1 | 2 |
| Wake Forest | - | - | - |
| Florida State | - | - | - |
| Virginia Tech | - | - | - |
| Boston College | - | - | - |
| NC State | - | - | - |
| Notre Dame | - | - | - |
| Clemson | - | - | - |
| Duke | - | - | - |
| North Carolina | - | - | - |
| Georgia Tech | - | - | - |
| Maryland | - | - | - |
| Florida State | - | - | - |
| Syracuse | - | - | - |
| Wake Forest | - | - | - |
| Virginia | - | - | - |
| Pittsburgh | - | - | - |

Thomas Season / Career Highs

- Points
Season: 15, at Oakland 11/19/13
- Rebounds
Season: 5, at Oakland 11/19/13
- Assists
Season: 6, at Oakland 11/19/13
- Steals
Season: 3*, vs. Yale 11/25/13
- Blocked Shots
Season:
- Field Goals
Season: 5, vs UNF 11/8/13
- Field Goal Attempts
Season: 9, vs UNF 11/8/13
- Free Throws
Season: 3, at Oakland 11/19/13
- Free Throw Attempts
Season: 7, at Oakland 11/19/13
- 3-Point Field Goals
Season: 4, at Oakland 11/19/13
- 3-Point Field Goal Attempts
Season: 7, vs UNF 11/8/13
- Minutes
Season: 29, vs UNF 11/8/13

*Recorded more than once with most recent listed

| Opponent | Date | GS | TOTAL | | | 3-PTS | | | FREE THROWS | | | REBOUNDS | | | PF | FO | A | TO | Blk | Stl | Pts | Avg | | |
|------------------|------------|----|----------|------------|-----------|-------------|-----------|-----------|-------------|-----------|-----------|-------------|----------|-----------|-----------|------------|-----------|----------|-----------|-----------|----------|-----------|-----------|------------|
| | | | Min | FG | FGA | Pct | 3FG | FGA | Pct | FT | FTA | Pct | Off | Def | | | | | | | | | Tot | Avg |
| NORTH FLORIDA | 11/08/13 | | 29 | 5 | 9 | .556 | 3 | 7 | .429 | 0 | 4 | .000 | 1 | 1 | 2 | 2.0 | 3 | 0 | 2 | 5 | 0 | 3 | 13.0 | |
| RICHMOND | 11/10/13 | | 22 | 3 | 7 | .429 | 2 | 4 | .500 | 2 | 2 | 1.000 | 1 | 3 | 4 | 3.0 | 1 | 0 | 1 | 6 | 0 | 1 | 10 | 11.5 |
| MIDDLE TENN | 11/15/13 | | 28 | 3 | 10 | .300 | 1 | 5 | .200 | 4 | 4 | 1.000 | 0 | 4 | 4 | 3.3 | 2 | 0 | 2 | 0 | 0 | 0 | 11 | 11.3 |
| at Oakland | 11/19/13 | | 25 | 4 | 6 | .667 | 4 | 6 | .667 | 3 | 7 | .429 | 1 | 4 | 5 | 3.8 | 2 | 0 | 6 | 3 | 0 | 2 | 15 | 12.3 |
| YALE | 11-25-13 | | 23 | 4 | 6 | .667 | 0 | 1 | .000 | 2 | 2 | 1.000 | 0 | 2 | 2 | 3.4 | 3 | 0 | 3 | 2 | 0 | 3 | 10 | 11.8 |
| ST. FRANCIS | 11/29/13 | | 17 | 2 | 3 | .667 | 2 | 3 | .667 | 1 | 2 | .500 | 0 | 2 | 2 | 3.2 | 2 | 0 | 2 | 0 | 0 | 0 | 7 | 11.0 |
| MISSOURI | 11/30/13 | | 18 | 1 | 5 | .200 | 1 | 4 | .250 | 0 | 0 | .000 | 0 | 1 | 1 | 2.9 | 0 | 0 | 0 | 0 | 0 | 0 | 3 | 9.9 |
| at Minnesota | 12/05/13 | | 10 | 0 | 3 | .000 | 0 | 2 | .000 | 0 | 0 | .000 | 0 | 1 | 1 | 2.6 | 1 | 0 | 0 | 1 | 0 | 1 | 0 | 8.6 |
| COPPIN ST. | 12/15/13 | | 22 | 2 | 3 | .667 | 0 | 1 | .000 | 0 | 1 | .000 | 1 | 1 | 2 | 2.6 | 1 | 0 | 0 | 4 | 0 | 2 | 4 | 8.1 |
| at Arizona State | 12/21/13 | | 23 | 3 | 5 | .600 | 1 | 2 | .500 | 3 | 3 | 1.000 | 1 | 1 | 2 | 2.5 | 2 | 0 | 1 | 1 | 0 | 0 | 10 | 8.3 |
| MORGAN STATE | 12-28-13 * | | 28 | 1 | 8 | .125 | 0 | 5 | .000 | 0 | 0 | .000 | 1 | 3 | 4 | 2.6 | 2 | 0 | 3 | 6 | 0 | 4 | 2 | 7.7 |
| NEW MEXICO | 12-29-13 | | 14 | 1 | 6 | .167 | 0 | 2 | .000 | 0 | 0 | .000 | 0 | 1 | 1 | 2.5 | 0 | 0 | 1 | 2 | 0 | 1 | 2 | 7.3 |
| PENN | 1-1-14 | | 9 | 1 | 4 | .250 | 1 | 3 | .333 | 0 | 0 | .000 | 0 | 1 | 1 | 2.4 | 1 | 0 | 2 | 1 | 0 | 0 | 3 | 6.9 |
| Totals | | | 1 | 268 | 30 | .400 | 15 | 45 | .333 | 15 | 25 | .600 | 6 | 25 | 31 | 2.4 | 20 | 0 | 23 | 31 | 0 | 17 | 90 | 6.9 |



JASSANY WILLIAMS #21

R-Junior | Forward | 6-2

Davie, Fla. | Auburn | Nova

As a Sophomore at Auburn (2011-12): Played in all 30 games, starting nine... Scored 105 points, averaging 3.5 per game... Had season high of 12 points and neared double-double with eight rebounds against Troy... Started and logged nine points, five rebounds, and two blocks in season opener at Mercer... Tied season-high of eight rebounds at FIU... Pulled down 111 rebounds averaging 3.7... Blocked career-high seven shots at Duke, tying for 13th all-time at Auburn in single-game blocks... 57 blocks rank in tie for third all-time among Auburn sophomores in single-season blocks... Finished season ranked fourth in SEC, 47th in country, in blocks with 1.9 per game... Had five games with four or more blocks during 2011-12 season... Transferred from Auburn to Miami (Fla.) following season.

As a Freshman at Auburn (2010-11): Played in all 32 games, starting nine... All nine starts came in the final nine games of the season... Scored 118 points, averaging 3.7 per game; also pulled down 120 rebounds for 3.8 per game... Blocked 23 shots on season, ranking 10th all-time at Auburn in single-season blocks by freshman... Made collegiate debut in season-opener against Mercer, scoring nine points with six rebounds, two blocks and two steals... Earned first collegiate start at LSU, scoring six points with two rebounds and two blocks in 19 minutes... Came off bench to score season-high 13 points against South Alabama... Pulled down season-high 12 rebounds against Alabama... Dished out season-high two assists at Tennessee Tech in WNIT... Blocked two shots in eight different games and tallied three steals each against Florida State, Ole Miss and South Carolina... Named to SEC First-Year Academic Honor Roll and Auburn Academic Top Tiger.

High School: Ranked as No. 59 overall prospect in the country by ESPN.com's HoopGurlz and is seventh-best post prospect in nation... Also received top-100 ranking from All-Star Girls Report, coming in at 83rd... Recognized as ESPN Rise Magazine Player to Watch, led team to state runner-up finish as junior... The state championship appearance was first for any team, boys or girls, at high school... Named to All-Sun-Sentinel and Miami Herald first teams... Also been recognized as part of FAB 5 of Broward County... Averaged 18.9 points, 10.0 rebounds and 3.0 blocks per game as senior... Was runner-up for Florida Class 5A Player of the Year... All-State first team selection... Three-time All-Big 8 Tournament Team selection... Played for South Florida Lady Jaguars club team... Led team to a runner-up finish at the 2005 USSA Girls National Invitational Tournament and was MVP the next year at USSA Treasure Coast State Qualifier... Named MVP of South Florida Lady Jaguar Tournament and Big Orange Classic in 2009.

J. Williams Season/Career Highs at UM/
Auburn
Points
Season: 12, vs Yale 11/25/13
Career: 13, vs. South Alabama 12/2/10
Rebounds
Season: 16, vs. MTSU 11/15/13
Career: 16, vs. MTSU 11/15/13
Assists
Season: 3, at Minnesota 12/5/13
Career: 3, at Minnesota 12/5/13
Steals
Season: 3, at Arizona State 12/21/13
Career: 3*, at Florida 2/9/12

Blocked Shots
Season: 6, vs New Mexico 12/29/13
Career: 7, at Duke 11/18/11
Field Goals
Season: 4*, vs Morgan State 12/28/13
Career: 5*, vs. Troy 11/30/11

Field Goal Attempts
Season: 7*, vs Morgan State 12/28/13
Career: 13, vs. Mercer 11/12/10

Free Throws
Season: 4, vs Yale 11/25/13
Career: 4, vs Yale 11/25/13

Free Throw Attempts
Season: 6, vs Yale 11/25/13
Career: 9, vs. Florida State 2/26/12

3-Point Field Goals
Season: N/A
Career: N/A

3-Point Field Goal Attempts
Season: N/A
Career: N/A

*Recorded more than once with most recent listed

| Opposition | 2013-14 | | |
|------------------|---------|----|---|
| | P | R | A |
| UNF | 8 | 7 | 0 |
| Richmond | 4 | 7 | 0 |
| Middle Tennessee | 9 | 16 | 1 |
| Oakland | 9 | 9 | 0 |
| Yale | 12 | 4 | 2 |
| St. Francis | 0 | 1 | 0 |
| Mizzou | 4 | 3 | 0 |
| Minnesota | 11 | 3 | 3 |
| Coppin State | 2 | 4 | 2 |
| Arizona State | 7 | 7 | 2 |
| Morgan State | 10 | 13 | 1 |
| New Mexico | 8 | 9 | 2 |
| Penn | 8 | 8 | 2 |
| Wake Forest | - | - | - |
| Florida State | - | - | - |
| Virginia Tech | - | - | - |
| Boston College | - | - | - |
| NC State | - | - | - |
| Notre Dame | - | - | - |
| Clemson | - | - | - |
| Duke | - | - | - |
| North Carolina | - | - | - |
| Georgia Tech | - | - | - |
| Maryland | - | - | - |
| Florida State | - | - | - |
| Syracuse | - | - | - |
| Wake Forest | - | - | - |
| Virginia | - | - | - |
| Pittsburgh | - | - | - |

| Opponent | Date | GS | TOTAL | | | Pct | 3-PTS | | | FREE THROWS | | | REBOUNDS | | | | PF | FO | A | TO | Blk | Stl | Pts | Avg |
|------------------|----------|----|----------|------------|-----------|-------------|----------|----------|-------------|-------------|-----------|-------------|-----------|-----------|-----------|------------|-----------|----------|-----------|-----------|-----------|----------|-----------|------------|
| | | | Min | FG | FGA | | 3FG | FGA | Pct | FT | FTA | Pct | Off | Def | Tot | Avg | | | | | | | | |
| NORTH FLORIDA | 11/08/13 | | 31 | 3 | 6 | .500 | 0 | 0 | .000 | 2 | 2 | 1.000 | 1 | 6 | 7 | 7.0 | 0 | 0 | 0 | 1 | 3 | 0 | 8 | 8.0 |
| RICHMOND | 11/10/13 | | 17 | 2 | 4 | .500 | 0 | 0 | .000 | 0 | 0 | .000 | 0 | 7 | 7 | 7.0 | 1 | 0 | 0 | 0 | 2 | 0 | 4 | 6.0 |
| MIDDLE TENN | 11/15/13 | | 27 | 3 | 7 | .429 | 0 | 0 | .000 | 3 | 3 | 1.000 | 4 | 12 | 16 | 10.0 | 2 | 0 | 1 | 3 | 2 | 0 | 9 | 7.0 |
| at Oakland | 11/19/13 | | 19 | 4 | 7 | .571 | 0 | 0 | .000 | 1 | 3 | .333 | 3 | 6 | 9 | 9.8 | 4 | 0 | 0 | 1 | 4 | 0 | 9 | 7.5 |
| YALE | 11-25-13 | * | 24 | 4 | 6 | .667 | 0 | 0 | .000 | 4 | 6 | .667 | 2 | 2 | 4 | 8.6 | 3 | 0 | 2 | 0 | 4 | 0 | 12 | 8.4 |
| ST. FRANCIS | 11/29/13 | * | 2 | 0 | 0 | .000 | 0 | 0 | .000 | 0 | 1 | .73 | 1 | 0 | 0 | 0 | 0 | 0 | 0 | 0 | 0 | 0 | 0 | 7.0 |
| MISSOURI | 11/30/13 | | 17 | 1 | 6 | .167 | 0 | 0 | .000 | 2 | 3 | .667 | 0 | 3 | 3 | 6.7 | 1 | 0 | 0 | 2 | 1 | 1 | 4 | 6.6 |
| at Minnesota | 12/05/13 | | 28 | 4 | 7 | .571 | 0 | 0 | .000 | 3 | 5 | .600 | 2 | 1 | 3 | 6.3 | 2 | 0 | 3 | 0 | 1 | 1 | 11 | 7.1 |
| COPPIN ST. | 12/15/13 | * | 22 | 1 | 4 | .250 | 0 | 0 | .000 | 0 | 0 | .000 | 0 | 4 | 4 | 6.0 | 4 | 0 | 2 | 2 | 3 | 1 | 2 | 6.6 |
| at Arizona State | 12/21/13 | * | 24 | 2 | 6 | .333 | 0 | 0 | .000 | 3 | 3 | 1.000 | 2 | 5 | 7 | 6.1 | 4 | 0 | 2 | 3 | 2 | 3 | 7 | 6.6 |
| MORGAN STATE | 12-28-13 | * | 27 | 4 | 7 | .571 | 0 | 0 | .000 | 2 | 3 | .667 | 6 | 7 | 13 | 6.7 | 2 | 0 | 1 | 0 | 3 | 0 | 10 | 6.9 |
| NEW MEXICO | 12-29-13 | * | 30 | 3 | 6 | .500 | 0 | 0 | .000 | 2 | 4 | .500 | 4 | 5 | 9 | 6.9 | 1 | 0 | 2 | 0 | 6 | 0 | 8 | 7.0 |
| PENN | 1-1-14 | * | 30 | 4 | 10 | .400 | 0 | 0 | .000 | 0 | 2 | .000 | 7 | 1 | 8 | 7.0 | 2 | 0 | 2 | 1 | 1 | 2 | 8 | 7.1 |
| Totals | | | 7 | 298 | 35 | .461 | 0 | 0 | .000 | 22 | 34 | .647 | 31 | 60 | 91 | 7.0 | 27 | 0 | 15 | 13 | 32 | 8 | 92 | 7.1 |



MICHELLE WOODS #10

Junior | Guard | 5-8

Naples, Fla. | Community

As a Sophomore (2012-13): Grabbed a career-best eight rebounds vs. Virginia Tech in the first round of the ACC Tournament (3/7)... Scored nine points vs. Florida State (2/10)... Poured in 15 points, grabbed five rebounds and dished out six assists vs. Virginia Tech (2/3)... Scored 15 points to go with five rebounds and four assists vs. NC State (12/20)... Dished out a career-best six assists to go with nine points vs. Alcorn State (12/3)... Scored 11 points and grabbed five rebounds in Miami's win over No. 6 Penn State (11/29)... For second straight game, scored a new career best, pouring in 20 at Richmond (11/12)... Scored career-best 19 points while hitting 5-of-7 3-pointers, also added four rebounds vs. UNF (11/9).

As a Freshman (2011-12): Grabbed season-best five rebounds vs. North Carolina (2/8)... Scored eight points to go with three assists vs. Clemson (2/5)... Dished out team-high four assists at Boston College (1/29)... Scored nine rebounds and grabbed three rebounds vs. Wake Forest (1/26)... Grabbed season-best four rebounds vs. Holy Cross (12/28)... In only 11 minutes at Georgetown (12/21), hit three 3-pointers in seven attempts, for all nine points... Scored freshman season-high 13 points vs. ULM (12/16) to go along with five assists and three steals... Scored seven points with pair of assists vs. USF (11/24).. Had hand in on six steals to go with five points and three assists against Prairie View A&M (11/17)... In collegiate debut against Texas-Pan American (11/11), scored seven points and hit one of three UM 3-pointers, to go along with three steals.

High School: Ranked as high as No. 44 overall prospect by ESPN HoopGurlz.com and No. 10 best shooting guard by AllStarGirlsReport.com... Finished high school with 2,365 career points... Averaged 18 points, 5.5 rebounds, and 4.0 assists per game at Naples Community School... Named 2A state player of the year during sophomore and senior years... Led team to two state championships and five district championships.

| 2011-12 | | | |
|--------------------|----|---|---|
| Opposition | P | R | A |
| TEXAS-PAN AMERICAN | 7 | 1 | 0 |
| at Tennessee | 0 | 1 | 0 |
| PRAIRIE VIEW A&M | 5 | 1 | 3 |
| at AK-Anchorage | 4 | 0 | 1 |
| vs. USF | 7 | 2 | 2 |
| LONGWOOD | 2 | 3 | 1 |
| at Michigan State | 5 | 2 | 0 |
| RUTGERS | 0 | 2 | 0 |
| OLE MISS | 3 | 2 | 0 |
| LA-MONROE | 13 | 3 | 5 |
| at Georgetown | 9 | 1 | 0 |
| HOLY CROSS | 2 | 4 | 0 |
| VCU | 0 | 0 | 3 |
| at North Carolina | 0 | 0 | 1 |
| NC STATE | 0 | 0 | 0 |
| at Georgia Tech | 2 | 0 | 1 |
| MARYLAND | - | - | - |
| at Florida State | 0 | 0 | 0 |
| at Virginia | 0 | 0 | 1 |
| VIRGINIA TECH | 1 | 2 | 1 |
| WAKE FOREST | 9 | 3 | 0 |
| at Boston College | 0 | 0 | 4 |
| CLEMSON | 8 | 4 | 3 |
| NORTH CAROLINA | 1 | 5 | 2 |
| at Maryland | 1 | 2 | 0 |
| at NC State | 3 | 1 | 1 |
| FLORIDA STATE | 0 | 0 | 0 |
| at Duke | 2 | 0 | 1 |
| BOSTON COLLEGE | 2 | 2 | 0 |
| vs. Wake Forest | 2 | 1 | 0 |
| vs. Idaho State | 7 | 1 | 0 |
| at Gonzaga | 2 | 1 | 0 |

| 2012-13 | | | |
|-------------------|----|---|---|
| Opposition | P | R | A |
| UNF | 19 | 4 | 0 |
| Richmond | 20 | 2 | 1 |
| Tennessee | 17 | 4 | 2 |
| FAU | 4 | 4 | 4 |
| Radford | 4 | 1 | 2 |
| Penn State | 11 | 5 | 1 |
| Alcorn State | 9 | 3 | 6 |
| Davidson | 5 | 4 | 1 |
| Rutgers | 1 | 1 | 0 |
| NC State | 15 | 5 | 4 |
| Central Conn. St. | 0 | 2 | 4 |
| Wisconsin | 6 | 3 | 4 |
| Clemson | 8 | 2 | 4 |
| Virginia | 2 | 3 | 2 |
| Maryland | 1 | 2 | 2 |
| Florida State | 0 | 0 | 1 |
| Georgia Tech | - | - | - |
| Virginia Tech | 0 | 0 | 0 |
| Wake Forest | 7 | 1 | 1 |
| North Carolina | 4 | 1 | 0 |
| Duke | 6 | 3 | 4 |
| Virginia Tech | 15 | 5 | 6 |
| Clemson | 0 | 2 | 1 |
| Florida State | 9 | 2 | 2 |
| Boston College | 3 | 4 | 4 |
| NC State | 2 | 1 | 1 |
| Georgia Tech | 3 | 3 | 1 |
| Duke | 2 | 3 | 2 |
| Virginia Tech | 3 | 1 | 4 |
| Virginia Tech | 4 | 8 | 1 |
| Florida State | 2 | 2 | 0 |

Woods Season / Career Highs

Points
 Season: 20, at Richmond 11/12/12
 Career: 20, at Richmond 11/12/12

Rebounds
 Season: 8, vs. Virginia Tech 3/07/13
 Career: 8, vs. Virginia Tech 3/07/13

Assists
 Season: 6*, vs. Virginia Tech 2/03/13
 Career: 6*, vs. Virginia Tech 2/03/13

Steals
 Season: 4*, vs. Central Conn. St. 12/28/12
 Career: 6, vs. Prairie View A&M 11/17/11

Blocked Shots
 Season: 2, vs. Penn State 11/29/12
 Career: 2, vs. Penn State 11/29/12

Field Goals
 Season: 7, vs. UNF 11/9/12
 Career: 7, vs. UNF 11/9/12

Field Goal Attempts
 Season: 13, vs. Tennessee 11/12/12
 Career: 13, vs. Tennessee 11/12/12

Free Throws
 Season: 5, vs. Penn State 11/29/12
 Career: 5*, vs. Penn State 11/29/12

Free Throw Attempts
 Season: 7*, vs. Tennessee 11/18/12
 Career: 7*, vs. Tennessee 11/18/12

3-Point Field Goals
 Season: 5, vs. UNF 11/9/12
 Career: 5, vs. UNF 11/9/12

3-Point Field Goal Attempts
 Season: 8, vs. Virginia Tech 2/03/13
 Career: 8, vs. Virginia Tech 2/03/13

Minutes
 Season: 33, at Richmond 11/12/12
 Career: 33, at Richmond 11/12/12

*Recorded more than once with most recent listed

CAREER STATISTICS

| Season | GP | GS | Min. | Avg. | FG | Total FGA | Pct. | FG | 3-Point FGA | Pct. | FT | Free Throws FTA | Pct. | Rebounds REB | Avg. | Ast. | TO | Blk | Stl | Pts. | Scoring Avg. |
|--------------|-----------|-----------|-------------|-------------|-----------|------------|-------------|-----------|-------------|-------------|-----------|-----------------|-------------|--------------|------------|-----------|------------|----------|-----------|------------|--------------|
| 2011-12 | 31 | 0 | 350 | 11.3 | 29 | 92 | .315 | 15 | 58 | .259 | 24 | 33 | .727 | 44 | 1.4 | 30 | 31 | 0 | 31 | 97 | 3.1 |
| 2012-13 | 30 | 15 | 671 | 22.4 | 61 | 175 | .349 | 24 | 80 | .300 | 36 | 60 | .600 | 81 | 2.7 | 66 | 84 | 7 | 33 | 182 | 6.1 |
| TOTAL | 61 | 15 | 1021 | 16.7 | 90 | 267 | .337 | 39 | 138 | .283 | 60 | 93 | .645 | 125 | 2.0 | 96 | 115 | 7 | 64 | 279 | 4.7 |