



CONTACT: Amy (Woodruff) LaBrie, Associate Communications Director  
 O: (305) 284-3241 | C: (813) 410-1194  
 LaBrie@miami.edu | @CanesHoops

2015-16 SCHEDULE

DATE	OPPONENT	RADIO	TV	TIME
Nov. 13	UT Rio Grande Valley	\$ ESPN3	W, 86-59	
Nov. 16	Louisiana	^ RSN	W, 93-77	
<b>Puerto Rico Tip-Off</b>				
Nov. 19	vs. Mississippi State	^ ESPN2	W, 105-79	
Nov. 20	vs. No. 16 Utah	\$ ESPNU	W, 90-66	
Nov. 22	vs. No. 22/20 Butler	\$ ESPN2	W, 85-75	
Nov. 27	[15/19] Northeastern	^ ESPN3	L, 77-78	
Dec. 1	[21] at Nebraska	^ ESPNU	W, 77-72OT	
Dec. 5	[21] Charlotte	\$ ESPN3	W, 88-60	
Dec. 8	[17/20] RV Florida	^ ESPN2	W, 66-55	
Dec. 19	[15/19] Co. of Charleston	^ FS South	W, 85-63	
Dec. 22	[13/16] at La Salle	^ CBS SN	W, 95-49	
Dec. 29	[13/15] Princeton	^ ESPN3	W, 76-64	
Jan. 2	[13/15] Syracuse	\$ ACCN	W, 64-51	
Jan. 9	[12/11] Florida State	\$ ESPN2	W, 72-59	
Jan. 12	[8/9] at #13/11 Virginia	\$ ESPNU	L, 58-66	
Jan. 16	[8/9] at Clemson	\$ ACCN	L, 65-76	
Jan. 20	[15/14] at Boston College	\$ RSN	W, 67-53	
Jan. 23	[15/14] Wake Forest	\$ ACCN	W, 77-63	
Jan. 25	[15/13] No. 24/20 Duke	\$ ESPN	W, 80-69	
Jan. 30	[15/13] at RV NC State	\$ ACCN	L, 69-85	
Feb. 3	[17/15] Notre Dame	\$ ESPN2	7 p.m.	
Feb. 7	at Georgia Tech	\$ ESPNU	1 p.m.	
Feb. 9	Pittsburgh	^ ESPNU	7 p.m.	
Feb. 14	at Florida State	\$ ESPNU	6:30 p.m.	
Feb. 17	Virginia Tech	\$ RSN	9 p.m.	
Feb. 20	at No. 2/1 North Carolina	\$ CBS	1 p.m.	
Feb. 22	No. 9 Virginia	\$ ESPN	7 p.m.	
Feb. 27	No. 19/18 Louisville	^ ACCN	2 p.m.	
March 2	at Notre Dame	\$ ESPN2	7 p.m.	
March 5	at Virginia Tech	\$ ACCN	4 p.m.	
<b>ACC Tournament, Washington, D.C.</b>				
March 8-12		ESPN/E2/EU		

Game times listed in ET and subject to change.  
 Home games played in the BankUnited Center  
 [] Miami's AP / USA TODAY ranking  
 RSN - Regional Sports Network ACCN - ACC Network  
 \$ 560 WQAM Radio ^ WHIM 1080 Radio  
 All ACC games on ESPN will also be available on WatchESPN  
 All ACC games on ACCN or RSN will also be available on ESPN3

MIAMI HISTORY & RECORDS

The Canes' stats, notes and almanac are online at:  
<http://gocan.es/mbbnotes>.



17/15 MIAMI

HURRICANES  
 16-4 (5-3)

LEADERS

Points per Game

Sheldon McClellan, 16.4  
 Ja'Quan Newton, 11.9

Rebounds per Game

Tonye Jekiri, 9.8

Assists per Game

Angel Rodriguez, 4.1

RV NOTRE DAME

FIGHTING IRISH  
 15-6 (6-3)

LEADERS

Points per Game

Demetrius Jackson, 16.5  
 Zach Auguste, 14.0

Rebounds per Game

Zach Auguste, 10.1

Assists per Game

Demetrius Jackson, 5.2

SETTING THE SCENE

Feb. 3, 2016 | 7 p.m.  
 BankUnited Center | Coral Gables, Fla.

TV: ESPN2  
 Radio: 560 WQAM  
 Web: ESPN3

Coach Jim Larrañaga ranks in the top 60 on the list of winningest coaches all-time, and top 15 amongst active coaches vs. major schools. After leading Miami to the 2013 NCAA Sweet 16 and winning the school's first ACC regular season and tournament championships, Larrañaga was honored as the AP, Naismith, USBWA Henry Iba, Adolph Rupp Cup and ACC Coach of the Year.



THE GAME

No. 17/15 Miami returns to the BankUnited Center Wednesday, Feb. 3 for a 7 p.m. matchup against Notre Dame.

THE BROADCASTS

Catch the game on ESPN2 with Dan Shulman, Dick Vitale and Jeff Van Gundy on the call. Also check out the game on 560 WQAM radio with Joe Zagacki, the Voice of the Hurricanes.

THE COACH

Head coach Jim Larrañaga has a 577-387 overall record in his 32nd season as a head coach. He is 107-53 in his fifth season at the University of Miami, with a 46-32 mark in ACC play.

THE POLLS (as of Feb. 1)

AP: Miami -17, Notre Dame - RV  
 KenPom.com: Miami - 17, Notre Dame - 31

USA TODAY: Miami - 15, Notre Dame - RV  
 NCAA RPI: Miami -16, Notre Dame - 35

THE WEATHER

Game day temperatures: Coral Gables - 79/70; Notre Dame, Ind. - 37/24.

THE SERIES

Miami is 8-10 in the all-time series against Notre Dame, which dates back to the 1985-86 season. The Canes are 4-4 at home against the Fighting Irish, 3-5 on the road and 1-1 at neutral sites. UM is 1-2 against ND under Coach L and Larrañaga is 1-3 all-time against Notre Dame. Miami lost the last matchup with Notre Dame, falling to the then-No.11/9 Fighting Irish, 70-63, on Mar. 12, 2015 in the ACC Tournament at the Greensboro Coliseum in North Carolina.

ACC LEGEND

The Atlantic Coast Conference and University of Miami Director of Athletics Blake James are proud to announce Miami's John Salmons as a member of the 2016 ACC Men's Basketball Legends Class. Salmons was a two-time All-BIG EAST player, and was a 2002 NABC All-District 6 player for the Canes. He also won the 2002 BIG EAST Sportsmanship Award. From 1998 to 2002, Salmons played in four-straight postseason tournaments, including three NCAA Tournament appearances. Salmons is listed No. 19 on the all-time scoring list at Miami, and is third in career assists, third in steals and tied for fifth in games started.

CANES IN THE POLLS IN 2015-16

	AP	USA TODAY	NCAA RPI
Preseason	RV (48)	RV (11)	
11/16	RV (37)	RV (2)	
11/23	15	19	
11/30	21	21	
12/7	17	20	36
12/14	15	19	33
12/21	13	16	16
12/28	13	15	16
1/4	12	11	15
1/11	8	9	15
1/18	15	14	17
1/25	15	13	14
2/1	17	15	16

MIAMI IN THE AP POLL

Current streak	All-Time Top 15	Top 25
11 weeks	33	64

*\*school record is 12-straight weeks in 2001-02*

2015-16 ROSTER

NAME	YR.	POS.	HT.	WT.	HOMETOWN   PREVIOUS SCHOOL (S)
<b>0 Ja'Quan Newton</b>	So.	G	6-2	180	Philadelphia, Pa. / Neumann-Goretti HS
Knack for getting into the lane off the dribble ... Improved defensively over the summer ... Reserve point guard.					
<b>3 Anthony Lawrence, Jr.</b>	Fr.	G	6-7	210	St. Petersburg, Fla. / Lakewood Senior
Athletic and can attack the basket with authority ... Son of a high school coach ... PG in high school, small forward at Miami.					
<b>5 Davon Reed</b>	Jr.	G	6-6	210	Ewing, N.J. / Princeton Day School (N.J.)
2015 NIT All-Tournament Team ... Can knock down a three or take it to the rim with authority ... Guards multiple positions.					
<b>10 Sheldon McClellan</b>	RSr.	G	6-5	200	Houston, Texas / Texas / Bellaire
Jerry West Award, Naismith Trophy and Robertson Trophy watch lists ... 2015 NIT All-Tournament Team ... 2015 ACSMA All-ACC H.M.					
<b>12 James Palmer</b>	So.	G	6-5	202	Washington, D.C. / St. John's College HS
Can play positions 1-4 ... Good pull-up jumper and can make 3-pointers ... Knocked down 5-of-5 3-point attempts at Virginia Tech in 2015.					
<b>13 Angel Rodriguez</b>	RSr.	G	5-11	185	Cupey, P.R. / Kansas State / Dr. Krop HS
Puerto Rico Tip-Off MVP ... 2015 ACSMA All-ACC H.M. ... Floor general ... Vocal and physical leader.					
<b>15 Ebuka Izundu</b>	Fr.	C	6-10	210	Charlotte, N.C. / Victory Christian Center / Nigeria
6-foot-10-inches tall, with 7-3 wingspan ... Great touch around the basket ... Moved to U.S. in 2013 to pursue basketball career.					
<b>20 Mike Robinson</b>	Fr.	G	5-10	170	New Britain, Conn. / New Britain HS
Team's student manager turned walk on ... Played basketball, football and was on track team in high school ... Good quickness.					
<b>21 Kamari Murphy</b>	RJr.	F	6-8	220	Brooklyn, N.Y. / Oklahoma State / IMG / Lincoln HS
Explosive athlete with pogo-stick type hops ... Takes pride in defense ... Can guard positions 1-5 ... Great straight-line driver.					
<b>23 Tonye Jekiri</b>	Sr.	C	7-0	248	Hialeah, Fla. / Champagnat Catholic School / Nigeria
ACC Player of the Week, Nov. 23 ... Led league with 10.9 rebounds in ACC games and 9.9 rpg in all games, 2015 ... ACC All-Defensive Team.					
<b>33 Ivan Cruz Uceda</b>	Sr.	F	6-10	217	Madrid, Spain / Harcum College (Pa.)
Transformed body losing 20 pounds and dropping body fat from 24% to 9% in summer of 2015 ... Inside-outside player ... Great shooter.					
<b>35 Chris Stowell</b>	So.	F	6-6	190	Exeter, N.H. / Tilton School (N.H.) / Exeter HS
Walk on with good athleticism ... Continuously improving his strength ... Speaks English, Spanish, some Italian, Russian, Chinese & Hebrew.					

REDSHIRT (Will sit 2015-16 season after transferring from San Jose State)

<b>1 Rashad Muhammad*</b>	Jr.	G	6-6	160	Las Vegas, Nev. / San Jose State / Bishop Gorman HS
Big-time scorer with deep range ... Led SJSU in scoring two-straight seasons, 13.9 ppg as a sophomore and 13.2 ppg as a rookie.					

LARRAÑAGA BY THE NUMBERS

5 - Coach Jim Larrañaga is one of five ACC coaches with a Final Four appearance to his credit. In 2006, Larrañaga became the first coach at a mid-major school to take his team to the NCAA Final Four in 27 years.

6 - In 31 years of coaching, Jim Larrañaga has a winning record in the NCAA Tournament, a 7-5 mark in six appearances.

7 - Larrañaga is no stranger to the ACC. In his seven seasons as an assistant coach at Virginia, the Cavaliers participated in the NCAA Final Four in 1981 and 1984, won three ACC Championships and finished in the Top 5 of the rankings.

10 - The 2015-16 marks the 10th anniversary of Larrañaga's Cinderella run to the 2006 NCAA Final Four with George Mason. Both associate head coach Chris Caputo and director of operations James Johnson were on that GMU staff.

15 - Larrañaga has made 15 postseason appearances in the past 26 years, including six NCAA tournaments.

32 - Larrañaga is in his 32nd year as a head coach and has successfully transitioned three institutions into successful programs: Miami, Bowling Green and George Mason.

500 - Coach L is one of five ACC coaches with 500 or more wins.

LARRAÑAGA - WHY MIAMI?

Along with returning to the best basketball conference in the country, Coach L had a few personal reasons for accepting the head coaching job at Miami. Coach's grandfather was from Cuba, where he produced the Larrañaga [lare-en-YAH-ga] cigar. Coach's father was raised in Key West before moving to The Bronx, N.Y., getting married and raising six children. Coach L was raised in The Bronx, but vacationed to Florida as a boy. He also has owned a house in Sarasota - which he bought from Dick Vitale's daughter - and three of his siblings have retired to Florida.

LAST TIME OUT - NC STATE 85, #15/13 MIAMI 69

Anthony "Cat" Barber scored 30 points to help North Carolina State beat No. 15 Miami 85-69 on Saturday. Sheldon McClellan scored 18 points to lead the Hurricanes (16-4, 5-3), who could not rally back from a four-point halftime deficit. Miami trailed by 10 midway through the first half and closed to within 64-59 with about 4½ minutes left, but the Wolfpack ran off seven-straight scoring possessions to stretch the lead back out and claim the victory. Angel Rodriguez finished with 15 points and a game-high six assists. Davon Reed (12) and Ja'Quan Newton (10) also scored in double-figures for Miami. Newton also tallied four steals, tying a career-high. The Hurricanes shot a season-best 93.8 percent (15-of-16) from the free throw line.

- Miami is now 8-12 in the all-time series at NC State, which dates back to the 1939-40 season. The Canes are 2-7 on the road, 4-4 at NC State and 2-1 at neutral sites ... Miami trailed 37-32 at the half. The Hurricanes trailed for just the fifth time at the half all season. Miami dropped to 2-3 when trailing at the half ... Miami connected at a season-high 93.8 percent clip from the free throw line as it went 15-of-16 from the charity stripe ... The Hurricanes had four-or-more players score in double figures for the 11th time this season. Miami dropped to 9-2 when having four-or-more players score in double figures ... The Hurricanes held a 17-11 advantage in fast break points ... Sheldon McClellan scored a team-high 18 points. McClellan has scored in double figures in eight straight games ... Angel Rodriguez knocked down three shots from long range, his 10th game with multiple 3-pointers made ... Ja'Quan Newton tallied 10 points and has scored double-digit points in 16 games after only scoring 10+ in four games as a rookie. Newton also tied a career-high four steals ... Davon Reed scored 12 points. He has now reached double figures in five of the last seven games.

PRONUNCIATIONS

Players	
33 Ivan Cruz Uceda	E-von Cruise Ew-say-duh
15 Ebuka Izundu	E-boo-kuh E-zoon-do
23 Tonye Jekiri	Tahn-yay Jah-kEEr-EE
21 Kamari Murphy	Kuh-mar-EE
0 Ja'Quan Newton	Juh-Quan
5 Davon Reed	Day-von
35 Chris Stowell	Stole

Coaches

Jim Larrañaga	LARE-uh-NAY-guh
Chris Caputo	Ca-poo-toe

Locations

Cupey, P.R.	kew-pay
Champagnat School	schomp-un-yaht

CLASS BREAKDOWN

<b>Seniors</b>	Ivan Cruz Uceda, Tonye Jekiri, Sheldon McClellan, Angel Rodriguez
<b>Juniors</b>	Kamari Murphy, Davon Reed, Rashad Muhammad (RS)
<b>Sophomores</b>	Ja'Quan Newton, James Palmer, Chris Stowell
<b>Freshmen</b>	Ebuka Izundu, Anthony Lawrence, Mike Robinson

GEOGRAPHIC BREAKDOWN

<b>Nigeria</b>	Tonye Jekiri Ebuka Izundu
<b>Puerto Rico</b>	Angel Rodriguez
<b>Spain</b>	Ivan Cruz Uceda
<b>United States</b>	
<b>Connecticut</b>	Mike Robinson
<b>Florida</b>	Anthony Lawrence, Jr.
<b>Nevada</b>	Rashad Muhammad
<b>New Hampshire</b>	Chris Stowell
<b>New Jersey</b>	Davon Reed
<b>New York</b>	Kamari Murphy
<b>Pennsylvania</b>	Ja'Quan Newton
<b>Texas</b>	Sheldon McClellan
<b>Washington, D.C.</b>	James Palmer

PRESEASON

October 2015

1. North Carolina	North Carolina	8-0	19-2
2. Virginia	Louisville	6-2	17-4
3. Duke	Virginia	6-3	17-4
4. Notre Dame	Pitt	6-3	17-4
<b>5. Miami</b>	Notre Dame	6-3	15-6
6. Florida State	Clemson	6-3	13-8
7. Louisville	Miami	5-3	16-4
8. NC State	Syracuse	5-5	15-8
9. Syracuse	Duke	4-4	15-6
10. Pitt	Florida State	4-5	14-7
11. Wake Forest	Virginia Tech	4-5	12-10
12. Clemson	Georgia Tech	2-6	12-9
13. Georgia Tech	NC State	2-7	12-10
14. Virginia Tech	Wake Forest	1-8	10-11
15. Boston College	Boston College	0-8	7-14

ACC RANKINGS

Feb. 1, 2016

SERIES VS. NOTRE DAME

Overall Notre Dame leads 10-8
Games at Miami 4-4
Games at Notre Dame 3-5
Games on neutral courts 1-1
Current streak Notre Dame won 2
Last meeting Mar. 12, 2015. L, 63-70
Last Miami win Feb. 19, 2014. 71-64
Last Notre Dame win Mar. 12, 2015. 70-63
Larrañaga at UM vs. Notre Dame 1-2
Larrañaga all-time vs. Notre Dame 1-3

MIAMI AS A RANKED TEAM VS. OPPONENTS

Ranked by either or both polls

WHILE RANKED IN TOP 25 ALL-TIME

Overall 90-39
Overtime + 2OT 5-1
Single Overtime 4-1
Double Overtime 1-0

WHILE RANKED SINCE REBIRTH (1985-86)

Overall 72-33
Overtime + 2OT 3-1
Single Overtime 2-1
Double Overtime 1-0

WHILE RANKED SINCE JOINING ACC ('04-05)

Overall 42-19
Overtime + 2OT 1-1
Single Overtime 1-1
Double Overtime 0-0
In top 5 12-4
In top 15 (in at least one poll) 23-9

WHILE RANKED UNDER COACH L

Overall 31-12
Overtime + 2OT 1-0
Single Overtime 1-0
Double Overtime 0-0
In top 5 12-4
In top 15 (in at least one poll) 23-9

EYEING MILESTONES - UM RECORD BOOK

Career Blocks

1. Contantin Popa, 1991-95 263
7. Dennis Burns, 1985-89 123
8. Tonye Jekiri, 2012-p 118

Career Rebounds

8. Anthony King, 2003-08 824
9. Tonye Jekiri, 2012-p 796
10. Edwin Morris, 1955-58 787

20-POINT GAMES IN 2015-16

27 - Sheldon McClellan vs. #16 Utah, 11-20-15
24 - Sheldon McClellan vs. Florida, 12-8-15
22 - Sheldon McClellan vs. Syracuse, 1-2-16
21 - Sheldon McClellan vs. #24/20 Duke, 1-25-16
21 - Sheldon McClellan vs. Florida State, 1-9-16
20 - Tonye Jekiri vs. #16 Utah, 11-20-15
20 - Ja'Quan Newton vs. Charleston, 12-19-15
20 - Ivan Cruz Uceda at La Salle, 12-22-15

DOUBLE-DOUBLES IN 2015-16

Tonye Jekiri
20p, 12r - vs #16 Utah, 11-20-15
12p, 12r - vs. #22/20 Butler, 11-22-15
10p, 14r - at La Salle, 12-22-15
Angel Rodriguez
13p, 11a - vs. Duke, 1-25-16

THE CANES CONVERT AT THE LINE

Miami has connected on 359-of-471 (76.2%) shots at the free throw line, while opponents have just 353 attempts at the charity stripe. UM averages 18.0 points per game at the line, and has posted a +12.8 scoring margin this season. Miami ranks ninth in the nation in free throw percentage and No. 67 in free throws made. The Canes have drawn 397 fouls, while committing only 347, which ranks UM No. 26 in the country in fewest fouls.

McCLELLAN ONE OF TOP SHOOTING GUARDS IN THE NATION, TOP IN ACC

Senior guard Sheldon McClellan has posted the 12th-best shooting percentage (51.7%) in the country among guards, and has the top shooting percentage among guards in the ACC, according to stats on NCAA.org on Jan. 31. McClellan's 2-point shooting percentage is 61.0 percent this season.

McClellan is currently on three national player of the year watch lists: Naismith Trophy Men's College Player of the Year, Oscar Robertson Trophy for Men's National Player of the Year and Jerry West Shooting Guard of the Year Award.

RODRIGUEZ AMONG THE BEST

Angel Rodriguez is now one of only three active Division I players with at least 1,200 career points, 450 assists, 180 steals and 150 3-pointers. Stats as of Jan. 30.
Angel Rodriguez, Miami - 1255 points, 482 assists, 183 steals, 164 3-pointers;
Jalan West, Northwestern State - 1592 points, 614 assists, 219 steals, 212 3-pointers;
Juan'ya Green, Hofstra - 2043 points, 662 assists, 207 steals, 211 3-pointers.
3 steals away: Marcus Paige, North Carolina - 1585 points, 528 assists, 177 steals, 248 3-pointers.

THE NEWTON EFFECT

In Miami's five ACC victories Ja'Quan Newton has averaged 14.4 points and 2.8 assists per game, hitting 55.8 percent from the field. In the Canes' three losses he has put up 8.0 points and 1.3 assists per outing, knocking down only 30.8 percent of his shots. In wins Kamari Murphy averages 5.4 points and 6.4 rebounds. In losses Murphy posts 3.7 points and 4.3 rebounds.

JEKIRI ON THE BOARDS

In 124 games at Miami senior Tonye Jekiri has grabbed 796 rebounds, ninth-most in Miami history. He has improved his rebounds per game from 1.6 as a rookie to 9.8 as a senior. He also has grabbed double-digit rebounds in 34 games over the past two seasons (57 games played), after doing so just three times in his first 67 outings.

Year GP RPG High 10+ 12+ 15+ Year GP RPG High 10+ 12+
2015-16 20 9.8 17 13x 7x 1x 2013-14 33 5.5 13 3x 2x
2014-15 37 9.9 17 21x 12x 7x 2012-13 34 1.6 5 -- --

McCLELLAN IN THE SECOND HALF

In both his junior and senior campaigns at Miami Sheldon McClellan has picked up his scoring in the second half of games.

2015-16 PPG FGM% 3FG% FT% ACC: PPG FGM% 3FG% FT%
1st 6.7 47.5 30.0 86.2 6.0 43.9 23.5 80.0
2nd 9.7 56.0 44.7 87.8 11.8 51.0 28.6 87.8
2014-15 2014-15 ACC
1st 5.7 43.1 27.6 78.0 5.6 40.5 31.0 86.4
2nd 8.6 53.7 44.3 83.9 8.1 52.1 38.2 81.4

LAST WEEK WITH ANGEL RODRIGUEZ

In last week's games against Duke and NC State, Angel Rodriguez handed out 17 assists with just two turnovers, while hitting 47.4 percent (9-19) from the field, 40.0 percent (6-15) from three and 1.000 percent (4-4) at the line for 14.0 points per game. He also grabbed 4.0 rpg.

NEWTON'S SOPHOMORE SURGE

Miami sophomore Ja'Quan Newton has immensely improved his stats from last year, and has scored in double digits 14 times this season.

GP PPG FGM% 3FG FT% 10+Pts Reb Ast MPG Stl
2015-16 20 11.9 49.0 8/21 75.2 16 54 54 22.1 19
2014-15 34 4.0 40.5 4/10 64.1 4 43 47 13.5 8

THE BUC IS SOLD OUT

In just his fifth season in Coral Gables, Jim Larrañaga and Miami have SOLD OUT the season ticket allotment for all home games this year at the BankUnited Center. This is the first time in Miami athletics history a team has sold out their season. Due to the season ticket sales, seats are not available on a single-game basis. In Coach Larrañaga's fifth season at The U, fans have bought 5,500 season tickets, more than doubling the total number of season tickets sold in his first season in Coral Gables. When Coach L began his reign in Miami, fans bought 2,251 season tickets for the 2011-12 campaign. After a record-breaking season on the court in 2012-13, season tickets peaked at 3,674 for 2013-14.

Season Tickets per Year

2015-16: 5,500 2014-15: 3,427 2013-14: 3,674 2012-13: 2,372 2011-12: 2,251

UM SINCE JOINING THE ACC IN 2004-05

ACC ACC ACCT Post
Season Overall W-L Rank/Seed Season
2004-05 16-13 7-9 t6/6 0-1 NIT 0-1
2005-06 18-16 7-9 t7/8 1-1 NIT 2-1
2006-07 12-20 4-12 12/12 1-1
2007-08 23-11 8-8 t5/5 1-1 NCAA 1-1
2008-09 19-13 7-9 t7/9 0-1 NIT 1-1
2009-10 20-13 4-12 12/12 2-1
2010-11 21-15 6-10 9/9 1-1 NIT 2-1
2011-12 20-13 9-7 t4/6 1-1 NIT 1-1
2012-13 29-7 15-3 1/1 3-0 NCAA 2-1
2013-14 17-16 7-11 10/10 1-1
2014-15 25-13 10-8 6/6 1-1 NIT 4-1
2015-16 16-4 5-3

SINCE THE ARRIVAL OF COACH L IN 2011-12 ...

(only includes teams while in the ACC, not with previous conference affiliations)

(AS OF 2014-15 STATS)

Miami won ACC regular season and ACC tournament championships in 2013.

- Miami has 29 overall road wins, the most in the conference, leading 28 from North Carolina and Virginia and 26 from Duke.
Miami has posted a 7-5 combined record against Duke (3-2) and North Carolina (4-3).
Miami has the fourth-most ACC wins (41) in league play, behind Duke (55), Virginia (52) and North Carolina (50).
Miami has the fourth-most ACC road wins (19) in league play, behind Duke (24), North Carolina (23) and Virginia (21).
Miami is tied for the fourth-most ACC home wins (22), behind Duke and Virginia (31), North Carolina (27) and tied with Florida State and NC State (22).
Miami is one of four schools with six or more wins in the ACC Tournament: North Carolina 7, NC State 7, Miami 6, Florida State 6.
Miami is one of six ACC schools with a winning record in the NCAA tournament: Duke, Louisville, Miami, North Carolina, NC State, Notre Dame.
Miami's seeds in the ACC Tournament have been No. 1, No. 6 (2x) and No. 10.
Miami is one of 10 ACC teams to make an NCAA tournament appearance.
Miami played in the championship game of the NIT in 2015.
One ACC Coach of the Year, one ACC Player of the Year, ACC Defensive Player of the Year, one ACC Tournament MVP, four ACC All-Tournament, one first-team All-ACC, one second-team All-ACC, three third-team All-ACC, five honorable mention All-ACC, one ACC All-Rookie Team and four ACC All-Defensive Team selections.

- Miami has the most lopsided win over Duke (27 points) and second-most lopsided wins over Boston College (27 points), North Carolina (26 points) and Florida State (24 points) of any ACC team.
Miami has won eight ACC games by 20 or more points: Boston College (27, 22, 22 and 21), Duke (27), North Carolina (26), Florida State (24) and Virginia Tech (24).

- Miami has won eight ACC games by 20 or more points: Boston College (27, 22, 22 and 21), Duke (27), North Carolina (26), Florida State (24) and Virginia Tech (24).

- Miami has won eight ACC games by 20 or more points: Boston College (27, 22, 22 and 21), Duke (27), North Carolina (26), Florida State (24) and Virginia Tech (24).

- Miami has won eight ACC games by 20 or more points: Boston College (27, 22, 22 and 21), Duke (27), North Carolina (26), Florida State (24) and Virginia Tech (24).

- Miami has won eight ACC games by 20 or more points: Boston College (27, 22, 22 and 21), Duke (27), North Carolina (26), Florida State (24) and Virginia Tech (24).

- Miami has won eight ACC games by 20 or more points: Boston College (27, 22, 22 and 21), Duke (27), North Carolina (26), Florida State (24) and Virginia Tech (24).

- Miami has won eight ACC games by 20 or more points: Boston College (27, 22, 22 and 21), Duke (27), North Carolina (26), Florida State (24) and Virginia Tech (24).

- Miami has won eight ACC games by 20 or more points: Boston College (27, 22, 22 and 21), Duke (27), North Carolina (26), Florida State (24) and Virginia Tech (24).

IN THE FOUR YEARS PRIOR TO THE ARRIVAL OF COACH L (2007-11) ...

- Miami posted the ninth-most ACC wins (25) in the league, ahead of NC State (20), Virginia (21) and Georgia Tech (21).
Miami recorded 83 overall wins, tied for sixth-most in the ACC.

- Miami's seeds in the ACC Tournament were No. 5, No. 9 (2x) and No. 12.
Miami was 1-12 combined against Duke and UNC.
Miami had one first-team All-ACC, one third-team All-ACC, one honorable mention All-ACC, one ACC All-Rookie Team and one ACC Tournament Team selection.

**UM COMMUNICATIONS**

**MBB Contact** Amy (Woodruff) LaBrie  
Associate Director of Communications  
**Work/Cell** (305) 284-3241 / (813) 410-1194  
**E-mail** LaBrie@miami.edu  
**Ass't AD for Communications** Tom Symonds  
**Website** www.HurricaneSports.com

**2015-16 UM QUICK FACTS**

**Location** Coral Gables, Fla.  
**Stadium** BankUnited Center  
**Press Row** 305-284-2111  
**Capacity** 7,972  
**Enrollment** 16,188  
**Founded** 1925  
**Colors** Orange, Green, White  
**Nickname** Hurricanes  
**Mascot** Sebastian the Ibis  
**Conference** Atlantic Coast  
**President** Dr. Julio Frenk  
**Director of Athletics** Blake James  
**Address** 5821 San Amaro Drive  
Coral Gables, FL 33146

**2014-15 Overall Record** 25-13  
**Home/Away/Neutral** 12-6 / 8-4 / 5-3  
**2014-15 ACC Record / Finish** 10-8 / t-6th  
**Scholarship Players Returning / Lost** 7 / 3  
**Newcomers** 3

**Head Coach** Jim Larrañaga  
**Alma Mater** Providence, 1971  
**Record at UM** 107-53 / 5th season  
**Overall Record** 577-387 / 32nd season

Chris Caputo Westfield (Mass.) State, '02  
Jamal Brunt Randolph-Macon, '03  
Adam Fisher Penn State, '06, '09  
James Johnson Director of Operations  
Jaime Vathielil Assoc. Director of Operations  
Jason Robey Athletic Trainer  
Steve Felde Strength & Conditioning Coach

**HISTORY**

**First Season of Basketball** 1926  
**Overall All-Time Record** 979-723  
**Year UM Joined ACC** 2004-05  
**NCAA Appearances** Seven (6-7)  
1960, 1998, 1999, 2000, 2002, 2008, 2013  
**Last NCAA Appearance** L, 71-61  
Sweet 16 vs. Marquette, 2013  
**NIT Appearances** 12 (11-12)  
1961, 1963, 1964, 1995, 1997,  
2001, 2005, 2006, 2009, 2011, 2015  
**Last NIT Appearance (2011)** L, 66-64 (ot)  
Championship vs. Stanford, 2015

**COMMUNICATIONS POLICIES**

All interview requests for assistant coaches or athletics department staff members must be approved and cleared by Amy (Woodruff) LaBrie in the UM Communications office. Credential requests are taken via e-mail to LaBrie (LaBrie@miami.edu). Any misuse of credentials will result in removal from the BankUnited Center and the permanent voiding of the credential. The UM locker room is closed at all times. For home games, Coach L and at least one Hurricane player will report to the media room for interviews following the opposing team's press conference.

**QUICK HITS**

- Miami is 15-2 this season in games decided by 10-or-more points, and Coach L is 65-19 all-time at Miami in games decided by more than 10 points.  
- Miami's bench has scored 24.9 points per game, including 50 against Mississippi State, 47 at La Salle, 39 vs. Charleston and 35 vs. Charlotte.  
- The Canes have scored 32.7 points per game in the paint, including 50 point points against Northeastern and La Salle, and 46 against Mississippi State.  
- Miami is averaging 13.8 points off of turnovers, compared to 10.8 from opponents.  
- Five Hurricanes are averaging at least 8.1 points per game.  
- Five Canes pull down at least 3.0 rebounds per game.  
- Six players are averaging at least 21.0 minutes per game.  
- Nine of 10 scholarship players are shooting better than 40 percent from the field.  
- Every scholarship Cane has scored 10+ points in at least one game.

**WHAT'S TRENDING - INDIVIDUALLY**

- Ja'Quan Newton has scored double-digit points in 16 games after only scoring 10+ in four games as a rookie. He has already scored 238 points as a sophomore, after tallying 135 points in 34 games a season ago. Newton has at least two assists in 14 games and five-or-more assists in four times.  
- Davon Reed has a steal in seven of the last nine outings. He has grabbed at least three rebounds in every game but two - vs. Charleston and at Clemson. Reed has knocked down a 3-pointer in 11 games and hit multiple threes in seven outings. He has a block in three-straight games.  
- Sheldon McClellan has scored 20+ points in five outings and 14+ points in 16 games. He has scored 13+ in every ACC game, and 20+ in three outings. McClellan has a steal in every game but four (Charlotte, Princeton, Duke, NC State), and has shot better than 50 percent from the field in all but eight games. He has hit a free throw in every game and 4+ in 12 outings. He has a block in back-to-back games.  
- James Palmer has drained at least one free throw in four-straight games.  
- Angel Rodriguez has knocked down a 3-pointer in every game but five (La Salle, Syracuse, Florida State, Clemson and Boston College), and has hit multiple shots from long range 10 times. He has scored in double digits in 14 games, and notched four-or-more assists in 12 outings. He has made a free throw in every game but one.  
- Kamari Murphy has at least one block in 11 of the last 15 games. He has grabbed at least five rebounds in 12 of the past 15 outings.  
- Tonye Jekiri has pulled down at least 10 rebounds in 13 games, including seven games with 12-or-more. He has 10+ rebounds in five of the last seven outings. Jekiri has four-or-more offensive rebounds in four of the last five games. He has at least one block in four of the last five games.  
- Ivan Cruz Uceda has knocked down at least one 3-pointer in every game except five outings. He has hit multiple 3-pointers in nine games. He has a rebound in every game but three (Northeastern, Clemson, NC State).

**IN ACC GAMES**

- Ja'Quan Newton has an assist in every game, and multiple assists in five games. He has grabbed four-plus rebounds in five games and has attempted at least four free throws in all but three outings (Florida State, Virginia, NC State).  
- Davon Reed has drained a pair of 3-pointers in back-to-back games. He has grabbed four-or-more rebounds in seven outings. He has a steal in six of the last seven games and a block in three-straight outings.  
- Sheldon McClellan has scored 13+ in all eight ACC outings. He has an assist in seven-straight games and multiple handouts in five outings. He has a steal in six games, with three in three outings. McClellan has hit four-or-more free throws in six games.  
- Angel Rodriguez has 17 assists combined in the past two games. After starting ACC play 2-of-25 from long range through the first five games, he is 8-of-20 in the last three league contests. He has three-or-more assists in six outings. Rodriguez has five-plus steals twice.  
- Kamari Murphy has grabbed five-or-more rebounds in six games.  
- Tonye Jekiri grabbed double-digit rebounds five times and blocked a shot in four of the last five games. Jekiri has played at least 31 minutes in all eight league games.

**DOUBLE-DOUBLES**

**Tonye Jekiri**  
12p, 10r - vs Providence, 12-22-14  
13p, 15r - Boston College, 01-10-15  
10p, 10r - at #4/4 Duke, 01-13-15  
13p, 15r - at Syracuse, 01-24-15  
10p, 10r - #9/8 Louisville 02-03-15  
12p, 15r - at Boston College, 02-16-15  
15p, 15r - Virginia Tech, 02-18-15  
13p, 15r - at #12 Louisville, 02-21-15  
12p, 11r - Florida State, 02-25-15  
10p, 11r - at Pittsburgh, 03-04-15  
11p, 11r - vs. Notre Dame, 03-12-15  
20p, 12r - vs #16 Utah, 11-20-15  
12p, 12r - vs. #22/20 Butler, 11-22-15  
10p, 14r - at La Salle, 12-22-15

**Sheldon McClellan**

31p, 11r - at Charlotte, 11-25-14  
16p, 10r - NC State, 01-22-15  
16p, 11r - vs. Temple, 03-31-15

**Davon Reed**

10p, 12r - at Richmond, 03-24-15

**Angel Rodriguez**

13p, 11a - vs. #24/20 Duke, 1-25-16

**20-POINT GAMES BY CURRENT PLAYERS**

31 - Sheldon McClellan at Charlotte, 11-25-14  
27 - Sheldon McClellan vs. #16 Utah, 11-20-15  
25 - Angel Rodriguez vs Florida State, 2-25-15  
25 - Angel Rodriguez vs #3 Virginia, 1-3-15  
24 - Sheldon McClellan vs. Florida, 12-15-15  
24 - Sheldon McClellan at Boston College, 2-16-15  
24 - Angel Rodriguez at #4 Duke, 1-13-15  
24 - Angel Rodriguez at #8/7 Florida, 11-17-14  
22 - Sheldon McClellan vs. Syracuse, 1-2-16  
21 - Sheldon McClellan vs. #24/20 Duke, 1-25-16  
21 - Sheldon McClellan vs. Florida State, 1-9-16  
21 - Sheldon McClellan vs Virginia Tech, 2-18-15  
20 - Tonye Jekiri vs. #16 Utah, 11-20-15  
20 - Sheldon McClellan at Pittsburgh, 3-4-15  
20- Ja'Quan Newton vs. Co. of Charleston, 12-19-15  
20- Ivan Cruz Uceda at La Salle, 12-22-15

**FIRSTS UNDER JIM LARRAÑAGA AT MIAMI**

First game: Nov. 11, 2011 vs. Tennessee Tech. W, 69-58.  
First starting lineup: Malcolm Grant, Durand Scott, Garrius Adams, Erik Swoope, Kenny Kadji.  
First opening tip: Miami - Kenny Kadji.  
First UM FG: 18:38, Durand Scott, 3-pointer.  
First lead: 18:38, 3-0.  
First halftime score: Tennessee Tech 32, Miami 27.  
First win: Nov. 11, 2011. Miami 69, Tennessee Tech 58.  
Attendance at first game: 3,600.  
First loss: Nov. 25, 2011 at Ole Miss, 64-61 (OT).  
First road win: Dec. 22, 2011 at Charlotte, 76-61.  
First ACC game: Jan. 7, 2012 at Virginia, L, 52-51.  
First ACC win: Jan. 18, 2012 vs. Clemson, 76-73.  
First ACC regular season title: 2012-13.  
First NIT championship game appearance: April 2, 2015.

**JIM LARRAÑAGA = PROGRAM CHANGER**

**In Coach L's Four Seasons at Miami ...**

- ACC Regular Season and Tournament Championships
- .650 winning percentage
- Three 20-win seasons in four years
- Three postseason appearances with seven victories
- 15 ACC wins in 2013
- One All-American

**Seven Seasons before Coach L at UM ...**

- .561 winning percentage
- Best conference finish was fifth place
- One NCAA Tournament appearance
- Most ACC wins in a season was eight

**In Coach L's 14 Seasons at George Mason ...**

- .626 winning percentage
- 13-straight winning seasons
- A Final Four appearance
- Five trips to the NCAA Tournament
- Nine postseason appearances
- First national ranking
- First appearance in top 10
- First wins over top 10 teams
- Winningest coach in league history

**Seven Seasons before Coach L at GMU...**

- .340 winning percentage
- Seven-straight losing seasons
- Zero postseason appearances
- Worst team in the CAA

**PRO CANES**

James Jones	Cleveland Cavaliers (NBA)
Shane Larkin	Brooklyn Nets (NBA)
Jimmy Graham	Seattle Seahawks (NFL)
Erik Swoope	Indianapolis Colts (NFL)
Adrian Thomas	Bakersfield Jam (D-League)
Garrus Adams	STB Le Havre (France)
Brian Asbury	JL Bourg (France)
Rion Brown	Basic-Fit Brussels (Belgium)
Guillermo Diaz	Capitanes de Arcibco (Puerto Rico)
Julian Gamble	Basic-Fit Brussels (Belgium)
Lawrence Gilbert	CSU Atlasis Sibiu (Romania)
Malcolm Grant	Island Storm (Canada)
Gary Hamilton	Bohemios Montevideo (Uruguay)
Dequan Jones	Chiba Jets (Japan)
Kenny Kadji	New Basket Enel Brindisi (Italy)
Anthony King	Royal Hali Gaziantep (Turkey)
Donnavan Kirk	Fukuoka Rising (Japan)
Trey McKinney Jones	Kormend (Hungary)
Darius Rice	Al Ahli (Qatar)
Durand Scott	Enel Brindisi (Italy)

**HIGHEST RANKED OPPONENT DEF. AT HOME**

#1/1 Duke, 90-63, Jan. 23, 2013

**HIGHEST RANKED OPPONENT DEF. ON ROAD**

#2/2 Connecticut, 73-71, Feb. 20, 1999

**VS. RANKED TEAMS ALL-TIME**

Overall	52-142
Home	33-55
at BankUnited Center	14-23
Away	15-66
Neutral	4-21
Overtime + 2OT	1-6
Single Overtime	1-2
Double Overtime	0-4

**VS. RANKED TEAMS SINCE REBIRTH (1985-86)**

Overall	49-128
Home	30-48
Away	15-59
Neutral	4-21

**VS. RANKED TEAMS SINCE JOINING ACC ('04-05)**

Overall	24-53
Home	13-21
Away	8-22
Neutral	3-10
Conference Games	17-38
ACC Tournament	1-5
NCAA Tournament	0-2
Reg. Season, Non-Conf.	6-6

**OVERALL NON-CONFERENCE GAMES***(includes conference tournament & postseason games)*

Overall	14-57
Home	8-18
Away	2-20
Neutral	4-19

**UNDER COACH JIM LARRAÑAGA**

Overall	10-21
Home	4-8
Away	4-9
Neutral	2-4
Conference Games	5-16
Reg. Season, Non-Conference	5-1
ACC Tournament	0-2
NCAA Tournament	0-1

**CANES HAVE STINGY 3-POINT DEFENSE**

In 11 of the last 13 games, Miami has held each of its opponents to less than 33.3 percent shooting per game from long range, holding those 11 teams to a combined 24.6 percent mark - with Clemson's 43.8 percent and NC State's 45.5 percent the exceptions. In the first seven games, Miami averaged 41.4 percent 3-point defense. Opponents shot better than 32 percent from three in six of the first seven games.

**DEWAN HUELL NAMED 2016 MCDONALD'S ALL-AMERICAN**

Miami signee Dewan Huell has been named a 2016 McDonald's All-American, as announced on ESPN Jan. 17. Huell will become the fourth McDonald's All-American to play at Miami, joining Darius Rice (2000 McDonald's All-American), Steve Edwards (1992) and Tito Horford (1985). Since the inception of the McDonald's All American Game in 1977, only 38 players have hailed from the state of Florida, 11 of which were from 'The State of Miami' - Broward, Dade and Palm Beach counties. Just six of those players have been from Dade County, the most recent before Huell being Corey Louis in 1994.

**MIAMI WINNING BY DOUBLE DIGITS**

In 15 of Miami's 16 victories, the Canes have outscored their opponents by double digits. Nebraska is the only exception, as Miami won by only five points in OT against the 'Huskies. UM is outscoring all opponents by 12.8 points per outing, and averaging 78.8 points per contest.

**MIAMI AND ACC TEAMS IN KENPOM RANKINGS**

As of Jan. 31, Miami is one of four ACC teams that rank in the KenPom top 16. Six ACC teams are in the KenPom top 31. Five ACC teams are in the top 21 of KenPom.com's offensive efficiency ratings, as of Jan. 31. In adjusted efficiency: 1 Duke, 2 Notre Dame, 3 North Carolina, 8 Virginia, 19 Pittsburgh and 21 Miami. The Canes are one of six teams in the country to rank in the top 33 in both offensive and defensive efficiency. Those teams are Oklahoma 4 offensive/22 defensive, Iowa 7/16, Virginia 8/26, Michigan State 10/27, Xavier 20/21 and Miami 21/33.

Miami: Off. Efficiency - #21 - 115.2 Def. Efficiency - #33 - 95.2

**MIAMI HOLDS THE LEAD**

In Miami's 16 victories, the Canes have led for all but 53 minutes and 22 seconds combined. The Canes trailed 19:49 to Syracuse, 12:00 vs. Princeton, 4:59 vs. UTRGV 4:14 at Boston College and 3:59 at Nebraska, 3:37 to Duke, added to 2:09 vs. Wake Forest, 1:21 vs. Louisiana, 0:39 vs. Charleston, 0:22 vs. Mississippi State and 0:13 vs. Florida. Miami hasn't trailed in five games - against Utah, Butler, Charlotte, La Salle and Florida State.

In Miami's 16 wins, the Canes have only trailed after the first half against Syracuse, Nebraska and Princeton. The Cornhuskers held a lead with 3:39 left in overtime, the Orange led by one with 7:07 left in regulation and the Tigers led with 6:02 left in regulation.

**LARRAÑAGA AMONG THE BEST IN COLLEGE BASKETBALL**

Entering the 2015-16 season, Coach Larrañaga was tied for 12th on the list of Winningest Active Coaches at Major Schools and is tied for 57th on the NCAA's list of All-Time Winningest Coaches. See page 10 of the notes for a complete listing.

**MIAMI VS. RANKED TEAMS UNDER COACH L***[ ] Miami rank ( ) Opponent rank AP/USA TODAY***2011-12**

12/06/11	Memphis (21/20)	L	71-54
1/07/12	at Virginia * (21/23)	L	52-51
1/10/12	at North Carolina * (3/3)	L	73-56
2/05/12	[RV/-] at Duke * (7/5)	OT W	78-74
2/11/12	at Florida State * (15/17)	L	64-59
2/15/12	North Carolina * (8/7)	L	73-64
2/26/12	Florida State * (15/16)	W	78-62
3/09/12	vs. Florida State (17/17)	L	82-71

**2012-13**

11/28/12	Michigan State (13/14)	W	67-59
12/23/12	vs. Arizona (4/5)	L	69-50
1/23/13	[25/RV] Duke * (1/1)	W	90-63
2/2/13	[14/15] at NC State * (19/19)	W	79-78
3/2/13	[5/7] at Duke * (3/3)	L	79-76
3/28/13	[5/4] vs. Marquette (15/16)	L	71-61

**2013-14**


1/04/14	at Syracuse * (2/2)	L	49-44
1/22/14	Duke * (18/18)	L	67-46
1/25/14	Syracuse * (2/2)	L	49-44
2/05/14	Pittsburgh * (25/22)	OT L	59-55
2/26/14	at Virginia * (12/11)	L	65-40

**2014-15**

11/17/14	[RV] at Florida (8/7)	W	69-67
12/2/14	[15] Illinois! (24/25)	W	70-61
1/3/15	Virginia * (3/3)	2OT L	80-89
1/13/15	at Duke * (4/4)	W	90-74
1/17/15	at Notre Dame * (12/12)	L	70-75
2/3/15	Louisville * (9/8)	L	55-63
2/21/15	at Louisville (12/12)	L	53-55
2/28/15	North Carolina (15/18)	L	64-73
3/12/15	Notre Dame (11/9)	L	63-70

**2015-16**

11/20/15	[RV/RV] vs. Utah (16)	W	90-66
11/22/15	[RV/RV] vs. Butler (22/20)	W	85-75
01/12/16	[8/9] at Virginia (11/13)	L	58-66
01/25/16	[15/13] vs. Duke (24/20)	W	80-69

**SEBASTIAN THE IBIS**


In 1926, the University of Miami adopted the Ibis as the official mascot for the University's athletic teams. Representing the leadership, courage, knowledge, strength and speed characteristics that our student-athletes portray. As the clouds become dark and a hurricane approaches, folklore maintains that other birds look to the Ibis for leadership. The Ibis uses its instinct to detect danger. It is the last sign of wildlife to take shelter before a hurricane hits, giving warning that danger is imminent. As the storm passes the Ibis is the first to reappear, a sign that clear skies are approaching.

**MIAMI'S LARGEST IN 2015-16**

Lead	46, at La Salle, 12/22
Deficit	18, at NC State, 1/30/16
Margin of Victory	46, at La Salle, 12/22
Margin of Defeat	16, at NC State, 1/30/16
Halftime Lead	25, vs. Charlotte, 12/5
Halftime Deficit	8, vs. Syracuse, 1/2
Deficit in Win	12, vs. Syracuse, 1/2
Halftime Deficit in Win	8, vs. Syracuse, 1/2
Lead in Loss	7, vs. Northeastern, 11/27
Halftime Lead in Loss	2, at Clemson, 1/16

**THE LAST MEETING: MARCH 12, 2015 -- NOTRE DAME 70, MIAMI 63**

Steve Vasturia hit the go-ahead 3-pointer with 6:13 left and No. 11 Notre Dame overcame a blown 20-point lead to hold off Miami 70-63 on Thursday night in the quarterfinals of the Atlantic Coast Conference tournament. Vasturia's 3 helped the Fighting Irish (27-5) survive a disastrous collapse in which the Hurricanes (21-12) came all the way back to take a two-point lead with 6 1/2 minutes left. He finished with a team-high 16 points on a bizarre night for third-seeded Notre Dame. The Irish couldn't miss and looked dominant in the first half only to do the exact opposite after the break. Still, the Irish did just enough to hang on for their first tournament win after a first-day exit from last year's debut season. They advance to the semifinals to face No. 2 Duke. Angel Rodriguez scored 15 points to lead sixth-seeded Miami, which came so close to the kind of win the Hurricanes needed in Greensboro to help improve whatever chance they had of earning an NCAA Tournament bid. Trailing by 18 at halftime, Miami ran off a 19-2 spurt to erase most of the deficit. Then Sheldon McClellan's two free throws pushed them to a 51-49 lead with 6:30 left, only to see Vasturia bury the 3 from the left corner off a feed from Jerian Grant to take the lead right back. Vasturia's 3 started a 9-2 burst that reclaimed momentum. Then Vasturia came up with two key plays late with his team holding just a three-point lead, scoring on a long runout off an inbound pass with 50.4 seconds left then stealing a pass from Davon Reed on the next possession. Notre Dame shot 63 percent and went 8 for 13 from 3-point range in the first half to take its 43-25 lead at the break, but missed its first 10 shots of the second half and didn't manage its first basket until 12 minutes in. Had Miami been able to hang on to its slim lead, it would've been the second-biggest halftime deficit overcome to win at the tournament, and the biggest since Maryland rallied from 19 down to beat North Carolina State in the 2004 semifinals.

**NOTRE DAME (8-10)**

Home: 4-4      Away: 3-5

Neutral: 1-1      Under Coach L: 1-2

Since rebirth in 1985: 8-10

2/22/86	--	14	L, 126-73	H
3/5/87	--	20	L, 65-49	A
1/27/90			L, 107-60	A
1/12/91			L, 60-52	H
1/23/96			W, 72-64	H
2/28/96			W, 71-59	A
2/25/97			L, 69-60	A
2/14/98			W, 66-57	H
2/22/98			W, 65-59	A
1/9/99			L, 71-68	H
1/25/00			W, 63-49	A
2/26/00			W, 55-52	H
3/9/00	23	--	W, 61-58	N
2/23/02	17/13		L, 90-77	H
1/28/04			L, 72-62	A
2/19/14			W, 71-64	H
01/17/15	--	12/12	L, 70-75	A
03/12/15	--	11/9	L, 63-70	N



**AMONG UNIVERSITY OF MIAMI COACHES, LARRAÑAGA ...**

- has the highest winning percentage of a Miami coach in the NCAA Tournament, a .667 mark with a 2-1 record.
- is one of two Miami coaches to post three 20-win seasons. Larrañaga has recorded three 20-win seasons in four years at Miami.
- .647 winning percentage is the best mark since Bruce Hale posted a .663 mark from 1955-67, including three seasons led by Rick Barry.
- has led the Canes to 41 ACC wins in just four seasons. Miami won 43 ACC games the previous seven seasons.
- Under Coach L, Miami has posted three of the Canes' top five finishes in ACC play, including the 2013 championship, tied for fourth in 2012 and tied for sixth in 2015. In 2008, Miami tied for fifth in league play, and in 2005, tied for sixth.
- In four seasons under Coach L, Miami has tallied six wins in the ACC Tournament. In the previous seven seasons, Miami went 6-7.
- In two NIT appearances under Coach L, Miami is 5-2 for a .714 winning percentage. In Miami's other 10 NIT appearances combined, the Canes went 6-10 for a .375 winning percentage.

**DID YOU KNOW ...**

- Coach L became the first Miami coach to win 20+ games in his first two seasons at UM and only the third of 12 UM coaches to post three 20-win seasons.
- Former Cane Rick Barry was named one of the Greatest Players in NBA History.
- Miami native and former Cane James Jones won the 2010-2011 NBA All-Star Weekend 3-Point Contest and the NBA Championship in the 2011-2012 and 2012-13 seasons.
- Six-time NBA All Star Amar'e Stoudemire enrolled at UM in 2013 and took classes to earn his bachelor's degree.
- UM is in its 12th season in the ACC.
- Coach L led the George Mason Patriots to the 2006 Final Four with big wins over some of basketball's elite teams such as Michigan State, UNC and UConn. He was the first coach to take a mid-major to a Final Four in 27 years (Penn '79) when his team advanced in 2006.
- In 14 years at George Mason, Larrañaga led the Patriots to five NCAA Tournament appearances (2011, 2008, 2006, 2001, 1999), including the 2006 Final Four.
- Miami basketball received APR (Academic Progress Rate) Public Recognition Awards for being among the top 10 percent in APR in its sport. Miami ranks in the top 10 percent NCAA men's basketball with a 990 APR.
- The Miami Department of Athletics recorded a Graduation Success Rate (GSR) of 89 percent. Miami's department-wide GSR is 16th overall among FBS programs. UM has exceeded the NCAA average GSR in each of the last 10 years.
- The Canes have averaged 20.0 wins over the last 11 seasons.
- The Hurricanes have made at least one trey in 923 of 929 games since the NCAA adopted the 3-point shot in 1986. The last time Miami was held without a 3-pointer was Feb. 26, 2014 at Virginia.
- Miami has held 782 of its last 783 opponents to less than 100 points. North Carolina was the last team to score 100+, defeating UM 105-64 on Jan. 31, 2007.

**MIAMI BASKETBALL – THE EARLY YEARS**

The University of Miami basketball program was dormant for 14 years from 1971-1985. In 1983 Director of Athletics Sam Jankovich announced the resurrection of men's basketball at Miami, with the reinstatement vote by the UM Board of Trustees on Oct. 12, 1983. Head coach Bill Foster was hired March 21, 1984, adding assistants Clint Bryant, Seth Greenberg and Cesar Odio by July 1. Tim Harvey was the staff's first recruit, a 6-10, 240-pound center from Plainfield, N.J., who transferred from Georgia Tech. On Oct. 15, 1984 the first men's basketball practice in 12 years was held on the patio in the center of campus, viewed by more than 200 students. Miami defeated The Citadel, 85-77, on Nov. 22, 1985, in the first game of the new era of UM basketball.

**MIAMI LANDS HUELL, BROWN AND MILLER**

The Miami men's basketball team landed a pair of top-30 players in Dewan Huell and Bruce Brown, and top 100 player Rodney Miller. With the addition of these three players, Miami would have six top 100 players next season: Huell (25), Brown (44), Ja'Quan Newton (52), Miller (90), James Palmer (98).

Huell, at 6-10 and 218 pounds, is a five-star, top-25 power forward from Miami Norland High School. Nationally, he is ranked the No. 21 player by ESPN, No. 23 by Rivals and No. 25 by Scout. ESPN and Scout rank him fifth at his position, and Scout says he's the top player in the state of Florida, while ESPN and Rivals have him second in the state. Brown, from Wakefield, Mass., is a four-star shooting guard at Vermont Academy in Saxton's River, Vt. At 6-4 and 205 pounds, Brown is ranked No. 30 by ESPN, No. 44 per Scout and No. 49 by Rivals. Miller is a 6-foot-11-inch, 245-pound center playing prep ball at Oak Hill Academy in Virginia. A native of Laurelton, N.Y., Miller is a consensus four-star recruit, ranked No. 90 overall by Scout.com and No. 114 by Rivals.com. As a center, he is ranked No. 17 by Scout.com and No. 15 by ESPN.

**CANES SIGN TOP 10 RECRUITING CLASS**

The 2016 recruiting class of Dewan Huell, Bruce Brown and Rodney Miller is being named a top-10 recruiting class in the country, with 247Sports ranking the class No. 7, Scout at No. 8, ESPN at No. 9 and Rivals at No. 10. The 2016 class rankings top Miami's best mark from 2005, when the Canes signed four four-star recruits – Jimmy Graham, Brian Asbury, Adrian Thomas and Denis Clemente – in a class that was ranked No. 12 in the nation by Scout. In 2009, Miami's signing class was nationally ranked No. 19 by Scout and No. 24 by ESPN. That Hurricanes' heralded 2009 class was comprised of ESPN 100 picks Durand Scott, Garrius Adams and Donnavan Kirk, in addition to May signee Antoine Allen. Since 2002, Miami has signed 16 Scout.com top 100 players, including three five-star, top-25 players in DeQuan Jones (22, 2008), Huell (25) and Durand Scott (25, 2009). Since Larrañaga's arrival, his staff has signed five top-100 players in Huell (25), Brown (44), Ja'Quan Newton (52, 2014), Rodney Miller (90) and James Palmer (98, 2014). Huell is the most lauded signee for Miami since Scott in 2009, Jones in 2008, No. 32 Guillermo Diaz in 2003 and McDonald's All-American Darius Rice in 2000.

**FOUR PLAYERS BOAST NCAA TOURNAMENT EXPERIENCE**

Senior Tonye Jekiri returns from Miami's 2012-13 ACC Championship and NCAA Sweet 16 team. Sheldon McClellan (Texas), Kamari Murphy (Oklahoma State) and Angel Rodriguez (Kansas State) also have played in the NCAA Tournament, each with their previous schools.

**COACH L REUNITED WITH JAMES JOHNSON**

James Johnson is the team's director of basketball operations. Johnson, who was on Larrañaga's staff for two seasons at George Mason University, including the historic NCAA Final Four run in 2006, came to Miami after seven seasons on staff at fellow ACC school Virginia Tech, where he was the head coach for two seasons after five years as an assistant coach.

**LARRAÑAGA CONTRACT EXTENDED THROUGH 2022**

The University of Miami extended Coach Jim Larrañaga's contract through May 31, 2022. Director of Athletics Blake James announced in September 2014. Larrañaga first signed a five-year contract in April 2011, then was granted a three-year extension in 2012.

**PROCANES REPORT**

Former Hurricanes James Jones and Shane Larkin have taken their talents onto NBA rosters this season, as Jones is in Cleveland with the Cavaliers and Larkin joins a new team, the Brooklyn Nets, after playing across town with the Knicks last season. Miami has 17 former players in professional basketball at this time. A complete list is on page four of the notes.

**MIAMI PREDICTED TO FINISH FIFTH IN ACC**

Miami was predicted to finish fifth out of 15 teams in the Atlantic Coast Conference this season, as announced by the league during Operation ACC Basketball in Charlotte, N.C., Oct. 28. North Carolina was picked to win the league, followed by Virginia, Duke and Notre Dame.

In 2012-13, the Canes were picked to finish fifth, then won the league's regular season and tournament championship. In all four of Larrañaga's seasons at Miami, the Canes have finished the season better than predicted at ACC media day.

Miami's ACC preseason poll breakdowns (votes) and finishes:

2014-15 - 10th (442) – t-6th	2008-09 - 4th (344) – t-7th
2013-14 - 12th (224) – 10th	2007-08 - 12th (153) – t-5th
2012-13 - 5th (436) – 1st	2006-07 - 11th (173) – 12th
2011-12 - 5th (455) – t-4th	2005-06 - 7th (540) – t-7th
2010-11 - 8th (305) – 9th	2004-05 - 11th (146) – t-6th
2009-10 - 10th (135) – 12th	

**COACHING CHANGES FOR THE HURRICANES**

After having the same assistant coaching staff his first four years in Miami, Larrañaga has two new assistant coaches in 2015-16 in Jamal Brunt and Adam Fisher, following the departure of Eric Konkol (Louisiana Tech) and Michael Huger (Bowling Green). Konkol had been an assistant with Coach L 11 seasons and Huger was an assistant coach for eight years and player for four seasons.

Due to the lack of turnover, Coach L has only had nine assistant coaches in the last 14 seasons. Five of his assistants left for a D-I head coaching job, and two others who have worked their way into head coaching jobs. In those 14 seasons, only twice two assistants left at the same time, 1996 (Stan Heath and Steve Merfeld) and 1989 (Jeff Snyder and Ricky Stokes).

Chris Caputo, in his 14th season on Larrañaga's staff and fifth in Coral Gables, was promoted to associate head coach in the summer of 2015.

**LARRAÑAGA MEMBER OF UM FACULTY**

Coach Jim Larrañaga is an Adjunct Assistant Professor of Kinesiology and Sport Sciences at the University of Miami. Due to his head coaching responsibilities, Larrañaga is a guest lecturer at several different classes in the School of Education and Human Development throughout the semester.

AP TOP 25			USA TODAY COACHES POLL		
Feb. 1, 2016			Feb. 1, 2016		
1	Oklahoma (45)	18-2 1,605	1	North Carolina (18)	19-2 786
2	North Carolina (20)	19-2 1,578	2	Oklahoma (14)	18-2 780
3	Villanova	18-3 1,384	3	Maryland	19-3 667
4	Maryland	19-3 1,366	4	Villanova	18-3 657
5	Iowa	17-4 1,362	5	Xavier	19-2 650
6	Xavier	19-2 1,344	6	Kansas	17-4 627
7	Kansas	17-4 1,233	7	Iowa	17-4 618
8	Texas A&M	18-3 1,169	8	Texas A&M	18-3 594
9	Virginia	17-4 1,086	9	Virginia	17-4 564
10	Michigan State	19-4 1,018	10	Michigan State	19-4 517
11	Providence	18-4 900	11	Providence	18-4 464
12	SMU	19-1 853	12	West Virginia	17-4 374
13	Iowa State	16-5 851	13	Baylor	17-4 366
14	West Virginia	17-4 814	14	Iowa State	16-5 321
15	Baylor	17-4 728	15	Miami (FL)	16-4 313
16	Oregon	18-4 551	16	Purdue	19-4 278
17	Miami (FL)	16-4 537	17	Oregon	18-4 239
18	Purdue	19-4 511	18	Louisville	17-4 237
19	Louisville	17-4 478	19	Kentucky	16-5 223
20	Kentucky	16-5 429	20	Arizona	17-5 206
21	Wichita St	16-5 323	21	Indiana	18-4 200
22	Indiana	18-4 270	22	Wichita St	16-5 163
23	Arizona	17-5 245	23	South Carolina	19-2 156
24	Dayton	18-3 168	24	Dayton	18-3 120
25	South Carolina	19-2 87	25	Saint Mary's	18-2 61

MIAMI'S RECORD WHEN... RECORD	2015-16		COACH L	
	ALL	ACC	AT UM	ACC
All games	16-4	5-3	107-53	46-32
Home	10-1	3-0	58-20	26-13
Away	3-3	1-3	33-24	20-19
Neutral	3-0		16-9	
November	5-1		24-7	
December	6-0		21-9	0-1
January	5-3	5-3	23-14	21-14
February	--		20-14	19-14
March	--		19-8	6-3
April	--		0-1	0-2
Vs. Top 10 opponents	--		4-8	3-7
Vs. Top 25 opponents (includes Top 10)	3-1	1-1	11-21	6-16
Vs. RV opponents (either or both polls)	1-0		9-2	3-0
Vs. teams over .500 on game day	11-4	4-3	65-46	30-27
Vs. teams under .500 on game day	2-0	1-0	27-6	12-5
Vs. teams at .500 on game day	3-0		14-1	4-0
While UM is in the Top 25	11-4	5-3	31-12	17-8
While UM is RV (only)	5-0		19-4	4-1
Leading at halftime	14-1	4-1	79-13	31-10
Trailing at halftime	2-3	1-2	23-38	11-21
Tied at halftime	--		5-2	3-1
Single overtime	1-0		3-6	1-2
Double overtime	--		3-1	2-1
In overtime games (single+double)	1-0		6-7	3-3
Leading with 2:00 left in regulation	15-1	5-0	97-7	42-3
Trailing with 2:00 left in regulation	1-3	0-3	8-43	3-28
Tied with 2:00 left in regulation	--		2-1	0-1
UM shoots 50% or better from field	9-1	1-0	37-3	11-2
UM shoots 40-49% from field	4-2	2-2	56-15	30-12
UM shoots under 40% from field	3-1	2-1	14-35	5-18
Opp. shoots 50% or better from field	1-2	0-2	6-15	2-9
Opp. shoots 40-49% from field	6-2	1-1	46-25	22-15
Opp. shoots under 40% from field	9-0	4-0	56-13	22-8
UM shoots 70% or better from the line	14-3	4-2	68-27	26-17
UM shoots less than 70% from the line	2-1	1-1	39-26	20-14
UM makes more 3-point FGs	11-2	3-2	55-23	25-18
UM makes fewer 3-point FGs	4-1	2-0	34-20	16-11
3-point FGs are even	1-1	0-1	9-3	5-3
Four or more Canes in double figures	9-2	1-1	50-11	19-8
Three Canes score in double figures	5-1	3-1	41-22	21-9
Two or less Canes score in double figures	2-1	1-1	16-20	6-15
UM outrebounds opponent	12-1	2-1	73-18	27-12
Opp. outrebounds UM	3-3	2-2	29-35	17-20
Tied in rebounds	1-0	1-0	5-0	2-0
UM records 10 or more steals	4-0	3-0	17-4	7-1
UM records 15 or more assists	5-1	1-0	33-2	15-1
UM commits less than 15 turnovers	15-4	5-3	95-46	41-28
UM commits 15 or more turnovers	1-0		10-2	3-4
UM commits less turnovers than opp.	10-3	5-2	62-23	28-12
UM commits more turnovers than opp.	4-1	0-1	36-19	15-14
Tied in turnovers	2-0		9-10	3-6
UM scores 59 points or less	0-1	0-1	9-26	5-17
UM scores between 60-69 points	3-2	2-2	30-17	15-7
UM scores between 70-79 points	4-1	2-0	41-9	16-7
UM scores between 80-89 points	5-0	1-0	18-1	6-1
UM scores between 90-99 points	3-0		8-0	3-0
UM scores 100 or more points	1-0		1-0	0-0
Playing during the morning (11 a.m.)	--		1-0	
Playing during the afternoon	4-3	2-2	33-18	18-13
Playing in the evening (5 p.m. or later)	12-1	3-1	72-34	28-19
Games decided by three points or less	0-1		12-13	5-9
Games decided by four to 10 points	1-1	0-1	30-21	15-15
Games decided by 11-19 points	9-2	5-2	40-15	17-5
Games decided by more than 20 points	6-0		25-4	9-3

UM SINCE THE ARRIVAL OF JIM LARRAÑAGA IN 2011

- 2013 ACC Regular Season Champions
- 2013 ACC Tournament Champions
- Ranked No. 2/2 - Miami's program high - Feb. 18, 2013
- No. 1 seed at 2013 ACC Tournament
- No. 2 seed in 2013 NCAA Tournament
- Won school record 29 games in 2013
- Won 15 ACC games in 2013
- 14-game win streak (tied 1946-47 and 2001-02) from Jan. 2 - Feb. 19, 2013
- 13-0 start in 2013 conference play, topping school-best nine ACC victories, which was set in 2011-12
- Sophomore Shane Larkin selected No. 18 in the 2013 NBA Draft by Atlanta Hawks, then traded to Dallas Mavericks
- All six seniors from 2012-13 championship season earned academic degree from UM: Garius Adams, Julian Gamble, Reggie Johnson, Kenny Kadji, Trey McKinney Jones, Durand Scott
- Defeated No. 1 Duke, 90-63, on Jan. 23, 2013 in Coral Gables
- Defeated Duke twice within 12 months, at both Cameron Indoor Stadium and the BankUnited Center
- First team to beat Duke and UNC by 20+ points in the same season since Maryland in '74-75 season
- First team to beat Duke and UNC by 25+ points since the start of ACC play in 1953
- Defeated three teams in The Triangle in the same season: UNC, Duke & NC State
- In 2012-13 defeated three teams in the Top 20 for the first time since joining the ACC - the last time was in 1999-00
- Five home sellouts of 7,972 fans vs. Duke, Florida State, North Carolina, Virginia and Clemson
- Played in championship game of the NIT, against Stanford, in Madison Square Garden
- Only team to defeat 2015 National Champion Duke on their home court
- Snapped Duke's 19-game ACC home game winning streak at Cameron Indoor Stadium
- Ended Duke's 41-game home winning streak, the longest active streak in Division I
- Snapped Florida's 33-game home winning streak at the Stephen C. O'Connell Center, which was the third-longest in the country, behind 34 from both Duke and Stephen F. Austin
- Ended Florida's 25-game home non-conference winning streak at the Stephen C. O'Connell Center
- Miami's 90 points scored against Duke in 2015 were the most points scored by an unranked opponent in a regulation win in Cameron Indoor Stadium since NC State's 96 points on Feb. 23, 1983.
- Dealt Duke its last two regular-season losses by 16-or-more points: 27 (90-63) on Jan. 23, 2013 at Miami and 16 (90-74) on Jan. 13, 2015 at Duke
- Handed Duke the most lopsided loss (16 points) an unranked visitor has handed to a ranked Blue Devil team in the ACC era
- Dealt Duke two of its five overall, and three ACC, losses by 16-plus points
- Scored 90 points against Duke twice
- In 2014-15, defeated 500-win coaches Mike Krzyzewski, Jim Boeheim and Billy Donovan
- Won at Cameron Indoor Stadium twice
- Defeated a pair of top-8 teams in the same season, both on the road: No. 6/7 Florida and No. 4 Duke
- Won two true road games against ranked opponents for the first time since 1998-99: No. 6/7 Florida and No. 4 Duke
- First team to defeated Duke and Syracuse on the road in the same season since the 1983-84 season (UNC).

AWARDS

- 2013 Coach of the Year - Jim Larrañaga
- 2013 Naismith Coach of the Year - Jim Larrañaga
- 2013 ACC Coach of the Year - Jim Larrañaga
- 2013 Henry Iba National Coach of the Year - Jim Larrañaga
- 2013 Adolph Rupp Cup Coach of the Year - Jim Larrañaga
- 2013 ACC Player of the Year (Coaches) - Shane Larkin
- 2013 ACC Defensive Player of the Year - Durand Scott
- Nine All-ACC selections: Shane Larkin 1st team, Kenny Kadji 2nd team & 3rd team, Scott H.M. (twice), Rion Brown 3rd team, Tonye Jekiri H.M., Sheldon McClellan H.M., Angel Rodriguez H.M.
- Four All-ACC Defensive Team players: Shane Larkin, Durand Scott, Julian Gamble, Tonye Jekiri
- 2012 ACC All-Rookie Team - Shane Larkin
- ACC All-Academic Team - Raphael Akpejori (2013), Davon Reed (2014, 2015)
- 2013 ACC Tournament MVP - Shane Larkin
- Four ACC All-Tournament team nods: Shane Larkin (1st), Durand Scott (1st), Julian Gamble (2nd), Trey McKinney Jones (2nd)
- Seven ACC Player of the Week awards: Reggie Johnson (2012), Durand Scott (2012 & 2013), Shane Larkin (2013), Angel Rodriguez (2014) and Sheldon McClellan (2014).
- One ACC Rookie of the Week: Shane Larkin (2012)
- Two NIT All-Tournament Team selections: Sheldon McClellan, Davon Reed
- NABC Honors Court: Raphael Akpejori
- ACC Academic Honor Roll: Raphael Akpejori, Justin Heller, Donnavan Kirk

COACH LARRAÑAGA'S MILESTONE VICTORIES

Victory	Date	Opponent	Score	School
50	02/10/88	Miami (Ohio)	65-59	Bowling Green
100	02/23/91	Kent State	84-57	Bowling Green
150	12/22/94	at Ohio State	59-50	Bowling Green
200	12/27/97	Northeastern	66-60	George Mason
250	12/20/00	Coastal Carolina	81-65	George Mason
300	12/02/03	East Carolina	76-65	George Mason
350	01/26/06	William & Mary	81-58	George Mason
400	02/27/08	William & Mary	68-59	George Mason
450	12/08/10	Loyola (Md.)	66-52	George Mason
500	01/05/12	at Georgia Tech	62-49	Miami
550	01/24/15	at Syracuse	66-62	Miami
100th win at Miami		Co. of Charleston, 12/19/15	85-63	



# COACH JIM LARRAÑAGA

## COACHING HONORS

2013 AP Coach of the Year  
 2013 Naismith Coach of the Year  
 2013 Henry Iba Coach of the Year  
 2006 Clair Bee Coach of the Year  
 2013 Adolph Rupp Cup Coach of the Year  
 2013 NABC All-District II Coach  
 2013 USBWA District IV Coach of the Year  
 2013 ACC Coach of the Year  
 2001 & 1999 CAA Coach of the Year  
 1997 MAC Coach of the Year  
 Six NCAA tournament appearances: 2013, 2011, 2008, 2006, 2001, 1999  
 Eight postseason NIT appearances: 2015, 2012, 2009, 2004, 2002, 1997, 1991, 1990  
 Nine 20-win seasons

## NOTABLE COLLEGE PLAYERS COACHED

Shane Larkin (Miami) - ACC Player of the Year, ACC Tournament MVP, USBWA All-District, Sporting News All-American, finalist for Cousy, Naismith & Wooden awards, All-ACC First Team and All-ACC Defensive Team  
 Durand Scott (Miami) - ACC Defensive Player of the Year, ACC Tournament First Team, All-ACC Third Team  
 George Evans (George Mason) - Three-time CAA Player of the Year, CAA Rookie of the Year, three-time CAA Defensive Player of the Year, three-time CAA All-Defensive Team  
 Antonio Daniels (Bowling Green) - MAC Player of the Year, MAC Freshman of the Year

## STUDENT-ATHLETE HONORS

Three All-America players  
 Nine All-Atlantic Coast Conference selections  
 Four ACC All-Tournament team selections  
 Four coaches and three media ACC All-Defensive Team selections  
 28 All-Colonial Athletic Association conference selections  
 Nine CAA All-Defensive Team selections  
 Eight CAA All-Rookie Team selections  
 Three Dean Ehlers Award winners - given to the CAA player who best meets the criteria of academic achievement, leadership and community service.  
 12 All-MAC Conference selections  
 Two MAC Freshman of the Year selections  
 Four MAC All-Freshman Team selections  
 Two NIT All-Tournament Team selections  
 One NABC Honors Court selection  
 Three ACC Academic Honor Roll student-athletes

## NBA PLAYERS COACHED

Lance Blanks	Frank Booker	Rick Carlisle
Antonio Daniels	Jeff Jones	Andrew Kennedy
Jeff Lamp	Shane Larkin	Lewis Latimore
Jason Miskiri	Olden Polynice	Lee Raker
Ralph Sampson	Tom Sheehey	Clinton Venable
Othell Wilson	Ricky Wilson	

## WINNINGEST ACTIVE COACHES VS. MAJOR SCHOOLS

-as of Nov. 2015

Rank		vs. Major Schools
1	Mike Krzyzewski, Duke	1,018
2	Jim Boeheim, Syracuse	966
3	Roy Williams, North Carolina	750
4	Rick Pitino, Louisville	720
5	Cliff Ellis, Coastal Carolina	694
6	Bob Huggins, West Virginia	693
7	John Calipari, Kentucky	635
8	Rick Barnes, Tennessee	604
9	Lon Kruger, Oklahoma	561
10	Bill Self, Kansas	559
11	Tubby Smith, Texas Tech	538
<b>12 Tie</b>	<b>Jim Larrañaga, Miami</b>	<b>533</b>
12 Tie	Dana Altman, Oregon	533
14	John Beilein, Michigan	459
15	Kelvin Sampson, Houston	438

## LARRAÑAGA YEAR-BY-YEAR

Year	School	Overall	Conference	Post
		W-L	W-L	Finish Season
1977-78	American International	14-13		
1978-79	American International	13-13		
1986-87	Bowling Green	15-14	10-6	3
1987-88	Bowling Green	12-16	7-9	t-5
1988-89	Bowling Green	13-15	6-10	t-6
1989-90	Bowling Green	18-11	9-7	t-3 NIT 0-1
1990-91	Bowling Green	17-13	9-7	t-4 NIT 0-1
1991-92	Bowling Green	14-15	8-8	5
1992-93	Bowling Green	11-16	8-10	t-6
1993-94	Bowling Green	18-10	12-6	t-2
1994-95	Bowling Green	16-11	10-8	t-5
1995-96	Bowling Green	14-13	9-9	t-6
1996-97	Bowling Green	22-10	13-5	t-1 NIT 0-1
1997-98	George Mason	9-18	6-10	6
1998-99	George Mason	19-11	13-3	1 NCAA 0-1
1999-00	George Mason	19-11	12-4	t-1
2000-01	George Mason	18-12	11-5	3 NCAA 0-1
2001-02	George Mason	19-10	13-5	2 NIT 0-1
2002-03	George Mason	16-12	11-7	4
2003-04	George Mason	23-10	12-6	3 NIT 2-1
2004-05	George Mason	16-13	10-8	6
2005-06	George Mason	27-8	15-3	t-1 NCAA 4-1
2006-07	George Mason	18-15	9-9	5
2007-08	George Mason	23-11	12-6	2 NCAA 0-1
2008-09	George Mason	22-11	13-5	2 NIT 0-1
2009-10	George Mason	17-15	12-6	4 CIT 0-1
2010-11	George Mason	27-7	16-2	1 NCAA 1-1
2011-12	Miami	20-13	9-7	t-4 NIT 1-1
2012-13	Miami	29-7	15-3	1 NCAA 2-1
2013-14	Miami	17-16	7-11	10
2014-15	Miami	25-13	10-8	6 NIT 4-1
2015-16	Miami	16-4	5-3	
<b>Overall</b>		<b>577-387</b>	<b>312-196</b>	<b>14-15</b>

## WINNINGEST COACHES

All-Time -as of Nov. 2015

Name	Total Wins
1 Mike Krzyzewski	1018
2 Jim Boeheim	966
3 Bob Knight	902
4 Dean Smith	879
5 Adolph Rupp	876
6 Jim Calhoun	873
7 Jim Phelan	830
8 Eddie Sutton	806
9 Lefty Driesell	786
10 Lute Olson	780
11 Lou Henson	779
12 Cliff Ellis	770
13 Bob Huggins	765
14 Ed Diddle	759
15 Henry Iba	755
16 Roy Williams	750
17 Phog Allen	746
18 Rollie Massimino	745
19 John Chaney	741
20 Bo Ryan	740
21 Jerry Tarkanian	729
22 Norm Stewart	729
23 Ray Meyer	724
24 Rick Pitino	722
25 Don Haskins	719
26 Rick Byrd	711
27 Jerry Sloucum	699
28 Mike Montgomery	677
29 Denny Crum	675
30 Gary Williams	668
31 John Wooden	664
32 Larry Hunter	664
33 Ralph Miller	657
34 Tom Penders	649
35 Gene Bartow	647
36 John Beilein	642
37 Billy Tubbs	641
38 Homer Drew	640
39 Marv Harshman	637
40 Hugh Durham	633
41 Norm Sloan	624
42 Stew Morrill	620
43 Ben Braun	615
44 Rick Barnes	604
45 Slats Gill	599
46 Tom Davis	598
47 Abe Lemons	597
48 John Thompson	596
49 John Calipari	593
50 Guy Lewis	592
51 Bobby Cremins	579
52 Pat Douglass	573
53 Eldon Miller	568
54 Davey Whitney	566
55 Gale Catlett	565
56 Gary Colson	563
<b>T57 Jim Larrañaga</b>	<b>561</b>
T57 Lon Kruger	561
59 John Kresse	560
60 Bill Self	559
61 Tony Hinkle	558
62 Glenn Wilkes	551

MIAMI HIGHS	OPPONENT HIGHS	MIAMI LOWS	OPPONENT LOWS
Points 105, vs. Mississippi State 11/19	Points 85, at NC State, 1/30	Points 58, at Virginia, 1/12	Points 49, at La Salle, 12/22
Points/Half 59 (1st), vs. Mississippi State 11/19	Points/Half 50, vs. Louisiana 11/16	Points/Half 17 (1st), vs. Syracuse, 1/2	Points/Half 21 (1st), vs. Charlotte, 12/5
Field Goals Made 34 (2x) last at La Salle, 12/22	Field Goals Made 30, vs. Mississippi State 11/19	Field Goals Made 18, vs. Syracuse, 1/2	Field Goals Made 17, at La Salle, 12/22
Field Goal Att. 64 (2x) last vs. Wake Forest, 1/23	Field Goal Att. 67, vs. Charlotte, 12/5	Field Goal Att. 50, at Virginia, 1/12	Field Goal Att. 47, at Virginia, 1/12
Field Goal Pct. 56.7, vs. Mississippi State 11/19	Field Goal Pct. 50.9, at NC State, 1/30	Field Goal Pct. 34.6, vs. Syracuse, 1/2	Field Goal Pct. 29.8, at La Salle, 12/22
3-Point FG Made 12, vs. Louisiana 11/16	3-Point FG Made 12, vs. Northeastern, 11/27	3-Point FG Made 2, at Boston College, 1/20	3-Point FG Made 1, vs. Florida, 12/8
3-Point FG Att. 31, vs. UTRGV 11/13	3-Point FG Att. 24, at La Salle, 12/22	3-Point FG Att. 10, at Boston College, 1/20	3-Point FG Att. 7, at Virginia, 1/12
Free Throws Made 28, vs. Mississippi State 11/19	Free Throws Made 26, at NC State, 1/30	Free Throws Made 7, vs. Northeastern, 11/27	Free Throws Made 8 (3x) last at Boston College, 1/20
Free Throw Att. 38, vs. Mississippi State 11/19	Free Throw Att. 31, at NC State, 1/30	Free Throw Att. 9, vs. Northeastern, 11/27	Free Throw Att. 12 (2x) last at Nebraska, 12/1
Rebounds 51, at La Salle, 12/22	Rebounds 41 (2x) last at NC State, 1/30	Rebounds 23, at NC State, 1/30	Rebounds 24, at La Salle, 12/22
Assists 24, vs. Duke, 1/25	Assists 15, at Clemson, 1/16	Assists 8 (2x) last at Virginia, 1/12	Assists 5, vs. Princeton, 12/29
Steals 12 (2x) last vs. Wake Forest, 1/23	Steals 13, vs. College of Charleston, 12/19	Steals 2, vs. Princeton, 12/29	Steals 1 (2x) last at Virginia, 1/12
Blocks 7 (4x) last vs. Duke, 1/25	Blocks 5 (2x) last at Boston College, 1/20	Blocks 0, vs UTRGV 11/13	Blocks 0 (2x) last vs. Duke, 1/25
Turnovers 17, vs. College of Charleston, 12/19	Turnovers 19, vs. Syracuse, 1/2	Turnovers 7 (2x) last vs. Duke, 1/25	Turnovers 5, vs. Charlotte, 12/5
Bench Points 50, vs. Mississippi State 11/19	Bench Points 25 (3x) last vs. Charlotte, 12/5	Bench Points 3, vs. Florida, 12/8	Bench Points 7 (2x) last vs. Duke, 1/25
Victory Margin 46, at La Salle, 12/22	Victory Margin 16, at NC State, 1/30	Victory Margin 5, at Nebraska, 12/1	Victory Margin 1, vs. Northeastern, 11/27

MIAMI INDIVIDUAL HIGHS	
Points	27, Sheldon McClellan, vs. Utah 11/20
Field Goals Made	10, Sheldon McClellan, vs. Utah 11/20
Field Goal Attempts	14, Sheldon McClellan, at NC State, 1/30
3-Point FG Made	4 (3x), last Ivan Cruz Uceda, at La Salle, 12/22
3-Point FG Attempts	9, Sheldon McClellan, at NC State, 1/30
Free Throws Made	12, Sheldon McClellan, vs. Syracuse, 1/2
Free Throw Attempts	14, Sheldon McClellan, vs. Syracuse, 1/2
Rebounds	17, Tonye Jekiri, at Boston College, 1/20
Assists	11, Angel Rodriguez, vs. Duke, 1/25
Blocks	5, Tonye Jekiri, vs. Northeastern, 11/27

OPPONENT INDIVIDUAL HIGHS	
Points	30, Cat Barber, at NC State, 1/30
Field Goals Made	11, Shavon Shields, at Nebraska, 12/1
Field Goal Attempts	25, Shavon Shields, at Nebraska, 12/1
3-Point FG Made	5 (3x) last Malachi Richardson, Syracuse, 1/2
3-Point FG Attempts	10 Quincy Ford, vs. Northeastern, 11/27
Free Throws Made	11, David Walker, vs. Northeastern, 11/27
Free Throw Attempts	12, David Walker, vs. Northeastern, 11/27
Rebounds	13, Shawn Long, vs. Louisiana, 11/16
Assists	8 (2x) last Eli Carter, at Boston College, 1/20
Blocks	4, Jake Hammond, at Nebraska, 12/1

THE LAST TIME ...

Player Scored 30 Points

Miami Sheldon McClellan (31), at Charlotte, 11/25/14  
Opponent Cat Barber (30), at NC State, 1/30/16

Player Scored 35 Points

Miami Jack McClinton (35) vs. North Carolina, 3/15/09  
Opponent Xavier Rathan-Mayes (35) Florida State, 2/25/15

Player Scored 40 Points

Miami Darius Rice (43) vs. Connecticut, 1/20/03  
Opponent Sean Singletary (41), Virginia, 3/1/08

Two Players Scored 20 Points

Miami Sheldon McClellan (27), Tonye Jekiri (20), Utah, 11/20/15  
Opponent David Walker (21), Quincy Ford (24), Northeastern, 11/27/15

Three Players Scored 20 Points

Miami Dwayne Collins (23), Brian Asbury (21), Jack McClinton (20) vs. Virginia Tech, 1/25/09  
Opponent Travis Mays (40), Alvin Heggs (22), Lance Blanks (21), Texas, 2/22/89

Five (not 5+) Players Scored in Double Figures

Miami Ivan Cruz Uceda (20), Sheldon McClellan (14), Angel Rodriguez (11), Tonye Jekiri (10), Ja'Quan Newton (10), at La Salle, 12/22/15  
Opponent Shawn Long (21), Jay Wright (13), Kasey Shepherd (12), Bryce Washington (11), Devonta Walker (11) vs. Louisiana 11/16/15

Six (not 6+) Players Scored in Double Figures

Miami Davon Reed (19), Angel Rodriguez (18), Sheldon McClellan (16), Ivan Cruz Uceda (13), Anthony Lawrence (12), Ja'Quan Newton (11) vs. Louisiana 11/16/15

Seven+ Players Scored in Double Figures

Miami Sheldon McClellan (18), Ja'Quan Newton (15), James Palmer (14), Ebuka Izundu (11) Angel Rodriguez (11), Ivan Cruz Uceda (10), Anthony Lawrence Jr. (10) vs. Mississippi State 11/19/15

Player Grabbed 15 Rebounds

Miami Tonye Jekiri (15) at Louisville, 2/21/15  
Opponent Jahlil Okafor (15), at Duke, 1/13/15

Two Players Grabbed 10 Rebounds

Miami Tonye Jekiri (14), Kamari Murphy (10), at La Salle, 12/22/15  
Opponent Tyler Roberson (11), Tyler Lydon (10), Syracuse, 1/2/16

Three Players Grabbed 10 Rebounds

Miami Mark Richardson (11), Eric Brown (10), Joe Wylie (10) vs. FIU, 3/6/89  
Opponent Matt Harpring (12), Dion Glover (10), Michael Maddox (10), Georgia Tech, 12/27/97

Player Had 10 Assists

Miami Angel Rodriguez (11), vs. Duke, 1/25/16  
Opponent Kris Dunn (13), Providence, 12/22/14

Player Had 10 Blocks

Miami Anthony King (10) vs. Florida Atlantic, 11/29/04  
Opponent Jarvis Varnado (10), Mississippi State, 12/13/07

Player Had a Double-Double

Miami Angel Rodriguez (13 pts, 11 ast) vs. Duke, 1/25/16  
Opponent Brandon Ingram (19 pts, 10 reb) vs. Duke, 1/25/16

Player Had a Triple-Double

Miami Anthony King (11 pts, 10 reb, 13 blks) vs. Florida Atlantic, 11/29/04  
Opponent Brendan Haywood (18 pts, 14 reb, 10 blks), North Carolina, 12/4/00

Two Players Had Double-Doubles

Miami Reggie Johnson (22 pts, 11 rebs) & Kenny Kadji (12 pts, 12 rebs), vs. Stetson, 11/9/12  
Opponent Brice Johnson (22 pts, 11 rebs) & J.P. Tokoto (10 pts, 10 rebs), North Carolina, 2/28/15

Team Scored 100 Points

Miami 105 vs. Mississippi State, 11/19/15  
Opponent 105, North Carolina, 1/31/07

Team Scored 50 Points in a Half

Miami 55 (2nd half) at La Salle, 12/22/15  
Opponent 50 (2nd half) vs. Louisiana, 11/16/15

Team Shot 50 Percent in Both Halves

Miami .500 (15-30) / .559 (19-34) at La Salle, 12/22/15  
Opponent .563 (9-16) / .520 (13-25) at Florida State, 2/1/15

Team Shot 60 Percent in a Half

Miami .621 (18-29), second half, vs. Princeton, 12/29/15  
Opponent .611 (11-18), second half, at Virginia, 1/12/16

Team Shot 70 Percent in a Half

Miami .739 (17-23), first half, at Florida State, 2/13/13

Team Shot 60 Percent in a Game

Miami .638 (30-47), at Florida State, 2/13/13  
Opponent .622 (23-37), Clemson, 12/21/08

Team Shot Less Than 30 Percent in a Game

Miami .293 (12-41), vs. Eastern Kentucky, 12/19/14  
Opponent .298 (9-19), at La Salle, 12/22/15

THE LAST TIME A MIAMI FRESHMAN ...

Scored 26+ Points:	Durand Scott, 29, vs. North Carolina, 3/02/10
Scored 20-25 Points:	Deandre Burnett, 21, vs. Green Bay, 12/6/14
Perfect from Field (5+ att):	Reggie Johnson (RS), 8-of-8, vs. Wake Forest, 3/11/10
Perfect from 3-Point (3+ att):	Anthony Lawrence, 3-of-3, vs. Charleston, 12/19/15
10+ Rebounds:	Reggie Johnson (RS), 12, vs. Virginia Tech, 03/12/10
10+ Assists:	Durand Scott, 10, vs. North Carolina Central, 11/14/09
5-9 Assists:	Ja'Quan Newton, 5, at Notre Dame, 1/17/15
5+ Steals:	Shane Larkin, 6, vs. North Carolina, 01/10/12
4+ Blocks:	Raphael Akpejori, 4, McNeese State, 11/24/10
Double-Double:	Julian Gamble (RS), 13 points, 13 rebounds, North Florida, 12/31/08









# IVAN CRUZ UCEDA

Senior | Forward | 6-10 | 217

# 33

Madrid, Spain | Harcum College (Pa.)

### Cruz Uceda Season/Career/ACC highs

#### Points

Season: 20, at La Salle, 12/22/15  
Career: 20, at La Salle, 12/22/15  
ACC: 18, at Virginia Tech, 3/7/15

#### Rebounds

Season: 7, vs. UTRGV, 11/13/15  
Career: 7 (2x) last vs. UTRGV, 11/13/15  
ACC: 6 (2x) last vs. Wake Forest, 1/23/16

#### Assists

Season: 1 (6x) last vs. Duke, 1/25/16  
Career: 1 (10x) last vs. Duke, 1/25/16  
ACC: 1 (5x) last vs. Duke, 1/25/16

#### Steals

Season: 2, vs. Charleston, 12/19/15  
Career: 2 (2x) last vs. Charleston, 12/19/15  
ACC: 2, vs. Louisville, 2/3/15

#### Blocked Shots

Season: 2 (2x) last vs. Wake Forest, 1/23/16  
Career: 2 (4x) last vs. Wake Forest, 1/23/16  
ACC: 2, vs. Wake Forest, 1/23/16

#### Field Goals

Season: 7, at La Salle, 12/22/15  
Career: 7 (2x) last at La Salle, 12/22/15  
ACC: 7, at Virginia Tech, 3/7/15

#### Field Goal Attempts

Season: 9, vs. UTRGV, 11/13/15  
Career: 11, at Virginia Tech, 3/7/15  
ACC: 11, at Virginia Tech, 3/7/15

#### Free Throws

Season: 2 (4x) last vs. Wake Forest, 1/23/16  
Career: 5, vs. Florida State, 2/25/15  
ACC: 5, vs. Florida State, 2/25/15

#### Free Throw Attempts

Season: 2 (4x) last vs. Wake Forest, 1/23/16  
Career: 6, vs. Florida State, 2/25/15  
ACC: 6, vs. Florida State, 2/25/15

#### 3-Point Field Goals

Season: 4 (2x) last at La Salle, 12/22/15  
Career: 4 (2x) last at La Salle, 12/22/15  
ACC: 3 (3x) last at Virginia Tech, 3/7/15

#### 3-Point Field Goal Attempts

Season: 7, vs. UTRGV, 11/13/15  
Career: 7 (2x) last vs. UTRGV, 11/13/15  
ACC: 7, vs. North Carolina, 2/28/15

#### Minutes

Season: 29, vs. Louisiana, 11/16/15  
Career: 32, vs. Alabama, 3/21/15  
ACC: 25, vs. North Carolina, 2/28/15

2014-15			
Opposition	P	R	A
at Notre Dame	2	0	0
NC State	2	2	0
at Syracuse	3	5	1
Georgia Tech	5	4	1
at Florida State	2	1	0
Louisville	4	4	0
Clemson	10	5	0
at Wake Forest	2	3	0
Virginia Tech	0	1	0
at Louisville	0	5	1
Florida State	5	3	0
North Carolina	11	2	0
at Pittsburgh	5	3	0
at Virginia Tech	18	5	0
vs Virginia Tech	4	3	0
vs Notre Dame	10	4	0
NC Central	8	5	0
Alabama	9	7	0
at Richmond	0	3	0
vs Temple	6	4	0
vs Stanford	3	5	1

- First name Ivan is pronounced E-von. Last name is Cruise Ew-say-duh. Born in Madrid, Spain. First language is Spanish.
- European style game; Vlade Divac type of player.
- Inside-outside threat. Great shooter for his size.
- Clever player. Will beat guys with his intelligence and skill.
- Very good passer. Good instincts for offensive situations.
- Transformed his body losing 20 pounds and gaining muscle in summer 2015. Now is much quicker and more athletic. Never consistently lifted weights before coming to Miami.
- Did not speak English before attending Harcum College.
- All-American (H.M.) and All-National Tournament Team at Harcum.
- Set school record for rebounds in game (29) and career (635) at Harcum.
- Averaged 14.6 points, 9.6 rebounds, 2.0 assists, 1.1 steals and 1.1 blocks per game at Harcum.
- Helped lead Harcum to the junior college national semifinals.
- Holds season record for 3-point percentage (45.5%).

- Favorites: Food: Cocido (chickpea-based stew from Madrid, Spain). Athlete: Drazen Petrovic. Pro Sports Team: Real Madrid. Music: 80s Music, Otis Redding, Marvin Gaye. Movie: Scarface. TV Show: Spartacus. Book: Drazen Petrovic books. Pro athlete: Larry Bird. Cuban dish: Rice and beans with fried plantains. Ice cream: Mint chip. Favorite place on campus: Weight room.
- Biggest fear: Insects. Best advice received: Believe in yourself. Why UM: Coaches and location. Started playing basketball: 12 years old.

**As a Junior (2014-15):** Started 6 of 21 games played after missing first 16 due to NCAA transfer rules ... Scored in double digits four times ... Hit multiple 3-pointers six times ... Notched 3-pointer in 12 outings ... In two ACC Tournament games, averaged 7.0 points and 3.5 rebounds in 19.0 minutes ... In five NIT games averaged 5.2 points and 4.8 rebounds in 25.6 minutes per game ...

**Harcum College:** Ranked No. 55 overall by ESPN ... All-American (H.M.) ... All-National Tournament Team ... Averaged 14.6 points, 9.6 rebounds, 2.0 assists, 1.1 steals and 1.1 blocks in 23.3 minutes per game in second season ... Hit 62.5 percent from field, 45.5 percent from long range and 72.4 percent at line ... Advanced to NJCAA Division I National Semifinals in Hutchinson, Kan., marking first final four appearance in school history ... In NJCAA Region XV Championship, hit 15 of team-best 21 points from behind 3-point line, making five of 10 tries, and grabbed 12 rebounds ... Set school record for rebounds in game (29) and career (635) ... Fourth-highest scorer in Harcum history with 957 points, sixth in blocked shots (76) ... Holds season record for 3-point percentage (45.5%) ... Honors Society.

**Personal:** First name Ivan is pronounced E-von ... Last name is Cruise Ew-say-duh ... Born Oct. 24, 1991 in Madrid, Spain ... Son of Jose Gabriel Cruz and Pilar Uceda ... Brother to Maria ... Father played pro basketball for Club Deportivo Cajamadrid in Spain ... Will graduate in May 2016 with B.S. Ed. in sports administration ... Attended Giner de los Rios High School ... Played basketball for Estudiantes in Spain where he averaged 12 points and seven rebounds per game ... Also played for Club Baloncesto Alcobendas, Colegio Brains, Club Baloncesto Las Rozas ... Also recruited by Marquette, Ohio State, Penn State and Villanova.

CRUZ UCEDA CAREER STATISTICS								3-Point			Free Throws			Rebounds				Scoring							
Season	GP	GS	Min.	Avg.	FG	FGA	Pct.	FG	FGA	Pct.	FT	FTA	Pct.	Off.	Def.	Tot.	Avg.	PF	FO	Ast.	TO	Blk	Stl	Pts.	Avg.
2014-15	21	6	360	17.1	37	99	.374	21	62	.339	14	17	.824	18	56	74	3.5	19	0	4	13	5	8	109	5.2
2015-16	20	6	337	16.9	45	88	.511	30	64	.469	8	8	1.000	13	53	66	3.3	43	0	6	14	6	4	128	6.4
<b>TOTAL</b>	<b>41</b>	<b>12</b>	<b>697</b>	<b>17.0</b>	<b>82</b>	<b>187</b>	<b>.439</b>	<b>51</b>	<b>126</b>	<b>.405</b>	<b>22</b>	<b>25</b>	<b>.880</b>	<b>31</b>	<b>109</b>	<b>140</b>	<b>3.4</b>	<b>62</b>	<b>0</b>	<b>10</b>	<b>27</b>	<b>11</b>	<b>12</b>	<b>237</b>	<b>5.8</b>

CRUZ UCEDA 2015-16		TOTAL		3-PTS			FREE THROWS			REBOUNDS				PF				FO		A		TO		Blk		Stl		Pts		Avg	
Opponent	Date	GS	Min	FG	FGA	Pct	3FG	FGA	Pct	FT	FTA	Pct	Off	Def	Tot	Avg	PF	FO	A	TO	Blk	Stl	Pts	Avg							
UTRGV	11-13-15	*	26	5	9	.556	4	7	.571	2	2	1.000	1	6	7	7.0	2	0	1	1	0	1	16	16.0							
LOUISIANA	11-16-15	*	29	5	7	.714	3	5	.600	0	0	.000	0	3	3	5.0	3	0	0	0	0	0	13	14.5							
vs Mississippi State	11-19-15	*	22	4	6	.667	2	3	.667	0	0	.000	0	6	6	5.3	3	0	0	1	0	1	10	13.0							
vs Utah	11-20-15	*	18	1	4	.250	1	3	.333	0	0	.000	1	1	2	4.5	2	0	0	1	0	0	3	10.5							
vs Butler	11-22-15	*	20	3	4	.750	2	3	.667	0	0	.000	1	3	4	4.4	1	0	0	2	0	0	8	10.0							
NORTHEASTERN	11-27-15	*	14	1	3	.333	1	3	.333	0	0	.000	0	0	0	3.7	1	0	1	0	0	0	3	8.8							
at Nebraska	12-01-15		9	0	2	.000	0	2	.000	0	0	.000	1	1	2	3.4	1	0	0	1	0	0	0	7.6							
CHARLOTTE	12-05-15		24	4	5	.800	3	4	.750	0	0	.000	0	6	6	3.8	3	0	1	1	0	0	11	8.0							
FLORIDA	12-08-15		13	0	4	.000	0	2	.000	0	0	.000	0	3	3	3.7	3	0	0	1	0	0	0	7.1							
CO. OF CHARLESTON	12-19-15		16	1	2	.500	1	2	.500	0	0	.000	1	2	3	3.6	4	0	1	2	0	2	3	6.7							
at La Salle	12-22-15		18	7	8	.875	4	5	.800	2	2	1.000	1	5	6	3.8	3	0	0	1	0	0	20	7.9							
PRINCETON	12-29-15		12	3	3	1.000	2	2	1.000	0	0	.000	0	1	1	3.6	4	0	0	1	1	0	8	7.9							
SYRACUSE	01-02-16		18	1	6	.167	1	5	.200	2	2	1.000	2	4	6	3.8	0	0	0	0	0	0	5	7.7							
FLORIDA STATE	01-09-16		18	3	6	.500	1	4	.250	0	0	.000	0	3	3	3.7	2	0	1	1	1	0	7	7.6							
at Virginia	01-12-16		22	2	5	.400	2	5	.400	0	0	.000	0	2	2	3.6	2	0	0	0	0	0	6	7.5							
at Clemson	01-16-16		10	2	2	1.000	1	1	1.000	0	0	.000	0	0	0	3.4	0	0	0	0	0	0	5	7.4							
at Boston College	01-20-16		12	1	2	.500	0	0	.000	0	0	.000	2	2	4	3.4	1	0	0	1	0	0	2	7.1							
WAKE FOREST	01-23-16		15	2	6	.333	2	4	.500	2	2	1.000	2	4	6	3.6	3	0	0	0	2	0	8	7.1							
DUKE	01-25-16		11	0	1	.000	0	1	.000	0	0	.000	1	1	2	3.5	2	0	1	1	0	0	0	6.7							
at NC State	01-30-16		10	0	3	.000	0	3	.000	0	0	.000	0	0	0	3.3	3	0	0	1	0	0	0	6.4							









# ANTHONY LAWRENCE, JR.

Freshman | Guard | 6-7 | 210

3

St. Petersburg, Fla. | Lakewood Senior HS

- Can play multiple positions. Was point guard in high school and will play small forward at Miami.
- Athletic and can attack the basket with authority.
- Son of a high school coach.

- Favorites: Athlete: LeBron James. Sports Team: Cleveland Cavaliers. Video Game: 2K. Class at UM: Acting. Movie: Friday. TV Show: Martin. Musical Artist: Future. Place on campus: BUC.

### Prep

Led Lakewood Senior High School team to the Class 5A state championship game as a junior ... Scored 18 points in the championship game and totaled 25 rebounds in two state tournament games ... Averaged 20 points and 13 rebounds as a junior at Lakewood, and in sophomore campaign, averaged 21 points, eight rebounds and four steals ... Listed as a three-star recruit by ESPN.

### Personal

Born Sept. 6, 1996 in St. Petersburg, Fla. ... Son of Anthony Sr. and Zelia ... One sister, Taylor ... Majoring in sports administration ... Played AAU ball for Each 1 Teach 1 Elite ... Chose Miami over offers from USC, Clemson and Texas, among others ... Anthony's father, Anthony Lawrence Sr., was a two-year letterman at Miami from 1991-93. After college, he played overseas in Portugal, Mexico and the Dominican Republic ... Lawrence Jr.'s uncle, Patrick, also played at Miami from 1991-94.

### Lawrence, Jr. Season Highs

- Points**  
Season: 13, at Nebraska, 12/1/15  
ACC: 3, at Clemson, 1/16/16
- Rebounds**  
Season: 7, at Nebraska, 12/1/15  
ACC: 2, vs. Syracuse, 1/2/16
- Assists**  
Season: 4, vs. Louisiana, 11/16/15  
ACC: 1, at Boston College, 1/20/16
- Steals**  
Season: 2 (4x) last vs. Charleston, 12/19/15  
ACC: 1 (2x) last at Boston College, 1/20/16
- Blocked Shots**  
Season: 1 (2x) last at NC State, 1/30/16  
ACC: 1, at NC State, 1/30/16
- Field Goals**  
Season: 5, at Nebraska, 12/1/15  
ACC: 1, at Clemson, 1/16/16
- Field Goal Attempts**  
Season: 7 (2x) last at Nebraska, 12/1/15  
ACC: 3, at Boston College, 1/20/16
- Free Throws**  
Season: 5, vs. Louisiana, 11/16/15  
ACC: 1, vs. Syracuse, 1/2/16
- Free Throw Attempts**  
Season: 6, vs. Louisiana, 11/16/15  
ACC: 2 (4x) last at Boston College, 1/20/16
- 3-Point Field Goals**  
Season: 3 vs. Charleston, 12/19/15  
ACC: --
- 3-Point Field Goal Attempts**  
Season: 3 (3x) last vs. Charleston, 12/19/15  
ACC: 1 (2x) last at Boston College, 1/20/16
- Minutes**  
Season: 25, vs. Louisiana, 11/16/15  
ACC: 12, at Clemson, 1/16/16

### LAWRENCE CAREER STATISTICS

Season	GP	GS	Min.	Avg.	FG	FGA	Pct.	3-Point FG	3-Point FGA	3-Point Pct.	FT	FTA	Pct.	Off.	Def.	Tot.	Avg.	PF	FO	Ast.	TO	Blk	Stl	Pts.	Avg.
2015-16	18	0	192	10.7	24	51	.471	8	22	.364	13	23	.565	13	18	31	1.7	23	0	15	4	2	10	69	3.8

LAWRENCE 2015-16		TOTAL			3-PTS			FREE THROWS			REBOUNDS				Scoring											
Opponent	Date	GS	Min	FG	FGA	Pct	3FG	FGA	Pct	FT	FTA	Pct	Off	Def	Tot	Avg	PF	FO	A	TO	Blk	Stl	Pts	Avg		
UTRGV	11-13-15		6	0	1	.000	0	0	.000	1	2	.500	2	0	2	2.0	1	0	0	1	0	0	1	1.0		
LOUISIANA	11-16-15		25	3	6	.500	1	2	.500	5	6	.833	2	4	6	4.0	3	0	4	1	1	2	12	6.5		
vs Mississippi State	11-19-15		22	3	7	.429	0	2	.000	4	6	.667	2	2	4	4.0	3	0	2	0	0	2	10	7.7		
vs Utah	11-20-15		14	0	1	.000	0	1	.000	0	0	.000	0	0	0	3.0	2	0	2	0	0	0	0	5.8		
vs Butler	11-22-15		12	3	6	.500	1	3	.333	0	0	.000	0	1	1	2.6	1	0	1	0	0	2	7	6.0		
NORTHEASTERN	11-27-15		5	0	1	.000	0	0	.000	0	0	.000	1	0	1	2.3	1	0	0	0	0	0	0	5.0		
at Nebraska	12-01-15		14	5	7	.714	2	3	.667	1	1	1.000	2	5	7	3.0	1	0	0	0	0	0	13	6.1		
CHARLOTTE	12-05-15		15	4	5	.800	1	2	.500	0	0	.000	1	0	1	2.8	1	0	1	0	0	0	9	6.5		
FLORIDA	12-08-15		DNP - illness																							
CO. OF CHARLESTON	12-19-15		16	4	4	1.000	3	3	1.000	0	0	.000	0	2	2	2.7	4	0	1	1	0	2	11	7.0		
at La Salle	12-22-15		14	1	4	.250	0	2	.000	0	0	.000	1	1	2	2.6	1	0	3	0	0	0	2	6.5		
PRINCETON	12-29-15		10	0	1	.000	0	1	.000	0	0	.000	0	1	1	2.5	1	0	0	0	0	0	0	5.9		
SYRACUSE	01-02-16		5	0	1	.000	0	0	.000	1	2	.500	1	1	2	2.4	0	0	0	0	0	0	1	5.5		
FLORIDA STATE	01-09-16		6	0	2	.000	0	1	.000	0	0	.000	0	0	0	2.2	0	0	0	0	0	0	0	5.1		
at Virginia	01-12-16		8	0	0	.000	0	0	.000	0	2	.000	1	0	1	2.1	2	0	0	1	0	0	0	4.7		
at Clemson	01-16-16		12	1	1	1.000	0	0	.000	1	2	.500	0	1	1	2.1	0	0	0	0	0	1	3	4.6		
at Boston College	01-20-16		4	0	3	.000	0	1	.000	0	2	.000	0	0	0	1.9	0	0	1	0	0	1	0	4.3		
WAKE FOREST	01-23-16		1	0	1	.000	0	1	.000	0	0	.000	0	0	0	1.8	0	0	0	0	0	0	0	4.1		
DUKE	01-25-16		DNP																							
at NC State	01-30-16		3	0	0	.000	0	0	.000	0	0	.000	0	0	0	1.7	2	0	0	0	1	0	0	3.8		





# RASHAD MUHAMMAD

Junior | Guard | 6-6 | 160

1

Las Vegas, Nev. | San Jose State | Bishop Gorman HS

- Big time scorer with deep range.
- Using redshirt season at Miami to gain strength.
- From an athletic family: Brother is Minnesota Timberwolves player Shabazz Muhammad; Mother was PG and track star at Long Beach State; Father was PG for USC; Sister is professional tennis player; Uncle played in NFL; Aunt played basketball for Cal State Fullerton.

• Favorites: Food: Surf and turf. Athlete: Kobe Bryant. Professional teams: Lakers, Timberwolves, Raiders. Midnight snack: Cereal. Ice Cream: Chocolate. Cereal: Cinnamon Toast Crunch. Movie: More than a Game. TV Show: Fresh Prince of Bel Air. Musical Artist: Lil Wayne. Place on Campus: The gym.

### As a Junior at Miami (2015-16)

Will sit out the 2015-16 season after transferring from San Jose State in August, 2015.

### As a Sophomore at San Jose State (2014-15)

Led Spartans in scoring for second-straight season at 13.9 points per game ... Averaged 3.3 rebounds, 1.1 assists and 32.3 minutes over 27 games ... Scored in double-figures 21 times ... Led team in scoring in 15 games ... Five 20-point performances ... Season-high 27 points versus San Diego State (1/21) ... Season-high 10 rebounds to go along with 23 points at Wyoming (2/14) ... Splashed in 59 three-point baskets moving him into third all-time at San José State with 134 ... Multiple threes in 19 games ... Scored 26 points and matched a career-high for made threes in a game with six at Air Force (1/7) ... Third in the conference during Mountain West play at 2.5 made threes per game ... Career-high five assists versus Utah State (2/14) ... Shot free throws at 79.6 percent ... 20 points at UC Davis (12/3) ... 22 points versus Saint Katherine (12/9) ... Recorded two steals in three different games.

### As a Freshman at San Jose State (2013-14)

Played in all 31 games and started three - at Weber State and against Fresno State and Boise State ... One of first players off bench ... Averaged team-best 13.2 points per game and 2.9 rebounds per game ... Set Mountain West freshman record for three pointers made in season at 75 ... Second-highest single-season three-pointers made and fourth-high three-pointers attempted at San José State ... Scored in double figures in 22 games ... 408 points on the season ... 20+ points in five games ... Scored a season-high 28 points in three-overtime win against UC Davis and 28 points against Colorado State ... Hit season-best six three-pointers against UC Davis and at Utah State ... Added 23 points at Portland, 21 points at Houston and 20 at Utah State ... Led team in scoring in 16 games ... Attempted at least 10 shots in 20 games ... Made at least one three-pointer in 12 straight games and 28 of 31 games ... Made 75 of 190 three-point attempts ... Shot 81.3 percent from free throw line ... Grabbed seven rebounds against Pacific and six rebounds against Milwaukee and at Wyoming and Fresno State ... Dished out at least one assist in 17 games ... Three assists at New Mexico ... Two steals at Northern Illinois, against James Madison and at Utah State and Air Force.

### High School

Played at Bishop Gorman High School in Las Vegas ... Averaged 19 points senior year and led team to 29-3 record ... Team finished No. 15 in USA Today and ESPN polls ... Team won back-to-back Division I state championships ... Averaged 4.2 rebounds and 2.3 assists senior year.

### Personal

Born January 6, 1994, in Las Vegas ... Son of Faye Muhammad, former point guard and track star at Long Beach State, and Ronald Muhammad, former point guard for USC ... Younger brother of Shabazz Muhammad, former UCLA player who is currently with Minnesota Timberwolves ... Sister, Asia, is a professional tennis player ... Uncle, Stephone Paige, played nine seasons in the NFL ... Aunt, Robin Paige, was four-year starter for Cal State Fullerton ... Majoring in sociology.

2013-14				2014-15			
Opposition	P	R	A	Opposition	P	R	A
at Santa Clara	15	2	1	Bethesda	17	3	2
vs. Milwaukee	17	6	0	Portland	5	2	2
at Northern Illinois	11	3	1	Pepperdine	9	2	2
vs. James Madison	18	3	1	at Cal State Fullerton	11	2	0
at Pepperdine	14	1	2	vs. Washington	15	2	0
Cal State Fullerton	17	4	2	vs. Western Michigan	7	2	0
at Portland	23	3	0	vs. Princeton	0	0	0
at Weber State	17	1	1	at UC Davis	20	1	1
at Houston	21	1	0	Santa Clara	15	1	0
UC Davis	28	3	0	Saint Katherine	22	6	2
Westminster	8	2	0	Wyoming	13	5	2
Pacifica	19	7	0	at Air Force	26	4	0
Nevada	5	1	1	at UNLV	3	2	0
at Utah State	20	2	1	Fresno State	16	3	0
Colorado State	28	5	0	Colorado State	12	3	1
New Mexico	16	3	1	at Boise State	13	1	1
at Air Force	12	2	1	Air Force	11	1	2
at Wyoming	2	6	2	at New Mexico	15	3	0
San Diego State	5	3	0	at Fresno State	16	2	4
at Boise State	0	0	0	Nevada	10	3	1
UNLV	13	3	1	at Wyoming	23	10	0
at New Mexico	15	3	3	Utah State	12	6	5
at Fresno State	13	6	1	San Diego State	27	4	0
Air Force	5	2	0	at Colorado State	18	3	1
Wyoming	0	0	0	at Nevada	6	3	1
at Nevada	11	5	1	Boise State	17	6	2
at San Diego State	14	2	0	UNLV	16	8	2
Utah State	5	1	2				
at Colorado State	6	1	0				
Fresno State	17	5	1				
vs. Boise State	13	5	1				

### Muhammad Career Highs

<b>Points</b>	Career: 28 (2x) last vs. Colorado State, 1/8/14
<b>Rebounds</b>	Career: 10, at Wyoming, 2/14/15
<b>Assists</b>	Career: 5, San Diego State, 2/21/15
<b>Steals</b>	Career: 2 (7x) last at Wyoming, 2/14/15
<b>Blocked Shots</b>	Career: 1 (4x) last at Wyoming, 2/14/15
<b>Field Goals</b>	Career: 10, at Air Force, 1/7/15
<b>Field Goal Attempts</b>	Career: 21, Fresno State, 3/8/14
<b>Free Throws</b>	Career: 9, Colorado State, 1/8/14
<b>Free Throw Attempts</b>	Career: 12, Colorado State, 1/8/14
<b>3-Point Field Goals</b>	Career: 6 (3x), last at Air Force, 1/7/15
<b>3-Point Field Goal Attempts</b>	Career: 13, UC Davis, 12/18/13
<b>Foul Disqualifications</b>	Career: 0
<b>Minutes</b>	Career: 42, UC Davis, 12/18/13

MUHAMMAD SAN JOSE STATE STATISTICS																									
Season	GP	GS	Min.	Avg.	FG			3-Point			Free Throws			Rebounds			Scoring								
					FGA	Pct.	FG	FGA	Pct.	FT	FTA	Pct.	Off.	Def.	Tot.	Avg.	PF	FO	Ast.	TO	Blk	Stl	Pts.	Avg.	
2013-14	31	3	873	28.2	121	332	.364	75	190	.395	91	112	.813	20	71	91	2.9	53	0	24	52	1	14	408	13.2
2014-15	27	22	871	32.3	119	312	.381	59	164	.360	78	98	.796	17	71	88	3.3	48	0	31	38	3	18	375	13.9
Totals	58	25	1744	30.1	240	644	.373	134	354	.379	169	210	.805	37	142	179	3.1	101	0	55	90	4	32	783	13.5





# JA'QUAN NEWTON

Sophomore | Guard | 6-2 | 180

Philadelphia, Pa. | Neumann-Goretti HS



### Newton Season / Career Highs

**Points**  
Season: 20, vs. Charleston, 12/19/15  
Career: 20, vs. Charleston, 12/19/15  
ACC: 18, vs. Wake Forest, 1/23/16

**Rebounds**  
Season: 7, vs. Charleston, 12/19/15  
Career: 7, vs. Charleston, 12/19/15  
ACC: 5 (2x) last vs. Duke, 1/25/16

**Assists**  
Season: 6, vs. Charlotte, 12/5/15  
Career: 6, vs. Charlotte, 12/5/15  
ACC: 5 (2x) last vs. Duke, 1/25/16

**Steals**  
Season: 4 (2x) last at NC State, 1/30/16  
Career: 4 (2x) last at NC State, 1/30/16  
ACC: 4, at NC State, 1/30/16

**Blocked Shots**  
Season: 1 (2x) last vs. Princeton, 12/29/15  
Career: 1 (6x) last vs. Princeton, 12/29/15  
ACC: 1, at Notre Dame, 1/17/15

**Field Goals**  
Season: 6 (3x) last vs. Duke, 1/25/16  
Career: 6 (4x) last vs. Duke, 1/25/16  
ACC: 6 (3x) last vs. Duke, 1/25/16

**Field Goal Attempts**  
Season: 13, at NC State, 1/30/16  
Career: 13, at NC State, 1/30/16  
ACC: 13, at NC State, 1/30/16

**Free Throws**  
Season: 9, vs. Charlotte, 12/5/15  
Career: 9, vs. Charlotte, 12/5/15  
ACC: 7, vs. Wake Forest, 1/23/16

**Free Throw Attempts**  
Season: 10 (2x) last vs. Syracuse, 1/2/16  
Career: 10, vs. Syracuse, 1/2/16  
ACC: 10, vs. Syracuse, 1/2/16

**3-Point Field Goals**  
Season: 2, vs. Syracuse, 1/2/16  
Career: 2 (2x) last vs. Syracuse, 1/2/16  
ACC: 2, vs. Syracuse, 1/2/16

**3-Point Field Goal Attempts**  
Season: 2 (6x) last at NC State, 1/30/16  
Career: 2 (9x) last at NC State, 1/30/16  
ACC: 2 (5x) last at NC State, 1/30/16

**Minutes**  
Season: 27, at NC State, 1/30/16  
Career: 33, at Pittsburgh, 3/4/15  
ACC: 33, at Pittsburgh, 3/4/15

2014-15			
Opposition	P	R	A
Howard	8	0	0
at Florida	5	1	3
vs Drexel	7	1	3
vs Akron	4	0	1
vs Charlotte	3	3	3
at Charlotte	0	0	0
South Alabama	5	1	0
Illinois	0	2	1
Green Bay	0	0	0
Savannah State	2	0	0
Eastern Kentucky	2	2	3
vs Providence	3	0	1
Charleston	6	0	0
Virginia	0	1	1
at Duke	4	2	3
at Notre Dame	16	2	5
NC State	0	0	1
at Syracuse	3	0	0
Georgia Tech	3	0	0
at Florida State	2	0	1
Louisville	3	1	1
Clemson	1	1	1
at Wake Forest	5	0	2
at Boston College	0	0	0
Virginia Tech	0	0	1
North Carolina	10	1	4
at Pittsburgh	4	3	1
at Virginia Tech	8	4	3
vs Virginia Tech	0	3	0
vs Notre Dame	0	0	0
Alabama	1	1	2
at Richmond	11	5	2
vs Temple	9	4	2
vs Stanford	10	5	2

- First name pronounced Juh-Quan.
- Competitor with a real feel for the game. Fearless and relentless. Passionate and energetic.
- Knack for getting in the lane off the dribble, then makes good decisions in the lane: floater, pass, dribble.
- Improved defensively and can play multiple positions, on and off of the ball.
- Getting stronger daily.
- Tremendous ability to finish 8-feet and in. Working to become a better 3-point shooter.
- Ranked No. 58 in ESPN's Top 100.
- Ranked No. 1 in the state and is the 12th-best PG in the country by ESPN.
- Scored 1,972 career points in high school.
- Leading scorer in both the history of the Catholic School League in Philadelphia and in Neumann-Goretti history. Owns three PIAA state titles.
- Mother passed away March 2014 after three-year battle with breast cancer, one day prior to state championship game in which Newton scored 33 points.
- Played on Chershore Playground basketball court at 10th and Olney in Philadelphia. Played in the Chosen League.
- Father, Joe Newton, was NABC Division II national player of the year out of the University of Central Oklahoma.
- Favorites: Food: Fried chicken. Movie: Friday. Pro athlete: LeBron James. Subject in school: Math. Ice cream flavor: Vanilla. Cartoon: Tom and Jerry. Player when I was a kid: Allen Iverson.
- Why UM: Style of play and city of Miami. Ideal job after hoops: Coach.


**As a Freshman (2014-15):** Started three games, playing in 34, as a true freshman ... Scored in double digits four times ... Dished at least three assists eight times ... Grabbed 14 rebounds in last three games after just 29 boards the first 31 outings ... In ACC play averaged 3.9 points, 1.6 assists, 1.0 rebounds in 13.5 minutes per game ... In four NIT games, averaged 7.8 points, 3.8 rebounds, 2.0 assists in 22.3 minutes ... Missed game vs. NC Central due to injury ... Against Stanford in NIT championship game, knocked down two of four total 3-pointers for season.

**High School:** Ranked No. 58 in ESPN's Top 100 ... Ranked No. 1 in the state and is the 12th-best PG in the country by ESPN ... Catholic League MVP ... All-Catholic League First Team ... Led team with 21.7 points per game ... Scored 1,972 career points in high school ... Guided the Saints to 22-4 record and sixth-straight Catholic League Championship ... Scored 15 of his 23 points in second half to seal the victory ... Started four-straight years in Catholic League Championship game ... Leading scorer in both the history of the Catholic School League in Philadelphia and in Neumann-Goretti history ... Secured a double-double with 14 points and 10 rebounds in first round of the Pennsylvania Interscholastic Athletic Association playoffs ... Scored 33 points and go-ahead bucket in overtime to win PIAA Class AAA Championship ... Consensus Top 60 player ... Averaged 18.0 points as a junior.

**Personal:** Born Ja'Quan Naasir Newton on August 23, 1995 in Philadelphia ... First name pronounced Juh-Quan ... Son of the late Lisa Brown, and Joe Newton, the NABC Division II national player of the year out of the University of Central Oklahoma ... Brother to Cary Rudd and Miing Newton ... Mother passed away March 2014 after three-year battle with breast cancer, one day prior to state championship game in which Newton scored 33 points ... NBPA Top 100 Camp ... LeBron James Skills Academy ... Played AAU ball for Team Final, the same squad as Miami teammate Davon Reed ... Also recruited by UCLA, Texas A&M and Minnesota ... Undeclared arts and sciences major.

NEWTON CAREER STATISTICS																									
Season	GP	GS	Min.	Avg.	3-Point			Free Throws			Rebounds				Scoring										
					FG	FGA	Pct.	FT	FTA	Pct.	Off.	Def.	Tot.	Avg.	PF	FO	Ast.	TO	Blk	Stl	Pts.	Avg.			
2014-15	34	3	459	13.5	45	111	.405	4	10	.400	41	64	.641	8	35	43	1.3	34	0	47	39	4	8	135	4.0
2015-16	20	1	442	22.1	77	157	.490	8	21	.381	76	101	.752	11	43	54	2.7	30	0	54	40	2	19	238	11.9
TOTAL	54	4	901	16.7	122	268	.455	12	31	.387	117	165	.709	19	78	97	1.8	64	0	101	79	6	27	373	6.9

NEWTON 2015-16		TOTAL			3-PTS			FREE THROWS			REBOUNDS													
Opponent	Date	GS	Min	FG	FGA	Pct	3FG	FGA	Pct	FT	FTA	Pct	Off	Def	Tot	Avg	PF	FO	A	TO	Blk	Stl	Pts	Avg
UTRGV	11-13-15	23	3	6	.500	0	1	.000	5	7	.714	0	2	2	2.0	0	0	1	3	0	1	11	11.0	
LOUISIANA	11-16-15	15	5	6	.833	0	0	.000	1	2	.500	0	0	0	1.0	1	0	5	2	0	0	11	11.0	
vs Mississippi State	11-19-15	24	5	10	.500	0	2	.000	5	8	.625	0	2	2	1.3	2	0	5	2	0	2	15	12.3	
vs Utah	11-20-15	22	1	8	.125	0	0	.000	3	4	.750	0	1	1	1.3	1	0	1	1	0	1	5	10.5	
vs Butler	11-22-15	23	5	12	.417	0	1	.000	7	8	.875	0	1	1	1.2	1	0	3	1	1	2	17	11.8	
NORTHEASTERN	11-27-15	20	5	7	.714	1	1	1.000	2	3	.667	1	1	2	1.3	4	0	1	2	0	1	13	12.0	
at Nebraska	12-01-15	20	3	6	.500	0	2	.000	4	5	.800	0	2	2	1.4	1	0	2	2	0	0	10	11.7	
CHARLOTTE	12-05-15	26	2	5	.400	1	2	.500	9	10	.900	0	4	4	1.8	1	0	6	1	0	0	14	12.0	
FLORIDA	12-08-15	19	0	2	.000	0	0	.000	3	4	.750	0	1	1	1.7	1	0	3	3	0	0	3	11.0	
CO. OF CHARLESTON	12-19-15	23	6	8	.750	1	2	.500	7	9	.778	1	6	7	2.2	1	0	2	3	0	4	20	11.9	
at La Salle	12-22-15	21	5	10	.500	0	0	.000	0	1	.000	0	2	2	2.0	0	0	3	1	0	1	10	11.7	
PRINCETON	12-29-15	22	5	8	.625	0	0	.000	3	3	1.000	1	3	4	2.3	1	0	4	1	1	0	13	11.8	
SYRACUSE	01-02-16	24	3	5	.600	2	2	1.000	6	10	.600	1	3	4	2.5	3	0	2	2	0	2	14	12.0	
FLORIDA STATE	01-09-16	21	6	10	.600	0	1	.000	1	1	1.000	0	1	1	2.4	2	0	4	2	0	1	13	12.1	
at Virginia	01-12-16	19	2	5	.400	0	1	.000	2	3	.667	1	4	5	2.5	0	0	1	2	0	0	6	11.7	
at Clemson	01-16-16	24	2	8	.250	1	1	1.000	3	4	.750	2	2	4	2.6	0	0	1	3	0	0	8	11.4	
at Boston College	01-20-16	21	4	7	.571	0	2	.000	4	4	1.000	0	4	4	2.7	3	0	2	3	0	0	12	11.5	
WAKE FOREST	01-23-16	25	5	10	.500	1	1	1.000	7	9	.778	1	0	1	2.6	3	0	1	2	0	0	18	11.8	
DUKE	01-25-16	23	6	11	.545	0	0	.000	3	4	.750	2	3	5	2.7	1	0	5	2	0	0	15	12.0	
at NCState	01-30-16	27	4	13	.308	1	2	.500	1	2	.500	1	1	2	2.7	4	0	2	2	0	4	10	11.9	



# JAMES PALMER

Sophomore | Guard | 6-5 | 202

# 12

Washington, D.C. | St. John's College HS

- Intelligent with a high basketball IQ after playing at a high level in high school and AAU due to good coaching.
- Good body size and is maturing physically and growing into his long limbs.
- Can play positions 1-4.
- Makes tough left- and right-handed layups.
- Good pull-up jumper and can make 3-pointers.
- Enjoys life and has a good sense of humor.
- In Spain in August 2014, shot team best 68 percent from the floor and hit 57 percent (8-15) from distance en route to 11.5 ppg.
- Ranked No. 1 player in the D.C. region, by ESPN.
- Played AAU ball for Team Takeover.

- Favorites: Food: Shrimp. Movie: Next Friday. TV Show: Martin. Pro athlete: Jamal Crawford. Pro Sports Team: Cowboys.
- Midnight snack: Honey Bun, fruit snacks. Class at UM: Acting. Ice cream: Cookies and cream.
- Best advice received: Stay humble, stay hungry. Why UM: Great coaches, playing style and weather. Started playing basketball: Age 7.

**As a Freshman (2014-15):** *Season:* Started five of 38 games played ... One of only three Canes to play all 38 games ... Knocked down 5-of-5 from 3-point range at Virginia Tech on his way to season-high 17 points ... Scored in double digits four times ... Hit multiple 3-pointers nine times, including the first five games ... Notched 3-pointer in 11 outings.

**High School:** Ranked No. 1 player in the D.C. region, by ESPN ... Senior year averaged team-high 15.7 points per game ... Played in D.C. State Athletic Association semifinal ... Led Cadets to 27-4 record ... Helped squad to a 20-win season by averaging 12 points, five rebounds and two assists as a junior ... First team all-conference ... Team captain ... Coached by Sean McAloon at St. John's College HS.

**Personal:** Born James Alfred Palmer, Jr., on July 31, 1996 in Washington, D.C. ... Son of Diane McFadden and the late James Palmer, Sr. ... Brother to Tijree and Tijisha ... Played AAU ball for Team Takeover ... Also recruited by Memphis, Wake Forest, Rutgers, Cincinnati and Maryland ... Undeclared arts and sciences major.

### Palmer Season / Career Highs

**Points**  
Season: 14, vs. Mississippi State, 11/19  
Career: 17, at Virginia Tech, 3/7/15  
ACC: 17, at Virginia Tech, 3/7/15

**Rebounds**  
Season: 6, vs. UTRGV, 11/13/15  
Career: 6, vs. UTRGV, 11/13/15  
ACC: 4, at Virginia Tech, 3/7/15

**Assists**  
Season: 3 (2x) last at Virginia, 1/12/16  
Career: 3 (5x) last at Virginia, 1/12/16  
ACC: 3 (2x) last at Virginia, 1/12/16

**Steals**  
Season: 2 (2x) last vs. Wake Forest, 1/23/16  
Career: 2 (2x) last vs. Wake Forest, 1/23/16  
ACC: 2 (2x) last vs. Wake Forest, 1/23/16

**Blocked Shots**  
Season: 1 (2x) last vs. Duke, 1/25/16  
Career: 1 (1x) last vs. Duke, 1/25/16  
ACC: 1 (3x) last vs. Duke, 1/25/16

**Field Goals**  
Season: 6, vs. Mississippi State, 11/19  
Career: 5 (2x) last at Virginia Tech, 3/7/15  
ACC: 5, at Virginia Tech, 3/7/15

**Field Goal Attempts**  
Season: 9, vs. Mississippi State, 11/19  
Career: 10, at Virginia Tech, 3/7/15  
ACC: 10, at Virginia Tech, 3/7/15

**Free Throws**  
Season: 3 (3x) last vs. Duke, 1/25/16  
Career: 3 (4x) last vs. Duke, 1/25/16  
ACC: 3 (2x) last vs. Duke, 1/25/16

**Free Throw Attempts**  
Season: 4 (3x) last vs. Duke, 1/25/16  
Career: 4 (4x) last vs. Duke, 1/25/16  
ACC: 4 (2x) last vs. Duke, 1/25/16

**3-Point Field Goals**  
Season: 2 (4x) last vs. Wake Forest, 1/23/16  
Career: 5, at Virginia Tech, 3/7/15  
ACC: 5, at Virginia Tech, 3/7/15

**3-Point Field Goal Attempts**  
Season: 4 (2x) last vs. Duke, 1/25/16  
Career: 5 (3x) last at Virginia Tech, 3/7/15  
ACC: 5 (2x) last at Virginia Tech, 3/7/15

**Minutes**  
Season: 26, vs. Charlotte, 12/5/15  
Career: 27 (2x) last at Virginia Tech, 3/7/15  
ACC: 27, at Virginia Tech, 3/7/15

2014-15			
Opposition	P	R	A
Howard	6	2	2
at Florida	10	0	0
vs Drexel	6	0	0
vs Akron	8	3	0
vs Charlotte	12	2	1
at Charlotte	3	2	0
South Alabama	6	4	3
Illinois	0	0	0
Green Bay	0	0	2
Savannah State	2	1	0
Eastern Kentucky	0	1	0
vs Providence	0	0	2
Charleston	5	2	3
Virginia	0	0	1
Boston College	0	0	0
at Duke	2	2	0
at Notre Dame	11	1	0
NC State	7	0	0
at Syracuse	2	1	1
Georgia Tech	6	2	0
at Florida State	0	1	0
Louisville	3	1	0
Clemson	2	3	0
at Wake Forest	6	3	1
at Boston College	2	3	0
Virginia Tech	8	3	3
at Louisville	0	0	0
Florida State	0	0	0
North Carolina	0	0	0
at Pittsburgh	0	0	0
at Virginia Tech	17	4	1
vs Virginia Tech	2	3	1
vs Notre Dame	2	2	1
NC Central	0	2	1
Alabama	2	0	2
at Richmond	2	1	0
vs Temple	4	4	0
vs Stanford	6	1	0

### PALMER CAREER STATISTICS

Season	GP	GS	Min.	Avg.	3-Point			Free Throws			Rebounds				Scoring										
					FG	FGA	Pct.	FT	FTA	Pct.	Off.	Def.	Tot.	Avg.	PF	FO	Ast.	TO	Blk	Stl	Pts.	Avg.			
2014-15	38	5	504	13.3	52	126	.413	23	63	.365	15	23	.652	14	40	54	1.4	28	0	25	28	9	5	142	3.7
2015-16	20	0	243	12.2	27	69	.391	11	29	.379	15	24	.625	6	21	27	1.4	10	0	19	10	2	9	80	4.0
TOTAL	58	5	747	12.9	79	195	.405	34	92	.370	30	47	.638	20	61	81	1.4	38	0	44	38	11	14	222	3.8

### PALMER 2015-16

Opponent	Date	GS	Min	TOTAL			3-PTS			FREE THROWS			REBOUNDS				PF	FO	A	TO	Blk	Stl	Pts	Avg
				FG	FGA	Pct	3FG	FGA	Pct	FT	FTA	Pct	Off	Def	Tot	Avg								
UTRGV	11-13-15	23	3	7	.429	2	4	.500	3	4	.750	1	5	6	6.0	0	0	3	0	0	11	11.0		
LOUISIANA	11-16-15	11	0	2	.000	0	0	.000	0	0	.000	1	1	2	4.0	1	0	0	0	0	0	5.5		
vs Mississippi State	11-19-15	21	6	9	.667	2	3	.667	0	2	.000	0	2	3.3	0	0	1	0	0	14	8.3			
vs Utah	11-20-15	15	2	2	1.000	2	2	1.000	0	0	.000	0	1	2.8	1	0	2	1	0	6	7.8			
vs Butler	11-22-15	11	1	2	.500	0	1	.000	0	0	.000	0	1	2.4	2	0	1	0	0	2	6.6			
NORTHEASTERN	11-27-15	9	1	5	.200	0	1	.000	0	0	.000	0	0	2.0	0	0	1	0	0	2	5.8			
at Nebraska	12-01-15	3	0	0	.000	0	0	.000	0	0	.000	0	0	1.7	1	0	0	0	0	0	5.0			
CHARLOTTE	12-05-15	26	3	8	.375	0	1	.000	1	1	1.000	0	3	3	1.9	0	0	1	2	1	7	5.3		
FLORIDA	12-08-15	10	0	3	.000	0	1	.000	0	0	.000	1	0	1	1.8	0	0	1	0	0	0	4.7		
CO. OF CHARLESTON	12-19-15	19	2	4	.500	0	2	.000	0	2	.000	0	2	2	1.8	0	0	1	2	0	1	4	4.6	
at La Salle	12-22-15	22	1	6	.167	1	3	.333	3	4	.750	1	1	2	1.8	3	0	1	2	0	1	6	4.7	
PRINCETON	12-29-15	9	2	4	.500	1	3	.333	0	0	.000	1	3	4	2.0	1	0	1	1	0	0	5	4.8	
SYRACUSE	01-02-16	8	1	3	.333	0	1	.000	1	1	1.000	1	1	2	2.0	0	0	1	0	0	0	3	4.6	
FLORIDA STATE	01-09-16	4	0	1	.000	0	0	.000	0	0	.000	0	1	1	1.9	0	0	0	1	0	1	0	4.3	
at Virginia	01-12-16	8	0	1	.000	0	0	.000	0	0	.000	0	0	0	1.8	0	0	3	0	0	0	0	4.0	
at Clemson	01-16-16	0	0	0	.000	0	0	.000	0	0	.000	0	0	0	1.7	0	0	0	0	0	0	0	3.8	
at Boston College	01-20-16	10	1	3	.333	0	1	.000	1	2	.500	0	0	0	1.6	1	0	1	0	0	2	3	3.7	
WAKE FOREST	01-23-16	10	2	3	.667	2	2	1.000	1	2	.500	0	0	0	1.5	0	0	0	1	0	2	7	3.9	
DUKE	01-25-16	11	1	5	.200	1	4	.250	3	4	.750	0	0	0	1.4	0	0	0	0	1	1	6	4.0	
at NC State	01-30-16	13	1	1	1.000	0	0	.000	2	2	1.000	0	0	0	1.4	0	0	1	0	0	0	4	4.0	









# MIKE ROBINSON

Freshman | Guard | 5-10 | 170

# 20

New Britain, Conn. | New Britain HS

- Manager turned walk on.
- Good athlete who played basketball, football and was on track team in high school.
- Nicknames are Mike Rob and Springs.

• Favorites: Meal: Chicken, candied yams, mashed potatoes. Athlete: Kobe Bryant. Pro Team: Lakers. Midnight snack: Cinnamon Toast Crunch. Ice Cream: Strawberry.  
Move: Love & Basketball. TV Show: Martin. Musical Artist: Styles P. Place on Campus: The BUC.

2015-16			
Opposition	P	R	A
UT RGV	3	1	0
Mississippi State	0	0	0
Utah	6	0	0
Charlotte	0	0	0
Co. of Charleston	0	0	0
La Salle	3	0	0

## High School

Also played wide receiver on the football team and in track participated in the high jump, long jump, triple jump and 4x100 relay team ... Mascot was the Golden Hurricanes ... William F. Burns Memorial Award and Scholarship ... Harry L. Stromquist Memorial Scholarship ... 2014 Connecticut Association of Schools Scholar-Athlete ... Academic all-conference in basketball four seasons ... Two-year varsity basketball captain ... One-year football and track captain.

## Personal

Born May 2, 1996 in New Britain, Conn. ... Son of Eugene and Veronica Robinson ... Brother to Eugene ... Majoring in finance ... Good quickness and a high motor ... Competes hard on both ends, pressures basketball, attacks defense with his dribble.



# CHRIS STOWELL

Sophomore | Forward | 6-6 | 190

# 35

Exeter, N.H. | Tilton School (N.H.) | Exeter HS

- Last name is pronounced stole.
- Walk on from New Hampshire who played postgraduate year at Tilton School.
- Foote Fellow at UM - a program that is offered to a select number of incoming freshmen who have a record of curricular and co-curricular distinction in high school and exhibit an interest in and capacity for independent and self-motivated learning.
- Good athleticism and is improving his strength.
- Looking to expand his offensive game to shoot 3-pointers.
- Brother, Bill, played basketball at Plymouth State University.
- Speaks English, Spanish, some Italian, a little Russian, and is learning Chinese and Hebrew.

2014-15			
Opposition	P	R	A
Howard	0	0	1
Charleston	0	0	0
Virginia Tech	0	0	0
at Virginia Tech	0	0	0

2015-16			
Opposition	P	R	A
UTRGV	0	0	0
Mississippi State	0	0	0
Utah	0	0	0
Charlotte	0	1	0
Co. of Charleston	0	1	0
La Salle	0	1	0

• Favorites: Food: Tacos. Movie: Oceans 11. Book: Mind Gym by Gary Mack. Pro athlete: Alex Rodriguez. Quote: Winners never quit and quitters never win. Actor: Mark Harmon. Class at UM: Chinese 101. Ice cream: Peanut butter. Cuban dish: Dulce de leche and Cuban coffee. Pro Team: New York Yankees. Midnight Snack: Orange creamsicles. TV Show: Game of Thrones.  
• Biggest fear: Clowns. Ideal profession: Entrepreneur. Why UM: Best combination of academics and athletics. Started playing basketball: Age 4.

## As a Freshman (2014-15)

Played in four games as a true freshman ... One assist vs. Howard, in first collegiate game ... One shot attempt, vs. College of Charleston ... Totaled six minutes ... Spring 2015 - President's Honor Roll (4.0 GPA), Provost's Honor Roll (3.75+ GPA), Dean's List (3.5+ GPA), Athletic Director's Honor Roll (3.2+ GPA) and Book Buster (3.0+ GPA) ... Fall 2014 - Provost's Honor Roll (3.75+ GPA), Dean's List (3.5+ GPA), Athletic Director's Honor Roll (3.2+ GPA) and Book Buster (3.0+ GPA).

## Tilton School

During post graduate year in 2013-14, won postseason coaches award ... Coached by Marcus O'Neil ... Honor roll.

## Exeter High School

Helped Blue Hawks to state playoffs in both the 2011-12 and 2012-13 seasons ... Reached quarterfinals senior year ... In 2012-13 assisted team to championship game of the 50th Annual Queen City Invitational by scoring 10 points and going 6-for-6 from line in semi-final game ... Coached by Jeff Holmes at Exeter ... Twice earned scholar-athlete award ... Honor roll.


## Personal

Born Christopher Michael Stowell on Dec. 29, 1994 in Exeter, N.H. ... Last name is pronounced stole ... Son of Bill and Maria ... Brother to Bill, Jr., who played basketball at Plymouth State University ... One of 560 students (out of 10,000 undergrads) to be named a Foote Fellow at UM - a program that is offered to select incoming freshmen who have a record of curricular and co-curricular distinction in high school and exhibit an interest in and capacity for independent and self-motivated learning ... Student-Athlete Advisory Committee representative at UM ... Majoring in entrepreneurship.



33

**IVAN CRUZ UCEDA**  
Sr. | F | 6-10 | 217  
Madrid, Spain  
Harcum College (Pa.)




15

**EBUKA IZUNDU**  
Fr. | C | 6-10 | 210  
Charlotte, N.C. | Nigeria  
Victory Christian



23

**TONYE JEKIRI**  
Sr. | C | 7-0 | 248  
Hialeah, Fla. | Nigeria  
Champagnat Catholic



3

**ANTHONY LAWRENCE, JR.**  
Fr. | G | 6-7 | 210  
St. Petersburg, Fla.  
Lakewood Senior



10

**SHELDON McCLELLAN**  
Gr. | G | 6-5 | 200  
Houston, Texas  
Texas | Bellaire




1

**RASHAD MUHAMMAD**  
Jr. | G | 6-6 | 160  
Las Vegas, Nev.  
San Jose State | Bishop Gorman




21

**KAMARI MURPHY**  
RJr. | F | 6-8 | 220  
Brooklyn, N.Y.  
Oklahoma State | IMG | Lincoln



0

**JA'QUAN NEWTON**  
So. | G | 6-2 | 180  
Philadelphia, Pa.  
Neumann-Goretti



12

**JAMES PALMER**  
So. | G | 6-5 | 202  
Washington, D.C.  
St. John's College HS



5

**DAVON REED**  
Jr. | G | 6-6 | 210  
Ewing, N.J.  
Princeton Day School



20

**MIKE ROBINSON**  
Fr. | G | 5-10 | 170  
New Britain, Conn.  
New Britain



13

**ANGEL RODRIGUEZ**  
RSr. | G | 5-11 | 185  
San Juan, P.R.  
Kansas State | Dr. Krop



35

**CHRIS STOWELL**  
So. | F | 6-6 | 190  
Exeter, N.H.  
Tilton School | Exeter



**JIM LARRAÑAGA**  
Head Coach



**CHRIS CAPUTO**  
Assistant Coach



**JAMAL BRUNT**  
Assistant Coach



**ADAM FISHER**  
Assistant Coach



**JAMES JOHNSON**  
Director of Operations

**2015-16 Miami Men's Basketball**  
**Miami Team Game-by-Game Comparison (as of Jan 30, 2016)**  
**All games**

Opponent	1st	2nd	Score	Mar	Total FG	FG Pct	3-Pointers	3FG Pct	Free Throws	FT Pct	Rebounds	Assist	T/Over	Block	Steal	Fouls
UTRGV	28/20	58/39	86-59	+27	26-62/22-55	.419/.400	10-31/7-19	.323/.368	24-33/8-12	.727/.667	45/34 +11	14/9	8/15	0/1	6/4	16/26
LOUISIANA	43/27	50/50	93-77	+16	31-55/29-63	.564/.460	12-23/5-20	.522/.250	19-27/14-24	.704/.583	31/38 (7)	17/14	10/13	4/3	6/7	20/23
Mississippi State	59/35	46/44	105-79	+26	34-60/30-66	.567/.455	9-17/9-22	.529/.409	28-38/10-15	.737/.667	41/27 +14	20/14	11/13	1/5	7/3	20/29
Utah	46/32	44/34	90-66	+24	31-58/24-48	.534/.500	9-17/8-21	.529/.381	19-25/10-15	.760/.667	34/25 +9	13/11	7/16	1/1	8/1	17/21
Butler	42/29	43/46	85-75	+10	27-52/26-59	.519/.441	9-20/8-18	.450/.444	22-24/15-21	.917/.714	33/30 +3	14/11	11/13	5/1	8/5	21/19
NORTHEASTERN	30/35	47/43	77-78	(1)	32-59/25-54	.542/.463	6-17/12-22	.353/.545	7-9/16-22	.778/.727	30/33 (3)	16/11	11/12	7/1	4/5	21/14
Nebraska	37/36	31/32	77-72	+5	24-58/27-64	.414/.422	6-21/9-18	.286/.500	23-28/9-12	.821/.750	41/34 +7	8/10	14/12	4/4	4/7	16/22
CHARLOTTE	46/21	42/39	88-60	+28	29-54/23-67	.537/.343	7-14/3-18	.500/.167	23-27/11-17	.852/.647	41/32 +9	19/13	12/5	3/1	3/5	17/19
FLORIDA	33/24	33/31	66-55	+11	20-51/22-57	.392/.386	7-17/1-12	.412/.083	19-24/10-16	.792/.625	42/31 +11	9/7	14/10	6/1	7/5	17/23
CO. OF CHARLESTON	41/32	44/31	85-63	+22	29-52/24-61	.558/.393	8-21/4-13	.381/.308	19-28/11-17	.679/.647	37/32 +5	14/12	17/17	3/0	11/13	20/25
La Salle	40/22	55/27	95-49	+46	34-64/17-57	.531/.298	8-20/6-24	.400/.250	19-24/9-19	.792/.474	51/24 +27	17/11	8/8	3/2	3/2	18/20
PRINCETON	27/30	49/34	76-64	+12	30-55/23-59	.545/.390	5-15/6-20	.333/.300	11-14/12-17	.786/.706	37/27 +10	11/5	11/8	7/3	2/8	13/15
SYRACUSE	17/25	47/26	64-51	+13	18-52/18-56	.346/.321	3-25/7-22	.120/.318	25-34/8-14	.735/.571	41/41 -	9/7	12/19	7/1	12/7	14/25
FLORIDA STATE	32/24	40/35	72-59	+13	27-57/23-65	.474/.354	6-24/2-19	.250/.105	12-16/11-16	.750/.688	38/39 (1)	12/11	13/14	1/4	4/5	16/17
Virginia	23/27	35/39	58-66	(8)	21-50/24-47	.420/.511	6-22/2-7	.273/.286	10-17/16-21	.588/.762	27/35 (8)	8/12	9/11	1/3	5/1	17/19
Clemson	34/32	31/44	65-76	(11)	24-55/27-56	.436/.482	7-14/7-16	.500/.438	10-14/15-15	.714/1000	32/30 +2	9/15	13/8	3/3	4/8	12/12
Boston College	29/28	38/25	67-53	+14	24-55/21-56	.436/.375	2-10/3-14	.200/.214	17-28/8-14	.607/.571	43/37 +6	10/12	13/15	4/5	11/5	15/19
WAKE FOREST	35/33	42/30	77-63	+14	23-64/23-59	.359/.390	7-20/6-18	.350/.333	24-28/11-18	.857/.611	47/37 +10	12/13	10/16	4/4	12/6	16/22
DUKE	35/31	45/38	80-69	+11	30-59/25-60	.508/.417	7-20/6-20	.350/.300	13-17/13-17	.765/.765	33/37 (4)	24/8	7/11	7/0	3/3	16/13
NC State	32/37	37/48	69-85	(16)	23-58/27-53	.397/.509	8-26/5-11	.308/.455	15-16/26-31	.938/.839	23/41 (18)	14/13	8/11	3/2	5/3	25/14

Note: Game totals are displayed in the format TEAM/OPPONENT for each category

**2015-16 Miami Men's Basketball**  
**Miami Combined Team Statistics (as of Jan 30, 2016)**  
**Conference games**

<b>RECORD:</b>	<b>OVERALL</b>	<b>HOME</b>	<b>AWAY</b>	<b>NEUTRAL</b>
ALL GAMES	5-3	4-0	1-3	0-0
CONFERENCE	5-3	4-0	1-3	0-0
NON-CONFERENCE	0-0	0-0	0-0	0-0

##	Player	gp-gs	min	avg	Total		3-Point		F-Throw		Rebounds				pf	dq	a	to	blk	stl	pts	avg
					fg-fga	fg%	3fg-fga	3fg%	ft-fta	ft%	off	def	tot	avg								
10	Sheldon McClellan	8-8	277	34.6	44-92	.478	10-38	.263	44-51	.863	5	28	33	4.1	19	0	16	14	4	12	142	17.8
00	Ja'Quan Newton	8-0	184	23.0	32-69	.464	5-10	.500	27-37	.730	8	18	26	3.3	16	0	18	18	0	7	96	12.0
13	Angel Rodriguez	8-8	240	30.0	27-74	.365	10-45	.222	19-24	.792	5	13	18	2.3	25	1	35	18	2	16	83	10.4
05	Davon Reed	8-8	225	28.1	27-65	.415	11-30	.367	16-19	.842	7	26	33	4.1	12	0	9	12	3	6	81	10.1
23	Tonye Jekiri	8-8	265	33.1	24-51	.471	0-1	.000	4-9	.444	26	48	74	9.3	23	0	6	8	10	3	52	6.5
21	Kamari Murphy	8-8	189	23.6	18-43	.419	0-3	.000	2-7	.286	13	32	45	5.6	18	0	5	6	6	4	38	4.8
33	Ivan CruzUceda	8-0	116	14.5	11-31	.355	7-23	.304	4-4	1.000	7	16	23	2.9	13	0	2	4	3	0	33	4.1
12	James Palmer	8-0	64	8.0	6-17	.353	3-8	.375	8-11	.727	1	2	3	0.4	1	0	6	2	1	6	23	2.9
03	Anthony Lawrence	7-0	39	5.6	1-8	.125	0-3	.000	2-8	.250	2	2	4	0.6	4	0	1	1	1	2	4	0.6
15	Ebuka Izundu	1-0	1	1.0	0-0	.000	0-0	.000	0-0	.000	0	0	0	0.0	0	0	0	0	0	0	0	0.0
Team											13	12	25									
Total.....		8	1600		190-450	.422	46-161	.286	126-170	.741	87	197	284	35.5	131	1	98	85	30	56	552	69.0
Opponents.....		8	1600		188-452	.416	38-127	.299	108-146	.740	93	204	297	37.1	141	3	91	105	22	38	522	65.2

TEAM STATISTICS	UM	OPP	Date	Opponent	Score	Att.
SCORING	552	522	* 01-02-16	SYRACUSE	w 64-51	7041
Points per game	69.0	65.2	* 01-09-16	FLORIDA STATE	w 72-59	7972
Scoring margin	+3.8	-	* 01-12-16	at Virginia	L 58-66	13495
FIELD GOALS-ATT	190-450	188-452	* 01-16-16	at Clemson	L 65-76	12575
Field goal pct	.422	.416	* 01-20-16	at Boston College	w 67-53	3286
3 POINT FG-ATT	46-161	38-127	* 01-23-16	WAKE FOREST	w 77-63	6928
3-point FG pct	.286	.299	* 01-25-16	DUKE	w 80-69	7972
3-pt FG made per game	5.8	4.8	* 01-30-16	at NC State	L 69-85	18103
FREE THROWS-ATT	126-170	108-146				
Free throw pct	.741	.740	& = Puerto Rico Tip-Off			
F-Throws made per game	15.8	13.5	! = Big Ten / ACC Challenge			
REBOUNDS	284	297	* = Conference game			
Rebounds per game	35.5	37.1				
Rebounding margin	-1.6	-				
ASSISTS	98	91				
Assists per game	12.3	11.4				
TURNOVERS	85	105				
Turnovers per game	10.6	13.1				
Turnover margin	+2.5	-				
Assist/turnover ratio	1.2	0.9				
STEALS	56	38				
Steals per game	7.0	4.8				
BLOCKS	30	22				
Blocks per game	3.8	2.8				
ATTENDANCE	29913	47459				
Home games-Avg/Game	4-7478	4-11865				
Neutral site-Avg/Game	-	0-0				

Score by Periods	1st	2nd	Totals
Miami	237	315	552
Opponents	237	285	522

**2015-16 Miami Men's Basketball**  
**Miami Combined Team Statistics (as of Jan 30, 2016)**  
**All games**

<b>RECORD:</b>	<b>OVERALL</b>	<b>HOME</b>	<b>AWAY</b>	<b>NEUTRAL</b>
ALL GAMES	16-4	10-1	3-3	3-0
CONFERENCE	5-3	4-0	1-3	0-0
NON-CONFERENCE	11-1	6-1	2-0	3-0

#	Player	gp-gs	min	avg	Total		3-Point		F-Throw		Rebounds				pf	dq	a	to	blk	stl	pts	avg
					fg-fga	fg%	3fg-fga	3fg%	ft-fa	ft%	off	def	tot	avg								
10	Sheldon McClellan	20-19	646	32.3	104-201	.517	29-78	.372	90-103	.874	13	54	67	3.4	39	0	39	27	6	25	327	16.4
00	Ja'Quan Newton	20-1	442	22.1	77-157	.490	8-21	.381	76-101	.752	11	43	54	2.7	30	0	54	40	2	19	238	11.9
13	Angel Rodriguez	20-20	571	28.6	73-178	.410	29-98	.296	58-72	.806	11	33	44	2.2	52	1	82	47	4	33	233	11.7
05	Davon Reed	20-20	534	26.7	64-149	.430	23-65	.354	57-71	.803	12	75	87	4.4	41	0	24	28	8	14	208	10.4
23	Tonye Jekiri	20-20	597	29.9	68-124	.548	0-4	.000	26-39	.667	60	135	195	9.8	57	0	19	28	27	5	162	8.1
33	Ivan CruzUceda	20-6	337	16.9	45-88	.511	30-64	.469	8-8	1.000	13	53	66	3.3	43	0	6	14	6	4	128	6.4
21	Kamari Murphy	17-14	397	23.4	44-92	.478	0-6	.000	8-17	.471	23	72	95	5.6	40	0	10	14	17	6	96	5.6
12	James Palmer	20-0	243	12.2	27-69	.391	11-29	.379	15-24	.625	6	21	27	1.4	10	0	19	10	2	9	80	4.0
03	Anthony Lawrence	18-0	192	10.7	24-51	.471	8-22	.364	13-23	.565	13	18	31	1.7	23	0	15	4	2	10	69	3.8
15	Ebuka Izundu	9-0	45	5.0	7-13	.538	0-0	.000	8-13	.615	9	6	15	1.7	8	0	2	2	0	0	22	2.4
20	Mike Robinson	6-0	11	1.8	4-7	.571	4-6	.667	0-0	.000	0	1	1	0.2	3	0	0	0	0	0	12	2.0
35	Chris Stowell	6-0	10	1.7	0-1	.000	0-1	.000	0-0	.000	0	3	3	0.5	1	0	0	1	0	0	0	0.0
Team											32	30	62				4					
Total.....		20	4025		537-1130	.475	142-394	.360	359-471	.762	203	544	747	37.3	347	1	270	219	74	125	1575	78.8
Opponents.....		20	4025		480-1162	.413	116-354	.328	243-353	.688	205	459	664	33.2	397	7	219	247	45	103	1319	65.9

TEAM STATISTICS	UM	OPP	Date	Opponent	Score	Att.
SCORING	1575	1319	11-13-15	UTRGV	w 86-59	6607
Points per game	78.8	65.9	11-16-15	LOUISIANA	w 93-77	5965
Scoring margin	+12.8	-	& 11-19-15	vs Mississippi State	w 105-79	1947
FIELD GOALS-ATT	537-1130	480-1162	& 11-20-15	vs Utah	w 90-66	2001
Field goal pct	.475	.413	& 11-22-15	vs Butler	w 85-75	5309
3 POINT FG-ATT	142-394	116-354	11-27-15	NORTHEASTERN	L 77-78	6635
3-point FG pct	.360	.328	! 12-01-15	at Nebraska	Wot 77-72	15646
3-pt FG made per game	7.1	5.8	12-05-15	CHARLOTTE	w 88-60	6735
FREE THROWS-ATT	359-471	243-353	12-08-15	FLORIDA	w 66-55	7972
Free throw pct	.762	.688	12-19-15	CO. OF CHARLESTON	w 85-63	6956
F-Throws made per game	18.0	12.2	12-22-15	at La Salle	w 95-49	3582
REBOUNDS	747	664	12-29-15	PRINCETON	w 76-64	6927
Rebounds per game	37.3	33.2	* 01-02-16	SYRACUSE	w 64-51	7041
Rebounding margin	+4.2	-	* 01-09-16	FLORIDA STATE	w 72-59	7972
ASSISTS	270	219	* 01-12-16	at Virginia	L 58-66	13495
Assists per game	13.5	11.0	* 01-16-16	at Clemson	L 65-76	12575
TURNOVERS	219	247	* 01-20-16	at Boston College	w 67-53	3286
Turnovers per game	11.0	12.4	* 01-23-16	WAKE FOREST	w 77-63	6928
Turnover margin	+1.4	-	* 01-25-16	DUKE	w 80-69	7972
Assist/turnover ratio	1.2	0.9	* 01-30-16	at NC State	L 69-85	18103
STEALS	125	103				
Steals per game	6.3	5.2				
BLOCKS	74	45				
Blocks per game	3.7	2.3				
ATTENDANCE	77710	75944				
Home games-Avg/Game	11-7065	6-11114				
Neutral site-Avg/Game	-	3-3086				

& = Puerto Rico Tip-Off  
 ! = Big Ten / ACC Challenge  
 \* = Conference game

Score by Periods	1st	2nd	OT	Totals
Miami	709	857	9	1575
Opponents	580	735	4	1319