



CONTACT: Amy Woodruff, Associate Communications Director  
 O: (305) 284-3241 | C: (813) 410-1194  
 A.Woodruff@miami.edu | @CanesHoops

## 2013-14 SCHEDULE

DATE	OPPONENT	TV	TIME/SCORE
Oct. 30	Florida Tech (exh.)		W, 84-55
Nov. 8	St. Francis Brooklyn	E3	L, OT, 62-66
Nov. 11	Georgia Southern	E3	W, OT, 81-80
Nov. 14	Texas Southern	E3	W, 84-69
Nov. 18	at College of Charleston &	CSS	W, 70-54
Nov. 21	UCF	E3	L, 58-63

**DIRECTV Wooden Legacy (Anaheim, Calif.)**

Nov. 28	vs. RV/- George Washington	ESPNU	L, OT, 63-71
Nov. 29	vs. Cal State Fullerton	E3	W, 48-46
Dec. 1	vs. RV/RV Arizona State	E3	W, 60-57
Dec. 4	at Nebraska!	ESPNU	L, 49-60
Dec. 8	Virginia Tech*	ESPNU	L, OT, 60-61
Dec. 19	at Savannah State	CSS	W, 68-51
Dec. 22	La Salle	ESPN3	W, 71-58
Dec. 30	Loyola (MD)	ESPN3	W, 71-48
Jan. 4	at No. 2 Syracuse*	ACCN	L, 49-44
Jan. 8	at RV/RV North Carolina*	ESPN2	W, 63-57
Jan. 15	Florida State*	ACCN	L, 53-63
Jan. 18	at Georgia Tech*	RSN	W, 56-42
Jan. 22	No. 18 Duke*	ESPN2	7:30 p.m.
Jan. 25	No. 2 Syracuse*	CBS	1 p.m.
Jan. 29	at Maryland*	ACCN	9 p.m.
Feb. 1	Norfolk State	ESPN3	4 p.m.
Feb. 5	No. 22/21 Pittsburgh*	RSN	7 p.m.
Feb. 8	NC State*	RSN	2 p.m.
Feb. 10	at Florida State*	ESPNU	9 p.m.
Feb. 15	at Virginia Tech*	RSN	6 p.m.
Feb. 19	Notre Dame*	RSN	9 p.m.
Feb. 22	Boston College*	ACCN	12 p.m.
Feb. 26	at RV/RV Virginia*	RSN	7 p.m.
March 1	at NC State*	ACCN	12 p.m.
March 4	at Clemson*	ACCN	8 p.m.
March 8	Wake Forest*	RSN	2 p.m.
March 12	ACC Tournament		

All home games are played at the BankUnited Center

Game times are ET and subject to change

\* ACC game ! Big Ten/ACC Challenge

& First game of Wooden Legacy, played in Charleston, S.C.

ACCN - ACC Network RSN - Regional Sports Network

All conference games on an ESPN network will also be available on WatchESPN.

All conference games carried on ACCN or RSN will also be available on ESPN3.

All games can be heard on WQAM 560 and Canes All Access on HurricaneSports.com

## SOCIAL MEDIA

Website: HurricaneSports.com

Twitter, Instagram, Facebook: @CanesHoops

## MIAMI MEDIA GUIDE

Miami is not printing media guides again this season.



## MIAMI

HURRICANES  
(10-7, 2-3)

## NATIONAL RANKING

-- / --

## LAST TIME OUT

W, 56-42 at Georgia Tech

## STATISTICAL LEADERS

## Points per Game

Rion Brown, 14.1

Donnavan Kirk, 9.9

## Rebounds per Game

Donnavan Kirk, 6.7

## Assists per Game

Garrius Adams, 2.8

## DUKE

BLUE DEVILS  
(14-4, 3-2)

## NATIONAL RANKING

18 / 18

## LAST TIME OUT

W, 95-60 vs. NC State

## STATISTICAL LEADERS

## Points per Game

Jabari Parker, 19.1

Rodney Hood, 17.9

## Rebounds per Game

Jabari Parker, 7.3

## Assists per Game

Quinn Cook, 5.7

## SETTING THE SCENE

Jan. 22, 2014 | 7:30 p.m.

BankUnited Center | Coral Gables, Fla.

TV: ESPN2

Radio: 560 WQAM | 90.5 WVUM | Sirius 92 | XM 190

Web: WQAM.com | WVUM.org | Watch ESPN

After leading Miami to the 2013 NCAA Sweet 16 and winning the school's first ACC regular season and tournament championships, **Jim Larrañaga** was honored as the AP, Naismith, USBWA Henry Iba, Adolph Rupp Cup and ACC Coach of the Year. The Bronx, N.Y., native helped Miami to a No. 2 national ranking by both the AP and USA TODAY, and a No. 2 seed in the NCAA Tournament. He is the 10th coach in the last 10 years to lead two top-10 programs.



## THE GAME

Miami faces a pair of nationally-ranked opponents this week, matching up with No. 18 Duke on Wednesday at 7:30 p.m., then No. 2 Syracuse Saturday at 1 p.m., both at the BankUnited Center.

## THE SERIES

Miami is 4-16 in the all-time series against Duke, which dates back to the 1962-63 season, but 2-1 since the arrival of Coach Larrañaga. The Canes are 3-6 against the Blue Devils at home, 0-2 at neutral sites and 1-8 on the road. Duke won the last matchup against Miami, defeating the Canes, 79-76, on March 2, 2013 at Cameron Indoor Stadium. UM won the previous two meetings, at Cameron Indoor Stadium in 2012 and in Coral Gables in 2013.

## THE BROADCASTS

Catch the game on ESPN2 with Bob Wischusen and Dick Vitale making the call. Also check out the game on 560 WQAM Radio with Joe Zagacki, the Voice of the Hurricanes, and on 90.5 WVUM, Miami's student station.

## THE COACH

Head coach Jim Larrañaga has a 529-361 overall record in his 30th season as a head coach. He is 59-27 in his third season at the University of Miami.

## THE POLLS

Miami has risen 50 spots in the Ken Pomeroy Ratings in less than a month, currently sitting at No. 61. Duke is No. 20.

## THE WEATHER

Projected temperatures on game day: Coral Gables - 64/48. Durham, N.C. - 34/23.

## UP NEXT

Miami returns to the BankUnited Center Saturday, Jan. 25 to face No. 2 Syracuse (Jan. 25).

## 2013-14 ROSTER

#	Name	Pos.	Ht.	Wt.	Yr.	Hometown   Previous School (s)
2	Corn Elder	G	5-10	173	Fr.	Nashville, Tenn.   Ensworth HS On football scholarship at UM ... Not expected to play basketball after fall football injury ... Named football & basketball PoY by <i>The Tennessean</i> .
3	Steve Sorenson	G	6-0	161	So.	Dallas, Texas   St. Mark's School of Texas Walk on who played in eight games as a freshman ... First (and only) career point was a free throw against Duke on Jan. 23, 2013.
4	Raphael Akpejori	F	6-9	241	Sr.	Lagos, Nigeria   Sunrise Christian Academy (Kan.) Rebound in each of last nine outings ... Played 18 minutes at Georgia Tech with 2 rebounds and a steal ... Engineering major.
5	Davon Reed	G	6-6	208	Fr.	Ewing, N.J.   Princeton Day School (N.J.) Shooting guard playing out of position at the point ... Season-best 19 pts vs. ASU ... Seven assists vs. Loyola.
11	Mike Fernandez	G	6-1	189	Fr.	Coral Gables, Fla.   Belen Jesuit Walk on raised in Coral Gables, Fla. ... H.M. All-Dade County ... Hit 40 percent of field goals senior season.
12	Justin Heller	G	6-2	177	Sr.	Boca Raton, Fla.   West Boca Raton Community Walk on who earned scholarship Spring 2014 semester ... Played in 16 career games ... Scored first career points against Charlotte in 2012.
15	Rion Brown	G	6-6	211	Sr.	Hinesville, Ga.   Liberty County Double-doubles against UNC & Texas Southern ... 52 pts in last three outings: 20-39 FG, 9-20 3FG ... Has 7+ rebounds in nine games.
20	Manu Lecomte	G	5-11	159	Fr.	Brussels, Belgium   Athene des Pagodes Season high 16 points at GT and tied season best of 4 rebounds ... Returned to starting 5 vs. FSU, first since 11/28.
21	Erik Swoope	F	6-5	220	Sr.	Lake Elsinore, Calif.   Harvard-Westlake Career game at UNC: 14 points, four rebounds, two steals, an assist & a block in career-best 25 min ... Max bench press is 365 pounds.
22	Donnavan Kirk	F	6-9	228	Gr.	Pontiac, Mich.   DePaul   Detroit Country Day HS Hit 14-18 shots (77.8%) in last two games ... 9-12 FG, 3-4 3FG vs. FSU ... At least one block in all but two games, multiple swats 11 times.
23	Tonye Jekiri	C	7-0	235	So.	Hialeah, Fla.   Champagnat Catholic School   Nigeria Career-best 10 rebounds at UNC with three blocks and two steals ... Career-high 9 pts vs. La Salle, then 10 vs. Loyola ... Native of Nigeria.
25	Garrius Adams	G	6-6	200	Gr.	Apex, N.C.   Middle Creek 26 assists and 10 steals in past 7 games ... Career high 20 points vs. UCF with 2 steals and 8 rebounds ... 9 pts, 9 rebs, 4 assists vs. ASU.
35	James Kelly	F	6-7	246	Jr.	Ann Arbor, Mich.   Owens CC   Pioneer HS Two-straight career-high games with 17 points vs. TSU, then 18 points at CofC ... 12 points, 9 rebounds in ACC debut vs. Virginia Tech.

## REDSHIRTS (\*will sit out 2013-14 season and have two years of eligibility remaining)

1	Deandre Burnett	G	6-2	191	Fr.	Miami, Fla.   Carol City HS Sustained left wrist injury, will redshirt rookie season ... 2012 Parade All-American ... Avg. 37 ppg as a senior, third in the nation.
10	Sheldon McClellan *	G	6-5	206	Jr.	Houston, Texas   Texas   Bellaire Played 68 games, starting 24 at Texas ... In two seasons averaged 12.4 ppg, 3.6 rpg, 0.7 apg.
13	Angel Rodriguez *	G	5-11	181	Jr.	Cupey, P.R.   Kansas State   Miami Krop HS NABC All-District, All-Big 12, Big 12 All-Defensive Team ... Big 12 Co-Champions ... Played 65 career games, averaging 9.8 ppg, 4.2 apg.

## LARRAÑAGA BY THE NUMBERS

1 - Coach Jim Larrañaga is one of four ACC coaches with a Final Four appearance to his credit.

4 - In 2006, Coach Jim Larrañaga became the first coach at a mid-major school to take his team to the NCAA Final Four in 27 years.

7 - Larrañaga is no stranger to the ACC. In his seven seasons as an assistant coach at Virginia, the Cavaliers participated in the NCAA Final Four in 1981 and 1984, won three ACC Championships and finished in the Top 5 of the AP rankings.

14 - Larrañaga has made 14 postseason appearances in the past 23 years, including six NCAA tournaments.

30 - Larrañaga is in his 30th year as a head coach and has successfully transitioned three institutions into successful programs: Miami, Bowling Green and George Mason.

## LARRAÑAGA - WHY MIAMI?

Along with returning to the best basketball conference in the country, Coach L had a few personal reasons for accepting the head coaching job at Miami. Coach's grandfather was from Cuba, where he produced the Larrañaga [lare-en-YAH-ga] cigar. Coach's father was raised in Key West before moving to The Bronx, N.Y., getting married and raising six children. Coach L was raised in The Bronx, but vacationed to Florida as a boy. He also has owned a house in Sarasota - which he bought from Dick Vitale's daughter - for eight years, and three of his siblings have retired to Florida.

## MIAMI VS. DUKE (4-16)

Since the rebirth of Miami basketball in 1985: 3-16

Since joining the ACC in 2004-05: 3-12

Since the arrival of Jim Larrañaga in 2011-12: 2-1

## HIGHEST RANKED OPPONENT BEATEN AT HOME

#1 Duke, 90-63 (1/23/13)

## UM vs. RANKED TEAMS ALL-TIME

Overall	47-131
Home	32-49
at BankUnited Center	13-17
Overtime	1-3
Double Overtime	0-3

## UM vs. RANKED TEAMS SINCE THE REBIRTH (1985-86)

Overall	44-117
Home	29-42

## UM vs. RANKED TEAMS SINCE JOINING ACC (2004-05)

Overall	19-42
Home	12-15
Conference Games	16-28

## UM vs. RANKED TEAMS UNDER LARRAÑAGA (2011-12)

Overall	5-10
Home	3-2
Conference Games	4-6

## PRONUNCIATIONS

## Players

5	Davon Reed	Dave-on
10	Raphael Akpejori	AHK-peh-jour-ee
15	Rion Brown	Ryan
20	Manu Lecomte	Man-ew La-cont
21	Erik Swoope	Swoope
23	Tonye Jekiri	Tahn-yay Jah-kEEr-EE
25	Garrius Adams	GARY-us

## Coaches

Jim Larrañaga	LARE-uh-NAY-guh
Michael Huger	HUE-gur
Chris Caputo	Ca-poo-toe

## CLASS BREAKDOWN

**Graduates** Garrius Adams, Donnavan Kirk

**Seniors** Raphael Akpejori, Rion Brown  
Justin Heller, Erik Swoope

**Juniors** James Kelly, Sheldon McClellan  
Angel Rodriguez

**Sophomores** Tonye Jekiri, Steve Sorenson

**Freshmen** Deandre Burnett, Cornelius Elder  
Mike Fernandez, Manu Lecomte, Davon Reed

## GEOGRAPHIC BREAKDOWN

## BELGIUM

**Brussels** Manu Lecomte

## NIGERIA

**Lagos** Raphael Akpejori

## PUERTO RICO

**Cupey** Angel Rodriguez

## UNITED STATES

**California** Erik Swoope

**Florida** Deandre Burnett, Mike Fernandez  
Justin Heller, Tonye Jekiri

**Georgia** Rion Brown

**Michigan** James Kelly, Donnavan Kirk

**New Jersey** Davon Reed

**North Carolina** Garrius Adams

**Tennessee** Corn Elder

**Texas** Steve Sorenson, Sheldon McClellan

## 2013-14 ACC STANDINGS

As of Jan. 19, 2014

1.	Syracuse	5-0	1.000	18-0	1.000
2.	Pitt	4-1	.800	16-2	.889
3.	Clemson	4-1	.800	13-4	.765
4.	Virginia	4-1	.800	13-5	.722
5.	Duke	3-2	.600	14-4	.778
6.	Florida State	3-2	.600	12-5	.706
7.	Maryland	3-2	.600	11-7	.611
8.	Wake Forest	2-3	.400	12-6	.667
9.	Notre Dame	2-3	.400	11-7	.611
10.	<b>Miami</b>	<b>2-3</b>	<b>.400</b>	<b>10-7</b>	<b>.588</b>
11.	North Carolina	1-3	.250	11-6	.647
12.	NC State	1-4	.200	11-7	.611
13.	Georgia Tech	1-4	.200	10-8	.556
14.	Virginia Tech	1-4	.200	8-9	.471
15.	Boston College	1-4	.200	5-13	.278

*Miami was picked to finish 12th in the ACC this season.*

**2013-14 QUICK HITS**

- 9 newcomers (8 scholarship)
  - 6 players return (4 scholarship)
  - 0 starters return
  - Nine scholarship players are available for 2013-14 season.
  - 2 players will redshirt after transferring from Division I schools.
- One will redshirt due to injury.

- Six seniors in 2013-14, after having five seniors - who all earned their academic degree - last season.

• Miami is the only ACC team with zero returning starters. Additionally, Miami lost its six top players, who started 174 combined games. Rion Brown is the only Hurricane to start any games (6) last season, so the Canes return 6-of-180 starts, which is 3.3 percent.

- Miami returns 13.3 percent of points scored (9.3 ppg), 14.2 percent of rebounds (5.1 rpg) and 1.0 percent of assists (1.1 per game), all the lowest in the ACC.

- Coach Jim Larrañaga is one of five active ACC coaches with 400 or more wins.

- Miami's freshman class includes: Deandre Burnett - third in the nation in scoring as a senior with 37 ppg; Manu Lecomte - Belgium second division player; and Davon Reed - 2,000 point scorer who averaged 24 ppg as a senior.

- Two transfers joined the Canes this season in James Kelly, who averaged 17.9 ppg and 10.0 rpg in two JC seasons and Donnavan Kirk, who played 54 games for DePaul the past two seasons, leading the team in blocked shots.

- One year ago, Miami was selected fourth by the coaches and fifth by the media in preseason ACC polls, but finished the season as the regular season and tournament champion.

- Miami started the 2012-13 season unranked, but jumped to No. 2/2 in the nation by Feb. 18. The Canes ended the season No. 5/10.

- At that same Operation Basketball, zero Hurricanes were selected for preseason All-ACC teams. At the end of the championship season, Jim Larrañaga was Coach of the Year, Shane Larkin was Player of the Year (coaches), and Durand Scott was Defensive Player of the Year while Larkin (1st & defensive), Kenny Kadji (2nd), and Scott (H.M. & defensive) were selected to ACSMA All-ACC teams. The coaches picked Scott for third team and Julian Gamble was listed on the Defensive Team with Scott and Larkin.

- Miami's top six players from the 2013 ACC Championship season combined for 5,399 career points, 2,744 rebounds, 966 assists, 480 steals, 369 blocked shots and 412 starts.

- All six of those six players have played professionally since graduating: Dallas Maverick Shane Larkin was selected No. 18 in the NBA Draft; Kenny Kadji (Cavaliers) and Trey McKinney Jones (Bucks) were with NBA teams during the preseason; Reggie Johnson was selected in the D-League Draft by the Delaware 87ers, Julian Gamble is playing in France and Durand Scott is in Spain.

- Shane Larkin was picked No. 18 overall in the 2013 NBA Draft. The ACC led all conferences with eight players selected in the Draft. Every ACC team has had at least one first round selection. With its four first-round selections, the ACC extends its streak of having at least one first-round draft pick to 25 consecutive years (1989-2013). Over the past five years (2009-13), the ACC leads all conferences with 27 first round picks.

- In 2013 Miami won the ACC regular season and tournament championships. The last team to win both titles outright was North Carolina in 2008. (Duke tied with Maryland in 2010 for regular season).

- Miami is the only school not from the state of North Carolina to win both the ACC regular season and tournament titles outright in the same season. (Georgia Tech was regular season tri-champion in 1985).

**THE GRIND OF THE ACC SCHEDULE**

Four of Miami's first six games of the new year are against teams listed in national polls. After playing at No. 2 Syracuse on Jan. 4, Miami traveled to RV/RV North Carolina on Jan. 8. Then a Jan. 15 home game against in-state rival Florida State was followed by a game at Georgia Tech on Jan. 18. The Canes return home to face No. 18 Duke (Jan. 22) and No. 2 Syracuse (Jan. 25).

**COACH L VS. THE ACC**

Coach Larrañaga has .500 or above winning percentage against all 11 returning ACC schools, and is 0-1 against the newcomers. Notably, Coach L is 6-3 combined against Duke and North Carolina.

vs. Boston College 5-0	vs. North Carolina State 2-2
vs. Clemson 3-0	vs. Notre Dame 0-0
vs. Duke 2-1	vs. Pittsburgh 0-0
vs. Florida State 2-2	vs. Syracuse 0-1
vs. Georgia Tech 4-1	vs. Virginia 1-1
vs. Maryland 2-1	vs. Virginia Tech 3-1
vs. North Carolina 4-2	vs. Wake Forest 1-1

**LARRAÑAGA AND KRZYZEWSKI**

Miami coach Jim Larrañaga and Duke Coach Mike Krzyzewski are two of four ACC coaches with a Final Four appearance to his credit. At George Mason, Larrañaga took the 2006 Patriots to the Final Four. Larrañaga and Krzyzewski are two of four active ACC coaches with 500 or more wins. Larrañaga and Mike Krzyzewski have both won the following coach of the year awards: Naismith, AP and ACC.

**STIFLING D BY THE HURRICANES**

After playing man-to-man defense 95 percent of the time in his first 40 years of coaching, Jim Larrañaga's team is now playing zone 95 percent of the game.

With the zone, Miami has held its last 11 opponents to less than 70 points, and only two teams overall this season have scored more than 70 points on the Canes (80-Georgia Southern, 71-George Washington). Prior to the game against Florida State, UM held five-straight opponents to fewer than 60 points.

In the last four conference games, Miami has held Syracuse, North Carolina, Florida State and Georgia Tech considerably below their offensive season scoring averages.

Team	PPG	FG%	3FG%
Syracuse	76.2	47.4	36.6
SU vs. UM	49	36.2	20.0
UNC	79.1	46.7	32.7
UNC vs. UM	57	30.8	23.8
FSU	74.3	47.6	35.2
FSU vs. UM	63	45.7	46.7
GT	70.7	44.2	29.8
GT vs. UM	42	29.5	20.0

**LECOMTE COMPARED TO LARKIN**

Freshman Manu Lecomte's conference stats are comparable to Shane Larkin's during his rookie year at the U.

	GP-S	MPG	PPG	FG%	3FG%	FT%	A	S
Lecomte	5-2	32.8	8.8	35.0	27.3	81.3	18	3
Larkin	5-1	20.2	4.0	35.3	30.8	1.00	17	12

**US NEWS AND WORLD REPORT**

According to latest US News & World Report rankings, the University of Miami is the top academic institution in the state of Florida and ranks 47th nationally.

**SERIES VS. DUKE**

Overall	Duke leads 16-4
Games at Miami	3-6
Games at Durham	1-8
Games on neutral courts	0-2
Current streak	Duke won 1
Last meeting	March 2, 2013. L, 79-76
Larrañaga at UM vs. Duke	2-1

**DID YOU KNOW .....**

Miami has only three players 6-foot-9 or taller, and six guys are between 6'5 and 6'7, while seven Canes are 5'11 to 6'2.

Miami men's basketball has graduated 30 of 31 players in the past nine years and in just two seasons under Larrañaga, the team has had all nine seniors earn their degree. All six seniors on the 2013 ACC Championship team earned their degree, including current senior Garrus Adams.

Coach L became the first Miami coach to win 20+ games in his first two seasons at UM and only the fourth of 12 UM coaches to post two 20-win seasons.

Former Cane Rick Barry was named one of the Greatest Players in NBA History.

Miami native and former Cane James Jones won the 2010-2011 NBA All-Star Weekend 3-Point Contest and the NBA Championship in the 2011-2012 season.

Six-time NBA All Star Amar'e Stoudemire enrolled at UM last year and is taking classes to earn his bachelor's degree.

UM is in its 10th season in the ACC.

Coach L led the George Mason Patriots to the Final Four with big wins over some of basketball's elite teams such as Michigan State, UNC, and UConn. He was the first coach to take a mid-major to a Final Four in 27 years when his team advanced in 2006.

In 14 years at George Mason, Larrañaga led the Patriots to five NCAA Tournament appearances (2011, 2008, 2006, 2001, 1999), including the 2006 Final Four.

Miami basketball received APR (academic progress rate) Public Recognition Awards for being among the top 10 percent in APR in their sport. Miami ranks in the top 10 percent NCAA men's basketball with a 990 APR.

The University of Miami Department of Athletics recorded a Graduation Success Rate (GSR) of 92 percent. Miami's department-wide GSR is tied for third among ACC schools and 10th overall among FBS programs. UM has exceeded the NCAA average GSR in each of the last nine years.

According to latest US News & World Report rankings, the University of Miami is the top academic institution in the state of Florida and ranks 47th nationally.

The Hurricanes have made at least one trey in 852 of 857 games since the NCAA adopted the 3-point shot in 1986.

Miami has held 710 of its last 711 opponents to less than 100 points. UNC was the last team to score 100+, defeating UM 105-64 on Jan. 31, 2007.

The Canes have averaged 20+ wins in each of the last eight seasons.

UM has played in the postseason 14 of the past 19 years, six of which were in the NCAA Tournament. The Hurricanes have advanced to the postseason seven times in nine seasons, with five NIT appearances and two NCAA appearances.



## BEATING NO. 1 | JAN. 23, 2013 | CORAL GABLES, FLA.

- The then-No. 25 Hurricanes became the first team to beat a No. 1 team by 20-plus points in the 21st century with the 90-63 ACC win over top-ranked Duke on Jan. 23, 2013.
- It marked coach Jim Larrañaga's first win over a No. 1 team and the first time in UM's history that the Canes defeated a top-ranked opponent. Miami is now 1-6 against No.1-ranked opponents.
- Shane Larkin notched his first career double-double with 18 points (8-of-14) and 10 rebounds. He added five assists and a steal in 36 minutes. Larkin was the first player with 18+ pts, 10+ reb, 5+ ast in a win vs. a No. 1 team since Dwyane Wade in 2003 regional final vs Kentucky.
- After trailing 14-13 with 10:19 left in the first half, Miami held Duke without a field goal for 8:13 in the first half and went on a 25-1 run in the first half, then extended it to 36-5 until the 18:25 mark in the second stanza.
- UM shot 50 percent in both halves (58.6 & 55.2) against Duke.
- Durand Scott notched 25 points and Kenny Kadji racked up 22 in the win over Duke, the first time two Canes scored 20 points in the same game since Malcolm Grant (23) and Reggie Johnson (20) each notched 20 points at NC State on Jan. 23, 2011.
- Miami held Seth Curry, Quinn Cook and Tyler Thornton to 1-29 shooting. Add Mason Plumlee to the mix and those four players were held to 6-44 (13.6%).
- Miami held Duke to 29.7 percent shooting from the field and 17.4 percent from distance, hitting only four. Prior to the game Duke led the ACC in three-point percentage (.422) and three-point field goals per game (7.8 3pg.).
- UM held Seth Curry scoreless, as he shot 0-10 from the field including 0-5 from distance. Curry entered the game with 20 or more points in three of Duke's four ACC games. In league play, he was second in the ACC in scoring at 19.0 points per game while leading the ACC in three-point percentage (.571) and three-point field goals (4.0 3pg.). Curry averaged 12.7 points per game in his career versus Miami.
- The Canes racked up 14 assists while attacking the basket against Duke. Prior to the matchup, the Blue Devils had set a Coach K era record by limiting six opponents this season to under seven assists in a game. Duke was allowing just 8.5 assists per game. The Blue Devils had allowed 10 or fewer assists in a game 12 times this season
- Miami held two of Duke's top scorers significantly below their season 3-point shooting average. Seth Curry, who shoots 45.7 percent, was 0-5 from range and Quinn Cook hit 1-of-5 from long distance, despite hitting 40.7 percent on the season.

## NO. 25 MIAMI 90, NO. 1 DUKE 63 - JAN. 23, 2013

01-23-13 7 p.m. at BankUnited Center | Coral Gables, Fla.

## Duke 63 • 16-2, 3-2

#	Player	Total			3-Ptr		Rebounds			PF	TP	A	TO	Blk	Stl	Min
		FG-FGA	FG-FGA	FT-FTA	Off	Def	Tot									
02	Quinn Cook	* 1-12	1-5	2-2	3	4	7	3	5	5	1	0	0	0	29	
05	Mason Plumlee	* 5-15	0-0	5-10	4	7	11	1	15	1	4	1	0	0	37	
14	Rasheed Sulaimon	* 4-9	2-6	6-6	0	2	2	3	16	3	2	0	4	26		
21	Amile Jefferson	* 6-11	0-0	1-2	3	2	5	3	13	1	0	1	1	28		
30	Seth Curry	* 0-10	0-5	0-0	0	2	2	3	0	0	1	0	1	22		
03	Tyler Thornton	0-7	0-4	1-2	1	1	2	3	1	3	2	0	1	20		
12	Alex Murphy	5-8	1-3	0-1	2	3	5	3	11	0	0	0	0	23		
15	Josh Hairston	1-1	0-0	0-0	1	1	2	0	2	0	0	0	0	9		
40	Marshall Plumlee	0-1	0-0	0-0	1	2	3	1	0	0	0	0	0	6		
Team					1	1	2									
Totals		22-74	4-23	15-23	16	25	41	20	63	13	10	2	7	200		
FG % 1st Half: 8-36		22.2%	2nd half: 14-38	36.8%	Game: 22-74	29.7%										Deadball
3FG % 1st Half: 2-11		18.2%	2nd half: 2-12	16.7%	Game: 4-23	17.4%										Rebounds
FT % 1st Half: 1-4		25.0%	2nd half: 14-19	73.7%	Game: 15-23	65.2%										3

## Miami 90 • 14-3, 5-0

#	Player		Total		3-Ptr		Rebounds			PF	TP	A	TO	Blk	Stl	Min
			FG-FGA	FG-FGA	FT-FTA	Off	Def	Tot								
00	Shane Larkin	*	8-14	2-6	0-1	1	9	10	2	18	5	2	0	1	36	
01	Durand Scott	*	9-14	3-4	4-5	1	5	6	5	25	4	3	0	2	36	
04	Trey McKinney Jones	*	3-6	2-4	2-2	1	3	4	4	10	3	1	0	1	27	
35	Kenny Kadji	*	9-11	2-3	2-4	0	6	6	2	22	0	3	2	1	26	
45	Julian Gamble	*	2-4	0-0	1-6	3	7	10	2	5	0	1	4	2	24	
03	Steve Sorenson		0-0	0-0	1-2	0	0	0	0	1	0	1	0	0	2	
10	Raphael Akpejori		0-0	0-0	0-0	0	1	1	0	0	0	0	0	0	2	
12	Justin Heller		0-1	0-0	0-0	0	0	0	1	0	0	1	0	0	1	
15	Rion Brown		1-3	0-2	2-2	0	0	0	1	4	2	2	0	0	17	
21	Erik Swoope		0-0	0-0	1-2	0	0	0	0	1	0	0	0	0	1	
23	Tonye Jekiri		1-3	0-0	0-1	1	1	2	0	2	0	0	1	1	12	
42	Reggie Johnson		0-2	0-0	2-2	1	4	5	4	2	0	2	1	0	16	
	Team					0	5	5								
	Totals		33-58	9-19	15-27	8	41	49	21	90	14	16	8	8	200	
	FG % 1st Half:	17-29	58.6%	2nd half:	16-29	55.2%	Game:	33-58	56.9%						Deadball	
	3FG % 1st Half:	6-11	54.5%	2nd half:	3-8	37.5%	Game:	9-19	47.4%						Rebounds	
	FT % 1st Half:	2-4	50.0%	2nd half:	13-23	56.5%	Game:	15-27	55.6%						4	

Officials: Karl Hess, Ray Natili, Sean Hull  
 Technical fouls: Duke-None. Miami-None.  
 Attendance: 7972

Score by periods	1st	2nd	Total
Duke	19	44	63
Miami	42	48	90

Points	In Paint	Off T/O	2nd Chance	Fast Break	Bench
DU	36	16	10	0	14
UM	38	12	10	4	10

Last FG - DU 2nd-00:28, UM 2nd-01:40.  
 Largest lead - DU by 3 1st-19:47, UM by 34 2nd-01:40.

Score tied - 1 time.  
 Lead changed - 3 times.

## MIAMI 78, AT NO. 7/5 DUKE 74 (OT) - FEB. 5, 2012

02-05-12 3:05 pm at Durham, N.C. (Cameron Indoor Stadium)

## Miami 78 • 14-7, 5-3 ACC

#	Player	Total			3-Ptr			Rebounds			PF	TP	A	TO	Blk	Stl	Min
		FG-FGA	FG-FGA	FT-FTA	Off	Def	Tot										
35	Kenny Kadji	f	5-8	4-5	1-3	2	6	8	5	15	1	3	0	0	0	32	
42	Reggie Johnson	c	11-17	0-1	5-10	8	4	12	3	27	0	0	0	1	35		
00	Shane Larkin	q	2-8	2-6	1-2	1	2	3	1	7	4	3	0	0	38		
01	Durand Scott	g	3-12	0-1	5-6	4	2	6	4	11	2	4	0	2	35		
03	Malcolm Grant	q	1-9	0-5	0-0	0	3	3	1	2	2	1	0	0	30		
04	Trey McKinney Jones		1-4	0-3	0-0	0	1	1	2	2	1	2	0	0	16		
05	DeQuan Jones		3-5	0-0	3-4	2	6	8	1	9	0	0	0	0	23		
15	Rion Brown		2-4	1-2	0-0	1	0	1	2	5	1	0	0	1	16		
Team						2	4	6				1					
Totals			28-67	7-23	15-25	20	28	48	19	78	11	14	0	4	225		
FG % 1st Half: 16-34		47.1%	2nd half: 10-28	35.7%	OT: 2-5	40.0%	Game: 28-67	41.8%	Deadball Rebounds								
3FG % 1st Half: 5-12		41.7%	2nd half: 2-10	20.0%	OT: 0-1	0.0%	Game: 7-23	30.4%									
FT % 1st Half: 5-7		71.4%	2nd half: 5-10	50.0%	OT: 5-8	62.5%	Game: 15-25	60.0%	3.1								

## Duke 74 • 19-4, 6-2 ACC

		Total			3-Ptr		Rebounds									
#	Player	FG-FGA	FG-FGA	FT-FTA	Off	Def	Tot	PF	TP	A	TO	Blk	Stl	Min		
05	Mason Plumlee	f 2-7	0-0	2-3	7	6	13	4	6	0	4	2	0	28		
15	Josh Hairston	f 1-4	0-0	0-0	2	0	2	2	2	0	1	1	0	13		
00	Austin Rivers	g 7-15	1-7	5-9	2	7	9	3	20	0	2	0	2	43		
03	Tyler Thornton	g 1-3	1-3	0-0	0	0	0	3	3	1	0	0	0	10		
20	Andre Dawkins	q 1-5	1-4	0-0	0	1	1	1	3	1	1	0	0	14		
02	Quinn Cook	3-9	0-3	2-4	0	1	1	1	8	4	1	0	1	28		
21	Miles Plumlee	1-2	0-0	0-0	2	2	4	3	2	1	0	0	1	24		
30	Seth Curry	7-13	4-7	4-6	1	2	3	1	22	4	0	0	3	39		
34	Ryan Kelly	3-10	2-7	0-0	3	4	7	4	8	1	2	2	1	26		
Team					0	3	3									
Totals		26-68	9-31	13-22	17	26	43	22	74	12	11	5	8	225		
FG % 1st Half: 11-30 36.7%		2nd half: 13-31 41.9%	OT: 2-7 28.6%	Game: 26-68 38.2%	Deadball Rebounds											
3FG % 1st Half: 4-13 30.8%		2nd half: 4-14 28.6%	OT: 1-4 25.0%	Game: 9-31 29.0%												
FT % 1st Half: 2-3 66.7%		2nd half: 11-13 84.6%	OT: 0-6 0.0%	Game: 13-22 59.1%	5											

Officials: Karl Hess, Ray Natili, Michael Stephens  
 Technical fouls: Miami-None. Duke-None.  
 Attendance: 9314  
 UM - Kadji fouled out at 0:21.5 in 2nd

Score by periods	1st	2nd	OT	Total
Miami	42	27	9	78
Duke	28	41	5	74

Points	In Paint	Off T/O	2nd Chance	Fast Break	Bench
UM	38	15	22	6	16
DU	26	17	14	5	40

Last FG - UM OT-02:11, DU OT-01:16.  
 Largest lead - UM by 16 2nd-19:04, DU by 3 1st-08:15.

Score tied - 6 times.  
 Lead changed - 9 times.

## NO. 3/3 DUKE 79, NO. 5/7 MIAMI 76 - MARCH 2, 2013

03-02-13 6:10 PM at Durham, N.C. (Cameron Indoor Stadium)

## University of Miami 76 • 23-5, 14-2

#	Player	Total			3-Ptr			Rebounds			PF	TP	A	TO	Blk	Stl	Min
		FG-FGA	FG-FGA	FT-FTA	FG-FGA	FG-FGA	FT-FTA	Off	Def	Tot							
35	Kenny Kadji	f	7-13	2-6	1-1	2	8	10	4	17	0	3	0	0	35		
42	Reggie Johnson	c	0-5	0-0	0-0	1	4	5	4	0	1	1	0	0	17		
00	Shane Larkin	g	8-16	2-7	7-8	1	3	4	4	25	4	4	0	0	39		
01	Durand Scott	g	6-16	0-2	0-1	3	2	5	1	12	1	1	0	1	38		
04	Trey McKinney Jones	g	4-6	2-3	2-2	0	5	5	1	12	0	0	0	0	28		
15	Rion Brown		0-4	0-3	3-4	1	2	3	1	3	0	0	0	0	16		
21	Erik Swoope		0-0	0-0	0-0	1	1	2	2	0	1	0	0	0	4		
23	Tonye Jekiri		1-1	0-0	0-0	0	0	0	1	2	0	1	0	0	5		
45	Julian Gamble		2-3	0-0	1-1	2	1	3	2	5	0	0	0	0	18		
Team							2	1	3								
Totals			28-64	6-21	14-17	13	27	40	20	76	7	10	0	1	200		
FG % 1st Half: 15-32		46.9%	2nd half: 13-32	40.6%	Game: 28-64		43.8%	Deadball Rebounds									
3FG % 1st Half: 2-9		22.2%	2nd half: 4-12	33.3%	Game: 6-21		28.6%	2									
FT % 1st Half: 4-4		100.0%	2nd half: 10-13	76.9%	Game: 14-17		82.4%										

## UM COMMUNICATIONS

Assoc. AD for Communications Chris Freet  
c.freet@miami.edu

MBB Contact Amy Woodruff  
Associate Director of Communications

Work/Cell (305) 284-3241 / (813) 410-1194

Email a.woodruff@miami.edu

Website www.HurricaneSports.com

## 2013-14 UM QUICK FACTS

Location	Coral Gables, Fla.
Stadium	BankUnited Center
Press Row	305-284-2111
Capacity	7,900
Enrollment	15,524
Founded	1925
Colors	Orange, Green, White
Nickname	Hurricanes
Mascot	Sebastian the Ibis
Conference	Atlantic Coast
President	Dr. Donna E. Shalala
Director of Athletics	Blake James
Address	5821 San Amaro Drive Coral Gables, Fla. 33146

2012-13 Overall Record	29-7
Home/Away/Neutral	14-1/10-3/5-3
2012-13 ACC Record	15-3
2012-13 ACC Finish	1
Returning / Lost	7/6
Newcomers	9

Head Coach	Jim Larrañaga
Alma Mater	Providence, 1971
Record at UM	59-27 / 3rd season
Overall Record	529-361 / 30th season

## STAFF

Eric Konkol	Wisconsin-Eau Claire, '00
Michael Huger	Bowling Green, '94
Chris Caputo	Westfield (Mass.) State, '02
Director of Operations	Adam Fisher
Assoc. Director of Operations	Jaime Vathielil
Athletic Trainer	Wes Brown
Strength & Conditioning Coach	Steve Felde

## HISTORY

First Season of Basketball	1926
Overall All-Time Record	931-696
Year UM Joined ACC	2004-05
NCAA Appearances	Seven
1960, 1998, 1999, 2000, 2002, 2008, 2013	
Last NCAA Appearance	L, 71-61
Sweet 16 vs. Marquette, 2013	
NIT Appearances	10
1961, 1963, 1964, 1995, 1997,	
2001, 2005, 2006, 2009, 2011	
Last NIT Appearance	L, 79-64
Quarterfinals vs. Alabama, 2011	

## COMMUNICATIONS POLICIES

All interview requests for assistant coaches or athletics department staff members must also be approved and cleared by the UM Communications office and/or basketball contact Amy Woodruff. Credential requests are taken via e-mail to Amy Woodruff (A.Woodruff@miami.edu). Any misuse of credentials will result in removal from the BankUnited Center and the permanent voiding of the credential. The UM locker room is closed at all times. For home games, Coach Larrañaga and a handful of Hurricane players will report to the media room for interviews following the opposing team's postgame press conference.

## LED (TIED) THE TEAM IN...

	Points	Rebounds	Assists	Steals	Blocks
Adams	4	3 (1)	2 (4)	4 (7)	
Akpejori				(1)	(1)
Brown	4 (1)	2 (3)	4 (6)	1 (4)	
Jekiri		1 (2)		(3)	2 (2)
Kelly	3			(2)	1 (2)
Kirk	3 (1)	7 (2)			11 (2)
Lecomte	1		4 (2)	1 (4)	
Reed	1		1 (2)	2 (1)	(1)
Swoope				(1)	

## WHAT A DIFFERENCE A YEAR MAKES

A season ago, only one of Miami's starters were playing for the Canes, while another was out with injury. Four of Miami's current top seven players were scattered across the world playing ball.

Rion Brown was Miami's seventh man, averaging 11 points, 1.7 rebounds and 0 assists in 20.0 minutes after three ACC games. Garrius Adams was sitting out the season while rehabbing a knee injury, and Donnavan Kirk was playing at DePaul in the BIG EAST Conference. James Kelly was playing at Owens Community College while Davon Reed was still playing prep ball at Princeton Day School (N.J.). Manu Lecomte was playing as an amateur in a professional league in Belgium and Tonye Jekiri was averaging 1.3 points and 2.3 rebounds in 5.3 minutes per ACC game.

## MIAMI'S STATS BREAKDOWNS

	All	ACC	Home	Away	Wins	Losses
PPG	62.4	55.2	67.5	56.9	67.2	55.6
FG%	42.2	39.5	41.2	44.6	47.1	35.6
3FG%	31.9	30.1	29.6	32.8	36.3	27.0
FT%	69.0	60.9	69.4	65.7	67.8	71.1
RPG	35.8	35.0	39.1	32.7	35.3	36.6
APG	11.5	10.2	11.9	11.3	13.0	9.3
TOPG	10.9	11.0	9.5	12.9	10.4	11.6
SPG	5.6	4.2	7.4	4.3	6.1	5.0
BPG	4.4	4.4	4.3	4.4	4.4	4.3

## CARDIAC CANES

Miami leads all ACC schools having played eight games decided by five points-or-less or in overtime. Miami has played four overtime games and four others that were decided in the final minutes. Miami is 1-3 in overtime this season and 2-2 in close games that ended in regulation: wins at Cal State Fullerton and vs. Arizona, and losses to UCF and at Syracuse.

## STARTERS BY GAME

SFB	Lecomte	Adams	Brown	Kirk	Jekiri
GSU	Lecomte	Adams	Brown	Kirk	Jekiri
TSU	Lecomte	Adams	Brown	Kirk	Jekiri
CofC	Lecomte	Adams	Brown	Kirk	Kelly
UCF	Lecomte	Adams	Brown	Kirk	Kelly
GWU	Lecomte	Adams	Brown	Kirk	Jekiri
CSF	Reed	Adams	Brown	Kirk	Kelly
ASU	Reed	Adams	Brown	Kirk	Kelly
NEB	Reed	Adams	Brown	Kirk	Kelly
VT	Reed	Adams	Brown	Kirk	Kelly
SSU	Reed	Adams	Brown	Kirk	Kelly
LaSalle	Reed	Adams	Brown	Kirk	Kelly
Loyola	Reed	Adams	Brown	Kirk	Kelly
Syracuse	Reed	Adams	Brown	Kirk	Kelly
UNC	Reed	Adams	Brown	Kirk	Kelly
FSU	Lecomte	Adams	Brown	Kirk	Jekiri
GT	Lecomte	Adams	Brown	Kirk	Jekiri

## RECORD BY STARTING LINEUP

Lecomte, Adams, Brown, Kirk, Jekiri	3-3
Lecomte, Adams, Brown, Kirk, Kelly	1-1
Reed, Adams, Brown, Kirk, Kelly	6-3

## FIRSTS UNDER JIM LARRAÑAGA

First game: Nov. 11, 2011 vs. Tennessee Tech. W, 69-58.  
First starting lineup: Malcolm Grant, Durand Scott, Garrius Adams, Erik Swoope, Kenny Kadji.  
First opening tip: Miami – Kenny Kadji.  
First UM FG: 18:38, Durand Scott, 3-pointer.  
First lead: 18:38, 3-0.  
First halftime score: Tennessee Tech 32, Miami 27.  
First win: Nov. 11, 2011. Miami 69, Tennessee Tech 58.  
Attendance at first game: 3,600.  
First loss: Nov. 25, 2011 at Ole Miss, 64-61 (OT).  
First road win: Dec. 22, 2011 at Charlotte, 76-61.  
First ACC game: Jan. 7, 2012 at Virginia, L, 52-51.  
First ACC win: Jan. 18, 2012 vs. Clemson, 76-73.  
First ACC regular season title: 2012-13

## JIM LARRAÑAGA = PROGRAM CHANGER

## In Coach L's Two Seasons at Miami ...

- ACC Regular Season and Tournament Championships
- .710 winning percentage
- Two 20-win seasons
- Two postseason appearances with three victories
- 15 ACC wins in 2013
- One All-American

## Seven Seasons before Coach L at UM ...

- .561 winning percentage
- Best conference finish was fifth place
- One NCAA Tournament appearance
- Most ACC wins was eight

## In Coach L's 14 Seasons at George Mason ...

- .626 winning percentage
- 13 straight winning seasons
- A Final Four appearance
- 5 trips to the NCAA tournament
- 9 postseason appearances
- First national ranking
- First appearance in Top 10
- First wins over Top 10 teams
- Winningest coach in league history

## Seven Seasons before Coach L at GMU...

- .340 winning percentage
- 7 straight losing seasons
- 0 postseason appearances
- Worst team in the CAA

## CANES IN THE NCAA TOURNAMENT

Season	Coach	Overall	Conf.	Record
1959-60	Bruce Hale	23-4		0-1
1997-98	Leonard Hamilton	18-10	11-7	0-1
1998-99	Leonard Hamilton	23-7	15-3	1-1
1999-00	Leonard Hamilton	23-11	13-3	2-1
2001-02	Perry Clark	24-8	10-6	0-1
2007-08	Frank Haith	23-11	8-8	1-1
2012-13	Jim Larrañaga	29-7	15-3	2-1

## 20-WIN SEASONS AT MIAMI

Season	Coach	Overall	Conf.	W-L	Postseason
1946-47	Hart Morris	20-7			
1959-60	Bruce Hale	23-4			NCAA
1960-61	Bruce Hale	20-7			NIT
1962-63	Bruce Hale	23-5			NIT
1963-64	Bruce Hale	20-7			NIT
1964-65	Bruce Hale	22-4			
1998-99	Leonard Hamilton	23-7	BIG EAST	15-3	NCAA
1999-00	Leonard Hamilton	23-11	BIG EAST	13-3	NCAA
2001-02	Perry Clark	24-8	BIG EAST	10-6	NCAA
2007-08	Frank Haith	23-11	ACC	8-8	NCAA
2009-10	Frank Haith	20-13	ACC	4-12	
2010-11	Frank Haith	21-15	ACC	6-10	NIT
2011-12	Jim Larrañaga	20-13	ACC	9-7	NIT
2012-13	Jim Larrañaga	29-7	ACC	15-3	NCAA

**RION BROWN REBOUNDS**

Senior Rion Brown, a 6-6 guard is averaging 6.4 rebounds, up from his 2.2 career average prior to the season. This season Brown has grabbed seven or more rebounds in nine games. In his previous three seasons, he had only three games with 7+ boards. He pulled down seven once last year and had games with eight and seven as a rookie.

Year	Games	Rebounds	Average
Freshman	36	72	2.0
Sophomore	31	86	2.8
Junior	36	72	2.0
Senior	17	108	6.4

**RESERVES BECOME STARTERS**

After playing as reserves a season ago, Rion Brown and Tonye Jekiri have upped their production on the stat sheet. Garrius Adams, who last played during the 2011-12 campaign, has also improved his numbers.

	Year	PPG	RPG	MPG
<b>Brown</b>	2012-13	6.4	2.0	22.2
	2013-14	14.1	6.4	34.5
<b>Jekiri</b>	2012-13	1.4	1.6	6.9
	2013-14	3.6	4.5	18.4
<b>Adams</b>	2011-12	4.5	2.1	16.8
	2013-14	9.8	4.5	33.9

**JEKIRI POSTS CAREER HIGHS**

In his rookie campaign, Jekiri totalled 47 points, 55 rebounds and 11 blocks in 34 games. In 16 games so far this season, Jekiri has 62 points, 74 rebounds and 13 blocks.

Jekiri notched career-bests in points (10) against Loyola and both rebounds (10) and blocks (3) at North Carolina.

Year	Games	Points	Rebounds	Blocks	Minutes
2012-13	34	47	55	11	235
2013-14	17	62	77	14	313

**LATE-GAME INEXPERIENCE**

In five of Miami's seven losses, the Hurricanes have led late into the second half.

Vs. Florida State, Miami led until 3:49 left in the game.

At Syracuse, Miami led until 4:16 left in the game.

Vs. Virginia Tech, UM had the lead with 4:29 left in OT.

At Nebraska the Canes never led.

Vs. GWU, Miami led until 3 seconds left in regulation.

Vs. UCF UM led early in the first half.

Vs. St. Francis, the Canes led with 41 seconds left in regulation.

**SHARING THE LEAD**

Nine Canes have shared team-highs in five statistical categories this season. Five guys have led the team in scoring and four have led or shared top rebounding honors. Four Canes led in assists, seven in steals and five in blocks. *For a complete chart, see page 4 of the notes.*

**MIAMI IN NATIONAL STATS**

Miami is ranked No. 9 in the country in scoring defense, holding opponents to just 59.6 points per game. The Canes are also ranked No. 29 in field goal percentage defense, at just 39.1 per game. UM is No. 8 in personal fouls per game, No. 36 in fewest turnovers, No. 50 in turnovers per game and No. 104 in blocked shots per game.

**COACHING COORDINATORS FOR MIAMI**

Miami's assistant coaching staff is set up in a coordinator system, with Eric Konkol as the offensive coordinator, Michael Huger manning the defense and Chris Caputo handling the scout for every opponent.

**2013-14 SIGNING CLASS**

A consensus Top 60 player, Ja'Quan Newton of Neumann-Goretti High in Philadelphia, is a 6-2, 180-pound guard listed as the No. 55 player in ESPN's Top 100 list. James Palmer, a senior at St. John's College High, is a 6-foot-4, 180-pound guard from Washington, D.C., who helped his squad to a 20-win season by averaging 12 points, five rebounds and two assists as a junior. Omar Sherman, out of Duncanville, Texas, is a four-star prospect, according to ESPN and Scout.com. The 6-foot-8, 220-pound forward plays high school ball at Duncanville High, where he is coached by Kenny Boren. Ivan Cruz Uceda is a 6-foot-10, 240-pound forward originally from Madrid, Spain, ranked No. 55 overall by ESPN. Cruz Uceda will be available to play a pair of seasons for Miami following his two years at Harcum College in Pennsylvania. The four newcomers will join an already talented 2014-15 class, which includes redshirt-freshman Deandre Burnett, who is out this season with an injury, and transfers Sheldon McClellan and Angel Rodriguez, who are currently sitting out due to NCAA transfer rules.

**DIVERSITY AT UM EXTENDS TO COURT**

Five Miami players speak English as a second language. Raphael Akpejiori - Two African languages. Mike Fernandez - Spanish (Cuban). Tonye Jekiri - African. Manu Lecomte - French. Angel Rodriguez - Spanish (Puerto Rican). UM is the academic home of nearly 1,700 foreign students of all socioeconomic backgrounds, from more than 110 countries as diverse as Peru, Pakistan, and Poland. Miami's diversity also is evident in its full-time faculty, which is nearly 36 percent minority, making UM one of the most diverse major private research universities.

**DREAM BEGINS IN DALLAS FOR LARKIN**

Miami Hurricanes All-America point guard Shane Larkin has played in 28 games for the Dallas Mavericks, averaging 3.9 points, 0.7 steals and 1.9 assists in 12.8 minutes, after missing a few games with a foot injury. Larkin was traded to the Dallas Mavericks after being selected with the No. 18 overall pick by the Atlanta Hawks during the 2013 NBA Draft at Barclays Center. The Mavericks are coached by Rick Carlisle, who was recruited by and played under Larrañaga at Virginia from 1982-84.

**ADAMS ENSHRINED INTO HS HALL OF FAME**

Garrius Adams has been inducted into the Middle Creek High School Athletics Hall of Fame. The North Carolina basketball product will be honored before the school's football game on October 18. As a high school senior, Adams averaged 21.8 points per game en route to setting a new Middle Creek High School scoring record in career points.

**AKPEJIORI TAKES ATHLETES IN ACTION TOUR**

In August of 2013, averaged 9.2 points and 5.8 rebounds for Athletes in Action through five games played in Jamaica. Game high was 12 points against the Jamaican National Team, against former teammate Durand Scott.

**ACC TELECONFERENCE**

Coach L will speak on the ACC teleconference every week at 11:20 a.m., except Jan. 13 at 11:10 a.m. There will be an instant replay of each teleconference on the Conference's internet site, theACC.com each Monday afternoon.

**PRO CANES**

James Jones	Miami Heat
Shane Larkin	Dallas Mavericks
John Salmons	Toronto Raptors

Will Frisby	Fort Wayne Mad Ants (D-League)
Robert Hite	Canton Charge (D-League)
Lance Hurdle	Springfield Armor (D-League)
Reggie Johnson	Delaware 87ers (D-League)
DeQuan Jones	Reno Bighorns (D-League)
Trey McKinney Jones	Fort Wayne Mad Ants (D-League)

Brian Asbury	Hapoel Holon (Israel)
Julian Gamble	St Vallier Basket Drome (France)
Malcolm Grant	Halifax Rainmen (Canada)
Leroy Hurd	Al Ahli (Dubai)
Kenny Kadji	NY Phantoms (Germany)
Anthony King	Artland Dragons (Germany)
Darius Rice	Hitachi Sunrockers (Japan)
Durand Scott	Obradoiro (Spain)
Adrian Thomas	Shimane Susanoo Magic (Japan)

**COACH L COACHING TREE**

Jamie Angeli - Assoc. Women's Basketball HC - City College of New York  
 Joe Barer - HC - Davenport Assumption High School  
 Scott Cherry - HC - High Point  
 Bill Courtney - HC - Cornell  
 Kent Dernbach - Assistant - University of Wisconsin Stephens Point  
 Brian Ellerbe - Former HC - Michigan. Now assistant - DePaul  
 Jerry Francis - Former HC - Prairie View  
 Mike Gillian - Former HC - Longwood University  
 Stan Heath - HC - University of South Florida  
 Marc Iavaroni - Former HC - Memphis Grizzlies. Former assistant - LA Clippers  
 James Johnson - HC - Virginia Tech  
 Derek Kellogg - HC - UMass  
 Scott Lombardi - Director of Men's Basketball Operations - George Mason  
 Steve Merfeld - Former HC - Evansville. Now assistant - Creighton  
 Keith Nofzt - Former assistant - Central Michigan. Now HC McKinley HS  
 Jeff Schneider - Former HC - Cal Poly San Luis Obispo  
 Anthony Solomon - Former HC - St. Bonaventure. Now assistant - Notre Dame  
 Ricky Stokes - Former head coach - Virginia Tech. Former HC - East Carolina  
 Jeff Westlund - HC - Bethel University  
 Ricky Yahn - HC - Concordia University

**MIAMI'S LARGEST IN 2013-14**

<b>Lead</b>	33, vs. Loyola, 12/30
<b>Deficit</b>	16, at Nebraska, 12/4
<b>Margin of Victory</b>	23, vs. Loyola, 12/30
<b>Margin of Defeat</b>	11, at Nebraska, 12/4
<b>Halftime Lead</b>	23, vs. Loyola, 12/30
<b>Halftime Deficit</b>	9, at Nebraska, 12/4
<b>Deficit in Win</b>	12, vs. Texas Southern, 11/14
<b>Halftime Deficit in Win</b>	—
<b>Lead in Loss</b>	13, vs. Virginia Tech, 12/8
<b>Halftime Lead in Loss</b>	8, vs. Virginia Tech, 12/8

**LARRAÑAGA ADDED TO UM FACULTY**

Coach Jim Larrañaga has been appointed as Adjunct Assistant Professor of Kinesiology and Sport Sciences at the University of Miami. Due to his head coaching responsibilities, Larrañaga will be a guest lecturer at several different classes in the School of Education and Human Development throughout the semester.

**LARRAÑAGA DELIVERS UM COMMENCEMENT SPEECH**

Coach L delivered an inspirational 10-minute Commencement speech in May to the College of Arts and Sciences and the Rosenstiel School of Marine and Atmospheric Science graduates.

**LARRAÑAGA CONTRACT EXTENDED THROUGH 2022**

The University of Miami extended Coach Jim Larrañaga's contract through May 31, 2022, Director of Athletics Blake James announced in September. Larrañaga first signed a five-year contract in April 2011, then was granted a three-year extension in 2012. Larrañaga signed the nine-year contract following the Canes' historical run in 2013, which culminated with the Bronx, N.Y., native earning AP, Naismith and USBWA Henry Iba National Coach of the Year honors. He was also the ACC Coach of the Year as well as NABC, Basketball Times and USBWA District Coach of the Year.

**LAST FIVE GAMES (3-2)**

#	Player	gp-gs	min	avg	Total		3-Point		F-Throw		Rebounds				pf	dq	a	to	blk	stl	pts	avg
					fg-fga	fg%	3fg-fga	3fg%	ft-fa	ft%	off	def	tot	avg								
15	Rion Brown	5-5	163	32.6	29-59	.492	14-30	.467	4-8	.500	5	28	33	6.6	9	0	5	7	1	4	76	15.2
22	Donnavan Kirk	5-5	136	27.2	23-35	.657	5-9	.556	5-10	.500	14	14	28	5.6	15	1	1	6	9	1	56	11.2
20	Manu Lecomte	5-2	157	31.4	13-35	.371	4-11	.364	13-16	.813	2	6	8	1.6	8	0	19	7	0	3	43	8.6
25	Garrius Adams	5-5	169	33.8	11-39	.282	4-21	.190	5-14	.357	2	16	18	3.6	5	0	19	7	1	6	31	6.2
35	James Kelly	5-3	88	17.6	10-19	.526	2-6	.333	2-4	.500	6	8	14	2.8	8	0	2	3	2	2	24	4.8
21	Erik Swoope	5-0	65	13.0	8-16	.500	0-3	.000	6-8	.750	3	6	9	1.8	7	0	1	4	2	2	22	4.4
23	Tonye Jekiri	5-2	104	20.8	8-18	.444	0-0	.000	3-6	.500	9	18	27	5.4	21	3	6	6	7	4	19	3.8
05	Davon Reed	5-3	82	16.4	3-18	.167	2-13	.154	8-9	.889	0	5	5	1.0	2	0	8	8	0	2	16	3.2
12	Justin Heller	1-0	2	2.0	0-0	.000	0-0	.000	0-0	.000	0	1	1	1.0	0	0	0	1	0	0	0	0.0
11	Mike Fernandez	1-0	2	2.0	0-0	.000	0-0	.000	0-0	.000	0	0	0	0.0	0	0	0	2	0	0	0	0.0
04	Raphael Akpejori	4-0	31	7.8	0-1	.000	0-0	.000	0-0	.000	3	2	5	1.3	3	0	0	1	0	1	0	0.0
03	Steve Sorenson	1-0	1	1.0	0-0	.000	0-0	.000	0-0	.000	0	0	0	0.0	0	0	0	0	0	0	0	0.0
Team											6	9	15					3				
Total.....		5	1000		105-240	.438	31-93	.333	46-75	.613	50	113	163	32.6	78	4	61	55	22	25	287	57.4
Opponents.....		5	1000		89-255	.349	25-89	.281	56-83	.675	66	96	162	32.4	72	1	53	50	12	27	259	51.8

**CURRENT CANES VS. DUKE**

Garrius Adams				Total			3-Point			F-Throw			Rebounds													
Year	GP	GS	Min	Avg	FG	FGA	Pct	FG	FGA	Pct	FT	FTA	Pct	Off	Def	Tot	Avg	PF	FO	Ast	TO	Blk	Stl	Pts	Avg	
02/17/10	*		21		1	3	.333	0	2	.000	0	0	.000	1	1	2	2.0	1	0	0	2	0	1	2		
03/13/10			4		0	0	.000	0	0	.000	0	0	.000	0	0	0	1.0	0	0	0	0	0	0	0		
01-02-11			13		0	1	.000	0	1	.000	0	2	.000	0	3	3	3.0	2	0	0	0	0	0	0	0	
2/13/11	*		26		4	5	.800	1	2	.500	0	0	.000	2	4	6	4.5	4	0	2	0	0	1	9		
TOTAL	4	2	64	16.0	5	9	.556	1	5	.200	0	2	.000	3	8	11	2.8	7	0	2	2	0	2	11	2.8	
Raphael Akpejori				Min	Avg	FG	FGA	Pct	FG	FGA	Pct	FT	FTA	Pct	Off	Def	Tot	Avg	PF	FO	Ast	TO	Blk	Stl	Pts	Avg
01-02-11	1	0	5		0	0	.000	0	0	.000	1	3	.333	0	3	3	3.0	1	0	0	0	1	0	1		
01-23-13	1	0	2		0	0	.000	0	0	.000	0	0	.000	0	1	1	1.0	0	0	0	0	0	0	0		
TOTAL	2	0	7	3.5	0	0	.000	0	0	.000	1	3	.333	0	4	4	2.0	1	0	0	0	1	0	1	0.5	
Rion Brown				Min	Avg	FG	FGA	Pct	3FG	3FGA	3Pct	FT	FTA	Pct	Off	Def	Tot	Avg	PF	FO	Ast	TO	Blk	Stl	Pts	Avg
01-02-11			4		0	1	.000	0	1	.000	0	0	.000	0	0	0	0.0	1	0	0	0	0	0	0		
2/13/11			16		3	6	.500	2	5	.400	0	0	.000	1	2	3	1.5	2	0	0	1	0	0	8		
2011-12	1	0	16		2	4	.500	1	2	.500	0	0	.000	1	0	1	1.0	2	0	1	0	0	1	5		
01-23-13			17		1	3	.333	0	2	.000	2	2	1.000	0	0	0	0.0	1	0	2	2	0	0	4		
03-02-13			16		0	4	.000	0	3	.000	3	4	.750	1	2	3	1.5	1	0	0	0	0	0	3		
TOTAL	5	0	69	13.8	6	18	.333	3	13	.231	5	6	.833	3	4	7	1.4	7	0	3	3	0	1	20	4.0	
Tonye Jekiri				Min	Avg	FG	FGA	Pct	3FG	3FGA	3Pct	FT	FTA	Pct	Off	Def	Tot	Avg	PF	FO	Ast	TO	Blk	Stl	Pts	Avg
01-23-13			12		1	3	.333	0	0	.000	0	1	.000	1	1	2	2.0	0	0	0	0	1	1	2		
03-02-13			5		1	1	1.000	0	0	.000	0	0	.000	0	0	0	1.0	1	0	0	1	0	0	2		
TOTAL	2	0	17	8.5	2	4	.500	0	0	.000	0	1	.000	1	1	2	1.0	1	0	0	1	1	1	4	2.0	
Erik Swoope				Min	Avg	FG	FGA	Pct	3FG	3FGA	3Pct	FT	FTA	Pct	Off	Def	Tot	Avg	PF	FO	Ast	TO	Blk	Stl	Pts	Avg
01-02-11	*		17		1	8	.125	0	0	.000	4	4	1.000	2	0	2	2.0	2	0	0	1	0	1	6		
2/13/11			1		0	0	.000	0	0	.000	0	0	.000	0	0	0	1.0	0	0	0	0	0	0	0		
01-23-13			1		0	0	.000	0	0	.000	1	2	.500	0	0	0	0.0	0	0	0	0	0	0	1		
03-02-13			4		0	0	.000	0	0	.000	0	0	.000	1	1	2	1.0	2	0	1	0	0	0	0		
TOTAL	4	1	23	5.8	1	8	.125	0	0	.000	5	6	.833	3	1	4	1.0	4	0	1	1	0	1	7	1.8	



## MIAMI'S RECORD WHEN...

RECORD	ALL	ACC	AT UM	COACH L ACC
All games	10-7	2-3	59-27	26-13
Home	4-4	0-2	32-9	14-5
Away	5-2	2-1	20-13	12-8
Neutral	1-1		7-5	n/a
November	4-3		12-6	n/a
December	4-2	0-1	12-6	0-1
January	2-2	2-2	14-5	12-5
February			12-5	12-5
March			9-5	2-2
Vs. Top 10 opponents	0-1	0-1	2-5	2-4
Vs. Top 25 opponents (includes Top 10)	0-1	0-1	5-10	4-6
Vs. RV opponents	2-1	1-0	7-2	2-0
Vs. teams over .500 on game day	4-6	2-3	36-24	17-12
Vs. teams under .500 on game day	2-0		15-2	7-1
Vs. teams at .500 on game day	2-1		7-1	2-0
While UM is in the top 25			16-4	12-3
While UM is RV (only)			7-3	2-1
Leading at halftime	9-2	2-2	47-9	20-6
Trailing at halftime	1-5	0-1	10-18	4-7
Tied at halftime			4-0	2-0
Single overtime	1-3	0-1	2-5	1-1
Double overtime			2-0	1-0
In overtime games	1-3	0-1	4-5	2-1
Leading with 2:00 left in regulation	8-2	2-1	53-4	24-1
Trailing with 2:00 left in regulation	1-5	0-2	5-21	2-11
Tied with 2:00 left in regulation	1-0		1-1	0-1
UM shoots 50% or better from field	4-0		18-0	6-0
UM shoots 40-49% from field	5-1	2-1	35-8	18-6
UM shoots under 40% from field	1-6	0-2	6-19	2-7
Opp. shoots 50% or better from field			2-8	1-4
Opp. shoots 40-49% from field	3-3	0-1	24-11	10-5
Opp. shoots under 40% from field	7-4	2-2	33-8	15-4
UM shoots 70% or better from the line	2-4	0-1	28-14	10-9
UM shoots less than 70% from the line	8-3	2-2	31-13	16-3
UM has more 3-point FGs	3-3	0-2	24-10	15-8
UM has fewer 3-point FGs	6-3	1-1	23-9	9-4
3-point FGs are even	1-1	1-0	3-1	2-1
Four or more Canes in double figures	4-0		29-6	11-5
Three Canes score in double figures	4-4	2-1	22-14	11-4
Two or less Canes score in double figures	2-3	0-2	8-7	4-4
UM outrebounds opponent	8-2	1-1	38-10	15-6
Opp. outrebounds UM	2-5	1-2	19-17	10-7
Tied in rebounds			2-0	1-0
UM records 10 or more steals	1-0		9-3	3-1
UM records 15 or more assists	4-0	1-0	17-0	9-0
UM commits less than 15 turnovers	9-6	2-2	51-21	23-9
UM commits 15 or more turnovers	1-1	0-1	8-6	3-4
UM commits less turnovers than opp.	6-3	1-1	36-11	14-3
UM commits more turnovers than opp.	4-4	1-2	19-11	10-7
Tied in turnovers			4-5	2-3
UM scores 59 points or less	2-4	1-2	6-11	4-5
UM scores between 60-69 points	3-3	1-1	15-11	7-4
UM scores between 70-79 points	3-0		27-5	12-4
UM scores between 80-89 points	2-0		7-0	1-0
UM scores between 90-99 points			4-0	2-0
UM scores 100 or more points			0-0	0-0
Playing during the afternoon	4-3	1-2	20-8	9-5
Playing in the evening (5 p.m. or later)	6-4	1-1	38-18	17-8
Games decided by three points or less	2-1	0-1	7-6	4-4
Games decided by four to 10 points	2-5	1-2	17-11	8-7
Games decided by 11-20 points	5-1	1-0	24-10	8-2
Games decided by more than 20 points	1-0		11-0	6-0

## UM SINCE THE ARRIVAL OF JIM LARRAÑAGA IN 2011

- 2013 ACC Regular Season Champions
- 2013 ACC Tournament Champions
- Ranked No. 2/2 - Miami's program high - Feb. 18, 2013
- No. 1 seed at 2013 ACC Tournament
- No. 2 seed in 2013 NCAA Tournament
- Won school record 29 games in 2013
- Won 15 ACC games in 2013
- 14-game win streak (tied 1946-47 & 2001-02) from Jan. 2 - Feb. 19, 2013
- 13-0 start in 2013 conference play, topping school-best nine ACC victories, which was set in 2011-12
- Sophomore Shane Larkin selected No. 18 in the 2013 NBA Draft by Atlanta Hawks, then traded to Dallas Mavericks
- All six seniors earned academic degree from UM: Garrius Adams, Julian Gamble, Reggie Johnson, Kenny Kadji, Trey McKinney Jones, Durand Scott
- Defeated No. 1 Duke, 90-63, on Jan. 23, 2013 in Coral Gables
- Defeated Duke twice within 12 months, at both Cameron Indoor Stadium and the BankUnited Center
- First team to beat Duke and UNC by 20+ points in the same season since Maryland in '74-'75 season
- First team to beat Duke and UNC by 25+ points since the start of ACC play in 1953
- Defeated three teams in The Triangle in the same season: UNC, Duke & NC State
- In 2012-13 defeated three teams in the Top 20 for the first time since joining the ACC - the last time was in 1999-00
- Students camped out for the game vs. Duke more than four hours before tipoff, then did it again for the game vs. Florida State
- Five home sellouts of 7,972 fans vs. Duke, Florida State, North Carolina, Virginia and Clemson
- Set a record for the most games with 1,200 or more students (7)
- Set record student average attendance at 808. The past average attendance was 641 per game
- Set the record for cumulative season student attendance at 12,008. The previous record was 10,269

## AWARDS

- 2013 AP Coach of the Year - Jim Larrañaga
- 2013 Naismith Coach of the Year - Jim Larrañaga
- 2013 ACC Coach of the Year - Jim Larrañaga
- 2013 Henry Iba National Coach of the Year - Jim Larrañaga
- 2013 Adolph Rupp Cup Coach of the Year - Jim Larrañaga
- 2013 ACC Player of the Year (Coaches) - Shane Larkin
- 2013 ACC Defensive Player of the Year - Durand Scott
- Five All-ACC selections: Shane Larkin 1st team, Kenny Kadji 2nd team & 3rd team, Scott H.M. (twice)
- Three ACC Defensive Team players: Shane Larkin, Durand Scott, Julian Gamble
- 2012 ACC All-Rookie Team - Shane Larkin
- 2013 ACC All-Academic Team - Raphael Akpejori
- 2013 ACC Tournament MVP - Shane Larkin
- Four ACC All-Tournament team nods: Shane Larkin (1st), Durand Scott (1st), Julian Gamble (2nd), Trey McKinney Jones (2nd)
- Four ACC Player of the Week awards: Reggie Johnson (2012), Durand Scott (2012 & 2013) and Shane Larkin (2013)
- One ACC Rookie of the Week: Shane Larkin (2012)

## CURRENT PLAYER AWARDS

## IN 2012-13

*Raphael Akpejori*

- All-ACC Academic Team
- NABC Honors Court
- ACC Academic Honor Roll

*Justin Heller*

- ACC Academic Honor Roll

*Steve Sorenson*

- ACC Academic Honor Roll

## COACH LARRAÑAGA'S MILESTONE VICTORIES

Victory	Date	Opponent	Score	School
50	02/10/88	Miami (Ohio)	65-59	Bowling Green
100	02/23/91	Kent State	84-57	Bowling Green
150	12/22/94	at Ohio State	59-50	Bowling Green
200	12/27/97	Northeastern	66-60	George Mason
250	12/20/00	Coastal Carolina	81-65	George Mason
300	12/02/03	East Carolina	76-65	George Mason
350	01/26/06	William & Mary	81-58	George Mason
400	02/27/08	William & Mary	68-59	George Mason
450	12/08/10	Loyola (Md.)	66-52	George Mason
500	01/05/12	at Georgia Tech	62-49	Miami



MIAMI HIGHS		OPPONENT HIGHS		MIAMI LOWS		OPPONENT LOWS	
Points	84 - Texas Southern, 11/14	Points	80 - Georgia Southern, 11/11	Points	44 - at Syracuse, 1/4	Points	42 - Georgia Tech, 1/18
Points/Half	44 - Texas Southern, 11/14	Points/Half	39 (2nd) - Florida State, 1/15	Points/Half	13 - Nebraska, 12/4	Points/Half	17 (2x) last - Georgia Tech, 1/18
Field Goals Made	35 - Texas Southern, 11/14	Field Goals Made	29 - George Washington, 11/28	Field Goals Made	16 - Nebraska, 12/4	Field Goals Made	13 - Georgia Tech, 1/18
Field Goal Att.	69 - 2x last vs. Virginia Tech, 12/8	Field Goal Att.	69 - vs. Virginia Tech, 12/8	Field Goal Att.	40 - at Syracuse, 1/4	Field Goal Att.	42 - Co. of Charleston, 11/18
Field Goal Pct.	.571 - at Savannah State, 12/19	Field Goal Pct.	.475 - George Washington, 11/28	Field Goal Pct.	.311 - St. Francis Brooklyn, 11/8	Field Goal Pct.	.295 - Georgia Tech, 1/18
3-Point FG Made	10 - Texas Southern, 11/14	3-Point FG Made	12 - vs. Virginia Tech, 12/8	3-Point FG Made	0 - St. Francis Brooklyn, 11/8	3-Point FG Made	3 - at Syracuse, 1/4
3-Point FG Att.	28 - Florida State, 1/15	3-Point FG Att.	34 - vs. Virginia Tech, 12/8	3-Point FG Att.	11 - Co. of Charleston, 11/18	3-Point FG Att.	3 - vs. Virginia Tech, 12/8
Free Throws Made	25 - Georgia Southern, 11/11	Free Throws Made	17 - Nebraska, 12/4	Free Throws Made	2 - Florida State, 1/15	Free Throws Made	5 - George Washington, 11/28
Free Throw Att.	31 - St. Francis Brooklyn, 11/8	Free Throw Att.	23 - St. Francis Brooklyn, 11/8	Free Throw Att.	4 - at Syracuse, 1/4	Free Throw Att.	9 - George Washington, 11/28
Rebounds	50 - vs. Virginia Tech, 12/8	Rebounds	45 - St. Francis Brooklyn, 11/8	Rebounds	27 - at Syracuse, 1/4	Rebounds	21 - at Savannah State, 12/19
Assists	21 - Texas Southern, 11/14	Assists	16 - Arizona State, 12/1	Assists	4 - Georgia Tech, 1/18	Assists	8 - 3x last vs. Loyola, 12/30
Steals	12 - Texas Southern, 11/14	Steals	10 - Nebraska, 12/4	Steals	1 - Cal State Fullerton, 11/29	Steals	1 - Florida State, 1/15
Blocks	6 (3x) - last at Syracuse, 1/4	Blocks	5 - 2x, last Nebraska, 12/4	Blocks	1 - Georgia Tech, 1/18	Blocks	0 - Cal State Fullerton, 11/29
Turnovers	16 - at Savannah State, 12/19	Turnovers	17 - St. Francis Brooklyn, 11/8	Turnovers	4 - Florida State, 1/15	Turnovers	6 - George Washington, 11/28
Victory Margin	23 - vs. Loyola, 12/30	Victory Margin	11 - Nebraska, 12/4	Victory Margin	1 - Georgia Southern, 11/11	Victory Margin	1 - Virginia Tech, 12/8

**MIAMI INDIVIDUAL HIGHS**

Points	25 - Rion Brown at Nebraska, 12/4
Field Goals Made	9 - Donnavan Kirk - Florida State, 1/15
Field Goal Attempts	18 - Garrius Adams vs. St. Francis Brooklyn, 11/8
3-Point FG Made	5 - 3x last Rion Brown Florida State, 1/15
3-Point FG Attempts	11 - Rion Brown at Nebraska, 12/4
Free Throws Made	7 - 5x
Free Throw Attempts	10 - Garrius Adams vs. St. Francis Brooklyn, 11/8
Rebounds	11 - 3x last Donnavan Kirk vs. Virginia Tech, 12/8
Assists	9 - Rion Brown vs. Texas Southern, 11/14
Blocks	4 (4x) - Donnavan Kirk vs. Florida State, 1/15

**OPPONENT INDIVIDUAL HIGHS**

Points	27 - Jelani Hewitt, Georgia Southern, 11/11
Field Goals Made	9 - 2x last Jarell Eddie, Virginia Tech, 12/8
Field Goal Attempts	23 - Jarell Eddie, Virginia Tech, 12/8
3-Point FG Made	6 - Jarell Eddie, Virginia Tech, 12/8
3-Point FG Attempts	14 - Jarell Eddie, Virginia Tech, 12/8
Free Throws Made	8 - Jelani Hewitt, Georgia Southern, 11/11
Free Throw Attempts	8 - 3x
Rebounds	15 - Jordan Bachynski, Arizona State, 12/1
Assists	9 - Jonathan Gilling, Arizona State, 12/1
Blocks	4 - Jordan Bachynski, Arizona State, 12/1

## THE LAST TIME ...

**Player Scored 30 Points**

Miami	Durand Scott (32), vs. NC State, 3/16/13
Opponent	Ryan Kelly (36), at Duke, 3/2/13

**Player Scored 35 Points**

Miami	Jack McClinton (35) vs. North Carolina, 3/15/09
Opponent	Ryan Kelly (36), at Duke, 3/2/13

**Player Scored 40 Points**

Miami	Darius Rice (43) vs. Connecticut, 1/20/03
Opponent	Sean Singletary (41), Virginia, 3/1/08

**Two Players Scored 20 Points**

Miami	Shane Larkin (28), Trey McKinney Jones (20) vs. North Carolina, 3/17/13
Opponent	Omari Grier (27), Raymond Taylor (20) FAU, 12/17/11

**Three Players Scored 20 Points**

Miami	Dwayne Collins (23), Brian Asbury (21), Jack McClinton (20) vs. Virginia Tech, 1/25/09
Opponent	Travis Mays (40), Alvin Heggs (22), Lance Blanks (21), Texas, 2/22/89

**Five Players Scored in Double Figures**

Miami	James Kelly (17), Donnavan Kirk (15), Rion Brown (13), Manu Lecomte (12), Davon Reed (11), Garrius Adams (10) vs. Texas Southern, 11/14/13
Opponent	Jon Scheyer (27), DeMarcus Nelson (19), Kyle Singler (12), Greg Paulus (12), Lance Thomas (10) Duke, 2/20/08

**Six Players Scored in Double Figures**

Miami	James Kelly (17), Donnavan Kirk (15), Rion Brown (13), Manu Lecomte (12), Davon Reed (11), Garrius Adams (10) vs. Texas Southern, 11/14/13
-------	--

**Player Grabbed 15 Rebounds**

Miami	Reggie Johnson (20) vs. Florida Atlantic, 3/16/11
Opponent	Jordan Bachynski (15), Arizona State, 12/1/13

**Two Players Grabbed 10 Rebounds**

Miami	Rion Brown (10), Tonye Jekiri (10), at North Carolina, 1/8/14
Opponent	Marcus Ginyard (12), John Henson (12), North Carolina, 3/2/10

**Three Players Grabbed 10 Rebounds**

Miami	Mark Richardson (11), Eric Brown (10), Joe Wylie (10) vs. FIU, 3/6/89
Opponent	Matt Harpring (12), Dion Glover (10), Michael Maddox (10), Georgia Tech, 12/2/7/97

**Player Had 10 Assists**

Miami	Durand Scott (10) vs. North Carolina Central, 11/14/09
Opponent	Kendall Marshall (10), North Carolina, 3/11/11

**Player Had 10 Blocks**

Miami	Anthony King (10) vs. Florida Atlantic, 11/29/04
Opponent	Jarvis Varnado (10), Mississippi State, 12/13/07

**Player Had a Double-Double**

Miami	Rion Brown (19 pts, 10 rebs) at North Carolina, 1/8/14
Opponent	James Michael McAdoo (12 pts, 12 rebs) North Carolina, 1/8/14

**Player Had a Triple-Double**

Miami	Anthony King (11 pts, 10 reb, 13 blks) vs. Florida Atlantic, 11/29/04
Opponent	Brendan Haywood (18 pts, 14 reb, 10 blks), North Carolina, 12/4/00

**Two Players Had Double-Doubles**

Miami	Reggie Johnson (22 pts, 11 rebs) & Kenny Kadji (12 pts, 12 rebs), vs. Stetson, 11/9/12
Opponent	Hasheem Thabeet (19 pts, 14 reb), A.J. Price (13 pts, 11 reb), Connecticut, 11/23/08

**Team Scored 100 Points**

Miami	108 vs. Nova Southeastern, 11/16/09
Opponent	105, North Carolina, 1/31/07

**Team Scored 50 Points in a Half**

Miami	51, (2nd half) at Hawaii, 12/22/12
Opponent	51 (2nd half), UCF, 12/18/10

**Team Shot 50 Percent in Both Halves**

Miami	.538 (14-26) / .625 (10-16) at Savannah State, 12/19/13
Opponent	.538 (14-26) / .500 (16-32) vs. Georgia Tech, 3/6/13

**Team Shot 60 Percent in a Half**

Miami	.600 (15-25), first half, Loyola, 12/30/13
Opponent	.619 (13-21), second half, Florida State, 1/15/14

**Team Shot 70 Percent in a Half**

Miami	.739 (17-23), first half, at Florida State, 2/13/13
-------	---

**Team Shot 60 Percent in a Game**

Miami	.638 (30-47), at Florida State, 2/13/13
Opponent	.622 (23-37), Clemson, 12/21/08

**Team Shot Less Than 30 Percent in a Game**

Miami	.291 (16-55), FGCU, 11/13/12
Opponent	.295 (13-44), Georgia Tech, 1/18/14

**Miami 84, Florida Tech 55**  
**10-30-13**  
**Exhibition**  
**BankUnited Center**

Florida Tech 0-0		tot-fg 3-pt					rebounds									
##	Player	fg	fga	fg	fga	fta	of	de	tot	pf	tp	a	t	b	s	min
03	CARTER, Chris	* 7	21	3	11	3	6	0	1	1	2	20	4	3	0	2 38
04	JACKSON, Jermaine	* 4	14	0	4	1	1	0	3	3	2	9	5	1	1	22
11	JOHNSON, Akeem	* 1	8	0	3	0	0	1	4	7	1	2	2	1	0	34
41	USIC, David	* 1	4	0	1	0	0	2	1	3	4	2	0	1	0	13
42	STAHL, Cameron	* 3	5	0	0	0	0	1	6	7	2	6	1	0	1	34
02	BOOTH, Robert	* 0	1	0	0	0	0	2	2	2	1	0	1	0	0	12
05	JACKSON, Corbin	* 6	11	0	1	0	0	2	1	3	5	12	0	3	1	19
10	BOLHUIS, Kevin	* 0	0	0	0	0	0	1	0	1	0	0	0	0	0	3
12	MEADEN, George	* 0	0	0	0	0	0	0	0	0	0	0	0	0	0	1
14	DIVAC, Matia	* 1	1	0	0	0	0	0	0	0	0	2	0	0	0	1
15	STAHL, Nick	* 0	2	0	1	0	0	1	0	1	0	0	2	1	0	4
22	SPENCE, Isaac	* 0	0	0	0	0	0	0	0	0	0	0	0	0	0	0+
24	POPE, Derick	* 1	2	0	1	0	0	0	2	2	2	0	2	0	0	17
25	FISCHER, Max	* 0	0	0	0	0	0	0	0	0	0	0	0	0	0	1
55	BONJONIA, Berkley	* 0	0	0	0	0	0	0	0	0	0	0	0	0	0	1
TEAM		24 69 3 22 4 7					12 21 33 19 55					15 12 3 5 200				
Totals		24 69 3 22 4 7					12 21 33 19 55					15 12 3 5 200				
TOTAL FG%		1st Half: 8-35 22.9%					2nd Half: 16-34 47.1%					Game: 34.8%				
3-Pt. FG%		1st Half: 1-11 9.1%					2nd Half: 2-11 18.2%					Game: 13.6%				
F Throw %		1st Half: 1-1 100%					2nd Half: 3-6 50.0%					Game: 57.1%				

Miami 0-0		tot-fg 3-pt					rebounds									
##	Player	fg	fga	fg	fga	fta	of	de	tot	pf	tp	a	t	b	s	min
15	Rion Brown	* 7	8	6	7	0	0	1	2	3	4	20	1	2	0	0 24
20	Manu Lecomte	* 1	4	0	0	0	0	1	1	2	2	2	3	2	0	0 19
22	Donnavan Kirk	* 5	8	0	2	3	6	5	4	9	1	13	1	1	3	0 30
23	Tonye Jekiri	* 1	7	0	0	1	2	1	9	10	2	3	3	2	2	0 28
25	Garrison Adams	* 6	14	3	8	1	2	1	9	10	0	16	5	2	0	0 31
01	Deandre Burnett	* 5	12	1	5	5	6	2	1	3	1	16	0	2	0	1 22
03	Steve Sorenson	* 0	0	0	0	0	0	0	0	0	0	0	0	0	0	0 1
04	Raphael Akpejori	* 0	1	0	0	2	4	0	2	2	0	2	1	0	0	0 9
05	Davon Reed	* 2	4	0	1	2	4	2	2	6	0	0	0	1	1	17
12	Justin Heller	* 1	2	1	1	0	0	0	0	0	0	3	0	0	0	1
21	Erik Swoope	* 1	1	0	0	1	2	1	2	3	0	3	0	0	1	9
35	James Kelly	* 0	2	0	2	0	0	1	2	3	1	0	0	1	0	9
TEAM		29 63 11 26 15 31					14 12 6 7 200									
Totals		29 63 11 26 15 31					14 12 6 7 200									
TOTAL FG%		1st Half: 13-30 43.3%					2nd Half: 16-33 48.5%					Game: 46.0%				
3-Pt. FG%		1st Half: 7-16 43.8%					2nd Half: 4-10 40.0%					Game: 42.3%				
F Throw %		1st Half: 7-14 50.0%					2nd Half: 8-12 66.7%					Game: 57.7%				

Officials: Jacyn Goble, JB Caldwell, Alan Spainhour  
Technical fouls: Florida Tech-None. Miami-None.  
Attendance: 4848

Score by Periods	1st	2nd	Total
Florida Tech	18	37	55
Miami	40	44	84

Points in the paint-FITM 30,UM 30. Points off turnovers-FITM 12,UM 15.  
2nd chance points-FITM 6,UM 25. Fast break points-FITM 14,UM 17.  
Bench points-FITM 16,UM 30. Score tied-0 times. Lead changed-0 times.  
Last FG-FITM 2nd-00:44, UM 2nd-00:11.  
Largest lead-FITM None, UM by 29 2nd-00:11.

**St. Francis Brooklyn 66, Miami 62 (OT)**  
**11-08-13**  
**Game 1**  
**BankUnited Center**

St. Francis Brooklyn 1-0		tot-fg 3-pt					rebounds									
##	Player	fg	fga	fg	fga	fta	of	de	tot	pf	tp	a	t	b	s	min
03	MCKFORD, Ben	* 4	12	3	10	0	0	0	3	3	0	11	2	0	0	0 38
05	CANNON, Jalen	* 6	13	2	4	0	0	4	6	10	3	14	0	0	0	30
33	MILK, Matt	* 0	1	0	0	0	0	0	1	1	3	0	0	1	0	1
34	DOUGLAS, Kevin	* 1	6	1	4	3	4	2	2	4	3	6	0	3	1	0 37
44	WHITE, Anthony	* 1	3	0	0	0	0	0	1	1	0	2	2	0	0	10
01	JONES, Brent	* 3	0	1	7	8	1	6	7	4	7	4	2	0	0	26
02	HOPKINSON, Yunus	* 2	2	0	2	1	2	0	0	0	1	1	1	0	1	9
11	SANTAVENERE, P.J.	* 1	2	0	1	0	0	0	0	0	2	2	0	0	0	1
23	ULMER, Lowell	* 0	0	0	0	2	0	1	1	1	0	0	0	0	0	7
25	ISALOVIC,Aleksandar	* 1	0	1	0	0	0	0	0	0	0	0	0	0	1	4
32	FALL, Amdy	* 3	4	0	0	0	0	1	3	4	3	6	0	1	2	0 18
43	HAGIGAL, Sheldon	* 0	0	0	0	0	0	0	0	0	3	0	0	1	0	4
45	MARTIN, Wayne	* 6	13	1	1	4	7	4	4	8	4	17	2	5	1	28
TEAM		22 60 7 24 15 23					14 31 45 27 66					11 17 4 6 225				
Totals		22 60 7 24 15 23					14 31 45 27 66					11 17 4 6 225				
TOTAL FG%		1st Half: 10-34 29.4%					2nd Half: 9-22 40.9%					Game: 36.7%				
3-Pt. FG%		1st Half: 6-16 37.5%					2nd Half: 1-8 12.5%					Game: 29.2%				
F Throw %		1st Half: 1-4 25.0%					2nd Half: 10-15 66.7%					Game: 65.2%				

Miami 0-1		tot-fg 3-pt					rebounds									
##	Player	fg	fga	fg	fga	fta	of	de	tot	pf	tp	a	t	b	s	min
15	Rion Brown	* 3	10	0	3	5	6	1	6	7	1	11	0	0	0	42
20	Manu Lecomte	* 3	10	0	2	3	4	0	1	1	2	9	1	2	0	34
22	Donnavan Kirk	* 6	8	0	1	4	6	7	3	10	3	16	0	4	2	1 35
23	Tonye Jekiri	* 2	7	0	0	2	2	1	8	9	5	6	1	2	1	0 23
25	Garrison Adams	* 4	18	0	8	7	9	1	2	3	2	15	3	1	0	3
04	Raphael Akpejori	* 0	0	0	0	0	0	0	0	0	1	0	0	1	0	40
05	Davon Reed	* 1	5	0	1	2	0	1	1	3	0	0	0	0	1	18
21	Erik Swoope	* 0	3	0	0	2	2	1	3	4	3	2	0	0	0	23
35	James Kelly	* 0	0	0	0	0	0	3	1	4	2	0	0	2	0	5
TEAM		19 61 0 15 24 31					15 28 43 20 62					5 13 3 7 225				
Totals		19 61 0 15 24 31					15 28 43 20 62					5 13 3 7 225				
TOTAL FG%		1st Half: 8-29 27.6%					2nd Half: 8-23 34.8%					Game: 31.1%				
3-Pt. FG%		1st Half: 0-5 0.0%					2nd Half: 0-6 0.0%					Game: 0.0%				
F Throw %		1st Half: 10-13 76.9%					2nd Half: 14-18 77.8%					Game: 77.4%				

Officials: Brian Dorsey, Bernard Clinton, Louie Andrakakos  
Technical fouls: St. Francis Brooklyn-None. University of Miami-None.  
Attendance: 6060

Score by Periods	1st	2nd	OT	Total
St. Francis Brooklyn	27	29	10	66
University of Miami	26	30	6	62

Points in the paint-SFBKM 26,UM 30. Points off turnovers-SFBKM 15,UM 16.  
2nd chance points-SFBKM 13,UM 11. Fast break points-SFBKM 3,UM 4.  
Bench points-SFBKM 33,UM 5. Score tied-7 times. Lead changed-7 times.  
Last FG-SFBKM OT-01:02, UM OT-00:20.  
Largest lead-SFBKM by 7-24 14:35, UM by 7 1st-05:53.

**Miami 84, Texas Southern 69**  
**11-14-13**  
**Game 3**  
**BankUnited Center**

Texas Southern 2-1		tot-fg 3-pt					rebounds									
##	Player	fg	fga	fg	fga	fta	of	de	tot	pf	tp	a	t	b	s	min
04	Rodriguez, Jose	* 4	10	0	3	3	6	0	5	5	1	11	2	2	0	26
11	Johnson-Danner, Law	* 3	7	2	4	2	2	0	2	2	0	10	2	0	0	32
14	Penn, Ray	* 5	10	5	6	0	1	3	4	0	15	4	3	0	0	31
15	Scott, D'Angelo	* 2	5	0	0	3	4	5	4	9	1	7	3	3	0	28
20	Arnrick, Victor	* 0	0	0	0	0	0	0	0	0	0	0	0	0	0	1
03	Gibbs, Madarius	2	2	1	1	0	1	2	3	3	5	2	1	0	1	23
24	Murray, Aaric	5	13	3	8	3	4	0	1	1	4	16	2	3	2	24
32	Clayborn, Aaron	2	7	0	0	1	2	1	3	2	5	0	2	0	0	25
							4									
TEAM		23 54 11 22					12 17 9 22 31 11 69					13 16 2 3 200				
Totals																
TOTAL FG%		1st Half: 11-30 36.7%					2nd Half: 12-24 50.0%					Game: 42.6%				
3-Pt. FG%		1st Half: 7-17 41.2%					2nd Half: 4-5 80.0%					Game: 50.0%				
F Throw %		1st Half: 3-6 50.0%					2nd Half: 9-11 81.8%					Game: 70.6%				

RV/- George Washington 71, Miami 63 (OT) Game 6  
11-28-13 Titan Gym

Miami 3-3 ## Player	tot-fg fg fga	3-pt fga fta	rebounds of de tot	pf	tp	a	b	s	min
22 Donnavan Kirk	f 3 8	0 0	0 0	2 9	1 1	2 6	0 2	4 0	39
23 Tonye Jekiri	c 1 3	0 0	0 0	0 1	1 1	0 2	1 1	1 1	21
15 Rion Brown	g 4 12	1 6	7 7	3 6	9 2	16 1	0 0	1 34	
20 Manu Lecomte	g 2 6	1 2	0 0	2 0	2 2	5 0	2 0	0 25	
25 Garrius Adams	g 4 13	2 4	7 8	1 3	4 4	17 5	4 0	1 40-	
05 Davon Reed	2 7	2 5	0 0	0 2	2 2	6 6	2 3	0 2 35	
21 Erik Swoopce	0 0	0 0	0 0	0 0	0 1	0 0	0 0	0 3	
35 James Kelly	5 9	0 0	1 2	2 4	6 2	11 0	0 0	1 28	
TEAM				2 2					
Totals	21 58	6 17	15 17	12 25	37 15	63 9	12 6	5 225	

TOTAL FG% 1st Half: 11-25 44.0% 2nd Half: 9-25 36.0% Game: 36.2%  
3-Pt. FG% 1st Half: 2-4 50.0% 2nd Half: 4-8 50.0% Game: 35.3%  
F Throw % 1st Half: 2-2 100% 2nd Half: 11-13 84.6% Game: 88.2%

George Washington 5-0 ## Player	tot-fg fg fga	3-pt fga fta	rebounds of de tot	pf	tp	a	b	s	min
21 LARSEN, Kevin	f 2 7	0 0	0 0	4 4	3 4	0 1	0 1	1 33	
32 ARMWOOD, Isiah	f 6 10	0 0	0 0	2 9	11 4	12 1	2 3	1 39	
01 CREEK, Maurice	g 5 14	2 7	3 4	1 1	2 3	15 2	0 0	1 33	
11 SAVAGE, Kethan	g 5 10	0 1	1 1	1 2	3 1	11 2	2 1	1 29	
22 McDONALD, Joe	g 4 7	1 1	1 2	0 5	5 2	10 3	0 0	3 35	
03 CARTAGENA, Miguel	1 1	1 1	0 0	0 0	0 3	1 1	0 0	8	
05 GRIFFIN, Nick	0 0	0 0	0 0	0 0	0 0	0 0	0 0	3	
30 MIKIC, Nemanja	6 8	4 5	0 0	1 1	2 2	16 1	0 1	0 29	
33 MARAGKOS, Paris	0 1	0 0	0 0	1 0	1 1	0 0	0 0	2	
34 KOPRIVA, John	0 3	0 0	0 2	0 2	2 0	0 0	0 0	14	
TEAM				1 2					
Totals	29 61	8 16	5 9	7 25	32 16	71 10	6 5	7 226	

TOTAL FG% 1st Half: 12-28 42.9% 2nd Half: 12-27 44.4% Game: 47.5%  
3-Pt. FG% 1st Half: 3-6 50.0% 2nd Half: 3-7 42.9% Game: 50.0%  
F Throw % 1st Half: 0-0 0.0% 2nd Half: 5-9 55.6% Game: 55.6%

Officials: Mike Scypers, Ken Ditty, Michael Irving  
Technical fouls: University of Miami-None. George Washington-None.  
Attendance: 1966

Score by Periods	1st	2nd	OT	Total
University of Miami	26	33	4	63
George Washington	27	32	12	71

First game of DIRECTV Wooden Legacy Quarterfinals

Points in the paint-UM 22,GW 34. Points off turnovers-UM 17,GW 17.  
2nd chance points-UM 15,GW 6. Fast break points-UM 4,GW 4.  
Bench points-UM 17,GW 19. Score tied-6 times. Lead changed-7 times.  
Last FG-UM OT-00:20, GW OT-01:37.  
Largest lead-UM by 6 1st-17:35, GW by 12 2nd-14:20.

Nebraska 60, Miami 49 Game 9  
12-4-13 Pinnacle Bank Arena

Miami 5-4 ## Player	tot-fg fg fga	3-pt fga fta	rebounds of de tot	pf	tp	a	b	s	min
22 Donnavan Kirk	f 0 4	0 1	1 2	1 3	4 4	1 0	1 1	1 18	
35 James Kelly	f 1 4	0 2	0 0	0 5	5 4	0 2	0 1	1 28	
05 Davon Reed	g 2 11	1 6	0 0	1 1	2 2	5 2	2 0	2 31	
15 Rion Brown	g 8 14	5 11	4 6	0 2	2 4	25 3	2 0	1 32	
25 Garrius Adams	g 0 6	0 2	2 2	2 5	7 0	2 1	3 0	0 31	
04 Raphael Akpejori	0 0	0 0	2 2	0 1	1 4	2 0	0 0	8	
20 Manu Lecomte	2 4	0 0	1 3	0 2	2 4	5 4	4 0	0 23	
21 Erik Swoopce	2 5	1 3	0 0	0 2	2 5	0 0	0 0	8	
23 Tonye Jekiri	1 2	0 0	0 0	2 5	7 2	2 1	0 1	0 21	
TEAM				2 2					
Totals	16 50	7 25	10 15	8 26	34 20	49 11	13 3	4 200	

TOTAL FG% 1st Half: 6-25 24.0% 2nd Half: 10-25 40.0% Game: 32.0%  
3-Pt. FG% 1st Half: 1-12 8.3% 2nd Half: 6-13 46.2% Game: 28.0%  
F Throw % 1st Half: 0-0 0.0% 2nd Half: 10-15 66.7% Game: 66.7%

Nebraska 6-2 ## Player	tot-fg fg fga	3-pt fga fta	rebounds of de tot	pf	tp	a	b	s	min
31 Shields, Shavon	f 4 13	1 3	0 0	0 7	7 1	9 2	2 0	1 36	
35 Pitchford, Walter	f 4 8	3 6	2 2	0 5	5 1	13 0	0 0	0 22	
00 Webster, Tai	g 1 1	0 0	3 5	0 2	2 4	5 5	5 0	4 25	
05 Petteway, Terran	g 4 10	1 3	5 6	1 2	3 2	14 0	1 3	1 32	
15 Gallegos, Ray	g 3 8	2 7	0 0	0 5	5 3	8 3	1 0	2 35	
01 Biggs, Deverell	0 2	0 1	4 6	0 1	1 4	2 1	0 1	18	
03 Parker, Benny	0 0	0 0	0 0	0 0	0 0	0 0	0 0	9	
21 Smith, Leslee	2 4	0 0	3 3	5 5	10 1	7 0	1 2	1 23	
TEAM				2 2					
Totals	18 46	7 20	17 22	6 29	35 16	60 12	11 5	10 200	

TOTAL FG% 1st Half: 8-25 32.0% 2nd Half: 10-21 47.6% Game: 39.1%  
3-Pt. FG% 1st Half: 4-10 40.0% 2nd Half: 3-10 30.0% Game: 35.0%  
F Throw % 1st Half: 2-3 66.7% 2nd Half: 15-19 78.9% Game: 77.3%

Officials: Gene Steratore, Mark Whitehead, Larry Scirotto  
Technical fouls: University of Miami-None. Nebraska-None.  
Attendance: 15088

Score by Periods	1st	2nd	Total
University of Miami	13	36	49
Nebraska	22	38	60

Actual Attendance: 12,579

Points in the paint-UM 12,NEB 18. Points off turnovers-UM 12,NEB 13.  
2nd chance points-UM 2,NEB 9. Fast break points-UM 0,NEB 6.  
Bench points-UM 14,NEB 11. Score tied-1 time. Lead changed-0 times.  
Last FG-UM 2nd-00:39, NEB 2nd-01:40.  
Largest lead-UM None, NEB by 16 2nd-12:05.

Miami 48, Cal State Fullerton 46 Game 7  
11-29-13 Titan Gym

Miami 4-3 ## Player	tot-fg fg fga	3-pt fga fta	rebounds of de tot	pf	tp	a	b	s	min
22 Donnavan Kirk	f 2 4	0 0	1 2	2 0	2 3	5 0	2 1	0 27	
25 Garrius Adams	f 3 9	1 6	0 0	1 3	4 0	7 1	3 1	0 35	
35 James Kelly	f 4 7	1 2	1 2	1 6	7 3	10 1	0 2	0 24	
05 Davon Reed	g 4 12	1 6	0 2	0 3	3 1	9 2	1 0	0 36	
15 Rion Brown	g 4 10	0 3	1 2	2 6	8 2	9 2	4 0	0 34	
20 Manu Lecomte	2 4	0 2	0 0	0 3	3 1	4 1	0 0	1 15	
21 Erik Swoopce	0 0	0 0	0 2	0 2	2 0	0 0	1 0	0 9	
23 Tonye Jekiri	2 3	0 0	0 0	0 4	4 3	4 0	2 0	0 20	
TEAM				1 2					
Totals	21 49	3 19	3 10	7 28	35 13	48 7	13 4	1 200	

TOTAL FG% 1st Half: 10-22 45.5% 2nd Half: 11-27 40.7% Game: 42.9%  
3-Pt. FG% 1st Half: 1-10 10.0% 2nd Half: 2-9 22.2% Game: 15.8%  
F Throw % 1st Half: 2-4 50.0% 2nd Half: 1-6 16.7% Game: 30.0%

Cal State Fullerton 2-5 ## Player	tot-fg fg fga	3-pt fga fta	rebounds of de tot	pf	tp	a	b	s	min
00 Horne, Marquis	f 1 8	0 1	0 0	0 4	4 3	2 0	0 0	1 32	
13 Boyd, Joe	f 0 2	0 0	0 0	1 4	5 1	0 0	0 1	0 17	
10 Williams, Michael	g 6 16	2 9	1 3	0 2	2 1	15 2	1 0	1 36	
11 Gentry, Josh	g 1 5	1 3	0 0	0 1	1 0	3 1	2 0	0 17	
22 Blackwell, Sheldon	g 4 6	1 3	4 6	1 1	2 1	13 6	0 3	3 32	
01 Brandon, Jared	1 5	0 2	0 0	0 4	4 0	2 1	1 0	1 19	
21 McClellan, Steve	2 2	0 0	0 0	0 2	2 4	0 2	0 1	0 17	
32 Collins, Chris	0 1	0 0	3 4	1 4	5 1	3 1	3 0	0 17	
33 Johnson, James	2 3	0 0	0 0	0 1	4 4	0 1	0 0	13	
TEAM				2 3	5				
Totals	17 48	4 18	8 13	5 26	31 13	46 11	10 6	200	

TOTAL FG% 1st Half: 7-24 29.2% 2nd Half: 10-24 41.7% Game: 35.4%  
3-Pt. FG% 1st Half: 1-9 11.1% 2nd Half: 3-9 33.3% Game: 22.2%  
F Throw % 1st Half: 2-4 50.0% 2nd Half: 6-9 66.7% Game: 61.5%

Officials: Mike Eggers, Greg Nixon, Tim Kelly  
Technical fouls: University of Miami-None. Cal State Fullerton-None.  
Attendance: 1857

Score by Periods	1st	2nd	Total
University of Miami	23	25	48
Cal State Fullerton	17	29	46

Consolation 1 (Game 6) DirectV Wooden Legacy ESPN3

Points in the paint-UM 22,CSF 14. Points off turnovers-UM 11,CSF 10.  
2nd chance points-UM 7,CSF 4. Fast break points-UM 4,CSF 4.  
Bench points-UM 8,CSF 13. Score tied-2 times. Lead changed-0 times.  
Last FG-UM 2nd-02:47, CSF 2nd-00:21.  
Largest lead-UM by 17 2nd-08:36, CSF None.

Virginia Tech 61, Miami 60 (OT) Game 10  
12-8-13 BankUnited Center

Virginia Tech 7-3, 1-0 ## Player	tot-fg fg fga	3-pt fga fta	rebounds of de tot	pf	tp	a	b	s	min
02 Joey van Zegeren*	4 9	0 0	0 0	6 4	10 3	8 0	2 2	1 35	
11 Devin Wilson*	0 2	0 0	1 3	0 2	2 4	1 5	1 0	1 40-	
25 Will Johnson*	0 1	0 0	0 0	2 2	0 0	0 0	0 0	1 38	
13 Jarell Eddie	* 9 23	6 14	0 0	1 7	8 1	24 0	2 0	2 43	
33 Marshall Wood*	* 3 9	3 6	0 0	1 5	6 0	9 1	2 0	0 31	
04 Adam Smith	* 3 9	2 6	0 0	0 1	1 0	8 3	0 0	0 20	
04 Cadarian Raines	0 1	0 0	0 0	0 1	1 2	0 0	0 0	11	
15 Ben Emelogue	5 14	7 0	0 0	1 4	5 0	11 2	2 0	1 34	
22 Christian Beyer	0 1	0 0	0 0	0 1	1 2	0 0	0 1	0 4	
32 Trevor Thompson	0 0	0 0	0 0	0 0	1 0	0 0	0 0	4	
TEAM				2 5	7	1			
Totals	24 69	12 34	1 3	11 32	43 13	61 11	10 3	6 224	

TOTAL FG% 1st Half: 9-30 30.0% 2nd Half: 13-34 38.2% Game: 34.8%  
3-Pt. FG% 1st Half: 5-16 31.3% 2nd Half: 6-16 37.5% Game: 35.3%  
F Throw % 1st Half: 0-0 0.0% 2nd Half: 1-3 33.3% Game: 33.3%

Miami 5-0, 1-0 ACC ## Player	tot-fg fg fga	3-pt fga fta	rebounds of de tot	pf	tp	a	b	s	min
05 Davon Reed	* 4 10	1 3	1 2	2 3	5 0	10 0	3 0	0 32	
15 Rion Brown	* 4 15	1 5	0 0	2 2	4 2	9 2	0 0	1 38	
22 Donnavan Kirk	* 2 7	0 1	2 4	0 7	11 1	6 0	3 2	0 29	
25 Garrius Adams	* 5 9	2 4	2 4	0 3	3 2	14 2	0 1	1 34	
35 James Kelly	* 5 14	0 1	2 2	3 6	9 4	12 0	2 1	1 31	
04 Raphael Akpejori	0 1	0 0	0 0	0 2	2 2	0 0	1 0	0 9	
20 Manu Lecomte	3 8	0 1	1 2	0 4	4 2	7 2	3 0	1 27	
21 Erik Swoopce	0 0	0 0	0 0	1 1	2 0	0 0	1 0	0 4	
23 Tonye Jekiri	1 5	0 0	0 0	3 4	7 0	2 0	0 1	0 21	
TEAM				3 3					
Totals	24 69	4 15	8 14	15 35	50 13	60 7	12 4	4 225	

TOTAL FG% 1st Half: 14-31 45.2% 2nd Half: 9-29 31.0% Game: 34.8%  
3-Pt. FG% 1st Half: 1-4 25.0% 2nd Half: 3-10 30.0% Game: 26.7%  
F Throw % 1st Half: 2-4 50.0% 2nd Half: 4-6 66.7% Game: 57.1%

Officials: Roger Ayers, Pat Driscoll, James Luckie  
Technical fouls: Virginia Tech-None. University of Miami-None.  
Attendance: 6270

Score by Periods	1st	2nd	OT	Total
Virginia Tech	23	33	5	61
University of Miami	31	25	4	60

Points in the paint-VT 12,UM 30. Points off turnovers-VT 13,UM 7.  
2nd chance points-VT 8,UM 11. Fast break points-VT 2,UM 9.  
Bench points-VT 19,UM 9. Score tied-3 times. Lead changed-9 times.  
Last FG-VT OT-00:20, UM OT-04:29.  
Largest lead-VT by 2 1st-12:35, UM by 13 2nd-16:08.

Miami 60, RV/RV Arizona State 57 Game 8  
12-1-13 Honda Center

Miami 5-3	tot-fg	3-pt	rebounds						
## Player	fg	fga	ft	of	de	tp	a	b	min
22 Donnavan Kirk	f 3	9	0	1	1	2	7	0	28
35 James Kelly	f 4	7	0	2	3	4	6	1	35
05 Davon Reed	g 5	10	5	8	4	6	0	1	36
15 Rion Brown	g 3	7	0	1	3	5	1	3	30
25 Garrius Adams	g 3	7	1	2	2	4	1	8	33
04 Raphael Akpejori	0	0	0	0	0	0	1	1	5
20 Manu Lecomte	1	3	0	0	0	0	1	1	10
21 Erik Swoopce	1	1	0	1	0	1	0	3	13
23 Tonye Jekiri	0	3	0	0	0	2	1	3	10
TEAM				2	2				
Totals	20	47	6	13	14	21	16	60	200



**vs. La Salle** **Game 12**  
**12-22-13** **BankUnited Center**

La Salle 6-6		tot-fg		3-pt		rebounds									
#	PLAYER	f	g	f	g	ft	f	t	pf	tp	a	b	s	min	
00	ZACK, Steve	* 5	10	0	0	1	2	4	7	11	2	11	1	1	10 35
01	PETERSON, D.J.	* 0	2	1	1	0	0	0	0	4	0	2	0	0	19
03	DUREN, Tyreek	* 7	12	4	7	0	0	5	5	3	18	2	1	1	36
10	MILLS, Sam	* 6	14	3	8	0	0	1	2	3	0	15	2	1	0 34
25	WRIGHT, Jerrell	* 3	6	0	0	2	3	4	3	7	2	8	0	2	0 29
05	DUNN, Taylor	* 0	0	0	0	0	0	0	0	0	0	0	0	0	3
21	GARLAND, Tyrone	1	7	0	2	1	2	0	0	0	2	3	3	2	0 23
23	LEWIS, Khalid	1	4	0	0	0	0	0	0	2	2	1	1	0	0 14
35	BROWN, Rohan	0	0	0	0	1	2	1	0	1	2	1	0	0	0 7
TEAM								4				4			
Totals		23	60	7	18	5	9	14	21	35	17	58	9	10	2 4 200

TOTAL FG%	1st Half: 9-28 32.1%	2nd Half: 14-32 43.8%	Game: 38.3%
3-Pt. FG%	1st Half: 3-10 30.0%	2nd Half: 4-8 50.0%	Game: 38.9%
FThrow %	1st Half: 3-4 75.0%	2nd Half: 2-5 40.0%	Game: 55.6%

Miami 7-5		tot-fg 3-pt					rebounds									
##	Player	* 3	fg	fg	ft	fta	of	de	tp	tp	a	b	s	min		
05	David Reed	*	3	8	1	5	1	0	0	2	8	4	1	0	25	
15	Rion Brown	*	6	12	1	2	4	5	9	0	17	4	2	0	33	
22	Donnavan Kirk	*	4	9	0	5	4	6	5	9	2	0	1	4	35	
25	Garrison Adams	*	5	10	1	2	2	3	1	13	3	1	0	2	34	
35	James Kelly	*	4	7	1	1	2	0	3	3	1	0	2	1	20	
20	Manny Lecomte	*	2	6	0	1	1	2	1	3	4	5	2	0	0	28
23	Tonye Jekiri	*	4	7	0	0	1	2	2	5	7	3	9	0	1	25
TEAM																
Totals			28	59	4	16	11	18	15	25	40	12	71	13	7	200

TOTAL FG%	1st Half: 15-31 48.4%	2nd Half: 13-28 46.4%	Game: 47.5%
3-Pt. FG%	1st Half: 3-11 27.3%	2nd Half: 1-5 20.0%	Game: 25.0%
FThrow %	1st Half: 1-1 100%	2nd Half: 10-17 58.8%	Game: 61.1%

Officials: Bryan Kersey, Gary Maxwell, James Luckie  
Technical fouls: La Salle-None. University of Miami-None.  
Attendance: 4837

Score by Periods	1st	2nd	Total
La Salle	24	34	58
University of Miami	34	37	71

Points in the paint-LAS 26,UM 32. Points off turnovers-LAS 9,UM 11.  
2nd chance points-LAS 14,UM 17. Fast break points-LAS 10,UM 5.  
Bench points-LAS 6,UM 14. Score tied-2 times. Lead changed-1 time.  
Last FG-LAS 2nd-00:26, UM 2nd-00:35.  
Largest lead-LAS by 5 1st-17:39, UM by 15 2nd-08:41.

**Miami 71, Loyola 48** **Game 13**  
**12-30-13** **BankUnited Center**

Loyola 5-6		tot-fg		3-pt		rebounds		pts		a		b		min	
##	Player	f	g	f	g	f	g	of	t	p	f	t	o	b	s
15	Latham, Jordan	f	0	2	1	1	1	1	2	3	0	0	0	2	11
21	Jones, Jarred	f	0	2	1	1	1	1	5	6	1	0	0	2	1
23	Cornier, Dylan	g	4	12	1	2	2	2	3	5	2	11	0	1	10
12	Waller, Eric	g	1	5	3	7	0	0	2	1	3	0	13	0	21
12	Listics, R.J.	g	1	5	0	1	1	2	0	0	2	3	1	1	2
00	Patton, Jevon	f	1	1	0	0	0	2	0	0	2	3	2	0	2
01	Gorski, Nick	0	3	0	0	0	0	2	0	0	0	0	9	0	0
02	Rashford, Damien	0	1	3	0	0	0	0	0	0	1	4	2	0	11
11	Denzel, Denzel	0	0	3	0	2	0	0	2	2	0	1	4	2	12
11	Brubio, Sean Jr.	0	0	0	0	0	0	0	0	0	0	0	0	0	3
13	Rassman, Tyler	2	4	0	0	0	0	2	1	2	3	2	4	1	1
23	Hubbard, Franz	4	8	2	5	0	0	1	2	3	10	0	1	1	0
34	Onyiah, Chido	0	0	0	0	0	0	0	0	0	0	0	0	0	2
42	Forney, Josh	0	0	0	0	0	0	1	1	1	0	0	0	0	1
TEAM		1 1													
TOTAL		18	53	6	18	6	14	11	16	27	15	48	8	10	1

TOTAL FG%	1st Half: 8-27 29.6%	2nd Half: 10-28 35.7%	Game: 34.0%
3-Pt. FG%	1st Half: 2-7 28.6%	2nd Half: 4-11 36.4%	Game: 33.3%
F Throw %	1st Half: 2-6 33.3%	2nd Half: 4-8 50.0%	Game: 42.9%

Miami 8-5		tot-g		3-pt		rebounds														
#	Player	f	g	f	g	f	g	f	a	t	of	d	e	t	p	a	o	b	s	min
22	Donnavan Kirk	f	5	9	0	0	2	5	4	4	9	2	12	0	0	0	0	0	0	19
35	James Kelly	f	5	8	1	1	0	0	2	4	6	2	11	1	0	1	0	0	0	27
05	Davon Reed	g	1	6	1	5	0	0	2	2	2	0	8	7	3	0	2	3	0	31
15	Brown Brown	g	6	11	4	6	1	2	2	7	9	2	17	1	2	0	3	0	0	27
25	Garrison Adams	g	2	5	0	2	0	0	0	3	3	1	4	3	1	0	1	0	1	28
03	Steve Sorenson	o	0	0	0	0	0	0	0	0	0	0	0	0	0	0	0	0	0	0
04	Raphael Akpejor	o	0	0	0	0	0	0	0	1	1	0	0	0	0	0	0	0	0	8
11	Mike Fernandez	o	0	0	0	0	0	0	0	0	0	0	0	0	0	2	0	0	0	0

20	Manu Lecomte	2	3	1	1	1	2	0	0	0	2	6	3	0	0	1	20
21	Erik Swoope	1	1	0	0	1	2	0	1	1	0	3	0	2	1	0	12
23	Tonye Jekiri	4	5	0	0	2	4	1	3	4	5	10	2	1	2	1	23
	TEAM							1	1	2							

TOTAL FG%	1st Half: 15-25 60.0%	2nd Half: 11-23 47.8%
3-Pt. FG%	1st Half: 5-9 55.6%	2nd Half: 2-6 33.3%
F Throw %	1st Half: 8-13 61.5%	2nd Half: 4-7 57.1%

<b>Score by Periods</b>	<b>1st</b>	<b>2nd</b>	<b>Total</b>
Loyola	20	28	48

University of Miami 43 28 71  
Points in the paint-LOY 18,UM 30. Points off turnovers-LOY 6,UM 16.  
2nd chance points-LOY 11,UM 14. Fast break points-LOY 3,UM 6.  
Bench points-LOY 20,UM 19. Score tied-0 times. Lead changed-0 times.  
Last FG-LOY 2nd-01:09, UM 2nd-01:59.  
Largest lead-LOY None, UM by 33 2nd-08:54.

**No. 2 Syracuse 49, Miami 44**      **Game 14**  
**1-4-14**      **Carrier Dome**

Miami (8-6) (0-2)	tot-fg	3-pt	rebounds						
# Player	f g	a g	f t	a t	of d	t f p	t a	b s	m n
22 Donnavan Kirk	1 3	0 0	0 0	0 0	2 2	4 3	2 1	3 4	0 30
25 Garrius Adams	1 3	3 7	0 0	0 0	5 5	5 9	4 1	1 1	0 36
35 James Kelly	c 4	5 1	0 0	0 0	1 2	3 1	1 2	0 0	28
05 Davon Reed	1 3	1 3	2 2	0 0	0 0	0 1	1 5	1 1	0 20
15 Ron Brown	g 3	9 4	0 0	0 0	4 4	1 7	4 2	0 0	35
40 Raphael Akpejori	0 0	0 0	0 0	0 0	1 0	1 1	0 0	1 0	3
20 Manu Lecomte	3 6	2 4	0 0	0 0	0 0	0 1	8 0	2 0	1 25
21 Erik Swoope	0 1	0 0	0 0	0 0	0 0	0 0	0 0	0 0	5
23 Tonye Jekiri	2 5	0 0	1 2	2 1	3 3	2 5	2 0	1 1	18
TEAM					1 6	7		3	
Totals	17	40	7	19	3 4	7 20	27 11 44	13 15	6 2 200

TOTAL FG%	1st Half: 8-19 42.1%	2nd Half: 9-21 42.9%	Game: 42.5%
3-Pt. FG%	1st Half: 5-11 45.5%	2nd Half: 2-8 25.0%	Game: 36.8%
F Throw %	1st Half: 0-0 0.0%	2nd Half: 3-4 75.0%	Game: 75.0%

Syracuse (14-0) (1-0) tot-fg 3-pt										rebounds									
##	Player	f	g	f	g	f	g	f	g	of	d	of	t	p	f	b	s	min	
03	Jerami Grant	f	2	g	7	f	4	g	1	2	1	4	5	0	5	1	1	10	38
05	J.C. Fair	f	6	g	14	1	2	2	2	3	3	6	2	15	1	2	0	1	41
25	Rakeem Christmas	c	3	5	4	0	0	2	2	3	4	7	1	8	0	1	1	10	28
10	Trevor Cooney	g	2	12	2	12	5	6	0	0	0	1	11	0	0	0	0	1	39
11	Tyler Ennis	g	4	7	0	1	1	2	2	0	1	1	4	10	7	2	0	3	39
00	Michael Gbinije	0	0	0	0	0	0	0	0	0	0	2	0	1	0	1	0	4	
12	Baye Moussa Keita	0	2	0	0	0	0	0	0	1	1	2	1	0	0	0	0	12	
TEAM										4	4	8			1				
		17	47	2	35	12	14	17	28	17	28	11	40	1	2	5	20		

TOTAL FG%	1st Half: 10-22 45.5%	2nd Half: 7-25 28.0%	Game: 36.2%
3-Pt. FG%	1st Half: 2-6 33.3%	2nd Half: 1-9 11.1%	Game: 20.0%
FT%	1st Half: 3-13 23.1%	2nd Half: 2-10 20.0%	Game: 25.7%

Officials: Les Jones, Mike Eades, Jeff Anderson  
Technical fouls: University of Miami-None. Syracuse-None.  
Airtight 31828

Score by Periods	1st	2nd	Total
University of Miami	21	23	44
Syracuse	25	24	49

Points in the paint-UM 16,SU 20. Points off turnovers-UM 5,SU 13.  
2nd chance points-UM 5,SU 12. Fast break points-UM 0,SU 3.  
Bench points-UM 13,SU 0. Score tied 2-times. Lead changed-8 times.  
Last FG-UM 2nd-00:09, SU 2nd-02:01.  
Largest lead-UM by 6 2nd-12:23, SU by 7 1st-05:06.

**Miami 63, RV/RV North Carolina 57 Game 15**  
**1-8-14 Dean Smith Center**

Miami 9-6, 1-2 ACC		tot-fg 3-pt					rebounds										
#	Player	f	g	f	g	fta	of	f	t	p	f	a	t	b	s	min	
22	Donnavan Kirk	f	3	5	1	3	0	1	2	3	5	7	0	1	0	20	
35	Jamel Kelly	f	0	1	0	1	1	2	1	2	1	0	0	1	1	10	
50	Davon Reed	g	0	3	0	1	0	0	2	2	0	0	0	2	0	10	
15	Rion Brown	g	7	14	2	6	3	6	1	9	10	4	19	0	1	31	
25	Garrison Adams	g	3	8	1	4	2	6	1	2	3	0	9	6	3	0	37
40	Raphael Akpejori	g	0	0	0	0	0	0	1	0	1	0	0	0	0	0	
20	Manu Lecomte	g	2	7	1	1	6	8	0	3	3	2	11	7	2	0	38
21	Erik Swoope	g	5	8	0	1	4	4	1	3	4	2	14	1	2	12	25
23	Tonye Jekiri	g	1	4	0	0	0	0	3	7	10	4	2	1	3	2	27
	TEAM								1								
	Totals		21	50	5	17	16	26	9	29	38	19	63	15	13	7	200

TOTAL FG%	1st Half: 11-29 37.9%	2nd Half: 10-21 47.6%	Game: 42.0%
3-Pt. FG%	1st Half: 4-12 33.3%	2nd Half: 1-5 20.0%	Game: 29.4%
F Throw %	1st Half: 3-6 50.0%	2nd Half: 13-20 65.0%	Game: 61.5%

##	Player	0-2 ACC	tot fg	3-pt	rebounds	a	b	min
			fg	fta	of	tot	tp	
43	Tokoto, J.P.	f	3	7	1	2	0	30
42	James, Joel	f	1	0	0	2	2	0
43	McAdoo, J.M.	f	5	12	0	6	9	12
00	Britt, Nate	g	1	4	0	2	1	1
05	Paige, Marcus	g	2	15	2	11	2	0
02	McDonald, Leslie	3	12	2	0	0	2	2
03	Meeks, Kennedy	2	3	0	0	1	2	0
04	Davis, Luke	0	0	0	0	0	0	0
11	Johnson, Brice	3	8	0	0	2	5	1
14	Hubert, Desmond	0	0	0	0	1	6	3
21	Simmons, Jackson	0	0	0	0	1	1	2
22	Hicks, Isaiah	0	3	0	1	1	2	0
	TEAM							
	Totals		20	65	5	21	12	20

TOTAL FG%	1st Half: 8-27 29.6%	2nd Half: 12-38 31.6%	Game: 30.8%
3-Pt. FG%	1st Half: 2-8 25.0%	2nd Half: 3-13 23.1%	Game: 23.8%
F Throw %	1st Half: 5-10 50.0%	2nd Half: 7-10 70.0%	Game: 60.0%

Officials: Bryan Kersey, Brian Dorsey, Gary Maxwell  
Technical fouls: University of Miami-None. North Carolina-James, Joel.  
Attendance: 17569

Score by Periods	1st	2nd	Total
University of Miami	29	34	63
North Carolina	23	34	57

Points in the paint-UM 26,NC 24. Points off turnovers-UM 7,NC 19.  
2nd chance points-UM 6,NC 18. Fast break points-UM 8,NC 4.  
Bench points-UM 27,NC 23. Score tied-3 times. Lead changed-7 times.  
Last FG-UM 2nd-00:49, NC 2nd-00:25.  
Largest lead-UM by 13 2nd-09:59. NC by 8 1st-17:51.

Florida State 63, Miami 53	Game 16
1-15-14	BankUnited Center

FSU 12-4 (3-1)		tot-fg 3-pt					rebounds									
##	Player	f	g	a	f	g	a	of	d	tot	p	f	a	b	s	min
10	White, Okaro	f	3	8	0	2	3	4	1	5	6	2	9	1	0	1 33
14	Gilchrist, Robert	f	1	2	0	0	0	0	2	2	2	0	2	0	1	0 05
15	Bojanovsky, Boris	c	4	7	0	0	3	4	2	2	4	1	11	2	0	0 28
1	Bookert, Devon	g	4	7	3	4	0	0	1	1	2	3	11	2	1	0 26
32	Brandon, Montay	g	2	4	0	1	2	3	3	3	6	2	6	1	2	0 26
05	Smith, Jarquez	1	2	0	0	0	0	0	1	2	3	0	0	0	0	0 09
25	Thomas, Aaron	f	7	7	2	4	4	4	2	2	4	1	12	0	2	1 10
30	Miller, Ian	3	9	2	4	2	2	2	4	6	1	10	4	2	0	0 31
50	Ojo, Michael	0	0	0	0	0	0	0	0	0	0	0	0	0	0	0 04
	TEAM								1	3	4					

TOTAL FG%	1st Half: 8-25 32.0%	2nd Half: 13-21 61.9%	Game: 45.7%
-----------	----------------------	-----------------------	-------------

Throw %	1st Half: 4-7 57.1%	2nd Half: 10-10 100%	Game: 82.4%	
Miami 9-7 (1-3 ACC)				
##	Player	tot fg 3-pt fga fg fta	rebounds of de tot pf tp	a to b s min
22	Donnavan Kirk	f 9 12 3 0 0 2	4 1 5 4 21	0 1 4 1 34
23	Tony Jekiri	c 1 3 0 0 0 0	3 4 7 5 2	1 0 0 0 20
25	Rhione Brown	g 8 16 5 9 0 0	1 3 4 2 21	0 0 0 1 34
20	Manu Lecomte	g 1 7 0 2 0 0	0 1 1 2 2	6 0 0 0 37
25	Garrison Adams	g 1 10 0 5 1 2	1 3 4 1 3	5 1 0 2 34
05	Davon Reed	0 4 0 4 0 0	0 1 1 0 0	0 1 0 0 14
21	Erik Swoope	0 2 0 1 0 0	1 0 1 1 0	0 0 0 0 9
25	James Kelly	1 5 1 3 1 2	3 1 4 2 4	0 1 0 1 18
TEAM			2 2	
Totals		21 59 9 28 2 6	15 14 29 17 53	12 4 4 5 200

TOTAL FG%	1st Half: 12-31 38.7%	2nd Half: 9-28 32.1%	Game: 35.6%
3-Pt. FG%	1st Half: 4-11 36.4%	2nd Half: 5-17 29.4%	Game: 32.1%
F Throw %	1st Half: 0-2 0.0%	2nd Half: 2-4 50.0%	Game: 33.3%

Officials: Tim Nestor, Raymond E Jr Styons, Terry Wymer  
Technical fouls: Florida State-None. University of Miami-None.  
Attendance: 7413

Score by Periods	1st	2nd	Total
Florida State	24	39	63
University of Miami	28	25	53

Points in the paint-FS 24,UM 16. Points off turnovers-FS 7,UM 2.  
2nd chance points-FS 10,UM 18. Fast break points-FS 0,UM 0.  
Bench points-FS 24,UM 4. Score tied-7 times. Lead changed-14 times.  
Last FG-FS 2nd-01:24,UM 2nd-00:25.  
Largest lead-FS by 12 2nd-00:36,UM by 5 2nd-10:23.

<b>Miami 56, Georgia Tech 42</b>	<b>Game 17</b>
<b>1-18-14</b>	<b>McCamish Pavilion</b>

Miami 10-7, 2-3 ACC			tot fg 3-pt					rebounds									
#	Player	f	s	t	fg	a	ft	3pt	of	d	tp	fb	a	b	s	min	
20	Donovan Kirk	f	5	6	1	2	3	3	2	5	7	1	14	0	2	0	35
23	Tonye Jekiri	c	0	1	0	0	0	0	0	3	3	5	0	0	2	1	10
15	Ron Brown	g	5	9	2	5	0	0	1	5	6	0	12	0	2	0	36
20	Manu Lecomte	g	5	12	0	3	6	6	2	2	4	1	16	3	3	0	37
25	Garriss Adams	g	2	8	0	3	2	6	0	3	3	2	6	1	1	0	34
40	Raphael Akpejori	0	1	0	0	0	0	0	1	1	2	2	0	0	0	0	18
05	Davon Reed	1	2	0	0	1	2	0	0	0	0	1	3	0	1	0	07
21	Erik Swoope	2	4	0	1	1	2	1	2	3	4	5	0	0	0	0	14
35	James Kelly	0	0	0	0	0	0	0	0	0	0	1	0	0	0	0	03
TEAM									1	2	3						

TOTAL FG%	1st Half: 11-22 50.0%	2nd Half: 9-21 42.9%	Game: 46.5%
-----------	-----------------------	----------------------	-------------

F Throw %	1st Half: 3-5 60.0%	2nd Half: 10-14 71.4%	Game: 68.4%
<b>GA Tech 10-8, 1-4</b>	<b>tot fg</b>	<b>3-pt fg</b>	<b>rebounds</b>
<b># Player</b>	<b>fga</b>	<b>fga</b>	<b>of de tot pf tp</b>
03 Georges-Hunt, M	3	10	2 4 6 2 10
24 Holmes, Kammeon	3	5	0 2 3 4 8
05 Miller, Daniel	3	5	0 0 2 6 8
11 Bolden, Chris	0	5	0 0 1 1 3
23 Golden, Trae	3	12	1 7 5 6 3 3 1 12
01 Poole Jr, Stanley	0	0	0 0 0 0 1 0
12 Stephens, Quincy	1	6	1 1 2 0 3
30 Heyward, Corey	0	1	0 0 0 0 3
TEAM			2 2 4
Totals	13 44	4 20	12 18 10 17 27 17 42

TOTAL FG%	1st Half: 5-19 26.3%	2nd Half: 8-25 32.0%	Game: 29.5%
3-Pt. FG%	1st Half: 2-10 20.0%	2nd Half: 2-10 20.0%	Game: 20.0%
F Throw %	1st Half: 5-6 83.3%	2nd Half: 7-12 58.3%	Game: 66.7%

Officials: Karl Hess, Tim Kelly, Dwayne Gladden  
Technical fouls: University of Miami-None. Georgia Tech-None.  
Attendance: 8072

Score by Periods	1st	2nd	Total
University of Miami	27	29	56
Georgia Tech	17	25	42

Points in the paint-UM 28,GT 12. Points off turnovers-UM 9,GT 5.  
2nd chance points-UM 7,GT 6. Fast break points-UM 6,GT 5.  
Bench points-UM 8,GT 3. Score tied-2 times. Lead changed-1 time.  
Last FG-UM 2nd-00:31,GT 2nd-00:26.  
Largest lead-UM by 18 2nd-11:34,GT by 3 1st-18:18.





# HEAD COACH JIM LARRAÑAGA

Third Season | Providence, 1971

Hometown: The Bronx, N.Y. | Head Coach: American International, 1977-79 | Bowling Green, 1986-97 | George Mason, 1997-2011 | Miami, 2011-present

## LARRAÑAGA'S CAREER

### Head Coach

2011-pres. Miami  
1997-2011 George Mason  
1986-97 Bowling Green  
1977-79 American International

### Assistant

1979-86 Virginia  
1971-76 Davidson

### Player / Coach

1977 Geronemo Basketball Club (Belgium)

## EDUCATION

Providence College, 1971, B.A. Economics  
Archbishop Malloy High School, 1967

## NCAA APPEARANCES

1999 - George Mason  
2001 - George Mason  
2006 - George Mason (Final Four)  
2008 - George Mason  
2011 - George Mason  
2013 - Miami (Sweet 16)

## NIT APPEARANCES

1990 - Bowling Green  
1991 - Bowling Green  
1997 - Bowling Green  
2002 - George Mason  
2004 - George Mason  
2009 - George Mason  
2012 - Miami

## PLAYING CAREER

Geronemo Basketball Club (Belgium) 1976-77  
Providence College, 1967-71  
Archbishop Molloy, 1963-67

## MISCELLANEOUS

AP, Naismith, Henry Iba Coach of the Year, 2013  
ACC Coach of the Year, 2013  
Clair Bee Coach of the Year, 2006  
CAA Coach of the Year, 2011, 1999

## PERSONAL

Born: Oct. 2, 1949 Hometown: Bronx, N.Y.  
Wife: Liz Sons: Jay and Jon

Jim Larrañaga was named the 12th head coach of the University of Miami men's basketball program on April 22, 2011.

After leading UM to the 2013 NCAA Sweet 16, and winning the school's first ACC regular season and tournament championships, Larrañaga was honored as the AP, Naismith, USBWA Henry Iba and ACC Coach of the Year. The Bronx native helped Miami to a No. 2 national ranking by both the AP and USA TODAY, and a No. 2 seed in the NCAA tournament. He is the 10th coach in the last 10 years to lead two top-10 programs, as Miami was No. 2 on Feb. 18, 2013, and George Mason was No. 8 in the final Top 25 poll in 2006.

Larrañaga, who earned his 500th win during the season, directed the Canes to a 27-point win over No. 1 Duke and three other 20+ point wins over ACC opponents this season, including North Carolina (+26), Florida State (+24) and Boston College (+22). UM's 29 overall and 15 ACC wins in 2012-13 were program-bests, as was the 14-game winning streak and 13-0 start in conference play. Other program firsts include defeating all three teams in the North Carolina Triangle in the same season, beating a trio of teams in the Top 20 since joining the ACC and hosting five home sellouts at the BankUnited Center.

Individually, Coach L saw Shane Larkin earn the ACC Player of the Year and Lute Olson National Player of the Year awards, as well as All-American status and finalist nods for the Bob Cousy, John Wooden and James Naismith player of the year honors before declaring early for the 2013 NBA Draft. Larkin was also the ACC Tournament MVP, on the ACC Defensive team and a defensive All-American. Durand Scott was the ACC Defensive Player of the Year, three players — Larkin, Scott and Kenny Kadji — were listed on all-conference teams and four were on the ACC All-Tournament Team — Larkin, Scott, Julian Gamble and Trey McKinney Jones. All six seniors on the Sweet 16 team earned academic degrees from the University of Miami and one player was listed on the All-ACC Academic Team.

Larrañaga came to Miami after serving as the head coach at George Mason for 14 seasons. He guided that program to five NCAA Tournament appearances (2011, 2008, 2006, 2001, 1999) - including an unprecedented run to the 2006 Final Four that captured the nation's attention, defeating Michigan State, North Carolina, Wichita State and UConn along the way. Following that run, he was selected the 2006 Clair Bee Coach of the Year.

Larrañaga came to Miami after serving as the head coach at George Mason for 14 seasons. He guided that program to five NCAA Tournament appearances (1999, 2001, 2006, 2008, 2011) - including an unprecedented run to the 2006 Final Four that captured the nation's attention, defeating Michigan State, North Carolina, Wichita State and UConn along the way. Following that run, he was selected the 2006 Clair Bee Coach of the Year.

## LARRAÑAGA'S CAREER RECORDS

School	Years	Overall	Conference
American International	1977-1979	27-26	none
Bowling Green	1986-1997	170-144	101-85
George Mason	1997-2011	273-164	165-79
Miami	2011-pres.	59-26	26-13
<b>Overall</b>	<b>30th</b>	<b>529-361</b>	<b>292-178</b>

## COACH JIM LARRAÑAGA AT A GLANCE

2013 AP Coach of the Year	2013 Naismith Coach of the Year
2006 Clair Bee Coach of the Year	2013 Henry Iba Coach of the Year
2013 ACC Coach of the Year	2013 Adolph Rupp Cup Coach of the Year
2013 NABC All-District II Coach	2013 USBWA District IV Coach of the Year
2001 & 1999 CAA Coach of the Year	Six NCAA tournament appearances
1999 CAA Coach of the Year	2013, 2011, 2008, 2006, 2001, 1999
1997 MAC Coach of the Year	Seven postseason NIT appearances
Eight 20-win seasons	2012, '09, '04, '02, '97, '91, '90

Coached Shane Larkin - ACC Player of the Year, ACC Tournament MVP, USBWA All-District, Sporting News All-American, finalist for Cousy, Naismith & Wooden awards, All-ACC First Team and All-ACC Defensive Team

Coached Durand Scott - ACC Defensive Player of the Year, ACC Tournament First Team, All-ACC Third Team

Coached George Evans, who was a three-time CAA Player of the Year, the CAA Rookie of the Year, a three-time CAA Defensive Player of the Year and on the CAA All-Defensive Team three times.

Six All-Atlantic Coast Conference selections

Four ACC All-Tournament team selections

Three coaches and two media ACC All-Defensive Team selections

28 All-Colonial Athletic Conference selections

Three AP All-America players

Nine CAA All-Defensive Team selections

Eight CAA All-Rookie Team selections

Three Dean Ehlers Award winners - given to the CAA player who best meets the criteria of academic achievement, leadership and community service.

12 All-MAC Conference selections

Coached Antonio Daniels - MAC Player of the Year and MAC Freshman of the Year

Two MAC Freshman of the Year selections

Four MAC All-Freshman Team selections

## LARRAÑAGA YEAR-BY-YEAR

Year	School	Overall W-L	Conference W-L	Finish	Post-Season
1977-78	American International	14-13			
1978-79	American International	13-13			
1986-87	Bowling Green	15-14	10-6	3	
1987-88	Bowling Green	12-16	7-9	t-5	
1988-89	Bowling Green	13-15	6-10	t-6	
1989-90	Bowling Green	18-11	9-7	t-3	NIT 0-1
1990-91	Bowling Green	17-13	9-7	t-4	NIT 0-1
1991-92	Bowling Green	14-15	8-8	5	
1992-93	Bowling Green	11-16	8-10	t-6	
1993-94	Bowling Green	18-10	12-6	t-2	
1994-95	Bowling Green	16-11	10-8	t-5	
1995-96	Bowling Green	14-13	9-9	t-6	
1996-97	Bowling Green	22-10	13-5	t-1	NIT 0-1
1997-98	George Mason	9-18	6-10	6	
1998-99	George Mason	19-11	13-3	1	NCAA 0-1
1999-00	George Mason	19-11	12-4	t-1	
2000-01	George Mason	18-12	11-5	3	NCAA 0-1
2001-02	George Mason	19-10	13-5	2	NIT 0-1
2002-03	George Mason	16-12	11-7	4	
2003-04	George Mason	23-10	12-6	3	NIT 2-1
2004-05	George Mason	16-13	10-8	6	
2005-06	George Mason	27-8	15-3	t-1	NCAA 4-1
2006-07	George Mason	18-15	9-9	5	
2007-08	George Mason	23-11	12-6	2	NCAA 0-1
2008-09	George Mason	22-11	13-5	2	NIT 0-1
2009-10	George Mason	17-15	12-6	4	CIT 0-1
2010-11	George Mason	27-7	16-2	1	NCAA 1-1
2011-12	Miami	20-13	9-7	t-4	NIT 1-1
2012-13	Miami	29-7	15-3	1	NCAA 2-1
2013-14	Miami	10-7	2-3		
<b>Overall</b>		<b>529-361</b>	<b>292-178</b>		<b>10-14</b>


Larrañaga built the GMU Patriots' program into a perennial contender in the highly-regarded Colonial Athletic Association, winning more games than any other coach in program and conference history (273) en route to three conference titles (1999, 2001, 2008). A two-time CAA Coach of the Year honoree, Larrañaga earned the accolade in 2011, leading the Patriots to a 27-7 overall record and 16-2 conference mark en route to the CAA regular-season title and their fifth NCAA Tournament appearance under his leadership. Seeded a program-best eighth in the NCAA Tournament, George Mason rallied from a double-digit deficit to defeat ninth-seeded Villanova, 61-57, before falling to overall No. 1 seed Ohio State in the third round. In 2006, Larrañaga became the first coach at a mid-major school to take his team to the Final Four in 27 years and earned an at-large berth for a CAA team for the first time in 20 years. Along the way, he led Mason to a school record in wins, the school's first national ranking, George Mason's first appearance in the Top 10 and the school's first wins over Top 10 teams.

With 29 years of head coaching experience, the native of Bronx, N.Y., previously served as the head coach at Bowling Green for 11 seasons (1986-1997) and at Division II American International for two seasons (1977-79). His first coaching opportunity came at Davidson College, where he served as an assistant coach to Terry Holland. Davidson captured three Southern Conference regular-season championships and an NIT berth in his five years there, and he compiled a 47-12 record doubling as the freshman team coach. In 1976, he left Davidson and spent one season as player-coach for the Geronemo Basketball Club in Belgium. A 1971 graduate of Providence College with a degree in economics, Larrañaga was a four-year letterman for the Friars. As the team captain in his senior season, he led Providence to a 20-8 record and an NIT appearance. He graduated as the school's fifth all-time leading scorer with 1,258 points and was selected in the sixth round of the draft by the Detroit Pistons of the National Basketball Association. He was the team's top scorer as a sophomore and junior and was named New England's Division I Sophomore of the Year in 1969. He was inducted into the Providence College Hall of Fame in 1991.

Larrañaga, 64, and his wife, Liz, have two sons - Jay, who played for his father at Bowling Green and is an assistant coach with the Boston Celtics, and Jon, who was a member of his father's George Mason teams from 1999-2003 - and four grandchildren.




**25**  
**GARRIUS ADAMS**  
Gr. | G | 6-6 | 200  
Apex, N.C. | Middle Creek



**4**  
**RAPHAEL AKPEJIORI**  
Sr. | F | 6-9 | 241  
Lagos, Nigeria | Sunrise Christian (Kan.)



**15**  
**RION BROWN**  
Sr. | G | 6-6 | 211  
Hinesville, Ga. | Liberty County



**1**  
**DEANDRE BURNETT**  
Fr. | G | 6-2 | 191  
Miami, Fla. | Carol City




**2**  
**CORN ELDER**  
Fr. | G | 5-10 | 173  
Nashville, Tenn. | Ensforth




**11**  
**MIKE FERNANDEZ**  
Fr. | G | 6-1 | 189  
Coral Gables, Fla. | Belen Jesuit




**12**  
**JUSTIN HELLER**  
Sr. | G | 6-2 | 177  
Boca Raton, Fla. | West Boca Raton




**23**  
**TONYE JEKIRI**  
So. | C | 7-0 | 235  
Hialeah, Fla. | Champagnat Catholic



**35**  
**JAMES KELLY**  
Jr. | F | 6-7 | 246  
Ann Arbor, Mich. | Owens CC | Pioneer Pontiac, Mich.



**22**  
**DONNAVAN KIRK**  
Gr. | F | 6-9 | 228  
DePaul | Detroit Country Day




**20**  
**MANU LECOMTE**  
Fr. | G | 5-11 | 159  
Athene des Pagodes



**10**  
**SHELDON McCLELLAN**  
Jr. | G | 6-5 | 206  
Houston, Texas | Texas | Bellaire




**5**  
**DAVON REED**  
Fr. | G | 6-6 | 208  
Princeton, N.J. | Princeton Day



**13**  
**ANGEL RODRIGUEZ**  
Jr. | G | 5-11 | 181  
San Juan, P.R. | Kansas State | Miami Krop



**3**  
**STEVE SORENSON**  
So. | G | 6-0 | 161  
Dallas, Texas | St. Mark's School



**21**  
**ERIK SWOOPE**  
Sr. | F | 6-5 | 220  
Lake Elsinore, Calif. | Harvard-Westlake



**JIM LARRAÑAGA**  
Head Coach



**ERIC KONKOL**  
Assistant Coach



**MICHAEL HUGER**  
Assistant Coach




**CHRIS CAPUTO**  
Assistant Coach



**ADAM FISHER**  
Director of Operations





# GARRIUS ADAMS #25

Graduate | Guard | 6-6 | 200

Apex, N.C. | Middle Creek

- Versatile guard. Plays the 1, 2 and 3 positions.
- Transporter. Jack of all trades. Top three on the team in most stats, including points, steals, assists.
- Missed basically two years with injuries, including medical hardship waiver in 2012-13 after knee surgery.
- Graduated in June 2013 with a degree in sports administration and a minor in sociology. Currently seeking a second major in sociology.
- Approach vertical: 37.5 | Bench: 265 | 185 test: 16
- One of four seniors not recruited by Larrañaga staff. (Akpejori, Brown, Swoope, Adams).
- Roommate with Donnavan Kirk both in 2009 and now.
- In high school, ranked among the top 20 shooting guards by ESPN and among top 30 by Scout. Averaged 21.8 points per game as a senior en route to setting Middle Creek High School scoring record in career points.
- 2009 NCPreps.com All-State Boys Basketball Team
- North Carolina/South Carolina All-Star Classic.
- AAU team Garner Road.
- Also recruited by Wake Forest, NC State, Virginia Tech and South Carolina.
- Born Garrius (Gary-us) Vershon Adams Nov. 15, 1990.
- Son of Valerie and Gary Adams. Brother to Deion, Ashley and Destiny.
- Aspirations of becoming GM of NBA team.

2009-10			
Opposition	P	R	A
NC Central	3	4	0
Nova Southeastern	10	2	0
Tulane	4	2	1
UNC Wilmington	0	0	0
South Carolina	3	2	0
FGCU	6	3	2
USC Upstate	1	3	1
Minnesota	2	1	1
at Boston College	4	1	1
SC State	5	4	1
at Stetson	4	5	0
FAU	9	2	1
NC A&T	1	8	1
Bethune-Cookman	6	2	0
at Pepperdine	5	1	2
Wake Forest	0	1	0
at Virginia Tech	6	2	1
at Virginia	0	1	0
Boston College	2	2	3
at Maryland	4	1	1
Virginia Tech	3	1	0
at Wake Forest	13	3	0
at Florida St.	5	3	1
Georgia Tech	6	3	0
at Clemson	5	0	2
Duke	2	2	0
Virginia	3	3	0
NC State	9	1	0
at North Carolina	0	1	0
Florida St.	0	2	0
Wake Forest	0	0	0
Duke	0	0	0

2010-11			
Opposition	P	R	A
Jacksonville	3	1	3
at Memphis	5	7	0
N.C. Central	10	3	2
at Rutgers	0	0	0
McNeese St.	11	4	6
at FGCU	13	5	1
Ole Miss	6	3	2
West Virginia	9	3	2
Stetson	4	2	5
UCF	7	5	0
Oral Roberts	10	2	0
Rice	9	4	3
Akron	4	1	1
Pepperdine	6	0	2
at Duke	0	3	0
at Clemson	14	5	3
BC	12	2	2
Florida St.	2	8	2
at NC State	2	2	2
UNC	12	3	1
at Virginia Tech	11	2	1
Georgia Tech	11	3	1
Virginia	8	9	2
at Wake Forest	8	4	1
Duke	9	6	2
at UNG	16	4	2
Clemson	4	5	3
at BC	12	6	4
at Florida St.	7	8	3
Maryland	4	4	3
at Georgia Tech	7	1	1
Virginia	10	5	2
UNC	0	3	1
FAU	4	2	1
Missouri St.	8	3	1
at Alabama	4	4	1

2011-12			
Opposition	P	R	A
Tennessee Tech	3	8	0
Rutgers	9	3	2
UNF	14	5	2
FGCU	7	4	1
at Ole Miss	4	7	1
at Purdue	2	1	1
Memphis	0	0	0
at West Virginia	15	3	2
Appalachian St.	3	1	1
UNCG	0	1	1
Wake Forest	6	2	1
at Maryland	0	0	0
Florida State	1	0	0
at NC State	5	1	0
Boston College	0	0	1
at Georgia Tech	0	0	0
vs. Florida State	3	1	1
Valparaiso	8	2	3
Minnesota	5	1	0

## Adams Season / Career Highs

### Points

Season: 20, vs. UCF, 11/21/13  
Career: 20, vs. UCF, 11/21/13  
ACC: 14, (2x) last vs. Virginia Tech, 12/8/13

### Rebounds

Season: 9, vs. Arizona State, 12/1/13  
Career: 9 (2x) last vs. Arizona State, 12/1/13  
ACC: 9, vs. Virginia 2/5/11

### Assists

Season: 6, at North Carolina, 1/8/14  
Career: 6 (2x) last at North Carolina, 1/8/14  
ACC: 6, at North Carolina, 1/8/14

### Steals

Season: 5, vs. Ga. Southern, 11/11/13  
Career: 5, vs. Ga. Southern, 11/11/13  
ACC: 3, vs. Boston College, 1/15/11

### Blocked Shots

Season: 1 (3x) last at Syracuse, 1/4/14  
Career: 2 (2x) last vs. Boston College 1/19/10  
ACC: 2, vs. Boston College 1/19/10

### Field Goals

Season: 7, vs. UCF, 11/21/13  
Career: 7, vs. UCF, 11/21/13  
ACC: 5, (4x) last vs. Virginia Tech, 12/8/13

### Field Goal Attempts

Season: 18, vs. St. Francis, 11/8/13  
Career: 18, vs. St. Francis, 11/8/13  
ACC: 10, vs. Florida State, 1/15/14

### Free Throws

Season: 7 (3x), last vs. GWU, 11/28/13  
Career: 7 (4x), last vs. GWU, 11/28/13  
ACC: 4, (2x) last vs. Virginia 2/5/11

### Free Throw Attempts

Season: 10, vs. Ga. Southern, 11/11/13  
Career: 12, vs. UCF 12/18/10  
ACC: 6 (2x) last at Georgia Tech, 1/18/14

### 3-Point Field Goals

Season: 3, at Syracuse, 1/4/14  
Career: 4 (2x) last at West Virginia 12/10/11  
ACC: 4, at Clemson 1/8/11

### 3-Point Field Goal Attempts

Season: 8, vs. St. Francis, 11/8/13  
Career: 8, vs. St. Francis, 11/8/13  
ACC: 7 (3x), last at Syracuse, 1/4/14

### Foul Disqualifications

Season: 1, at Charleston, 11/18/13  
Career: 1 (2x) last at Charleston, 11/18/13  
ACC: --


### Minutes

Season: 42, vs. Ga. Southern, 11/11/13  
Career: 42, vs. Ga. Southern, 11/11/13  
ACC: 40, vs. Virginia, 2/5/11

## ADAMS CAREER STATISTICS

Season	GP	GS	Min.	Avg.	FG	FGA	Pct.	3-Point FG	3-Point FGA	3-Point Pct.	Free Throws FT	Free Throws FTA	Free Throws Pct.	Off.	Def.	Tot.	Avg.	PF	FO	Ast.	TO	Blk	Stl	Pts.	Avg.
2009-10	32	7	540	16.9	38	118	.322	26	89	.292	19	29	.655	19	47	66	2.1	20	0	19	25	6	23	121	3.8
2010-11	36	24	1014	28.2	88	227	.388	35	114	.307	51	75	.680	37	95	132	3.7	68	0	66	60	6	37	262	7.3
2011-12	19	6	319	16.8	29	73	.397	16	47	.340	11	20	.550	11	29	40	2.1	21	1	17	14	2	11	85	4.5
2012-13	Medical Redshirt																								
2013-14	17	17	576	33.9	53	152	.349	16	66	.242	44	66	.667	11	66	77	4.5	30	1	48	31	4	27	166	9.8
TOTAL	104	54	2449	23.5	208	570	.365	93	316	.294	125	190	.658	78	237	315	3.0	139	2	150	130	18	98	634	6.1

ADAMS 2013-14			TOTAL				3-PTS			FREE THROWS REBOUNDS														
Opponent	Date	GS	Min	FG	FGA	Pct	3FG	FGA	Pct	FT	FTA	Pct	Off	Def	Tot	Avg	PF	F0	A	TO	Blk	Stl	Pts	Avg
SFB	11-08-13	*	40	4	18	.222	0	8	.000	7	9	.778	1	2	3	3.0	2	0	3	1	0	3	15	15.0
GA. SOUTHERN	11-11-13	*	42	2	8	.250	0	4	.000	7	10	.700	0	4	4	3.5	2	0	2	3	1	5	11	13.0
TEXAS SOUTHERN	11-14-13	*	26	4	10	.400	1	4	.250	1	2	.500	1	4	5	4.0	1	0	2	1	0	3	10	12.0
at Charleston	11-18-13	*	23	2	5	.400	1	3	.333	0	0	.000	0	2	2	3.5	5	1	2	0	0	0	5	10.3
UCF	11-21-13	*	36	7	12	.583	1	3	.333	5	6	.833	1	7	8	4.4	3	0	0	6	0	2	20	12.2
vs George Washington	11-28-13	*	40	4	13	.308	2	4	.500	7	8	.875	1	3	4	4.3	4	0	5	4	0	1	17	13.0
at Cal State Fullerton	11-29-13	*	35	3	9	.333	1	6	.167	0	0	.000	1	3	4	4.3	0	0	1	3	1	0	7	12.1
vs Arizona State	12-01-13	*	33	3	7	.429	1	2	.500	2	4	.500	1	8	9	4.9	3	0	4	0	0	2	9	11.8
at Nebraska	12-04-13	*	31	0	6	.000	0	2	.000	2	2	1.000	2	5	7	5.1	0	0	1	3	0	0	2	10.7
VIRGINIA TECH	12-08-13	*	34	5	9	.556	2	4	.500	2	4	.500	0	3	3	4.9	2	0	2	0	1	1	14	11.0
at Savannah State	12-19-13	*	33	3	6	.500	2	3	.667	4	4	1.000	0	7	7	5.1	2	0	4	2	0	2	12	11.1
LA SALLE	12-22-13	*	34	5	10	.500	1	2	.500	2	3	.667	1	2	3	4.9	1	0	3	1	0	2	13	11.3
LOYOLA	12-30-13	*	28	2	5	.400	0	2	.000	0	0	.000	0	3	3	4.8	1	0	3	1	0	1	4	10.7
at Syracuse	01-04-14	*	36	3	8	.375	3	7	.429	0	0	.000	0	5	5	4.8	1	0	4	1	1	0	9	10.6
at UNC	01-08-14	*	37	3	8	.375	1	4	.250	2	6	.333	1	2	3	4.7	0	0	6	3	0	2	9	10.5
FLORIDA STATE	01-15-14	*	34	1	10	.100	0	5	.000	1	2	.500	1	3	4	4.6	1	0	5	1	0	2	3	10.0
at Georgia Tech	01-18-14	*	34	2	8	.250	0	3	.000	2	6	.333	0	3	3	4.5	2	0	1	1	0	1	6	9.8



# RAPHAEL AKPEJIORI #4

Senior | Forward | 6-9 | 241

Lagos, Nigeria | Sunrise Christian Academy (Kan.)

- Very strong and physical player who loves contact and has no regard for his own body.
- Sets hard screens and rebounds at a good rate.
- Good offensive rebounder and hard worker.
- Offseason ankle surgery, recovered well from that with improved mobility.
- Will graduate in May 2015 with both a bachelor's and master's in mechanical engineering. Takes classes such as applied thermodynamics and design of fluid & thermal systems.
- Approach vertical: 40 | Bench: 310
- Improved bench max from 215 to 270 and 185 test from 9-16 in 15 months during junior season.
- One of four seniors not recruited by Larrañaga staff. (Akpejori, Brown, Swoope, Adams).
- 2013 All-ACC Academic Team, ACC Academic Honor Roll, Book Buster (3.0 GPA), Athletics Director Honor Roll (3.2 GPA), Dean's List (3.5 GPA)
- Born Ethasor [A-tha-saur] Raphael Akpejori [AHK-peh-jour-ee] Oct. 10, 1990. Goes by Raphael.
- Son of Pius and Clara. One brother, Eshemokha, and four sisters, Okhiaofe, Ilamosi, Ideoghena and Eboshogwe. Three siblings are studying in Nigeria to be a civil engineer, chemical engineer and cell biology & genetics engineer.
- Also recruited by Texas A&M, Colorado, USF and UCF
- Rated as No. 64 power forward by ESPN in high school.
- Played AAU basketball for Baltimore Elite.
- Played in international game during 2008 Jordan Brand Basketball Classic in New York City.
- In August of 2013, averaged 9.2 points and 5.8 rebounds for Athletes in Action through five games played in Jamaica.

2010-11				2011-12				2012-13			
Opposition	P	R	A	Opposition	P	R	A	Opposition	P	R	A
Jacksonville	0	1	0	Tennessee Tech	7	3	0	Charlotte	2	0	0
at Memphis	2	1	0	Rutgers	3	1	1	at UCF	0	0	1
N.C. Central	8	5	0	UNF	5	4	0	at Hawai'i	0	0	2
at Rutgers	4	2	0	FGCU	0	0	0	vs. Arizona	1	0	1
McNeese St.	2	4	0	at Ole Miss	0	1	0	vs. Indiana State	2	0	3
at FGCU	1	2	0	at Purdue	2	7	1	La Salle	0	0	0
West Virginia	0	0	0	UMass	6	3	0	at Georgia Tech	2	0	4
Stetson	2	0	0	Memphis	2	2	0	at North Carolina	0	0	0
UCF	1	1	0	at West Virginia	3	2	0	Maryland	0	0	4
Oral Roberts	2	4	0	at Charlotte	0	0	0	at Boston College	4	0	2
Rice	0	2	0	Appalachian St.	0	0	0	Duke	0	0	1
Pepperdine	3	2	0	at North Carolina	2	1	0	Florida State	1	0	0
at Duke	1	3	0	at Boston College	0	0	0	Boston College	0	0	0
at Clemson	0	0	0	Maryland	4	1	0	North Carolina	0	0	0
Florida St.	2	0	0	Virginia Tech	0	0	0	Virginia Tech	0	0	0
UNC	1	1	0	Wake Forest	0	0	0	Clemson	0	0	0
at Virginia Tech	0	0	0	at Maryland	2	2	0	vs. Pacific	0	0	2
at UNC	2	2	0	Florida State	0	4	0	vs. Marquette	0	0	0
Maryland	0	0	0	at Georgia Tech	0	0	0				
at Alabama	0	1	0	vs. Florida State	0	1	0				
				Minnesota	0	1	0				

## Akpejori Season / Career Highs

### Points

Season: 2 (2x) last at Nebraska, 12/4/13  
 Career: 8, vs. NC Central 11/19/10  
 ACC: 4 (2x) last at Boston College, 1/16/13

### Rebounds

Season: 2, vs. Virginia Tech, 12/8/13  
 Career: 7, at Purdue 11/29/11  
 ACC: 4 (3x) last vs. Maryland, 1/13/13

### Assists

Season: --  
 Career: 1 (3x), last vs. Florida State, 1/27/13  
 ACC: 1, vs. Florida State, 1/27/13

### Steals

Season: 1, at Georgia Tech, 1/18/14  
 Career: 1, (8x), last vs. Florida State, 1/27/13  
 ACC: 1 (5x), last vs. Florida State, 1/27/13

### Blocked Shots

Season: 1 (2x) last vs. UCF, 11/21/13  
 Career: 4 (2x), last vs. UNF 11/19/11  
 ACC: 2, vs. Florida State, 1/19/11

### Field Goals

Season: 1, vs. Texas Southern, 11/14/13  
 Career: 3 (2x) last vs. Tennessee Tech 11/11/11  
 ACC: 2 (2x) last at Boston College, 1/16/13

### Field Goal Attempts

Season: 1 (4x), last at Georgia Tech, 1/18/14  
 Career: 4, UNF 11/19/11  
 ACC: 3 (3x) last at Boston College, 1/16/13

### Free Throws

Season: 2, at Nebraska, 12/4/13  
 Career: 4, at Rutgers 11/21/10  
 ACC: 2, vs. Florida State, 1/19/11

### Free Throw Attempts

Season: 2, at Nebraska, 12/4/13  
 Career: 4 (4x), last vs. Memphis 12/06/11  
 ACC: 3, at Duke, 1/2/11

### 3-Point Field Goals

Season: --

Career: --

ACC: --

### 3-Point Field Goal Attempts

Season: --

Career: --

ACC: --

### Foul Disqualifications

Season: --

Career: --

### Minutes


Season: 18, at Georgia Tech, 1/18/14  
 Career: 22, vs. UNF 11/19/11  
 ACC: 18, at Georgia Tech, 1/18/14

## AKPEJIORI CAREER STATISTICS

Season	GP	GS	Min.	Avg.	FG			3-Point			Free Throws			Rebounds				Scoring			
					FG	FGA	Pct.	FG	FGA	Pct.	FT	FTA	Pct.	Off.	Def.	Tot.	Avg.	Pf	Fo	Ast.	T.O.
2010-11	20	0	98	4.9	5	10	.500	0	0	.000	21	32	.656	13	18	31	1.6	16	0	5	12
2011-12	22	3	147	6.7	13	27	.481	0	0	.000	10	17	.588	21	12	33	1.5	27	0	2	7
2012-13	18	0	81	4.5	5	14	.357	0	0	.000	1	3	.333	6	14	20	1.1	8	0	1	3
2013-14	10	0	64	6.4	1	4	.250	0	0	.000	2	2	1.000	3	8	11	1.1	14	0	0	3
<b>TOTAL</b>	<b>70</b>	<b>3</b>	<b>390</b>	<b>5.6</b>	<b>24</b>	<b>55</b>	<b>.436</b>	<b>0</b>	<b>0</b>	<b>.000</b>	<b>34</b>	<b>54</b>	<b>.630</b>	<b>43</b>	<b>52</b>	<b>95</b>	<b>1.4</b>	<b>65</b>	<b>0</b>	<b>3</b>	<b>18</b>

AKPEJIORI 2013-14				TOTAL			3-PTS			FREE THROWS			REBOUNDS							
Opponent	Date	GS	Min	FG	FGA	Pct	3FG	FGA	Pct	FT	FTA	Pct	Off	Def	Tot	Avg	Pf	Fo	A	T.O.
SFB	11-08-13	5	0	0	.000	0	0	.000	0	0	.000	0	0	0	0.0	1	0	0	1	0
TEXAS SOUTHERN	11-14-13	2	1	1	1.000	0	0	.000	0	0	.000	0	1	1	0.5	3	0	0	0	1
UCF	11-21-13	4	0	1	.000	0	0	.000	0	0	.000	0	1	1	0.7	0	0	0	0	1
vs Arizona State	12-01-13	5	0	0	.000	0	0	.000	0	0	.000	0	1	1	0.8	1	0	0	0	0
at Nebraska	12-04-13	8	0	0	.000	0	0	.000	2	2	1.000	0	1	1	0.8	4	0	0	0	2
VIRGINIA TECH	12-08-13	9	0	1	.000	0	0	.000	0	0	.000	0	2	2	1.0	2	0	0	1	0
LOYOLA	12-30-13	8	0	0	.000	0	0	.000	0	0	.000	0	1	1	1.0	0	0	0	0	0
at Syracuse	01-04-14	3	0	0	.000	0	0	.000	0	0	.000	1	0	1	1.0	1	0	0	1	0
at UNC	01-08-14	2	0	0	.000	0	0	.000	0	0	.000	1	0	1	1.0	0	0	0	0	0
at Georgia Tech	01-18-14	18	0	1	.000	0	0	.000	0	0	.000	1	1	2	1.1	2	0	0	0	1





# RION BROWN

Senior | Guard | 6-6 | 211

Hinesville, Ga. | Liberty County

# #15

## Brown Season / Career Highs

### Points

Season: 25, at Nebraska, 12/4/13  
Career: 25, at Nebraska, 12/4/13  
ACC: 22 (2x) last vs. Boston College 2/5/13

### Rebounds

Season: 11, vs. Texas Southern, 11/14/13  
Career: 11, vs. Texas Southern, 11/14/13  
ACC: 10, at North Carolina, 1/8/14

### Assists

Season: 9, vs. Texas Southern, 11/14/13  
Career: 9, vs. Texas Southern, 11/14/13  
ACC: 4, at Syracuse, 1/4/14

### Steals

Season: 3, (2x) last vs. Loyola, 12/30/13  
Career: 3 (3x) last vs. Loyola, 12/30/13  
ACC: 2 (2x) last vs. Boston College 2/5/13

### Blocked Shots

Season: 1, (2x) last at North Carolina, 1/8/14  
Career: 1, (7x) last at North Carolina, 1/8/14  
ACC: 1, (3x) last at North Carolina, 1/8/14

### Field Goals

Season: 8 (2x) last vs. Florida State, 1/15/14  
Career: 9, at Georgia Tech, 1/5/13  
ACC: 9, at Georgia Tech, 1/5/13

### Field Goal Attempts

Season: 16, vs. Florida State, 1/15/14  
Career: 16, vs. Florida State, 1/15/14  
ACC: 16, vs. Florida State, 1/15/14

### Free Throws

Season: 7 (2x) last vs. GWU, 11/28/13  
Career: 7 (2x) last vs. GWU, 11/28/13  
ACC: 4, at NC State 2/29/12

### Free Throw Attempts

Season: 8, vs. Ga. Southern, 11/11/13  
Career: 8, vs. Ga. Southern, 11/11/13  
ACC: 6, at North Carolina, 1/8/14

### 3-Point Field Goals

Season: 5 (2x) last vs. Florida State, 1/15/14  
Career: 6, vs. Maryland 3/2/11  
ACC: 6, vs. Maryland 3/2/11

### 3-Point Field Goal Attempts

Season: 11, at Nebraska, 12/4/13  
Career: 10, vs. Illinois, 3/24/13  
ACC: 9, vs. Florida State, 1/15/14

### Foul Disqualifications

Season: --  
Career: --

### Minutes

Season: 45, vs. Ga. Southern, 11/11/13  
Career: 45, vs. Ga. Southern, 11/11/13  
ACC: 38, vs. Virginia Tech, 12/8/13

- Very athletic and attacks the rim on offensive rebounds and lobs.
- Catch and shoot player who is finding his rhythm.
- Currently making 100 3-pointers before or after practice every day.
- Mother likes him to wear orange shoes, so she sends a new pair occasionally.
- Rebounding and assist numbers are up from past seasons.
- Taking on a leadership role after being seventh man a season ago.
- Only returner from last year who started a game.
- Approach vertical: 39 | Bench: 275 | 185 test: 15
- Improved 1-step vertical from 31.5 to 35.5, 185 test from 2 to 12 reps and bench max from 205-245 junior year.
- One of four seniors not recruited by Larrañaga staff. (Akpejori, Brown, Swoope, Adams).
- Scored 21 points with five 3-pointers against Illinois to help the Canes to the NCAA Sweet 16 in 2013.
- Knocked down eight 3-pointers in first two games of NCAA Tournament.
- Perfect 6-6 at the line in five postseason games.
- 12 points in ACC Tournament Championship game, including six points from distance.
- Sophomore season knocked down 11 threes in four postseason games, leading team with 14.3 points in ACC Tournament and NIT combined.
- Led team in NIT with 17.0 points and 35.5 minutes per night, and was second with 6.0 rebounds in two games.
- Born Rion (Ryan) Cortez Brown Sept. 3, 1991.
- Majoring in sports administration, will graduate in May 2014.
- Also recruited by Georgia, Alabama and Virginia.
- Selected Class 3-A South Player of Year by Georgia Athletic Coaches Association.
- Rated as No. 15 shooting guard by Scout, No. 47 shooting guard by ESPN and No. 61 by Rivals.
- Played AAU basketball for Worldwide Renegades.
- Son of Lisa Brown and Tico Brown, who played basketball at Georgia Tech, in the Continental Basketball Association and overseas. When he retired, Tico was the CBA's all-time leading scorer (8,538 points) and was voted to the All-Time CBA Team. Brother to Tico Brown II.


2010-11				2011-12				2012-13			
Opposition	P	R	A	Opposition	P	R	A	Opposition	P	R	A
Jacksonville	3	2	1	Tennessee Tech	7	3	1	Stetson	10	1	2
at Memphis	0	2	0	Rutgers	0	4	1	at FGCU	1	4	3
N.C. Central	17	2	2	at Ole Miss	0	0	0	Jacksonville	8	7	1
at Rutgers	5	2	0	at Purdue	3	4	0	Detroit	6	5	2
McNeese St.	16	4	0	UMass	7	2	0	Michigan State	5	0	1
at FGCU	5	0	1	Memphis	6	1	0	at Massachusetts	6	0	2
Ole Miss	3	2	1	at West Virginia	0	0	0	Charlotte	4	3	0
West Virginia	0	1	0	vs. FAU	15	0	0	at UCF	6	0	1
Stetson	3	0	1	at Charlotte	11	2	0	at Hawai'i	6	1	1
UCF	0	0	0	Appalachian St.	15	3	0	vs. Arizona	2	1	0
Oral Roberts	1	1	0	UNCG	6	2	1	vs. Indiana State	7	2	0
Rice	0	1	0	at Virginia	4	1	0	La Salle	2	0	1
Akron	0	1	0	at North Carolina	3	2	0	at Georgia Tech	22	1	0
Pepperdine	9	1	0	Clemson	5	2	0	at North Carolina	9	2	0
at Duke	0	0	0	NC State	10	4	0	Maryland	2	2	0
at Clemson	1	0	0	at Georgia Tech	0	1	1	at Boston College	3	0	1
BC	0	0	1	at Boston College	2	3	3	Duke	4	0	2
Florida St.	0	1	0	Maryland	5	3	1	Florida State	8	2	2
at NC State	3	0	1	at Duke	5	1	1	at Virginia Tech	5	1	2
UNC	0	1	0	Virginia Tech	8	3	0	at NC State	0	1	0
at Virginia Tech	7	3	0	at Florida State	5	3	0	Boston College	22	3	1
Georgia Tech	5	8	1	North Carolina	5	5	1	North Carolina	11	1	1
Virginia	8	3	0	Wake Forest	11	6	3	at Florida State	2	0	0
at Wake Forest	0	2	2	at Maryland	4	1	0	at Clemson	5	2	0
Duke	8	3	0	Florida State	9	2	0	Virginia	10	4	0
at UNCG	0	1	0	at NC State	15	4	1	at Wake Forest	2	6	0
Clemson	5	2	0	Boston College	5	2	1	Virginia Tech	3	2	0
at BC	4	1	0	at Georgia Tech	10	5	0	at Duke	3	3	0
at Florida St.	3	7	1	vs. Florida State	13	5	0	Georgia Tech	0	1	1
Maryland	19	3	3	Valparaiso	18	6	1	Clemson	3	1	0
at Georgia Tech	3	3	3	Minnesota	16	6	0	vs. Boston College	7	1	1
Virginia	9	3	0					vs. NC State	0	0	0
UNC	5	3	1					vs. North Carolina	12	4	3
FAU	6	1	0					vs. Pacific	9	2	0
Missouri St.	7	3	2					vs. Illinois	21	5	2
at Alabama	2	5	1					vs. Marquette	5	4	0

## BROWN CAREER STATISTICS

Season	GP	GS	Min.	Avg.	FG	FGA	Pct.	3-Point	3-Point	Pct.	FT	FTA	Pct.	Off.	Def.	Tot.	Avg.	PF	FO	Ast.	TO	Blk	Stl	Pts.	Avg.
2010-11	36	5	607	16.9	51	141	.362	32	90	.356	23	33	.697	13	59	72	2.0	54	0	22	33	3	10	157	4.4
2011-12	31	3	618	19.9	73	171	.427	41	104	.394	36	47	.766	26	60	86	2.8	41	0	16	21	1	15	223	7.2
2012-13	36	6	800	22.2	79	215	.367	38	130	.292	35	47	.745	24	48	72	2.0	52	0	30	22	2	15	231	6.4
2013-14	17	17	586	34.5	85	200	.425	28	87	.322	41	54	.759	28	80	108	6.4	30	0	43	25	2	16	239	14.1
TOTAL	120	31	2611	21.8	288	727	.396	139	411	.338	135	181	.746	91	247	338	2.8	177	0	111	101	8	56	850	7.1

## BROWN 2013-14

Opponent	Date	GS	Min	FG	FGA	Pct	3FG	FGA	Pct	FT	FTA	Pct	Off	Def	Tot	Avg	PF	FO	A	TO	Blk	Stl	Pts	Avg
SFB	11-08-13	*	42	3	10	.300	0	3	.000	5	6	.833	1	6	7	7.0	1	0	0	1	0	0	11	11.0
GA. SOUTHERN	11-11-13	*	45	3	13	.231	2	6	.333	7	8	.875	3	4	7	7.0	3	0	4	0	0	0	15	13.0
TEXAS SOUTHERN	11-14-13	*	34	6	12	.500	1	2	.500	0	0	.000	3	8	11	8.3	1	0	9	4	0	3	13	13.0
at Charleston	11-18-13	*	35	6	10	.600	1	2	.500	2	2	1.000	2	2	4	7.3	1	0	2	1	0	2	15	13.5
UCF	11-21-13	*	29	4	15	.267	1	8	.125	2	2	1.000	1	6	7	7.2	2	0	2	0	0	1	11	13.0
vs George Washington	11-28-13	*	34	4	12	.333	1	6	.167	7	7	1.000	3	6	9	7.5	2	0	1	0	0	1	16	13.5
at Cal State Fullerton	11-29-13	*	34	4	10	.400	0	3	.000	1	2	.500	2	6	8	7.6	2	0	2	4	0	0	9	12.9
vs Arizona State	12-01-13	*	30	3	7	.429	0	1	.000	3	5	.600	1	3	4	7.1	2	0	4	2	0	0	9	12.4
at Nebraska	12-04-13	*	32	8	14	.571	5	11	.455	4	6	.667	0	2	2	6.6	4	0	3	2	0	1	25	13.8
VIRGINIA TECH	12-08-13	*	38	4	15	.267	1	5	.200	0	0	.000	2	2	4	6.3	2	0	2	0	0	1	9	13.3
at Savannah State	12-19-13	*	37	5	11	.455	1	5	.200	2	2	1.000	1	2	3	6.0	1	0	5	2	1	2	13	13.3
LA SALLE	12-22-13	*	33	6	12	.500	1	5	.200	4	6	.667	4	5	9	6.3	0	0	4	2	0	1	17	13.6
LOYOLA	12-30-13	*	27	6	11	.545	4	6	.667	1	2	.500	2	7	9	6.5	2	0	1	2	0	3	17	13.8
at Syracuse	01-04-14	*	35	3	9	.333	1	4	.250	0	0	.000	0	4	4	6.3	1	0	4	2	0	0	7	13.4
at UNC	01-08-14	*	31	7	14	.500	2	6	.333	3	6	.500	1	9	10	6.5	4	0	0	1	1	0	19	13.7
FLORIDA STATE	01-15-14	*	34	8	16	.500	5	9	.556	0	0	.000	1	3	4	6.4	2	0	0	0	0	1	21	14.2
at Georgia Tech	01-18-14	*	36	5	9	.556	2	5	.400	0	0	.000	1	5	6	6.4	0	0	0	2	0	0	12	14.1



# TONYE JEKIRI

Sophomore | Center | 7-0 | 235

Hialeah, Fla. | Champagnat Catholic School

# #23

## Jekiri Season / Career Highs

### Points

Season: 10, vs. Loyola, 12/30/13  
Career: 10, vs. Loyola, 12/30/13  
ACC: 5, at Syracuse, 1/4/14

### Rebounds

Season: 10, at North Carolina, 1/8/14  
Career: 10, at North Carolina, 1/8/14  
ACC: 10, at North Carolina, 1/8/14

### Assists

Season: 2, vs. Loyola, 12/30/13  
Career: 2, vs. Loyola, 12/30/13  
ACC: 2, at Syracuse, 1/4/14

### Steals

Season: 2 (2x) last at North Carolina, 1/8/14  
Career: 2 (2x) last at North Carolina, 1/8/14  
ACC: 2, at North Carolina, 1/8/14

### Blocked Shots

Season: 3, at North Carolina, 1/8/14  
Career: 3, at North Carolina, 1/8/14  
ACC: 3, at North Carolina, 1/8/14

### Field Goals

Season: 4 (2x) last vs. Loyola, 12/30/13  
Career: 4, (2x) last vs. Loyola, 12/30/13  
ACC: 2 (2x) last at Syracuse, 1/4/14

### Field Goal Attempts

Season: 7 (2x) last vs. La Salle, 12/22/13  
Career: 7 (2x) last vs. La Salle, 12/22/13  
ACC: 5 (2x) last at Syracuse, 1/4/14

### Free Throws

Season: 2 (2x) last vs. Loyola, 12/30/13  
Career: 4, vs. Virginia Tech, 2/28/13  
ACC: 4, vs. Virginia Tech, 2/28/13

### Free Throw Attempts

Season: 4, vs. Loyola, 12/30/13  
Career: 6, vs. Virginia Tech, 2/28/13  
ACC: 6, vs. Virginia Tech, 2/28/13

### 3-Point Field Goals

Season: --

Career: --

ACC: --

### 3-Point Field Goal Attempts

Season: --

Career: --

ACC: --

### Foul Disqualifications

Season: 3, last vs. Florida State, 1/15/14  
Career: 3, last vs. Florida State, 1/15/14  
ACC: 1, vs. Florida State, 1/15/14

### Minutes

Season: 27, at North Carolina, 1/8/14  
Career: 27, at North Carolina, 1/8/14  
ACC: 27, at North Carolina, 1/8/14


2012-13			
Opposition	P	R	A
at FGCU	1	2	0
Jacksonville	0	0	0
Michigan State	0	2	0
at Massachusetts	0	0	0
Charlotte	0	0	0
at UCF	3	2	0
at Hawai'i	1	0	0
vs. Arizona	0	2	0
vs. Indiana State	0	0	0
La Salle	0	1	0
at Georgia Tech	2	2	0
at North Carolina	0	1	0
Maryland	2	4	0
at Boston College	0	1	1
Duke	2	2	0
Florida State	4	2	0
at Virginia Tech	2	1	0
at NC State	0	2	1
Boston College	2	4	0
North Carolina	2	2	0
at Florida State	2	2	0
at Clemson	0	0	0
Virginia	2	0	0
at Wake Forest	2	3	0
Virginia Tech	4	2	0
at Duke	2	0	0
Georgia Tech	0	0	0
Clemson	2	3	0
vs. Boston College	0	1	0
vs. NC State	2	3	0
vs. North Carolina	1	1	0
vs. Pacific	6	5	0
vs. Illinois	4	2	1
vs. Marquette	0	3	0

- Has only played basketball for four years after moving from Nigeria to South Florida in September 2010 to begin hoops career. Previously played soccer.
- Gained 25 pounds from a season ago, drinking protein shakes, and eating chicken and rice dishes.
- Averaged 3.3 points, 3.3 rebounds, 0.7 blocks and 10.3 minutes in three 2013 NCAA tournament games.
- Saints fan because of former Hurricane Jimmy Graham.
- Terrific learner who picks up concepts quickly.
- Good passer for his size.
- Developing his offensive game.
- Can play with back to basket or step out for a 10-12-foot shot.
- Runs the floor like a guard and has unstoppable motor.
- Only scholarship sophomore on the team, second Florida recruit in Larrañaga era.
- One of eight players on the team recruited by Larrañaga staff.
- Acclimated himself well from Nigeria to U.S. culture.
- Chose jersey number 23 because July 23 is birthday.
- Approach vertical: 37.
- Born Tonye [TAHN-yay] Frank Jekiri [Ja-KEER-EE] July 23, 1994 in Port Harcourt, Nigeria. Son of Emilinia and Frank. Brother to Tammie, Omiebi and Boma.
- Majoring in sports administration.
- Chose Miami over considerations from Virginia Tech, Clemson, Florida State, Auburn, Vanderbilt and Alabama.
- Rated 17th-best center in country by ESPN.com and No. 13 by Scout.com.
- Averaged 20 points, 12 rebounds and 5 blocks per game as a senior.
- On AAU circuit, played for Team Breakdown.

## JEKIRI CAREER STATISTICS

Season	GP	GS	Min.	Avg.	FG			3-Point			Free Throws			Rebounds				Scoring			
					FGA	Pct.		FGA	Pct.		FT	FTA	Pct.	Off.	Def.	Tot.	Avg.	PF	FO	Ast.	TO
2012-13	34	0	235	6.9	18	.35	.514	0	0	.000	11	20	.550	28	27	55	1.6	35	0	4	11
2013-14	17	6	313	18.4	28	67	.418	0	0	.000	6	10	.600	24	53	77	4.5	46	4	10	17
<b>TOTAL</b>	<b>51</b>	<b>6</b>	<b>548</b>	<b>10.7</b>	<b>46</b>	<b>102</b>	<b>.451</b>	<b>0</b>	<b>0</b>	<b>.000</b>	<b>17</b>	<b>30</b>	<b>.567</b>	<b>52</b>	<b>80</b>	<b>132</b>	<b>2.6</b>	<b>81</b>	<b>4</b>	<b>14</b>	<b>28</b>

JEKIRI 2013-14				TOTAL			3-PTS			FREE THROWS			REBOUNDS							
Opponent	Date	GS	Min	FG	FGA	Pct	3FG	FGA	Pct	FT	FTA	Pct	Off	Def	Tot	Avg	PF	FO	A	TO
SFB	11-08-13	*	23	2	7	.286	0	0	.000	2	2	1.000	1	8	9	9.0	5	1	1	2
GA. SOUTHERN	11-11-13	*	9	1	4	.250	0	0	.000	0	0	.000	1	0	1	5.0	2	0	0	2
TEXAS SOUTHERN	11-14-13	*	12	2	6	.333	0	0	.000	0	0	.000	2	2	4	4.7	1	0	0	1
at Charleston	11-18-13		16	3	4	.750	0	0	.000	0	0	.000	2	1	3	4.3	3	0	0	1
UCF	11-21-13		17	1	3	.333	0	0	.000	0	0	.000	0	3	3	4.0	3	0	0	0
vs George Washington	11-28-13	*	21	1	3	.333	0	0	.000	0	0	.000	0	1	1	3.5	0	0	1	1
at Cal State Fullerton	11-29-13		20	2	3	.667	0	0	.000	0	0	.000	0	4	4	3.6	3	0	0	2
vs Arizona State	12-01-13		10	0	3	.000	0	0	.000	0	0	.000	2	1	3	3.5	1	0	0	0
at Nebraska	12-04-13		21	1	2	.500	0	0	.000	0	0	.000	2	5	7	3.9	2	0	1	0
VIRGINIA TECH	12-08-13		21	1	5	.200	0	0	.000	0	0	.000	3	4	7	4.2	0	0	0	1
at Savannah State	12-19-13		14	2	2	1.000	0	0	.000	0	0	.000	0	1	1	3.9	2	0	1	3
LA SALLE	12-22-13		25	4	7	.571	0	0	.000	1	2	.500	2	5	7	4.2	3	0	0	1
LOYOLA	12-30-13		23	4	5	.800	0	0	.000	2	4	.500	1	3	4	4.2	5	1	2	1
at Syracuse	01-04-14		18	2	5	.400	0	0	.000	1	2	.500	2	1	3	4.1	2	0	2	0
at UNC	01-08-14		27	1	4	.250	0	0	.000	0	0	.000	3	7	10	4.5	4	0	1	3
FLORIDA STATE	01-15-14	*	20	1	3	.333	0	0	.000	0	0	.000	3	4	7	4.6	5	1	1	0
at Georgia Tech	01-18-14	*	16	0	1	.000	0	0	.000	0	0	.000	0	3	3	4.5	5	1	0	2



# JAMES KELLY

Junior | Forward | 6-7 | 246

# #35

Ann Arbor, Mich. | Owens CC | Pioneer HS

- Began playing organized basketball junior year of high school after four-inch growth spurt.
- Good touch, very explosive and athletic.
- Catch and shoot from three and midrange.
- Inside-out talent.
- Spending more and more time in the gym to learn the game.
- Came to UM without visiting campus. Impressed by coaching staff's care for his schoolwork and off-the-court life.
- Increased bench 235 to 315 in four months, after never lifting weights before.
- Approach vertical: 37.5 | Bench max: 315
- Teammates compare him to former Cane DeQuan Jones for his personality and athleticism.
- Suite/roommates with Manu Lecomte, Davon Reed and Dre Burnett.
- One of eight players on the team recruited by Larrañaga staff.
- Averaged 17.9 points, 10.0 rebounds, 1.0 assist, 1.5 steals and 1.5 blocks per game in two seasons at Owens. Totaled 1,219 points, 678 rebounds, 105 blocks, 104 steals and 70 assists. First player in program history to record 1,000 points, 600 rebounds, 100 steals and 100 blocks in his career. 38 career double-doubles.
- Led the Ohio Community College Athletic Conference (OCCAC) in scoring (21.1 ppg) and rebounding (11.4 rpg), third in blocks (1.6bpg) and fourth in steals (2.3spg).
- NJCAA D-II Second Team All-American as a sophomore.
- Played in NJCAA Division II tournament semifinals.
- Born James Leo Kelly August 12, 1993. Son of Darlene Ison and Desi Kelly. Brother to Desi Kelly, Jr.
- Majoring in liberal arts.
- Recruited by Michigan State, New Mexico, West Virginia and Clemson.
- Played AAU for the Michigan Warriors.

## Kelly Season Highs

### Points

Season: 18, at Charleston, 11/18/13  
ACC: 12, vs. Virginia Tech, 12/8/13

### Rebounds

Season: 9, vs. Virginia Tech, 12/8/13  
ACC: 9, vs. Virginia Tech, 12/8/13

### Assists

Season: 2 (2x) last vs. Texas Southern, 11/14/13  
ACC: 1, at Syracuse, 1/4/14

### Steals

Season: 2 (2x) last at Charleston, 11/18/13  
ACC: 1 (3x) last vs. Florida State, 1/15/14

### Blocked Shots

Season: 2, at Cal State Fullerton, 11/29/13  
ACC: 1, at North Carolina, 1/8/14

### Field Goals

Season: 7, vs. Texas Southern, 11/14/13  
ACC: 5, vs. Virginia Tech, 12/8/13

### Field Goal Attempts

Season: 11, vs. Texas Southern, 11/14/13  
ACC: 14, vs. Virginia Tech, 12/8/13

### Free Throws

Season: 3 (2x) last vs. Arizona State, 12/1/13  
ACC: 2, vs. Florida State, 1/15/14

### Free Throw Attempts

Season: 4 (2x) last vs. Arizona State, 12/1/13  
ACC: 2 (3x) last vs. Florida State, 1/15/14

### 3-Point Field Goals

Season: 3 (2x) last at Charleston, 11/18/13  
ACC: 1, vs. Florida State, 1/15/14

### 3-Point Field Goal Attempts

Season: 4, vs. Texas Southern, 11/14/13  
ACC: 3, vs. Florida State, 1/15/14

### Foul Disqualifications

Season: --  
ACC: --

### Minutes


Season: 35, vs. Arizona State, 12/1/13  
ACC: 31, vs. Virginia Tech, 12/8/13

## KELLY CAREER STATISTICS

Season	GP	GS	Min.	Avg.	FG	FGA	Pct.	3-Point FG	3-Point FGA	3-Point Pct.	Free Throws FT	Free Throws FTA	Free Throws Pct.	Off.	Def.	Tot.	Avg.	PF	FO	Ast.	TO	Blk	Stl	Pts.	Avg.
2013-14	17	11	382	22.5	55	104	.529	10	25	.400	13	21	.619	22	57	79	4.6	33	0	11	15	10	10	133	7.8

### KELLY 2013-14

Opponent	Date	GS	Min	TOTAL FG	TOTAL FGA	TOTAL Pct	3-PTS 3FG	3-PTS FGA	3-PTS Pct	FREE THROWS FT	FREE THROWS FTA	FREE THROWS Pct	REBOUNDS Off	REBOUNDS Def	REBOUNDS Tot	Avg	PF	FO	A	TO	Blk	Stl	Pts	Avg
SFB	11-08-13		5	0	0	.000	0	0	.000	0	0	.000	3	1	4	4.0	2	0	0	2	0	0	0	0.0
GA. SOUTHERN	11-11-13		20	5	8	.625	0	1	.000	0	0	.000	2	0	2	3.0	2	0	2	0	0	1	10	5.0
TEXAS SOUTHERN	11-14-13		28	7	11	.636	3	4	.750	0	0	.000	1	6	7	4.3	3	0	2	1	0	2	17	9.0
at Charleston	11-18-13	*	33	6	9	.667	3	3	1.000	3	4	.750	0	4	4	4.3	2	0	1	0	1	2	18	11.3
UCF	11-21-13	*	16	1	4	.250	0	2	.000	0	0	.000	2	2	4	4.2	3	0	1	1	1	0	2	9.4
vs George Washington	11-28-13		28	5	9	.556	0	0	.000	1	2	.500	2	4	6	4.5	2	0	0	0	1	0	11	9.7
at Cal State Fullerton	11-29-13	*	24	4	7	.571	1	2	.500	1	2	.500	1	6	7	4.9	3	0	1	0	2	0	10	9.7
vs Arizona State	12-01-13	*	35	4	7	.571	0	2	.000	3	4	.750	0	6	6	5.0	3	0	1	1	1	0	11	9.9
at Nebraska	12-04-13	*	28	1	4	.250	0	2	.000	0	0	.000	0	5	5	5.0	0	0	0	1	1	0	2	9.0
VIRGINIA TECH	12-08-13	*	31	5	14	.357	0	1	.000	2	2	1.000	3	6	9	5.4	4	0	0	2	0	1	12	9.3
at Savannah State	12-19-13	*	26	3	5	.600	0	1	.000	0	1	.000	2	6	8	5.6	0	0	1	2	0	1	6	9.0
LA SALLE	12-22-13	*	20	4	7	.571	1	1	1.000	1	2	.500	0	3	3	5.4	1	0	0	2	1	1	10	9.1
LOYOLA	12-30-13	*	29	5	8	.625	1	1	1.000	0	0	.000	2	4	6	5.5	2	0	1	0	1	0	11	9.2
at Syracuse	01-04-14	*	28	4	5	.800	0	1	.000	0	0	.000	1	2	3	5.3	1	0	1	2	0	0	8	9.1
at UNC	01-08-14	*	10	0	1	.000	0	1	.000	1	2	.500	0	1	1	5.0	2	0	0	0	1	1	1	8.6
FLORIDA STATE	01-15-14		18	1	5	.200	1	3	.333	1	2	.500	3	1	4	4.9	2	0	0	1	0	1	4	8.3
at Georgia Tech	01-18-14		3	0	0	.000	0	0	.000	0	0	.000	0	0	0	4.6	1	0	0	0	0	0	0	7.8



# DONNAVAN KIRK #22

Graduate | Forward | 6-9 | 228

Pontiac, Mich. | DePaul | Detroit Country Day HS

## Kirk Season / Career Highs

### Points

Season: 21, vs. Florida State, 1/15/14  
Career: 21, vs. Florida State, 1/15/14  
ACC: 21, vs. Florida State, 1/15/14

### Rebounds

Season: 11, (2x) last vs. Virginia Tech, 12/8/13  
Career: 11 (2x) last vs. Virginia Tech, 12/8/13  
ACC: 11, vs. Virginia Tech, 12/8/13

### Assists

Season: 2, vs. UCF, 11/21/13  
Career: 2 (2x) last vs. UCF, 11/21/13  
ACC: 1, at Syracuse, 1/4/14

### Steals

Season: 2, vs. Texas Southern, 11/14/13  
Career: 2 (8x) last vs. Texas Southern, 11/14/13  
ACC: 1, vs. Florida State, 1/15/14

### Blocked Shots

Season: 4 (3x) last vs. Florida State, 1/15/14  
Career: 8, vs. Providence 2/25/12  
ACC: 4 (2x) vs. Florida State, 1/15/14

### Field Goals

Season: 9, vs. Florida State, 1/15/14  
Career: 9, vs. Florida State, 1/15/14  
ACC: 9, vs. Florida State, 1/15/14

### Field Goal Attempts

Season: 13, vs. Ga. Southern, 11/11/13  
Career: 13 (2x) last vs. Ga. Southern, 11/11/13  
ACC: 12, vs. Florida State, 1/15/14

### Free Throws

Season: 4, vs. St. Francis, 11/8/13  
Career: 5, vs. Wichita State 11/20/12  
ACC: 3, at Georgia Tech, 1/18/14

### Free Throw Attempts

Season: 6, vs. St. Francis, 11/8/13  
Career: 6 (2x) last vs. St. Francis, 11/8/13  
ACC: 4, vs. Virginia Tech, 12/8/13

### 3-Point Field Goals

Season: 3, vs. Florida State, 1/15/14  
Career: 3, vs. Florida State, 1/15/14  
ACC: 3, vs. Florida State, 1/15/14

### 3-Point Field Goal Attempts

Season: 4, vs. Florida State, 1/15/14  
Career: 4, vs. Florida State, 1/15/14  
ACC: 4, vs. Florida State, 1/15/14

### Foul Disqualifications

Season: 1, at North Carolina, 1/8/14  
Career: 4, last vs. Providence 1/5/13  
ACC: 1, at North Carolina, 1/8/14

### Minutes

Season: 39, vs. GWU, 11/28/13  
Career: 39 (2x) last vs. GWU, 11/28/13  
ACC: 35, at Georgia Tech, 1/18/14

- Played 17 games at Miami before transferring to DePaul for redshirt sophomore season. Returned to Miami for graduate school after playing two full seasons for Blue Demons.
- Lean but strong athlete who benches 305 pounds.
- Approach vertical: 37.5 | Bench max: 305 | 185 test: 19
- Ability to score in and out, hitting shots from long range or in the paint.
- Exceptional shot-blocking timing.
- Very good student, earned B.S. in marketing with an emphasis in sales leadership from DePaul. Currently working on masters in community & social change at Miami.
- Block to foul ratio is notable.
- Nationally ranked in blocks after posting 50 blocks for DePaul a season ago.
- One of eight players on the team recruited by Larrañaga staff.
- Roommate with Garrius Adams both in 2009 and now.
- 12th in DePaul history with 82 blocked shots in a Blue Demon uniform.
- Played in just four games as a true freshman at Miami due to back injury. Earned the team's "Iron Man Award", in recognition of the UM men's basketball player who has exhibited dedication in the classroom, locker room and weight room.
- Participated in the 2009 Academic All-American Classic, featuring the country's top basketball players that also excelled in the classroom.
- Played AAU basketball for The Family.
- Recruited out of high school by Michigan State, USF and USC.
- Born Donnavan Lewis Kirk July 22, 1991. Son of Eric Kirk and Tanya Orr. Brother, Eric Jr. and two sisters, Paige and Bria.

MIAMI 2009-10			
Opposition	P	R	A
N.C. Central	4	4	0
Nova Southeastern	4	5	0
vs. Tulane	2	0	0
vs. UNC-W	0	0	0

MIAMI 2010-11			
Opposition	P	R	A
Jacksonville	0	0	0
at Memphis	6	4	0
N.C. Central	6	4	0
at Rutgers	0	0	0
McNeese State	4	3	0
at FGCU	6	6	0
Ole Miss	1	1	0
West Virginia	2	1	0
Stetson	6	0	0
vs UCF	4	1	0
vs Oral Roberts	0	0	0
vs Rice	0	0	0
vs Akron	0	1	0

DEPAUL 2011-12			
Opposition	P	R	A
vs Minnesota	2	0	0
vs Texas Tech	2	4	0
vs Arizona State	0	1	0
at Northern Illinois	0	2	0
Arkansas PB	6	6	0
Cal Poly	0	4	0
Syracuse	14	3	1
Pittsburgh	2	8	0
at Louisville	0	2	0
Georgetown	4	1	0
USF	0	1	0
at Rutgers	0	2	0
St. John's	6	2	0
at Cincinnati	0	3	1
Marquette	4	7	0
at Notre Dame	8	5	0
at Connecticut	0	5	1
Louisville	11	4	1
at St. John's	6	5	0
Providence	4	11	0
at West Virginia	0	2	1
Seton Hall	8	8	0
vs Connecticut	4	6	0

DEPAUL 2012-13			
Opposition	P	R	A
UC Riverside	8	4	1
Gardner-Webb	8	2	0
Austin Peay	2	2	2
vs Wichita State	5	4	0
vs W. Kentucky	9	5	1
Fairfield	10	9	0
at Auburn	7	3	1
at Chicago State	3	3	0
Milwaukee	14	1	0
at Arizona State	2	2	1
Northern Ill.	2	0	1
UMBC	5	5	0
Loyola-Chicago	6	1	0
Seton Hall	2	1	0
at Providence	8	6	0
Cincinnati	4	4	0
St. John's	6	5	0
at Pittsburgh	3	3	0
at St. John's	6	6	1
Notre Dame	11	7	1
Villanova	3	4	1
at Marquette	16	4	1
at Notre Dame	16	4	0
Rutgers	11	7	0
at Georgetown	8	8	1
Connecticut	6	2	0
Louisville	2	9	0
at USF	5	2	0
at Syracuse	2	3	1
Pittsburgh	0	2	1
vs Rutgers	2	3	0

## KIRK MIAMI CAREER STATISTICS

Season	GP	GS	Min.	Avg.	FG	FGA	Pct.	3-Point FG	3-Point FGA	3-Point Pct.	Free Throws FT	Free Throws FTA	Free Throws Pct.	Off.	Rebounds Def.	Rebounds Tot.	Avg.	PF	FO	Ast.	TO	Blk	Stl	Pts.	Avg.
2009-10	4	0	26	6.5	4	7	.571	0	0	.000	2	2	1.000	4	5	9	2.3	2	0	0	3	0	2	10	2.5
2010-11	13	3	124	9.5	13	32	.406	0	2	.000	9	10	.900	7	14	21	1.6	18	0	0	14	4	2	35	2.7
2013-14	17	17	511	30.1	70	135	.519	8	22	.364	21	36	.583	52	62	114	6.7	41	1	4	27	37	7	169	9.9
<b>TOTAL</b>	<b>34</b>	<b>20</b>	<b>661</b>	<b>19.4</b>	<b>87</b>	<b>174</b>	<b>.500</b>	<b>8</b>	<b>24</b>	<b>.333</b>	<b>32</b>	<b>48</b>	<b>.667</b>	<b>63</b>	<b>81</b>	<b>144</b>	<b>4.2</b>	<b>61</b>	<b>1</b>	<b>4</b>	<b>44</b>	<b>41</b>	<b>11</b>	<b>214</b>	<b>6.3</b>

## DEPAUL STATS

2011-12	23	4	415	18.0	32	73	.438	3	9	.333	14	20	.700	31	61	92	4.0	60	3	5	11	32	10	81	3.5
2012-13	31	30	791	25.5	78	159	.491	12	31	.387	24	34	.706	40	81	121	3.9	65	1	14	23	50	11	192	6.2
<b>TOTAL</b>	<b>54</b>	<b>34</b>	<b>1206</b>	<b>22.3</b>	<b>110</b>	<b>232</b>	<b>.474</b>	<b>15</b>	<b>40</b>	<b>.375</b>	<b>38</b>	<b>54</b>	<b>.704</b>	<b>71</b>	<b>142</b>	<b>213</b>	<b>3.9</b>	<b>125</b>	<b>4</b>	<b>19</b>	<b>34</b>	<b>82</b>	<b>21</b>	<b>273</b>	<b>5.1</b>

## KIRK 2013-14

Opponent	Date	GS	Min	FG	FGA	Pct	3-PTS 3FG	3-PTS FGA	3-PTS Pct	FREE THROWS FT	FREE THROWS FTA	FREE THROWS Pct	REBOUNDS Off	REBOUNDS Def	Tot	Avg	PF	FO	A	TO	Blk	Stl	Pts	Avg
SFB	11-08-13	*	35	6	8	.750	0	1	.000	4	6	.667	7	3	10	10.0	3	0	0	4	2	1	16	16.0
GA. SOUTHERN	11-11-13	*	36	7	13	.538	1	2	.500	3	3	1.000	5	5	10	10.0	1	0	0	1	3	1	18	17.0
TEXAS SOUTHERN	11-14-13	*	30	7	12	.583	0	2	.000	1	1	1.000	2	1	3	7.7	3	0	1	0	3	2	15	16.3
at Charleston	11-18-13	*	29	4	8	.500	1	1	1.000	0	0	.000	3	6	9	8.0	1	0	0	3	2	0	9	14.5
UCF	11-21-13	*	33	3	8	.375	0	2	.000	0	2	.000	1	4	5	7.4	1	0	2	0	1	1	6	12.8
vs George Washington	11-28-13	*	39	3	8	.375	0	0	.000	0	0	.000	2	9	11	8.0	2	0	0	2	4	0	6	11.7
at Cal State Fullerton	11-29-13	*	27	2	4	.500	0	0	.000	1	2	.500	2	0	2	7.1	3	0	0	2	1	0	5	10.7
vs Arizona State	12-01-13	*	28	3	9	.333	0	0	.000	1	1	1.000	2	1	3	6.6	2	0	0	2	2	0	7	10.3
at Nebraska	12-04-13	*	18	0	4	.000	0	1	.000	1	2	.500	1	3	4	6.3	4	0	0	1	1	1	1	9.2
VIRGINIA TECH	12-08-13	*	29	2	7	.286	0	1	.000	2	4	.500	4	7	11	6.8	1	0	0	3	2	0	6	8.9
at Savannah State	12-19-13	*	36	6	10	.600	1	1	1.000	2	3	.667	5	4	9	7.0	3	0	0	2	3	0	15	9.5
LA SALLE	12-22-13	*	35	4	9	.444	0	2	.000	1	2	.500	4	5	9	7.2	2	0	0	1	4	0	9	9.4
LOYOLA	12-30-13	*	17	5	9	.556	0	0	.000	2	5	.400	5	4	9	7.3	2	0	0	0	0	0	12	9.6
at Syracuse	01-04-14	*	30	1	3	.333	0	0	.000	0	0	.000	2	2	4	7.1	3	0	1	3	4	0	2	9.1
at UNC	01-08-14	*	20	3	5	.600	1	3	.333	0	0	.000	1	2	3	6.8	5	1	0	0	1	0	7	8.9
FLORIDA STATE	01-15-14	*	34	9	12	.750	3	4	.750	0	2	.000	4	1	5	6.7	4	0	0	1	4	1	21	9.7
at Georgia Tech	01-18-14	*	35	5	6	.833	1	2	.500	3	3	1.000	2	5	7	6.7	1	0	0	2	0	0	14	9.9





# MANU LECOMTE

## #20

Freshman | Guard | 5-11 | 159

Brussels, Belgium | Athene des Pagodes

### Lecomte Season Highs

#### Points

Season: 16, at Georgia Tech, 1/18/14  
ACC: 16, at Georgia Tech, 1/18/14

#### Rebounds

Season: 4 (4x) last at Georgia Tech, 1/18/14  
ACC: 4 (2x) last at Georgia Tech, 1/18/14

#### Assists

Season: 7, at North Carolina, 1/8/14  
ACC: 7, at North Carolina, 1/8/14

#### Steals

Season: 2 (3x) last at Savannah State, 12/19/13  
ACC: 1 (3x) last at Georgia Tech, 1/18/14

#### Blocked Shots

Season: 1, vs. Ga. Southern, 11/11/13  
ACC: --

#### Field Goals

Season: 5, at Georgia Tech, 1/18/14  
ACC: 5, at Georgia Tech, 1/18/14

#### Field Goal Attempts

Season: 12, at Georgia Tech, 1/18/14  
ACC: 12, at Georgia Tech, 1/18/14

#### Free Throws

Season: 6 (3x) last at Georgia Tech, 1/18/14  
ACC: 6 (2x) last at Georgia Tech, 1/18/14

#### Free Throw Attempts

Season: 8, at North Carolina, 1/8/14  
ACC: 8, at North Carolina, 1/8/14

#### 3-Point Field Goals

Season: 2 (4x) last at Syracuse, 1/4/14  
ACC: 2, at Syracuse, 1/4/14

#### 3-Point Field Goal Attempts

Season: 4 (3x) last at Syracuse, 1/4/14  
ACC: 4, at Syracuse, 1/4/14

#### Foul Disqualifications

Season: --  
ACC: --

#### Minutes


Season: 38, at North Carolina, 1/8/14  
ACC: 38, at North Carolina, 1/8/14

- Team's only pure point guard. Can shoot the three or pull up for jumpers.
- Played as an amateur at the pro level in Belgium since he was 16.
- Head coach Larrañaga and assistant coach Michael Huger both played pro ball in Belgium.
- Young collegiate player, turning 18 in August of his freshman year at Miami.
- Very good shooter who averages in upper 60s in five minutes of threes drill.
- Adjusted well to American culture and has acclimated himself well to Miami.
- Did not visit campus before attending UM.
- Improved strength in short amount of time.
- Approach vertical: 35.5 | Bench max: 245 | 185 test: 11
- Very professional about his game, wants to improve, spends a lot of time working at it.
- One of eight players on the team recruited by Larrañaga staff
- Suite/roommates with James Kelly, Davon Reed and Dre Burnett.
- Born Emmanuel Lecomte [la-conn-t] Aug. 16, 1995. Goes by Manu [man-ew].
- Son of Philippe and Marie. Brother to Christina.
- First language is French. Mother is Cameroonian and father is Belgian.
- Played for second division Mons-Hainaut Belfius in Belgium where he averaged 12.4 points, 2.8 rebounds, and 3.2 assists per game
- Majoring in economics
- Competed in Belgium's U16, U18 and U20 championships, most recently playing in the U18 European Championship, where he led his country in scoring with 12.0 ppg and 2.9 assists in eight outings.
- Also recruited by Gonzaga, Creighton and UAB.

### LECOMTE CAREER STATISTICS

Season	GP	GS	Min.	Avg.	3-Point			Free Throws			Rebounds			Scoring		
					FG	FGA	Pct.	FT	FTA	Pct.	Off.	Def.	Tot.	Avg.	Pf	FO
2013-14	17	8	486	28.6	42	109	.385	11	31	.355	33	41	.805	8	30	38

LECOMTE 2013-14			TOTAL			3-PTS			FREE THROWS			REBOUNDS					
Opponent	Date	GS	Min	FG	FGA	Pct	3FG	FGA	Pct	FT	FTA	Pct	Off	Def	Tot	Avg	Pf
SFB	11-08-13	*	34	3	10	.300	0	2	.000	3	4	.750	0	1	1	1.0	2
GA. SOUTHERN	11-11-13	*	36	4	8	.500	2	4	.500	2	2	1.000	1	3	4	2.5	1
TEXAS SOUTHERN	11-14-13	*	33	4	8	.500	2	4	.500	2	2	1.000	2	1	3	2.7	1
at Charleston	11-18-13	*	33	4	8	.500	0	0	.000	6	6	1.000	0	4	4	3.0	4
UCF	11-21-13	*	33	0	6	.000	0	2	.000	0	0	.000	0	0	0	2.4	2
vs George Washington	11-28-13	*	25	2	6	.333	1	2	.500	0	0	.000	2	0	2	2.3	2
at Cal State Fullerton	11-29-13		15	2	4	.500	0	2	.000	0	0	.000	0	3	3	2.4	1
vs Arizona State	12-01-13		10	1	3	.333	0	0	.000	0	0	.000	0	1	1	2.3	0
at Nebraska	12-04-13		23	2	4	.500	0	0	.000	1	3	.333	0	2	2	2.2	4
VIRGINIA TECH	12-08-13		27	3	8	.375	0	1	.000	1	2	.500	0	4	4	2.4	2
at Savannah State	12-19-13		32	2	3	.667	2	2	1.000	4	4	1.000	0	2	2	2.4	1
LA SALLE	12-22-13		28	2	6	.333	0	1	.000	1	2	.500	1	3	4	2.5	3
LOYOLA	12-30-13		20	2	3	.667	1	1	1.000	1	2	.500	0	0	0	2.3	2
at Syracuse	01-04-14		25	3	6	.500	2	4	.500	0	0	.000	0	0	0	2.1	1
at UNC	01-08-14		38	2	7	.286	1	1	1.000	6	8	.750	0	3	3	2.2	2
FLORIDA STATE	01-15-14	*	37	1	7	.143	0	2	.000	0	0	.000	0	1	1	2.1	2
at Georgia Tech	01-18-14	*	37	5	12	.417	0	3	.000	6	6	1.000	2	2	4	2.2	1



# DAVON REED

Freshman | Guard | 6-6 | 208

#5

Ewing, N.J. | Princeton Day School (N.J.)

- Focused. Structured. Determined. Competitive. True student of the game. Will do whatever it takes to win.
- Roommate James Kelly says Reed is the most organized and focused person he's ever met.
- A 3 guard who is playing out of position at the point for Miami.
- Improved bench 175 to 250 pounds in four months.
- Approach vertical: 40.5 | Bench max: 250 | 185 test: 11
- One of eight players on the team recruited by Larrañaga staff.
- Suite/roommates with Manu Lecomte, Davon Reed and Dre Burnett.
- Four-star swingman listed as a Top 100 player (No. 97) by Rivals.com and No. 78 in the Class of 2013 by ESPN
- Third-best talent in New Jersey and 18th best nationally at the shooting guard position, according to ESPN.com.
- Kevin Durant Skills Academy. McDonald's All-American candidate.
- 2,000 point scorer. Averaged 24 points and 10 rebounds as a senior.
- Youth Role Model Award from Join-Effort Princeton for both dedication to his community and excellence in his personal life.
- Born Davon Malcolm Reed June 11, 1995. Son of David Reed and Rose Reed. Brother to Miles.
- Majoring in sports administration
- Played AAU ball with Team Final.
- Chose Miami over offers from Wake Forest, Cincinnati, Xavier and Memphis.

## Reed Season Highs

### Points

Season: 19 vs. Arizona State, 12/1/13  
ACC: 10, vs. Virginia Tech, 12/8/13

### Rebounds

Season: 5 (2x) last vs. Virginia Tech, 12/8/13  
ACC: 5, vs. Virginia Tech, 12/8/13

### Assists

Season: 7, vs. Loyola, 12/30/13  
ACC: 1, at Syracuse, 1/4/14

### Steals

Season: 2 (4x) last vs. Loyola, 12/30/13  
ACC: --

### Blocked Shots

Season: 1 (2x) last vs. UCF, 11/21/13  
ACC: --

### Field Goals

Season: 7, vs. UCF, 11/21/13  
ACC: 4, vs. Virginia Tech, 12/8/13

### Field Goal Attempts

Season: 12, at Cal State Fullerton, 11/29/13  
ACC: 10, vs. Virginia Tech, 12/8/13

### Free Throws

Season: 5, vs. Loyola, 12/30/13  
ACC: 1, at Syracuse, 1/4/14

### Free Throw Attempts

Season: 6, vs. Arizona State, 12/1/13  
ACC: 2 (2x) last at Syracuse, 1/4/14

### 3-Point Field Goals

Season: 5, vs. Arizona State, 12/1/13  
ACC: 1 (2x) last at Syracuse, 1/4/14

### 3-Point Field Goal Attempts

Season: 8, vs. Arizona State, 12/1/13  
ACC: 4, vs. Florida State, 1/15/14

### Foul Disqualifications

Season: --  
ACC: --


### Minutes

Season: 36 (2x) last vs. Arizona State, 12/1/13  
ACC: 32, vs. Virginia Tech, 12/8/13

## REED CAREER STATISTICS

Season	GP	GS	Min.	Avg.	FG	FGA	Pct.	3-Point FG	3-Point FGA	3-Point Pct.	Free Throws FT	Free Throws FTA	Free Throws Pct.	Off.	Def.	Tot.	Avg.	PF	FO	Ast.	TO	Blk	Stl	Pts.	Avg.
2013-14	17	9	417	24.5	40	115	.348	22	64	.344	20	32	.625	7	24	31	1.8	24	0	30	29	2	10	122	7.2

REED 2013-14			TOTAL			3-PTS			FREE THROWS			REBOUNDS													
Opponent	Date	GS	Min	FG	FGA	Pct	3FG	FGA	Pct	FT	FTA	Pct	Off	Def	Tot	Avg	PF	F0	A	TO	Blk	Stl	Pts	Avg	
SFB	11-08-13		18	1	5	.200	0	1	.000	1	2	.500	0	1	1	1.0	1	0	0	0	0	1	3	3.0	
GA. SOUTHERN	11-11-13		21	1	5	.200	1	4	.250	4	4	1.000	0	1	1	1.0	4	0	2	1	0	0	7	5.0	
TEXAS SOUTHERN	11-14-13		27	4	8	.500	3	4	.750	0	1	.000	2	1	3	1.7	0	0	3	1	0	0	11	7.0	
at Charleston	11-18-13		26	1	6	.167	1	2	.500	0	0	.000	1	1	2	1.8	3	0	3	2	1	0	3	6.0	
UCF	11-21-13		26	7	10	.700	3	5	.600	0	0	.000	1	4	5	2.4	2	0	1	2	1	2	17	8.2	
vs George Washington	11-28-13		35	2	7	.286	2	5	.400	0	0	.000	0	2	2	2.3	2	0	2	3	0	2	6	7.8	
at Cal State Fullerton	11-29-13	*	36	4	12	.333	1	6	.167	0	2	.000	0	3	3	2.4	1	0	2	1	0	0	9	8.0	
vs Arizona State	12-01-13	*	36	5	10	.500	5	8	.625	4	6	.667	0	1	1	2.3	3	0	2	2	0	0	19	9.4	
at Nebraska	12-04-13	*	31	2	11	.182	1	6	.167	0	0	.000	1	1	2	2.2	2	0	2	2	0	2	5	8.9	
VIRGINIA TECH	12-08-13	*	32	4	10	.400	1	3	.333	1	2	.500	2	3	5	2.5	0	0	0	3	0	0	10	9.0	
at Savannah State	12-19-13	*	22	3	5	.600	1	2	.500	1	5	.200	0	1	1	2.4	2	0	1	3	0	1	8	8.9	
LA SALLE	12-22-13	*	25	3	8	.375	1	5	.200	1	1	1.000	0	0	0	2.2	2	0	4	1	0	0	8	8.8	
LOYOLA	12-30-13	*	31	1	6	.167	1	5	.200	5	5	1.000	0	2	2	2.2	0	0	7	3	0	2	8	8.8	
at Syracuse	01-04-14	*	20	1	3	.333	1	3	.333	2	2	1.000	0	0	0	2.0	1	0	1	1	0	0	5	8.5	
at UNC	01-08-14	*	10	0	3	.000	0	1	.000	0	0	.000	0	2	2	2.0	0	0	0	2	0	0	0	7.9	
FLORIDA STATE	01-15-14		14	0	4	.000	0	4	.000	0	0	.000	0	1	1	1.9	0	0	0	1	0	0	0	7.4	
at Georgia Tech	01-18-14		7	1	2	.500	0	0	.000	1	2	.500	0	0	0	1.8	1	0	0	1	0	0	3	7.2	



# ERIK SWOOPE

Senior | Forward | 6-5 | 220

Lake Elsinore, Calif. | Harvard-Westlake

# #21

## Swoope Season / Career Highs

### Points

Season: 14, at North Carolina, 1/8/14  
Career: 14, at North Carolina, 1/8/14  
ACC: 14, at North Carolina, 1/8/14

### Rebounds

Season: 4 (2x) last at North Carolina, 1/8/14  
Career: 6, vs. NC Central 11/19/10  
ACC: 4 (2x) last at North Carolina, 1/8/14

### Assists

Season: 1 (3x) last at North Carolina, 1/8/14  
Career: 2, at West Virginia 12/10/11  
ACC: 1 (5x) last at North Carolina, 1/8/14

### Steals

Season: 2, at North Carolina, 1/8/14  
Career: 3 (3x), last vs. Rutgers 11/15/11  
ACC: 3, vs. Florida State, 1/19/11

### Blocked Shots

Season: 1 (2x) last at North Carolina, 1/8/14  
Career: 2 (2x), last vs. UNF 11/19/11  
ACC: 1, at North Carolina, 1/8/14

### Field Goals

Season: 5, at North Carolina, 1/8/14  
Career: 5, at North Carolina, 1/8/14  
ACC: 5, at North Carolina, 1/8/14

### Field Goal Attempts

Season: 8, at North Carolina, 1/8/14  
Career: 8 (2x) last at North Carolina, 1/8/14  
ACC: 8 (2x) last at North Carolina, 1/8/14

### Free Throws

Season: 4, at North Carolina, 1/8/14  
Career: 5, vs. Pepperdine 12/30/10  
ACC: 4 (2x) last at North Carolina, 1/8/14

### Free Throw Attempts

Season: 4, at North Carolina, 1/8/14  
Career: 7, vs. Pepperdine 12/30/10  
ACC: 4 (2x) last at North Carolina, 1/8/14

### 3-Point Field Goals

Season: 1, at Nebraska, 12/4/13  
Career: 1 (2x) last at Nebraska, 12/4/13  
ACC: --

### 3-Point Field Goal Attempts

Season: 3, at Nebraska, 12/4/13  
Career: 3, at Nebraska, 12/4/13  
ACC: 1 (2x) last at North Carolina, 1/8/14

### Foul Disqualifications

Season: --  
Career: 3 - 1 in 2010-11; 2 in 2011-12  
ACC: --

### Minutes

Season: 25, at North Carolina, 1/8/14  
Career: 36, at Ole Miss 11/25/11  
ACC: 25, at North Carolina, 1/8/14

- Extremely athletic, incredible physique, bouncy.
- Attacks basket with reckless abandon, and has ability to finish plays in traffic.
- Plays both the three and four positions. Plays bigger than his height.
- Studies Dennis Rodman videos to perfect his role as a rebounder and defender.
- Lost 20 pounds since March by swimming and rowing, but gained 25 pounds on bench press, up from 340 to 365 lbs. Squats 495 lbs.
- Spent time shooting this summer, improved free throw shooting.
- Focused, diligent worker.
- Approach vertical: 40 | Bench max: 365 | 185 test: 25
- Improved bench max 275 to 340 pounds, standing vertical jump 27.5 to 32 inches and 185 test 15 to 21 reps in junior season.
- One of four seniors not recruited by Larrañaga staff. (Akpejori, Brown, Swoope, Adams).
- Born Erik Hamilton Swoope [Swope] May 8, 1992. Son of Denise and Gerald Swoope. Brother to Devin Swoope.
- Majoring in economics.
- Practicing yoga for four years.
- 2011 ACC All-Academic Basketball Team.
- Rated as No. 41 power forward by ESPN.
- As a senior, averaged 21.8 points, 8.9 rebounds, 1.6 assists and 1.5 blocks per game, converting 74 percent from field and 71 percent from foul line.
- Played AAU basketball for Pump N' Run Elite.
- Attended same high school that produced NBA players Jason Collins (Atlanta Hawks) and Jarron Collins (Phoenix Suns).

2010-11				2011-12				2012-13			
Opposition	P	R	A	Opposition	P	R	A	Opposition	P	R	A
Jacksonville	0	0	0	Tennessee Tech	11	6	1	Stetson	0	0	0
at Memphis	1	0	0	Rutgers	6	8	1	at FGCU	0	0	0
N.C. Central	4	6	1	UNF	8	3	1	Jacksonville	7	2	1
at Rutgers	0	0	0	FGCU	4	3	0	Detroit	0	1	0
McNeese St.	0	0	0	at Ole Miss	6	3	0	Charlotte	4	4	0
at FGCU	0	1	0	at Purdue	4	1	1	at UCF	3	0	0
UCF	0	0	0	UMass	6	2	1	at Hawai'i	0	0	0
Oral Roberts	0	0	0	Memphis	2	4	0	vs. Arizona	0	0	0
Rice	4	1	1	at West Virginia	0	3	2	La Salle	4	4	1
Akron	3	3	0	vs. FAU	2	1	0	at Georgia Tech	0	1	0
Pepperdine	13	4	1	at Charlotte	0	1	0	Maryland	0	0	0
at Duke	6	2	0	Appalachian St.	2	0	0	at Boston College	0	4	0
at Clemson	0	2	1	UNCG	0	0	0	Duke	1	0	0
BC	4	1	0	at North Carolina	0	0	0	Florida State	2	1	0
Florida St.	5	2	1	NC State	1	0	0	Boston College	0	1	0
at NC State	0	0	0	at Boston College	0	0	0	North Carolina	0	1	0
UNC	0	0	0	Maryland	0	2	0	at Florida State	2	0	0
at Virginia Tech	0	0	0	Virginia Tech	0	0	0	at Clemson	2	3	0
Georgia Tech	0	1	0	Wake Forest	0	0	0	at Wake Forest	4	2	0
Virginia	0	1	0	Boston College	0	2	0	Virginia Tech	0	1	0
at Wake Forest	0	1	0	at Georgia Tech	0	0	0	at Duke	0	2	1
Duke	0	0	0	vs. Florida State	0	0	0	Clemson	0	0	0
at UNCG	0	1	0	Minnesota	2	1	0	vs. Boston College	0	2	0
at Florida St.	0	1	0					vs. NC State	0	1	0
at Georgia Tech	0	2	0					vs. North Carolina	2	0	0
Virginia	0	0	0					vs. Pacific	6	0	0
FAU	0	0	0					vs. Marquette	6	2	0
Missouri St.	0	0	0								
at Alabama	0	0	0								

## SWOOPE CAREER STATISTICS

Season	GP	GS	Min.	Avg.	FG	FGA	Pct.	3-Point FG	3-Point FGA	3-Point Pct.	Free Throws FT	Free Throws FTA	Free Throws Pct.	Off.	Def.	Tot.	Avg.	PF	FO	Ast.	TO	Blk	Stl	Pts.	Avg.
2010-11	29	9	189	6.5	11	25	.440	0	0	.000	18	30	.600	12	17	29	1.0	26	1	5	7	2	13	40	1.4
2011-12	23	8	269	11.7	23	46	.500	0	2	.000	8	17	.471	20	20	40	1.7	46	2	7	8	10	9	54	2.3
2012-13	27	0	161	6.0	18	28	.643	1	1	1.000	6	19	.316	16	16	32	1.2	18	0	3	3	2	4	43	1.6
2013-14	15	0	157	10.5	13	32	.406	1	6	.167	11	15	.733	6	19	25	1.7	16	0	3	5	2	3	38	2.5
<b>TOTAL</b>	<b>94</b>	<b>17</b>	<b>776</b>	<b>8.3</b>	<b>65</b>	<b>131</b>	<b>.496</b>	<b>2</b>	<b>9</b>	<b>.222</b>	<b>43</b>	<b>81</b>	<b>.531</b>	<b>54</b>	<b>72</b>	<b>126</b>	<b>1.3</b>	<b>106</b>	<b>3</b>	<b>18</b>	<b>23</b>	<b>16</b>	<b>29</b>	<b>175</b>	<b>1.9</b>

## SWOOPE 2013-14

SWOOPÉ 2013-14				TOTAL			3-PTS			FREE THROWS			REBOUNDS											
Opponent	Date	GS	Min	FG	FGA	Pct	3FG	FGA	Pct	FT	FTA	Pct	Off	Def	Tot	Avg	PF	FO	A	TO	Blk	Stl	Pts	Avg
SFB	11-08-13	23	0	3	.000	0	0	.000	2	2	1.000	1	3	4	4.0	3	0	0	0	0	0	0	2	2.0
GA. SOUTHERN	11-11-13	16	2	5	.400	0	0	.000	2	2	1.000	1	2	3	3.5	2	0	1	0	0	0	0	6	4.0
TEXAS SOUTHERN	11-14-13	5	0	1	.000	0	0	.000	0	0	.000	0	2	2	3.0	1	0	0	0	0	0	0	0	2.7
at Charleston	11-18-13	5	0	1	.000	0	0	.000	0	0	.000	0	0	0	2.3	1	0	0	0	0	0	0	0	2.0
UCF	11-21-13	6	0	0	.000	0	0	.000	0	0	.000	0	1	1	2.0	0	0	0	0	0	0	1	0	1.6
vs George Washington	11-28-13	3	0	0	.000	0	0	.000	0	0	.000	0	0	0	1.7	1	0	0	0	0	0	0	0	1.3
at Cal State Fullerton	11-29-13	9	0	0	.000	0	0	.000	0	2	.000	0	2	2	1.7	0	0	0	1	0	0	0	0	1.1
vs Arizona State	12-01-13	13	1	1	1.000	0	0	.000	1	1	1.000	0	0	0	1.5	1	0	0	0	0	0	0	3	1.4
at Nebraska	12-04-13	8	2	5	.400	1	3	.333	0	0	.000	0	2	2	1.6	0	0	0	0	0	0	0	5	1.8
VIRGINIA TECH	12-08-13	4	0	0	.000	0	0	.000	0	0	.000	1	1	2	1.6	0	0	1	0	0	0	0	0	1.6
LOYOLA	12-30-13	12	1	1	1.000	0	0	.000	1	2	.500	0	1	1	1.5	0	0	0	2	1	0	3	1.7	
at Syracuse	01-04-14	5	0	1	.000	0	0	.000	0	0	.000	0	0	0	1.4	0	0	0	0	0	0	0	0	1.6
at UNC	01-08-14	25	5	8	.625	0	1	.000	4	4	1.000	1	3	4	1.6	2	0	1	2	1	2	14	2.5	
FLORIDA STATE	01-15-14	9	0	2	.000	0	1	.000	0	0	.000	1	0	1	1.6	1	0	0	0	0	0	0	0	2.4
at Georgia Tech	01-18-14	14	2	4	.500	0	1	.000	1	2	.500	1	2	3	1.7	4	0	0	0	0	0	0	5	2.5



# SHELDON McCLELLAN

Junior | Guard | 6-5 | 206

Houston, Texas | University of Texas | Bellaire

**As a Sophomore (2012-13):** Played in 34 games with 15 starts ... Averaged 13.5 points, 3.9 rebounds, 0.9 assists, 0.8 steals ... Shot 38.2 percent from the field, 27.3 percent from distance and 83.3 percent at the line ... Season-high 27 points scored at Texas Tech on March 9.

**As a Freshman (2011-12):** Played in all 34 games with nine starts ... Second on the team in scoring (11.3 ppg) while converting 44.8 percent from the floor (129-of-288) and 75.6 percent from the free throw line (90-of-119) ... Topped the 20-point mark twice ... Double figures in scoring in 21 games ... Averaged 12.5 points in 26.1 minutes per game while hitting 54-of-118 (45.8) field goals over the last 12 contests of the season.

**High School:** No. 47 prospect nationally in the ESPNU 100 and No. 60 prospect by Rivals.com following senior season ... Averaged a team-best 25.6 points, 7.2 rebounds, 5.0 assists and 2.0 steals per game while helping Bellaire to a 20-9 mark and the first round of the Class 5A state playoffs ... Career-high 56 points in the season-opening win against Booker T. Washington ... Averaged 20 points per game while leading Bellaire to a 35-2 record and a trip to the Class 5A regional finals in his junior season ... Coached by Bruce Glover.

**Personal:** Born Dec. 21, 1992 in Houston, Texas ... Full name is Sheldon Reeves McClellan ... Son of Angel Johnson (mother) ... Brother to Justin Jones ... Majoring in liberal arts ... Played AAU for Houston Select ... Cousin Jawaan McClellan played basketball for Arizona and professionally overseas ... Favorite food is a homemade sloppy joe.

## McClellan Season / Career Highs

### Points

Career: 27, at Texas Tech, 3/9/13

### Rebounds

Career: 9, Rice, 12/29/12

### Assists

Career: 3 (4x), last at Oklahoma 2/27/13

### Steals

Career: 4, at Kansas, 2/16/13

### Blocked Shots

Career: 1 (6x), last at Houston 3/20/13

### Field Goals

Career: 10 (2x), last at Oklahoma, 1/21/13

### Field Goal Attempts

Career: 20, at Oklahoma, 1/21/13

### Free Throws

Career: 14, vs. Fresno State, 11/9/12

### Free Throw Attempts

Career: 14, vs. Fresno State, 11/9/12

### 3-Point Field Goals

Career: 4 (2x), last vs. Miss State, 11/21/12

### 3-Point Field Goal Attempts

Career: 9, vs. Oklahoma 2/29/12

### Minutes

Career: 41, at Baylor 1/5/13

## 2011-12


Opposition	P	R	A
Boston Univ.	6	1	2
Rhode Island	10	2	0
vs Oregon State	12	5	1
vs NC State	16	3	0
Sam Houston St.	12	6	0
North Texas	8	1	0
at UCLA	8	2	0
UT Arlington	23	6	0
Texas State	13	6	1
Nichols State	12	3	1
Temple	6	8	0
at North Carolina	16	2	0
Rice	19	2	0
at Iowa State	14	4	0
Oklahoma State	6	4	1
Texas A&M	7	0	1
at Missouri	6	3	2
at Kansas State	19	3	2
Kansas	11	5	1
Iowa State	5	2	1
at Baylor	2	0	1
Missouri	2	3	0
Texas Tech	17	3	1
at Texas A&M	15	3	0
Kansas State	11	7	0
at Oklahoma	13	5	0
at Oklahoma St.	15	2	0
Baylor	13	5	0
at Texas Tech	7	3	1
Oklahoma	24	3	0
at Kansas	6	2	2
vs Iowa State	9	2	0
vs Missouri	10	4	0
vs Cincinnati	10	2	3

## 2012-13

Opposition	P	R	A
Fresno State	20	2	0
Coppin State	25	2	1
vs Chaminade	14	1	1
vs USC	11	7	1
vs Mississippi St.	19	5	0
Sam Houston St.	16	8	0
UT Arlington	14	5	1
vs Georgetown	12	4	0
vs UCLA	12	2	3
Texas State	10	8	2
North Carolina	18	6	3
at Michigan St.	13	2	0
Rice	14	9	0
at Baylor	21	5	2
West Virginia	9	5	0
at Iowa State	0	0	0
Kansas	18	1	1
at Oklahoma	25	4	2
Texas Tech	10	3	0
at Kansas State	15	4	1
TCU	15	3	0
at West Virginia	14	8	1
Oklahoma State	4	2	0
Iowa State	18	8	0
at Kansas	7	4	0
at TCU	0	0	0
Kansas State	15	5	1
Oklahoma	18	8	3
at Oklahoma St.	0	2	0
Baylor	23	1	0
at Texas Tech	27	4	2
vs TCU	12	1	1
vs Kansas State	5	1	1
at Houston	6	2	2

## MCCLELLAN CAREER STATISTICS

Season	GP	GS	Min.	Avg.	FG	FGA	Pct.	3-Point FG	3-Point FGA	3-Point Pct.	FT	FTA	Pct.	Off.	Def.	Tot.	Avg.	PF	FO	Ast.	TO	Blk	Stl	Pts.	Avg.
2011-12	34	9	879	25.9	129	288	.448	35	113	.310	90	119	.756	39	73	112	3.3	34	0	21	30	3	35	383	11.3
2012-13	34	15	929	27.3	136	356	.382	33	121	.273	155	186	.833	36	96	132	3.9	28	0	29	57	3	28	460	13.5
TOTAL	68	24	1808	26.6	265	644	.411	68	234	.291	245	305	.803	75	169	244	3.6	62	0	50	87	6	63	843	12.4



# ANGEL RODRIGUEZ

Junior | Guard | 5-11 | 181

Cupey, P.R. | Kansas State University | Miami Krop HS

**As a Sophomore (2012-13):** NABC District 8 second team ... All-Big 12 Second Team ... Big 12 All-Defensive Team ... Phillips 66 All-Championship Team ... Big 12 Co-Champions ... Phillips 66 co-Big 12 Player of the Week (Feb. 18) ... Averaged 11.4 points on 36.1 percent shooting, including 34.4 percent from 3-point range, to go with 5.2 assists, 2.1 rebounds and 1.5 steals in 28.2 minutes per game ... Started all 33 games ... Hit 82.6 percent at the free throw line and posted a 2.2 assist to turnover ratio ... Led the Wildcats in 3-point field goals (55), assists (173) and steals (50) ... Second on team in scoring (11.4 ppg.), double-digit scoring games (23) and minutes per game (28.2) ... Among Top 5 in the Big 12 in assist-to-turnover ratio (second), assists (third), free throw percentage (third) and steals (fourth) ... 173 assists are second-most in a single season at K-State ... 5.24 assists per game average and 2.22 assist-to-turnover ratio rank fifth in school history ... Earned Jack Hartman Top Defensive Player and the Ernie Barrett Play Hard team awards.

**As a Freshman (2011-12):** Saw action in 32 games with 17 starts as a true freshman ... 17 starts all came in the last 17 games ... Fall 2011 Big 12 Commissioner's Honor Roll ... Averaged 8.3 points on 36 percent shooting (80-of-222), including 31.7 percent (32-of-101) from 3-point range, with 3.2 assists, 2.5 rebounds and 1.3 steals in 21.7 minutes per game ... Ranked among the Top 5 in seven categories, first in assists and steals, third in field goal attempts, 3-point field goals, free throws and fourth in scoring and minutes ... First freshman to pace the team in both assists and steals since Steve Henson in 1986-87 ... Ranked 11th in the Big 12 in assists, steals and assist-to-turnover ratio (1.2) ... One of just two freshmen in the league to rank in Top 15 in all three categories ... 14 double-digit points efforts ... Led the team in scoring in five games, including a season-best 17 points vs. Southern Illinois (12/22/11) ... Connected on at least two 3-point field goals in nine games, including a season-high five vs. Southern Illinois (12/22/11) ... Had a season-high six rebounds in a win at Oklahoma State (1/21/12) ... Paced the squad in assists in a team-best 13 games, including 12 in Big 12 play ... Dished out a season-best eight vs. Iowa State (2/25/12) ... Had at least five assists in eight games ... Nabbed at least one steal in 21 games, including a season-best four at Baylor (2/18/12) and Iowa State (2/25/12) ... Averaged 8.2 points on 39.1 percent shooting (45-of-115), including 31.1 percent (14-of-45), with 3.8 assists, 2.6 rebounds and 1.6 steals per game in Big 12 play ... Ranked among the Top 5 on the team in six categories in Big 12 play, including first in assists and steals, third in scoring, field goals and 3-point field goals and fourth in minutes ... Placed in the Top 10 in the Big 12 in assists (eighth), steals (fourth) and assist-to-turnover ratio (10th), the only Big 12 freshman to rank among the Top 10 in all three categories ... Started the Big 12 Championship Quarterfinal game vs. Baylor (3/8/12) and both NCAA Tournament games, the only freshman to do so on the squad ... Finished the year with double-digit points in five of the last six games ... Coached by Frank Martin.

**High School:** No. 4 prospect in the state of Florida by FloridaHoops.com ... A three-year letterman at Dr. Michael Krop High School in Miami, Fla. ... Averaged 23 points and six assists as a senior ... Named first team All-Class 6A by the Florida Association of Basketball Coaches (FABC) ... All-Dade County team by the Miami Herald ... Had the steal and game-winning basket in a 57-55 win over Hialeah-Miami Lakes and future Kansas State teammate Adrian Diaz to capture the District 13-6A title ... Posted 32 points against Carol City (2/10/11) in the District 13-6A semifinals ... Helped the Lightning to a 26-6 record and its first trip to the Class 6A state final four as a junior in 2009-10 ... Averaged 20.9 points, seven assists and 3.9 rebounds as a junior ... Miami Herald's 2009-10 Class 6A Player of the Year ... First team all-state ... Second team All-Florida (all classifications) ... First team All-Class 6A by FloridaHoops.com as a junior ... Collected a team-high 23 points and eight rebounds in the loss to Orlando Dr. Phillips in the state semifinals ... Posted 39 points in the Regional Final win over Columbus ... 38 points in a win over Arlington Country Day ... Led the team in scoring and assists as a sophomore en route to guiding the Lightning to district title ... First team All-Dade County by the Miami Herald ... Injured knee during the summer after senior year of high school ... Coached by Marcos "Shakey" Rodriguez.

**Personal:** Angel Daniel Rodriguez Tricoche was born Dec. 5, 1992, in San Juan, Puerto Rico ... Left Puerto Rico at age 15 to come to the U.S. to play basketball ... Mother is Jacqueline Tricoche ... Has two younger brothers, Luis Rivera and Yaniel Rivera ... Cousin, Javi Gonzalez, played three seasons (2007-10) at N.C. State ... Received scholarship offers from a number of schools, including Louisville, Florida and N.C. State ... Major is sports administration ... Enjoys singing and watching reality TV.

## RODRIGUEZ CAREER STATISTICS

Season	GP	GS	Min.	Avg.	FG	FGA	Pct.	3-Point FG	3-Point FGA	3-Point Pct.	FT	FTA	Pct.	Off.	Def.	Tot.	Avg.	PF	FO	Ast.	TO	Blk	Stl	Pts.	Avg.
2011-12	32	7	694	21.7	80	222	.360	32	101	.317	73	106	.689	18	61	79	2.5	89	4	101	85	1	41	265	8.3
2012-13	33	33	930	28.2	115	319	.361	55	160	.344	90	109	.826	18	51	69	2.1	70	1	173	78	0	50	375	11.4
Totals	65	40	1,624	25.0	195	541	.360	87	261	.333	163	215	.758	36	112	148	2.3	159	5	274	163	1	91	640	9.8





# DEANDRE BURNETT

Freshman | Guard | 6-2 | 191

#1

Miami, Fla. | Carol City HS

**As a Freshman (2013-14):** Injured left wrist in early November and is expected to redshirt freshman season.

**High School:** A 2012 *Parade All-American*, one of only two players from the state of Florida and one of five Atlantic Coast Conference recruits to earn the honor ... Third in the nation in scoring as a high school senior ... As a senior, averaged 37 ppg, 5 apg, and 6 rpg ... Notched 45 points three times in his final prep season ... Recorded 25 points and 11 assists in first game Coach L saw him play ... Class AA Player of the Year ... All-state ... First team Miami-Dade County ... As a junior, averaged 28 ppg ... Played for Barry Robinson at Carol City High School ... Earned varsity letters all four years ... On academic on honor roll ... Played final year at Massanutten Military Academy in Virginia.

**Personal:** Name is Deandre, but goes by Dre ... Born January 21, 1994 ... Son of Varondria Burnett and James Cook ... Brother to Dalvin, James, Daneisha, Jamiya, and Jameisha ... Grew up a Canes fan ... Also recruited by South Carolina, Ole Miss, Marshall, Virginia, and La Salle ... Majoring in sports administration ... Played AAU for Team U ... Larranaga's third signee from the state of Florida, joining former Hurricane Shane Larkin (Dr. Phillips) and current sophomore Tonye Jekiri (Champagnat).



# CORN ELDER

Freshman | Guard | 5-10 | 173

#2

Nashville, Tenn. | Ensworth HS

**High School:** Averaged 20.2 points, 4.7 assists, and 4.2 steals in his senior season ... Scored 1,521 career points ... Led Tigers to a 97-20 record in his prep years ... Career-high 41 points in the DII-AA finals game ... Named both the 2013 boys basketball and football player of the year by The Tennessean ... State tournament MVP three-straight years ... Led Ensworth to two straight Division II-AA basketball championships.

**Football:** Recorded two tackles in collegiate debut vs. FAU ... Rated nation's No. 8 athlete by *247Sports.com* and No. 7 running back by *Rivals.com* ... Also listed as nation's No. 17 and No. 33 running back by *ESPN* and *Scout.com*, respectively ... 4-star athlete ranked as No. 2 running back in Tennessee by both *ESPN* and *Rivals.com* ... Known for his speed and elusiveness ... Rushed for 2,618 yards and 39 touchdowns as senior in 2012 and led Ensworth to third straight Division II-AA state title ... Finished prep football career with 6,351 rushing yards, 84 touchdowns and three consecutive state titles ... No. 2 prospect on The Tennessean Dandy Dozen ... Named Mr. Football Back of the Year in 2011 and 2012 ... Clocked with 4.42 40 time.

**Personal:** Full name is Cornelius Elder, but goes by Corn.



# MIKE FERNANDEZ

Freshman | Guard | 6-1 | 189

#11

Coral Gables, Fla. | Belen Jesuit

**High School:** All-Dade county team honorable mention two years .. Dade vs. Palm Beach County all-star game ... Averaged 8.0 ppg senior year ... Hit 40 percent of field goals senior year ... Three-year varsity letterman ... Two-year starter at guard ... Coached by Jose Roca ... Honor roll ... Played water polo, winning second place at state ... Also on track team.

#### Fernandez Season Highs

Minutes  
Season: 2, vs. Loyola, 12/30/13

**Personal:** Born Michael Brandon Fernandez April 5, 1995 ... Son of Ilena and Joaquin Novoa and Mike and Constance Fernandez ... Brother to George, Alexander, Cristofer and Michelle Fernandez, and Joaquin Novoa ... Majoring in finance ... First language is Spanish ... Played AAU for Gold Coast: Team Miami ... Recruited by Cornell University.

#### FERNANDEZ CAREER STATISTICS

Season	GP	GS	Min.	Avg.	FG			3-Point			Free Throws			Rebounds			Scoring		
					FGA	Pct.		FGA	Pct.		FT	FTA	Pct.	Off.	Def.	Tot.	Avg.	PF	FO
2013-14	2	0	3	1.5	0	0	.000	0	0	.000	0	0	.000	0	0	0	0.0	0	0



# JUSTIN HELLER

Senior | Guard | 6-2 | 177

Boca Raton, Fla. | West Boca Raton Community

# #12

## Heller Season / Career Highs

### Points

Season: --  
Career: 2, vs. Charlotte, 12/14/12

### Rebounds

Season: 1, vs. Loyola, 12/30/13  
Career: 3, vs. Charlotte, 12/14/12

### Assists

Season: --  
Career: 1 (2x) last vs. Florida State, 1/27/13

### Steals

Season: --  
Career: --

### Blocked Shots

Season: --  
Career: --

### Field Goals

Season: --  
Career: 1, vs. Charlotte, 12/14/12

### Field Goal Attempts

Season: --  
Career: 1 (5x), last vs. Florida State, 1/27/13

### Free Throws

Season: --  
Career: --

### Free Throw Attempts

Season: --  
Career: 2, vs. Charlotte, 12/14/12

### 3-Point Field Goals

Season: --  
Career: --

### 3-Point Field Goal Attempts

Season: --  
Career: 1 (2x) last vs. Florida State, 1/27/13

### Foul Disqualifications

Season: --  
Career: --

### Minutes

Season: 2, vs. Loyola, 12/30/13  
Career: 3, vs. Charlotte, 12/14/12

## ACC Academic Honor Roll

**As a Senior (2013-14):** Put on scholarship for his final semester as a Cane.

**As a Junior (2012-13):** ACC Academic Honor Roll ... Walk on who played in nine games ... In three minutes against Charlotte grabbed three rebounds and scored two points ... Pulled down a board and notched an assist vs. Florida State.

**As a Sophomore (2011-12):** Played in seven games, including four ACC matchups ... Attempted two shots, including one three pointer ... Grabbed a pair of defensive rebounds ... Season highs include one field goal attempt against Boston College and Wake Forest, one three-point attempt vs. Boston College, two rebounds against Appalachian State and two minutes vs. App State ... Book Buster (3.0 GPA) ... Athletics Director Honor Roll (3.2 GPA).

**As a Freshman (2010-11):** Walked onto the team... Practiced, but did not see any game time.

**High School:** After transferring to West Boca, played one year of varsity basketball for the Bulls... Among top 30 three-point scorers in Palm Beach County in 2009-10... The Bulls were the only team to beat powerhouse Dwyer, the top-ranked high school in the county, with an 82-73 victory.

**Personal:** Born Justin Ryan Heller on Dec. 26, 1991 ... Son of Neal Heller and Liz Heller ... Brother to Anthony Anderson ... Majoring in business, with aspirations of becoming a CEO... Recruited by American and North Florida ... Nickname is J-Hell.

2011-12				2012-13			
Opposition	P	R	A	Opposition	P	R	A
at Charlotte	0	0	0	Jacksonville	0	0	0
Appalachian St.	0	2	0	Charlotte	2	3	0
at Boston College	0	0	0	at UCF	0	0	1
Virginia Tech	0	0	0	at Hawai'i	0	0	0
Wake Forest	0	0	0	Duke	0	0	0
Boston College	0	0	0	Florida State	0	1	1
Minnesota	0	0	0	Boston College	0	0	0
				North Carolina	0	0	0
				vs. Pacific	0	0	0

## HELLER CAREER STATISTICS

Season	GP	GS	Min.	Avg.	FG	FGA	Pct.	FG	FGA	Pct.	FT	FTA	Pct.	Off.	Def.	Tot.	Avg.	PF	FO	Ast.	TO	Blk	Stl	Pts.	Avg.
2011-12	7	0	4	0.6	0	2	.000	0	1	.000	0	0	.000	0	2	2	0.3	0	0	0	1	0	0	0	0.0
2012-13	9	0	11	1.2	1	3	.333	0	1	.000	0	2	.000	0	4	4	0.4	1	0	2	2	0	0	2	0.2
2013-14	2	0	3	1.5	0	0	.000	0	0	.000	0	0	.000	0	1	1	0.5	0	0	0	1	0	0	0	0.0
TOTAL	18	0	18	1.0	1	5	.200	0	2	.000	0	2	.000	0	7	7	0.4	1	0	2	4	0	0	2	0.1



# STEVE SORENSON

Sophomore | Guard | 6-0 | 161

Dallas, Texas | St. Mark's School of Texas

# #3

## Sorenson Season / Career Highs

### Points

Season: --  
Career: 1, vs. Duke 1/23/13

### Rebounds

Season: --  
Career: --

### Assists

Season: --  
Career: --

### Steals

Season: --  
Career: --

### Field Goals

Season: --  
Career: --

### Field Goal Attempts

Season: --  
Career: --

### Free Throws

Season: --  
Career: 1, vs. Duke 1/23/13

### Free Throw Attempts

Season: --  
Career: 1 (2x) last vs. Duke 1/23/13

### 3-Point Field Goals

Season: --  
Career: --

### 3-Point Field Goal Attempts

Season: --  
Career: --

### Minutes

Season: 1 (2x) last vs. Loyola, 12/30/13  
Career: 3, vs. Charlotte, 12/14/12

2012-13			
Opposition	P	R	A
Jacksonville	0	0	0
Charlotte	0	0	0
at Hawai'i	0	0	0
Duke	1	0	0
Florida State	0	0	0
Boston College	0	0	0
North Carolina	0	0	0
vs. Pacific	0	0	0

## ACC Academic Honor Roll

**As a Freshman (2012-13):** ACC Academic Honor Roll ... Walk on who joined the team prior to the season ... Played in eight games ... Hit a free throw vs. Duke to score first collegiate point on Jan. 23, 2013.

**High School:** Named all state by the Texas Association of Basketball Coaches as a senior ... TABC academic all-state ... Two-time All-Southwest Preparatory Conference... Trinity Valley Christian all-tournament team twice ... Team captain both junior and senior seasons ... Averaged 18 points, six assists, three rebounds, two steals in senior campaign ... Shot 50 percent from both the field and distance in final season ... Team leadership award ... Invited to TABC all-star game and 2012 Showboat Classic ... Team MVP ... Notched 12 points, five assists, four rebounds and two steals per game sophomore season ... Shot 50 percent from the field and 49 percent from three ... Most improved player sophomore season ... Three-year letterwinner ... Honor roll all four years.

**Personal:** Full name is Steven Lewis Sorenson, goes by Steve ... Born Dec. 30, 1993 in St. Louis, Mo. ... Son of Skip and Yvonne ... Brother to Erik, who was a walk-on with the Virginia Tech basketball team from 2010-12 ... Played AAU ball for Dallas Heroes ... Majoring in business.

## SORENSON CAREER STATISTICS

Season	GP	GS	Min.	Avg.	FG	FGA	Pct.	3-Point			Free Throws			Rebounds			PF	FO	Ast.	TO	Blk	Stl	Scoring		
								FG	FGA	Pct.	FT	FTA	Pct.	Off.	Def.	Tot.							Avg.	Pts.	Avg.
2012-13	8	0	10	1.3	0	0	.000	0	0	.000	1	3	.333	0	0	0	0.0	0	0	0	3	0	0	1	0.1
2013-14	2	0	2	1.0	0	0	.000	0	0	.000	0	0	.000	0	0	0	0.0	0	0	0	0	0	0	0	0.0
TOTAL	10	0	12	1.2	0	0	.000	0	0	.000	1	3	.333	0	0	0	0.0	0	0	0	3	0	0	1	0.1

**2013-14 Miami Men's Basketball**  
**University of Miami Combined Team Statistics (as of Jan 18, 2014)**  
**All games**

<b>RECORD:</b>	<b>OVERALL</b>	<b>HOME</b>	<b>AWAY</b>	<b>NEUTRAL</b>
ALL GAMES	10-7	4-4	5-2	1-1
CONFERENCE	2-3	0-2	2-1	0-0
NON-CONFERENCE	8-4	4-2	3-1	1-1

#	Player	gp-gs	min	avg	Total		3-Point		F-Throw		Rebounds								a	to	blk	stl	pts	avg
					fg-fga	fg%	3fg-fga	3fg%	ft-fa	ft%	off	def	tot	avg	pf	dq								
15	Rion Brown	17-17	586	34.5	85-200	.425	28-87	.322	41-54	.759	28	80	108	6.4	30	0	43	25	2	16	239	14.1		
22	Donnavan Kirk	17-17	511	30.1	70-135	.519	8-22	.364	21-36	.583	52	62	114	6.7	41	1	4	27	37	7	169	9.9		
25	Garrius Adams	17-17	576	33.9	53-152	.349	16-66	.242	44-66	.667	11	66	77	4.5	30	1	48	31	4	27	166	9.8		
35	James Kelly	17-11	382	22.5	55-104	.529	10-25	.400	13-21	.619	22	57	79	4.6	33	0	11	15	10	10	133	7.8		
20	Manu Lecomte	17-8	486	28.6	42-109	.385	11-31	.355	33-41	.805	8	30	38	2.2	31	0	46	26	1	13	128	7.5		
05	Davon Reed	17-9	417	24.5	40-115	.348	22-64	.344	20-32	.625	7	24	31	1.8	24	0	30	29	2	10	122	7.2		
23	Tonye Jekiri	17-6	313	18.4	28-67	.418	0-0	.000	6-10	.600	24	53	77	4.5	46	4	10	17	14	9	62	3.6		
21	Erik Swoope	15-0	157	10.5	13-32	.406	1-6	.167	11-15	.733	6	19	25	1.7	16	0	3	5	2	3	38	2.5		
04	Raphael Akpejori	10-0	64	6.4	1-4	.250	0-0	.000	2-2	1.000	3	8	11	1.1	14	0	0	3	2	1	4	0.4		
12	Justin Heller	2-0	3	1.5	0-0	.000	0-0	.000	0-0	.000	0	1	1	0.5	0	0	0	1	0	0	0	0.0		
03	Steve Sorenson	2-0	2	1.0	0-0	.000	0-0	.000	0-0	.000	0	0	0	0.0	0	0	0	0	0	0	0	0.0		
11	Mike Fernandez	2-0	3	1.5	0-0	.000	0-0	.000	0-0	.000	0	0	0	0.0	0	0	0	3	0	0	0	0.0		
Team											25	23	48				3							
Total.....		17	3500		387-918	.422	96-301	.319	191-277	.690	186	423	609	35.8	265	6	195	185	74	96	1061	62.4		
Opponents.....		17	3500		357-913	.391	113-337	.335	168-259	.649	183	385	568	33.4	271	2	187	187	44	90	995	58.5		

<b>TEAM STATISTICS</b>	<b>UM</b>	<b>OPP</b>	<b>Date</b>	<b>Opponent</b>	<b>Score</b>	<b>Att.</b>
SCORING	1061	995	11-08-13	ST. FRANCIS BROOKLYN	Lot 62-66	6060
Points per game	62.4	58.5	11-11-13	GEORGIA SOUTHERN	Wot 81-80	4654
Scoring margin	+3.9	-	11-14-13	TEXAS SOUTHERN	W 84-69	4728
FIELD GOALS-ATT	387-918	357-913	\$ 11-18-13	at College of Charleston	W 70-54	4018
Field goal pct	.422	.391	11-21-13	UCF	L 58-63	4895
3 POINT FG-ATT	96-301	113-337	& 11-28-13	vs George Washington	Lot 63-71	1966
3-point FG pct	.319	.335	& 11-29-13	at Cal State Fullerton	W 48-46	1857
3-pt FG made per game	5.6	6.6	& 12-01-13	vs Arizona State	W 60-57	6007
FREE THROWS-ATT	191-277	168-259	12-04-13	at Nebraska	L 49-60	15088
Free throw pct	.690	.649	* 12-08-13	VIRGINIA TECH	Lot 60-61	6270
F-Throws made per game	11.2	9.9	12-19-13	at Savannah State	W 68-51	3370
REBOUNDS	609	568	12-22-13	LA SALLE	W 71-58	4837
Rebounds per game	35.8	33.4	12-30-13	LOYOLA	W 71-48	5166
Rebounding margin	+2.4	-	* 01-04-14	at Syracuse	L 44-49	21839
ASSISTS	195	187	* 01-08-14	at North Carolina	W 63-57	17569
Assists per game	11.5	11.0	* 01-15-14	FLORIDA STATE	L 53-63	7413
TURNOVERS	185	187	* 01-18-14	at Georgia Tech	W 56-42	8072
Turnovers per game	10.9	11.0				
Turnover margin	+0.1	-				
Assist/turnover ratio	1.1	1.0				
STEALS	96	90				
Steals per game	5.6	5.3				
BLOCKS	74	44				
Blocks per game	4.4	2.6				
ATTENDANCE	44023	79786				
Home games-Avg/Game	8-5503	7-10259				
Neutral site-Avg/Game	-	2-3986				

\$ = Wooden Legacy - Charleston, S.C.  
& = Wooden Legacy - Anaheim, Calif.  
\* = Conference game

<b>Score by Periods</b>	<b>1st</b>	<b>2nd</b>	<b>OT</b>	<b>Totals</b>
University of Miami	502	531	28	1061
Opponents	416	539	40	995



**2013-14 Miami Men's Basketball**  
**University of Miami Combined Team Statistics (as of Jan 18, 2014)**  
**Conference games**

<b>RECORD:</b>	<b>OVERALL</b>	<b>HOME</b>	<b>AWAY</b>	<b>NEUTRAL</b>
ALL GAMES	2-3	0-2	2-1	0-0
CONFERENCE	2-3	0-2	2-1	0-0
NON-CONFERENCE	0-0	0-0	0-0	0-0

##	Player	gp-gs	min	avg	Total		3-Point		F-Throw		Rebounds				pf	dq	a	to	blk	stl	pts	avg
					fg-fga	fg%	3fg-fga	3fg%	ft-fta	ft%	off	def	tot	avg								
15	Rion Brown	5-5	174	34.8	27-63	.429	11-29	.379	3-6	.500	5	23	28	5.6	9	0	6	5	1	2	68	13.6
22	Donnavan Kirk	5-5	148	29.6	20-33	.606	5-10	.500	5-9	.556	13	17	30	6.0	14	1	1	9	11	1	50	10.0
20	Manu Lecomte	5-2	164	32.8	14-40	.350	3-11	.273	13-16	.813	2	10	12	2.4	8	0	18	10	0	3	44	8.8
25	Garrius Adams	5-5	175	35.0	14-43	.326	6-23	.261	7-18	.389	2	16	18	3.6	6	0	18	6	2	6	41	8.2
35	James Kelly	5-3	90	18.0	10-25	.400	1-6	.167	4-6	.667	7	10	17	3.4	10	0	1	5	1	3	25	5.0
21	Erik Swoope	5-0	57	11.4	7-15	.467	0-3	.000	5-6	.833	4	6	10	2.0	7	0	2	2	1	2	19	3.8
05	Davon Reed	5-3	83	16.6	6-22	.273	2-11	.182	4-6	.667	2	6	8	1.6	2	0	1	8	0	0	18	3.6
23	Tonye Jekiri	5-2	102	20.4	5-18	.278	0-0	.000	1-2	.500	11	19	30	6.0	16	2	4	5	6	3	11	2.2
04	Raphael Akpejori	4-0	32	8.0	0-2	.000	0-0	.000	0-0	.000	3	3	6	1.5	5	0	0	2	0	1	0	0.0
Team											5	11	16					3				
Total.....		5	1025		103-261	.395	28-93	.301	42-69	.609	54	121	175	35.0	77	3	51	55	22	21	276	55.2
Opponents.....		5	1025		95-271	.351	31-105	.295	51-72	.708	66	112	178	35.6	70	1	56	50	14	25	272	54.4

<b>TEAM STATISTICS</b>	<b>UM</b>	<b>OPP</b>
SCORING	276	272
Points per game	55.2	54.4
Scoring margin	+0.8	-
FIELD GOALS-ATT	103-261	95-271
Field goal pct	.395	.351
3 POINT FG-ATT	28-93	31-105
3-point FG pct	.301	.295
3-pt FG made per game	5.6	6.2
FREE THROWS-ATT	42-69	51-72
Free throw pct	.609	.708
F-Throws made per game	8.4	10.2
REBOUNDS	175	178
Rebounds per game	35.0	35.6
Rebounding margin	-0.6	-
ASSISTS	51	56
Assists per game	10.2	11.2
TURNOVERS	55	50
Turnovers per game	11.0	10.0
Turnover margin	-1.0	-
Assist/turnover ratio	0.9	1.1
STEALS	21	25
Steals per game	4.2	5.0
BLOCKS	22	14
Blocks per game	4.4	2.8
ATTENDANCE	13683	47480
Home games-Avg/Game	2-6842	3-15827
Neutral site-Avg/Game	-	0-0

<b>Date</b>	<b>Opponent</b>		<b>Score</b>	<b>Att.</b>
* 12-08-13	VIRGINIA TECH	Lot	60-61	6270
* 01-04-14	at Syracuse	L	44-49	21839
* 01-08-14	at North Carolina	W	63-57	17569
* 01-15-14	FLORIDA STATE	L	53-63	7413
* 01-18-14	at Georgia Tech	W	56-42	8072

\$ = Wooden Legacy - Charleston, S.C.

& = Wooden Legacy - Anaheim, Calif.

\* = Conference game

<b>Score by Periods</b>	<b>1st</b>	<b>2nd</b>	<b>OT</b>	<b>Totals</b>
University of Miami	136	136	4	276
Opponents	112	155	5	272