




U miami™

2009-2010 UNIVERSITY OF MIAMI WOMEN'S BASKETBALL

WELCOME TO MIAMI... BIENVENIDO A MIAMI.





I take tremendous pride in the direction this program is heading. My staff and I are 100 percent committed to making Miami a program synonymous with postseason victories and conference championships.

I have truly found a home in Miami – within the Athletic Department, the University itself and the wonderfully supportive community.

Miami is a special place and everyone within our program is proud to represent the “U”. We plan on making you proud, both on and off the court. As a head coach, I believe it is my job to help my young ladies balance the demands in five obligations of their collegiate lives – athletic, academic, family, spirituality and social.

Not only am I determined to teach basketball skills on the court, I start every day with the mentality that my staff and I are also life changers. We are determined to challenge, transform, develop and educate our players so that they are prepared for whatever obstacles that lie in front of them – whether it be in the last minutes of a tie game or in their first job interview after graduation.

One of our favorite sayings within the program is “Average is Easy”. The course we have chosen thus far has not always been easy, but then again we are not just settling for average. We expect excellence and we demand that in every habit our players display.

We are building strength and character within this program. While we have a “young” team – only three seniors and five newcomers – the maturity of this team is truly apparent in the way they attack and handle each and every drill in scrimmage during practice. This team is hungry for victory and is dedicated to putting in the necessary hard work to achieve its goals.

I challenge the Miami community to embrace this team as its own and support these young ladies as they compete against some of the most storied teams in the nation, while striving to make their own history.

Please join us in the quest!

A handwritten signature in cursive script, reading 'Katie Meunier'.

Go 'Canes!

Women's Basketball
BankUnited Center / 1245 Dwyer Dr. / Coral Gables, FL 33146
Ph: 305.284.5802 / 1.888.224.9666 / Fax: 305.284.3398

This is Miami Women's Basketball

Quick Facts

THE UNIVERSITY

Location Coral Gables, Fla.
 Founded 1925
 Enrollment 15,323
 Nickname Hurricanes
 Colors Orange, Green and White
 Mascot Sebastian the Ibis
 Affiliation NCAA Division I
 Conference Atlantic Coast Conference
 Home Arena (Capacity) BankUnited Center (7,000)
 Press Row (305) 284-2111
 President Dr. Donna E. Shalala
 Director of Athletics Kirby Hocutt
 Senior Women's Administrator Connie Nickel

PROGRAM HISTORY

First Year of Basketball 1972
 All-Time Record (pct.) 556-447 (.554)
 Home 336-156 (.683)
 Away 158-211 (.428)
 Neutral 63-77 (.450)
 ACC 16-54 (.230)
 NCAA Appearances 6
 Years 1989, '92, '93, '98, 2003, '04
 Latest Round (Year) Sweet 16 (1992)
 WNIT Appearances 4
 Years 1990, '99, 2002, '06
 Latest Round (Year) Second (2006)

TEAM INFORMATION

2008-09 Overall Record 13-17
 Home/Away/Neutral 9-9/4-7/0-1
 ACC Record/Finish 2-12/10
 Starters Returning/Lost 3/2
 Letterwinners Returning/Lost 7/7
 Newcomers 5

COACHING AND SUPPORT STAFF

Head Coach Katie Meier
 Alma Mater (Year) Duke (1990)
 Overall Record (Years) 126-115 (8)
 Record at UM (Years) 50-70 (4)
 Assistant Coach Darrick Gibbs
 Alma Mater (Year) Wofford (2000)
 Assistant Coach Lonnette Hall
 Alma Mater (Year) Cal State-Northridge (1994)
 Assistant Coach Carolyn Kieger
 Alma Mater (Year) Marquette (2006)
 Director of Operations Rachel Sander
 Coordinator of Operations Vernetta Skeete
 Athletic Trainer Alana Eichman
 Strength & Conditioning Coach Andrew Klich
 Video Coordinator Drew Thomas

SPORTS MEDIA RELATIONS

Assistant AD for Communications Mark Pray
 Assistant SID/W Basketball Scott Zavitz
 Phone (305) 284-3236
 Fax (305) 284-2807
 E-mail szavitz@miami.edu
 Athletic Website www.hurricanesports.com
 Address Hecht Athletic Center
 5821 San Amaro Drive
 Coral Gables, FL 33146

Credits

The 2009-10 University of Miami women's basketball media guide is an official publication of the University of Miami Sports Media Office. **Copy:** Scott Zavitz. **Design and layout:** Etta Schaller. **Copy:** Lisa Fohey. **Contributors:** Jim Schaller and Aisha Koonce, LaToya Cunningham, Alex Bryant. **Editing:** Rob Dunning and the women's basketball staff. **Photography:** J.C. Ridley, Eric Espada, Jessica Marshall, Raul Duany, Jessica Marshall, Joel Auerbach, Larry Levanti, William Lai, Steve Smith, Etta Schaller, Rachel Sander, Carolyn Kieger, Jeff Anderson, Al Messerschmidt, Rhona Wise, Steve Murphy, Lloyd Murphy, Rudy Winston, Mike Julia, Dave Bergman, Raul Zarranz, Bob Stowell, Jerry Wachter, Hector Sierra, Scott B. Smith, Kara Depena, Jorge R. Perez/City of Miami, University of Miami Community Relations, Miami-Dade County Department of Tourism, opponent Sports Information Offices, the WNBA and Atlantic Coast Conference. **Printing:** AC Graphics Inc..



GENERAL INFORMATION

Quick Facts/Contents	2-3
Season Outlook	4-5
Roster	6
TV/Radio Spotting Chart	7

COACHING STAFF

Head Coach Katie Meier	10-13
Assistant Coach Darrick Gibbs	14
Assistant Coach Lonnette Hall	15
Assistant Coach Carolyn Kieger	16
Basketball Staff	17

COACHING STAFF

MEET THE HURRICANES

Returning Players

Diane Barnes, Senior	20-21
Charmaine Clark, Senior	22-23
Ashley Sours, Senior	24-25
Sylvia Bullock, Sophomore	26-27
Rikiah Gatlin, Sophomore	28-29
Shenise Johnson, Sophomore	30-31
Riquna Williams, Sophomore	32-33

Newcomers

Lee Anna Osei, Freshman	34
Hannah Shaw, Freshman	35
Morgan Stroman, Freshman	36
Shanel Williams, Freshman	37
Stefanie Yderstrom, Freshman	38

This is Miami Women's Basketball



HURRICANES

THE U	40
University President	42
Director of Athletics	43
Athletic Academic Services	44-45
Athletic Training/Medical	46-47
Strength & Conditioning	48-49
Compliance	50-51
Athletic Administration/Coaches	52
Support Staff	53
Athletics Success	54-55
Hurricane Traditions	56
ACC Tradition of Excellence	57
Basketball Facilities	58-61
'Canes in the Community	62-63
The University of Miami	64-67
City of Miami	68-69

18

THE U

2009-10 OPPONENTS	70
Opponent Information	72-81
The ACC Tournament	82
Non-Conference Opponents	83
ACC Opponents	84
All-Time Series Results	85-88
2008-09 IN REVIEW	89
Results	90
Individual Statistics	91
Statistical Leaders	92
ACC in Review	93
ACC Statistical Leaders	94
Game-by-Game Review	95-104

40

OPPONENTS

PROGRAM HISTORY	105
Program History	106-108
Retired Numbers	109
All-Time Letterwinners	110-111
Hurricanes in the Pros	112
Postseason Results	113
NCAA Tournament Teams	114-115
WNIT Teams	116-117
Hurricane Honors	118-120

70

2008-09 REVIEW

RECORD BOOK	121
Team Records	122-123
Individual Records	124-129
1,000 Point Club	130-132
All-Time Results	133-141
Sports Media Relations	142-143

89

This is Miami Women's Basketball

2009-10 Season Outlook

38TH SEASON OF WOMEN'S BASKETBALL

Miami is entering its 38th season of women's basketball in 2009-10. The Hurricanes have compiled a 542-428 all-time record since their first season in 1972-73.

HURRICANES ELECT TEAM CAPTAINS

The Hurricanes have voted senior **Charmaine Clark** and sophomores **Shenise Johnson** and **Sylvia Bullock** as their captains for the 2009-10 season.

HURRICANES RETURN SEVEN LETTERWINNERS

With the loss of only two starters, Miami returns 57 percent of its scoring from a year ago. The 12-woman roster features seven returning letterwinners,

including three starters - Seniors **Charmaine Clark** and **Diane Barnes** and sophomore **Shenise Johnson**. The roster also features senior **Ashley Sours** and sophomore **Rikiah Gatlin** in the post, sophomore **Riquna Williams** on the wing and sophomore **Sylvia Bullock** in the forward position. The Hurricanes welcome their freshman class of **Lee Anna Osei**, **Hannah Shaw**, **Morgan Stroman**, **Shanel Williams** and **Stefanie Yderstrom** as their freshman class this season.

The group of seven returning players helped Miami to a 13-17 record in 2008-09, which was a four-game improvement from the previous season - tied for the 59th best turnaround in the nation. The Hurricanes will look for continued improvement as their roster now has two McDonald's All-Americans for the first time in program history, with Stroman joining Johnson.

STRONG GUARD PLAY FOR MIAMI

The Hurricanes' backcourt may be one of the best in the ACC. Two letterwinners return, sophomores **Shenise Johnson** and **Riquna Williams**. Johnson was the only member of the 2008-09 team that started all 30 games for Miami and Williams was the team's second-leading scorer, despite missing four games with a leg injury.

Johnson averaged 12.8 points, 7.1 rebounds, 4.1 assists and 2.6 steals, leading Miami in all categories. She was named to the ACC All-Freshman Team and ACC Honorable Mention. She was fourth in the ACC with an .820 free throw percentage and in the top-10 in the ACC in assists, blocks (1.0), steals, defensive rebounds (4.8) and assist/turnover ratio (1.2). Williams, Miami's top player off the bench in 2008-09, was the fifth-best freshman scorer in the conference with an 8.7

points per game average. The Pahokee, Fla. native was also in the top-five among ACC freshman in free throw percentage (.770) and steals (1.69).

DEPTH IN THE FRONT COURT

Junior **Charmaine Clark** had her best season in 2008-09, starting 28 games. She recorded 81 assists, surpassing her combined total from her freshman and sophomore seasons. Clark was second on the team with 123 rebounds and is expected to close out her collegiate career with a strong season. **Diane Barnes** also saw improvement in her second season at Miami after transferring to UM after her freshman year. Barnes is second among returners with a .504 field goal percentage and is a ferocious rebounder, grabbing 45 offensive rebounds in 2008-09. Fellow senior **Ashley Sours** made nearly 60 percent of her field goals last year and recorded 24



Shenise Johnson



Riquna Williams



Charmaine Clark



Diane Barnes

This is Miami Women's Basketball

2009-10 Season Outlook

blocks in 23 games. Sophomore **Sylvia Bullock** started five games and played in 28 in 2008-09. The Anchorage, Alaska native brings tenacious defense and overpowering strength as a forward. Her instinct as a rebounder led to 39 offensive rebounds out of a total of 67 last year.

FRESHMEN WITH A WINNING PEDIGREE

The freshman class looks to make an immediate impact as McDonald's All-American **Morgan Stroman** leads a talented incoming crop. Stroman led her Lower Richland (S.C.) High School team to four consecutive state titles and was named the state Gatorade Player of the Year three straight seasons. **Hannah Shaw** (Nottingham, England) and **Stefanie Yderstrom** (Ostertalje, Sweden) both have experience playing for their country's national teams. **Lee Anna Osei**

(Toronto, Ontario, Canada) was an All-Canadian point guard and **Shanel Williams** led her high school team to a Virginia State Championship.

MCDONALD'S ALL-AMERICANS

Freshman Morgan Stroman - a 2009 McDonald's All-American - will be the second current Hurricane to earn the honor. Sophomore **Shenise Johnson** was a 2008 McDonald's All-American. It is the first time in program history that two All-Americans have been on the same team. Stroman will be the third McDonald's All-American in program history, as **Tamara James** earned the honor in 2002.

FOREIGN INFLUENCE

The Hurricanes' incoming class has three international players: **Lee Anna Osei** - Canada, **Hannah Shaw** - United

Kingdom and **Stefanie Yderstrom** - Sweden. It is the first time that three freshman have been from foreign countries in program history. It is also the most international players on the roster since the 2004-05 season. The 2003-04 Hurricanes featured players from four foreign countries.

NATIONAL TEAM EXPERIENCE

There are three players on the 200-roster that have played for their country's national team. **Shenise Johnson** represented Team USA, while **Hannah Shaw** and **Stefanie Yderstrom** played for England and Sweden, respectively.

DIAPER DANDY

As a freshman in 2008-09, **Shenise Johnson** put up some remarkable statistics. Of the 2008 Hoopgurlz Top-100, Johnson was the only student-athlete to be ranked in the Top 10 in points, rebounds, assists, steals and blocks. Among all of the nation's freshmen, Johnson ranked 12th in scoring and 10th in rebounds.

In her sophomore season, Johnson looks to lead the Hurricanes to the post-season for the first time since the 2005-06 campaign. The Henrietta, N.Y. native will contend to be only the third Miami player to be named to an All-ACC team. **Tamara James** (First Team, 2005, 2006) and **Renee Taylor** (Second Team, 2007) are the previous all-conference selections for Miami since the 'Canes joined the ACC in 2004.

MEIER AND JOHNSON

According to a survey conducted by UC Santa Barbara following the conclusion of the 2008-09 season, Johnson joined UCSB's Lauren Pedersen as the only players nationally to lead their team in points, rebounds, assists and steals. Each player was the first to accomplish the feat since the 1989-90 season when coincidentally, Hurricane head coach **Katie Meier** accomplished the feat as a senior for Duke. Johnson also led the 'Canes in blocks last season - the only player in the country to lead her squad in all five statistical categories.

ON TOP OF THE WORLD

This past summer, **Shenise Johnson** was chosen to compete with the Team USA U19 World Championship team in Bangkok, Thailand. With an overall record of 8-1, Team USA won the World Championship with an 87-71 victory over Spain. In the tournament, Johnson averaged 9.4 points and was second on the team with 6.9 rebounds per game. She was also one of three players to total double-digits assists with 14. In the Gold Medal game, Johnson recorded a double-double with 11 points and 10 rebounds and also led the team with three assists.

Johnson is the first player in Miami history to play for Team USA.



Ashley Sours



Sylvia Bullock

This is Miami Women's Basketball

2009-10 Hurricanes' Roster

ALPHABETICAL

NO	NAME	POS	HT	CL	Hometown/High School/Last College
33	Diane Barnes	F	6-2	SR	Lakeland, Fla./Kathleen/Trinity Valley CC
34	Sylvia Bullock	F	6-2	SO	Anchorage, Alaska/South Anchorage
14	Charmaine Clark	G/F	5-11	SR	Hinesville, Ga./Bradwell Institute
45	Rikiah Gatlin	C	6-2	SO	Fort Campbell, Ky./Christian County
42	Shenise Johnson	G	5-11	SO	Henrietta, N.Y./Rush-Henrietta
31	Lee Anna Osei	G	5-3	FR	Toronto, Ontario, Canada/Eastern Commerce
13	Hannah Shaw	C	6-4	FR	Nottingham, England/Beckett School
22	Ashley Sours	C	6-5	SR	Glendale, Ariz./Cactus/Central Arizona College
32	Morgan Stroman	F	6-1	FR	Hopkins, S.C./Lower Richland
1	Riquna Williams	G	5-7	SO	Pahokee, Fla./Pahokee
23	Shanel Williams	G	5-8	FR	Chesapeake, Va./Indian River
3	Stefanie Yderstrom	G	5-8	FR	Ostertalje, Sweden/Igelstaviken

PRONUNCIATION GUIDE

Rikiah Gatlin	ra-KEY-a
Lonnette Hall	LON-net
Katie Meier	MEYER
Lee Anna Osei	oh-SAY
Riquna Williams	ra-KWAN-a
Stefanie Yderstrom	yee-DUR-strahm

NUMERICAL

NO	NAME	POS	HT	CL	Hometown/High School/Last College
1	Riquna Williams	G	5-7	SO	Pahokee, Fla./Pahokee
3	Stefanie Yderstrom	G	5-8	FR	Ostertalje, Sweden/Igelstaviken
13	Hannah Shaw	C	6-4	FR	Nottingham, England/Beckett School
14	Charmaine Clark	G/F	5-11	SR	Hinesville, Ga./Bradwell Institute
22	Ashley Sours	C	6-5	SR	Glendale, Ariz./Cactus/Central Arizona College
23	Shanel Williams	G	5-8	FR	Chesapeake, Va./Indian River
31	Lee Anna Osei	G	5-3	FR	Toronto, Ontario, Canada/Eastern Commerce
32	Morgan Stroman	F	6-1	FR	Hopkins, S.C./Lower Richland
33	Diane Barnes	F	6-2	SR	Lakeland, Fla./Kathleen/Trinity Valley CC
34	Sylvia Bullock	F	6-2	SO	Anchorage, Alaska/South Anchorage
42	Shenise Johnson	G	5-11	SO	Henrietta, N.Y./Rush-Henrietta
45	Rikiah Gatlin	C	6-2	SO	Fort Campbell, Ky./Christian County

COACHES AND STAFF

Katie Meier - Head Coach
Darrick Gibbs - Assistant Coach
Carolyn Kieger - Assistant Coach
Lonnette Hall - Assistant Coach
Rachel Sander - Director of Operations

This is Miami Women's Basketball

TV/Radio Spotting Chart



Riquana WILLIAMS

ra-KWAN-a
5-7 | SO | G
Pahokee, Fla.
Pahokee

1



Stefanie YDERSTROM

yee-DUR-strahm
5-8 | FR | G
Ostertalje, Sweden
Igelstaviken

3



Hannah SHAW

6-4 | FR | C
Nottingham, England
Beckett School

13



Charmaine CLARK

5-11 | SR | G/F
Hinesville, Ga.
Bradwell Institute

14



Ashley SOURS

6-5 | SR | C
Glendale, Ariz.
Central Arizona College

22



Shanel WILLIAMS

5-8 | FR | G
Chesapeake, Va.
Indian River

23



Lee Anna OSEI

oh-SAY
5-3 | FR | G
Toronto, Ontario, Canada
Eastern Commerce

31



Morgan STROMAN

6-1 | FR | F
Hopkins, S.C.
Lower Richland

32



Diane BARNES

6-2 | SR | F
Lakeland, Fla.
Trinity Valley CC

33



Sylvia BULLOCK

6-2 | SO | F
Anchorage, Alaska
South Anchorage

34



Shenise JOHNSON

5-11 | SO | G
Henrietta, N.Y.
Rush-Henrietta

42



Rikiah GATLIN

ra-KEY-a
6-2 | SO | C
Fort Campbell, Ky.
Christian County

45



ALANA EICHMAN

ANDREW KLICH

DARRICK GIBBS

**HEAD COACH
KATIE MEIER**



coaches & Staff

DREW THOMAS

RACHEL SANDER

LONNETTE HALL

CAROLYN KIEGER

VERNETTE SKEETE

THIS IS MIAMI WOMEN'S BASKETBALL



**NINTH SEASON OVERALL
FIFTH SEASON AT MIAMI
DUKE '90**

Katie Meier enters her fifth season as the head coach of the Hurricanes' women's basketball program in 2009-10. A well known and respected figure in women's basketball, Meier has worked tirelessly to put her mark on Miami's program and to build a winning tradition.

Hired on April 19, 2005, then UM Athletics Director Paul Dee announced the appointment of Meier in front of national and local media, fans, alumni and support staff, signifying the beginning of a new era.

Following an unprecedented career as one of the greatest athletes to ever play in the Atlantic Coast Conference, Meier quickly established herself in the coaching ranks. Upon her appointment at UM, following an impressive four-year tenure as the head coach at Charlotte where she helped bring the 49er program into national prominence, Meier made it clear that her goal is to make Miami one of the premier women's basketball programs in the country.

Creating a Winning Program

In her first season, Meier wasted little time in making the first steps towards those goals. After receiving little attention in the ACC preseason polls, the Hurricanes posted an impres-

sive overall record of 17-13. After fighting through a conference that would send nine teams to the postseason, including three to the NCAA Final Four. Miami finished with a sixth-place, 6-8 record in ACC play en route to earning a berth into the second round of the 2006 Women's National Invitation Tournament.

Throughout the season Miami posted wins over ranked teams such as Mississippi (No. 25), Boston College (No. 21) and Virginia Tech (No. 25)—and nearly knocked off then-No. 1 Duke in double-overtime. The Hurricanes also recorded wins over two eventual conference champions in Hartford (America East) and Oakland (Mid-Continent). Under her direction, standout Tamara James produced one of the greatest seasons ever seen by a UM player in 2005-06, including becoming the University's all-time leading scorer before being taken as the No. 8 overall pick in the 2006 WNBA Draft by the Washington Mystics.

In Meier's second season in 2006-07, the Hurricanes got off to a strong start, winning seven of their first eight games—including a 79-70 win over Indiana to claim the UM Thanksgiving Tournament title. On Dec. 1, Meier picked up her 100th career victory as the Hurricanes defeated Jackson

State, 77-50. However, with only eight healthy players to call upon by the start of the ACC schedule, Miami faced challenge after challenge competing in a league that ranked among the top-three strongest women's basketball conferences nationally and produced two of the NCAA Tournament's four No. 1 seeds in 2006-07.

Regardless, Renee Taylor emerged as the ACC's leading scorer—upholding Miami's streak of producing the league's leading scorer in all three years it had been a member. The All-ACC Second Team selection set school records in single-game scoring with 42 points at Houston and became the 19th Hurricane to score at least 1,000 points—and just the sixth to do so in her first two seasons. In addition, transfer Maurita Reid emerged as a defensive threat, tying the school record with 10 steals versus Wake Forest and finishing among the ACC's leaders and NCAA's top 10 in steals per game.

The 2007-08 season, Meier's third with the Hurricanes, saw Maurita Reid continue her rise among the ACC elite. The senior was nothing short of impressive shooting beyond the arc and picking opponent's pockets. She hit four or more three-pointers on 10 different occasions and finished the season with 110 steals, good for second in the conference and

THIS IS MIAMI WOMEN'S BASKETBALL

Coaches

MEIER ON THE RECORD

Year	School	Record	Postseason
2001-02	Charlotte	16-13	
2002-03	Charlotte	21-9	NCAA Tournament
2003-04	Charlotte	17-14	WNIT
2004-05	Charlotte	22-9	WNIT
2005-06	Miami	17-13	WNIT
2006-07	Miami	11-19	
2007-08	Miami	9-21	
2008-09	Miami	13-17	
Totals	Eight Seasons	126-115	Four Postseason Appearances

COACHING EXPERIENCE

Collegiate

Year	Position	School
2005-pr.	Head Coach	Miami
2001-05	Head Coach	Charlotte
1999-01	Associate Head Coach	Tulane
1994-99	Assistant Coach	Tulane
1993-94	Assistant Coach	UNC Asheville

OTHER

1986-90	Coached teams of 15-17 year olds in Belgian National Competition.
---------	---

PLAYING EXPERIENCE

Collegiate

1986-90	Duke
---------	------

Four-year letterwinner at Duke University. Currently ranks among the school's all-time leaders in scoring average (16.2 ppg), steals (232), free throws made (447) and free throws attempted (624). Also listed among Duke's leaders in career points (1,761), field goals made (653), field goals attempted (1,283), assists (409) and rebounding average (6.1 pg).

PROFESSIONAL

1990-93	BBC Mini-Flat Waregem (Belgium)
---------	---------------------------------

HONORS AND AWARDS

ACC Tournament Legend (2006); Duke Hall of Honor Inductee (2002); Kodak/WBCA District 2 All-American (1990); First Team All-ACC (1990); Team MVP (1990); GTE Academic All-American (1988); ACC Rookie of the Year (1986); Basketball Yearbook Freshman All-American (1986)

KATIE MEIER

fifth in the NCAA. The Queens, N.Y. native led the team in points (15.3 ppg) and rebounding (5.6 rpg) and was also named the ACC All-Defensive Team.

With a No. 21 incoming recruiting class, Meier and the Hurricanes saw significant improvement during the 2008-09 season. The freshman class was highlighted by McDonald's All-American Shenise Johnson - out of Henrietta, N.Y. and Riquana Williams - from nearby Pahokee, Fla.

Johnson lived up to the hype as she was the team leader on the season in points, rebounds, assists and steals. Under Meier's guidance, Johnson was named the ACC Rookie of the Week on three occasions and was named to the ACC All-Freshmen team as well as ACC Honorable Mention. The versatile guard/forward also led the U19 USA team to a gold medal finish in the 2009 World Championships in Bangkok, Thailand.

Miami saw a four-game improvement over its previous year during the 2008-09 season and with a recruiting class that features another McDonald's All-American in Morgan Stroman, as well as two players with elite international experience - Meier's Hurricanes have their sights set on the post-season in 2009-10.

THIS IS MIAMI WOMEN'S BASKETBALL

KAY YOW GOLF CLASSIC



Katie Meier, seen here with the late NC State head women's basketball coach Kay Yow, has made it a mission to help raise money and awareness for the treatment of breast cancer. In the past year, Meier and her staff have participated in the Kay Yow Golf Classic and the inaugural 4Kay Run at the Final Four in Tampa, Fla.. The women's basketball team also wore pink during select games for the WBCA's Pink Zone.

BUILDING A TRADITION AT CHARLOTTE

Meier could solely be responsible for bringing the 49er women's basketball program into national prominence. Prior to her appointment as head coach at Charlotte in 2001, the 49ers had only one previous postseason appearance—a WNIT berth in 1990.

During her four-year tenure at Charlotte, Meier led the 49ers to three postseason berths—one NCAA Tournament appearance (2003) and two WNIT appearances (2004, 2005)—and a combined overall record of 76-45 (.628).

In her inaugural campaign at Charlotte, Meier led the 49ers to a 16-13 finish to record their first winning season in eight years.

The following season, she guided the 49ers to a 21-9 finish marking the most wins (21) in over a decade at Charlotte. With a 12-2 record in Conference USA play, Meier and the 49ers also earned the school's first-ever C-USA regular-season championship and earned the school's first-ever appearance at the NCAA Tournament.

In 2003-04, Meier and the 49ers concluded the season with a 17-14 record while earning a trip to the 2004 WNIT. Along with marking the first time in school history that the 49ers had made back-to-back postseason appearances, Meier also led Charlotte to their first-ever postseason victory with a 78-71 win over Clemson in the first round of the WNIT.

In 2004-05, she enjoyed an overall record of 22-9 to tie for the third-most single season wins in Charlotte history and the most wins for the program in a single season since 1990-91. The 49ers also advanced to the postseason for the third-consecutive season and the WNIT for the second-straight year.

Prior to Charlotte, Meier spent seven seasons at Tulane University, serving as an associate head coach from 1999-01 and an assistant coach on the Green Wave staff from 1994-99. As a member of the Tulane coaching staff, Meier helped the Green Wave to an overall record of 164-52 (.759) in seven seasons, including the highest ranking in school history (13th by the Associated Press) in 2000 and a school-record 27 wins the same season.

During her time at Tulane, Meier and the Green Wave also saw an impressive seven-year run at the NCAA Tournament.

Meier began her collegiate coaching career at the University of North Carolina at Asheville where she served as an assistant coach during the 1993-94 season.

ESTABLISHING HER LEGACY AS A PLAYER

Meier's success as a coach is a direct reflection of her playing career as a standout at Duke University. A four-year letterwinner for the Blue Devils under head coach Debbie Leonard from 1986-90, Meier's name is scattered throughout the Duke record books.

She currently ranks among the school's all-time career leaders in scoring average (16.2 points per game), steals (232), free throws made (447) and free throws attempted (624). She is also listed among Duke's leaders in career points (1,761), field goals made (653), field goals attempted (1,283), assists (409) and rebounding average (6.1 rebounds per game).

BY THE NUMBERS

126

Career victories in eight seasons as a head coach

50

Victories at Miami

27

All-conference selections

18

Players who have played professionally overseas

11

Postseason appearances as either a head or assistant coach

10

Freshman all-conference selections

6

WNBA players

5

League defensive players of the year

4

Conference tournament MVPs

4

Sixth man of the year selections

4

Postseason appearances in eight seasons as a head coach

3

Conference rookies of the year

2

Conference players of the year

2

ACC leading scorers



Coaches

Meier wasted no time making her mark at Duke, earning ACC Rookie of the Year and Basketball Yearbook Freshman All-America honors 1986. Meier injured her knee in 1988 during her junior season and ultimately missed the entire 1989 campaign while recovering.

Meier returned to Duke for her senior season in 1990 without missing a beat, earning Kodak/WBCA District 2 All-America and All-ACC First Team accolades while being named the Blue Devils' most valuable player.

In 2002, Meier was honored by Duke for her efforts as a player when she was named to the inaugural induction class in the Blue Devils' Hall of Honor. That same year Meier was named to the Atlantic Coast Conference's 50th Anniversary Team. In 2006, she was once again honored by the conference when she was named one of 12 ACC Tournament Legends at the 2006 ACC Women's Basketball Tournament.

Meier's success on the court was only outdone by her accomplishments in the classroom. She was named to the Dean's List from 1986-88. In 1988 she also earned GTE Academic All-America Second Team honors.

After earning a bachelor's degree in English literature with cum laude honors in 1989, Meier went on to earn a Master of Arts in Teaching English from Duke in 1990.

Following her playing career at Duke, Meier moved overseas to play three seasons with BBC Mini-Flat Waregem in Belgium from 1990-93. There, she helped lead her team to three First Division regular season titles and one Belgian Cup Championship.

While in Belgium, Meier also spent time teaching classes of conversational English while coaching teams of 15- to 17-year-olds.

A native of Wheaton, Ill., Meier graduated from Wheaton High School in 1985 and in October of 2009 was inducted into her high school hall of fame.

THIS IS MIAMI WOMEN'S BASKETBALL



DARRICK GIBBS

Darrick Gibbs is in his fifth season as an assistant coach with the University of Miami women's basketball team.

Gibbs joined the UM coaching ranks prior to the 2005-06 season, and helped lead UM to a 17-13 record and an appearance at the 2006 WNIT in his first season with the Hurricanes.

Prior to his arrival at UM, Gibbs served as an assistant coach under Katie Meier at the University of North Carolina at Charlotte for two seasons from 2003-05. While at Charlotte, Gibbs helped Meier lead the 49ers to two WNIT appearances, including Charlotte's first postseason victory with a 78-71 win over Clemson in the 2004 WNIT. The 49ers put together 39-23 record in those two seasons, including a 22-9 mark in 2004-05 to tie for the third-most single-season wins in Charlotte history.

As one of the 49ers' main recruiting contacts, Gibbs played a major role in putting together their 33rd-ranked 2004 recruiting class during his first season at Charlotte.

Gibbs joined the Charlotte coaching staff in 2003 following a two-year stay at the College of Charleston where he served as an assistant coach from 2001-03. His responsibilities with the Cougars included recruiting, organizing practice schedules, scouting opponents and coordinating team travel.

Prior to his stint at the College of Charleston, Gibbs spent three seasons at Wofford College. As an undergraduate, he served as a student assistant with the Terriers from 1998-00, and remained with the team as an assistant during the 2000-01 season.

Originally from Pawleys Island, S.C., Gibbs received a bachelor's degree in psychology from Wofford in 2000.

Gibbs and his wife D'Erica were married in April of 2009.



**10TH SEASON OVERALL
FIFTH SEASON AT MIAMI
WOFFORD '00**



**15TH SEASON OVERALL
FOURTH SEASON AT MIAMI
CAL STATE-NORTHRIDGE '94**



LONNETTE HALL

Lonnette Hall enters her fourth season as an assistant coach with the University of Miami women's basketball program.

Having served as an assistant coach on the collegiate level at TCU, Arkansas State, Wisconsin-La Crosse and Cal State Northridge, Hall was promoted from her position as UM's Director of Basketball Operations to assistant coach prior to the 2006-07 season.

As the Director of Basketball Operations at UM, her responsibilities included organizing and coordinating team travel and practices, as well as the production of alumni and team newsletters. She also worked with the UM Marketing and Sports Media Relations offices to help organize various promotional activities.

Hall came to Miami following a one-year stint as the head girl's basketball coach at R.L. Paschal High School in Fort Worth, Texas, in 2004-05. In addition to the day-to-day coaching duties, Hall also managed the program's budget and marketing activities, and oversaw the team's booster club. She also organized HOOP Group, a youth basketball program in the Fort Worth area.

Prior to her stop at R.L. Paschal, Hall spent six years at TCU, serving as an assistant coach with the Lady Frogs from 1999-2003 and as the Director of Basketball Operations during the 2003-04 season.

As an assistant coach with the Lady Frogs, Hall helped guide TCU to three-consecutive NCAA Tournaments while coaching notable players such as Fort Lauderdale native and former All-American Sandora Irvin, who was later selected as the No. 3 overall pick in the 2005 WNBA Draft. Along with coaching, Hall's responsibilities included recruiting, practice and game preparation efforts, in addition to preparing the team's travel arrangements.

While at TCU, Hall also served as an assistant director for the 2004 Conference USA Women's Basketball Tournament and was a member of the TCU Athletic Department's Outreach Committee, Mission Statement Committee and Diversity Subcommittee.

Hall's coaching career began in 1998 at Hueneme High School in Oxnard, Calif., where she served as the head coach of the junior varsity girl's basketball team until 1990.

Following her stay at Hueneme, Hall went on to California State University-Northridge to serve as an assistant coach from 1992-94 before moving on to join the coaching staff at the University of Wisconsin-La Crosse from 1994-96. After two seasons at UW-L, Hall spent three seasons at Arkansas State as an assistant coach from 1996-99 prior to her stint at TCU.

A native of Oxnard, Calif., Hall served in the United States Navy from 1986-88. She earned an associate's degree in art from Ventura Junior College in 1991 and went on to earn a bachelor's degree in kinesiology from California State University-Northridge in 1994. Hall added a master's degree in sports administration from the University of Wisconsin-La Crosse in 1996.

THIS IS MIAMI WOMEN'S BASKETBALL

A black and white photograph of Carolyn Kieger in a basketball arena. She is wearing a dark blazer over a light-colored top, looking intently towards the court with her mouth slightly open. In the background, other people are visible, including one wearing a jersey with the number 305 and another with 'HECHT' on their shirt.

CAROLYN KIEGER

Carolyn Kieger is in her third season on UM's staff. Kieger, who is in her second stint at Miami, is in her second season as an assistant coach under Katie Meier.

During the 2007-08 season, Kieger held the Director of Operations position at her alma mater, Marquette University. She was responsible for coordinating film exchange, directing summer camp programs and assisted with team travel.

Prior to returning to Marquette, Kieger spent one year at UM where she served as the Hurricanes' coordinator of basketball operations during the 2006-07 season. In her role at Miami, Kieger worked along side the team's Director of Basketball Operations and Video Coordinator. She assisted with film editing and scouting, recruiting, and team travel. She also helped coordinate the Miami women's basketball summer camps.

As a player at Marquette, Kieger was a four-year starter and Marquette's all-time assists leader. She is the only player in program history with at least 1,200 career points, 400 career rebounds and 600 assists. For her career, Kieger averaged 10.3 points per game

and was a second team All-Big East selection for the 2005-06 season, as well as, a second team All-Conference USA selection for the 2003-04 and 2004-05 seasons.

In addition to her athletic accomplishments, Kieger also received the BIG EAST Conference's Sportsmanship award as a senior. Also, during her senior campaign, Kieger was a finalist for the Nancy Lieberman Award, given to the nation's top point guard.

Kieger graduated from Marquette University with a Bachelor's degree in Broadcasting and Electrical Communications in 2006. In 2007, she received the McCahill Award given to a MU graduated senior student-athlete who demonstrated the highest performance in scholarship, leadership and athletics.

A black and white portrait of Carolyn Kieger. She is smiling and looking directly at the camera. She has dark, curly hair and is wearing a dark blazer over a light-colored top.

**FOURTH SEASON OVERALL
SECOND SEASON AT MIAMI
MARQUETTE '06**

This is Miami Women's Basketball

Basketball Staff



Rachel SANDER

Director of Women's Basketball Operations

Rachel Sander enters her fourth year as the Director of Women's Basketball Operations for the Hurricanes. The right-hand woman to Miami head coach Katie Meier, Sander's varied responsibilities include managing the day-to-day operations of the women's basketball program, scheduling practices and travel coordination.

Prior to her current position, Sander served a two-year stint as the Rowing Coordinator with Miami's women's rowing program.

A 2004 graduate of the University of Miami with a Bachelor's degree in both History and Marine Affairs, Sander was four-time letterwinner with the rowing team and served as co-captain as a senior. She helped the team to program-best runner-up finish at the 2004 BIG EAST Championships.

A native of Syracuse, N.Y., Sander finished her course work for her master's degree in sport administration at UM in the summer of 2008.



Vernetta SKEETE

Coordinator of Women's Basketball Operations

Vernetta Skeete enters her first years as Coordinator of Operations. Before coming to Miami, she worked as assistant coach at Northwest Florida State College in Destin, Fla. She spent the 2008-09 season helping to rebuild the Lady Raiders program.

Prior to NWFSC, Skeete worked as the head coach at Malone High School in Malone, Fla.

Skeete has spent five years working for the Essence Girls Basketball Program.

Skeete has a Bachelor's degree in Psychology and she hails from Bascom, Fla.



Drew THOMAS

Video Coordinator

Drew Thomas enters his first year as the Video Coordinator for the Hurricanes.


Thomas' main responsibilities include coordinating the film exchange program with opponents, assisting the coaching staff in analyzing film for game preparation and producing promotional and end-of-year banquet highlight videos.

A 2007 graduate of Marquette University with a B.A. in History, Thomas also was a four-year manager with the Marquette women's basketball team.


Upon graduation, Thomas was named a graduate assistant at Southern Illinois where he received his M.S. in Kinesiology in 2009.

Thomas hails from Earlville, Iowa.

MANAGERS



Standing: Eric McCombs, Ben Gordon, Carlos Vega. Sitting: Theru Ross.



Eric McCOMBS

Graduate Manager



Carlos VEGA

Graduate Intern



Theru ROSS

Student Manager



Ben GORDON

Student Manager



BARNES

JOHNSON

SHAW

OSEI

BULLOCK

YDERSTRÖM



Meet the Hurricanes

STROMAN

R. WILLIAMS

SOURS

CLARK

S. WILLIAMS

BATLIN

THIS IS MIAMI WOMEN'S BASKETBALL

CAREER STATISTICS

YEAR	GP-GS	MIN	AVG	FG-A	PCT	3FG-A	PCT	FT-FTA	PCT	REB	AVG	AST	TO	BLK	STL	PTS	AVG
2007-08	29-9	398	13.7	26-72	.361	0-0	.000	15-36	.417	91	3.1	6	25	11	21	67	2.3
2008-09	26-11	447	17.2	59-117	.504	0-1	.000	33-61	.541	99	3.8	12	18	9	22	151	5.8
TOTAL	55-20	845	15.4	85-189	.450	0-1	.000	48-97	.495	190	3.5	18	43	20	43	218	4.0

2008-09 (JUNIOR)

Played 26 games with 11 starts... Was third on the team with 3.8 rebounds per game on the season... Was fourth on the team with a 5.8 points per game average... Scored eight points at Virginia (2/19)... Had seven rebounds and six points versus Wake Forest (2/1)... Scored eight points and grabbed six rebounds versus NC State (1/22)... Scored 10 points and recorded six rebounds at Boston College (1/18)... Led Miami with 11 points versus Georgia Tech (1/12)... Grabbed six rebounds and scored six points versus Clemson (1/5)... Scored 10 points and had six rebounds versus Indiana (12/5)... Scored a career-high 15 points versus Florida A&M (12/1)... Scored six points and a grabbed six rebounds versus Santa Clara (11/29)... Picked up a career-high three steals versus Austin Peay (11/28)... Played 22 minutes, grabbing six rebounds at FIU (11/25)... Scored 14 points versus Green Bay (11/16)... Recorded her first career double-double while setting a career-high with 10 rebounds with 12 points versus Norfolk State (11/14).

2007-08 (SOPHOMORE)

Played in 29 games, starting nine... Averaged 2.3 points and 3.1 rebounds per game... Tied a career-high with six points while pulling down six rebounds at Florida State (2/28)... Pulled down a career-high seven rebounds at Clemson (1/10)... Scored four points and added two assists against No. 8 LSU... Recorded two steals against Southern Miss (12/18)... Scored four points versus Ole Miss (12/15)... Played 20 minutes versus Florida International (12/4)... Grabbed four rebounds versus Michigan (11/19)... Scored four points versus Jacksonville (11/13)... Blocked two shots versus Florida Atlantic (11/9).

PRIOR TO MIAMI

Played basketball for one year at Trinity Valley Community College (Texas)... Among the NJCAA Region XIV's leaders in both field goal percentage and scoring, averaging better than 10 points per game at higher than a 55-percent clip... Helped her team to the top of the regular-season standings in the conference with a 24-7 overall record and a 15-3 Region XIV mark... Played prep basketball for Kathleen High School and was named to the Florida Sports Writers Association Girls Class 4A Honorable Mention All-State Team as a senior in 2005... Four-time letterwinner.

33

6-2

SENIOR
FORWARD

LAKELAND, FLA.

KATHLEEN HS
TRINITY VALLEY CC

CAREER HIGHS

Points	15 (vs. Florida A&M, 12/1/08)
FGM	5* (vs. Georgia Tech, 1/12/09)
FGA	9 (vs. Florida A&M, 12/1/08)
3PT FGM	N/A
3PT FGA	1 (at North Carolina, 2/26/09)
FTM	6 (vs. Norfolk State, 11/14/08)
FTA	9 (vs. Florida A&M, 12/1/08)
Rebounds	10 (vs. Norfolk State, 11/14/08)
Assists	3 (vs. Georgia Tech, 1/12/09)
Steals	3 (vs. Austin Peay, 11/28/08)
Blocks	2* (vs. Santa Clara, 11/29/08)
Minutes	26* (at Boston College, 1/18/09)

* Recorded more than once with most recent listed.

PERSONAL

An English major, with aspirations to play professional basketball... Has two brothers and a sister.

MORE ABOUT U...

- **Nickname:** D
- **Where is your favorite place to shop:** Winn-Dixie
- **Who is your best friend on another college team:** Dwayne Collins – Men's Basketball
- **What is your favorite meal:** Free ones
- **If you are playing 2-on-2, who do you want as your teammate:** Diana Taurasi
- **Favorite song of all time:** "Just Got to Make it" – Trey Songz
- **Favorite movie of all time:** The Fifth Element
- **Favorite part of being in the U Family:** The environment
- **Favorite pro team:** Detroit Pistons
- **I hate to admit it, but I love:** Fishing
- **Favorite actor:** Halle Berry
- **Best dancer on the team:** Charmaine
- **Favorite holiday:** Thanksgiving

DIANE BARNES

Canes

THIS IS MIAMI WOMEN'S BASKETBALL



CAREER STATISTICS

YEAR	GP-GS	MIN	AVG	FG-A	PCT	3FG-A	PCT	FT-FTA	PCT	REB	AVG	AST	TO	BLK	STL	PTS	AVG
2006-07	30-20	837	27.9	75-218	.344	11-42	.262	55-95	.579	146	4.9	32	64	14	23	216	7.2
2007-08	29-19	616	21.2	61-167	.365	6-29	.207	42-66	.636	98	3.4	26	47	18	18	170	5.9
2008-09	30-28	752	25.1	76-177	.429	2-7	.286	27-51	.529	123	4.1	81	59	26	27	181	6.0
TOTAL	89-67	2205	24.8	212-562	.377	19-78	.244	124-212	.585	367	4.1	139	170	58	78	567	6.4

2008-09 (JUNIOR)

One of two players to play in all 30 games, starting 28... Averaged 6.0 points and 4.1 rebounds per game... Recorded 81 assists on the season, more than double her career total... Scored 12 points to go with four assists versus Florida State (2/8)... Scored 10 points to go with her six assists at SIU Edwardsville (2/4)... Had four assists to go along with five rebounds and 13 points versus NC State (1/22)... Scored eight points and a team-high six rebounds versus Georgia Tech (1/12)... Had three steals and seven points at Duke (1/9)... Scored nine points and had seven rebounds versus Clemson (1/5)... Tied for the team-high with eight rebounds to go with her six points versus Auburn (12/30)... Dealt out a team-high four assists and had two blocks and six rebounds versus Brown (12/29)... Pulled down a season-high nine rebounds versus Grambling State (12/21)... Had eight points and seven rebounds versus Indiana (12/5)... Dealt out a career-high 10 assists versus Florida A&M (12/1), also added eight points and five rebounds... Named to the UM

Thanksgiving All-Tournament Team... Scored six points to go with six rebounds and four assists versus Santa Clara (11/29)... Dished out five assists versus Austin Peay (11/28)... Had seven assists at FIU (11/25)... Pulled down eight boards and scored 10 points at Houston (11/21)... Scored eight points versus Green Bay (11/16)... Recorded five assists versus Norfolk State (11/14).

2007-08 (SOPHOMORE)

Played in 29 games, starting 19, the most of any returning player... Averaged 5.9 points and 3.4 rebounds per game... Set a career-high with four steals at Florida State (2/28)... Pulled down a season-high nine rebounds versus No. 2 North Carolina (2/21)... Tied a season-high with 12 points versus Virginia Tech (2/11)... Scored 11 points with career-high four steals versus No. 12 Duke (1/5)... Scored 11 points with six rebounds versus Charleston Southern (1/2)... Matched a season-high with 12 points versus Central Arkansas (12/30)... Pulled down seven rebounds versus

14
5-11
SENIOR
GUARD/FORWARD
HINESVILLE, GA.
BRADWELL INSTITUTE

Southern Miss (12/18)... Blocked two shots, tying a career-high versus Butler (11/24)... Scored 11 points versus Jacksonville (11/13)... Scored a season-high 12 points versus Florida Atlantic (11/9).

2006-07 (FRESHMAN)

Played in all 30 games, registering 20 starts as a true freshman—including starting 13 of 14 ACC contests... Among just six to rank among the ACC's top-five freshmen in three-or-more statistical categories... Averaged 7.2 points and 4.9 rebounds per game and 8.3 points and 5.4 boards in ACC games... Posted first collegiate double-double with 18 points and 11 rebounds versus Clemson (1/28)... Converted a career-high 8-of-9 free throws versus the Tigers... Registered back-to-back games with double-figure rebounds—with 11 at both Virginia Tech (1/25) and versus Clemson (1/28)... Also grabbed 11 boards versus Nicholls State (11/24)... Breakout game in her fourth-straight start, finishing with career highs of 20 points and two blocks versus Boston College (1/18)... Also had a pair of

CAREER HIGHS

Points	20 (vs. Boston College, 1/18/07)
FGM	8 (vs. Boston College, 1/18/07)
FGA	15* (vs. Wake Forest, 2/8/07)
3PT FGM	2 (at San Francisco, 11/19/06)
3PT FGA	5 (at San Francisco, 11/19/06)
FTM	8 (vs. Clemson, 1/28/07)
FTA	10 (at Clemson, 1/10/08)
Rebounds	11* (vs. Clemson, 1/28/07)
Assists	4 (vs. Georgia Tech, 2/15/07)
Steals	4 (at Florida State, 2/28/08)
Blocks	2* (vs. Wake Forest, 2/24/08)
Minutes	40 (vs. Georgia Tech, 2/15/07)

* Recorded more than once with most recent listed.

CHARMAINE CLARK

blocks versus Wake Forest (2/8)... Played all 40 minutes versus Georgia Tech (2/15/) for the first time in her career, finishing just shy of a double-double with 11 points, nine rebounds and a career-high four assists... Nearly posted a double-double in the previous game at Boston College (2/11), finishing with 16 points and eight boards... Grabbed five-or-more rebounds in 17 games, including in eight of the last 12... Made her first career start versus Indiana (11/25) and had her first double-figure scoring game with 11 points against Jackson State (12/1).


PERSONAL

A Finance major... Comes from a military family and moved nearly every two-and-a-half years growing up... An honor student throughout high school... Enjoys sleeping, listening to music and talking on the phone... Cousin Aquenda Clark played women's basketball at Florida A&M and Aquenda's husband Marin "Bootsy" Thorton played at St. John's.

MORE ABOUT U...

- **Nickname:** Baywatch
- **Where is your favorite place to shop:** Any mall
- **Who is your best friend on another college team:** Chay Shegog - North Carolina
- **What is your favorite meal:** Mac and cheese, fried chicken and yams made by my mom
- **If you are playing 2-on-2, who do you want as your teammate:** Shenise Johnson (my lil' sis on the team)
- **Favorite song of all time:** "Chills" - Fatty Koo
- **Favorite part of being in the U Family:** The 'real' atmosphere
- **Favorite class at UM:** Philosophy
- **Best sports memory:** Starting in the ACC Tournament as a freshman
- **Favorite saying or phrase from any of the coaches:** "D.R.I.V.E." - Coach Meier
- **Favorite pro team:** Cleveland Cavaliers (they have so much fun playing)
- **Favorite actor:** Will Smith
- **Favorite holiday:** Valentine's Day
- **Best non-athletic talent:** Wisdom

THIS IS MIAMI WOMEN'S BASKETBALL



CAREER STATISTICS

YEAR	GP-GS	MIN	AVG	FG-A	PCT	3FG-A	PCT	FT-FTA	PCT	REB	AVG	AST	TO	BLK	STL	PTS	AVG
2008-09	23-0	257	11.2	44-74	.595	0-0	.000	9-16	.563	63	2.7	3	13	24	6	97	4.2

2008-09 (JUNIOR)

Played in 23 games while shooting a team-best .595 from the field... Averaged 4.2 points per game and was third on the squad with 24 blocks on the season... Played a career-high 25 minutes and added three blocks in a loss at Florida State (2/22)... Had a career high six blocks to go along with eight points versus Florida State (2/8)... Scored a career-high 16 points and had four blocks at SIU-Edwardsville (2/4)... Scored six points and pulled down seven rebounds versus Grambling State (12/21)... Recorded six points and five rebounds at UCF (12/18)... Scored 10 points and pulled down eight rebounds in 23 minutes versus Austin Peay (11/28)... Scored six points with four rebounds at FIU (11/25)... Scored her first points with Miami (4) against Green Bay (11/16)... Made her Hurricane debut with three rebounds versus Norfolk State (11/14).

PRIOR TO MIAMI

Led Central Arizona to the NJCAA Final Four in both her freshman and sophomore seasons... Was named third team All-American as a sophomore as her team finished as the national runner-up... Her senior season of high school, was named the 4A/5A All-State Big Player of the Year, the Wells Fargo 4A Region Player of the Year, first team All-State, team captain, Arizona Republic All-Star Basketball Classic MVP and first team all-region... School's scoring leader with 1883 points, scored 50 points in one game... led team to a 30-1 overall record and a state championship... Her junior season was named region player of the year and first team all-state... Become first junior to score 1000 points at school and led team to a state runner-up finish.

22

6-5

SENIOR
CENTER

GLENDALE, ARIZ.

CACTUS/CENTRAL ARIZONA CC

PERSONAL

A Sports Administration major... Has a younger brother, Trevor (18)... Chose Miami because she felt the coaches were up front with her and she liked the beauty and diversity on campus... Daughter of Joy Sours.

CAREER HIGHS

Points	16 (at SIU-Edwardsville, 2/4/09)
FGM	7 (at SIU-Edwardsville, 2/4/09)
FGA	10 (at SIU-Edwardsville, 2/4/09)
3PT FGM	N/A
3PT FGA	N/A
FTM	2* (at SIU-Edwardsville, 2/4/09)
FTA	5 (vs. Austin Peay, 11/28/08)
Rebounds	8 (vs. Austin Peay, 11/28/08)
Assists	1* (at Florida State, 2/22/09)
Steals	2 (vs. Santa Clara, 11/29/08)
Blocks	6 (at Florida State, 2/22/09)
Minutes	25 (at Florida State, 2/22/09)

* Recorded more than once with most recent listed.

ASHLEY SOURS

MORE ABOUT U...

- **Nickname:** Ash, Big Ash, Salt, Sours
- **What is your favorite meal:** Breakfast
- **If you are playing 2-on-2, who do you want as your teammate:** Dwyane Wade
- **Favorite movie of all time:** Love & Basketball
- **Favorite part of being in the U Family:** No room to fail, everyone is there to help you succeed
- **Favorite class at UM:** ESS410 – Problems and Issues in Sports
- **Best sports memory:** NJCAA Championship and Tournament
- **Favorite saying or phrase from any of the coaches:** "What cha know?"- Coach Meier
- **Favorite pro team:** Arizona Cardinals
- **I hate to admit it, but I love:** That I'm finally almost done with school
- **Favorite website:** MySpace or Facebook
- **Favorite actor:** Will Smith
- **Best dancer on the team:** Bayweezie (Charmaine)
- **Favorite holiday:** Christmas
- **Best non-athletic talent:** Cooking

THIS IS MIAMI WOMEN'S BASKETBALL

CAREER STATISTICS

YEAR	GP-GS	MIN	AVG	FG-A	PCT	3FG-A	PCT	FT-FTA	PCT	REB	AVG	AST	TO	BLK	STL	PTS	AVG
2008-09	28-5	323	11.5	28-72	.389	0-0	.000	16-37	.432	67	2.4	10	16	12	20	72	2.6

2008-09 (FRESHMAN)

Played in 28 games with five starts... 58 percent of her 67 rebounds on the season came on the offensive end (39)... Played a season-high 26 minutes in her second career-start at Virginia (2/19), while scoring six points and grabbing four rebounds... Tied her season-high with three steals versus Clemson (1/5)... Grabbed a season-high nine rebounds, seven on the offensive end versus Brown (12/29)... Had eight points versus Grambling State (12/21)... Scored seven points and had three blocks at UCF (12/18)... Pulled down a season-high six rebounds versus Binghamton (12/13)... Recorded two assists and grabbed a pair of rebounds versus Florida A&M (12/1)... Had three steals for the second time of the season versus Santa Clara (11/29) and added two blocks... Grabbed five rebounds in only seven minutes of action versus Austin Peay (11/28)... Stole the ball three times in 20 minutes versus Green Bay (11/16)... Scored nine points with five rebounds in collegiate debut versus Norfolk State (11/14).

PRIOR TO MIAMI

Averaged a double-double every season since her freshman year... First team all-conference and first team all-state her senior season... Alaska Gatorade Player of the Year... Diamond Lady Lynx Tournament MVP and a member of the state all-tournament team... Her team was the conference runner-up and Diamond Lady Lynx Tourment champions as well as a participant in the state tournament... Was named first team all-conference and second team all-state as a junior... Elected team captain and voted team MVP... Was a member of the conference champions while being named second team all-state her freshman and sophomore seasons... Conference MVP her sophomore season... Named to the state tournament all-freshman team as she helped her team to a state runner-up finish... Participated in cross country, softball and cheerleading as well... State champion and record holder as a member of the track and field team in the triple jump her sophomore year... Also was an all-conference member of the volleyball team... Elected secretary of her senior class.

PERSONAL

Intends to major in Business/Finance... One of seven siblings... Chose Miami because of the "U" family, diversity and great academics... Daughter of Clarence and Roxanne.

34

6-2

**SOPHOMORE
FORWARD**

**ANCHORAGE, ALASKA
SOUTH ANCHORAGE**

CAREER HIGHS

Points	9 (vs. Norfolk State, 11/14/08)
FGM	4 (vs. Norfolk State, 11/14/08)
FGA	9 (vs. Norfolk State, 11/14/08)
3PT FGM	N/A
3PT FGA	N/A
FTM	4 (at Virginia, 2/19/09)
FTA	7 (at Virginia, 2/19/09)
Rebounds	9 (vs. Brown, 12/29/08)
Assists	2 (vs. Florida A&M, 12/1/08)
Steals	3* (vs. Santa Clara, 11/29/08)
Blocks	3 (at UCF, 12/18/08)
Minutes	26 (at Virginia, 2/19/09)

* Recorded more than once with most recent listed.

SYLVIA BULLOCK

MORE ABOUT U...

- **Nickname:** Syl or Ana Mae
- **What is your favorite meal:** Italian or Soul Food
- **Favorite place to Shop:** Online
- **If you are playing 2-on-2, who do you want as your teammate:** Stef
- **Favorite song of all time:** "Lesson Learned"- Alicia Keys
- **Favorite movie of all time:** Love & Basketball
- **Favorite class at UM:** DANCE
- **Best sports memory:** Breaking the state record in the triple jump
- **Favorite saying or phrase from any of the coaches:** "Bring it in!"
- **Favorite pro team:** Miami Heat
- **I hate to admit it, but I love:** My teddy bear (reminds me of home)
- **Favorite website:** Facebook
- **Favorite actor:** Will Smith
- **Best dancer on the team:** Baywatch (Charmaine)
- **Favorite holiday:** Christmas
- **Best non-athletic talent:** Baking

THIS IS MIAMI WOMEN'S BASKETBALL

CAREER STATISTICS

YEAR	GP-GS	MIN	AVG	FG-A	PCT	3FG-A	PCT	FT-FTA	PCT	REB	AVG	AST	TO	BLK	STL	PTS	AVG
2008-09	5-0	23	4.6	0-7	.000	0-0	.000	3-4	.750	11	2.2	1	0	0	1	3	0.6

2008-09 (FRESHMAN)

Played in five games on the season... Hauled in two rebounds versus Brown (12/29)... Scored three points and grabbed five rebounds in collegiate debut versus Norfolk State (11/14).

PRIOR TO MIAMI

Named her team's captain and MVP her senior season... An all-state honorable mention and all-region performer... Selected to the Kentucky New Era All-Tournament Team... Led team to the regional finals her senior year... Named all district and all-region her junior year... Her team advanced to the district finals in both her junior and sophomore seasons... A four time letter winner in basketball, three time in track and field (shot put) and twice in volleyball.

PERSONAL

Undecided on a major... Has an older brother Sal (22) and younger sister Dymond (12)... Chose Miami because of the family atmosphere and the way the coaches treated her.

45
6-2
SOPHOMORE
CENTER
FORT CAMPBELL, KY.
CHRISTIAN COUNTY

CAREER HIGHS

Points	3 (vs. Norfolk State, 11/14/08)
FGM	N/A
FGA	5 (vs. Norfolk State, 11/14/08)
3PT FGM	N/A
3PT FGA	N/A
FTM	3 (vs. Norfolk State, 11/14/08)
FTA	4 (vs. Norfolk State, 11/14/08)
Rebounds	5 (vs. Norfolk State, 11/14/08)
Assists	1 (vs. Norfolk State, 11/14/08)
Steals	1 (vs. Binghamton, 12/13/08)
Blocks	N/A
Minutes	10 (vs. Norfolk State, 11/14/08)


* Recorded more than once with most recent listed.

RIKIAH GATLIN

MORE ABOUT U...

- **Nickname:** Kiah Biah
- **Where is your favorite place to shop:** Wal-Mart
- **What is your favorite meal:** Chicken and Noodles from mom
- **If you are playing 2-on-2, who do you want as your teammate:** Stefanie
- **Favorite song of all time:** "Ordinary People" – John Legend
- **Favorite movie of all time:** Finding Nemo
- **Favorite part of being in the U Family:** The energy between the family and the atmosphere
- **Favorite class at UM:** Sociology
- **Best sports memory:** Senior year, second round of regionals
- **Favorite saying or phrase from any of the coaches:** "What 'cha know?" - Coach Meier
- **Favorite pro team:** Lakers
- **Favorite website:** Facebook
- **Best dancer on the team:** Baywatch (Charmaine)
- **Favorite holiday:** Christmas
- **Best non-athletic talent:** My personality

THIS IS MIAMI WOMEN'S BASKETBALL



CAREER STATISTICS

YEAR	GP-GS	MIN	AVG	FG-A	PCT	3FG-A	PCT	FT-FTA	PCT	REB	AVG	AST	TO	BLK	STL	PTS	AVG
2008-09	30-30	930	31.0	141-366	.385	20-62	.323	82-100	.829	213	7.1	122	98	29	78	384	12.8

2008-09 (FRESHMAN)

Named to the 2008-09 ACC All-Freshman team and was named ACC Honorable mention... Only player in Division I to lead her team in scoring, rebounding, assists and steals during the 2008-09 season... Named the ACC's Rookie of the Week on three occasions... Recorded team-highs in points (13) and rebounds (8) versus Boston College in the ACC Tournament (3/5)... Tied a team-high with eight rebounds to go along with five points and five assists versus Maryland (3/1)... Recorded 11 points and added nine rebounds, five assists and four steals at North Carolina (2/26)... Was named the ACC Rookie of the Week (2/22)... Had 10 rebounds to go along with 5 assists in a loss at Florida State (2/22)... Had a career-day at Virginia (2/19), scoring 25 points, grabbing nine rebounds and dishing out 10 assists, falling just one rebound shy of a triple-double... Scored 18 points and recorded seven rebounds, three assists, three blocks and five steals versus Boston College (2/16)... Was the teams' leading scorer with 11 points at Virginia Tech

(2/12)... Pulled down eight rebounds to go with four assists and 20 points versus Florida State (2/8)... Had five rebounds and five assists to go with her 15 points at SIU Edwardsville (2/4)... Scored 22 points versus Wake Forest (2/1)... Scored 11 points to go with 13 rebounds to record her fourth double-double of the season versus NC State (1/22)... Scored 10 points and dealt out six assists at Boston College (1/18)... Recorded a career-high eight steals and had six points and five assists versus Georgia Tech (1/12)... Led her team with six assists at Duke (1/9)... Had 16 points and tied for the team-lead with seven rebounds versus Clemson (1/5)... Was named the ACC Rookie of the Week (1/6)... Scored nine points with six rebounds, six steals and four assists versus Cornell (1/2)... Named to the UM Holiday All-Tournament Team... Scored 21 points and tied for the team-lead with eight rebounds in 38 minutes versus No. 9/10 Auburn (12/30)... Scored 13 points and pulled down eight rebounds to go with her three steals versus Brown (12/29)... Went 5-6 from the floor and scored 11 points to go with her five assists and four steals versus Grambling State

(12/21)... Had a team-high 15 points at UCF (12/18), also had four steals and six rebounds... Scored 10 points and grabbed a game-high eight rebounds versus Binghamton (12/13); also had three blocks and four steals... Nearly recorded a triple-double versus Indiana (12/5), scoring eight points to go with nine assists and nine rebounds... Named ACC Rookie of the Week (12/1)... Named UM Thanksgiving Tournament Most Valuable Player... Recorded her third double-double of the season with 11 points and 10 rebounds versus Santa Clara (11/29)... Scored 16 points to go with four steals and five boards versus Austin Peay (11/28)... Recorded her second double-double with 12 points and 12 rebounds at FIU (11/25)... Had impressive game at Houston (11/21) with 21 points, seven rebounds, six assists, and seven steals... Scored 19 points to go with 12 rebounds for her first double-double versus Green Bay (11/16)... Made collegiate debut versus Norfolk State (11/14), scoring 12 points with nine rebounds, also had five assists and three blocks.

42

5-11

SOPHOMORE

GUARD

HENRIETTA, N.Y.

RUSH-HENRIETTA

CAREER HIGHS

Points	25 (at Virginia, 2/19/09)
FGM	9* (at Virginia, 2/19/09)
FGA	19 (vs. Florida State, 2/8/09)
3PT FGM	2* (at Virginia, 2/19/09)
3PT FGA	6 (at Virginia, 2/19/09)
FTM	7* (vs. Florida State, 2/8/09)
FTA	10 (vs. Florida State, 2/8/09)
Rebounds	13 (vs. NC State, 1/22/09)
Assists	10 (at Virginia, 2/19/09)
Steals	8 (vs. Georgia Tech, 1/12/09)
Blocks	3* (vs. Boston College, 2/16/09)
Minutes	43 (at Virginia, 2/19/09)

* Recorded more than once with most recent listed.



Canes

SHENISE JOHNSON

PRIOR TO MIAMI

Named McDonald's All-American, WBCA All-American, Roberts Wesleyan Women of the Year, New York Miss Basketball, Section V, Western Regional and State Championship Most Valuable Player her senior season, in leading her team to a third straight state championship... Her junior season was named Section V, West Regional and State Championship MVP... Broke the school career record for points and rebounds... Was a member of the gold medal winning team at the Empire State Games... Holds school records for points and rebounds in a game.


PERSONAL

Intends to major in Psychology... The middle of three siblings... Chose Miami because of the diversity and felt close with the players and the coaches cared about her as a person... Daughter of Michelle Reeves.

MORE ABOUT U...

- **Nickname:** Moe Moe
- **Superpower I would want:** to fly, so I can get away from issues and people, etc.
- **Coach I would trade places with:** Coach Hall, she gets all the gear.
- **TV Show I would want to be on:** Proud Family
- **Two words that best describe me:** Humorous and Honest
- **Favorite movie from this past year:** Tyler Perry's Why Did I Get Married
- **Where I see myself in ten years:** Playing professionally and continuing my education
- **My life's theme song:** "Lose Yourself" - Eminem
- **Favorite sport other than basketball:** Football
- **My dream car:** All black Range Rover with silver outline
- **Dangerous thing I would do if there were no risks:** Sky dive or mountain climbing
- **Place in the world I would help:** America, this is where I call home. I would us first

THIS IS MIAMI WOMEN'S BASKETBALL



CAREER STATISTICS

YEAR	GP-GS	MIN	AVG	FG-A	PCT	3FG-A	PCT	FT-FTA	PCT	REB	AVG	AST	TO	BLK	STL	PTS	AVG
2008-09	26-6	455	17.5	78-261	.216	24-111	.216	47-61	.770	51	2.0	19	43	11	44	227	8.7

2008-09 (FRESHMAN)

Played in 26 games, with six starts... Second on the team, scoring 8.7 points per game... Scored 10.4 points per game in ACC play... Second on the team with 44 steals on the season... Led Miami with 17 points to go along with four steals versus Maryland (3/1)... Scored eight points in 12 minutes versus North Carolina (2/26)... Had five steals and nine points versus Boston College (2/16)... Scored 15 points versus Wake Forest (2/1)... Scored 10 points with five rebounds at Georgia Tech (1/29)... Led Miami with 18 points versus NC State (1/22)... Led Miami with 13 points at Boston College (1/18)... Scored nine points versus Georgia Tech (1/12)... Scored nine points at Duke (1/9)... Hit a season-high 23 points versus Clemson (12/5)... Scored 18 points versus Cornell (1/2)... Had 13 points versus Brown (12/29), also had five steals and five blocks... Scored 11 points and ripped down six rebounds versus Grambling State

(12/21)... Hit two three-pointers and scored nine points at UCF (12/18)... Scored eight points with two three-pointers versus Binghamton (12/13)... Made three three-pointers on her way to 11 points versus Indiana (12/5)... Grabbed five rebounds versus Florida A&M (12/1)... Picked up three steals versus Austin Peay (11/28)... Scored seven points, including her first career three pointer at FIU (11/25)... Made her collegiate debut with four points at Houston (11/21).

1

5-7

**SOPHOMORE
GUARD**

**PAHOKEE, FLA.
PAHOKEE**

PRIOR TO MIAMI

Elected team MVP and captain by her teammates both her junior and senior seasons... Was named first team all-state her senior season... Scored a school record of 55 points against the defending state champions and averaged 32.5 points per game... Had five letters in basketball, flag football and track and field... Named to the honor roll her final year at Pahokee High School.

CAREER HIGHS

Points	23 (vs. Clemson, 1/5/09)
FGM	8 (vs. Cornell, 1/2/09)
FGA	18 (at Boston College, 1/18/09)
3PT FGM	3* (vs. Wake Forest, 2/1/09)
3PT FGA	8 (at FIU, 11/25/08)
FTM	9 (vs. NC State, 1/22/09)
FTA	10 (vs. NC State, 1/22/09)
Rebounds	6 (vs. Grambling State, 12/21/08)
Assists	2* (vs. Wake Forest, 2/1/09)
Steals	5* (vs. Boston College, 2/16/09)
Blocks	5 (vs. Brown, 12/29/08)
Minutes	29 (vs. NC State, 1/22/09)

* Recorded more than once with most recent listed.

RIQUANA WILLIAMS

PERSONAL

Intends to major in Sports Administration... The youngest of five siblings... Chose Miami because she was treated like family and its close to her home and family... Daughter of Shirley Williams.

MORE ABOUT U...

- **Nickname:** Bay-Bay
- **Where is your favorite place to shop:** Anywhere cheap
- **What is your favorite meal:** Chicken
- **If you are playing 2-on-2, who do you want as your teammate:** Two of me
- **Favorite song of all time:** "Put Me in the Game" - Lil' Wayne
- **Favorite movie of all time:** Next Day Air
- **Favorite class at UM:** Women's Gender Studies
- **Best sports memory:** My first ACC start, I scored 23 points
- **Favorite saying or phrase from any of the coaches:** "Put 'em on your back." - Vernetta Skeete
- **Favorite pro team:** Dallas Cowboys
- **Favorite website:** Youtube
- **Favorite holiday:** All of them

THIS IS MIAMI WOMEN'S BASKETBALL



PRIOR TO MIAMI

Led team to back-to-back state and national championships... Named First-Team All-Canadian... Voted the No. 7 point guard in Canada... Four-time honor roll and dean's list recipient... Named team-captain her junior and senior seasons... All-time leader in career assists... Toronto Star All-Star... Averaged 18 points, 10 assists and seven rebounds per game her senior year.

PERSONAL

Intends to major in Sociology... Daughter of Georgina Djan and has three siblings, Daniel (25), Samuel (21) and Blessing (11)... Chose Miami over St. John's, Providence, Temple and Massachusetts... Enjoys reading and coaching different age groups in basketball... First impression of Miami was, "The most beautiful place I've ever been!"

MORE ABOUT U...


- **Where is your favorite place to shop:** Forever 21
- **Who is your best friend on another college team:** Lesha Dunn (Trinity Valley C.C.)
- **What is your favorite meal:** Fries and hotdogs and baked chicken
- **If you are playing 2-on-2, who do you want as your teammate:** Moe Moe (Shenise)
- **Favorite song of all time:** "The Score" - Fugees
- **Favorite movie of all time:** Romeo and Juliet (the one with Leonardo DiCaprio)
- **Favorite part of being in the U Family:** The gym is always open
- **Favorite class at UM:** Sport Administration
- **Favorite saying or phrase from any of the coaches:** "Average ain't enough."
- **Favorite pro team:** Brazil men's soccer team
- **I hate to admit it, but I love:** Scaring people
- **Favorite website:** www.ballislife.com
- **Best dancer on the team:** Baywatch! (Charmaine)
- **Best non-athletic talent:** Word searches

31

5-3

**FRESHMAN
GUARD**

**TORONTO, ONTARIO, CANADA
EASTERN COMMERCE**



13

6-4

FRESHMAN

CENTER

NOTTINGHAM, ENGLAND

BECKETT SCHOOL



Canes

PRIOR TO MIAMI

Led her club team, the Nottingham Wildcats, to a third place national finish while being named the U18 MVP... Played for England in the European Championships from 2005-09... In 2008, averaged 8.6 points per game with 4.5 rebounds.

PERSONAL

Undecided on a major... Daughter of John and Beverly Shaw... Has two older siblings, Katie (25) and Sam (24)... Enjoys watching movies and shopping... Chose Miami because of the family atmosphere, great coaches and excellent athletics.

MORE ABOUT U...

- **Nickname:** Han
- **Who is your best friend on another college team:** Lucy FishDunn (Coker College)
- **What is your favorite meal:** Shrimp Pasta
- **If you are playing 2-on-2, who do you want as your teammate:** LeBron James
- **Favorite movie of all time:** The Hangover or Anchorman
- **Favorite part of being in the U Family:** How nice everyone is
- **Favorite class at UM:** World Regional Geography
- **Best sports memory:** Winning in the playoffs to go to the final four with my club team
- **Favorite saying or phrase from any of the coaches:** "Cheerio mate." – Katie Meier, when she tries to imitate my accent
- **Favorite pro team:** Red Star Beltane F.C.
- **I hate to admit it, but I love:** Brooke Hogan and Miley Cyrus
- **Favorite actor:** Seth Rogan
- **Best dancer on the team:** Baywatch (Charmaine)

THIS IS MIAMI WOMEN'S BASKETBALL



MORGAN STROMAN

PRIOR TO MIAMI

Named McDonald's All-American, Parade All-American Third-Team, South Carolina Gatorade Player of the Year, EA Sports All-American, Sporting News Preseason All-American, The State Newspaper Basketball All-Area Player of the Year, South Carolina Coaches Association 3A Player of the Year and South Carolina Hall of Fame Amateur Athlete of the Year... Inducted into school's girls basketball ring of honor during her senior season... Scored 1,459 points during high school career... Led her team to four consecutive South Carolina State Championships... Played on the varsity basketball team since the seventh grade, earning six letters... A four-time letterwinner in volleyball.

PERSONAL

Intends to major in Sport Administration... The daughter of Debbie and Donnie Stroman and has two brothers... Enjoys playing volleyball and going to the movies... Chose Miami due to the chemistry with the team and wanted to help build up the program.

MORE ABOUT U...

- **Nickname:** Stro
- **Where is your favorite place to shop:** Any shoe store
- **Who is your best friend on another college team:** Miteka Trueheart (UAB)
- **What is your favorite meal:** Chicken fingers and fries with honey mustard and fruit punch
- **If you are playing 2-on-2, who do you want as your teammate:** Vernetta Skeete
- **Favorite song of all time:** "Yo" – Chris Brown
- **Favorite movie of all time:** Love & Basketball
- **Best sports memory:** Playing against Sumpter when I was a sophomore in high school
- **Favorite saying or phrase from any of the coaches:** "Gucci...Prada...!" – Vernetta Skeete
- **Favorite pro team:** Lakers, Sparks and Cavaliers
- **I hate to admit it, but I love:** The Disney Channel (but, I really don't hate to admit it)
- **Favorite actor:** Will Smith and Shia Labeouf
- **Best dancer on the team:** Baywatch (Charmaine)
- **Best non-athletic talent:** I can juggle

32
6-1
FRESHMAN
FORWARD
HOPKINS, S.C.
LOWER RICHLAND



23

5-8

FRESHMAN

GUARD

CHESAPEAKE, VA.

INDIAN RIVER



SHANEL WILLIAMS

PRIOR TO MIAMI

Led team to a 25-2 record while averaging 14.8 points, eight rebounds, five assists and three steals her senior season... Named First-Team Southeastern District... Earned three letters in basketball and two in softball... A member of the AAU team that won three state championships.

PERSONAL

Intends to major in Engineering... Daughter of Mecheller Richards... Has two younger brothers, Carl Trice (11) and Jared Williams (9)... Thought UM was very lively and family oriented... A four-time honor roll member.

MORE ABOUT U...

- **Nickname:** Nellie
- **Where is your favorite place to shop:** H&M
- **Who is your best friend on another college team:** Courtney Medley (Elon) and Keiara Avant (Hampton)
- **What is your favorite meal:** Oxtail, rice and peas
- **If you are playing 2-on-2, who do you want as your teammate:** D Barnes
- **Favorite song of all time:** "Let Me Love You" - Mario
- **Favorite movie of all time:** ATL and Love & Basketball
- **Best sports memory:** Making the game-winning free throw at the state championship
- **Favorite pro team:** New York Yankees
- **Favorite website:** eBay
- **Favorite actor:** Lauren London
- **Best dancer on the team:** Baywatch (Charmaine)
- **Favorite holiday:** My birthday
- **Best non-athletic talent:** Drawing

Canes

THIS IS MIAMI WOMEN'S BASKETBALL



STEFANIE YDERSTROM

3
5-8
FRESHMAN
GUARD
OSTERTALJE, SWEDEN
IGELSTAVIKEN

PRIOR TO MIAMI

Has played for Swedish national youth teams since she was 15... Has competed in four youth European Championships and the U19 World Championships... In the World Championships in 2007, led her team to a Silver Medal finish.

PERSONAL

Undecided on a major... Daughter of Dick Yderstrom and and Charlotta Enjebo and has three older siblings, Marie (44), Cecilia (23) and Joacim (24)... Chose Miami because of the coaches and the family atmosphere... Speaks both swedish and english... Enjoys skiing and snow mobiling when back home.

MORE ABOUT U...

- **Nickname:** Steff
- **Where is your favorite place to shop:** H&M
- **Who is your best friend on another college team:** Tilde Ahlin (Barry) and Danielle Hamilton-Carter (Georgia Tech)
- **What is your favorite meal:** Breakfast
- **If you are playing 2-on-2, who do you want as your teammate:** Michael Jordan
- **Favorite movie of all time:** Seven Pounds
- **Favorite part of being in the U Family:** The people
- **Favorite class at UM:** Theatre
- **Best sports memory:** Playing in the 2007 U19 World Championships
- **Favorite saying or phrase from any of the coaches:** "What's our job? To love you...What's your job? To love each other." – Coach Meier
- **Favorite actor:** Denzel Washington
- **Best dancer on the team:** Baywatch (Charmaine)
- **Favorite holiday:** Christmas
- **Best non-athletic talent:** I can find the best sale!






HOME COURT ADVANTAGE


OVER 250 TOP COLLEGE PROGRAMS CHOOSE NIKE ELITE FOR THEIR GAME BALL



NIKE ELITE



FRASER ARCHITECTURE CENTER



WEEKS MUSIC LIBRARY & TECHNOLOGY



**SCHOOL OF NURSING
AND HEALTH STUDIES**



LAKE OSEOLA



UNIVERSITY VILLAGE

RICHTER LIBRARY



McLamore Plaza

The U

The U

Administration

PRESIDENT DONNA E. SHALALA

Donna E. Shalala became the fifth President of the University of Miami on June 1, 2001. President Shalala is an accomplished scholar, teacher, and administrator whose career has been marked by a variety of leadership positions reflecting her interest in young people. While attending college, she played tennis and still plays a competitive game of doubles. She also enjoys golf, skiing, and other outdoor activities. Recognizing that first-rate facilities are a key part of achieving success on the field, last year Hurricanes football embarked in an exciting new chapter with the move to Land Shark Stadium. This state-of-the-art complex offers both players and fans world-class amenities that are unparalleled in college sports.

In 1987 President Shalala, a distinguished political scientist, became chancellor of a Big Ten university, the University of Wisconsin-Madison. She led what was then the nation's largest public research university. In 1992 *Business Week* magazine named her one of the top five managers in higher education, and in 2005 was named one of "America's Best Leaders" by *U.S. News & World Report* and the Center for Public Leadership at Harvard University's Kennedy School of Government. President Shalala's success at Wisconsin was reflected in athletics as well. She hired a new football coach, recruiting Barry Alvarez from Notre Dame. Four years later, Wisconsin won the Big Ten football championship and represented its conference in the Rose Bowl for the



first time in 30 years. President Shalala served on the first Knight Commission, a committee to review college athletics, and has served on the board of the National Collegiate Athletic Association Foundation. In May 2008 she was selected as an Independent Director of the U.S. Soccer Federation.

In 1993, she was named U.S. Secretary for Health and Human Services (HHS) and served for eight years, becoming the nation's longest-serving HHS Secretary. In 2000 she led the official U.S. delegation to the Olympics in Sydney, Australia. At the end of her tenure as HHS Secretary, *The Washington Post* described her as "one of the most successful government managers of modern times."

In 2007, U.S. President George W. Bush called upon her healthcare expertise to co-chair the Commission on Care for Returning Wounded Warriors, to evaluate how wounded service members transition from active duty to civilian society. In June 2008, President Bush presented her with the Presidential Medal of Freedom, the nation's highest civilian award, at a ceremony in the White

House. The medal recognizes exceptional meritorious service to individuals who have contributed to national security, world peace, or cultural endeavors.

As president of the University of Miami, President Shalala presides over one of the most successful college athletic programs in the country. The Hurricanes football program has consistently ranked in the top of the polls. In 2001 the baseball team won its fourth College World Series and the football team won its fifth national championship. In 2003 the men and women's basketball teams began playing in a new, on-campus facility, the BankUnited Center. Other Hurricanes sports, from tennis to track, have also earned national recognition. This year UM celebrated the opening of the newly renovated Mark Light Stadium at Alex Rodriguez Park and a new basketball training and practice complex.

The Black Coaches Association honored her with its Image of Excellence Award for 2007.

As to her commitment to UM athletics, President Shalala said, "College sports are a vital part of our students' experience while at the University. They also help build community and instill a great sense of pride in our athletes and their accomplishments. The young men and women who play Hurricanes sports are devoted to their game both on a personal and team level, and it shows in their inspired performances time after time. Now it's up to the fans to show their support and cheer them on to many more victories." For a sports fan like President Shalala, there is no better place to call home than the University of Miami.

CAREER HIGHLIGHTS

2001-present – President, Professor of Political Science, University of Miami

1993-2000 – Secretary, U.S. Department of Health and Human Services

1987-1993 – Chancellor, Professor of Political Science, University of Wisconsin-Madison

1980-1987 – President, Hunter College of the City University of New York

1977-1980 – Assistant Secretary for Policy Development and Research, U.S. Department

of Housing and Urban Development

1975-1977 – Director and Treasurer of the Municipal Assistance

Corporation for the City of New York

1972-1979 – Professor and Chair, Program in Politics and Education, Teachers College, Columbia University

1970 – Ph.D., Syracuse University

1962-1964: U.S. Peace Corps Volunteer, Iran

1962 – A.B. Western College for Women



President Shalala and former 'Canes Dwayne "The Rock" Johnson and Dany Garcia.



The University of Miami

DIRECTOR OF ATHLETICS KIRBY HOCUTT

Kirby Hocutt is in his second year as the Director of Athletics at the University of Miami. Introduced as UM's Director of Athletics on Feb. 8, 2008, Hocutt began his tenure as the university's 11th Director of Athletics on June 1, 2008.

Hocutt, 37, came to Miami after serving as the athletic director at Ohio University since 2005. Prior to that, he spent six years at the University of Oklahoma serving as associate athletic director for external operations and sports administration.

In his first year in Coral Gables, Hocutt established a master plan for major facilities improvements in addition to initiating the development of a strategic plan for the University of Miami athletic department. He oversaw a number of facility improvements in his initial year, including the construction of a basketball practice facility, as well as upgrades to Alex Rodriguez Park at Mark Light Field, the Neil Schiff Tennis Center and Cobb Stadium. For the first time in nine years, a new Ring of Honor class was inducted under Hocutt's direction, as Edgerrin James, Jim Kelly, Cortez Kennedy, Jim Otto and Gino Torretta were added to the prestigious class of UM football greats.

Two UM head coaches - Paige Yaroshuk-Tews (Women's Tennis) and Nicole Lantagne Welch (Volleyball) - earned Atlantic Coast Conference Coach of the Year honors in Hocutt's first year at Miami, while UM student-athletes earned 15 All-America honors during the 2008-09 season. The women's tennis team also became the first women's program



at UM to win an ACC title, claiming the regular season championship after going 25-4 overall and 10-1 in league play.

A former star linebacker at Kansas State, Hocutt has a total of 18 years experience in intercollegiate athletics, including five as a student-athlete.

At Ohio, Hocutt significantly reorganized the athletic department's annual giving program. His leadership led to an increase in fundraising by more than 75 percent - including the securing of the second-largest major gift in school athletics history. He also increased season ticket sales in football by 112 percent and in men's basketball by 50 percent.

In his three years at Ohio, the school won 11 team championships and four head coaches were recognized as conference Coaches of the Year. In 2006, the football team played in its first bowl game in 38 years.

At Oklahoma, Hocutt was the primary administrator for football and the sport supervisor for baseball, men's and women's golf, and men's and women's tennis. His duties included supervision of the athletics development office, athletics ticket office, special events, stadium

suite program, athletics endowment program, letter winners association and the department's facility use and rental program.

Hocutt led Oklahoma's athletics fundraising to an all-time high in annual giving and capital campaigns. From 1998 to 2005, Oklahoma's annual giving increased from \$3.4 million to more than \$17 million. That 400 percent increase in annual giving was one of the highest percentage increases in intercollegiate athletics history.

Beginning in 1999, Hocutt served in a leadership position in the strategic planning for a \$100 million capital campaign. The \$120 million campaign was unique in that it focused on facility construction or improvements for each of Oklahoma's 20 sports.

Prior to joining the Oklahoma staff, Hocutt served as the assistant director of licensing at the NCAA. In that position, he worked with corporate partners and licensees to create new revenue producing initiatives to support and promote all 81 NCAA championships.

He began his career in sports administration as the assistant director of marketing and promotions at Kansas State University. While at Kansas State, he implemented revenue-producing activities for the athletics department, including corporate partner sponsorships and ticket sales.

Hocutt was a four-year letterman at linebacker at KSU, leading the Big 8 Conference in tackles and earning All-Big 8 Conference team honors as a junior. In 1993, The Sporting News selected him as one of the top 20 underrated players in the nation. Hocutt also served as a team captain his senior season. Two of Hocutt's coaches at Kansas State were



Brooks, Diane, Drew
and Kirby Hocutt

Bob Stoops, head football coach at Oklahoma and Jim Leavitt, the head football coach at USF.

A member of the Orange Bowl Committee, Hocutt was also named to the Miami-Dade Sports Commission Board of Directors on Oct. 1, 2008.

He earned his bachelor's degree from Kansas State University in 1995 and his master's of education degree from the University of Oklahoma in 2001. He and his wife Diane have two sons, 7-year-old Drew and 5-year-old Brooks.



Hocutt, wife Diane, and sons Brooks and Drew, with President Shalala after his hiring is announced.




Hocutt addressing the media at his Feb 8, 2008 press conference.

Athletic Academic Services



F.A.S.T. Program




Computer labs

THE RETENTION PROGRAMS

The University of Miami offers unique programs designed to assist student-athletes in their pursuit of a college education. These are a few of the programs offered to assist student-athletes:

1. **UMX Freshman Experience Course** - A unique class designed to assist freshman student-athletes with the transition from high school to college.
2. **Proactive Mentorship Program** - This program is designed to assist student-athletes with the transition skills necessary to be successful college students. All freshmen are required to participate and meet once a week with a mentor covering issues such as time management, goal-setting, class preparation, test preparation, etc.
3. **Study Table Program** - Provides valuable locations and time to accomplish academic goals. Structured times, group and individual tutorials, computer labs, and quiet areas are designated for this program.
4. **F.A.S.T. Program (Freshman Academic Success Training)** - The main purpose of this program is to ensure a smooth and successful transition from high school to college through academic success training. This will be accomplished through closely monitoring incoming at-risk student-athletes so as to ensure the use of efficient time management and study skills. Assumptions are made that all of our student-athletes come to us with good study habits, academic knowledge, and social judgment. This program will address all these areas and be reinforced throughout the semester.
5. **Computer Lab** - Located within the Hecht Athletic Center, student-athletes have access to 30 personal computers with Internet access and conduct research. The lab also has 20 laptop computers that student-athletes can check out and take with them on team trips, or when they want to work on their own.
6. **Tutors** - Level 1 certified tutors by the College Reading and Learning Association provide individual and group assistance upon request. The tutor program at the University of Miami is one of a small number of athletic programs in the country to be awarded CRLA certification.
7. **Learning Resource Room** - Student-athletes with disabilities have access to computer programs that aid in their educational skill development.



Athletic Academic Services



ERICA BROWN
ACADEMIC ADVISOR

Erica serves as advisor to Men's Baseball, Women's Basketball and Women's Soccer. Erica earned her Bachelor of Science in Public Relations and International Affairs from Suffolk University in Boston, Mass. and her Master of Science in Education, with a concentration in Sport Administration from the University of Miami.

ATHLETIC ACADEMIC SERVICES

The Athletic Academic Services Staff of the University of Miami Athletic Department is committed to providing the academic support services necessary to facilitate the graduation of student athletes and the nurturing of skills to promote the development of responsible, well-rounded individuals. This mission is fulfilled through our commitment to promote athletics, academics, personal development and career development.



David Wyman (M.S.),
Assistant Athletic
Director of Academic
Services

A 13-year veteran of the office of Athletic Academic Services, David directs all operations of Athletic Academic Services and is the academic liaison to campus offices and departments. He specifically advises senior football and women's golf and women's basketball student-athletes. David earned his baccalaureate (B.S.) degree in Accounting from Florida A&M University and his graduate degree (M.S.) from St. Thomas University in Sports Administration.



Christopher Doell
(M.S.Ed.),
Academic
Advisor/Tutor
Coordinator

Chris serves as advisor to Men's Track & Field/Cross

Country, Women's Rowing and Women's Volleyball, in addition to coordinating the tutorial program for more than 350 student-athletes. Chris earned his Bachelor of Arts in Philosophy from Florida International University and his Master of Science in Education, with a concentration in Sport Administration, from the University of Miami. Chris's wife, Nicole, is a Registered Nurse at the University of Miami.



Allen Augustin,
Academic Advisor

Allen serves as advisor to Men's and Women's Track & Field/Cross Country as well as Freshman Football student-athletes. He earned his

Bachelor of Arts in English Creative Writing and his Master of Science in Communication from Florida State University.



Kelly Pierce
Academic
Advisor/Tutor

Kelly serves as advisor to Men's Basketball and Men's Football. In addition, she coordinates the tutor

program for more than 350 student-athletes. Kelly earned her Bachelor of Science in Education from the University of Miami, majoring in Special Education and English Creative Writing. Prior to joining the 'U' family, she worked as a special education teacher at Coral Gables Senior High.



Barbara Stratton
Learning
Specialist

Barbara serves as the Learning Specialist for over 350 student-athletes, coordinates

the Freshman Academic Success Program (F.A.S.T.), prescribes skill development programs for student athletes with learning challenges and she is the liaison with both the UM Academic Resource Center and professional psychologists for educational testing. Barbara earned her undergraduate degree at Michigan State University and graduate degrees at Boston University, and the University of Southern California in Special Education and Psychology.

Athletic Training



ALANA EICHMAN
ASSISTANT ATHLETIC TRAINER

Alana Eichman is in her first year as an assistant athletic trainer at the University of Miami. She is primarily responsible for the health care of the women's basketball and rowing teams.

Eichman comes to the University of Miami from Orlando, Fla. where she was an athletic trainer with Select Medical Corporation. While working with the Entertainment Cast members at Disney World, her responsibilities included immediate care, recognition, greenroom and show coverage, individual strength and conditioning program design and implementation and providing interventions to members for the previous 18-months.

Before working at Disney World, Alana worked at Ohio University for two and a half years. As an assistant athletic trainer, her coverage responsibilities included women's volleyball, women's basketball, and softball teams. While handling all general athletic training responsibilities, she also served as an approved clinical instructor for CAATE Athletic Trainers Students.

Eichman earned her Bachelor's degree in Science at the University of Central Florida in 2003. She earned her Masters' degree in Administration of Higher Education with a minor in sports management in 2005 from Auburn University, while a graduate-assistant athletic trainer, she primarily assigned to football and the equestrian teams

Hurricane student-athletes receive the very best in state-of-the-art professional medical care. Head Athletic Trainer Scott McGonagle and veteran athletic trainers Kevin Blaske, Megan Rogers, Alana Eichman, Ron LeClair, Scott Brooks, Lisa Sahagun, and Wes Brown work hand-in-hand with a full staff of internists, surgeons, dentists, optometrists and counselors to monitor and provide the best in health care to each student-athlete on a year-round basis.

Nationally respected and renowned in the Miami-Dade medical community, UM's certified athletic trainers serve as the gatekeepers for the health care of Miami's student-athletes. They perform injury rehabilitation, evaluate injuries, perform therapy, use ultrasound and manage and care for wounds.


The University of Miami athletic training room is equipped with the latest in diagnostic and rehabilitative equipment. Computerized testing and a wide range of aerobic conditioning equipment are also available to help design individual rehabilitation programs and help reduce the risk of re-injury. The athletic training room also utilizes Biodex machines to further aid athletes in their rehabilitation.

The University has teamed up with the country's finest physicians to assist in the care of UM athletes. The entire medical staff is on 24-hour call should the need arise for urgent treatment.

Miami also offers a comprehensive program intended to aid and educate student-athletes concerning the problems and dangers associated with the usage of drugs and substance abuse. The program consists of drug education, testing, counseling and rehabilitation.

The University of Miami has also created a major field of study for athletic training. All student trainers at UM are required to participate in the major under the guidance of program director Scott McGonagle. Current UM athletic trainers have a wealth of knowledge in the field and have a combined 40 years of experience between them.


The Hurricane training room is easily accessible to all student-athletes and is centrally located in the Hecht Athletic Center.



SCOTT MCGONAGLE
Director of Athletic Training



MEGAN ROGERS
Assistant Athletic Trainer



WES BROWN
Asst. Athletic Trainer



LISA SAHAGUN
Asst. Athletic Trainer




RON LECLAIR
Asst. Athletic Trainer



SCOTT BROOKS
Asst. Athletic Trainer



BRIAN BOYLS-WHITE
Asst. Athletic Trainer



NAOKI NEGISHI
Asst. Athletic Trainer

Athletic Medical Staff



RICHARD MARIANI, D.D.S.
Dentistry



JOHN URIBE, M.D.
Orthopaedic Consultant



MICHAEL ROBINSON, D.M.D.
Dentistry



CLIFTON PAGE, M.D.
Primary Care Sports Medicine



MARCO LEYTE-VIDAL, D.M.D.
Dentistry



CHRIS MARIANI, D.D.S.
Dentistry



LARRY BROWN, D.D.S.
Dentistry



IRMA REY, M.D.
Internal Medicine



JUAN FERNANDEZ, M.D.
Nephrologist



GEORGE MUNOZ, M.D.
Internal Medicine




DAVID MORRIS, M.D.
Internal Medicine



GILBERT CONCEPCION, M.D.
Cardiovascular Diseases,
Cardiac Electrophysiology



MARIO R. VILLOCH, M.D.
Cardiology



STEPHEN MORRIS, O.D.
Optometry



ELLIOTT GRUSKY, D.C.
Chiropractic



LAWRENCE GRUSKY, D.C.
Chiropractic



DR. LEE KAPLAN, M.D.
TEAM PHYSICIAN

Lee D. Kaplan, M.D., is Chief of UHealth Sports Medicine and Medical Director for the Florida Marlins Baseball Team. Dr. Kaplan earned an undergraduate degree from Johns Hopkins University and a medical degree from George Washington University. Dr. Kaplan completed his residency at the University of Miami/Jackson Memorial Hospital in Orthopaedic Surgery. He completed a sports medicine/shoulder fellowship and a clinical instructor sports medicine and research fellowship at the University of Pittsburgh. Prior to joining the UM Miller School of Medicine Orthopaedics team, Dr. Kaplan served concurrently as Assistant Professor of Orthopaedics & Rehabilitation and Affiliate Assistant Professor of Biomedical Engineering at the University of Wisconsin-Madison School of Medicine.



DR. BRYSON LESNIAK, M.D.
TEAM PHYSICIAN

Bryson Lesniak, M.D., is in his first year working with the University of Miami athletic teams. Lesniak joined the University of Miami Miller School of Medicine Orthopaedics team in the summer of 2009. He received his undergraduate degree from the Pennsylvania State University and his M.D. from the University of Cincinnati in Ohio. Post-residency, Dr. Lesniak returned to his hometown of Pittsburgh, Pennsylvania to complete an Orthopaedic Surgery Sports Fellowship at the University of Pittsburgh Medical Center. Lesniak completed his residency in Orthopaedics at the University of Michigan in 2008.

Strength & Conditioning



ANDREW KLICH
ASSISTANT STRENGTH & CONDITIONING COACH

The strength & conditioning program for the University of Miami's women's basketball team is under the guidance of assistant strength & conditioning coach Andrew Klich. Klich, who is in his fifth year with the Hurricanes, also oversees the women's track & field and swimming & diving programs for Miami.

He came to UM after serving a year as a graduate assistant strength & conditioning coach at the North Carolina, where he worked with the Tar Heel women's basketball and football teams.

In 2002, he served a year as the assistant nutrition coordinator of the University of Connecticut, and prior to that worked as the performance coach at ASK Fitness from 1996-2002. While working towards his degree in human performance from UConn, Klich worked as a student athletic trainer from 1994-96.

A member of the National Strength & Conditioning Association, Klich is also a certified United States Olympic Weightlifting Coach.

The Hurricane strength & conditioning program operates under the guidance of head strength & conditioning coach Andreu Swasey. Known for his enthusiastic approach to weight training and for developing year-round sport-specific programs for each student-athlete, Swasey along with assistant strength coaches Mac Calloway, Cols Colas, Jimmy Goins, Victor Ishmael and Andrew Klich, assures that Hurricane student-athletes are given the personalized instruction and tools to reach their full physical potential.

The goal of Miami's strength & conditioning program is to minimize injury risk and enhance all physical parameters, including strength, speed, power, flexibility and cardiovascular endurance.



To help achieve this goal, the University added a \$4.9 million weight room. The 12,000-square foot state-of-the-art facility houses 20 custom-designed weight lifting stations, 17 cardiovascular machines, a stretching station, a dumbbell and rehab station and over 44,000 pounds of weights.

Each year when freshmen athletes report, baseline data is collected and a weight-training program is designed. Under the guidance of the strength staff, each student-athlete's progress is closely monitored and documented.

UM athletes also have the use of the track at Cobb Stadium. Known as one of the nation's top training tracks, it allows Hurricane student-athletes the opportunity to work on all facets of speed training.

This is Miami Women's Basketball

Strength & Conditioning



The U

Compliance

Dear Prospective Student-Athlete:

As a prospective student-athlete, you may have the athletic potential to play college basketball at the Division I level. If so, you probably will be exposed to an enormous amount of recruitment activities from universities throughout the country.

During the recruitment process, coaches will reference various NCAA rules and regulations. The rules are designed for to ease the pressures on prospective student-athletes and to level the playing field so that all universities operate within the same guidelines.

During the recruiting process you may have the following questions:

- When and how often can I visit an institution's campus?
- When, where and how often can a coach telephone me?
- How many times can a coach observe me in practice and/or competition?
- What academic criteria must I meet to be eligible to play Division I college basketball?

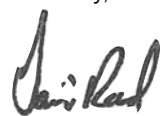
The answers to these questions and more can be obtained from the University of Miami Compliance Office or the NCAA by requesting the NCAA Guide for the College-Bound Student-Athlete. The guide may be provided to a prospective student-athlete at any time. The guide addresses issues related to Divisions I, II and III academic eligibility, financial aid, recruitment and more.

To receive a copy of the guide call the NCAA Hotline at 1-800-638-3731 or request it from the University of Miami coach who is recruiting you.

Please remember that since violations of NCAA rules during your recruitment could jeopardize your athletic eligibility, it is important for you and your parents to be informed and to ask questions throughout the recruiting process.

Best of luck and GO CANES!

Sincerely,



David Reed
Assistant Athletic Director for Compliance

A DIVISION I INSTITUTION MAY PROVIDE A RECRUIT WITH THE FOLLOWING PRINTED MATERIALS:

- General correspondence, including letters, U.S. Postal Service postcards and institutional note cards;
- Game programs, which may not include posters, and one Student-Athlete Handbook;
- NCAA educational information;
- Pre-enrollment information subsequent to signing a National Letter of Intent with the university;
- One athletic publication (e.g., media guide or recruiting brochure);
- Official academic, admissions and student services publications published or videos produced by the institution and available to all students;
- Schedule and business cards;
- Questionnaires which may be provided prior to your junior year; and
- Camp brochures which may be provided prior to your junior year.

Who is a Prospective Student-Athlete (Prospect)?

You are a prospect if you have started classes for the ninth grade. Before the ninth grade, you may become a prospect if a university provides you (or your family or friends) any financial aid or other benefit that is not usually provided to prospective student-athletes.

You are no longer a prospect if you have done any of the following:

(1) Officially register and enroll in a minimum full-time program of studies and have attended classes in any four-year collegiate institution's regular academic year (excluding summer); or (2) Participated in a regular squad practice or competition at a four-year collegiate institution that occurs before the

beginning of any term; or (3) Officially register and enrolled and attend classes during the summer prior to initial enrollment and receive institutional athletics aid.

How do I know if I'm being recruited?

A coach is recruiting you if they try to convince you directly, or through your family, to attend their school and participate in intercollegiate athletics. There are several ways to be recruited: (1) a coach may provide you with an official paid visit to view the campus, (2) a coach may arrange an in-person, off-campus meeting with you (or your family), or (3) a coach or staff member may call you (or your family) on more than one occasion for the purpose of recruitment.

Coaches and authorized institutional staff members are the only individuals who may recruit you. Representatives of athletic interests (boosters) may not call, write or make in-person contact with you anywhere for the purpose of recruiting you to a university and participating in athletics.

When can a coach contact me? Off Campus Contact

In the sport of basketball, a coach can arrange a face-to-face meeting with you, off the University's campus, beginning the first day of classes of your senior year.

In all other sports, a coach can arrange a face-to-face meeting with you, off the University's campus, beginning July 1 after your junior year.

Telephone Calls

In all sports other than football and basketball, a coach may call a prospect one time per week after July 1 following the completion of the prospect's junior year in high school.

In the sport of football, a coach may initiate one telephone call to a prospect between April 15th and May 31st of the prospect's junior year. Additional calls are not permitted

This is Miami Women's Basketball

Compliance

prior to September 1st of the beginning of the prospect's senior year in high school.

In the sport of men's basketball, coaches may make one telephone call per month from June 15 of the prospect's sophomore year through July 31 of the junior year. Beginning August 1 of the senior year a coach may make two telephone calls per week. Only one call per week may be made to a two-year or four-year college prospect.

In the sport of women's basketball, coaches may make one telephone call per month during the months of April (on or after the Thursday after the conclusion of the NCAA Division I Final Four) and May of the prospect's junior year in high school, one telephone call between June 1 and June 20 and one telephone call between June 21 and June 30 of the prospect's junior year in high school. Three telephone calls to a prospect are permitted during the month of July, with no more than one call per week.

In the following circumstances unlimited calls to a prospect are permitted: (1) during the five days immediately preceding an official visit to the University of Miami, (2) on the initial date for signing the National Letter of Intent and the two days following the signing date, and (3) on the day of a coach's off-campus contact with a prospect

For all sports, coaches may receive telephone calls placed by a prospect at the prospect's expense at anytime, including before July 1 following the prospect's junior year in high school.

Letters

In sports other than men's basketball, letters and recruiting information may be sent to you starting September 1 at the beginning of your junior year in high school. In men's basketball, recruiting materials may be provided starting June 15 at the conclusion of the prospect's sophomore year.

What is a Contact?

A contact is any face-to-face encounter between a prospect or the prospect's parent(s) or legal guardian and an institutional staff member or athletic representative during which any dialogue occurs in excess of an exchange of a greeting. NOTE: At the Division I level, athletic representatives (boosters) may not contact you for the purpose of recruiting.

What can a school offer me to attend their University?

You (or your family) may not receive any benefit, inducement or arrangements such as cash, clothing, cars, gifts or loans to encourage you to sign a National Letter of Intent or to attend a NCAA school.

A University may offer you a one-year scholarship that covers room and board, tuition and fees, and required course-related books, or any part of these. The institution can recommend that this aid is renewed each year, as is the general practice at the University of Miami but this renewal is not guaranteed. In addition, they can offer you quality academic and medical support, as well as the opportunity to compete for one of the nation's top programs.

What can I do during this process?

Enjoy your high school years and work hard both in the classroom and in your sport. At the beginning of your junior year you should sign up for the NCAA Clearinghouse. Your high school guidance office can provide you with the information to register.

COMPLIANCE CONTACT INFORMATION

NCAA
P.O. Box 6222
Indianapolis, IN 46206
(317) 917-6222
(800) 638-3731
www.ncaa.org

OFFICE OF ATHLETIC COMPLIANCE

David Reed, Jamie Israel, Karen Kelly, Chris Davis, Steve Shults, and Debbie Foley form one of the nation's most comprehensive compliance departments. They work closely with the Hurricanes athletic department to ensure full compliance with institutional, Atlantic Coast Conference and NCAA rules and regulations.



David Reed, Assistant Athletic Director for Compliance

David Reed oversees the Compliance office and is the lead person on all NCAA Compliance initiatives. An eleven year veteran to NCAA Compliance, Reed has held

Compliance positions at Marshall University and University of Pittsburgh. He also served as a Compliance intern at both the University of Cincinnati and Xavier University.



Jamie Israel, Director of Compliance

Jamie is responsible for all aspects of compliance related to housing and financial aid, including the National Letter of Intent. He is also responsible for monitoring playing and practice seasons, coordinating benefits and awards, assisting

with rules education, and serving as a contact for the UM agent program. He is a graduate of the University of Miami and earned a Juris Doctor from Emory University. Jamie came to UM from Florida Atlantic University where he taught courses in Sports and Business Law.



Karen Kelly, Assistant Compliance Director

Karen Kelly comes to the University of Miami from Florida Atlantic University where she was the Director of Compliance. Karen received her Masters Degree in

Sports Administration from Temple University, and before that earned her Bachelors Degree in Communications from the New York Institute of Technology.



Steve Shults, Compliance Specialist

Steven Shults recently completed his Masters Degree in Sports Administration from Marshall University, where he also worked as a Graduate Assistant in Compliance.

Prior to that, Steve earned his Bachelors Degree in Coaching and

Sports Administration at the University of Connecticut where he was a Football Student Manager.



Chris Davis, Compliance Intern

Chris Davis is currently a third year law student at the University of Miami. He came to Miami from Brigham Young University where he graduated with a Bachelors Degree in Corporate Finance.



Debbie Foley, Administrative Assistant

Debbie assists the Senior Associate Athletic Director and the Assistance Athletic Director for Compliance with all administrative tasks and duties. Debbie is a student at the University of Miami. She is married and the mother of three children.

This is Miami Women's Basketball

Athletic Administration



TONY HERNANDEZ
Senior Associate
Athletic Director



CONNIE NICKEL
Associate Athletic
Director for Internal
Operations/SWA



JIM FREVOLA
Associate Athletic
Director/External
Operations



LINDSEY WILLIAMS
Associate Athletic
Director for
Development



DAWN REYNOLDS
Associate Athletic
Director/Business
Operations



ERIK BOOK
Assistant Athletic
Director/Ticket
Operations



JEREMY GERSON
Assistant Athletic
Director/Fan
Development and
Strategic Marketing



BEN CREED
Assistant Athletic
Director/Ticket Sales



AMY FERGUSON
Assistant Athletic
Director for
Development



FACULTY ATHLETIC REPRESENTATIVE DR. CLYDE B. MCCOY

Clyde B. McCoy, Ph.D. has served the University of Miami and the Miller School of Medicine in many and varying capacities for more than thirty five years.

In this role as Faculty Athletic

Representative, Dr. McCoy is responsible for ensuring academic integrity, facilitating institutional control of intercollegiate athletics and enhancing the student-athlete experience, as well as representing the University to the NCAA, the ACC and other organizations involving student athletics. He now serves in the new administrative cabinet of the NCAA. Within the ACC, he is the voting delegate representing the University of Miami and therefore part of the governing body of the Conference and will continue to serve as an officer on the executive committee for the next two years including his current role as president of the conference, which includes chairing the business meetings as well as hosting the ACC for one of its annual meetings.

Dr. McCoy has established drug education, testing and treatment programs that serve as a model for colleges and universities throughout the United States.

During his tenure at the University he has established a successful career and international reputation in research, teaching and administration. Dr. McCoy was the inaugural recipient of the Senator Jim King Leadership award by the State of Florida. He has been honored as a Distinguished Alumni at the University of Cincinnati, and at his high school, Norview, where he will be inducted into the Wall of Honor this year, and Most Outstanding Faculty Athletic Representative by the American Football Foundation and is proud to be a member of University of Miami's Iron Arrow and Phi Beta Delta, Honor Society for International Scholars.

Head Coaches



RANDY ABLEMAN
Men's & Women's
Diving



LELA CANNON
Women's Golf



ANDREW CARTER
Rowing



AMY DEEM
Men's & Women's Track
& Field/Cross Country



FRANK HAITH
Men's Basketball



**NICOLE LANTAGNE
WELCH**
Women's Volleyball




KATIE MEIER
Women's Basketball



JIM MORRIS
Baseball



MARIO RINCON
Men's Tennis



RANDY SHANNON
Football



**CHRISTIE
SHEFCHUNAS**
Women's Swimming



TRICIA TALIAFERRO
Women's Soccer



**PAIGE YAROSHUK-
TEWS**
Women's Tennis

This is Miami Women's Basketball

Support Staff



LINDSAY BOHLEN
Sr. Accountant
Assistant



JEFF BOTT
Assistant Director
for Business
Operations



RYAN BUCHER
Events Manager



LEE BUTLER
Assistant Director
of Events



**STEVE
CALDWELL**
Team Chaplin



CHRIS COHEN
Director of
Development for
Major Gifts



**STEWART
CRAMER**
Video Coordinator



**SARAI
CRANE-OSUNA**
Manager of Donor
Relations



CRYSTAL DEMPS
Administrative
Assistant



**RODOLFO
FIGUEROA**
Sr. Maintenance
Mechanic



MICHELE FRANIA
Accountant



SETH HEITMEYER
Supervisor,
Building Facilities



**KARA
KANTROWITZ**
Account Executive



ALEX KELLEY
Assistant Director
of Athletics
Marketing



MARCY LANOUE
Assistant Director
of Ticket
Operations



DOROTHY LEWIS
Assistant Director
for Business
Operations



MAX LORBER
Assistant Director of
Athletics Marketing



BRAD MATTHEWS
Account Executive



RALPH NOGUERAS
Assistant Equipment
Manager



CHRIS PARASKIS
Assistant Equipment
Manager



SAL SANDATE
Assistant Director of
Development for
Major Gifts



**MEREDITH
SCARLATA**
Sr. Business
Manager



DAVID SIETSMAN
Account Executive



SIOBHAN SMITH
Account Executive



**JASON
SPITULNIK**
Athletics
Videographer



IRA STANLEY
Director of Athletic
Facilities and
Operations



TROY TAYLOR
Sr. Accountant




**JONATHAN
TIMBAS**
Account Executive



TYLER WESSEL
Assistant Director
of Events

This is Miami Women's Basketball

Athletic Success



BRITTNEY STEINBRUCH

2007 Freshman All-American
2007 ACC Freshman of the Year
2007 First-Team All-ACC



TI'ERRA BROWN

Two-Time All-American
2009 National Runner-Up
2008 All-ACC Performer



SHENISE JOHNSON

2009 ACC All-Freshman
2009 ACC Honorable Mention



LANE CARICO

2008 All-America honorable mention
2008 East Region Freshman of the Year
2008 All-East Region Performer
2008 ACC Freshman of the Year
2008 Second Team All-ACC



CHRIS HERNANDEZ

2008 National Freshman of the Year
2008 All-American
Two-time All-ACC Performer

Athletic Success



SEAN SPENCE

2008 ACC Defensive Rookie of the Year
2008 Freshman All-American



LAURA VALLVERDU

Three-Time All-American
2009 NCAA Singles Championship Runner-up
Three-Time All-ACC Performer

THE UNIVERSITY OF MIAMI ATHLETIC DEPARTMENT MISSION STATEMENT

The Department of Intercollegiate Athletics of the University of Miami exists that, through its programs, student-athletes have the opportunity to achieve their full potential academically and athletically, and that the University and its constituents benefit from their being represented by students engaged in intercollegiate competition.

The University of Miami Department of Intercollegiate Athletics is committed:

- 1) To meet the obligations of the mission of the University of Miami.
- 2) To provide the opportunity for student-athletes to seek and achieve their potential through growth and development academically and athletically.
- 3) To provide through leadership, thoughtful guidance and quality programs, a positive environment for athletic excellence and achievement while developing leaders in their fields, in the classroom and for our community.
- 4) To support through its resources the academic objectives of its student-athletes, and to ensure their progress toward the goal of the academic degree which each seeks.
- 5) To provide and support athletic programs at the highest level of competition.
- 6) To recruit student-athletes of academic quality, good character and high athletic ability.
- 7) To comply with the rules and policies of all governing bodies and the University of Miami.
- 8) To provide equitable opportunities regardless of gender, race or creed.
- 9) To represent the University, its Board of Trustees, administration, faculty, students, staff, alumni and friends appropriately.
- 10) To develop the values of leadership, teamwork, discipline, sportsmanship and integrity among its student-athletes and staff.



REUBEN ROSS

Seven-Time All-American
Two-Time ACC Men's Diver of the Year
2008 NCAA National Champion



BRITTANY VIOLA

2009 U.S. Diving Team Captain
2009 ACC Championships Most Valuable Diver
Three-Time All-American
2008 NCAA National Champion

Hurricane Traditions



Sunsations



Sebastian the Ibis

The Hurricanes

It began in controversy. Some reports say the players on the 1927 football team held a team meeting to select Hurricanes, hoping they would sweep away opponents just as the devastating storm did on September 16, 1926. Another version holds that Jack Bell, a columnist for the old Miami News, asked end Porter Norris of the 1926 team what the team should be called. Told that the local dignitaries and University officials wanted to name the team for a local flora or fauna, Norris said the players wouldn't stand for it and suggested "Hurricanes" since the opening game had been postponed by such a storm.

Orange, Green and White

UM's school colors were selected in 1926. The colors of the Florida orange tree represent UM. Orange symbolizes the fruit of the tree, green represents the leaves and white, the blossoms.

The U

In 1973, UM's Athletic Federation, the fund-raising arm of the athletic department at the time, commissioned a local public relations expert to develop a distinctive logo. The University had gone several years with a variety of helmet and uniform changes and the Federation noted that a number of major colleges have the initials UM. Miami designer Bill Bodenhamer suggested the "U" idea, which lent itself to distinctive logos for each sport as well as slogans like "U gotta believe" and "U is great."

Sebastian the Ibis

Folklore maintains that the Ibis, a symbol of knowledge found in the Everglades and Egypt, is the last sign of wildlife to take shelter before a hurricane and the first to reappear after the storm. The local marsh bird was consid-

ered UM's first unofficial mascot when the school yearbook adopted the name "Ibis" in 1926. Its popularity grew among the students during the 1950s. In 1957, San Sebastian Hall, a residence hall on campus, sponsored an Ibis entry in the homecoming celebration. The next year, student John Stormont performed at games in an Ibis costume that was glued, sewn and pinned together and was the forerunner of today's bird. The Ibis has become one of the most recognizable college mascots in the United States.

The "Smoke"

The traditional Hurricane "smoke" entrance in the Orange Bowl began in the 1950s. In an attempt to increase fan interest, UM transportation director Bob Nalette came up with the idea of using fire extinguishers to produce the now-famous smoke that the Hurricanes run through as they enter the field. In his spare time almost 50 years ago, Nalette welded a pipe together that even today billows smoke from the top of the Hurricanes' entrance tunnel. The original setup included flashing lights, two large hurricane flags and a tape of a hurricane being blasted over the loud speaker. The flags and lights are now gone but the smoke and sound track still remain.

Cheerleaders

The University of Miami cheerleaders are the catalyst for school spirit. Along with cheering at both home and away athletic contests, the squads are a strong public relations arm for the University. The University of Miami has two squads: Co-Ed and All Girl. Under the direction of coaches Monica and

Joe Sanchez, both former Miami cheerleaders, the co-ed cheer squad is consistently rated among the nation's top squads. The All-Girl Squad is under the direction of former Miami cheerleader Beverly Hew.

Sunsations

Now in their 23rd year of entertaining fans, the University of Miami Sunsations dance team is a squad of enthusiastic and talented performers. Their reputation for excellence has grown both locally and nationally. The Sunsations, coached by former member Kristine Stephenson, perform at many charitable and community service events in addition to Hurricane football and basketball games.

Band of the Hour


The University of Miami Band of the Hour has been in existence since 1933. The Band of the Hour is the largest and most spirited student organization on the UM campus and draws its membership from the entire student body, representing every state and most majors. Along with activities related to Hurricane football, the Band of the Hour has performed in national television variety shows, three major motion pictures, a national television commercial and the St. Patrick's Day Parade in Dublin, Ireland. The 2009-2010 Band of the Hour is led on the field by student drum majors Stephanie Gust, Jeffrey Lawson, and Brad Newman. The Director of the Band of the Hour is Thomas Keck.



Sunsations



It's all about the U.



Cheerleaders



This is Miami Women's Basketball

ACC "Tradition of Excellence"



TRADITION

Consistency. It is the mark of true excellence in any endeavor. However, in today's intercollegiate athletics, competition has become so balanced and so competitive that it is virtually impossible to maintain a high level of consistency. Yet the Atlantic Coast Conference has defied the odds. Now in its 56th year of competition, the ACC has long enjoyed the reputation as one of the strongest and most competitive intercollegiate conferences in the nation. And that is not mere conjecture, the numbers support it.

Since the league's inception in 1953, ACC schools have captured 109 national championships, including 60 in women's competition and 53 in men's. In addition, NCAA individual titles have gone to ACC student-athletes 160 times in men's competition and 91 times in women's action.

If success is best measured in terms of wins and losses, then the ACC is unrivaled in NCAA annals. With North Carolina's victory over Illinois in the 2005 NCAA title game, ACC teams have captured 10 NCAA basketball championships, including six over the last 18 years.

No conference has posted a better NCAA Tournament record than the ACC since the NCAA's inaugural tournament in 1939. With an impressive 85-43 mark over the past 10 years, ACC teams have posted an NCAA Tournament-best mark of 329-164 for a sterling .667 winning percentage against the nation's toughest competition.

In the 24 years of the current 64-team field, the ACC has produced 22 Final Four teams, an average of almost one per year and five more than any other conference.

Since the 1985 NCAA Tournament when the field was expanded to 64 teams, ACC teams have been even more impressive compiling a 233-115 (.670) NCAA record, including 63 "Sweet 16" appearances and 22 Final Four berths — all NCAA Tournament bests. Since 1985, 63 of the 120 ACC teams receiving NCAA berths have won at least two NCAA Tournament games.

Following their title run in 2005, North Carolina's Tar Heels lead all ACC schools with four NCAA basketball championships to their credit. Duke has claimed three national titles, NC State two and Maryland one. The Tar Heels have captured NCAA titles in 1957, 1982, 1993 and 2005 while the Blue Devils won their third title in 2001, following back-to-back championships in 1991 and 1992. The Wolfpack walked away with the coveted crown in 1974 and 1983 while the Terps claimed the 2002 national title.

The ACC has 10 or more NCAA Tournament wins in four of the last eight years and 13 times overall and the league has not posted a losing record in NCAA Tournament play since 1987. The conference's 19-year non-losing streak in NCAA Tournament play is tops among all conferences.

Since 1981, the ACC has produced 37 consensus All-Americans - 17 more than any other conference and has accounted for 25 percent of the nation's consensus All-Americans (37-of-146).

Seven of the last 12 and nine of the last 16 consensus National Players of the Year have come from the ACC. Since 1975, the ACC has had 16 consensus national players of the year — 13 more than any other conference. Nine of the ACC's 16 National Players of the Year were unanimous selections.

A year ago the ACC led all conferences with 53 players on NBA rosters. In addition, over the past three years 33 ACC players have made their NBA debuts, including 15 in 2006, eight in 2007 and 10 last year.

This past June the ACC had four players selected in the annual NBA draft. The ACC has had the most, or tied for the most, first round draft picks in four of the past seven years and in 10 of the last 16. Since 1986, the ACC has had 89 first round selections (17 more than any other conference) and has had at least one first round selection in 20 consecutive NBA drafts.

In 2007, the ACC became the first conference in NCAA history to have 10 teams finish the season with 20 or more wins. In addition, 10 ACC teams took part in post-

season play, including an ACC record seven NCAA Tournament teams.

For the first time in league history, the ACC surpassed the 2.4 million mark in attendance in 2006-07. The 12 league schools totaled 2,435,441 over 213 regular season games and six ACC Tournament sessions.

For the third consecutive year, the ACC surpassed the 2.2 million mark in basketball attendance in 2008, with the 12 league teams totaling 2,355,822 over 203 regular-season games and six tournament sessions.

The stature of ACC basketball is no where more clearly defined than by the league's regional and national television exposure. A record-setting 285 television appearances involving ACC teams, highlight the 2007-08 basketball schedule, including 162 appearances on national television networks.

THE CHAMPIONSHIPS

The conference will conduct championship competition in 25 sports during the 2008-09 academic year — 12 for men and 13 for women.

The first ACC championship was held in swimming on February 25, 1954. The conference did not conduct championships in cross country, wrestling or tennis during the first year.

The 12 sports for men include football, cross country, soccer, basketball, swimming, indoor and outdoor track, wrestling, baseball, tennis, golf and lacrosse. Fencing, which was started in 1971, was discontinued in 1981.

Championships for women are currently conducted in cross country, volleyball, field hockey, soccer, basketball, swimming, indoor and outdoor track, tennis, golf, lacrosse, softball and rowing.

A HISTORY

The Atlantic Coast Conference was founded on May 8, 1953, at the Sedgefield Inn near Greensboro, N.C., with seven charter members - Clemson, Duke, Maryland, North Carolina, North Carolina State, South Carolina and Wake Forest — drawing up the conference by-laws.

The withdrawal of seven schools from the Southern Conference came early on the morning of May 8, 1953, during the Southern Conference's annual spring meeting. On June 14, 1953, the seven members met in Raleigh, N.C., where a set of bylaws was adopted and the name became officially the Atlantic Coast Conference.

Suggestions from fans for the name of the new conference appeared in the region's newspapers prior to the meeting in Raleigh. Some of the names suggested were: Dixie, Mid South, Mid Atlantic, East Coast, Seaboard, Colonial, Tobacco, Blue-Gray, Piedmont, Southern Seven and the Shoreline.

Duke's Eddie Cameron recommended that the name of the conference be the Atlantic Coast Conference, and the motion was passed unanimously. The meeting concluded with each member institution assessed \$200.00 to pay for conference expenses.

On December 4, 1953, conference officials met again at Sedgefield and officially admitted the University of Virginia as the league's eighth member. The first, and only, withdrawal of a school from the ACC came on June 30, 1971, when the University of South Carolina tendered its resignation.

The ACC operated with seven members until April 3, 1978, when Georgia Tech was admitted. The Atlanta school had withdrawn from the Southeastern Conference in January of 1964.

The ACC expanded to nine members on July 1, 1991, with the addition of Florida State, and then expanded to 11 members on July 1, 2004, with the addition of the University of Miami and Virginia Tech. On October 17, 2003, Boston College accepted an invitation to become the league's 12th member starting with the 2005-06 academic year.



This is Miami Women's Basketball

Basketball Facilities



Locker room



Locker room

BANKUNITED CENTER FACTS

Location Walsh Avenue and Dauer Drive
across from University Metro Rail
Cost \$48 million
Square Footage 200,000 square feet
Seating Capacity 7,000 permanent seats
with 26 executive suites

Executive Suites Each suite includes 12
seats, four bar stools,
lounge area, television, phone,
pantry with sink and refrigerator.

Amenities Administrative offices for
men's and women's basketball,
carpeted locker rooms, weight room,
player lounge areas, banquet facilities,
private suites and convention space.

BANKUNITED CENTER FIRSTS

First Game Jan. 15, 2003
Boston College 79, Miami 61

Field Goal Attempt
19:58 (Brienne Stepherson, BC)
19:39 (Shaquana Wilkins, UM)

Field Goal 18:37 (Kim Mackie, BC)
14:46 (Chanivia Broussard, UM)

3-Point Field Goal
13:54 (Jessalyn Deveny, BC)
13:42, Second Half (Meghan Saake, UM)

Free Throw
16:08 (Brienne Stepherson, BC)
1:04 (Tamara James, UM)

Rebound 19:55 (Team Offensive, BC)
19:47 (Defensive, Tamara James, UM)
Assist 18:37 (Amber Jacobs, BC)
14:46 (Melissa Knight, UM)
Steal 18:14 (Jessalyn Deveny, BC)
17:33 (Yalonda McCormick, UM)
Block 19:58 (Meghan Saake, UM)

BANKUNITED CENTER TOP 10 ATTENDED GAMES FOR WOMEN'S BASKETBALL

1. Connecticut (2/19/03) 4,973
2. Santa Clara (11/29/08) 3,777
3. Florida Atlantic (11/9/07) 2,897
4. Wisconsin-Milwaukee (11/13/06) 2,565
5. Clemson (1/5/09) 2,406
6. Notre Dame (1/28/04) 2,365
7. Coppin State (1/2/05) 2,174
8. Georgia Tech (2/26/06) 1,948
9. North Carolina (1/9/06) 1,836
10. Boston College* (1/15/03) 1,724

*First game played at the BankUnited Center



Executive Suite



The BankUnited Center



Executive Suite


This is Miami Women's Basketball

Basketball Facilities

 **BankUnited**
C E N T E R



Training room



Weight room



Weight room



UM vs. UCONN first game 2003



Women basketball lounge

The U

This is Miami Women's Basketball

Basketball Facilities



Fieldhouse courts



Fieldhouse



This is Miami Women's Basketball

Basketball Facilities



Fieldhouse



Fieldhouse courts

'Canes in the Community



The women's basketball team helped build a home with Habitat for Humanity.



Sebastian and the Hurricanes' celebrate Edith's 100 year birthday.

At the University of Miami, our student-athletes, coaches and staff take great pride in giving back to the community. The Hurricanes are dedicated to the improvement of our community with a special focus on the children of South Florida. Through volunteering, student-athletes have the opportunity to serve the community and be positive role models to youth.

As an educational institution, we want to instill the importance of education and hard work into our youth through examples of leadership and dedication to our community and its members.

Through community service projects, student-athlete and staff appearances, contributions and fund-raising events, it is our goal to build a partnership with our community that will assist us in our goal of enhancing the quality of life for South Florida's youth.


The University of Miami has a number of different programs for student-athletes to become involved.

Hurricanes Speakers Bureau: Student-athletes, coaches and staff take time to speak to groups about developing a positive, winning lifestyle.

Join-a-Team, Not-a-Gang: Its purpose is to encourage area youth to seek positive alternatives to gangs.

Future Canes Program: Exposes at-risk youth, disabled persons and disadvantaged children to a university atmosphere and Hurricane athletic events.

Canes on Patrol: Student-athletes are given an inside look at police work riding with Broward County Sheriffs and assisting in their patrols.



Katie Meier works on a Habitat for Humanity house.



Ashley Sours and former Hurricane LaToya Drake giving the "U" with elementary students.



Shenise Johnson and former Hurricane Lamese James visit West Laboratory School.

Canes in the Community

LIFE SKILLS AT MIAMI

The University of Miami is committed to a program that provides educational experience and services in order to develop well-balanced lifestyles for student-athletes; encourage growth in decision making, planning and fulfillment of career and life goals; and to enhance the quality of the student-athlete experience. In the process of achieving this mission, the Life Skills Program will:

- **Support the efforts of every student-athlete toward graduation**
- **Use athletics as a preparation for success in life**
- **Meet the changing needs of student-athletes**
- **Enhance interpersonal relationships in the lives of student athletes**
- **Assist student-athletes to build self esteem**
- **Enable student-athletes to make meaningful contributions to their communities**
- **Promote ownership by the student-athlete of his/her academic, athletic, personal and social responsibilities**
- **Enhance partnerships between the athletic department, other campus departments and the community for the purpose of education**

Athletic Department staff work closely with the University's Counseling Center, Health Center, Wellness Center, Dean of Students and Volunteer Services to provide services for our student-athletes. We also use numerous resources from the South Florida Community for our programming. The Personal Development Component of our Life Skills Program provides student-athletes opportunities to focus on personal growth and developing healthy lifestyles.



Sebastian the Ibis joins the Hurricanes teams at many community functions.



Tamara James Clinic



Girls high school and club teams often attend Miami basketball games.



Katie Meier joined head coaches from around the country and raised money for cancer research at the Kay Yow Golf Classic benefit.



President Donna Shalala and members of the Hurricane women's basketball and volleyball teams, teamed up for Habitat for Humanity.

This is Miami Women's Basketball

The University of Miami



School of Architecture



The University of Miami is one of the largest, most comprehensive private research universities in the southeastern United States, with a well-earned reputation for academic excellence. More than 15,000 undergraduate and graduate students from every state and 110 nations around the world call UM home during the academic semesters. The University has grown from its main location in the city of Coral Gables to the Leonard M. Miller School of Medicine campus located in Downtown Miami, the Rosenstiel School of Marine and Atmospheric Science on Virginia Key, the John J. Koube Center in Little Havana, the James L. Knight Center in downtown Miami, and the South and Richmond campuses in southwest Miami-Dade County. With more than 10,000 full- and part-time faculty and staff, UM is one of the largest private employers in Miami-Dade County.

Enrollment: Total enrollment for the 2008-09 academic year was 15,323 students. Of that number, 10,008 were undergraduate students, 4,901 were graduate students. During the 2007-2008 academic year, the University awarded 2,445 bachelors, 989 master's, 380 J.D.'s, 150 M.D.'s, 116 Ph.D.'s, and 57 other doctorates.

New Freshman Standings: 46% of new freshmen graduated in the top 5 percent of their high school class. Almost two-thirds graduated in the top 10 percent of their high school class. Mean SAT was 1282.

International Students: The University continues to attract students from South Florida, as well as from other parts of the nation and around the world. It was one of the country's first universities to have an organized international recruitment program. The University of Miami sends representatives worldwide to seek qualified students. Students come from 110 foreign countries, the 50 states, three territories and the District of Columbia.

Honors Program/Honor Societies: Approximately 940 students participate in the Honors Program. UM has 54 academic honor societies, including Phi Beta Kappa.

Research: Research and sponsored program expenditures totaled \$326 million (FY 08). According to the National Science Foundation, UM ranked 66th of all universities in expenditures of federal funds for research and development (FY 07).

Budget: The budget for 2008-09 was \$2.1 billion, with \$1.4 billion projected for the medical campus. At the end of FY 08, the endowment for the University was \$736 million.

Development: In FY 08, contributions reached \$200.5 million in total private cash, gifts, and grants, and in FY 07, UM ranked 34th among all U.S. institutions in this category. In January 2006, UM increased the goal of its Momentum Campaign to \$1.25 billion and raised \$1.4 billion by the close of the campaign in December 2007 to support scholarships, chairs, interdisciplinary centers and research initiatives.

A World-Class Student Body

Enrollment at the University of Miami continues to experience tremendous growth.

The student body also has become more diverse. For fall 2008, Hispanics accounted for 28 percent and African-Americans for 10 percent, while Asian students accounted for 7 percent of all undergraduate students.

For fall 2008, women accounted for approximately 50 percent of the new freshman class, 53 percent of all undergraduates and 49 percent of the graduate and professional students.

Education outside the traditional classroom is an important part of student life at the University of Miami. The University has over 80 programs offered in more than 33 countries on a full academic year, semester, or summer basis as well as UM faculty-led programs during intercession, spring break and summer.

Campuses and Schools

Coral Gables Campus: The Coral Gables campus, with its two colleges and seven schools, is located on a 230-acre tract in suburban Coral Gables.

Medical Campus: The University of Miami Leonard M. Miller School of Medicine campus consists of 68 acres within the 153-acre University of Miami/Jackson Memorial Medical Center complex. The medical center includes three University-owned hospitals that make up the University of Miami Health System (UHealth): the University of Miami Hospital, Sylvester Comprehensive Cancer Center and Anne Bates Leach Eye Hospital, home to the top-ranked Bascom Palmer Eye Institute which was ranked the number one

eye hospital in the country for the fifth year in a row in the 2008 annual survey of "America's Best Hospitals" published in U.S. News & World Report; three other programs also ranked among the best. Our primary affiliated hospitals on the medical campus include Jackson Memorial Hospital, Holtz Children's Hospital and the Miami VA Medical Center. Miller School of Medicine faculty conduct more than 1,700 research projects in basic science and clinical care in facilities totaling more than 500,000 square feet of research space. The Biomedical Research Building and a two-story wet lab building are scheduled to be completed in 2009, adding 200,000 square feet of research space. Plans are underway to build the UM Life Science Park on 2 million square feet of space adjacent to the medical campus.

Rosenstiel Campus: The Rosenstiel School of Marine and Atmospheric Science is located on an 18-acre waterfront campus on Virginia Key in Biscayne Bay.

South Campus: The south campus, located ten miles southwest of Coral Gables, is on a 136-acre site used for conducting research and development projects.

Richmond Campus: The Richmond campus, established in 2001, is a 76-acre site near south campus. Research facilities for the Rosenstiel School's Center for Southeastern Tropical Advanced Remote Sensing (CSTARS) and Richmond Satellite Operations Center (RSOC) are located on a portion of the new campus.

Accreditation: Southern Association of Colleges and Schools; 24 professional accrediting agencies.

University Administration

Officers: Donna E. Shalala, President; Dr. Philip George, Chairman, Board of Trustees; Thomas J. LeBlanc, Executive Vice President and Provost; Joseph Natoli, Senior Vice President for Business and Finance; Pascal J. Goldschmidt, Senior Vice President Medical Affairs.

The Colleges and Schools

THE SCHOOL OF ARCHITECTURE, founded in 1983, offers a wide range of professionally accredited undergraduate and graduate degrees with specialization in suburban design and computing in design. The



Weeks Music Library and Technology Center



University Village

This is Miami Women's Basketball

The University of Miami

school's faculty and students, headed by Dean Elizabeth Plater-Zyberk, have earned numerous honors and accolades for excellence in design. The school's new 8,600-square-foot Jorge M. Perez Architecture Center, features a state-of-the-art lecture hall that seats 145, an exhibition gallery, and a multimedia classroom. Fall 2008 enrollment: 371.

THE COLLEGE OF ARTS AND SCIENCES, founded in 1926, encompasses most of the disciplines within the realm of the liberal arts. The college comprises 20 academic departments, with approximately 46 distinct majors available to undergraduates. The college employs approximately 451 full-time faculty. Fall 2008 enrollment: 4,551.

THE SCHOOL OF BUSINESS ADMINISTRATION, founded in 1929, is accredited by the Association to Advance Collegiate Schools of Business and the Southern Association of Colleges and Schools. The School offers degrees at the bachelor's, master's and doctoral levels, as well as non-degree executive programs. In addition to the full time master's programs, the School offers an Executive M.B.A. program which is among the largest of its kind in the United States. It also is one of the first schools in the nation to offer a graduate-level management program in the Spanish language for Latin American business executives. Fall 2008 enrollment: 2,753.

THE SCHOOL OF COMMUNICATION, founded in 1985, is one of the University's nationally and internationally acclaimed schools. Major programs of study include advertising, broadcasting, communication studies, electronic media, journalism, media management, motion pictures, public relations and visual communication. Its state-of-the-art facilities include a sound stage, digital television and radio studios, broadcast uplink capability, all digital post-production facilities, computer and graphics labs, a working news bureau, a multi-media lab, two video conferencing facilities, an audio production lab and a nationally recognized debate team. Students also work on the student-run campus newspaper and yearbook. Undergraduate and graduate enrollment for fall 2008: 1,351.

THE SCHOOL OF EDUCATION, founded in 1929, houses the Departments of Teaching and Learning, Educational and

Psychological Studies, and Exercise and Sport Sciences. Undergraduate majors and minors are available in elementary, secondary, special and music education. There also are disciplines such as exercise physiology and Teaching English to Speakers of Other Languages (TESOL). All teacher education courses are approved by the Florida Department of Education. Fall 2008 enrollment: 703.

THE COLLEGE OF ENGINEERING, founded in 1947, is one of the largest schools of its kind in a private institution of higher learning. The college's most distinctive features are the interdisciplinary courses of study, the result of associations with several areas of the University; these include biomedical engineering, which involves a partnership with the Miller School of Medicine, and the audio engineering program with the School of Music. Fall 2008 enrollment: 947.

THE GRADUATE SCHOOL, founded in 1959, offers graduate degrees in all major areas, with over 150 masters and doctoral programs. The list of accomplishments in post-baccalaureate education is extensive. The Rosenstiel School is considered among the world's top institutes for marine and atmospheric research and graduate training.

THE SCHOOL OF LAW, founded in 1928, offers graduate programs in comparative law, inter-American law, international law, ocean and coastal law, taxation, estate planning and real estate property development. The law library is considered a leading legal research library with state-of-the-art research tools and journals. Fall 2008 enrollment: 1,353.

THE LEONARD M. MILLER SCHOOL OF MEDICINE, founded in 1952, has earned national acclaim for research, clinical care and biomedical innovations. The school has more than 1,400 full-time clinical and basic science faculty members and an additional 1,350 professionals from the community serving as voluntary faculty in various departments. Clinical and research programs include the Miami Institute for Human Genomics, the Interdisciplinary Stem Cell Institute, the Comprehensive AIDS Program, the Miami Transplant Institute, The Miami Project to Cure Paralysis, the Diabetes Research Institute and the Mailman Center for Child Development. Also located in the medical complex is the Louis Calder

Memorial Library, the largest medical resource library in South Florida. Fall 2008 enrollment: 1145.

PHILLIP AND PATRICIA FROST SCHOOL OF MUSIC, founded in 1926, is one of the largest schools of its kind in a private institution and one of the most comprehensive in all of higher learning. The school offers many bachelor's and master's degree programs and is home to the Henry Mancini Institute, offering intensive performing and learning experiences across a broad spectrum of musical genres, including film, world, jazz and pop-inflected musical styles. The school's facilities include the Maurice Gusman Concert Hall, the L. Austin Weeks Center for Recording and Performance, which contains the Victor E. Clarke Recital Hall and the Marta and Austin Weeks Music Library and Technology Center. Fall 2008 enrollment: 614.

THE SCHOOL OF NURSING AND HEALTH STUDIES, founded in 1968, houses the first collegiate nursing program in South Florida. The school has an emphasis on transcultural nursing, which recognizes an individual's unique health benefits and practices. The school is a leader in the development of innovative primary care nursing practice models, which have earned national and international recognition and research. The school's four-story, 53,000-square-foot home, the M. Christine Schwartz Center for Nursing and Health Studies, offers state-of-the-art classrooms, research facilities, and the International Academy for Clinical Simulation and Research where high-fidelity patient simulation enables students to improve their clinical and crucial thinking skills prior to interaction with patients. Fall 2008 enrollment: 531.

THE ROSENSTIEL SCHOOL OF MARINE AND ATMOSPHERIC SCIENCE, founded in 1940, it is one of the world's leading institutions for oceanographic research and education today. The school offers interdisciplinary undergraduate and graduate level coursework in marine biology and fisheries, meteorology and physical oceanography, marine affairs and policy, marine and atmospheric chemistry, marine geology and geophysics, and applied marine physics. Fall 2008 enrollment: 333.




School of Architecture



Rosborough Tower



Wellness Center



Richter Library

This is Miami Women's Basketball

The University of Miami



The UC



Bookstore



Hurricane Food Court



Patio



The Oasis



Rathskellar

This is Miami Women's Basketball

City of Miami

WHERE THE HEAT IS ON

"Welcome to Miami... bienvenidos a Miami." With 84 miles of Atlantic coastline, yearlong sunshine and a boasted average daily temperature of 75 degrees, it is no wonder in his hit single, Will Smith dubbed Miami "the city where the heat is on."

THE HEAT ON THE COURT

Thanks to South Florida's year-round, sports-friendly climate, Miami has a lot to offer in outdoor recreational activities. From some of the PGA's finest golf courses to almost 700 parks, there is something for everyone. With countless opportunities for kayaking, scuba-diving, fishing, beach volleyball and rollerblading, there is no excuse for going without a tan.

South Florida truly has the perfect weather for sports and is one of only eight metropolitan areas in the United States that can boast of a professional franchise in each of the four major sports. The Major League's Florida Marlins had everybody "doing the fish" when they won the World Series in 1997 and 2003. The NFL's Miami Dolphins have thrilled fans for decades at Dolphin Stadium, which hosted the Super Bowl in 1995, 1999 and 2007. Despite the warm weather, South Florida's own hockey team, the Florida Panthers, keep up on the ice. And for basketball fans, the 2006 NBA Champion Miami Heat keep things hot at the American Airlines Arena.

MIAMI IS CALIENTE



Truly a melting pot, Miami is home to a variety of cultures, creating a totally unique, vibrant cultural mosaic. With representatives of every Hispanic nation in the world, Spanish serves as a second language to most of Miami's residents. Little Havana is the heart of Miami's Cuban community, where churro vendors line the streets, the aroma of high-octane cafe Cubano fills the air and the spirit of friendly competition fills Domino Park.

The spirit of the Caribbean is alive in Little Haiti, where many Haitian artists, musicians and entrepreneurs get their start in Miami. The proud focal point of this neighborhood is the Caribbean Market, an open-air replica of Port-au-Prince's Iron Market, where Creole is the dominant language.



This is Miami Women's Basketball

City of Miami



SIZZLING THE SILVER SCREEN

With tropical weather, a high-quality labor pool, low production costs and direct links to Latin America, Miami has become one of the most important entertainment centers in the world. Dubbed as the Latin-American Hollywood by the New York Times, such blockbusters as *Big Trouble*—written by Miami Herald columnist Dave Barry, *Any Given Sunday*, *There's Something About Mary*, *The Birdcage* and *Wild Things* were all filmed in Miami.

A Hollywood favorite off-screen as well, Miami is home to dozens of celebrities and even more consider it a favorite weekend getaway. Gloria and Emilio Estefan's Star Island estate and Gianni Versace's Ocean Drive mansion-turned-museum are just a couple examples of Miami's celebrity appeal. It is not uncommon to spot Sean "Diddy" Combs or Jamie Foxx dancing at a South Beach club or former president Bill Clinton playing golf at the Biltmore Hotel.

MIAMI HOT SPOTS

For shopping, dancing or just plain people watching, Miami offers several places to see and be seen.









With over 800 buildings designed in the '30s and '40s, South Beach serves as the largest collection of Art Deco architecture in the world. Celebrity-owned restaurants, like Cameron Diaz's *Bambu*, night clubs such as *Level*—based on the format of New York's *Studio 54*, and a medley of huge anchor stores and unique boutiques create the flavor of Miami's most famous hot spot.

Coconut Grove, just a 10-minute drive from the University of Miami, is another student favorite. Built mainly by West Indian craftsmen brought in from the Bahamas, it still holds onto the Caribbean appeal its name suggests. Attracting writers, artists and non-conformists, this hub of the bohemian arts contributed to Miami's cultural renaissance. Fast forward a century and the Grove is still one of Miami's hottest nightspots, with more than 75 cafes, restaurants and clubs that line the streets.

THE WARMTH OF CORAL GABLES, THE "CITY BEAUTIFUL"

The University of Miami campus is located in Coral Gables, dubbed the "City Beautiful". Founded by George Merrick almost a century ago, the Gables is one of Miami's most beautiful areas. The palm-lined streets are all named after European villages, each one bordered by Old Spanish style homes.

Downtown Coral Gables is bustling with the many offices of multi-national corporations, while the city's central boulevard—*Miracle Mile*—is home to a wide array of designer boutiques and art galleries. One Gables favorite is the *Venetian Pool*, a beautiful swimming lagoon carved out of coral, which features cascading waterfalls and underwater caves.





2009-2010 OPPONENTS

Opponents

2009-2010 Opponents



Game 1: @ UC Riverside Nov. 13, Riverside, Calif.

Location Riverside, Calif.
 Founded 1954
 Enrollment 18,083
 Nickname Highlanders
 Colors Blue and Gold
 Conference Big West
 Chancellor Timothy P. White
 Director of Athletics Stan Morrison
 Home Court Student Recreation Center
 Capacity 2,750
 Head Coach John Margaritis
 Alma Mater Northeastern Illinois, '82
 Record at School 86-67 (5)
 Career Record 196-147 (11)
 Asst. Coaches ... Jody Henson, Jason Flowers, Lindsey Foster
 2008-09 Overall Record 19-12
 Conference Conference/Finish 14-2/2
 Postseason First Round WNIT
 Final Ranking N/A
 Letterwinners R/L 3/9
 Starters R/L 0/5
 Series Record First Meeting
 WBB SID Lauren Kane
 E-mail lauren.kane@ucr.edu
 Office (951) 827-4571
 Fax (951) 827-3569
 Press Row Phone (951) 827-2153
 Website www.gohighlanders.com



Game 2: @ Cal State Bakersfield Nov. 15, Bakersfield, Calif.

Location Bakersfield, Calif.
 Founded 1970
 Enrollment 8,000
 Nickname Roadrunners
 Colors Blue and Gold
 Conference Independent
 President Dr. Horace Mitchell
 Athletic Director Rudy Carvajal
 Home Court Icardo Center
 Capacity 3,880
 Head Coach Tim La Kose
 Alma Mater CS Northridge, '91
 Record at School 173-60 (8)
 Career Record 309-127 (16)
 Asst. Coaches Greg McCall, Kristen Dowling
 2008-09 Overall Record 19-10
 Postseason N/A
 Final Ranking N/A
 Letterwinners R/L 7/4
 Starters R/L 2/3
 Series Record First Meeting
 WBB SID Marshall Fey
 E-mail mfey@csb.edu
 Office (661) 654-3071
 Fax (661) 654-6978
 Press Row Phone (661) 654-2126
 Website www.gorunners.com



Game 3: Bethune-Cookman Nov. 18, Coral Gables, Fla.

Location Daytona Beach, Fla.
 Founded 1904
 Enrollment 3,600
 Nickname Wildcats
 Colors Maroon and Gold
 Conference Mid-Eastern Athletic
 President Dr. Trudie Kibbe Reed
 Director of Athletics Lynn Thompson
 Home Court Moore Gymnasium
 Capacity 3,000
 Head Coach Vanessa Inge
 Alma Mater Mount St. Mary's, '92
 Record at School 12-17 (1)
 Career Record 132-152 (10)
 Asst. Coaches Charmaine Wilson, Jim Baxter
 2008-09 Overall Record 12-17
 Conference Conference/Finish 4-12/9th
 Postseason N/A
 Final Ranking N/A
 Letterwinners R/L 8/6
 Starters R/L 5/1
 Series Record, Last Meeting Miami 6-1, 2/5/90
 WBB SID Michael Stambaugh
 E-mail stambaughm@cookman.edu
 Office (386) 481-2278
 Fax (386) 481-2219
 Press Row Phone (386) 481-2295
 Website www.b-cuathletics.com

2009-2010 Opponents



Game 4: @ UAB Nov. 21, Birmingham, Ala.

Location Birmingham, Ala.
 Founded 1969
 Enrollment 16,149
 Nickname Blazers
 Colors Forest Green and Old Gold
 Conference Conference USA
 President Dr. Carol Garrison
 Athletics Director Brian Mackin
 Home Court Bartow Arena
 Capacity 8,500
 Head Coach Audra Smith
 Alma Mater Virginia, '92
 Record at School 64-84 (5)
 Career Record 64-84 (5)
 Asst. Coaches Kathy Becker, Daryl Oliver, Marc Wilson
 2008-09 Overall Record 10-20
 Conference Conference/Finish 5-11/9
 Postseason N/A
 Final Ranking N/A
 Letterwinners R/L 8/6
 Starters R/L 3/2
 Series Record, Last Meeting UAB 2-0, 11/21/80
 WBB SID Michelle Cunningham
 E-mail mcunning@uab.edu
 Office (205) 934-0725
 Fax (205) 934-7505
 Website www.uabsports.com



Game 5: Houston Nov. 24, Coral Gables, Fla.

Location Houston, Texas
 Founded 1927
 Enrollment 36,098
 Nickname Cougars
 Colors Scarlet and White with Navy Trim
 Conference Conference USA
 Chancellor Dr. Renu Khator
 Director of Athletics Mack Rhoades
 Home Court Hofheinz Pavilion
 Capacity 8,479
 Head Coach Joe Curl
 Alma Mater Wayne State, '78
 Record at School 176-152 (11)
 Career Record 314-252 (19)
 Asst. Coaches Wade Scott, Tari Cummings, Chad Rickett
 2008-09 Overall Record 19-10
 Conference Conference/Finish 11-5/t-2
 Postseason N/A
 Final Ranking N/A
 Letterwinners R/L 9/2
 Starters R/L 4/1
 Series Record, Last Meeting Houston 7-1, 11/21/08
 WBB SID Adam Quisenberry
 E-mail aquisenb@central.uh.edu
 Office (713) 743-9404
 Fax (713) 743-9411
 Press Row Phone (713) 743-9414
 Website www.uhcougars.com



Game 6: Long Beach State Nov. 27, Coral Gables, Fla. UM Thanksgiving Tournament

Location Long Beach, Calif.
 Founded 1949
 Enrollment 37,891
 Nickname 49ers
 Colors Black and Gold
 Conference Big West
 President Dr. F. King Alexander
 Athletics Director Vic Cegles
 Home Court Walter Pyramid
 Capacity 4,200
 Head Coach Jody Wynn
 Alma Mater USC, '95
 Record at School First Season
 Career Record First Season
 Asst. Coaches Jeff Cammon, Laura Freimuth, Derek Wynn
 2008-09 Overall Record 8-21
 Conference Conference/Finish 4-12/t-7
 Postseason N/A
 Final Ranking N/A
 Letterwinners R/L 11/3
 Starters R/L 4/1
 Series Record First Meeting
 WBB SID Andrea Ohta
 E-mail aohta@csulb.edu
 Office (562) 985-8569
 Fax (562) 985-1549
 Press Row Phone (562-) 985-4667
 Website www.longbeachstate.com

2009-2010 Opponents



Game 7: Massachusetts Nov. 28, Coral Gables, Fla. UM Thanksgiving Tournament

Location Amherst, Mass.
Founded 1863
Enrollment 26,360
Nickname Minutewomen
Colors Maroon and White
Conference Atlantic 10
Home Court William D. Mullins Memorial Center
Capacity 9,493
Head Coach Marnie Dacko
Alma Mater Southern Connecticut State, '80
Record at School 87-116 (7)
Career Record 167-220 (14)
Asst. Coaches Mary Ciuk, Jodi Culbertson
2008-09 Overall Record 12-18
Conference Conference/Finish 5-9/t-10
Postseason N/A
Final Ranking N/A
Letterwinners R/L 7/5
Starters R/L 2/3
Series Record, Last Meeting Miami 1-0, 1/9/90
WBB SID Jillian Jakuba
E-mail jjakuba@admin.umass.edu
Office (413) 577-0053
Fax (413) 545-1556
Press Row Phone (413) 545-6139
Website www.umassathletics.com



Game 7: Rice Nov. 28, Coral Gables, Fla. UM Thanksgiving Tournament

Location Houston, Texas
Founded 1891
Enrollment 5,339
Nickname Owls
Colors Blue and Gray
Conference Conference USA
President David W. Leebron
Athletic Director Chris Del Conte
Home Court Tudor Fieldhouse
Capacity 5,750
Head Coach Greg Williams
Alma Mater Rice, '70
Record at School 58-69 (4)
Career Record 259-208 (16)
Asst. Coaches Carlos Quintero,
Kim Austin Mbadinga-Nzamba, Rebecca Kates
2008-09 Overall Record 7-23
Conference Conference/Finish 2-14/12
Postseason N/A
Final Ranking N/A
Letterwinners R/L 10/2
Starters R/L 3/2
Series Record, Last Meeting Tied 1-1, 3/12/99
WBB SID Jay Jameson
E-mail jj7473@rice.edu
Office (713) 348-8874
Fax (713) 348-6019
Website www.riceowls.com



Game 8: Nebraska Dec. 5, Coral Gables, Fla.

Location Lincoln, Neb.
Founded 1869
Enrollment 23,573
Nickname Cornhuskers
Colors Scarlet and Cream
Conference Big 12
Chancellor Harvey S. Perlman
Athletic Director Tom Osborne
Home Court Devaney Center
Capacity 13,595
Head Coach Connie Yori
Alma Mater Creighton, '86
Record at School 121-97 (7)
Career Record 316-237 (19)
Asst. Coaches Sunny Smallwood, Tory Verdi, Kellie Lewis-Jay
2008-09 Overall Record 15-16
Conference Conference/Finish 6-10/t-7
Postseason Second Round WNIT
Final Ranking N/A
Letterwinners R/L 12/2
Starters R/L 6/1
Series Record, Last Meeting Nebraska 1-0, 12/30/82
WBB SID Jeff Griesch
E-mail jgriesch@huskers.com
Office (402) 472-7775
Fax (402) 472-2263
Press Row Phone (402) 472-2279
Website www.huskers.com

2009-2010 Opponents



Game 9: @ Binghamton Dec. 19, Binghamton, N.Y.

Location Vestal, N.Y.
 Founded 1946
 Enrollment 14,368
 Nickname Bearcats
 Colors Dark Green, Black and White
 Conference America East
 President Dr. Lois B. DeFleur
 Director of Athletics Dr. Joel Thirer
 Home Court Events Center
 Capacity 5,142
 Head Coach Nicole Scholl
 Alma Mater Morehead State, '94
 Record at School 14-17 (1)
 Career Record 14-17 (1)
 Asst. Coaches Bernitha Johnson, Bet Naumovski,
 Leah Truncale
 2008-09 Overall Record 14-17
 Conference Conference/Finish 8-8/4
 Postseason First Round WNIT
 Final Ranking N/A
 Letterwinners R/L 9/5
 Starters R/L 4/1
 Series Record, Last Meeting Miami 1-0, 12/13/08
 WBB SID David O'Brian
 E-mail dobrian@binghamton.edu
 Office (607) 777-6478
 Fax (607) 777-4597
 Press Row Phone (607) 777-6340
 Website www.bubearcats.com



Game 10: @ Cornell Dec. 21, Ithaca, N.Y.

Location Ithaca, N.Y.
 Founded 1865
 Enrollment 13,700
 Nickname Big Red
 Colors Carmelian Red and White
 Conference Ivy League
 President David J. Skorton
 Athletic Director J. Andrew Noel Jr.
 Home Court Newman Arena
 Capacity 4,473
 Head Coach Dayna Smith
 Alma Mater Rhode Island, '96
 Record at School 72-118 (7)
 Career Record 72-118 (7)
 Asst. Coaches Val Klopfer, Julious Coleman
 2008-09 Overall Record 10-16
 Conference Conference/Finish 6-8/t-4
 Postseason N/A
 Final Ranking N/A
 Letterwinners R/L 7/3
 Starters R/L 4/1
 Series Record, Last Meeting Miami 1-0, 1/2/09
 WBB SID Julie Greco
 E-mail jag235@cornell.edu
 Office (607) 255-4688
 Fax (607) 255-9791
 Press Row (607) 255-2385
 Website www.cornellbigred.com



Game 11: Quinnipiac Dec. 28, Coral Gables, Fla. UM Holiday Tournament

Location Hamden, Conn.
 Founded 1929
 Enrollment 7,400
 Nickname Bobcats
 Colors Navy and Gold
 Conference Northeast
 President Dr. John L. Lahey
 Director of Athletics Eric Grgurich
 Home Court TD Bank Sports Complex
 Capacity 3,254
 Head Coach Ticia Fabbri
 Alma Mater Fairfield, '91
 Record at School 195-196 (14)
 Career Record 195-196 (14)
 Asst. Coaches Helen Ridley, Tom Blake,
 Mountain MacGillivray
 2008-09 Overall Record 18-11
 Conference Conference/Finish 11-7/t-3
 Postseason N/A
 Final Ranking N/A
 Letterwinners R/L 9/3
 Starters R/L 3/2
 Series Record, Last Meeting Miami 1-0, 11/29/02
 WBB SID Pat Salvas
 E-mail patrick.salvas@quinnipiac.edu
 Office (203) 582-5387
 Fax (203) 582-5385
 Website www.quinnipiacbobcats.com

2009-2010 Opponents



Game 12: Texas Dec. 29, Coral Gables, Fla. UM Holiday Tournament

Location Austin, Texas
 Founded 1883
 Enrollment 51,032
 Nickname Longhorns
 Colors Burnt Orange and White
 Conference Big 12
 President William C. Powers, Jr.
 Women's Athletics Director Christine Plonsky
 Home Court The Frank Erwin Center
 Capacity 16,734
 Head Coach Gail Goestenkors
 Alma Mater Saginaw Valley State, '85
 Record at School 43-25 (2)
 Career Record 439-124 (17)
 Asst. Coaches ... Gale Valley, Mickie DeMoss, LaKale Malone
 2008-09 Overall Record 21-12
 Conference Conference/Finish 8-8/6
 Postseason First Round NCAA
 Final Ranking N/A
 Letterwinners R/L 7/3
 Starters R/L 3/2
 Series Record, Last Meeting Tied 1-1, 12/9/01
 WBB SID Ashley Cushman
 E-mail ashley.cushman@athletics.utexas.edu
 Office (512) 471-6040
 Fax (512) 471-6040
 Press Row Phone (512) 471-4246
 Website www.texassports.com



Game 12: Central Michigan Dec. 29, Coral Gables, Fla. UM Holiday Tournament

Location Mount Pleasant, Mich.
 Founded 1892
 Enrollment 26,787
 Nickname Chippewas
 Colors Maroon and Gold
 Conference Mid-American
 Interim President Kathy Wilbur
 Athletics Director Dave Heeke
 Home Court Rose Arena
 Capacity 5,200
 Head Coach Sue Guevara
 Alma Mater Saginaw Valley State, '82
 Record at School 24-37 (2)
 Career Record 147-119 (9)
 Asst. Coaches ... Kathy McGee, Mahogany Green, Bill Ferrara
 2008-09 Overall Record 18-14
 Conference Conference/Finish 9-7/4
 Postseason N/A
 Final Ranking N/A
 Letterwinners R/L 10/2
 Starters R/L 4/1
 Series Record First Meeting
 WBB SID Mike Boseak
 E-mail mike.boseak@cmich.edu
 Office (989) 774-3277
 Fax (989) 774-5391
 Website www.cmichippewas.com



Game 13: North Florida Dec. 31, Coral Gables, Fla.

Location Jacksonville, Fla.
 Founded 1972
 Enrollment 15,429
 Nickname Ospreys
 Colors Navy Blue and Gray
 Conference Atlantic Sun
 President John Delaney
 Director of Athletics Lee Moon
 Home Court UNF Arena
 Capacity 5,800
 Head Coach Mary Tappmeyer
 Alma Mater SUNY Cortland, '81
 Record at School 246-237 (17)
 Career Record 341-322 (24)
 Asst. Coaches ... Nancy Miller, Paula Williams, Keunta Miles
 2008-09 Overall Record 8-21
 Conference Conference/Finish 7-13/8
 Postseason N/A
 Final Ranking N/A
 Letterwinners R/L 8/4
 Starters R/L 3/2
 Series Record First Meeting
 WBB SID April Goode
 E-mail a.goode@unf.edu
 Office (904) 620-4026
 Fax (904) 620-2821
 Press Row Phone (904) 620-1902
 Website www.unfospreys.com

2009-2010 Opponents



Game 14: @ Miami (Ohio) Jan. 3, Oxford, Ohio

Location Oxford, Ohio
 Founded 1809
 Enrollment 16,300
 Nickname RedHawks
 Colors Red and White
 Conference Mid-American
 President Dr. David C. Hodge
 Athletic Director Brad Bates
 Home Court Millett Hall
 Capacity 6,400
 Head Coach Maria Fantanarosa
 Alma Mater Miami, '90
 Record at School 177-148 (11)
 Career Record 184-168 (12)
 Asst. Coaches Lisa Hayden, Colleen Day, Vivki Hall
 2008-09 Overall Record 16-15
 Conference Conference/Finish 7-9/4
 Postseason N/A
 Final Ranking N/A
 Letterwinners R/L 8/5
 Starters R/L 2/3
 Series Record First Meeting
 WBB SID Michael Roth
 E-mail rothmb@muohio.edu
 Office (513) 529-7092
 Fax (513) 529-6729
 Press Row Phone (513) 529-7276
 Website www.muredhawks.com



Games 15, 28: Florida State Jan. 10, Coral Gables, Fla. Feb. 25, Tallahassee, Fla.

Location Tallahassee, Fla.
 Founded 1851
 Enrollment 38,553
 Nickname Seminoles
 Colors Garnet and Gold
 Conference Atlantic Coast
 President Dr. T.K. Wetherell
 Athletic Director Randy Spetman
 Home Court Donald L. Tucker Civic Center
 Capacity 12,100
 Head Coach Sue Semrau
 Alma Mater Cal State San Diego, '85
 Record at School 205-160 (12)
 Career Record 205-160 (12)
 Asst. Coaches Cori Close, Angie Johnson, Lance White
 2008-09 Overall Record 26-8
 Conference Conference/Finish 12-2/t-1
 Postseason Second Round NCAA
 Final Ranking 12/18
 Letterwinners R/L 7/2
 Starters R/L 3/2
 Series Record, Last Meeting Florida State 28-7, 2/22/09
 WBB SID Dave Schmidt
 E-mail dschmidt@fsu.edu
 Office (850) 644-4836
 Fax (850) 644-3820
 Website www.seminoles.com



Game 16: Duke Jan. 14, Coral Gables, Fla.

Location Durham, N.C.
 Founded 1838
 Enrollment 6,340
 Nickname Blue Devils
 Colors Royal Blue and White
 Conference Atlantic Coast
 President Dr. Richard H. Brodhead
 Director of Athletics Kevin White
 Home Court Cameron Indoor Stadium
 Capacity 9,314
 Head Coach Joanne P. McCallie
 Alma Mater Northwestern, '87
 Record at School 52-16 (2)
 Career Record 368-164 (17)
 Asst. Coaches Al Brown, Shannon Perry, Trisha Stafford-Odom
 2008-09 Overall Record 27-6
 Conference Conference/Finish 11-3/3
 Postseason Second Round NCAA
 Final Ranking 6/14
 Letterwinners R/L 9/3
 Starters R/L 2/3
 Series Record, Last Meeting Duke 6-0, 1/9/09
 WBB SID Lindy Brown
 E-mail lbrown@duaa.duke.edu
 Office (919) 684-2664
 Fax (919) 684-2489
 Press Row Phone (919) 684-6186
 Website www.goduke.com

2009-2010 Opponents



Game 17: @ Wake Forest Jan. 17, Winston-Salem, N.C.

Location Winston-Salem, N.C.
Founded 1834
Enrollment 4,476
Nickname Demon Deacons
Colors Old Gold and Black
Conference Atlantic Coast
President Dr. Nathan O. Hatch
Athletic Director Ron Wellman
Home Court Lawrence Joel Memorial Coliseum
Capacity 14,665
Head Coach Mike Petersen
Alma Mater Northwest Christian College, '84
Record at School 72-78 (5)
Career Record 260-205 (16)
Asst. Coaches Natasha Adair, Candice Jackson, Bon Clark
2008-09 Overall Record 19-12
Conference Conference/Finish 5-9/t-8
Postseason Second Round WNIT
Final Ranking N/A
Letterwinners R/L 9/3
Starters R/L 3/2
Series Record, Last Meeting Wake Forest 4-3, 2/1/09
WBB SID Katy Hamlett
E-mail hamletkd@wfu.edu
Office (336) 758-4120
Fax (336) 758-5140
Press Row Phone (336) 727-2945
Website www.wakeforestsports.com



Game 18: @ Maryland Jan. 21, College Park, Md.

Location College Park, Md.
Founded 1856
Enrollment 37,000
Nickname Terrapins
Colors Red, White, Black and Gold
Conference Atlantic Coast
President Dr. C.D. Mote, Jr.
Athletics Director Deborah A. Yow
Home Court Comcast Center
Capacity 17,950
Head Coach Brenda Frese
Alma Mater Arizona, '93
Record at School 176-60 (7)
Career Record 233-90 (10)
Asst. Coaches Tina Langley, Marlin Chinn, David Adkins
2008-09 Overall Record 31-5
Conference Conference/Finish 12-2/1
Postseason Quarterfinals NCAA
Final Ranking 3/5
Letterwinners R/L 5/4
Starters R/L 2/3
Series Record, Last Meeting Maryland 8-1, 3/1/09
WBB SID Joey Flyntz
E-mail tjflyntz@umd.edu
Office (301) 314-7068
Fax (301) 314-9094
Press Row Phone (301) 314-8624
Website www.umterps.com



Game 19: Virginia Tech Jan. 24, Coral Gables, Fla.

Location Blacksburg, Va.
Founded 1872
Enrollment 30,000
Nickname Hokies
Colors Chicago Maroon and Burnt Orange
Conference Atlantic Coast
President Dr. Charles Steger
Athletics Director Jim Weaver
Home Court Cassell Coliseum
Capacity 9,847
Head Coach Beth Dunkenberger
Alma Mater Randolph-Macon, '88
Record at School 84-70 (5)
Career Record 149-120 (9)
Asst. Coaches Shellie Greenman, Stacy Cantley, Angela Crosby
2008-09 Overall Record 12-18
Conference Conference/Finish 2-12/t-10
Postseason N/A
Final Ranking N/A
Letterwinners R/L 8/5
Starters R/L 4/1
Series Record, Last Meeting Miami 6-5, 2/12/09
WBB SID Torye Hurst
E-mail tohurst@vt.edu
Office (540) 231-8823
Fax (540) 231-6984
Press Row Phone (540) 231-3048
Website www.hokiesports.com

2009-2010 Opponents



Games 20, 27 : Georgia Tech Jan. 27, Atlanta, Ga. Feb. 21, Coral Gables, Fla.

Location..... Atlanta, Ga.
Founded..... 1885
Enrollment..... 19,404
Nickname..... Yellow Jackets
Colors..... Old Gold and White
Conference..... Atlantic Coast
Interim President..... Dr. G.P. "Bud" Peterson
Athletic Director..... Dan Radakovich
Home Court..... Alexander Memorial Coliseum
Capacity..... 9,191
Head Coach..... MaChelle Joseph
Alma Mater..... Purdue, '92
Record at School..... 106-76 (6)
Career Record..... 106-76 (6)
Asst. Coaches..... Teri Moren, Gene Hill, Octavia Blue
2008-09 Overall Record..... 19-12
Conference Conference/Finish..... 8-6/5
Postseason..... Second Round NCAA
Final Ranking..... N/A
Letterwinners R/L..... 9/5
Starters R/L..... 4/1
Series Record, Last Meeting..... Georgia Tech 9-7, 1/29/09
WBB SID..... Dan Goldberger
E-mail..... dgoldberger@athletics.gatech.edu
Office..... (404) 894-5445
Fax..... (404) 894-1248
Press Row Phone..... (404) 894-5458
Website..... www.ramblinwreck.com



Games 21, 29: Boston College Jan. 31, Chestnut Hill, Mass. Feb. 28, Coral Gables, Fla.

Location..... Chestnut Hill, Mass.
Founded..... 1863
Enrollment..... 14,500
Nickname..... Eagles
Colors..... Maroon and Gold
Conference..... Atlantic Coast
President..... Rev. William P. Leahy, S.J.
Athletic Director..... Gene DeFilippo
Home Court..... Silvio O. Conte Forum
Capacity..... 8,606
Head Coach..... Sylvia Crawley
Alma Mater..... UNC, '94
Record at School..... 23-12 (1)
Career Record..... 61-37 (3)
Asst. Coaches..... Stephanie Lawrence Yelton,
Geoff, Lanier, Angelita Forte
2008-09 Overall Record..... 23-12
Conference Conference/Finish..... 7-7/5
Postseason..... Semifinals WNIT
Final Ranking..... N/A
Letterwinners R/L..... 8/5
Starters R/L..... 5/0
Series Record, Last Meeting..... Miami 17-15, 3/5/09
WBB SID..... Stephanie Tunnera
E-mail..... tunnera@bc.edu
Office..... (617) 552-3004
Website..... www.bceagles.com



Game 22: North Carolina Feb. 4, Coral Gables, Fla.

Location..... Chapel Hill, N.C.
Founded..... 1789
Enrollment..... 28,000
Nickname..... Tar Heels
Colors..... Carolina Blue and White
Conference..... Atlantic Coast
Chancellor..... Holden Thorpe
Director of Athletics..... Dick Baddour
Home Court..... Dean E. Smith Center
Capacity..... 21,750
Head Coach..... Sylvia Hatchell
Alma Mater..... Carson-Newman, '74
Record at School..... 540-202 (23)
Career Record..... 812-282 (34)
Asst. Coaches..... Andrew Calder,
Tracey Williams-Johnson, Charlotte Smith
2008-09 Overall Record..... 28-7
Conference Conference/Finish..... 10-4/4
Postseason..... Second Round NCAA
Final Ranking..... 11/17
Letterwinners R/L..... 9/6
Starters R/L..... 3/2
Series Record, Last Meeting..... North Carolina 9-2, 2/26/09
WBB SID..... Bobby Hundley
E-mail..... bhundley@uncaa.unc.edu
Office..... (919) 843-5678
Fax..... (919) 843-0612
Press Row Phone..... (919) 843-9509
Website..... www.tarheelblue.com

2009-2010 Opponents



Game 23: SIU Edwardsville Feb. 7, Coral Gables, Fla.

Location Edwardsville, Ill.
 Founded 1957
 Enrollment 13,062
 Nickname Cougars
 Colors Red and White
 Conference Ohio Valley
 Chancellor Dr. Vaughn Vandegrift
 Athletic Director Marty L. Miller
 Home Court Vadalabene Center
 Capacity 4,000
 Head Coach Amanda Levens
 Alma Mater Arizona State, '02
 Record at School 5-24 (1)
 Career Record 5-4 (1)
 Asst. Coach Laura Gonsalves,
 Kevin Chaney, Jenn Bradley
 2008-09 Overall Record 5-24
 Conference Conference/Finish N/A
 Postseason N/A
 Final Ranking N/A
 Letterwinners R/L 4/5
 Starters R/L 2/3
 Series Record, Last Meeting Miami 1-0, 2/4/09
 WBB SID Bruce Robidou
 E-mail rrobido@siue.edu
 Office (618) 650-3155
 Fax (618) 650-2296
 Press Row Phone (618) 650-3608
 Website www.siuecougars.com



Game 24: Virginia Feb. 11, Coral Gables, Fla.

Location Charlottesville, Va.
 Founded 1819
 Enrollment 21,057
 Nickname Cavaliers
 Colors Navy and Orange
 Conference Atlantic Coast
 President John T. Casteen III
 Athletics Director Craig Littlepage
 Home Court John Paul Jones Arena
 Capacity 14,593
 Head Coach Debbie Ryan
 Alma Mater Ursinus, '75
 Record at School 699-298 (32)
 Career Record 699-298 (32)
 Asst. Coaches Tim Taylor, Angel Elderkin, Wendy Palmer
 2008-09 Overall Record 24-10
 Conference Conference/Finish 8-6/t-5
 Postseason Second Round NCAA
 Final Ranking 24
 Letterwinners R/L 8/6
 Starters R/L 2/3
 Series Record, Last Meeting Virginia 6-1, 2/19/09
 WBB SID Amy Mulligan
 E-mail amulligan@virginia.edu
 Office (434) 982-5534
 Fax (434) 982-5525
 Press Row Phone (434) 296-5910
 Website www.virginiasports.com



Game 25: @ NC State Feb. 14, Raleigh, N.C.

Location Raleigh, N.C.
 Founded 1887
 Enrollment 32,782
 Nickname Wolfpack
 Colors Red and White
 Conference Atlantic Coast
 Chancellor Dr. Jim Woodward
 Athletics Director Lee Fowler
 Home Court Reynolds Coliseum
 Capacity 8,560
 Head Coach Kellie Harper
 Alma Mater Tennessee, '99
 Record at School First Season
 Career Record 97-65 (5)
 Asst. Coaches Teri Moren, Gene Hill, Octavia Blue
 2008-09 Overall Record 19-12
 Conference Conference/Finish 13-17
 Postseason N/A
 Final Ranking N/A
 Letterwinners R/L 10/2
 Starters R/L 4/1
 Series Record, Last Meeting NC State 8-1, 1/22/09
 WBB SID Mark Kimmel
 E-mail mark_kimmel@ncsu.edu
 Office (919) 515-1183
 Fax (919) 515-3624
 Press Row Phone (919) 513-1220
 Website www.gopack.com

This is Miami Women's Basketball

2009-2010 Opponents

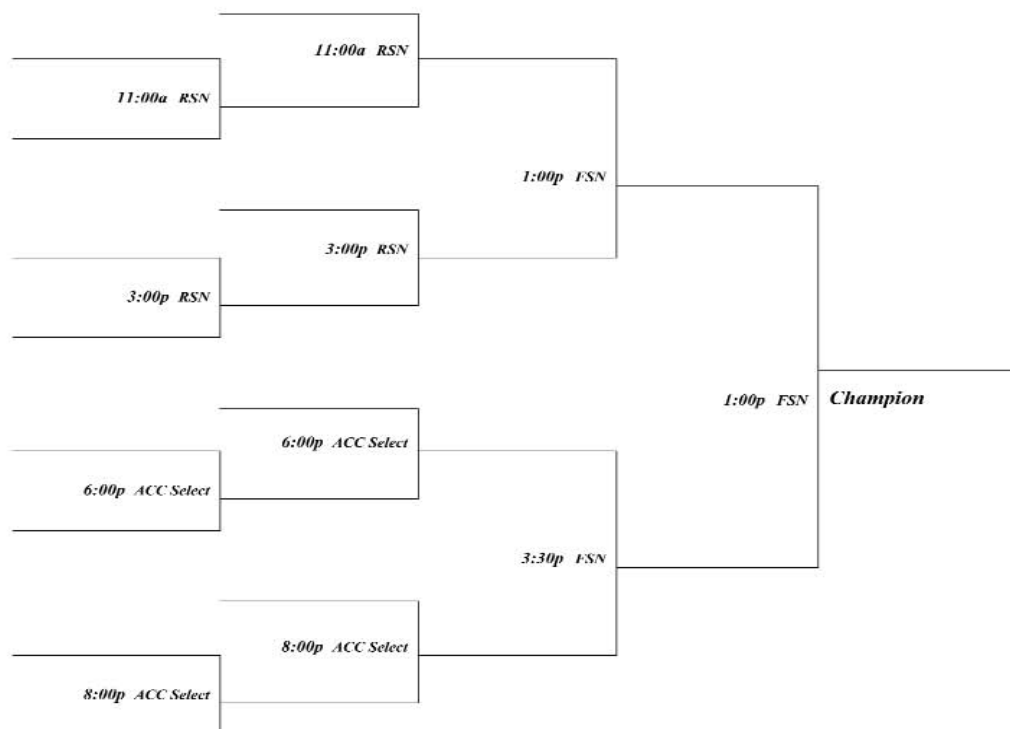


Game 26: @ Clemson Feb. 18, Clemson, S.C.

Location..... Clemson, S.C.
 Founded..... 1889
 Enrollment 17,585
 Nickname Tigers
 Colors..... Burnt Orange and Northwest Purple
 Conference Atlantic Coast
 President James F. Barker
 Athletic Director Dr. Terry Don Phillips
 Home Court Littlejohn Coliseum
 Capacity 9,850
 Head Coach..... Cristy McKinney
 Alma Mater NC State, '79
 Record at School 46-75 (4)
 Career Record 262-214 (16)
 Asst. Coaches..... A.G. Hall, Todd Steelman, Marla Brumfield
 2008-09 Overall Record 14-17
 Conference Conference/Finish 2-12/12
 Postseason..... N/A
 Final Ranking..... N/A
 Letterwinners R/L..... 12/2
 Starters R/L 4/1
 Series Record, Last Meeting Clemson 4-3, 1/5/09
 WBB SID..... Jeff Kallin
 E-mail kallin@clemson.edu
 Office..... (864) 656-1920
 Press Row Phone..... (864) 656-2118
 Website www.clemsontigers.com



<i>1st Round</i>	<i>Quarterfinals</i>	<i>Semifinals</i>	<i>Finals</i>
<i>Thursday</i>	<i>Friday</i>	<i>Saturday</i>	<i>Sunday</i>
<i>March 4</i>	<i>March 5</i>	<i>March 6</i>	<i>March 7</i>



RSN - FOX Sports Net South, Fox Sports Net Florida, Comcast SportsNet, NESN (New England Sports Network)
 FSN - Fox Sports Net & Affiliates
 TheACC.com

This is Miami Women's Basketball

The ACC Tournament

ACC TOURNAMENT COMPOSITE RECORD

Team	W	L	Pct.	Tourneys	Semis	Finals	Titles
North Carolina	51	23	.689	32	23	16	9
Maryland	45	23	.662	32	21	12	9
NC State	36	28	.563	32	19	13	4
Duke	32	27	.542	32	14	10	5
Virginia	33	29	.532	32	21	6	3
Clemson	29	30	.492	32	17	6	2
Boston College	2	4	.333	4	0	0	0
Virginia Tech	2	5	.286	5	0	0	0
Florida State	7	18	.280	18	2	0	0
Wake Forest	9	32	.220	32	2	0	0
Georgia Tech	8	30	.211	30	3	1	0
Miami	1	5	.167	5	0	0	0

ACC CURRENT COACHES RECORDS

Coach	Career Yrs.	W-L	At School Yrs.	W-L	ACC Games W-L
Sylvia Crawley, Boston College	3	61-37	1	23-12	7-7
Cristy McKinney, Clemson	18	289-242	4	46-75	12-34
Joanne P. McCallie, Duke	17	368-164	2	52	21-7
Sue Semrau, Florida State	12	205-161	12	205-161	88-96
MaChelle Joseph, Georgia Tech	6	106-76	6	106-76	35-51
Brenda Frese, Maryland	10	234-90	7	177-80	66-36
Katie Meier, Miami	8	126-115	4	50-70	12-44
Sylvia Hatchell, North Carolina	34	812-282	23	540-202	221-127
Kellie Harper, NC State	5	97-65	0	0-0	0-0
Debbie Ryan, Virginia	32	700-298	32	700-298	293-144
Beth Dunkenberger, Virginia Tech	9	149-120	5	84-70	22-48
Mike Petersen, Wake Forest	16	260-205	5	72-78	13-57

ALL-TIME ACC RECORDS


Team	All Games W	L	Pct.	ACC Games Only W	L	Pct.
Boston College	533	444	.546	23	33	.411
Clemson	615	418	.595	223	221	.502
Duke	663	330	.668	269	181	.600
Florida State	522	509	.506	109	169	.392
Georgia Tech	481	503	.489	135	295	.314
Maryland	719	363	.665	247	190	.565
Miami	556	447	.554	16	54	.230
North Carolina	758	332	.695	291	142	.672
NC State	706	345	.672	284	168	.628
Virginia	737	330	.691	293	144	.670
Virginia Tech	535	419	.560	22	48	.314
Wake Forest	424	563	.430	97	339	.222

ALL-TIME MIAMI ACC FINISHES

Year	Finish	ACC Record
2004-05	Eighth	4-10
2005-06	Sixth	6-8
2006-07	11th	2-12
2007-08	12th	2-12
2008-09	10th	2-12
Total		16-54

MIAMI VS. OPPONENTS IN THE ACC TOURNAMENT

Boston College	0-1
Last Meeting	March 5, 2009; BC 76, UM 59
Georgia Tech	1-3
Last Meeting	March 6, 2008; GT 76, UM 49
North Carolina	0-1
Last Meeting	March 5, 2005; NC 64, UM 57



Tamara James

This is Miami Women's Basketball

Miami vs. 2009-10 Non-Conference Opponents

BARRY (3-1)

2/6/89	W	85-36	(h)
2/19/74	W	41-33	(h)
2/1/74	W	44-41	(a)
2/15/73	L	51-45	(a)

UC RIVERSIDE

First Meeting

CAL ST. BAKERSFIELD

First Meeting

BETHUNE-COOKMAN (6-1)

2/5/90	W	76-43	(h)
1/25/90	W	76-26	(a)
2/22/89	W	72-55	(h)
12/6/88	W	77-65	(a)
2/20/88	L	80-72	(a)
12/1/87	W	90-55	(h)
1/20/81	W	2-0—forfeit	(h)
UAB (0-2)	Nov. 21		
11/21/80	L	79-63	(a)
1/23/80	L	83-71	(h)

NOV. 7 - EXHIBITION

UAB (0-2)

11/21/80	L	79-63	(a)
1/23/80	L	83-71	(h)

HOUSTON (1-7)

11/21/08	L	70-64	(a)
12/8/07	L	63-62	(h)
12/19/06	L	82-73	(a)
3/16/02	L	83-76	(a)
11/28/95	L	80-72	(a)
12/2/89	L	81-76	(a-OT)
2/11/85	L	83-68	(a)
1/9/82	W	64-47	(h)

LONG BEACH STATE

First Meeting

MASSACHUSETTS (1-0)

1/9/90	W	76-58	(a)
--------	---	-------	-----

RICE (1-1)

3/12/99*	L	65-58	(a)
1/28/83	W	87-57	(n)

* WNIT

NOV. 21

NOV. 24

NOV. 27

NOV. 28

NOV. 28

NEBRASKA (0-1)

12/30/82	L	76-74	(h)
----------	---	-------	-----

BINGHAMTON (2-0)

12/13/08	W	72-37	(h)
11/30/85	W	64-55	(n)

CORNELL (1-0)

1/2/09	W	61-47	(h)
--------	---	-------	-----

QUINNIPIAC (1-0)

11/29/02	W	87-56	(n)
----------	---	-------	-----

TEXAS (1-1)

12/9/01	W	57-55	(n)
2/17/86	L	112-43	(a)

CENTRAL MICHIGAN

First Meeting

NORTH FLORIDA

First Meeting

MIAMI (OH)

First Meeting

SIU EDWARDSVILLE (1-0)

2/4/09	W	83-72	(a)
--------	---	-------	-----



This is Miami Women's Basketball

Miami vs. ACC Opponents

FLORIDA STATE (7-28)

JAN. 10, FEB. 25

2/22/09	L	59-58	(a)
2/8/09	L	75-59	(h)
2/28/08	L	50-49	(a)
1/24/08	L	75-70	(h-OT)
2/1/07	L	75-68	(h)
1/7/07	L	71-62	(a)
2/17/06	L	68-61	(a)
2/9/06	L	79-54	(h)
1/27/05	W	62-57	(h)
1/9/05	L	65-56	(a)
12/19/92	L	64-61	(h)
1/23/91	L	71-69	(a)
12/19/91	L	76-62	(h)
2/17/90	L	95-66	(a)
12/11/88	W	88-79	(h)
11/26/88	W	96-85	(n)
1/29/87	W	80-73	(a)
12/15/86	L	75-74	(h)
2/25/85	W	74-67	(a)
12/15/84	W	79-65	(h)
1/13/84	L	76-64	(a)
3/5/82	L	84-80	(n)
2/13/82	L	66-52	(a)
12/12/81	L	77-74	(h)
2/27/81	W	79-70	(n)
1/13/81	L	62-55	(h)
12/6/80	L	87-73	(a)
2/22/80	L	72-61	(n)
1/22/80	L	93-74	(a)
12/14/79	L	82-64	(h)
1978-79	L	73-57	(n)
1978-79	L	74-64	(h)
1978-79	L	79-53	(a)
2/24/78	L	66-56	(n)
1974-75	L	59-45	(n)

DUKE (10-6)

JAN. 14

1/9/09	L	73-58	(a)
1/5/08	L	84-72	(h)
1/3/07	L	72-42	(a)
2/19/06	L	99-93	(h-2OT)
2/24/05	L	95-61	(a)
2/3/05	L	72-63	(h)

WAKE FOREST (3-4)

JAN. 17

2/1/09	L	78-69	(h)
2/24/08	L	50-45	(a)
2/8/07	W	77-51	(h)
1/5/06	W	79-71	(a)
1/9/05	L	78-63	(h)
11/27/93	L	74-65	(n)
1/8/83	W	81-65	(n)

MARYLAND (1-8)

JAN. 21

3/1/09	L	89-65	(h)
1/31/08	L	90-50	(a)
1/10/07	L	111-53	(h)

2/1/06	L	88-77	(a)
2/17/05*	L	70-65	(h)
3/21/04	L	86-85	(n)
12/29/02	W	97-66	(h)
2/11/93	L	67-57	(a)
1/4/87	L	84-64	(n)

*NCAA Tournament

VIRGINIA TECH (6-5)

JAN. 24

2/12/09	W	59-56	(a)
2/11/08	L	81-73	(h-OT)
1/25/07	L	78-71	(a)
1/29/06	W	77-62	(h)
2/27/05	L	90-45	(a)
2/6/05	W	78-67	(h)
2/14/04	W	65-56	(a)
1/28/03	W	67-66	(h-OT)
2/20/02	W	55-53	(h)
2/5/02	L	72-60	(a)
1/7/01	L	64-51	(a)

GEORGIA TECH (7-9)

JAN. 27, FEB. 21

1/29/09	L	68-42	(a)
1/12/09	L	60-50	(h)
3/6/08*	L	76-49	(n)
2/7/08	W	54-52	(h)
1/13/08	L	68-65	(a)
3/1/07*	L	66-52	(n)
2/15/07	L	66-45	(h)
1/15/07	L	52-37	(a)
3/2/06*	L	79-62	(n)
2/26/06	W	90-85	(h-2OT)
1/5/06	W	75-63	(a)
3/4/05*	W	60-58	(n)
1/23/05	L	62-46	(h)
3/13/02	W	73-64	(a)
12/30/91	W	78-63	(h)
12/15/80	W	86-80	(h)

* ACC Tournament

BOSTON COLLEGE (17-15)

JAN. 31, FEB. 28

3/5/09*	L	76-59	(n)
2/16/09	L	71-64	(h)
1/18/09	L	62-54	(a)
3/2/08	L	63-52	(h)
2/3/08	L	70-42	(a)
2/11/07	L	78-65	(a)
1/18/07	W	83-68	(h)
2/12/06	L	79-69	(a)
1/19/06	W	82-68	(h)
3/7/04	L	65-53	(n)
1/10/04	W	70-66	(a)
3/1/03	L	84-77	(a)
1/15/03	L	79-61	(h)
2/26/02	W	60-57	(h)
3/3/01	L	62-49	(n)
1/10/01	W	65-59	(a)
2/2/00	L	66-55	(h)
1/16/99	W	66-53	(a)

12/5/98	W	65-57	(h)
1/10/98	W	85-79	(h)
3/2/97	W	63-48	(n)
2/19/97	L	67-55	(a)
1/2/97	L	66-48	(h)
1/22/96	W	60-59	(a)
1/22/95	W	73-67	(a)
1/2/95	W	80-45	(h)
2/26/94	W	75-72	(h)
1/25/94	L	80-71	(a)
2/16/93	W	84-55	(h)
1/31/93	W	80-67	(a)
2/1/92	W	79-60	(h)
1/3/92	W	78-59	(a)

*ACC Tournament

NORTH CAROLINA (2-9)

FEB. 4

2/29/09	L	90-76	(a)
2/21/08	L	79-61	(h)
2/18/07	L	93-70	(a)
1/9/06	L	90-57	(h)
3/15/05	L	64-57	(n)
1/17/05	L	83-52	(a)
3/21/92*	W	86-72	(h)
2/29/88	W	75-69	(a)
1/29/87	L	89-71	(h)
11/25/83	L	77-65	(n)
1/17/81	L	75-61	(n)

* NCAA Tournament

VIRGINIA (1-6)

FEB. 11

2/19/09	L	84-75	(a)
1/21/08	L	79-68	(h)
2/4/07	L	73-60	(a)
3/22/06*	L	83-72	(a)
1/22/06	L	77-68	(h)
2/10/05	W	66-60	(a)
12/28/87	L	78-69	(h)

* WNIT

NC STATE (1-8)

FEB. 14

1/22/09	W	72-60	(h)
2/14/08	L	51-45	(a)
2/24/07	L	77-53	(h)
1/26/06	L	83-77	(a)
2/14/05	L	71-68	(h)
1/20/05	L	73-59	(a)
12/19/99	L	80-60	(h)
11/26/83	L	60-54	(a)
1/16/81	L	97-50	(a)

CLEMSON (3-4)

FEB. 18

1/5/09	L	74-68	(h)
1/10/08	W	66-61	(a)
1/28/07	L	79-69	(h)
1/12/06	W	74-52	(a)
1/31/05	W	83-69	(a)
3/14/98	L	60-49	(n)
12/19/81	L	74-59	(n)

This is Miami Women's Basketball

All-Time Series Results

ALABAMA (0-2)

12/29/96	L	73-43	(h)
1/4/80	L	73-61	(h)

UAB (0-2)

11/21/80	L	79-63	(a)
1/23/80	L	83-71	(h)

ALASKA-ANCHORAGE (1-0)

3/1/87	W	71-62	(a)
--------	---	-------	-----

APPALACHIAN STATE (1-0)

12/29/92	W	80-63	(h)
----------	---	-------	-----

ARIZONA (1-1)

12/2/89	W	85-65	(h)
1/27/88	L	78-71	(a)

ARIZONA STATE (0-1)

1/28/88	L	78-74	(a)
---------	---	-------	-----

ARKANSAS (0-1)

11/23/84	L	79-58	(a)
----------	---	-------	-----

AUBURN (0-8)

12/30/08	L	68-53	(h)
12/29/06	L	79-61	(h)
12/29/94	L	73-43	(h)
2/4/89	L	73-44	(a)
12/29/87	L	96-48	(h)
1/3/87	L	98-55	(a)
1/27/86	L	92-46	(a)
1/5/81	L	78-72	(h)

AUGUSTANA (1-0)

12/29/84	W	77-50	(h)
----------	---	-------	-----

AUSTIN PEAY (2-0)

11/28/08	W	64-51	(h)
1/4/82	W	74-52	(h)

BARRY (3-1)

2/6/89	W	85-36	(h)
2/19/74	W	41-33	(h)
2/1/74	W	44-41	(a)
2/15/73	L	51-45	(a)

BAYLOR (1-0)

11/30/85	W	64-55	(n)
----------	---	-------	-----

BETHUNE COOKMAN (6-1)

2/5/90	W	76-43	(h)
1/25/90	W	76-26	(h)
2/22/89	W	72-55	(a)
12/6/88	W	77-65	(a)
2/20/88	L	80-72	(a)
12/1/87	W	90-55	(h)
1/20/81	W	2-0—forfeit	(h)

BINGHAMTON (2-0)

12/13/08	W	72-37	(h)
11/30/85	W	64-55	(n)

BOSTON COLLEGE (17-15)

3/5/09*	L	76-59	(n)
2/16/09	L	71-64	(h)
1/18/09	L	62-54	(a)
3/2/08	L	63-52	(h)
2/3/08	L	70-42	(a)
2/11/07	L	78-65	(a)
1/18/07	W	83-68	(h)
2/12/06	L	79-69	(a)
1/19/06	W	82-68	(h)
3/7/04	L	65-53	(n)
1/10/04	W	70-66	(a)
3/1/03	L	84-77	(a)
1/15/03	L	79-61	(h)
2/26/02	W	60-57	(h)
3/3/01	L	62-49	(n)
1/10/01	W	65-59	(a)
2/2/00	L	66-55	(h)
1/16/99	W	66-53	(a)
12/5/98	W	65-57	(h)
1/10/98	W	85-79	(h)
3/2/97	W	63-48	(n)
2/19/97	L	67-55	(a)
1/2/97	L	66-48	(h)
1/22/96	W	60-59	(a)
1/22/95	W	73-67	(a)
1/2/95	W	80-45	(h)
2/26/94	W	75-72	(h)
1/25/94	L	80-71	(a)
2/16/93	W	84-55	(h)
1/31/93	W	80-67	(a)
2/1/92	W	79-60	(h)
1/3/92	W	78-59	(a)

*ACC Tournament

BOSTON UNIVERSITY (1-0)

1/11/90	W	87-69	(a)
---------	---	-------	-----

BRADLEY (2-0)

11/25/05	W	73-61	(h)
11/29/03	W	70-52	(n)

BYU (1-1)

12/20/86	L	82-80	(n)
12/13/85	W	78-74	(n)

BROWARD CENTRAL (11-9)

2/13/81	W	69-50	(a)
11/17/80	W	87-49	(h)
2/12/80	W	104-35	(h)
11/28/79	W	101-38	(a)
1978-79	L	81-58	(n)
1978-79	L	93-82	(h)
1978-79	L	77-61	(a)
2/21/78	L	70-62	(n)
1/2/78	L	59-47	(a)
2/18/77	L	72-65	(n)
2/16/77	W	75-64	(h)
2/4/77	L	69-59	(a)
2/21/76	L	91-65	(n)

2/2/76	L	69-65	(a)
1974-75	W	61-26	(h)
1974-75	W	49-19	(a)
1/30/74	W	43-27	(a)
2/21/74	W	44-28	(h)
1/12/73	W	36-26	(a)
2/13/73	W	41-25	(h)

BROWN (2-0)

12/29/08	W	81-41	(h)
12/29/99	W	79-62	(h)

BUCKNELL (1-0)

12/28/92	W	74-54	(h)
----------	---	-------	-----

BUTLER (1-1)

11/24/07	L	62-59	(h)
12/27/96	W	70-55	(h)

CARSON NEWMAN (1-0)

12/17/81	W	88-73	(n)
----------	---	-------	-----

CENTRAL ARKANSAS (1-0)

12/30/07	W	90-57	(h)
----------	---	-------	-----

UCF (11-3)

12/18/08	W	66-59	(a)
12/2/07	W	64-56	(h)
12/20/05	W	82-72	(a)
12/13/04	W	60-50	(h)
2/10/90	W	96-74	(h)
2/11/89	W	94-69	(h)
2/25/88	W	103-87	(a)
1/20/88	W	93-82	(a)
12/04/85	W	62-61	(h)
1/24/83	L	70-60	(a)
12/15/81	W	66-63	(n)
2/06/81	W	86-75	(h)
2/19/80	L	57-56	(a)
1978-79	L	69-51	(n)

CHARLESTON SOUTHERN (1-0)

12/2/07	W	64-56	(h)
---------	---	-------	-----

CLEMSON (3-4)

1/5/09	L	74-68	(h)
1/10/08	W	66-61	(a)
1/28/07	L	79-69	(h)
1/12/06	W	74-52	(a)
1/31/05	W	83-69	(a)
3/14/98	L	60-49	(n)
12/19/81	L	74-59	(n)

CLEVELAND STATE (3-0)

2/28/91	W	91-59	(h)
12/27/89	W	81-53	(h)
12/27/84	W	95-48	(h)

CONNECTICUT (5-18)

2/8/04	L	83-65	(a)
2/19/03	L	81-60	(h)
1/12/02	L	96-50	(a)
1/23/01	L	81-45	(a)

12/5/00	L	77-53	(h)
1/29/00	L	84-36	(h)
2/8/00	L	93-46	(a)
2/6/99	L	88-66	(h)
1/20/99	L	89-55	(a)
2/13/98	L	80-60	(a)
3/3/97	L	98-71	(a)
2/16/97	L	86-59	(a)
1/9/97	L	69-51	(h)
1/10/96	L	79-52	(h)
2/9/95	L	85-48	(a)
1/24/95	L	92-51	(h)
2/13/94	L	60-48	(h)
1/23/94	L	87-46	(a)
2/14/93	W	69-51	(h)
1/15/93	W	69-66	(a)
3/9/92	W	56-47	(a)
2/21/92	W	75-59	(a)
1/17/92	W	70-66	(h)

CORNELL (1-0)

1/2/09	W	61-47	(h)
--------	---	-------	-----

DARTMOUTH (2-0)

12/16/03	W	74-53	(h)
12/20/84	W	62-52	(h)

DAYTON (3-0)

12/3/94	W	67-53	(n)
1/4/86	W	76-62	(h)
2/15/81	W	62-58	(h)

DELAWARE STATE (1-0)

12/27/97	W	105-62	(h)
----------	---	--------	-----

DELTA STATE (0-1)

3/7/82	L	81-66	(n)
--------	---	-------	-----

DETROIT MERCY (1-1)

12/28/95	L	78-77	(h)
1/8/89	W	74-61	(a)

DISTRICT OF COLUMBIA (1-0)

1/3/90	W	79-47	(n)
--------	---	-------	-----

DRAKE (0-1)

1/2/81	L	101-63	(h)
--------	---	--------	-----

DUKE (0-6)

1/9/09	L	73-58	(a)
1/5/08	L	84-72	(h)
1/3/07	L	72-42	(a)
2/19/06	L	99-93 (h-2OT)	(a)
2/24/05	L	95-61	(a)
2/3/05	L	72-63	(h)

EAST CAROLINA (1-1)

12/19/85	L	58-43	(a)
1/2/82	W	60-56	(h)

EAST TENNESSEE STATE (0-1)

1/5/82	L	70-44	(h)
--------	---	-------	-----

EASTERN KENTUCKY (2-1)

11/23/03	W	90-81	(n)
11/24/99	W	83-66	(h)
11/24/94	L	81-74	(n)

EASTERN MICHIGAN (1-0)

12/21/02	W	85-66	(h)
----------	---	-------	-----

EDINBORO STATE (0-1)

1/2/80	L	70-62	(h)
--------	---	-------	-----

EVANSVILLE (1-0)

2/26/85	W	61-60	(h)
---------	---	-------	-----

FAIRFIELD (3-3)

11/28/04	W	84-70	(h)
12/22/00	L	67-55	(h)
11/16/97	W	87-66	(h)
11/27/94	W	81-71	(h)
1/3/86	L	71-68	(h)
12/28/82	L	76-71	(h)

FAIRLEIGH DICKINSON (1-0)

12/2/05	W	100-62	(h)
---------	---	--------	-----

FLAGLER (2-2)

2/16/80	W	64-62	(n)
1/27/80	W	74-73	(a)
1974-75	L	62-49	(a)
2/26/74	L	74-38	(n)

FLORIDA (13-28)

12/12/03	W		80-75	(h)
12/2/02		L	76-67	(a)
12/1/99		L	85-77	(h)
11/24/98		L	85-69	(a)
11/21/97		L	70-51	(a)
11/22/96		L	65-58	(n)
12/2/95		L	71-70	(h)
12/2/94		L	84-63	(n)
1/27/94		L	59-50	(a)
12/1/91	W		95-75	(h)
1/16/90	W		85-73	(a)
11/29/89	W		76-61	(h)
1/24/89	W		75-67	(h)
1/16/89		L	75-61	(a)
12/19/87	W		84-75	(h)
12/12/87	W		69-68	(a)
2/22/87	W		78-66	(h)
12/13/86		L	81-73	(a)
2/24/86	W		70-45	(a)
1/15/86		L	79-58	(h)
2/18/85	W		68-53	(h)
1/14/85		L	85-68	(a)
2/06/85		L	55-53	(h)
12/11/83		L	78-58	(a)
2/14/83		L	78-64	(a)
1/20/82		L	80-73	(h)
12/05/81	W		87-85	(h)
2/28/81	W		65-59	(n)
2/7/81	W		75-64	(h)
1/10/81		L	84-55	(a)

This is Miami Women's Basketball

All-Time Series Results

12/9/00	L	78-48	(a)
12/4/99	W	76-61	(h)
11/18/98	W	67-65	(a)
12/14/97	L	81-60	(h)
12/14/96	W	55-49	(a)
12/16/95	W	71-49	(h)
12/6/94	L	77-62	(a)
12/30/93	L	75-56	(h)
12/13/92	W	80-53	(a)
12/29/91	W	78-53	(h)
3/8/91	W	75-55	(n)
3/2/91	W	79-54	(h)
2/5/91	W	74-64	(a)
2/23/90	W	94-76	(a)
2/1/90	W	71-64	(h)
2/24/89	W	100-85	(a)
1/31/89	W	83-76	(h)
2/23/87	L	79-70	(a)
2/13/87	L	79-69	(h)
2/18/87	L	78-71	(h)
3/4/86	L	81-52	(h)
3/4/85	W	81-73	(h)
2/7/85	L	73-72	(a)
3/3/84	L	83-81 (a-2OT)	
1/24/84	W	82-64	(h)
3/2/83	L	63-53	(h)
12/4/82	L	89-73	(a)
1/26/82	W	69-66	(h)
1/11/82	W	78-59	(a)
2/21/81	W	84-56	(h)
1/27/81	W	109-56	(h)
2/15/80	W	83-35	(h)
1/15/81	W	98-41	(h)
2/6/79	W	86-58	(h)
2/12/79	W	74-44	(h)
2/18/78	W	50-43	(n)
2/8/78	W	54-50	(a)
1/23/78	W	71-42	(h)
2/26/77	L	66-58	(h)
2/24/77	W	64-51	(h)
2/19/77	L	52-48	(h)
2/14/77	W	73-65	(h)
2/1/77	L	57-49	(a)
2/26/76	L	59-57	(n)
2/17/76	L	57-50	(h)
1/29/76	W	56-38	(h)

* WNIT Tournament

FLORIDA MEMORIAL (6-0)

2/14/84	W	75-43	(a)
11/18/83	W	76-56	(h)
1/17/83	W	89-71	(a)
11/19/82	W	88-40	(h)
11/28/82	W	100-54	(h)
11/27/81	W	75-47	(a)

FLORIDA SOUTHERN (0-1)

1/18/80	L	71-69	(a)
---------	---	-------	-----

FLORIDA STATE (7-28)

2/22/09	L	59-58	(a)
2/8/09	L	75-59	(h)
2/28/08	L	50-49	(a)
1/24/08	L	75-70	(h-OT)
2/1/07	L	75-68	(h)
1/7/07	L	71-62	(a)
2/17/06	L	68-61	(a)
2/9/06	L	79-54	(h)
1/27/05	W	62-57	(h)
1/9/05	L	65-56	(a)
12/19/92	L	64-61	(h)
1/23/91	L	71-69	(a)
12/19/91	L	76-62	(h)
2/17/90	L	95-66	(a)
12/11/88	W	88-79	(h)
11/26/88	W	96-85	(n)
1/29/87	W	80-73	(a)
12/15/86	L	75-74	(h)
2/25/85	W	74-67	(a)
12/15/84	W	79-65	(h)
1/13/84	L	76-64	(a)
3/5/82	L	84-80	(n)
2/13/82	L	66-52	(a)
12/12/81	L	77-74	(h)
2/27/81	W	79-70	(n)
1/13/81	L	62-55	(h)
12/6/80	L	87-73	(a)
2/22/80	L	72-61	(n)
1/22/80	L	93-74	(a)
12/14/79	L	82-64	(h)
1978-79	L	73-57	(n)
1978-79	L	74-64	(h)
1978-79	L	79-53	(a)
2/24/78	L	66-56	(n)
1974-75	L	59-45	(n)

FLORIDA TECH (2-3)

2/7/76	W	60-55	(n)
1/17/76	L	60-57	(h)
1974-75	W	53-32	(n)
2/27/74	L	36-41	(n)
2/26/73	L	38-31	(n)

FORDHAM (2-0)

11/23/07	W	57-40	(h)
1/8/85	W	92-73	(h)

FURMAN (1-0)

11/21/99	W	88-46	(h)
----------	---	-------	-----

GARDNER WEBB (1-0)

11/19/04	W	65-47	(h)
----------	---	-------	-----

GEORGETOWN (14-8)

1/4/04	W	57-55	(h-OT)
3/4/03	W	73-71	(h)
1/4/03	W	60-57	(a)
3/3/02	W	69-52	(n)
2/13/02	W	64-56	(a)
2/3/01	W	52-46	(h)

1/19/00	L	63-61	(h)
2/19/00	L	66-61	(a)
2/13/99	W	81-62	(a)
1/26/99	L	69-51	(h)
3/1/98	W	81-66	(h)
1/31/98	W	81-74	(a)
2/25/97	W	62-58	(h)
1/15/97	L	62-55	(a)
2/14/96	L	71-69	(h)
2/15/95	L	65-63	(h)
1/11/95	W	72-66	(a)
2/17/94	L	81-60	(a)
2/11/93	W	67-59	(h)
2/9/93	L	90-88 (a-3OT)	
1/9/93	W	62-55	(h)
2/8/92	W	83-76	(a)
1/8/92	W	89-51	(h)

GEORGE MASON (0-2)

11/30/05	L	68-61	(h)
11/30/04	L	60-35	(a)

GEORGIA (0-2)

1/15/06	L	74-59	(n)
2/20/82	L	91-51	(a)

GEORGIA SOUTHERN (2-0)

1/31/91	W	89-66	(h)
1/19/91	W	86-79	(a)

GEORGIA STATE (5-3)

11/10/06	W	68-60	(h)
1/24/91	W	68-49	(h)
12/4/90	W	85-60	(a)
2/24/84	L	88-79	(n)
1/7/83	W	71-66	(n)
12/19/82	L	83-69	(n)
2/22/82	W	72-66	(a)
12/29/81	L	63-60	(h)

GEORGIA TECH (7-9)

1/29/09	L	68-42	(a)
1/12/09	L	60-50	(h)
3/6/08*	L	76-49	(n)
2/7/08	W	54-52	(h)
1/13/08	L	68-65	(a)
3/1/07*	L	66-52	(n)
2/15/07	L	66-45	(h)
1/15/07	L	52-37	(a)
3/2/06*	L	79-62	(n)
2/26/06	W	90-85 (h-2OT)	
1/5/06	W	75-63	(a)
3/4/05*	W	60-58	(n)
1/23/05	L	62-46	(h)
3/13/02	W	73-64	(a)
12/30/01	W	78-63	(h)
12/15/80	W	86-80	(h)

* ACC Tournament

GONZAGA (1-0)

2/28/86	W	79-52	(n)
---------	---	-------	-----

GRAMBLING STATE (2-2)

12/21/08	W	83-65	(h)
12/28/94	L	98-75	(h)
12/4/86	W	67-65	(h)
12/6/85	L	81-75	(h)

HAMPTON (1-0)

12/12/98	W	84-52	(h)
----------	---	-------	-----

HARTFORD (0-2)

12/10/05	W	82-62	(h)
11/23/04	L	63-53	(a)

HARVARD (1-0)

12/22/91	W	87-62	(h)
----------	---	-------	-----

HOLY CROSS (1-0)

1/2/87	W	83-76	(n)
--------	---	-------	-----

HOMESTEAD AFB (2-0)

2/23/76	W	63-50	(a)
1/14/76	W	100-20	(h)

HOUSTON (1-7)

11/21/08	L	70-64	(a)
12/8/07	L	63-62	(h)
12/19/06	L	82-73	(a)
3/16/02	L	83-76	(a)
11/28/95	L	80-72	(a)
12/2/89	L	81-76 (a-OT)	
2/11/85	L	83-68	(a)
1/9/82	W	64-47	(h)

HOWARD (2-0)

2/9/91	W	78-58	(h)
11/27/87	W	81-58	(n)

IDAHO (0-1)

2/22/84	L	68-66	(n)
---------	---	-------	-----

ILLINOIS (0-2)

12/30/87	L	85-83	(h)
12/14/85	L	73-47	(n)

ILLINOIS-CHICAGO (1-0)

12/16/89	W	70-41	(h)
----------	---	-------	-----

ILLINOIS STATE (1-0)

3/22/90	W	85-83	(n)
---------	---	-------	-----

INDIANA (1-1)

12/5/08	L	69-54	(h)
11/25/06	W	79-70	(h)

IUPUI (1-0)

11/23/01	W	72-58	(h)
----------	---	-------	-----

IONA (1-0)

11/18/01	W	71-52	(h)
----------	---	-------	-----

IOWA (0-2)

2/10/86	L	75-46	(a)
11/29/85	L	83-63	(n)

JACKSON STATE (1-1)

12/1/06	W	77-50	(h)
12/29/81	L	71-45	(h)

JACKSONVILLE (0-1)

11/13/07	L	72-64	(h)
----------	---	-------	-----

JAMES MADISON (1-0)

1/4/90	W	72-53	(n)
--------	---	-------	-----

KANSAS (0-2)

12/28/90	L	76-48	(h)
12/31/79	L	101-62	(h)

KENTUCKY (1-5)

12/1/01	L	60-57	(a)
12/19/00	W	74-59	(h)
3/23/90	L	80-68	(n)
12/9/89	L	80-71	(n)
12/6/86	L	71-55	(h)
2/8/86	L	108-53	(a)

LAMAR (2-1)

1/11/85	W	89-54	(h)
12/2/83	W	71-62	(h)
1/1/80	L	78-56	(h)

LAWRENCE (1-0)

12/14/82	W	74-34	(h)
----------	---	-------	-----

LEHIGH (1-0)

12/27/01	W	76-49	(h)
----------	---	-------	-----

LIU-BROOKLYN (1-0)

1/17/95	W	74-59	(h)
---------	---	-------	-----

LOYOLA MARYMOUNT (1-0)

12/29/04	W	78-67	(h)
----------	---	-------	-----

LSU (0-3)

12/19/07	L	63-52	(n)
1/10/86	L	54-94	(h)
1/16/85	L	62-67	(h)

LOUISIANA TECH (0-2)

3/5/87	L	76-58	(h)
1/25/86	L	81-40	(a)

LOUISVILLE (1-0)

1/11/89	W	59-58	(a)
---------	---	-------	-----

MAINE (1-2)

12/29/07	L	54-53	(h)
12/28/97	W	91-78	(h)
1/13/88	L	76-56	(a)

MANHATTAN (1-0)

11/24/95	W	74-66	(h)
----------	---	-------	-----

MANHATTANVILLE (1-0)

This is Miami Women's Basketball

All-Time Series Results

1/25/78	W	88-34	(a)
2/22/77	W	75-68	(h)
1/24/77	L	106-69	(a)
2/11/76	L	64-49	(a)
1/27/76	L	80-58	(h)
1974-75	L	54-46	(a)
1974-75	W	44-38	(h)
1974-75	L	65-49	(n)
2/18/74	L	38-36	(a)
2/13/74	W	29-23	(h)
2/22/73	L	47-36	(a)
1/9/73	L	37-21	(h)

MIAMI-DADE SOUTH (7-8)			
2/3/81	L	63-60	(a)
12/2/80	W	75-51	(h)
2/28/80	L	60-57	(a)
12/11/79	W	84-71	(h)
1978-79	W	66-60	(n)
2/18/78	L	69-59	(h)
2/7/78	L	53-46	(a)
1/20/78	W	73-69	(h)
2/7/77	L	56-50	(a)
1/26/77	W	42-39	(h)
2/7/76	L	62-60	(n)
1/20/76	L	49-40	(a)
1974-75	W	60-52	(a)
2/12/74	W	48-47	(a)
2/8/73	L	56-26	(a)

MICHIGAN (1-2)			
11/19/07	L	65-50	(h)
12/3/06	L	60-55	(a)
12/28/89	W	72-64	(h)

MICHIGAN STATE (1-2)			
12/29/01	L	79-73	(h)
12/19/86	L	63-52	(a)
12/30/84	W	78-68	(h)

MIDDLE TENNESSEE (1-0)			
12/30/80	W	80-74	(h)

MILLIKIN (1-0)			
1/2/83	W	66-62	(h)

MINNESOTA (1-2)			
12/30/01	L	80-65	(h)
11/28/87	L	76-72	(a)
12/22/86	W	77-64	(h)

MISSISSIPPI (2-3)			
12/15/07	L	65-52	(h)
12/21/06	L	82-64	(a)
12/29/05	W	79-70	(h)
1/3/91	W	66-64	(n)
12/31/85	L	79-61	(h)

MISSISSIPPI STATE (0-1)			
2/27/87	L	81-67	(n)

MISSOURI (1-0)			
1/5/85	W	82-81	(n)
MISSOURI-KANSAS CITY (1-1)			
1/9/91	L	53-44	(a)
2/9/90	W	70-58	(h)

MONMOUTH (1-0)			
11/28/86	W	82-73	(n)

MONTANA (1-1)			
12/20/05	L	83-74	(a)
12/16/06	W	55-49	(h)

MOREHEAD STATE (1-0)			
11/22/03	W	93-54	(a)

MORRIS BROWN (1-0)			
11/25/02	W	111-44	(h)

MURRAY STATE (2-0)			
1/4/91	W	82-60	(n)
1/4/85	W	73-62	(h)

NEBRASKA (0-1)			
12/30/82	L	76-74	(h)

NEW HAMPSHIRE (1-0)			
12/28/00	W	70-61	(h)

NEW MEXICO (0-1)			
3/22/03	L	91-85	(n-OT)

NEW ORLEANS (1-0)			
11/26/84	W	77-57	(n)

NIAGARA (1-0)			
12/1/89	W	88-52	(h)

NICHOLLS STATE (1-0)			
11/24/06	W	85-42	(h)

NORFOLK STATE (1-0)			
11/14/08	W	91-42	(h)

NORTH CAROLINA (2-9)			
2/29/09	L	90-76	(a)
2/21/08	L	79-61	(h)
2/18/07	L	93-70	(a)
1/9/06	L	90-57	(h)
3/15/05	L	64-57	(n)
1/17/05	L	83-52	(a)
3/21/92*	W	86-72	(h)
2/29/88	W	75-69	(a)
1/29/87	L	89-71	(h)
11/25/83	L	77-65	(n)
1/17/81	L	75-61	(n)

* NCAA Tournament

NORTH CAROLINA A&T (1-0)			
12/28/05	W	104-65	(h)

CHARLOTTE (0-1)			
3/24/90	L	82-80	(n)

NC STATE (1-8)			
1/22/09	W	72-60	(h)
2/14/08	L	51-45	(a)
2/24/07	L	77-53	(h)
1/26/06	L	83-77	(a)
2/14/05	L	71-68	(h)
1/20/05	L	73-59	(a)
12/19/99	L	80-60	(h)
11/26/83	L	60-54	(a)
1/16/81	L	97-50	(a)

NORTH DAKOTA STATE (1-0)			
1/1/84	W	64-61	(h)

NORTHEAST LOUISIANA (0-1)			
12/30/85	L	88-62	(h)

NORTHERN ILLINOIS (1-1)			
2/6/88	W	88-80	(h)
2/9/87	L	77-72	(a)

NORTHWESTERN (1-1)			
11/21/01	W	86-69	(h)
11/24/00	L	56-48	(a)

NW STATE (LA.) (1-0)			
12/3/88	W	92-89	(n)

NOTRE DAME (3-13)			
2/25/04	L	93-58	(a)
1/28/04	L	59-50	(h)
1/11/03	W	80-70	(a)
1/2/02	L	69-65	(h)
2/20/01	L	81-54	(a)
1/22/00	L	76-54	(h)
3/5/00*	L	67-52	(a)
2/23/99	L	89-62	(a)
2/3/98	W	77-76	(h)
1/8/98	L	75-47	(h)
1/29/97	L	72-71	(a)
2/20/96	L	86-70	(a)
1/27/96	L	67-50	(h)
1/7/88	L	83-68	(h)
2/7/86	W	62-61	(a)
1/5/86	L	59-53	(h)

*BIG EAST Tournament

OAKLAND (1-0)			
11/26/05	W	78-65	(h)

OHIO STATE (0-2)			
12/27/86	L	79-75	(h)
12/17/82	L	91-63	(n)

OKLAHOMA (2-1)			
12/20/97	L	67-62	(a)
12/29/88	W	69-66	(h)

OKLAHOMA STATE (1-1)			
12/19/98	W	62-60	(h)

1/2/91	W	74-71	(n)
3/15/89*	L	93-69	(a)
* NCAA Tournament			

OLD DOMINION (0-3)			
12/1/96	L	94-55	(a)
1/9/88	L	93-79	(h)
1/13/86	L	86-64	(a)

ORAL ROBERTS (1-1)			
12/19/96	W	69-49	(h)
12/17/79	L	68-58	(h)

OREGON (0-1)			
11/26/04	L	79-73	(n)

PEPPERDINE (1-0)			
2/26/84	W	67-43	(n)

PITTSBURGH (16-8)			
1/17/04	W	77-68	(h)
1/22/03	W	79-76	(a)
2/2/02	W	77-61	(h)
2/17/01	W	96-69	(h)
1/30/01	L	84-74	(a)
2/29/00	W	80-60	(h)
1/10/99	L	63-61	(a)
1/2/99	W	75-60	(h)
1/24/98	W	72-55	(h)
3/1/97	W	64-50	(n)
2/12/97	W	89-61	(h)
1/6/97	L	64-59	(a)
3/2/96	L	52-49	(n)
12/22/95	W	73-63	(a)
2/1/95	W	54-50	(h)
1/7/95	L	73-61	(a)
3/5/94	L	70-60	(n)
2/2/94	L	59-53	(h)
1/9/94	L	71-66	(a)
3/1/93	W	77-65	(h)
1/29/93	W	55-50	(a)
2/11/92	W	79-64	(h)
1/11/92	W	73-54	(a)
12/31/82	W	79-75	(h-2OT)

PORTLAND STATE (1-0)			
2/16/91	W	84-63	(h)

PROVIDENCE (17-6)			
3/2/04	W	81-62	(h)
1/20/04	W	86-67	(a)
2/22/03	W	77-64	(h)
2/23/02	L	69-64	(a)
1/17/01	L	77-60	(h)
2/12/00	W	71-66	(a)
1/13/99	W	85-63	(h)
2/10/98	W	90-79	(a)
12/6/97	W	97-70	(h)
1/12/97	W	60-56	(a)

1/31/96	W	74-73	(h)
1/4/96	L	81-60	(a)
2/25/95	L	76-72	(a)
1/21/95	W	80-78	(h)
2/23/95	L	78-62	(a)
1/3/94	W	65-63	(h)
3/8/93	W	76-55	(a)
2/6/93	W	85-65	(h)
1/5/93	W	64-52	(a)
3/8/92	W	82-70	(n)
2/16/92	W	95-69	(h)
11/13/92	W	87-83	(a)
12/28/83	L	70-60	(h)

PURDUE (2-3)			
12/19/91	W	65-63	(h)
11/25/90	L	86-56	(a)
1/4/89	L	79-65	(a)
11/29/86	L	69-68	(h)
12/31/84	W	69-64	(n)

QUINNIPIAC (1-0)			
11/29/02	W	87-56	(n)

RADFORD (1-0)			
12/2/01	W	83-48	(h)

RHODE ISLAND (0-2)			
1/4/94	L	56-54	(n)
1/11/86	L	66-65	(n)

RICE (1-1)			
3/12/99*	L	65-58	(a)
1/28/83	W	87-57	(n)

RICHMOND (1-0)			
12/2/03	W	80-73	(h)

ROBERT MORRIS (1-0)			
1/3/83	W	56-45	(h)

RUTGERS (7-12)			
1/31/04	L	76-69	(h)
3/9/03*	W	77-74	(a)
2/4/03	L	65-56	(a)
1/26/02	W	65-55	(h)
1/5/02	W	67-53	(a)
1/27/01	L	39-37	(h)
1/5/00	L	65-45	(a)
2/28/99	L	79-53	(a)

This is Miami Women's Basketball

All-Time Series Results

2/17/99	W	66-52	(a)	1/26/80	L	81-76	(n)
2/18/98	W	73-66	(h)	1/19/80	W	84-72	(a)
1/3/98	W	70-66	(a)	1/20/79	L	72-33	(a)
1/19/97	W	79-67	(h)	2/22/79	L	85-45	(n)
2/27/96	W	67-60	(h)	1/27/78	L	84-47	(h)
1/13/96	L	69-62	(a)	1/28/77	L	59-46	(a)
3/4/95	L	66-50	(a)	2/27/76	L	71-46	(n)
2/21/95	L	82-65	(h)	2/6/76	W	59-52	(n)
12/22/94	L	72-44	(a)	SOUTHERN ILLINOIS (1-0)			
2/10/94	L	82-46	(h)	12/20/95	W	70-61	(h)
1/13/94	L	93-50	(a)	SIU-EDWARDSVILLE (1-0)			
2/27/93	W	72-60	(h)	2/4/09	W	83-72	(a)
1/3/93	L	73-59	(a)	SOUTHERN METHODIST (0-1)			
3/7/92	W	76-62	(n)	12/29/99	L	76-55	(h)
2/5/92	W	68-46	(h)	SOUTHERN MISS (1-1)			
1/5/92	W	76-54	(a)	12/18/07	W	63-56	(n)

*BIG EAST Tournament

SOUTH ALABAMA (0-1)

11/22/80	L	74-51	(n)
----------	---	-------	-----

SOUTH CAROLINA (0-2)

11/28/93	L	71-68	(n)
2/28/83	L	66-56	(h)

SOUTH CAROLINA STATE (0-1)

12/3/83	L	73-69	(h)
---------	---	-------	-----

SOUTH FLORIDA (28-11)

11/25/03	W	62-55	(a)	11/25/88	W	90-71	(n)
11/22/02	W	60-49	(h)	STEPHEN F. AUSTIN (0-1)			
11/27/01	L	76-68	(a)	1/5/90	L	69-62	(n)
12/16/00	W	73-51	(h)	STETSON (19-3)			
11/20/97	W	55-52	(n)	3/7/91	W	98-77	(n)
11/23/96	W	58-30	(a)	2/20/91	W	77-63	(a)
12/1/95	W	73-68	(h)	1/12/91	W	112-74	(h)
12/3/94	L	74-65	(n)	1/13/90	W	88-69	(a)
3/3/90	W	72-59	(h)	2/13/89	W	69-63	(h)
1/18/90	W	89-72	(a)	2/8/88	W	67-63	(a)
3/4/89	L	85-82	(a)	1/21/87	W	77-65	(h)
1/14/89	W	77-74	(h)	2/16/85	W	77-46	(h)
3/6/88	W	76-60	(a)	1/2/85	W	68-58	(a)
1/31/87	W	82-71	(h)	2/11/84	W	80-62	(a)
2/14/87	W	80-61	(h)	1/28/84	W	79-52	(h)
1/17/87	L	684-62	(a)	1/7/84	W	89-54	(a)
3/1/86	W	53-48	(h)	2/5/83	W	83-61	(h)
2/15/86	W	82-59	(a)	1/14/83	W	77-64	(a)
1/25/85	W	91-65	(h)	3/4/82	W	75-60	(n)
12/7/84	W	68-62	(h)	2/6/82	W	75-67	(h)
1/20/84	W	88-68	(a)	1/15/82	W	95-65	(a)
12/7/83	W	81-64	(h)	2/14/81	W	70-58	(h)
2/12/83	L	64-63	(a)	2/8/80	L	72-50	(a)
12/11/82	W	75-63	(h)	1978-79	L	60-44	(a)
1/16/82	W	60-48	(a)	1978-79	L	66-57	(n)
11/23/81	W	87-52	(h)	2/06/77	W	74-59	(h)
2/26/81	W	69-47	(n)	SYRACUSE (17-6)			
1/9/81	W	59-41	(a)	2/18/04	W	85-65	(a)
11/24/80	W	78-60	(h)	3/8/03	W	77-64	(n)
2/21/80	W	84-77	(a)	1/25/03	L	62-59	(h)
2/2/80	W	72-55	(h)	1/8/03	W	85-68	(a)
				1/16/02	W	75-71	(h-OT)
				2/24/01	L	62-61	(a)

2/26/00	W	66-64	(h)	2/18/95	W	67-65	(h)
12/28/98	W	68-52	(h)	1/18/95	W	65-54	(a)
2/7/98	W	58-56	(h)	2/20/94	L	58-41	(a)
	L	87-75	(a)	1/19/94	W	59-62	(h-2OT)
2/22/97	W	64-53	(a)	2/3/93	W	60-40	(h)
2/17/96	W	84-60	(h)	1/17/93	W	65-53	(a)
	L	69-60	(a)	2/23/92	W	79-66	(a)
2/18/95	W	67-65	(h)	1/21/92	W	74-52	(h)
	L	69-60	(a)	12/27/90	W	68-53	(h)
2/18/95	W	65-54	(a)	12/30/88	L	78-62	(h)

TAMPA (5-1)

2/10/84	W	73-64	(a)
12/17/83	W	82-57	(h)
12/18/82	W	77-68	(n)
1/30/82	W	81-33	(h)
1978-79	W	56-49	(a)
1/29/77	L	50-45	(a)

TEMPLE (3-1)

1/2/00	W	64-44	(h)
12/8/89	W	79-73	(n)
12/28/86	W	77-70	(h)
1/14/84	L	87-69	(n)

TENNESSEE-MARTIN (0-1)

12/15/82	L	85-81	(n)
----------	---	-------	-----

TEXAS (1-1)

12/9/01	W	57-55	(n)
2/17/86	L	112-43	(a)

TEXAS A&M (2-0)

12/19/02	W	84-58	(h)
2/9/85	W	75-62	(a)

TEXAS CHRISTIAN (1-0)

11/21/04	W	68-57	(h)
----------	---	-------	-----

TEXAS STATE (1-0)

12/16/06	W	92-67	(h)
----------	---	-------	-----

TEXAS SOUTHERN (3-0)

12/18/92	W	98-41	(h)
12/31/91	W	85-48	(h)
12/14/90	W	73-65	(h)

TEXAS TECH (0-2)

12/6/04	L	109-49	(n)
12/30/92	L	75-74	(h)

TOLEDO (3-1)

12/28/03	W	68-57	(h)
12/15/90	L	59-58	(h)
1/9/89	W	66-52	(a)
12/31/83	W	88-77	(h)

TULANE (1-2)

11/28/99	L	75-66	(h)
11/22/98	L	63-56	(a)
3/7/87	W	76-72	(h)

UPPER IOWA (1-0)

1/6/80	W	70-39	(h)
--------	---	-------	-----

VALPARAISO (1-0)

12/18/93	W	77-59	(h)
----------	---	-------	-----

VANDERBILT (1-1)

12/29/03	W	79-57	(h)
3/26/92*	L	77-67	(n)

*NCAA Tournament

VILLANOVA (9-13)

1/7/04	W	58-55	(a)
3/10/03	L	65-59	(n)
2/1/03	L	61-55	(h)
3/3/02	L	68-49	(n)
1/29/02	L	80-52	(a)
2/27/01	L	60-59	(h)
1/26/00	L	44-34	(a)
1/23/99	L	56-54	(a)
2/21/98	W	67-64	(h)
1/14/98	L	68-67	(a-OT)
2/2/96	W	70-56	(h)
2/10/96	L	51-47	(a)
1/7/96	L	59-53	(h)
2/5/95	L	72-59	(h)
1/4/95	L	64-51	(a)
2/6/94	W	64-60	(a)
1/6/94	W	64-40	(h)
3/7/93	W	67-49	(n)
2/20/93	W	57-52	(a)
1/21/93	W	64-53	(a)
3/1/92	W	84-67	(h)
1/26/92	W	75-50	(a)

VIRGINIA (1-6)

2/19/09	L	84-75	(a)
1/21/08	L	79-68	(h)
2/4/07	L	73-60	(a)
3/22/06*	L	83-72	(a)
1/22/06	L	77-68	(h)
2/10/05	W	66-60	(a)
12/28/87	L	78-69	(h)

* WNIT

VIRGINIA TECH (6-5)

2/12/09	W	59-56	(a)
2/11/08	L	81-73	(h-OT)
1/25/07	L	78-71	(a)
1/29/06	W	77-62	(h)
2/27/05	L	90-45	(a)
2/6/05	W	78-67	(h)
2/14/04	W	65-56	(a)
1/28/03	W	67-66	(h-OT)
2/20/02	W	55-53	(h)
2/5/02	L	72-60	(a)
1/7/01	L	64-51	(a)

WAKE FOREST (3-4)

2/1/09	L	78-69	(h)
2/24/08	L	50-45	(a)
2/8/07	W	77-51	(h)
1/5/06	W	79-71	(a)
1/9/05	L	78-63	(h)
11/27/93	L	74-65	(n)
1/8/83	W	81-65	(n)

WASHINGTON (0-1)

12/29/89	L	85-68	(h)
----------	---	-------	-----

WEBER STATE (1-0)

11/28/03	W	82-60	(n)
----------	---	-------	-----

WEST POINT (1-0)

1/7/80	W	73-62	(h)
--------	---	-------	-----

WEST VIRGINIA (12-3)

2/28/04	W	82-74	(h)
2/15/03	L	100-84	(a)
1/8/02	L	57-52	(a)
12/4/01	W	69-53	(h)
2/15/00	W	84-68	(h)
2/5/00	W	70-50	(a)
2/27/99	W	77-55	(h)
2/31/99	W	86-69	(n)
2/3/99	W	98-73	(h)
2/24/98	W	90-69	(a)
12/31/97	W	74-72	(h-OT)
2/22/97	L	75-70	(a)
2/8/96	W	88-69	(a)
1/25/96	W	77-58	(h)
12/28/80	W	89-87	(h-OT)

WESTERN ILLINOIS (1-0)

1/4/83	W	80-63	(h)
--------	---	-------	-----

WESTERN KENTUCKY (2-4)

1/21/01	L	82-75	(h-OT)
1/11/00	L	75-68	(a)
1/7/99	L	75-61	(h)
3/20/93	L	78-63	(a)
1/2/84	W	65-58	(h)
1/1/81	W	76-65	(h)

WESTERN MICHIGAN (2-0)

12/29/00	W	64-51	(h)
11/23/90	W	94-72	(a)

WILLIAM & MARY (1-0)

12/28/02	W	85-57	(h)
----------	---	-------	-----

WISCONSIN-GREEN BAY (1-1)

11/16/08	L	63-61	(h)
11/30/02	L	83-72	(a)

WISCONSIN-MILWAUKEE (2-0)

11/28/07	W	73-70	(a-OT)
11/13/06	W	78-71	(h)

YALE (1-0)

12/28/01	W	75-46	(h)
----------	---	-------	-----

**2008-09
In Review**

This is Miami Women's Basketball

2008-09 Results



Diane Barnes



Riquana Williams

RECORD	OVERALL	HOME	AWAY	NEUTRAL
ALL GAMES	(13-17)	(9-9)	(4-7)	(0-1)
ACC	(2-12)	(1-6)	(1-6)	(0-0)
NON-CONFERENCE	(11-5)	(8-3)	(3-1)	(0-1)

DATE	OPPONENT	SCORE	ATTEND	HIGH POINTS	HIGH REBOUNDS
11/14/08	NORFOLK STATE	W 91-42	1558	(22)LaToya Drake	(10)Diane Barnes
11/16/08	UW-GREEN BAY	L 61-63	528	(19)Shenise Johnson	(12)Shenise Johnson
11/21/08	at Houston	L 64-70	433	(21)Shenise Johnson	(9)LaToya Drake
11/25/08	at FIU	W 66-49	398	(16)LaToya Cunningham	(12)Shenise Johnson
11/28/08	#AUSTIN PEAY	W 64-51	619	(19)LaToya Cunningham	(8)Ashley Sours
11/29/08	#SANTA CLARA	W 60-44	3777	(12)Lamese James	(10)Shenise Johnson
12/01/08	FLORIDA A&M	W 83-69	545	(18)Vitalija Vasciunaite	(5)Riquana Williams
12/5/08	INDIANA	L 54-69	531	(11)Riquana Williams	(9)Shenise Johnson
12/13/08	BINGHAMTON	W 72-37	483	(15)LaToya Cunningham	(8)Shenise Johnson
12/18/08	at UCF	W 66-59	844	(15)Shenise Johnson	(6)LaToya Drake
12/21/08	GRAMBLING STATE	W 83-65	430	(17)Lamese James	(9)Charmaine Clark
12/29/08	%BROWN	W 81-41	704	(14)LaToya Cunningham	(9)Sylvia Bullock
12/30/08	%No. 9/10 AUBURN	L 53-68	547	(21)Shenise Johnson	(8)Shenise Johnson
1/2/09	CORNELL	W 61-47	427	(18)Riquana Williams	(6)Shenise Johnson
1/5/09	*CLEMSON	L 68-74	2406	(23)Riquana Williams	(7)Shenise Johnson
1/9/09	*at No. 5/10 Duke	L 58-73	7310	(16)Epiphany Woodson	(5)Lamese James
1/12/09	*No. 24/22 GEORGIA TECH	L 50-68	826	(11)Diane Barnes	(7)Diane Barnes
1/18/09	*at Boston College	L 54-62	907	(13)Riquana Williams	(6)Diane Barnes
1/22/09	*NC STATE	W 72-60	727	(18)Riquana Williams	(13)Shenise Johnson
1/29/09	*at Georgia Tech	L 42-68	817	(10)Riquana Williams	(5)Diane Barnes
2/1/09	*WAKE FOREST	L 69-78	824	(22)Shenise Johnson	(7)Diane Barnes
2/4/09	at SIU Edwardsville	W 83-72	938	(16)Ashley Sours	(5)Briyana Blair
2/8/09	*No. 15/19 FLORIDA STATE	L 59-75	1095	(20)Shenise Johnson	(8)Shenise Johnson
02/12/09	*at Virginia Tech	W 59-56	2438	(11)Shenise Johnson	(6)LaToya Cunningham
2/16/09	*Boston College	L 64-71	582	(18)Shenise Johnson	(7)Shenise Johnson
2/19/09	*at No. 23/21 Virginia	L 75-84	2922	(25)Shenise Johnson	(9)Shenise Johnson
02/22/09	*at No. 11/12 Florida State	L 58-59	4114	(20)LaToya Cunningham	(10)Shenise Johnson
02/26/09	*at No. 9/10 North Carolina	L 76-90	3045	(17)James, Lamese	(9)Shenise Johnson
3/1/09	*No. 5/5 MARYLAND	L 64-89	914	(17)Riquana Williams	(8)Lamese James
3/5/09	^vs Boston College	L 59-76		(13)Shenise Johnson	(8)Shenise Johnson

* ACC game

UM Thanksgiving Tournament (Coral Gables, Fla.)

% UM Holiday Tournament (Coral Gables, Fla.)

^ ACC Tournament (Greensboro, N.C.)

ATTENDANCE	GAMES	TOTALS	AVG/GAME
Home	18	17,523	974
Away	11	24,166	2,197
Neutral	1	6,465	6,465
Total	30	41,689	1,605

This is Miami Women's Basketball

2008-09 Individual Statistics

#	Player	GP-GS	Min-Avg	---TOTAL---		---3-PTS---		FT-FTA	Pct	---REBOUNDS---		PF	FO	A	TO	Blk	Stl	Pts	Avg
				FG-FGA	Pct	3FG-FGA	Pct			Off-Def-Tot	Avg								
42	Shenise Johnson	30-30	930-31.0	141-366	.385	20-62	.323	82-100	.820	69-144-213	7.1	68	0	122	98	29	78	384	12.8
	Conference-Only...	14-14	466-33.3	60-172	.349	10-30	.333	40-50	.800	33-60-93	6.6	31	0	61	56	13	33	170	12.1
01	Riquna Williams	26-6	455-17.5	78-261	.299	24-111	.216	47-61	.770	19-32-51	2.0	44	1	19	43	11	44	227	8.7
	Conference-Only...	13-5	253-19.5	45-151	.298	12-62	.194	33-44	.750	7-14-21	1.6	19	0	10	19	3	27	135	10.4
23	LaToya Cunningham	29-25	876-30.2	86-228	.377	50-140	.357	17-28	.607	18-54-72	2.5	33	0	89	72	0	30	239	8.2
	Conference-Only...	13-9	365-28.1	31-83	.373	15-49	.306	5-8	.625	5-20-25	1.9	14	0	26	26	0	10	82	6.3
32	Epiphany Woodson	21-11	485-23.1	54-162	.333	15-63	.238	19-22	.864	10-36-46	2.2	17	0	51	38	0	18	142	6.8
	Conference-Only...	13-10	341-26.2	39-120	.325	14-49	.286	16-18	.889	7-28-35	2.7	14	0	41	30	0	9	108	8.3
14	Charmaine Clark	30-28	752-25.1	76-177	.429	2-7	.286	27-51	.529	46-77-123	4.1	54	0	81	59	26	27	181	6.0
	Conference-Only...	14-13	318-22.7	30-72	.417	2-4	.500	16-30	.533	18-24-42	3.0	27	0	24	23	8	12	78	5.6
33	Diane Barnes	26-11	447-17.2	59-117	.504	0-1	.000	33-61	.541	33-66-99	3.8	76	6	12	18	9	22	151	5.8
	Conference-Only...	14-3	224-16.0	32-59	.542	0-1	.000	9-23	.391	17-36-53	3.8	43	4	7	5	3	12	73	5.2
05	LaToya Drake	29-19	465-16.0	67-130	.515	0-0	.000	26-45	.578	45-53-98	3.4	46	0	10	44	12	21	160	5.5
	Conference-Only...	14-11	229-16.4	23-49	.469	0-0	.000	12-18	.667	16-27-43	3.1	23	0	4	20	8	9	58	4.1
04	Lamese James	25-2	385-15.4	50-105	.476	4-19	.211	28-38	.737	28-44-72	2.9	40	1	11	23	5	23	132	5.3
	Conference-Only...	13-1	194-14.9	22-48	.458	4-11	.364	9-13	.692	14-23-37	2.8	15	0	5	10	4	13	57	4.4
22	Ashley Sours	23-0	257-11.2	44-74	.595	0-0	.000	9-16	.563	24-39-63	2.7	30	0	3	13	24	6	97	4.2
	Conference-Only...	11-0	129-11.7	19-30	.633	0-0	.000	2-2	1.000	4-16-20	1.8	19	0	2	5	14	1	40	3.6
30	Vitalija Vasciunaite	14-0	124-8.9	21-53	.396	14-43	.326	1-5	.200	3-4-7	0.5	10	0	2	5	0	8	57	4.1
	Conference-Only...	4-0	19-4.8	0-5	.000	0-5	.000	0-0	.000	0-0-0	0.0	1	0	0	0	0	1	0	0.0
21	Briyana Blair	28-5	290-10.4	29-83	.349	3-22	.136	11-29	.379	21-28-49	1.8	37	0	21	39	6	20	72	2.6
	Conference-Only...	13-0	109-8.4	12-36	.333	0-9	.000	5-14	.357	6-9-15	1.2	21	0	6	15	2	7	29	2.2
34	Sylvia Bullock	28-5	323-11.5	28-72	.389	0-0	.000	16-37	.432	39-28-67	2.4	32	0	10	16	12	20	72	2.6
	Conference-Only...	12-4	133-11.1	9-23	.391	0-0	.000	8-14	.571	11-8-19	1.6	17	0	2	7	2	8	26	2.2
00	Damisha Moore	22-8	213-9.7	23-66	.348	2-16	.125	4-8	.500	7-11-18	0.8	20	0	19	13	3	11	52	2.4
	Conference-Only...	8-0	45-5.6	5-12	.417	0-3	.000	2-4	.500	1-2-3	0.4	3	0	2	4	1	1	12	1.5
45	Rikiah Gatlin	5-0	23-4.6	0-7	.000	0-0	.000	3-4	.750	5-6-11	2.2	3	0	1	0	0	1	3	0.6
	Conference-Only...	0-0	0-0.0	0-0	.000	0-0	.000	0-0	.000	0-0-0	0.0	0	0	0	0	0	0	0	0.0
Total.....		30	6025	756-1901	.398	134-484	.277	323-505	.640	433-696-1129	37.6	510	8	451	496	137	329	1969	65.6
Conference-Only...		14	2825	327-860	.380	57-223	.256	157-238	.660	169-302-471	33.6	247	4	190	231	58	143	868	62.0
Opponents.....		30	6025	704-1786	.394	144-454	.317	377-549	.687	475-804-1279	42.6	463	-	411	619	102	257	1929	64.3
Conference-Only...		14	2825	362-851	.425	68-207	.329	215-308	.698	231-405-636	45.4	217	2	212	267	54	118	1007	71.9



LaToya Cunningham



Charmaine Clark

This is Miami Women's Basketball

2008-09 Statistical Leaders

SCORING

1.	Shenise Johnson	12.8
2.	Riquna Williams	8.7
3.	LaToya Cunningham	8.2
4.	Epiphany Woodson	6.8
5.	Charmaine Clark	6.0

FIELD GOAL PERCENTAGE

1.	Ashley Sours	.595
2.	LaToya Drake	.515
3.	Diane Barnes	.504
4.	Lamese James	.476
5.	Charmaine Clark	.429

FREE THROW PERCENTAGE

1.	Epiphany Woodson	.864
2.	Shenise Johnson	.820
3.	Riquna Williams	.770
4.	Rikiah Gatlin	.750
5.	Lamese James	.737

3-POINT FG MADE

1.	LaToya Cunningham	1.7
2.	Vitalija Vasciunaite	1.0
3.	Riquna Williams	0.9
4.	Shenise Johnson	0.7
	Epiphany Woodson	0.7

3-POINT FG PERCENTAGE

1.	LaToya Cunningham	.357
2.	Vitalija Vasciunaite	.326
3.	Shenise Johnson	.323
4.	Charmaine Clark	.286
5.	Epiphany Woodson	.238

REBOUNDING

1.	Shenise Johnson	7.1
2.	Charmaine Clark	4.1
3.	Diane Barnes	3.8
4.	LaToya Drake	3.4
5.	Lamese James	2.9

OFFENSIVE REBOUNDS

1.	Shenise Johnson	2.3
2.	LaToya Drake	1.6
3.	Charmaine Clark	1.5
4.	Sylvia Bullock	1.4
5.	Diane Barnes	1.3

DEFENSIVE REBOUNDS

1.	Shenise Johnson	4.8
2.	Charmaine Clark	2.6
3.	Diane Barnes	2.5
4.	LaToya Cunningham	1.9
5.	LaToya Drake	1.8

ASSISTS

1.	Shenise Johnson	4.1
2.	LaToya Cunningham	3.1
3.	Charmaine Clark	2.7
4.	Epiphany Woodson	2.4
5.	Briyana Blair	0.8

STEALS

1.	Shenise Johnson	2.6
2.	Riquna Williams	1.7
3.	LaToya Cunningham	1.0
4.	Charmaine Clark	0.9
	Lamese James	0.9

BLOCKED SHOTS

1.	Shenise Johnson	1.0
	Ashley Sours	1.0
3.	Charmaine Clark	0.9
4.	Sylvia Bullock	0.4
	LaToya Drake	0.4

MINUTES

1.	Shenise Johnson	31.0
2.	LaToya Cunningham	30.2
3.	Charmaine Clark	25.1
4.	Epiphany Woodson	23.1
5.	LaToya Drake	16.0

MIAMI TEAM GAME HIGHS

POINTS	91	NORFOLK STATE (11/14)
FIELD GOALS MADE	35	NORFOLK STATE (11/14)
FIELD GOAL ATTEMPTS	79	GRAMBLING (12/21)
FIELD GOAL PCT	.618 (34-55)	at SIU Edwardsville (2/4)
3 PT FIELD GOALS MADE	13	BINGHAMTON (12/13)
3 PT FG ATTEMPTS	29	BINGHAMTON (12/13)
3 PT FG PCT	.448 (13-29)	BINGHAMTON (12/13)
FREE THROWS MADE	26	NC STATE (1/22)
FREE THROW ATTEMPTS	29	NC STATE (1/22)
	29	GRAMBLING (12/21)
FREE THROW PCT	.909 (10-11)	at Virginia Tech (2/12)
REBOUNDS	60	NORFOLK STATE (11/14)
ASSISTS	24	FLORIDA A&M (12/01)
STEALS	22	AUSTIN PEAY (11/28)
BLOCKED SHOTS	11	BROWN (12/29)
TURNOVERS	27	at Georgia Tech (1/29)
FOULS	27	at No. 23/21 Virginia (2/19)

MIAMI TEAM GAME LOWS

POINTS	42	at Georgia Tech (1/29)
FIELD GOALS MADE	14	at Georgia Tech (1/29)
FIELD GOAL ATTEMPTS	53	NO. 24/22 GEORGIA TECH (1/12)
	53	at Georgia Tech (1/29)
FIELD GOAL PCT	.264 (14-53)	at Georgia Tech (1/29)
3 PT FIELD GOALS MADE	1	UW-GREEN BAY (11/16)
	1	GRAMBLING (12/21)
	1	NO. 24/22 GEORGIA TECH (1/12)
	1	at Boston College (1/18)
3 PT FG ATTEMPTS	6	at SIU Edwardsville (2/4)
3 PT FG PCT	.059 (1-17)	GRAMBLING (12/21)
FREE THROWS MADE	2	SANTA CLARA (11/29)
FREE THROW ATTEMPTS	6	SANTA CLARA (11/29)
FREE THROW PCT	.333 (2-6)	SANTA CLARA (11/29)
REBOUNDS	27	at No. 5/10 Duke (1/9)
ASSISTS	8	BOSTON COLLEGE (2/16)
STEALS	3	INDIANA (12/5)
	3	vs Boston College (3/5)
BLOCKED SHOTS	0	at No. 23/21 Virginia (2/19)
TURNOVERS	8	CORNELL (1/2)
FOULS	8	CORNELL (1/2)
	8	vs Boston College (3/5)

OPPONENT TEAM GAME HIGHS

POINTS	90	at No. 9/10 North Carolina (2/26)
FIELD GOALS MADE	34	vs Boston College (3/5)
	34	at No. 9/10 North Carolina (2/26)
FIELD GOAL ATTEMPTS	79	GRAMBLING (12/21)
FIELD GOAL PCT	.531 (34-64)	vs Boston College (3/5)
3 PT FIELD GOALS MADE	9	NO. 5/5 MARYLAND (3/1)
	9	CLEMSON (1/5)
	9	FLORIDA A&M (12/01)
3 PT FG ATTEMPTS	25	NO. 5/5 MARYLAND (3/1/09)
	25	CLEMSON (1/5)
3 PT FG PCT	.556 (5-9)	NO. 9/10 AUBURN (12/30)
FREE THROWS MADE	30	at No. 23/21 Virginia (2/19)
FREE THROW ATTEMPTS	44	at No. 23/21 Virginia (2/19)
FREE THROW PCT	.938 (15-16)	at Boston College (1/18)
REBOUNDS	61	GRAMBLING (12/21)
ASSISTS	22	at Georgia Tech (1/29)
STEALS	17	at No. 5/10 Duke (1/9)
BLOCKED SHOTS	8	CLEMSON (1/5)
TURNOVERS	31	CORNELL (1/2)
	31	BROWN (12/29/08)
	31	GRAMBLING (12/21)
FOULS	21	NC STATE (1/22)
	21	NORFOLK STATE (11/14)

OPPONENT TEAM GAME LOWS

POINTS	37	BINGHAMTON (12/13)
FIELD GOALS MADE	12	BINGHAMTON (12/13)
FIELD GOAL ATTEMPTS	42	NO. 24/22 GEORGIA TECH (1/12)
		at Virginia Tech (2/12)
FIELD GOAL PCT	.263 (15-57)	BROWN (12/29)
3 PT FIELD GOALS MADE	0	at Virginia Tech (2/12)
3 PT FG ATTEMPTS	7	BC (2/16)
3 PT FG PCT	.000 (0-9)	at Virginia Tech (2/12)
FREE THROWS MADE	0	CORNELL (1/2)
FREE THROW ATTEMPTS	0	CORNELL (1/2)
FREE THROW PCT	.000 (0-0)	CORNELL (1/2)
REBOUNDS	21	UW-GREEN BAY (11/16)
ASSISTS	5	BROWN (12/29)
STEALS	3	CORNELL (1/2)
	3	NC STATE (1/22)
BLOCKED SHOTS	0	at Boston College (1/18)
	0	at SIU Edwardsville (2/4)
TURNOVERS	11	INDIANA (12/5)
	11	NO. 5/5 MARYLAND (3/1)
FOULS	9	at Boston College (1/18)

This is Miami Women's Basketball

2008-09 ACC in Review

FINAL STANDINGS

TEAM	ACC RECORD	PCT.	HOME	AWAY	OVERALL RECORD	PCT.	HOME	ROAD	NEUTRAL
1. Maryland	12-2	.857	7-0	5-2	31-5	.861	14-0	9-4	8-1
2. Florida State	12-2	.857	5-2	7-0	26-8	.765	12-3	10-0	4-5
3. Duke	11-3	.786	7-0	4-3	27-6	.818	14-0	8-3	5-3
4. North Carolina	10-4	.714	7-0	3-4	28-7	.800	18-1	5-4	5-2
5. Georgia Tech	8-6	.571	5-2	3-4	22-10	.688	13-2	5-5	4-3
6. Virginia	8-6	.571	5-2	3-4	24-10	.706	15-2	6-5	3-3
7. Boston College	7-7	.500	4-3	3-4	23-12	.657	13-5	5-6	5-1
8. NC State	5-9	.357	3-4	2-5	13-17	.433	9-6	3-8	1-3
9. Wake Forest	5-9	.357	3-4	2-5	19-12	.613	13-5	4-6	2-1
10. Miami	2-12	.143	1-6	1-6	13-17	.433	9-9	4-7	0-1
11. Virginia Tech	2-12	.143	1-6	1-6	12-18	.400	9-7	2-8	1-3
12. Clemson	2-12	.143	0-7	2-5	14-17	.452	7-9	5-7	2-1

2008-09 ALL-ACC TEAMS

FIRST TEAM

Chante Black, Duke
Marissa Coleman, Maryland
Lyndra Littles, Virginia
Kristi Toliver, Maryland
Monica Wright, Virginia

SECOND TEAM

Jessica Breland, North Carolina
Shayla Fields, NC State
Rashanda McCants, North Carolina
Jacinta Monroe, Florida State
Carolyn Swords, Boston College

THIRD TEAM

Cetera DeGraffenried, North Carolina
Tanae Davis-Cain, Florida State
Mara Freshour, Florida State
Lele Hardy, Clemson
Alex Montgomery, Georgia Tech

HONORABLE MENTION

Shenise Johnson, Miami
Aisha Mohammed, Virginia
Mickel Picco, Boston College
Alex Tchanguoe, Wake Forest
Abby Waner, Duke

ALL-DEFENSIVE TEAM

Chante Black, Duke
Jacqua Williams, Georgia Tech
Jacinta Monroe, Florida State
Lele Hardy, Clemson
Jessica Breland, North Carolina

ALL-FRESHMEN TEAM

Lynetta Kizer, Maryland
Shenise Johnson, Miami
Cierra Bravard, Florida State
Bonae Holston, NC State
Chay Shegog, North Carolina

PLAYER OF THE YEAR

Kristi Toliver, Maryland

DEFENSIVE PLAYER OF THE YEAR

Chante Black, Duke

ROOKIE OF THE YEAR

Lynetta Kizer, Maryland

COACH OF THE YEAR

Sue Semrau, Florida State

2009 ACC TOURNAMENT RESULTS

FIRST ROUND, MARCH 5

#12 Clemson d. #5 GT, 81-69
#9 Wake Forest d. #8 NC St., 59-54
#7 BC d. #10 Miami, 76-59
#6 Virginia d. #11 Virginia Tech, 66-57

QUARTERFINALS, MARCH 6

#4 UNC d. #12 Clemson, 74-55
#1 Maryland d. #9 Wake Forest, 72-70
#2 Florida State d. #7 BC, 83-71
#3 Duke d. #6 Virginia, 76-53

SEMIFINALS, MARCH 7

#1 Maryland d. #4 UNC, 95-84
#3 Duke d. #2 Florida State, 75-57

CHAMPIONSHIP, MARCH 8

#1 Maryland d. #3 Duke, 92-89 (OT)

ALL-TOURNAMENT TEAM

FIRST TEAM

Marissa Coleman, Maryland
Kristi Toliver, Maryland
Carrem Gay, Duke
Abby Waner, Duke
Jessica Breland, North Carolina

SECOND TEAM

Carolyn Swords, Boston College
Mara Freshour, Florida State
Tanae Davis-Cain, Florida State
Italee Lucas, North Carolina
Rashanda McCants, North Carolina

TOURNAMENT MVP

Marissa Coleman, Maryland



Shenise Johnson



2008-09 ACC Statistical Leaders

TEAM

SCORING OFFENSE

1. North Carolina	82.7
2. Maryland	79.0
3. Virginia	72.8
4. Duke	72.1
5. Boston College	70.2
8. Miami	65.6

SCORING DEFENSE

1. Georgia Tech	57.3
2. Duke	57.6
3. NC State	59.3
4. Wake Forest	59.9
5. Florida State	61.1
7. Miami	64.3

SCORING MARGIN

1. North Carolina	+16.0
2. Duke	+14.5
3. Maryland	+11.2
4. Georgia Tech	+9.9
5. Florida State	+9.0
9. Miami	+1.3

FREE THROW PCT

1. Maryland	757
2. North Carolina	716
3. NC State	707
4. Clemson	706
5. Georgia Tech	697
11. Miami	640

FIELD GOAL PCT

1. Maryland	459
2. North Carolina	454
3. Boston College	446
4. Florida State	422
5. Georgia Tech	412
9. Miami	398

FIELD GOAL PCT DEFENSE

1. Duke	349
2. North Carolina	365
3. NC State	369
4. Florida State	375
5. Maryland	386
8. Miami	394

3-POINT FIELD GOAL PCT

1. Maryland	401
2. Florida State	380
3. North Carolina	343
4. Boston College	333
5. Duke	320
11. Miami	277

3-POINT FIELD GOAL PCT DEFENSE

1. Georgia Tech	268
2. Clemson	285
3. NC State	289
4. North Carolina	290
5. Duke	294
8. Miami	317

3-POINT FG MADE

1. Maryland	6.8
2. Wake Forest	5.8
3. Florida State	5.6
4. North Carolina	5.3
5. Boston College	4.7
7. Miami	4.5

REBOUNDING OFFENSE

1. Duke	44.7
2. North Carolina	44.6
3. Virginia	42.8
4. Maryland	42.6
5. Boston College	41.6
11. Miami	37.6

REBOUNDING DEFENSE

1. Boston College	32.5
2. Georgia Tech	34.1
3. Florida State	35.2
4. Maryland	35.7
5. Virginia	36.3
12. Miami	42.6

REBOUNDING MARGIN

1. Boston College	+9.1
2. Duke	+7.6
3. Maryland	+6.9
4. Virginia	+6.5
5. Florida State	+4.9
12. Miami	-5.0

BLOCKED SHOTS

1. North Carolina	6.5
2. Duke	5.8
3. Florida State	4.6
4. Miami	4.6
5. Clemson	4.5

ASSISTS

1. Boston College	16.6
2. North Carolina	16.6
3. Miami	15.0
4. Wake Forest	14.5
5. Maryland	14.2

STEALS

1. Georgia Tech	13.6
2. Duke	13.3
3. Wake Forest	12.3
4. North Carolina	11.9
5. Miami	11.0

TURNOVER MARGIN

1. Wake Forest	+6.2
2. Miami	+4.1
3. Duke	+3.9
4. Georgia Tech	+3.8
5. Virginia	+2.9

ASSIST/TURNOVER RATIO

1. Miami	0.9
Maryland	0.9
Boston College	0.9
Wake Forest	0.9
5. North Carolina	0.8
Clemson	0.8
Virginia Tech	0.8
Florida State	0.8

OFFENSIVE REBOUNDS

1. Duke	17.8
2. Virginia	17.4
3. Georgia Tech	16.1
4. North Carolina	15.8
5. Boston College	15.1
8. Miami	14.4

DEFENSIVE REBOUNDS

1. North Carolina	28.8
2. Maryland	28.0
3. Duke	26.9
4. Boston College	26.6
5. NC State	25.5
11. Miami	23.2

INDIVIDUAL

SCORING

1. Monica Wright, UVA	20.5
2. Kristi Toliver, MD	18.4
3. Marissa Coleman, MD	18.1
4. Shayla Fields, NCST	17.4
5. Lele Hardy, Clem	16.2
17. Shenise Johnson, UM	12.8

REBOUNDING

1. Aisha Mohammed, UVA	10.1
2. Carolyn Swords, BC	9.0
Demauria Liles, MD	9.0
4. Marissa Coleman, MD	8.6
5. Jessica Breland, UNC	8.5
11. Shenise Johnson, UM	7.1

FIELD GOAL PERCENTAGE

1. Carolyn Swords, BC	678
2. Cierra Bravard, FSU	578
3. Demauria Liles, MD	521
4. Jacinta Monroe, FSU	515
5. Jessica Breland, UNC	513

ASSISTS

1. Courtney Ward, FSU	5.0
2. Kristi Toliver, MD	4.9
3. Brooke Thomas, WF	4.8
4. Laura Haskins, VT	4.6
5. Cetera DeGraffenreid, UNC	4.1
Shenise Johnson, UM	4.1

FREE THROW PCT

1. Mickel Picco, BC	859
2. Kristi Toliver, MD	857
3. Kara Freshour, FSU	826
4. Shenise Johnson, UM	820
5. Brigitte Ardossi, GT	819

STEALS

1. Lele Hardy, Clem	3.4
Jacqua Williams, GT	3.4
3. Cetera DeGraffenreid, UNC	2.9
4. Monica Wright, UVA	2.8
5. Alex Tchanguoe, WF	2.7
Abby Waner, Duke	2.7
7. Shenise Johnson, UM	2.6

3-POINT FIELD GOAL PCT

1. Courtney Ward, FSU	500
2. Heather Claytor, UNC	438
3. Kristi Toliver, MD	416
4. Italee Lucas, UNC	393
5. Mara Freshour, FSU	389
12. LaToya Cunningham, UM	357

3-POINT FIELD GOALS MADE

1. Kristi Toliver, MD	2.6
2. Mickel Picco, BC	2.4
Alex Montgomery, GT	2.4
Lindsay Biggs, VT	2.4
5. Tanae Davis-Cain, FSU	2.3
9. LaToya Cunningham, UM	1.7

BLOCKED SHOTS

1. Jessica Breland, UNC	3.1
2. Jacinta Monroe, FSU	2.5
3. Chante Black, Duke	2.1
4. Tia Bell, NCST	2.0
5. Carolyn Swords, BC	1.4
9. Ashley Sours, UM	1.0
Shenise Johnson, UM	1.0

ASSIST/TURNOVER RATIO

1. Cetera DeGraffenreid, UNC	1.7
2. Laura Haskins, VT	1.4
3. Kristi Toliver, MD	1.3
Courtney Ward, FSU	1.3
Shayla Fields, NCST	1.3
Jasmine Thomas, Duke	1.3
7. Shenise Johnson, UM	1.2
LaToya Cunningham, UM	1.2

OFFENSIVE REBOUNDS

1. Aisha Mohammed, UVA	4.2
2. Carolyn Swords, BC	3.6
3. Demauria Liles, MD	3.3
Alex Tchanguoe, WF	3.3
5. Chante Black, Duke	3.2

DEFENSIVE REBOUNDS

1. Aisha Mohammed, UVA	5.9
Marissa Coleman, MD	5.9
3. Lele Hardy, Clem	5.8
4. Demauria Liles, MD	5.7
5. Jessica Breland, UNC	5.6
10. Shenise Johnson, UM	4.8

MINUTES PLAYED

1. Shayla Fields, NCST	38.8
2. Nikitta Gartrell, NCST	35.5
3. Kristi Toliver, MD	35.1
4. Utahya Drye, VT	34.6
5. Alex Tchanguoe, WF	34.5

This is Miami Women's Basketball

2008-09 Game-by-Game Review

GAME 1: MIAMI 91, NORFOLK STATE 42

11/14 - CORAL GABLES – The Hurricanes routed Norfolk State in their home-opener 91-42. Senior LaToya Drake scored a career-high 22 points and Diane Barnes scored a career-high 12 points and grabbed 10 rebounds for her first career double-double. Senior LaToya Cunningham also dished out a career-high nine assists.

VISITORS: Norfolk State 0-1

##	Player	tot-fg		3-pt		ft		fta		rebounds		pf	tp	a	to	blk	s	min
		fg	fga	fg	fga	ft	fta	of	de	tot	pf							
13	TATE, Danelle	f	5	7	1	1	2	2	5	7	4	12	1	4	0	3	37	
34	McNAIR, Tiffany	c	1	1	0	0	0	0	2	2	4	2	0	2	0	0	15	
22	GIBBS, Ebony	g	0	7	0	2	2	0	0	0	2	2	2	6	0	2	15	
25	HIGGINS, Tashawna	g	0	2	0	0	0	1	1	2	4	0	1	3	0	1	9	
32	DALTON, Genor	g	2	8	0	0	1	2	0	1	1	5	0	3	1	0	32	
00	WILSON, Sasha	0	1	0	0	0	0	0	0	1	0	0	0	0	0	0	3	
02	LEE, Shaneka	1	2	0	1	0	0	1	0	1	1	2	0	1	0	0	19	
03	BRIDGES, Tyisha	1	7	0	1	2	2	1	2	3	3	4	1	1	0	1	17	
05	HACKLEY, Tiora	0	6	0	3	4	5	1	1	2	0	4	1	2	0	1	19	
14	LONG, Whitney	0	0	0	0	0	0	0	0	0	0	0	0	0	0	0	0+	
20	EVANS, Marquilla	4	11	1	4	2	3	0	6	6	1	11	3	6	0	5	34	
TEAM																		
Totals		14	52	2	12	12	16	8	19	27	21	42	9	29	1	13	200	

TOTAL FG%	1st Half: 8-26 30.8%	2nd Half: 6-26 23.1%	Game: 26.9%	DEADB
3-Pt. FG%	1st Half: 2-8 25.0%	2nd Half: 0-4 0.0%	Game: 16.7%	REBS
F Throw %	1st Half: 3-4 75.0%	2nd Half: 9-12 75.0%	Game: 75.0%	2

HOME TEAM: Miami 1-0

##	Player	tot-fg		3-pt		ft		fta		rebounds		pf	tp	a	to	blk	s	min
		fg	fga	fg	fga	ft	fta	of	de	tot	pf							
21	Briyana Blair	f	3	9	0	1	0	4	5	9	1	6	2	4	0	2	27	
33	Diane Barnes	f	3	5	0	0	6	4	6	10	3	12	0	3	0	2	18	
42	Shenise Johnson	f	5	11	1	1	1	3	6	9	1	12	5	1	3	2	25	
14	Charmaine Clark	g	3	6	0	0	1	2	3	5	1	7	5	2	1	2	27	
23	LaToya Cunningham	g	4	8	2	5	1	2	2	4	6	0	11	9	3	0	37	
05	LaToya Drake	10	12	0	0	2	4	2	2	4	0	22	0	1	0	0	20	
22	Ashley Sours	0	2	0	0	0	0	1	2	3	0	0	0	1	1	1	7	
30	Vitalija Vasciunaitė	3	10	2	8	1	2	0	1	1	1	9	0	1	0	4	22	
34	Sylvia Bullock	4	9	0	0	1	3	4	1	5	2	9	1	1	0	1	17	
45	Rikiah Gatlin	0	5	0	0	3	4	5	0	5	3	3	1	0	0	0	10	
TEAM																		
Totals		35	77	5	15	16	24	28	32	60	12	91	23	18	5	17	200	

TOTAL FG%	1st Half: 18-39 46.2%	2nd Half: 17-38 44.7%	Game: 45.5%	DEADB
3-Pt. FG%	1st Half: 1-6 16.7%	2nd Half: 4-9 44.4%	Game: 33.3%	REBS
F Throw %	1st Half: 8-11 72.7%	2nd Half: 8-13 61.5%	Game: 66.7%	3

Officials: Dennis DeMayo, Susan Chue, Mark McClenny

Technical fouls: Norfolk State-None. Miami-None.

Attendance: 1558

Score by Periods	1st	2nd	Total
Norfolk State	21	21	42
Miami	45	46	91

GAME 2: WISCONSIN GREEN BAY 63, MIAMI 61

11/16 - CORAL GABLES – Miami stumbled out of the blocks against Wisconsin-Green Bay and trailed 33-20 at the half. The Hurricanes fought back in the second half and tied the game at 61 with just four seconds left, but a Rachel Porath lay-up at the buzzer gave Green Bay a 63-61 victory.

VISITORS: UW-Green Bay 2-0

##	Player	tot-fg		3-pt		ft		fta		rebounds		pf	tp	a	to	blk	s	min
		fg	fga	fg	fga	ft	fta	of	de	tot	pf							
25	TEMPLIN, Erin	f	2	5	2	2	0	0	2	5	7	2	6	2	4	1	1	32
05	GLOVER, Lavesa	c	4	8	0	0	5	6	1	0	1	5	13	0	3	1	0	24
01	HARTY, Kali	g	2	6	2	5	2	2	0	3	3	2	8	5	9	0	4	37
04	HOEWISCH, Celeste	g	1	5	0	2	0	0	1	0	1	4	2	4	4	0	2	21
30	PORATH, Rachel	g	7	9	3	4	2	2	0	4	4	3	19	2	2	0	2	39
24	GOLDEN, Heather	4	7	1	2	0	0	0	0	0	0	1	9	0	1	0	1	22
32	WOJTA, Julie	0	0	0	0	0	0	0	0	0	0	0	0	0	0	0	0	2
42	TETSCHLAG, Kayla	1	6	0	3	4	5	1	2	3	1	6	1	0	0	0	0	23
TEAM																		
Totals		21	46	8	18	13	15	6	15	21	18	63	14	24	2	10	200	

TOTAL FG%	1st Half: 11-22 50.0%	2nd Half: 10-24 41.7%	Game: 45.7%	DEADB
3-Pt. FG%	1st Half: 5-9 55.6%	2nd Half: 3-9 33.3%	Game: 44.4%	REBS
F Throw %	1st Half: 6-6 100%	2nd Half: 7-9 77.8%	Game: 86.7%	0

HOME TEAM: Miami 1-1

##	Player	tot-fg		3-pt		ft		fta		rebounds		pf	tp	a	to	blk	s	min
		fg	fga	fg	fga	ft	fta	of	de	tot	pf							
14	Charmaine Clark	f	3	11	0	1	2	2	3	5	2	8	0	4	1	1	35	
33	Diane Barnes	f	5	6	0	0	4	4	1	2	3	4	14	1	2	0	0	16
21	Briyana Blair	g	2	6	0	2	2	8	1	1	2	2	6	2	4	2	0	27
23	LaToya Cunningham	g	2	9	1	5	1	3	2	3	5	1	6	3	4	0	3	39
42	Shenise Johnson	g	7	14	0	1	5	5	4	8	12	3	19	3	5	1	3	38
00	Damisha Moore	0	0	0	0	0	0	0	0	0	1	0	0	0	0	0	1	
05	LaToya Drake	2	5	0	0	0	0	5	1	6	2	4	0	3	0	1	17	
22	Ashley Sours	2	2	0	0	0	0	2	1	3	1	4	0	0	0	0	7	
34	Sylvia Bullock	0	3	0	0	0	0	1	1	2	2	0	1	2	1	3	20	
TEAM																		
Totals		23	56	1	9	14	22	22	21	43	18	61	10	25	5	11	200	

TOTAL FG%	1st Half: 7-25 28.0%	2nd Half: 16-31 51.6%	Game: 41.1%	DEADB
3-Pt. FG%	1st Half: 0-4 0.0%	2nd Half: 1-5 20.0%	Game: 11.1%	REBS
F Throw %	1st Half: 6-8 75.0%	2nd Half: 8-14 57.1%	Game: 63.6%	4

Officials: Denise Brooks-Clauser, Joseeph Vaszily, David Kramer

Technical fouls: UW-Green Bay-None. Miami-None.

Attendance: 528

Score by Periods	1st	2nd	Total
UW-Green Bay	33	30	63
Miami	20	41	61

GAME 3: HOUSTON 70, MIAMI 64

11/21 - HOUSTON – In only her third collegiate game, Shenise Johnson scored 21 points but Miami fell 70-64 to the Houston Cougars. Houston pulled away late and used seven three pointers to outlast the Hurricanes. Johnson also had a team-high six assists and seven steals in the contest.

VISITORS: Miami 1-2

##	Player	tot-fg		3-pt		ft		fta		rebounds		pf	tp	a	to	blk	s	min
		fg	fga	fg	fga	ft	fta	of	de	tot	pf							
42	Shenise Johnson	f	7	17	0	1	7	8	4	3	7	3	21	6	1	1	7	36
05	LaToya Drake	c	4	6	0	0	1	2	4	5	9	3	9	0	3	0	1	24
14	Charmaine Clark	g	4	7	0	0	2	5	2	6	8	4	10	2	3	1	1	28
21	Briyana Blair	g	0	2	0	0	0	0	2	3	5	4	0	2	2	0	2	28
23	LaToya Cunningham	g	6	17	3	11	0	0	0	1	1	15	2	4	0	3	37	
00	Damisha Moore	1	1	0	0	0	0	2	0	2	0	2	0	0	0	0	4	
01	Riquna Williams	2	8	0	4	0	0	2	1	3	1	4	0	3	1	0	15	
22	Ashley Sours	0	2	0	0	0	0	1	2	3	1	0	0	1	0	0	6	
33	Diane Barnes	1	5	0	0	1	4	0	2	2	3	3	0	0	0	0	20	
34	Sylvia Bullock	0	0	0	0	0	0	0	0	0	0	1	0	0	1	0	0	2
TEAM																		
Totals		25	65	3	16	11	19	19	26	45	21	64	12	18	3	14	200	

TOTAL FG%	1st Half: 13-35 37.1%	2nd Half: 12-30 40.0%	Game: 38.5%	DEADB
3-Pt. FG%	1st Half: 3-11 27.3%	2nd Half: 0-5 0.0%	Game: 18.8%	REBS
F Throw %	1st Half: 1-4 25.0%	2nd Half: 10-15 66.7%	Game: 57.9%	3

This is Miami Women's Basketball

2008-09 Game-by-Game Review

GAME 4: MIAMI 66, FIU 49

11/25 - MIAMI – The Hurricanes evened their record to 2-2 with their first road victory of the season at FIU, 66-49. Shenise Johnson recorded her second double-double of the season with 12 points and 12 rebounds. LaToya Cunningham hit five three-pointers and ended the night with 16 points.

VISITORS: Miami 2-2

#	Player	tot-fg		3-pt		rebounds		pf	tp	a	to	blk	s	min				
		fg	fga	fg	fga	ft	fta								of	de		
05	LaToya Drake	*	1	2	0	0	2	0	5	5	2	2	1	3	0	15		
14	Charmaine Clark	*	3	10	0	0	1	2	2	4	1	6	7	0	1	29		
21	Briyana Blair	*	2	5	0	0	0	1	1	2	1	4	0	1	0	9		
23	LaToya Cunningham	*	5	10	5	8	1	2	0	3	3	16	5	3	0	23		
42	Shenise Johnson	*	4	11	1	2	3	3	4	8	12	4	12	4	2	0	27	
00	Damisha Moore		3	7	0	2	0	1	1	1	2	2	6	2	2	0	14	
01	Riquna Williams		2	13	1	8	2	2	0	2	3	7	0	3	0	4	16	
22	Ashley Sours		3	4	0	0	0	0	2	2	4	3	6	0	1	0	13	
30	Vitalija Vasciunaite		0	2	0	2	0	0	1	0	1	0	0	0	0	0	6	
33	Diane Barnes		2	4	0	0	1	2	2	4	6	3	5	0	1	1	22	
34	Sylvia Bullock		1	1	0	0	0	0	1	1	0	2	0	0	0	0	6	
TEAM									5	2	7							
Totals			26	69	7	22	7	13	20	29	49	21	66	19	16	2	10	200

TOTAL FG%	1st Half: 12-37 32.4%	2nd Half: 14-32 43.8%	Game: 37.7%	DEADB
3-PT FG%	1st Half: 4-15 26.7%	2nd Half: 3-7 42.9%	Game: 31.8%	REBS
F Throw %	1st Half: 5-8 62.5%	2nd Half: 2-5 40.0%	Game: 53.8%	3

HOME TEAM: FIU 0-4

HOME Team: NY 64																					
#	Player	fga	tot-fg	3-pt	rebounds										pf	tp	a	to	blk	s	min
		fga	fg	ft	fta	of	de	tot	pf	tp	a	to	blk	s	min						
03	Jenkins, Jasmine	*	2	3	0	1	2	2	4	6	2	5	0	4	2	0	21				
05	Gonzalez, Michelle	*	3	6	0	0	0	1	0	1	4	6	5	7	1	3	40				
10	Hutlassa, Fanni	*	5	14	2	7	2	4	1	2	3	2	14	2	2	1	2	30			
12	Carey, Elisa	*	2	9	0	0	1	4	8	6	14	1	5	0	4	1	2	30			
13	Bostli, Monika	*	4	11	0	4	0	0	1	3	4	0	8	2	1	0	1	26			
01	Zeigler, Antonia		0	0	0	0	0	0	0	0	0	0	0	0	1	0	0	2			
15	Adley, Marquita		1	3	0	0	3	7	0	4	4	3	5	1	1	2	0	17			
21	Wilson, Asia		0	2	0	1	0	0	0	0	0	0	0	0	1	0	0	10			
22	Traugott, Ashley		1	4	1	2	0	0	0	2	2	1	3	0	0	0	0	13			
23	Adams, Sable		0	0	0	0	0	0	0	0	0	0	0	0	1	0	0	2			
33	Jekabsone, Liene		0	0	0	0	0	0	0	0	0	0	0	0	0	0	0	2			
35	Krajacic, Maja		1	1	0	0	1	3	0	2	2	1	3	0	0	0	0	7			
TEAM								1	3	4											
Totals			19	53	3	14	8	20	14	26	40	14	49	10	22	7	8	200			

TOTAL FG%	1st Half: 12-31 38.7%	2nd Half: 7-22 31.8%	Game: 35.8%	DEADB
3-PT FG%	1st Half: 1-7 14.3%	2nd Half: 2-7 28.6%	Game: 21.4%	REBS
F Throw %	1st Half: 1-4 25.0%	2nd Half: 7-16 43.8%	Game: 40.0%	3,1

Technical fouls: Miami-None, FIU-None.

Attendance: 398

Score by Periods	1st	2nd	Total
Miami	33	33	66
FIU	26	23	49

GAME 5: MIAMI 64, AUSTIN PEAY 51

11/28 - CORAL GABLES – In the first game of the UM Thanksgiving Tournament, LaToya Cunningham scored a career-high 19 points, hitting five three-pointers for the second straight game. Shenise Johnson and Ashley Sours scored 16 and 10 points respectively in the 64-51 victory over Austin Peay.

VISITORS: APSU 2-3

#	Player	tot-fg		3-pt		rebounds												
24	THOMAS, April	f	fg	fga	fg	fga	ft	fta	of	de	tot	pf	tp	a	to	blk	s	min
34	JAMEN, Nicole	f	6	12	0	0	2	4	3	7	10	1	14	1	2	0	3	34
02	WARNER, Darcie	g	2	4	0	1	0	0	0	0	2	4	1	2	1	2	30	
21	POLLOCK, Emily	g	0	5	0	2	3	0	2	2	3	2	11	11	1	6	40	
33	HERRING, Ashley	g	2	9	0	5	0	0	2	7	9	5	4	1	6	0	1	26
00	RAYNER, Jasmine	i	1	2	0	0	0	2	1	0	1	2	2	0	0	0	0	12
01	RICHARDSON, Salem	3	7	3	5	0	0	0	2	2	1	9	0	1	0	0	0	18
12	HANLEY, Whitney	0	2	0	1	0	0	0	0	0	0	0	0	0	2	0	0	6
15	JONES, Lauren	1	1	0	0	0	1	1	0	1	0	2	0	0	0	0	0	3
TEAM		2										2	4					
Totals		22	52	3	14	4	10	10	23	33	17	51	16	29	2	13	200	

TOTAL FG%	1st Half: 5-19 26.3%	2nd Half: 17-33 51.5%	Game: 42.3%	DEADB
3-PT FG%	1st Half: 0-7 0.0%	2nd Half: 3-7 42.9%	Game: 21.4%	REBS
F Throw %	1st Half: 2-5 40.0%	2nd Half: 2-5 40.0%	Game: 40.0%	2

HOME TEAM: Miami 3-2

#	Player	tot-fg		3-pt		ft		rebounds		pf	tp	a	to	blk	s	min		
		fg	fga	fg	fga	ft	fta	of	de									
14	Charmaine Clark	f	2	4	0	0	0	1	3	4	2	4	5	2	2	33		
33	Diane Barnes	f	1	5	0	1	2	2	1	3	5	3	0	1	0	31		
42	Shenise Johnson	f	5	9	0	1	6	6	0	5	5	3	16	2	5	0	4	28
05	LaToya Drake	c	0	0	0	0	0	0	0	0	1	0	0	2	0	0	3	
23	LaToya Cunningham	g	7	12	3	7	2	3	0	0	0	3	19	3	4	0	4	34
00	Damisha Moore	4	12	0	2	0	1	1	0	1	0	8	2	2	0	3	21	
01	Riquna Williams	1	5	1	2	0	0	0	2	2	2	3	2	2	0	3	17	
04	Lamese James	0	0	0	0	1	2	0	0	0	0	1	1	0	2	0	1	10
21	Briyana Blair	0	0	0	0	0	0	0	0	0	0	0	0	0	1	0	1	3
22	Ashley Sours	4	6	0	0	2	5	3	5	8	1	10	0	3	2	1	23	
34	Sylvia Bullock	0	3	0	0	0	0	1	4	5	0	0	0	0	0	0	7	7
TEAM									3	4	7							
Totals		24	56	4	12	12	19	11	24	35	18	64	14	24	4	22	200	

TOTAL FG%	1st Half: 12-30 40.0%	2nd Half: 12-26 46.2%	Game: 42.9%	DEADB
3-PT FG%	1st Half: 1-4 25.0%	2nd Half: 3-8 37.5%	Game: 33.3%	REBS
F Throw %	1st Half: 3-5 60.0%	2nd Half: 9-14 64.3%	Game: 63.2%	5

Officials: Cameron Inouye, Kenneth Weiland, Reid Brockett

Technical fouls: APSU-THOMAS, April, Miami-LaToya Cunningham.

Attendance: 619

Score by Periods	1st	2nd	Total
APSU	12	39	51
Miami	28	36	64

GAME 6: MIAMI 60, SANTA CLARA 44

11/29 - CORAL GABLES – The Hurricanes claimed the UM Thanksgiving Tournament title with a 60-44 win over Santa Clara. Shenise Johnson was named the tournament MVP as she scored 11 points and grabbed 10 rebounds for her third double-double of the season. In the contest, sophomore Vitalija Vasciunaite hit three consecutive three pointers during a first-half stretch.

VISITORS: Santa Clara 1-6

#	Player	tot-fg		3-pt		rebounds												
		fg	fga	fg	fga	ft	fta	of	de	tot	pf	tp	a	to	blk	s	min	
05	GOINS, Claire	f	4	9	0	1	3	5	0	5	5	1	11	2	4	0	0	31
21	GIPSON, Lena	f	4	12	0	0	5	6	4	6	10	1	13	2	1	1	1	39
04	FAITHFULL, Rhianna	g	2	8	1	5	1	1	1	2	3	1	6	0	4	0	1	33
30	DORAN, Elizabeth	q	5	17	4	13	0	0	2	3	5	2	14	2	2	0	1	40
34	MAJORS, Sara	q	0	4	0	0	0	0	3	8	11	4	0	4	7	0	2	38
15	WILLINSKY, Kathy	0	0	0	0	0	0	0	0	1	1	0	0	0	2	0	0	10
44	PARKER, Kelli	0	2	0	1	0	0	0	1	1	0	0	1	0	0	0	0	9
TEAM										2	2	4				1		
Totals			15	52	5	20	9	12	28	40	10	44	11	21	1	5	200	

TOTAL FG%	1st Half: 8-21 38.1%	2nd Half: 7-31 22.6%	Game: 28.8%	DEADB
3 PT FG%	1st Half: 3-10 30.0%	2nd Half: 2-10 20.0%	Game: 25.0%	REBS
F Throw %	1st Half: 3-6 50.0%	2nd Half: 6-6 100 %	Game: 75.0%	1

HOME TEAM: Miami 4-2

#	Player	tot-fg		3-pt		ft		rebounds		pf	tp	a	to	blk	s	
---	--------	--------	--	------	--	----	--	----------	--	----	----	---	----	-----	---	--

This is Miami Women's Basketball

2008-09 Game-by-Game Review

GAME 7: MIAMI 83, FLORIDA A&M 69

12/1 – CORAL GABLES – Miami's Vitalija Vasciunaite scored a career-high 18 points in an 83-69 win over visiting Florida A&M. Vasciunaite hit four three-pointers on the night. LaToya Cunningham and Diane Barnes each had 15 points in the contest, with all of Cunningham's points coming from beyond the arc.

VISITORS: Florida A&M 3-2

##	Player	tot-fg		3-pt		ft		f		fta		rebounds		pf	tp	a	to	blk	s	min
		fg	fga	fg	fga	ft	fta	of	de	tot	pf	tp	a							
22	BENNETT, Antonia	f	7	14	4	7	0	0	2	2	4	18	2	2	0	1	31			
40	TATE, Denise	f	1	9	0	0	1	2	5	6	11	2	3	4	1	1	0	32		
31	DANIELS, Melissa	c	3	6	0	0	0	4	1	5	1	6	0	1	0	1	15			
02	JONES, Deidra	g	7	18	3	6	4	5	2	1	3	2	21	4	5	0	2	38		
23	FOSTER, Stephanie	g	4	15	2	7	4	6	1	5	6	1	14	2	2	0	35			
03	McKELTON, Tameka	0	2	0	0	0	0	0	1	1	1	0	0	2	0	0	5			
05	WOODS, Jarquella	0	3	0	1	0	0	1	1	2	0	0	0	0	0	0	12			
15	DONALD, Qiana	3	4	0	0	1	2	1	11	12	3	7	0	1	2	0	28			
35	STALLINGS, Kirsten	0	1	0	0	0	0	0	1	1	0	0	0	0	0	0	6			
TEAM																				
Totals		25	72	9	21	10	15	16	30	46	14	69	12	14	5	4	200			

TOTAL FG% 1st Half: 12-35 34.3% 2nd Half: 13-37 35.1% Game: 34.7% DEADB
3 Pt. FG% 1st Half: 6-10 60.0% 2nd Half: 3-11 27.3% Game: 42.9% REBS
F Throw % 1st Half: 4-6 66.7% 2nd Half: 6-9 66.7% Game: 66.7% 3

HOME TEAM: Miami 5-2

##	Player	tot-fg		3-pt		ft		f		fta		rebounds		pf	tp	a	to	blk	s	min
		fg	fga	fg	fga	ft	fta	of	de	tot	pf	tp	a							
14	Charmaine Clark	f	4	6	0	1	0	0	1	4	5	2	8	10	2	2	1	33		
33	Diane Barnes	f	5	9	0	0	5	9	3	1	4	1	15	2	0	0	0	25		
42	Shenise Johnson	g	3	12	0	2	2	1	3	4	3	8	4	0	0	2	25			
00	Damisha Moore	g	2	5	0	0	0	0	1	1	0	4	2	1	0	0	13			
23	LaToya Cunningham	g	5	11	5	9	0	0	5	5	1	15	1	4	0	0	33			
01	Riquana Williams	0	5	0	1	2	2	0	5	5	1	2	0	1	1	0	11			
04	Lamese James	2	6	0	1	1	2	0	2	2	3	5	3	1	0	1	19			
05	LaToya Drake	2	2	0	0	0	1	2	0	2	0	4	0	0	0	0	6			
21	Briyana Blair	0	0	0	0	2	2	0	1	1	0	2	0	1	0	0	3			
22	Ashley Sours	0	0	0	0	0	0	0	1	1	0	0	0	1	0	0	5			
30	Vitalija Vasciunaite	7	12	4	9	0	0	1	1	2	2	18	0	0	0	0	16			
34	Sylvia Bullock	1	2	0	0	0	2	2	0	2	1	2	2	1	1	0	8			
45	Rikiah Gatlin	0	0	0	0	0	0	0	1	1	0	0	0	0	0	0	3			
TEAM																				
Totals		31	70	9	23	12	20	13	33	46	14	83	24	12	4	4	200			

TOTAL FG% 1st Half: 15-33 45.5% 2nd Half: 16-37 43.2% Game: 44.3% DEADB
3 Pt. FG% 1st Half: 6-13 46.2% 2nd Half: 3-10 30.0% Game: 39.1% REBS
F Throw % 1st Half: 4-8 50.0% 2nd Half: 8-12 66.7% Game: 60.0% 4

Officials: Dee Kantner, Susan Chue, Duane Mack
Technical fouls: Florida A&M None. Miami None.
Attendance: 545

Score by Periods	1st	2nd	Total
Florida A&M	34	35	69
Miami	40	43	83

GAME 8: INDIANA 69, MIAMI 54

12/5 - CORAL GABLES – A poor second-half shooting performance led to a 69-54 loss to the Indiana Hoosiers in the ACC/Big Ten Challenge. Freshman Riquana Williams led the Hurricanes with 11 points. Shenise Johnson score nine points, grabbed nine rebounds and eight assists in a near triple-double effort.

VISITORS: Indiana 5-2

##	Player	tot-fg		3-pt		ft		f		fta		rebounds		pf	tp	a	to	blk	s	min
		fg	fga	fg	fga	ft	fta	of	de	tot	pf	tp	a							
11	Thomas, Whitney	f	2	8	1	1	1	3	3	6	9	2	6	2	0	0	1	31		
42	Jackson, Amber	f	7	13	0	0	3	3	5	7	12	3	17	1	3	0	0	35		
23	Braun, Jamie	g	4	9	1	3	1	2	1	7	8	2	10	7	2	0	2	37		
32	Davis, Jori	g	1	11	0	2	7	10	3	2	5	1	9	3	0	0	2	29		
35	Roberson, Kim	g	6	14	0	4	3	4	2	4	6	2	15	4	1	1	5	34		
04	Mells, Ashlee	0	0	0	0	0	0	0	0	0	0	0	0	0	0	0	0	4		
10	McGuirt, Andrea	2	5	1	2	0	0	1	3	4	2	5	0	2	0	0	15			
20	Lindsay, Whitney	0	1	0	0	0	0	0	0	0	0	0	0	0	0	0	3			
21	Andujar, Danisa	1	1	0	0	1	2	0	0	0	0	0	3	0	0	0	2			
22	Chaplin, Sasha	2	3	0	0	0	0	1	1	2	4	4	0	2	0	0	9			
31	Enterline, Lindsay	0	0	0	0	0	0	0	0	0	0	0	0	1	0	0	0	1		
TEAM																				
Totals		25	65	3	12	16	24	19	31	50	16	69	18	11	1	10	200			

TOTAL FG% 1st Half: 11-38 28.9% 2nd Half: 14-27 51.9% Game: 38.5% DEADB
3 Pt. FG% 1st Half: 1-7 14.3% 2nd Half: 2-5 40.0% Game: 25.0% REBS
F Throw % 1st Half: 5-9 55.6% 2nd Half: 11-15 73.3% Game: 66.7% 4

HOME TEAM: Miami 5-3

##	Player	tot-fg		3-pt		ft		f		fta		rebounds		pf	tp	a	to	blk	s	min
		fg	fga	fg	fga	ft	fta	of	de	tot	pf	tp	a							
14	Charmaine Clark	f	4	9	0	0	0	0	2	5	7	1	8	2	6	1	0	32		
33	Diane Barnes	f	3	8	0	0	4	4	2	4	6	5	10	1	2	0	1	25		
00	Damisha Moore	g	1	3	1	2	0	0	1	2	3	2	3	1	0	2	1	18		
23	LaToya Cunningham	g	2	7	0	2	1	2	1	1	2	3	5	3	2	0	0	35		
42	Shenise Johnson	g	3	16	0	4	2	3	2	7	9	2	8	9	3	1	0	36		
01	Riquana Williams	4	13	3	5	0	0	2	1	3	5	11	0	1	0	0	16			
04	Lamese James	1	2	0	0	0	0	1	1	2	0	2	0	0	0	0	10			
05	LaToya Drake	1	3	0	0	0	0	0	0	0	1	2	0	1	0	0	8			
21	Briyana Blair	1	2	1	1	0	0	0	0	0	1	3	0	0	0	0	2			
30	Vitalija Vasciunaite	0	0	0	0	0	0	0	0	0	0	0	0	0	0	0	0	6		
34	Sylvia Bullock	1	1	0	0	0	2	2	1	3	0	2	0	0	1	1	12			
TEAM																				
Totals		21	64	5	14	7	11	14	25	39	20	54	16	15	5	3	200			

TOTAL FG% 1st Half: 14-30 46.7% 2nd Half: 7-34 20.6% Game: 32.8% DEADB
3 Pt. FG% 1st Half: 2-4 50.0% 2nd Half: 3-10 30.0% Game: 35.7% REBS
F Throw % 1st Half: 2-2 100% 2nd Half: 5-9 55.6% Game: 63.6% 2

Officials: Edward Sladsky, Bryan Enterline, Dennis DeMayo
Technical fouls: Indiana None. Miami None.

Score by Periods	1st	2nd	Total
Indiana	28	41	69
Miami	32	22	54

GAME 9: MIAMI 72, BINGHAMTON 37

12/13 - CORAL GABLES – The Hurricanes knocked off Binghamton in a 72-37 rout in the final game of a five-game homestand. The 37 points was the fewest allowed in three years for Miami, as they forced 26 turnovers on the night. LaToya Cunningham scored 15 points on five three-pointers for the game.

VISITORS: Binghamton 4-6

visitors		Binghamton 46																						
##	Player	tot-fg		3-pt		fta	rebounds											pf	tp	a	to	blk	s	min
		fg	fga	fg	fga		of	de	tot	pf	tp	a	to	blk	s									
01	Rebane, Vive	f	3	7	0	0	3	5	0	2	2	3	9	0	5	0	2	23						
33	Franceski, Laura	f	2	2	0	0	1	3	3	2	5	4	5	0	4	1	0	18						
11	Holmes, Andrea	g	1	3	0	1	0	1	1	1	2	2	2	2	2	0	2	32						
22	Carter, Erica	g	1	7	1	5	2	2	1	3	4	1	5	0	5	0	0	29						
25	Sadler, Muffy	g	0	4	0	4	0	0	0	3	3	0	0	2	1	0	1	18						
04	O'Reilly, Orla		2	2	0	0	4	4	0	1	1	0	8	0	4	0	1	19						
05	O'Reilly, Sinead		0	3	0	1	2	0	2	2	0	1	1	0	0	0	5							
10	Panteli, Theodora		1	3	0	0	0	3	6	9	1	2	0	1	0	1	12							
13	Peterson, Darryll		0	3	0	1	0	0	2	2	1	0	0	2	1	0	12							
15	Goldner, Jaki		0	0	0	0	0	0	2	2	0	0	0	0	0	0	5							
21	Ward, Jackie		2	8	1	4	0	0	0	1	1	3	5	1	2	0	1	22						
55	Owens, Erin		0	1	0	0	0	0	1	0	1	0	0	0	0	0	5							
TEAM										1	2													
Totals			12	43	2	15	11	17	10	26	36	15	37	6	26	2	8	200						

This is Miami Women's Basketball

2008-09 Game-by-Game Review

GAME 10: MIAMI 66, UCF 59

12/18 - ORLANDO – In her second game back from a leg injury, sophomore Epiphany Woodson scored 13 points in a 66-59 win over UCF on the road. Shenise Johnson led the Hurricanes with 15 points and was one of three players with six rebounds on the evening.

VISITORS: Miami 7-3

##	Player	tot-fg		3-pt		ft		rebounds		pf	tp	a	to	blk	s	min
		fg	fga	fg	fga	ft	fta	of	de							
14	Charmaine Clark	f	0	1	0	1	2	1	2	3	2	1	3	3	1	25
42	Shenise Johnson	f	5	13	0	1	5	6	2	4	6	3	15	3	6	31
05	LaToya Drake	c	1	6	0	0	4	4	2	6	3	6	0	4	1	17
00	Damisha Moore	g	0	3	0	0	0	0	0	0	1	0	0	0	0	7
23	LaToya Cunningham	g	1	6	1	4	0	0	0	1	2	3	3	0	0	30
01	Riquna Williams	g	3	9	2	6	1	2	0	1	1	3	9	2	2	17
04	Lamese James	g	2	4	0	0	2	2	2	4	6	2	6	1	0	14
21	Briyana Blair	g	0	1	0	0	0	0	1	1	2	0	1	2	0	4
22	Ashley Sours	g	3	6	0	0	0	0	3	2	5	0	6	0	0	11
32	Epiphany Woodson	g	5	9	1	3	2	3	1	3	4	0	13	1	0	28
34	Sylvia Bullock	g	3	4	0	0	1	2	2	1	3	0	7	0	3	16
TEAM		3 3 6														
Totals		23	62	4	16	16	21	18	24	42	18	66	14	17	7	8 200

TOTAL FG%	1st Half: 12-31 38.7%	2nd Half: 11-31 35.5%	Game: 37.1%	DEADB
3 Pt FG%	1st Half: 1-7 14.3%	2nd Half: 3-9 33.3%	Game: 25.0%	REBS
F Throw %	1st Half: 5-6 83.3%	2nd Half: 11-15 73.3%	Game: 76.2%	3

HOME TEAM: UCF 2-8

##	Player	tot-fg		3-pt		ft		rebounds		pf	tp	a	to	blk	s	min
		fg	fga	fg	fga	ft	fta	of	de							
02	DANIELS, D'Nay	f	2	9	0	0	0	0	2	2	2	4	2	2	0	29
34	KIRKPATRICK, Amber	f	2	9	0	1	2	2	3	4	7	4	6	0	3	1 25
24	CANNON, Emma	c	4	8	0	0	1	2	7	5	12	5	9	1	4	1 29
10	PATRICK, Aisha	g	4	13	0	0	1	2	1	0	1	9	4	2	0	2 36
33	WHITE, Marshay	g	3	10	1	3	4	4	1	1	2	3	11	1	7	0 1 29
03	MEALING, Angelica	g	0	0	0	0	0	0	4	4	2	0	3	0	1	14
11	KELLY, Ashia	g	0	0	0	0	0	0	2	0	0	0	0	0	2	0 3
21	WILEY, Chelsie	g	8	15	2	5	2	3	4	2	6	2	20	0	2	0 4 27
23	CALDWELL, Jellisa	g	0	1	0	0	0	0	0	0	0	0	0	0	0	0 4
40	PAIGE, Leah	g	0	0	0	0	0	0	0	0	0	0	0	0	0	0 4
TEAM		5 4 9														
Totals		23	65	3	9	10	15	21	22	43	19	59	11	20	5	11 200

TOTAL FG%	1st Half: 15-38 39.5%	2nd Half: 8-27 29.6%	Game: 35.4%	DEADB
3 Pt FG%	1st Half: 3-6 50.0%	2nd Half: 0-3 0.0%	Game: 33.3%	REBS
F Throw %	1st Half: 3-4 75.0%	2nd Half: 7-11 63.6%	Game: 66.7%	2,1

Officials: Tina Napier, Laura Morris, Billy Smith
Technical fouls: Miami None, UCF None.
Attendance: 844

Score by Periods	1st	2nd	Total
Miami	30	36	66
UCF	36	23	59

GAME 11: MIAMI 83, GRAMBLING STATE 65

12/21 - CORAL GABLES – Miami won its third straight in an 83-65 victory over Grambling State. Coming off the bench, senior Lamese James led the Hurricanes with 17 points, while freshman Shenise Johnson and Riquna Williams each added 11. The Miami bench outscored Grambling's by a 47-17 margin.

VISITORS: Grambling State 2-7

##	Player	tot-fg		3-pt		ft		rebounds		pf	tp	a	to	blk	s	min
		fg	fga	fg	fga	ft	fta	of	de							
04	BROWN, Whitney	f	4	10	0	0	3	4	3	3	6	2	11	0	3	1 3 24
34	HUGGINS, Krystal	f	1	1	0	0	0	0	1	0	1	4	2	0	1	0 9
03	JOHNSON, Breanna	g	1	7	1	5	0	0	0	1	1	0	3	0	3	0 1 18
11	HARPER, Kristen	g	5	10	4	8	0	0	3	2	5	4	14	1	2	0 2 32
22	DOBBINS, Rachele	g	7	19	0	2	4	7	4	10	14	2	18	5	9	1 2 39
01	HAWKINS, Paris	g	0	0	0	0	0	0	0	0	0	0	0	0	0	0 1
10	SHAW, Tenisha	g	3	7	0	0	0	1	5	6	2	6	0	4	1	0 22
12	SHERMAN, Kourtney	g	1	11	0	4	1	2	0	3	3	0	3	0	2	0 18
13	BLOCKER, Jasher	g	1	4	0	2	0	0	3	0	3	1	2	2	4	0 0 11
32	FLEMING, Gabrielle	g	3	10	0	0	0	0	7	6	13	4	6	1	3	0 1 26
TEAM		6 3 9														
Totals		26	79	5	21	8	13	28	33	61	19	65	9	31	3	9 200

TOTAL FG%	1st Half: 14-39 35.9%	2nd Half: 12-40 30.0%	Game: 32.9%	DEADB
3 Pt FG%	1st Half: 4-12 33.3%	2nd Half: 1-9 11.1%	Game: 23.8%	REBS
F Throw %	1st Half: 2-2 100%	2nd Half: 6-11 54.5%	Game: 61.5%	1

HOME TEAM: Miami 8-3

##	Player	tot-fg		3-pt		ft		rebounds		pf	tp	a	to	blk	s	min
		fg	fga	fg	fga	ft	fta	of	de							
14	Charmaine Clark	f	2	10	0	0	0	2	3	6	9	1	4	4	1	0 2 24
42	Shenise Johnson	f	5	6	0	1	1	3	0	3	3	0	11	5	2	2 4 27
05	LaToya Drake	c	4	5	0	0	1	1	1	2	3	2	9	1	1	0 2 16
00	Damisha Moore	g	2	6	0	1	2	2	0	0	0	2	6	1	0	0 2 11
23	LaToya Cunningham	g	3	11	0	4	0	0	2	4	6	0	6	7	5	0 1 31
01	Riquna Williams	g	4	10	0	3	3	5	4	2	6	2	11	2	4	0 1 20
04	Lamese James	g	7	11	0	2	3	4	3	3	6	5	17	0	3	1 2 21
21	Briyana Blair	g	1	1	0	0	0	2	1	1	2	0	2	0	1	0 6
22	Ashley Sours	g	2	4	0	0	2	4	3	7	1	6	0	0	2	0 8
30	Vitalija Vasciunaite	g	1	4	1	4	0	1	0	0	0	2	3	0	0	0 7
32	Epiphany Woodson	g	0	6	0	2	0	0	0	1	1	0	0	2	1	0 2 15
34	Sylvia Bullock	g	3	5	0	0	2	5	0	1	1	2	8	0	0	0 12
45	Rikiah Gatlin	g	0	0	0	0	0	0	2	2	0	0	0	0	0	0 2
TEAM		3 1 4														
Totals		34	79	1	17	14	29	21	29	50	17	83	22	19	5	16 200

TOTAL FG%	1st Half: 17-32 53.1%	2nd Half: 17-47 36.2%	Game: 43.0%	DEADB
3 Pt FG%	1st Half: 1-6 16.7%	2nd Half: 0-11 0.0%	Game: 5.9%	REBS
F Throw %	1st Half: 4-13 30.8%	2nd Half: 10-16 62.5%	Game: 48.3%	6

Officials: Luis Gonzalez, John Almarode, Mark McLenney
Technical fouls: Grambling State None, Miami None.

Score by Periods	1st	2nd	Total
Grambling State	34	31	65
Miami	39	44	83

GAME 12: MIAMI 81, BROWN 41

12/29 - CORAL GABLES – The Hurricanes rolled to an 81-41 win over Brown in the opener of the UM Holiday Tournament. LaToya Cunningham hit four three-pointers and scored 14 points, while Riquna Williams, Shenise Johnson and Charmaine Clark each scored 13 points in the win. Williams also added five blocks and five steals.

VISITORS: Brown 1-9

##	Player	tot-fg		3-pt		ft		rebounds		pf	tp	a	to	blk	s	min
		fg	fga	fg	fga	ft	fta	of	de							
13	Bonds, Natalie	f	3	7	0	0	1	2	6	8	14	3	7	0	3	2 1 25
12	Williams, Sadiea	g	3	13	1	1	2	2	1	2	3	0	9	2	6	0 3 29
15	Lee, Courtney	g	3	5	0	0	2	3	1	2	3	3	8	0	7	1 0 34
20	Passafiume, Hannah	g	0	8	0	4	0	0	3	0	3	0	0	2	5	0 0 23
22	Grace, Karly	g	1	6	1	4	0	0	0	1	1	1	3	0	3	0 1 16
00	Enhart, Amy	g	0	2	0	1	0	0	0	4	4	2	0	0	1	0 0 9
03	Alviar, Stefany	g	0	0	0	0	0	0	0	0	0	0	0	0	0	0 2
04	Jacobson, Betsy	g	1	1	0	0	0	0	0	1	1	1	2	0	0	0 5
14	Johnson, Christina	g	4	8	0	0	2	4	2	3	5	2	10	1	3	0 1 30
30	Daniels, Aileen	g	0	1	0	0	0	0	0	0	0	0	0	0	2	0 2 4
32	Delk, Sarah	g	0	1	0	1	0	0	0	0	0	0	0	0	0	0 8
42	Alexander, Ashley	g	0	5	0	0	2	4	4	3	7	1	2	0	1	1 15
TEAM		5 1 6														
Totals		15	57	2	11	9	15	22	25	47	15	41	5	31	4	9 200

TOTAL FG%	1st Half: 8-28 28.6%	2nd Half: 7
-----------	----------------------	-------------

This is Miami Women's Basketball

2008-09 Game-by-Game Review

GAME 16: DUKE 73, MIAMI 58

1/9 - DURHAM, N.C. – Epiphany Woodson's 16 points were enough for Miami as they fell to the No. 5 Duke Blue Devils 73-58. The 'Canes scored 26 points off of 24 Duke turnovers, but a career-high 21 points from Karima Christmas was enough to hold off Miami.

VISITORS: Miami 10-6, 0-2 ACC

#	Player	tot-fg		3-pt		ft		rebounds		pf	tp	a	to	blk	s	min
		fg	fga	fg	fga	ft	fta	of	de							
42	Shenise Johnson	f	1	7	0	4	1	3	0	5	5	2	3	6	7	1 2 33
05	LaToya Drake	c	4	5	0	0	3	4	1	1	2	3	11	0	3	1 2 18
01	Riquana Williams	g	3	13	0	5	3	4	2	1	3	1	9	0	3	0 1 21
14	Charmaine Clark	g	2	6	0	0	3	4	0	2	2	1	7	3	0	1 3 32
32	Epiphany Woodson	g	5	10	2	4	4	5	1	0	1	1	16	1	2	0 1 28
04	Lamese James	g	2	5	0	1	0	0	1	4	5	1	4	0	0	1 2 28
21	Briyana Blair	g	0	1	0	0	0	0	0	0	0	0	0	0	0	0 1 4
23	LaToya Cunningham	g	2	7	0	4	0	0	2	2	4	1	4	0	4	0 1 30
33	Diane Barnes	g	2	3	0	0	0	0	0	0	0	3	4	0	0	0 1 6
TEAM																
Totals		21	57	2	18	14	20	11	16	27	13	58	10	20	4	14 200

TOTAL FG%	1st Half: 11-25 44.0%	2nd Half: 10-32 31.3%	Game: 36.8%	DEADB
3 Pt FG%	1st Half: 0-5 0.0%	2nd Half: 2-13 15.4%	Game: 11.1%	REBS
F Throw %	1st Half: 8-10 80.0%	2nd Half: 6-10 60.0%	Game: 70.0%	1,1

HOME TEAM: No. 5/10 Duke 13-1, 1-0 ACC

#	Player	tot-fg		3-pt		ft		rebounds		pf	tp	a	to	blk	s	min
		fg	fga	fg	fga	ft	fta	of	de							
30	Carrem Gay	f	1	5	0	1	0	0	0	4	4	1	2	0	0	1 1 13
31	Keturah Jackson	f	2	3	0	0	2	1	2	3	2	4	1	5	0	2 17
11	Chante Black	c	7	11	0	0	3	3	4	8	12	1	17	2	2	1 2 36
04	Abby Waner	g	0	4	0	3	0	0	0	4	4	5	0	5	2	2 3 18
05	Jasmine Thomas	g	3	6	1	2	2	2	0	3	3	1	9	3	8	0 1 34
03	Shay Selby	g	0	3	0	1	0	0	0	0	0	1	0	1	0	0 1 13
13	Karima Christmas	g	7	10	3	4	4	6	3	2	5	0	21	1	1	0 6 29
15	Bridgette Mitchell	g	2	4	1	1	0	0	2	1	3	1	5	1	3	0 0 9
21	Joy Cheek	g	4	11	1	3	2	2	2	3	5	2	11	4	3	0 1 26
24	Kathleen Scheer	g	0	0	0	0	0	0	0	0	0	0	0	0	0	0 0+
34	Krystal Thomas	g	2	6	0	0	0	0	2	1	3	1	4	0	0	0 0 5
TEAM																
Totals		28	63	6	15	11	15	18	30	48	15	73	18	24	4	17 200

TOTAL FG%	1st Half: 13-31 41.9%	2nd Half: 15-32 46.9%	Game: 44.4%	DEADB
3 Pt FG%	1st Half: 2-8 25.0%	2nd Half: 4-7 57.1%	Game: 40.0%	REBS
F Throw %	1st Half: 4-5 80.0%	2nd Half: 7-10 70.0%	Game: 73.3%	4

Officials: Lawson Newton, Carla Fountain, Karen Preato
Technical fouls: Miami None. No. 5/10 Duke None.

Attendance: 7310

Score by Periods	1st	2nd	Total
Miami	30	28	58
No. 5/10 Duke	32	41	73

GAME 17: GEORGIA TECH 68, MIAMI 50

1/12 - CORAL GABLES – Miami led 39-36 in the second half, but a 15-0 Georgia Tech run was too much for the Hurricanes as the No. 24 Yellow Jackets pulled out a 68-50 win at the BankUnited Center. Diane Barnes scored 11 points for the 'Canes as Miami fell to 0-3 in ACC play.

VISITORS: No. 24/22 Georgia Tech 13-3, 1-1 ACC

#	Player	tot-fg		3-pt		ft		rebounds		pf	tp	a	to	blk	s	min
		fg	fga	fg	fga	ft	fta	of	de							
22	Montgomery, Alex	f	6	11	4	6	2	2	3	8	11	4	18	3	5	0 3 32
35	Ardossi, Brigitte	f	1	3	0	0	2	2	1	1	2	2	4	1	2	0 1 21
45	Goodlett, Sasha	c	3	3	0	0	1	2	0	2	2	1	7	1	2	0 3 24
01	Williams, Jacqua	g	3	10	1	7	11	14	0	5	5	2	18	6	6	0 4 40
23	Foster, Deja	g	2	5	0	0	5	7	1	6	7	3	9	0	4	1 1 32
02	Bennett, Mo	g	0	0	0	0	0	0	0	0	0	0	0	0	1	0 0 2
10	Woodcock, Shaday	g	0	3	0	1	1	2	0	0	0	1	1	0	0	0 0 9
32	Regins, Chelsea	g	0	1	0	0	2	0	1	1	0	0	0	0	0	0 0 7
34	Hemmingway, lasia	g	5	6	1	1	0	0	2	5	7	3	11	1	5	1 1 33
TEAM																
Totals		20	42	6	15	22	31	9	31	40	16	68	12	27	2	13 200

TOTAL FG%	1st Half: 10-21 47.6%	2nd Half: 10-21 47.6%	Game: 47.6%	DEADB
3 Pt FG%	1st Half: 2-7 28.6%	2nd Half: 4-8 50.0%	Game: 40.0%	REBS
F Throw %	1st Half: 5-10 50.0%	2nd Half: 17-21 81.0%	Game: 71.0%	4

HOME TEAM: Miami 10-7, 0-3 ACC

#	Player	tot-fg		3-pt		ft		rebounds		pf	tp	a	to	blk	s	min
		fg	fga	fg	fga	ft	fta	of	de							
05	LaToya Drake	f	0	1	0	0	0	0	0	0	0	1	0	0	1	0 2 13
14	Charmaine Clark	f	4	11	0	0	0	4	2	6	3	8	1	3	0	1 27
23	LaToya Cunningham	g	1	2	0	1	0	0	1	0	1	1	2	0	2	0 0 14
32	Epiphany Woodson	g	3	9	1	3	0	1	1	3	4	0	7	0	4	0 0 29
42	Shenise Johnson	g	2	6	0	0	2	2	1	2	3	3	6	5	4	1 8 34
01	Riquana Williams	g	3	12	0	4	3	4	0	1	1	2	9	1	2	0 2 23
04	Lamese James	g	0	1	0	0	2	4	0	0	0	2	2	1	1	1 2 13
21	Briyana Blair	g	2	5	0	1	1	7	0	2	2	4	5	1	2	0 1 17
33	Diane Barnes	g	5	6	0	0	1	4	2	5	7	5	11	3	0	0 1 26
34	Sylvia Bullock	g	0	0	0	0	0	0	0	1	1	0	0	0	0	0 0 4
TEAM																
Totals		20	53	1	9	9	22	10	18	28	21	50	12	20	2	17 200

TOTAL FG%	1st Half: 13-25 52.0%	2nd Half: 7-28 25.0%	Game: 37.7%	DEADB
3 Pt FG%	1st Half: 1-5 20.0%	2nd Half: 0-4 0.0%	Game: 11.1%	REBS
F Throw %	1st Half: 4-6 66.7%	2nd Half: 5-16 31.3%	Game: 40.9%	5

Officials: Susan Blanch, Felicia Grinter, Billy Smith
Technical fouls: No. 24/22 Georgia Tech None. Miami None.
Attendance: 826

Score by Periods	1st	2nd	Total
No. 24/22 Georgia Tech	27	41	68
Miami	31	19	50

GAME 18: BOSTON COLLEGE 62, MIAMI 54

1/18 - CHESTNUT HILL, Mass. – The Boston College Eagles were able to hold off the Hurricanes 62-54 despite the fact that Miami had four players with double-digit points. Riquana Williams had a team-high 13 points and LaToya Drake, Diane Barnes and Shenise Johnson each had 10 points of their own.

VISITORS: MIAMI 10-8, 0-4 ACC

#	Player	tot-fg		3-pt		ft		rebounds		pf	tp	a	to	blk	s	min
		fg	fga	fg	fga	ft	fta	of	de							
05	LaToya Drake	f	4	7	0	0	2	2	2	4	1	10	1	2	1	0 26
33	Diane Barnes	f	4	6	0	0	2	3	2	4	6	3	10	0	1	0 26
42	Shenise Johnson	f	5	13	0	1	0	0	1	3	4	2	10	6	3	0 2 35
14	Charmaine Clark	g	1	2	0	0	0	0	0	2	2	2	3	2	0	1 20
23	LaToya Cunningham	g	2	7	1	4	0	0	0	2	2	1	5	2	4	0 2 34
01	Riquana Williams	g	6	18	0	6	1	3	1	0	1	2	13	1	1	0 1 27
04	Lamese James	g	1	2	0	0	0	0	1	1	2	1	2	1	0	0 0 14
21	Briyana Blair	g	1	3	0	1	0	0	1	0	1	4	2	0	0	0 0 4
22	Ashley Sours	g	0	0	0	0	0	0	0	0	0	0	0	0	0	0 0 2
30	Vitalija Vasciunaitė	g	0	2	0	2	0	0	0	0	0	0	0	0	0	0 0 4
32	Epiphany Woodson	g	0	1	0	1	0	0	0	1	1	0	0	0	1	0 0 6
34	Sylvia Bullock	g	0	0	0	0	0	0	0	0	0	0	0	0	0	0 0 2
TEAM																
Totals		24	61	1	15	5	8	9	19	28	16	54	14	14	1	8 200

TOTAL FG%	1st Half: 12-30 40.0%	2nd Half: 12-31 38.7%	Game: 39.3%	DEADB
3 Pt FG%	1st Half: 1-7 14.3%	2nd Half: 0-8 0.0%	Game: 6.7%	REBS
F Throw %	1st Half: 2-4 50.0%	2nd Half: 3-4 75.0%	Game: 62.5%	3,1

HOME TEAM: Boston College 14-4, 3-1 ACC

#	Player	tot-fg		3-pt		ft		rebounds		pf	tp	a	
---	--------	--------	--	------	--	----	--	----------	--	----	----	---	--

This is Miami Women's Basketball

2008-09 Game-by-Game Review

GAME 19: MIAMI 72, NC STATE 60

1/22 - CORAL GABLES – Miami defeated NC State for the first time in its history and also claimed its first conference win of the season in the 72-60 victory. Shenise Johnson recorded her fourth double-double of the season, with 11 points and 13 rebounds. Riquana Williams had a team high 18 points and LaToya Drake grabbed 11 rebounds and added nine points.

VISITORS: NC State 8-11, 0-4 ACC

Totals															Totals														
##	Player	tot-fg				3-pt				rebounds				pf	tp	a	to	blk	s	min									
		f	g	a	%	ft	f	a	%	ft	f	a	%								tot								
21	Brittany Strachan	f	2	8	2	6	0	0	1	0	4	6	1	3	1	0	22												
24	Lucy Ellison	f	1	4	0	0	1	2	6	4	10	4	3	1	2	0	1	30											
15	Inga Muoniece	c	1	2	0	0	0	0	1	1	2	0	2	0	0	0	12												
02	Nikitta Gartrell	g	4	17	0	2	4	4	2	4	6	4	12	2	3	0	1	38											
23	Shayla Fields	g	2	15	0	3	3	6	0	4	4	3	7	4	1	0	1	40											
04	Tia Bell		2	6	0	0	3	4	4	2	6	3	7	1	0	0	0	23											
22	Bonae Holston		9	14	0	0	5	7	5	7	12	1	23	1	1	0	0	31											
44	Kristy Kenney		0	2	0	1	0	0	0	2	2	0	0	0	0	0	0	4											
TEAM																													
Totals			21	68	2	12	16	23	21	26	47	21	60	10	12	1	3	200											

TOTAL FG% 1st Half: 8-32 25.0% 2nd Half: 13-36 36.1% Game: 30.9% DEADB
3 Pt. FG% 1st Half: 0-3 0.0% 2nd Half: 2-9 22.2% Game: 16.7% REBS
F Throw % 1st Half: 5-7 71.4% 2nd Half: 11-16 68.8% Game: 69.6% 3

HOME TEAM: Miami (Fla.) 8-11, 1-3 ACC

#	Player	tot-fg		3-pt		rebounds					pf	tp	a	to	blk	s	min	
		fg	fga	fg	fga	ft	fta	of	de	tot								
14	Charmaine Clark	f	4	7	0	0	5	6	2	3	5	2	13	4	2	0	2	32
42	Shenise Johnson	f	4	12	1	1	2	2	5	8	13	2	11	3	3	1	1	36
05	LaToya Drake	c	4	8	0	0	1	2	4	7	11	4	9	0	1	1	1	26
01	Riquana Williams	g	4	12	1	6	9	10	0	2	2	2	18	1	1	0	1	29
32	Epiphany Woodson	g	2	12	0	5	5	5	0	4	4	3	9	4	1	0	0	30
00	Damisha Moore		0	2	0	0	0	0	0	0	0	1	0	1	0	0	0	3
04	Lamese James		0	0	0	0	2	2	0	0	0	1	2	0	0	0	2	10
21	Briyana Blair		0	1	0	1	0	0	0	0	0	0	0	0	0	0	0	4
22	Ashley Sours		1	1	0	0	0	0	0	0	0	0	2	0	0	0	0	3
23	LaToya Cunningham		0	1	0	1	0	0	0	0	0	1	0	2	0	0	0	14
33	Diane Barnes		3	5	0	0	2	2	3	3	6	4	8	0	0	1	0	13
TEAM																		
Totals			22	61	2	14	26	29	14	30	44	20	72	15	9	3	7	200

TOTAL FG% 1st Half: 15-35 42.9% 2nd Half: 7-26 26.9% Game: 36.1% DEADB
3 Pt. FG% 1st Half: 2-10 20.0% 2nd Half: 0-4 0.0% Game: 14.3% REBS
F Throw % 1st Half: 4-4 100% 2nd Half: 22-25 88.0% Game: 89.7% 2

Officials: Jennifer Rezac, Cameron Inouye, Billy Smith

Technical fouls: Virginia-None. Miami (Fla.)-None.

Attendance: 727

Score by Periods	1st	2nd	Total
NC State	21	39	60
Miami	36	36	72

GAME 20: GEORGIA TECH 68, MIAMI 42

1/29 - ATLANTA – Riquana Williams and Epiphany Woodson scored 10 points apiece but the Hurricanes fell to the Georgia Tech Yellow Jackets for the second time of the season, 68-42. Briyana Blair and Woodson each had three steals in the loss as the Miami defense held the trio of lasia Hemingway, Alex Montgomery and Jacqua Williams to only 24 points.

VISITORS: Miami 11-9, 1-5 ACC

Players: main fte, f3ptc																		
##	Player	tot-fg		3-pt		rebounds												
		fg	fga	fg	fga	ft	fta	of	d	tot	pf	tp	a	to	blk	s	min	
14	Charmaine Clark	f	0	1	0	0	0	1	3	4	2	0	2	3	0	2	23	
42	Shenise Johnson	f	1	6	0	1	2	2	1	1	2	3	4	1	6	1	2	28
05	LaToya Drake	c	1	1	0	0	0	0	0	0	1	2	0	0	1	0	17	
01	Riquana Williams	g	3	14	3	7	1	3	2	3	5	2	10	0	4	0	3	24
32	Epiphany Woodson	g	4	12	2	6	0	0	2	2	1	10	5	5	0	3	32	
00	Damisha Moore		0	1	0	0	1	2	0	0	0	0	1	1	2	1	7	
04	Lamese James		0	1	0	0	1	2	0	0	0	0	1	0	1	0	3	
21	Briyana Blair		0	5	0	1	1	2	1	0	1	2	1	2	4	0	3	17
22	Ashley Sours		2	2	0	0	0	0	0	0	1	4	0	0	0	1	0	7
30	Vitalija Vasciunaite		0	1	0	1	0	0	0	0	0	0	0	0	0	0	0	6
33	Diane Barnes		2	5	0	0	0	2	3	2	5	1	4	0	0	0	2	22
34	Sylvia Bullock		1	4	0	0	3	5	2	0	2	2	5	1	0	0	1	14
TEAM									4	4	8				2			
TOTALS			14	53	5	16	9	18	14	15	29	15	42	12	27	4	17	200

TOTAL FG% 1st Half: 6-29 20.7% 2nd Half: 8-24 33.3% Game: 26.4% DEADB
3 Pt. FG% 1st Half: 3-9 33.3% 2nd Half: 2-7 28.6% Game: 31.3% REBS
F Throw % 1st Half: 2-4 50.0% 2nd Half: 7-14 50.0% Game: 50.0% 4

HOME TEAM: Georgia Tech 15-5, 3-3 ACC

#	Player	tot-fg		3-pt		rebounds		pf	tp	a	to	blk	s	min				
		fg	fga	fg	fga	ft	fta											
34	Hemingway, lasia	f	3	4	0	0	1	2	4	2	6	2	7	3	4	0	4	26
35	Ardoss, Brigitte	f	3	7	0	0	1	1	1	3	4	3	7	4	3	0	1	26
45	Goodlett, Sasha	c	5	9	0	0	1	1	3	4	1	11	0	2	3	1	21	
22	Montgomery, Alex	g	4	12	2	8	1	2	0	8	8	3	11	3	3	0	3	33
23	Foster, Deja	g	4	6	0	0	4	5	0	4	4	12	6	4	0	1	25	
01	Williams, Jacqua		3	4	0	1	0	0	0	2	2	3	6	4	4	1	1	19
02	Bennett, Mo		4	6	0	1	0	0	2	1	3	1	8	2	6	0	0	18
05	Walthour, Metra		0	0	0	0	0	0	0	0	1	0	0	0	0	0	0	2
10	Woolcock, Shaday		0	1	0	1	0	0	0	1	1	0	0	0	1	0	0	7
14	Adams, LaQuanishia		1	4	0	0	0	0	0	0	0	0	2	0	1	1	1	10
32	Regins, Chelsea		2	2	0	0	0	0	1	1	2	2	4	0	1	1	2	13
TEAM																		
Totals			29	55	2	11	8	11	12	30	42	20	68	22	29	6	14	200

TOTAL FG% 1st Half: 14-30 46.7% 2nd Half: 15-25 60.0% Game: 52.7% DEADB
3 Pt. FG% 1st Half: 1-6 16.7% 2nd Half: 1-5 20.0% Game: 18.2% REBS
F Throw % 1st Half: 6-8 75.0% 2nd Half: 2-3 66.7% Game: 72.7% 2

Officials: Bryan Brunette, David Kramer, Dawn Marsh

Technical fouls: Miami None. Georgia Tech None.

Attendance: 817

Score by Periods	1st	2nd	Total
Miami	17	25	42
Georgia Tech	35	33	68

GAME 21: WAKE FOREST 78, MIAMI 69

2/1 - CORAL GABLES – Miami fell to 11-10 on the season and 1-6 in ACC play after a 78-69 loss at home against the Wake Forest Demon Deacons. Shenise Johnson scored 22 points, while fellow freshman Riquana Williams scored 15 of her own. Both Diane Barnes and LaToya Drake were able to pull down a team-high seven rebounds.

VISITORS: Wake Forest 14-5, 2-4 ACC

Northwest Wake Forest 143, 24-17																						
##	Player	tot-fg		3-pt		rebounds										pf	tp	a	to	blk	s	min
		fg	fga	fg	fga	ft	fta	of	de	td	tr	ap	tr	tr	tr							
02	Alex Tchangué	f	3	6	1	3	2	4	1	4	5	4	9	4	6	0	1	28				
33	Corinne Groves	f	7	14	0	0	1	4	2	8	10	3	15	0	1	0	1	39				
01	Brooke Thomas	g	1	5	0	1	0	1	0	2	2	2	6	3	0	1	30					
05	Courteney Morris	g	2	4	1	2	2	6	1	6	7	4	7	3	1	0	2	23				
23	Secily Ray	g	8	14	2	2	6	10	5	6	11	3	24	1	3	1	1	32				
03	Camille Collier		3	7	1	5	3	3	0	1	1	1	10	0	2	0	0	20				
13	Jessie Cain		0	0	0	0	0	0	1	1	2	1	0	1	0	0	0	8				
15	Kern Wilson		0	0	0	0	0	0	0	2	2	0	0	1	1	0	0	3				
20	Brittany Waters		4	7	2	4	1	2	1	3	4	2	11	1	0	2	0	17				
TEAM										3	3	6										
Totals			28	57	7	17	15	30	14	36	50	20	78	17	17	3	6	200				

TOTAL FG% 1st Half: 18-36 50.0% 2nd Half: 10-21 47.6% Game: 49.1% DEADB
3 Pt. FG% 1st Half: 4-11 36.4% 2nd Half: 3-6 50.0% Game: 41.2% REBS
F Throw % 1st Half: 7-13 53.8% 2nd Half: 8-17 47.1% Game: 50.0% 6

HOME TEAM: Miami 11-10, 1-6 ACC

#	Player	tot-fg		3-pt		rebounds		pf	tp	a	to	blk	s	min					
		fg	fga	ft	fta	of	de												
05	LaToya Drake	f	2	5	0	0	2	4	1	6	7	0	6	0	1	0	24		
14	Charmaine Clark	f	2	6	0	0	0	2	2	3	5	4	4	3	0	0	1	24	
01	Riquna Williams	g	5	10	3	6	2	3	0	2	2	3	15	2	2	0	2	18	
32	Epiphany Woodson	g	1	7	0	2	0	0	0	0	1	2	2	2	0	0	23		
42	Shenise Johnson	g	7	15	2	5	6	6	1	2	3	3	22	1	2	2	1	37	
21	Bryana Blair	f	4	8	0	2	1	2	2	0	2	4	9	2	2	0	1	17	
22	Ashley Sours	f	1	2	0	0	1	1	0	2	2	0	3	0	0	1	0	9	
23	LaToya Cunningham	0	1	0	1	0	0	0	0	0	0	0	1	0	0	0	1	11	
30	Vitalija Vascunaitė	0	2	0	2	0	0	0	0	0	1	0	0	0	0	0	1	6	
32	Diane Barnes	2	5	0	0	2	6	1	6	7	5	6	2	0	1	1	1	18	
34	Sylvia Bullock	1	1	0	0	0	0	0	1	1	1	2	0	1	1	1	1	13	
TEAM														2		2		1	
Totals		25	62	5	17	14	24	9	24	33	22	69	13	11	4	9	200		

This is Miami Women's Basketball

2008-09 Game-by-Game Review

GAME 22: MIAMI 83, SIU EDWARDSVILLE 72

2/4 - EDWARDSVILLE, Ill. – In a non-conference road contest at SIU Edwardsville, Miami center, Ashley Sours had a team and career-high 16 points in the 83-72 win over the Cougars. Sours also had a team-high five rebounds and four blocks as the 'Canes were able to hold off the host team in the second half.

VISITORS: Miami 12-10

##	Player	tot-fg		3-pt		ft		rebounds		pf	tp	a	to	blk	s	min
		fg	fga	fg	fga	ft	fta	of	de							
14	Charmaine Clark	f	5	6	0	0	0	0	4	4	3	10	6	3	2	1 30
23	LaToya Cunningham	f	3	7	1	3	4	5	0	4	1	11	3	6	0	1 38
33	Diane Barnes	f	3	5	0	0	2	4	0	2	2	4	8	0	2	1 0 16
21	Briyana Blair	g	3	8	0	2	0	0	1	4	5	0	6	1	3	1 3 21
42	Shenise Johnson	g	6	10	1	1	2	2	1	4	5	4	15	5	2	0 1 21
0	Damisha Moore	0	1	0	0	0	0	0	1	1	1	0	1	1	0	1 6
22	Ashley Sours	7	10	0	0	2	3	3	1	4	2	16	1	1	4	1 13
30	Vitalija Vasciunaite	0	0	0	0	0	2	0	0	0	0	0	0	0	0	1 9
32	Epiphany Woodson	0	0	0	0	0	0	0	0	0	0	0	0	1	0	0+
34	Sylvia Bullock	1	1	0	0	2	2	1	2	3	2	4	1	1	1	0 14
4	Lamese James	2	2	0	0	1	2	1	1	2	2	5	0	2	0	0 19
5	LaToya Drake	4	5	0	0	0	0	0	3	3	1	8	1	1	1	1 13
TEAM								3								
Totals		34	55	2	6	13	20	7	29	36	20	83	19	23	10	10 200

TOTAL FG%	1st Half: 16-27 59.3%	2nd Half: 18-28 64.3%	Game: 61.8%	DEADB
3 Pt FG%	1st Half: 2-4 50.0%	2nd Half: 0-2 0.0%	Game: 33.3%	REBS
F Throw %	1st Half: 4-7 57.1%	2nd Half: 9-13 69.2%	Game: 65.0%	5

HOME TEAM: SIU Edwardsville 5-19

##	Player	tot-fg		3-pt		ft		rebounds		pf	tp	a	to	blk	s	min
		fg	fga	fg	fga	ft	fta	of	de							
14	IMIG, Brittany	f	0	2	0	0	1	2	0	3	3	1	1	0	0	1 10
20	STAPLETON, Jessie	f	3	8	0	0	3	6	3	3	6	2	9	2	1	0 1 36
31	WUEST, Jenny	c	7	16	0	0	5	6	4	3	7	0	19	3	3	0 2 34
10	BEY, Ashley	g	4	19	1	5	3	4	2	3	5	3	12	6	5	0 3 39
12	MEADE, Madison	g	3	7	3	4	2	2	0	0	2	11	0	2	0	0 25
01	DUNCAN, Melia	0	3	0	1	0	0	1	1	2	4	0	0	1	0	1 17
23	AFFOURTIT, Kate	5	12	3	9	1	2	1	1	2	5	14	2	4	0	1 32
44	WINSLOW, Sydney	1	1	0	0	4	4	0	0	0	0	6	0	1	0	0 7
TEAM								9		1		10		2		
Totals		23	68	7	19	19	26	20	15	35	17	72	13	19	0	9 200

TOTAL FG%	1st Half: 12-27 44.4%	2nd Half: 11-41 26.8%	Game: 33.8%	DEADB
3 Pt FG%	1st Half: 5-9 55.6%	2nd Half: 2-10 20.0%	Game: 36.8%	REBS
F Throw %	1st Half: 7-12 58.3%	2nd Half: 12-14 85.7%	Game: 73.1%	3,1

Officials: Del Brantley, Tony Ramsey, Michael Brasher
Technical fouls: Miami Sherise Johnson, SIU Edwardsville None.

Attendance: 938

Score by Periods	1st	2nd	Total
Miami	38	45	83
SIU Edwardsville	36	36	72

GAME 23: FLORIDA STATE 75, MIAMI 59

2/8 - CORAL GABLES – Shenise Johnson's 20 points were enough for Miami as it fell to in-state rival Florida State 75-59 at the BankUnited Center. LaToya Cunningham had 13 points and Charmaine Clark added 12. Johnson and Clark each added four assists on the evening.

VISITORS: No. 15/19 Florida State 18-5, 8-1 ACC

##	Player	tot-fg		3-pt		ft		rebounds		pf	tp	a	to	blk	s	min
		fg	fga	fg	fga	ft	fta	of	de							
10	Mara Freshour	f	2	7	0	3	2	2	1	4	5	2	6	2	2	0 0 32
20	Tanae Davis Cain	f	7	11	4	7	0	0	3	2	5	1	18	1	2	1 3 26
50	Jacinta Monroe	c	3	9	0	0	4	6	4	3	7	2	10	2	2	2 30
02	Alysha Harvin	g	4	16	1	2	4	2	4	2	4	6	3	13	3	2 2 28
12	Courtney Ward	g	4	9	1	4	2	2	1	1	2	1	11	5	4	0 2 27
01	Angel Gray	0	1	0	0	0	0	1	1	2	2	0	0	2	1	1 20
04	Caely Moore	0	1	0	0	0	0	1	0	1	1	0	0	0	0	1 4
05	Christian Hunnicutt	3	4	0	0	2	2	0	0	0	2	8	1	1	1	2 15
54	Ciera Bravard	2	5	0	0	5	5	2	4	6	1	9	0	0	0	0 18
TEAM								4		1		5				
Totals		25	63	6	16	19	21	19	20	39	15	75	14	16	7	13 200

TOTAL FG%	1st Half: 11-29 37.9%	2nd Half: 14-34 41.2%	Game: 39.7%	DEADB
3 Pt FG%	1st Half: 5-10 50.0%	2nd Half: 1-6 16.7%	Game: 37.5%	REBS
F Throw %	1st Half: 7-9 77.8%	2nd Half: 12-12 100%	Game: 90.5%	1

HOME TEAM: Miami 12-11, 1-7 ACC

##	Player	tot-fg		3-pt		ft		rebounds		pf	tp	a	to	blk	s	min
		fg	fga	fg	fga	ft	fta	of	de							
05	LaToya Drake	f	0	1	0	0	0	0	1	1	2	4	0	1	1	0 0 17
14	Charmaine Clark	f	5	8	1	1	1	4	3	1	4	2	12	4	5	0 0 34
33	Diane Barnes	f	1	2	0	0	0	0	3	3	2	0	2	1	1	0 20
23	LaToya Cunningham	g	5	12	2	6	1	2	0	1	1	1	13	1	2	0 2 38
42	Shenise Johnson	g	6	19	1	3	7	10	4	4	8	1	20	4	4	0 1 34
00	Damisha Moore	1	2	0	1	0	0	0	1	1	1	2	0	1	0	0 13
04	Lamese James	0	1	0	0	0	0	1	1	2	0	0	0	1	0	1 7
21	Briyana Blair	0	1	0	0	0	0	1	0	1	1	0	0	0	0	0 2
22	Ashley Sours	4	6	0	0	0	0	1	3	4	4	8	1	1	6	0 20
34	Sylvia Bullock	1	3	0	0	0	0	2	1	3	1	2	0	3	0	2 15
TEAM								2		4		6		3		
Totals		23	55	4	11	9	16	15	20	35	18	59	11	23	7	7 200

TOTAL FG%	1st Half: 9 28 32.1%	2nd Half: 14 27 51.9%	Game: 41.8%	DEADB
3 Pt FG%	1st Half: 3 7 42.9%	2nd Half: 1 4 25.0%	Game: 36.4%	REBS
F Throw %	1st Half: 3 5 60.0%	2nd Half: 6 11 54.5%	Game: 56.3%	4

Officials: JLawson Newton, Edward Sidlasky, John Almarode
Technical fouls: No. 15/19 Florida State None, Miami None.

Attendance: 1095

Score by Periods	1st	2nd	Total
No. 15/19 Florida State	34	41	75
Miami	24	35	59

GAME 24: MIAMI 59, VIRGINIA TECH 56

2/12 - BLACKSBURG, Va. – The Hurricanes won their second ACC game of the season in a 59-56 victory over Virginia Tech at the Cassell Coliseum. Shenise Johnson led all Miami players with 11 points but Briyana Blair's eight were crucial in the victory as she hit two free throws with 5:27 left to give the 'Canes the lead for good.

VISITORS: Miami 13-11, 2-7 ACC

##	Player	tot-fg		3-pt		ft		rebounds		pf	tp	a	to	blk	s	min
		fg	fga	fg	fga	ft	fta	of	de							
05	LaToya Drake	f	3	4	0	0	1	1	2	2	4	1	7	0	2	1 2 20
33	Diane Barnes	f	0	0	0	0	0	0	0	0	0	0	0	0	0	0 2
42	Shenise Johnson	f	4	14	1	1	2	2	1	4	5	2	11	3	2	1 0 28
14	Charmaine Clark	g	2	7	1	2	2	2	0	1	1	0	7	1	2	2 0 22
23	LaToya Cunningham	g	3	9	1	5	0	1	5	6	0	7	3	2	0	0 31
00	Damisha Moore	3	5	0	1	1	2	1	0	1	0	7	0	0	0	0 10
01	Riquana Williams	0	2	0	1	0	0	0	0	0	0	0	0	0	1	0 2
04	Lamese James	1	2	0	1	0	0	3	2	5	2	2	0	2	0	1 20
21	Briyana Blair	3	5	0	1	2	2	0	3	3	0	8	1	1	1	0 14
22	Ashley Sours	2	5	0	0	0	0	0	0	0	0	3	4	0	0	2 0 15
32	Epiphany Woodson	1	6	0	2	2	2	1	3	4	1	4	5	0	0	0 26
34	Sylvia Bullock	1	2	0	0	0	0	0	1	1	2	2	0	1	0	1 10
TEAM								2		2		4				
Totals		23	61	3	14	10	11	11	23	34	11	59	13	12	8	4 200

TOTAL FG%	1st Half: 10-32 31.3%	2nd Half: 13-29 44.8%	Game: 37.7%	DEADB
3 Pt FG%	1st Half: 2-8 25.0%	2nd Half: 1-6 16.7%	Game: 21.4%	REBS
F Throw %	1st Half: 5-5 100%	2nd Half: 5-6 83.3%	Game: 90.9%	0

HOME TEAM: Virginia Tech 11-14, 1-9 ACC

|--|

This is Miami Women's Basketball

2008-09 Game-by-Game Review

GAME 25: BOSTON COLLEGE 71, MIAMI 64

2/16 - CORAL GABLES – Boston College held off the Hurricanes for the second time on the season as Miami fell 71-64. Shenise Johnson led the 'Canes with 18 points but the home team couldn't overcome Carolyn Sword's 24 points. Unfortunately for the 'Canes, Boston College was able to hold a 20 rebound edge for the game.

VISITORS: Boston College 18-7, 6-4 ACC

Hartford - Boston College 107, 64-60																		
##	Player	tot-fg		3-pt		rebounds												
		fg	fga	fg	fga	ft	fta	of	de	tot	pf	tp	a	to	blk	s	min	
32	Stefanie Murphy	f	6	13	0	0	3	4	4	7	11	3	15	1	1	0	21	
30	Carolyn Swords	c	11	14	0	0	2	5	3	8	11	1	24	1	4	4	0	37
01	Ayla Brown	g	3	9	1	1	0	1	1	6	7	3	7	0	4	0	2	24
11	Jaclyn Thoman	g	1	3	0	0	0	0	0	2	2	4	2	3	5	0	1	17
33	Mickel Picco	g	1	6	0	3	2	2	1	1	2	0	4	5	2	0	1	34
05	Victoria Jones		3	4	0	0	0	0	0	0	2	6	2	1	0	1	19	
21	Corey Rusin		4	9	2	3	3	4	5	1	6	2	13	4	6	0	2	33
22	Brittanny Johnson		0	0	0	0	0	0	0	0	1	0	1	1	0	0	5	
23	Jasmine Gill		0	1	0	0	0	0	0	0	0	0	0	0	0	0	2	
25	Lauren Whitehurst		0	0	0	0	0	0	0	1	1	0	0	0	0	0	8	
TEAM										5	3	8			1			
Totals			29	59	3	7	10	16	19	29	48	16	71	17	25	4	7	200

TOTAL FG% 1st Half: 14-35 40.0% 2nd Half: 15-24 62.5% Game: 49.2% DEADB
3 Pt. FG% 1st Half: 2-5 40.0% 2nd Half: 1-2 50.0% Game: 42.9% REBS
F Throw % 1st Half: 2-3 66.7% 2nd Half: 8-13 61.5% Game: 62.5% 1

HOME TEAM: Miami 13-12, 2-8 ACC

HOME TEAM: Miami 10-12, 2-0-A																	
#	Player	tot-fg		3-pt		rebounds										s	min
		fg	fga	fg	fga	ft	fta	of	de	tot	pr	tp	a	to	blk		
05	LaToya Drake	f	0	5	0	0	2	4	3	0	3	1	2	1	0	1	18
14	Charmaine Clark	f	2	3	0	0	2	4	1	0	1	2	6	0	2	1	20
34	Sylvia Bullock	f	1	1	0	0	0	0	0	1	1	0	2	0	0	0	4
23	LaToya Cunningham	g	2	3	1	1	0	0	0	3	3	0	5	2	1	0	25
42	Shenise Johnson	g	9	15	0	1	0	0	2	5	7	1	18	3	2	3	54
00	Damisha Moore		1	2	0	1	0	0	0	0	0	0	2	0	1	0	4
01	Riquna Williams		3	12	0	4	3	3	0	0	0	1	9	0	1	2	52
04	Lamese James		3	8	1	2	0	0	1	2	3	1	7	1	0	0	121
21	Briyana Blair		0	1	0	0	0	0	0	1	1	2	0	0	2	1	06
22	Ashley Sours		2	3	0	0	0	0	0	2	2	4	0	1	1	1	14
32	Epiphany Woodson		3	8	0	3	3	3	0	0	0	1	9	1	1	0	120
33	Diane Barnes		0	4	0	0	0	0	3	0	3	3	0	0	1	0	12
TEAM										2	2						
Totals			26	65	2	12	10	14	12	16	28	14	64	8	13	8	14200

TOTAL FG% 1st Half: 13-31 41.9% 2nd Half: 13-34 38.2% Game: 40.0% DEADB
3 Pt. FG% 1st Half: 1-4 25.0% 2nd Half: 1-8 12.5% Game: 16.7% REBS
F Throw % 1st Half: 5-5 100% 2nd Half: 5-9 55.6% Game: 71.4% 2

Officials: Joe Cunningham, Wesley Dean, Susan Chue

Technical fouls: BC None. Miami None.

Attendance: 582

Score by Periods	1st	2nd	Total
BC	32	39	71
Miami	32	32	64

GAME 26: VIRGINIA 84, MIAMI 75 (OT)

2/19 - CHARLOTTESVILLE, Va. – Shenise Johnson scored 25 points and added 10 assists and nine rebounds in a near triple-double, but the Hurricanes fell in overtime to the No. 21 Virginia Cavaliers, 84-74. UVA's Lyandra Littles scored with less than five seconds on the clock to force overtime, where Miami was outscored by 10 points.

VISITORS: Miami 13-13, 2-9 ACC

Wentworth - March 19-19, 2004																						
##	Player	tot-fg		3-pt		rebounds										pf	tp	a	to	blk	s	min
		fg	fga	fg	fga	ft	fta	of	de	tot	pr	ft	a	to	blk							
14	Charmaine Clark	f	2	5	0	0	2	0	0	0	3	4	2	1	0	0	20					
34	Sylvia Bullock	f	1	2	0	0	4	7	3	1	4	6	1	1	0	0	26					
23	LaToya Cunningham	g	4	11	3	7	0	0	1	1	2	11	0	3	0	3	45					
32	Epiphany Woodson	g	4	11	1	4	0	0	1	5	6	2	9	3	3	0	31					
42	Shenise Johnson	g	9	18	2	6	5	5	2	7	9	4	25	10	4	0	43					
1	Riquna Williams		1	7	1	5	0	0	0	0	2	3	0	2	0	1	11					
21	Briyana Blair		1	1	0	0	0	0	2	2	1	2	0	1	0	8						
22	Ashley Sours		2	2	0	0	1	1	2	0	2	2	5	0	3	0	13					
33	Diane Barnes		3	4	0	0	2	2	1	1	2	5	8	0	0	0	15					
4	Lamese James		0	1	0	0	0	0	0	1	1	2	0	0	0	0	6					
5	LaToya Drake		1	2	0	0	0	0	2	2	1	2	0	3	0	7						
TEAM		2 2 4																				
Totals		28	64	7	22	12	18	12	22	34	27	75	16	21	0	5	225					

TOTAL FG% 1st Half: 12-30 40.0% 2nd Half: 14-28 50.0% OT: 2-6 33.3% Game: 43.8% DEADB
3 Pt. FG% 1st Half: 1-7 14.3% 2nd Half: 5-12 41.7% OT: 1-3 33.3% Game: 31.8% REBS
F Throw % 1st Half: 4-8 50.0% 2nd Half: 8-8 100% OT: 0-2 0.0% Game: 66.7% 5.2

HOME TEAM: No. 23/21 Virginia 20-7 6-5 ACC

		tot-fg		3-pt		rebounds											
##	Player	fg	fga	fg	fga	ft	fta	of	de	tot	pf	tp	a	to	blk	s	min
01	Littles Lyndra	f	7	18	2	3	11	13	4	2	6	1	27	1	4	1	44
42	Hartig Kelly	f	0	2	0	0	2	6	1	3	4	1	2	0	1	0	31
33	Mohammed Aisha	c	4	10	0	0	8	9	7	3	10	5	16	2	2	0	34
12	Miller Britnee	g	1	3	1	1	0	2	1	3	3	3	0	1	0	1	21
22	Wright Monica	g	9	18	1	3	2	6	2	4	6	4	21	2	6	1	42
02	Edwards Whitney		0	2	0	2	0	0	0	0	0	1	0	0	1	0	7
15	Moore Ariana		3	6	0	1	6	8	0	6	6	2	12	2	2	1	35
32	Hartig Jayna		0	0	0	0	0	0	0	0	0	0	0	0	0	0	0+
50	Shine Chelsea		1	3	0	0	1	2	0	2	2	1	3	0	1	0	11
TEAM		2 2 4															
TOTAL		25	62	4	10	30	44	18	23	41	18	84	7	17	4	5	225

TOTAL FG% 1st Half: 5-28 17.9% 2nd Half: 17-29 58.6% OT: 3-5 60.0% Game: 40.3% DEADB
3 Pt. FG% 1st Half: 0-4 0.0% 2nd Half: 2-4 50.0% OT: 2-2 100% Game: 40.0% REBS
F Throw % 1st Half: 14-22 63.6% 2nd Half: 10-14 71.4% OT: 6-8 75.0% Game: 68.2% 9.2

Officials: Kathy Lynch, Rachael Jones, Diana DePaul

Technical fouls: Miami None. No. 23/21 Virginia None.

Attendance: 2922

Score by Periods	1st	2nd	OT	Total
Miami	29	41	5	75
No. 23/21 Virginia	24	46	14	84

GAME 27: FLORIDA STATE 59, MIAMI 58

2/22 - TALLAHASSEE, Fla. – The No.11 Florida State Seminoles took their first lead since the game's opening minutes with only eight seconds remaining and defeated the Hurricanes for the second time of the season, 59-58 at the Donald L. Tucker Civic Center. LaToya Cunningham scored a career-high 20 points in the defeat.

VISITORS: Miami 13-14, 2-10 ACC

Victoria's Main 12-14, 2-10-10																		
##	Player	tot-fg		3-pt		rebounds										s	min	
		fg	fga	fg	fga	ft	fta	of	de	tot	pf	tp	a	to	blk			
14	Charmaine Clark	f	0	3	0	1	0	0	1	4	0	0	1	0	0	7		
34	Sylvia Bullock	f	2	3	0	0	0	0	1	0	1	4	0	0	0	13		
23	LaToya Cunningham	g	6	13	4	8	4	6	0	2	2	1	20	2	5	0	37	
32	Epiphany Woodson	g	6	13	1	3	0	0	2	5	7	2	13	6	4	0	36	
42	Shenise Johnson	g	1	10	0	1	6	8	5	5	10	1	8	5	5	1	32	
00	Moore, Damisha		0	0	0	0	0	0	0	0	0	0	0	0	0	0	2	
01	Williams, Riquna		0	9	0	4	1	2	0	1	1	1	1	1	0	0	3	11
04	James, Lamese		1	1	0	0	0	0	1	2	3	1	2	0	1	0	1	10
05	Drake, LaToya		1	1	0	0	0	0	0	0	0	1	2	0	1	0	0	5
21	Briyana Blair		0	0	0	0	0	0	0	0	0	0	0	0	0	0	0	0+
22	Ashley Sours		1	2	0	0	0	0	1	5	6	4	2	1	0	3	0	25
33	Diane Barnes		3	4	0	0	0	1	1	3	4	5	6	0	0	0	0	22
TEAM										3	3							
Totals			21	59	5	17	11	17	12	26	38	24	58	15	17	4	6	200

TOTAL FG% 1st Half: 12-28 42.9% 2nd Half: 9-31 29.0% Game: 35.6% DEADB
3 Pt. FG% 1st Half: 2-9 22.2% 2nd Half: 3-8 37.5% Game: 29.4% REBS
F Throw % 1st Half: 7-7 100% 2nd Half: 4-10 40.0% Game: 64.7% 2.1

HOME TEAM: No. 11/12 Florida State 23-5, 11-1 ACC

##

This is Miami Women's Basketball

2008-09 Game-by-Game Review

GAME 28: NORTH CAROLINA 90, MIAMI 76

2/26 - CHAPEL HILL, N.C. – Miami's senior Lamese James scored a career-high 17 points in a 90-76 loss to the ninth-ranked North Carolina Tar Heels. Fellow senior LaToya Cunningham added three three-pointers and scored 13 points in the loss. Shenise Johnson scored 11 points and grabbed a team-high nine rebounds, she also dished out five assists.

VISITORS: Miami 13-15, 2-11 ACC

#	Player	tot-fg		3-pt		rebounds		pf	tp	a	to	blk	s	min
		fg	fga	fg	fga	ft	fta							
14	Charmaine Clark	f	0	0	0	0	0	0	1	1	0	0	0	13
34	Sylvia Bullock	f	1	3	0	0	1	2	2	1	3	0	1	10
42	Shenise Johnson	f	3	12	1	3	4	4	4	5	9	4	11	31
23	LaToya Cunningham	g	5	11	3	9	0	0	0	2	2	3	13	36
32	Epiphany Woodson	g	6	12	4	8	0	0	1	1	2	1	16	29
00	Moore, Damisha	g	0	0	0	0	0	0	0	1	1	0	0	0
01	Williams, Riquna	g	4	11	0	2	0	0	1	0	1	8	1	10
04	James, Lamese	g	6	9	1	1	4	4	3	4	7	3	17	26
05	Drake, LaToya	g	1	0	0	0	0	0	0	0	1	0	0	3
21	Bryana Blair	g	1	4	0	1	0	0	1	1	2	3	0	12
22	Ashley Sours	g	1	3	0	0	0	0	2	2	2	0	0	9
33	Diane Barnes	g	2	6	0	1	0	0	1	2	3	1	4	16
TEAM														
Totals		29	72	9	25	9	10	16	24	40	20	76	18	200

TOTAL FG% 1st Half: 13-36 36.1% 2nd Half: 16-36 44.4% Game: 40.3% DEADB
3 Pt FG% 1st Half: 5-12 41.7% 2nd Half: 4-13 30.8% Game: 36.0% REBS
F Throw % 1st Half: 3-4 75.0% 2nd Half: 6-6 100% Game: 90.0% 0,1

HOME TEAM: No. 9/10 North Carolina 25-4, 10-3 ACC

#	Player	tot-fg		3-pt		rebounds		pf	tp	a	to	blk	s	min
		fg	fga	fg	fga	ft	fta							
21	McFarland, Iman	f	1	1	0	0	0	0	0	0	2	0	0	4
32	McCants, Rashanda	f	10	23	1	4	0	3	3	1	4	1	21	28
10	Barry, Laura	g	1	1	0	0	0	0	2	2	0	1	0	5
14	Claytor, Heather	g	0	3	0	2	0	0	1	0	0	0	2	15
22	DeGraffenreid, Ceter	g	6	11	0	2	11	14	1	6	7	3	23	35
01	White, Shela	g	1	2	1	2	0	0	0	0	1	3	0	8
03	Bursey, Trinity	g	0	2	0	0	0	0	1	0	0	0	0	2
15	Dewitt, Christina	g	1	5	0	1	0	0	3	1	4	0	2	13
20	Shegog, Chay	g	4	4	0	2	4	4	1	5	3	10	1	19
30	Wood, Martina	g	0	0	0	0	0	0	0	0	0	0	0	1
33	Broomfield, Laura	g	0	0	0	0	0	0	0	0	1	0	0	2
50	Lucas, Italee	g	4	9	1	4	2	2	0	4	4	1	11	32
51	Breland, Jessica	g	6	12	0	0	4	4	4	10	14	2	3	16
TEAM														
Totals		34	73	3	15	19	27	20	27	47	12	90	17	200

TOTAL FG% 1st Half: 18 37 48.6% 2nd Half: 16 36 44.4% Game: 46.6% DEADB
3 Pt FG% 1st Half: 2 8 25.0% 2nd Half: 1 7 14.3% Game: 20.0% REBS
F Throw % 1st Half: 8 11 72.7% 2nd Half: 11 16 68.8% Game: 70.4% 2,1

Officials: Bryan Brunette, Mark Hardcastle, Tommy Salerno
Technical fouls: Miami None. No. 9/10 North Carolina None.
Attendance: 3045

Score by Periods
Miami 34 42 76
No. 9/10 North Carolina 46 44 90

GAME 29: MARYLAND 89, MIAMI 64

3/1 - CORAL GABLES – Seniors Lamese James, LaToya Cunningham and LaToya Drake played in their final home game of their careers in a 89-64 loss to the fifth-ranked Maryland Terrapins. Freshman Riquna Williams led all Hurricanes with 17 points and also recorded four steals.

VISITORS: No. 5/5 Maryland 25-4, 12-2 ACC

#	Player	tot-fg		3-pt		rebounds		pf	tp	a	to	blk	s	min
		fg	fga	fg	fga	ft	fta							
13	Demaun Liles	f	4	6	0	0	1	1	1	1	2	3	9	11
25	Marissa Coleman	f	8	11	0	2	1	3	3	13	16	0	17	22
12	Lynetta Kizer	c	3	14	0	0	4	5	5	10	1	10	1	23
05	Marah Strickland	g	6	16	5	10	0	0	1	4	5	4	17	35
20	Kristi Toliver	g	4	8	1	4	2	2	2	4	11	6	2	30
10	Anjale Barrett	g	3	8	2	6	2	2	2	0	2	3	10	28
14	Yemi Oyelewa	g	0	0	0	0	0	0	0	0	0	0	0	4
22	Kim Rodgers	g	2	4	1	3	4	4	2	1	3	0	9	14
24	Drey Mingo	g	2	5	0	0	2	2	1	3	1	6	1	11
TEAM														
Totals		32	72	9	25	16	19	21	31	52	14	89	20	200

TOTAL FG% 1st Half: 20-42 47.6% 2nd Half: 12-30 40.0% Game: 44.4% DEADB
3 Pt FG% 1st Half: 5-14 35.7% 2nd Half: 4-11 36.4% Game: 36.0% REBS
F Throw % 1st Half: 3-4 75.0% 2nd Half: 13-15 86.7% Game: 84.2% 0

HOME TEAM: Miami 13-16, 2-12 ACC

#	Player	tot-fg		3-pt		rebounds		pf	tp	a	to	blk	s	min
		fg	fga	fg	fga	ft	fta							
04	Lamese James	f	7	15	2	6	0	1	2	6	8	1	16	33
05	LaToya Drake	c	0	2	0	0	0	0	1	2	3	1	0	9
23	LaToya Cunningham	g	0	1	0	0	0	0	1	2	0	2	1	31
32	Epiphany Woodson	g	3	10	2	4	2	2	2	0	10	6	2	27
42	Shenise Johnson	g	1	7	0	0	3	6	3	5	8	1	5	27
00	Damisha Moore	g	0	0	0	0	0	0	0	0	1	0	0	5
01	Riquna Williams	g	6	16	2	7	3	5	0	1	2	17	1	26
14	Charmaine Clark	g	2	4	0	0	2	3	0	3	2	6	0	14
22	Ashley Sours	g	3	4	0	0	0	0	2	2	1	6	0	12
33	Diane Barnes	g	2	3	0	0	0	0	1	1	3	4	0	6
34	Sylvia Bullock	g	0	2	0	0	0	0	0	0	1	0	0	10
TEAM														
Totals		24	64	6	17	10	16	13	22	35	15	64	17	200

TOTAL FG% 1st Half: 12 29 41.4% 2nd Half: 12 35 34.3% Game: 37.5% DEADB
3 Pt FG% 1st Half: 3 7 42.9% 2nd Half: 3 10 30.0% Game: 35.3% REBS
F Throw % 1st Half: 5 9 55.6% 2nd Half: 5 7 71.4% Game: 62.5% 2

Officials: Angela Lewis, Ron Ledington, Susan Chue
Technical fouls: No. 5/5 Maryland None. Miami None.
Attendance: 914

Score by Periods
No. 5/5 Maryland 48 41 89
Miami 32 32 64

GAME 30: BOSTON COLLEGE 76, MIAMI 59

3/5 - GREENSBORO, N.C. – The 10th seeded Hurricanes fell to the seven-seed Boston College Eagles for the third time on the season, 76-59 in the opening round of the ACC Tournament in the Greensboro Coliseum. Shenise Johnson led Miami with 13 points and eight rebounds.

VISITORS: Miami 13-17, 2-12 ACC

#	Player	tot-fg		3-pt		rebounds		pf	tp	a	to	blk	s	min
		fg	fga	fg	fga	ft	fta							
04	James, Lamese	f	2	8	0	3	5	6	2	2	4	1	9	25
34	Sylvia Bullock	f	1	2	0	0	1	2	2	2	4	0	3	12
23	LaToya Cunningham	g	3	9	2	7	0	0	1	1	2	2	8	38
32	Epiphany Woodson	g	6	11	0	1	0	0	0	2	2	0	12	34
42	Shenise Johnson	g	5	11	1	2	2	3	6	2	8	4	13	27
01	Riquna Williams	g	0	5	0	1	2	2	0	0	0	1	2	9
05	LaToya Drake	g	1	6	0	0	0	0	3	0	3	0	2	8
14	Charmaine Clark	g	1	5	0	0	1	2	0	0	0	3	1	22
21	Bryana Blair	g	0	0	0	0	0	0	1	0	1	0	0	3
22	Ashley Sours	g	2	4	0	0	1	2	1	2	3	0	5	16
33	Diane Barnes	g	1	1	0	0	0	0	0	0	0	2	0	6
TEAM														
Totals		22	62	3	14	12	17	18	14	32	8	59	11	200

TOTAL FG% 1st Half: 9-32 28.1% 2nd Half: 13-30 43.3% Game: 35.5% DEADB
3 Pt FG% 1st Half: 3-9 33.3% 2nd Half: 0-5 0.0% Game: 21.4% REBS
F Throw % 1st Half: 8-10 80.0% 2nd Half: 4-7 57.1% Game: 70.6% 4,1

HOME TEAM: Boston College 20-10, 7-7 ACC

#	Player	tot-fg		3-pt		rebounds									s	min			
		fg	fga	fg	fga	ft	fta	de	tot	pf	tp	a	to	blk					
32	Stefanie Murphy	f	2	7	0	1	0	0	0	2	1	3	3	4	3	0	1	0	17
30	Carolyn Swords	c	10	12	0	0	0	0	2	5	7	2	20	1	3	2	1	32	
01	Ayla Brown	g	4	7	1	1	2	2	3	2	5	2	11	5	2	0	0	28	
11	Jaclyn Thoman	g	1	4	1	2	0	0	0	1	1	0	3	2	1	0	0	15	
33	Mickel Picco	g	3	11	1	7	0	0	1	4	5	0	7	1	2	0	1	36	
05	Victoria Jones	g	2	3	0	1	0	0	0	0	0	4	0	2	0	2	0	12	
21	Corey Rusin	g	5	9	2	5	0	0	1	3	4	1	12	3	2	0	0	21	
22	Brittanny Johnson	g	4	7	1	1	0	1	1	2	3	3	9	4	2	0	0	17	
25	Lauren Whitehurst	g	3	4	0	0	0	0	4	3	7	1	6	1	0	0	0	20	
34	Veronica Wilson	g	0	0	0	0	0	0	0	0	0	0	0	0	0	0	0	2	
TEAM										1	2	3							
Totals			34	64	6	18	2	3	15	23	38	12	76	20	14	3	4	200	



Program History

This is Miami Women's Basketball

Hurricane Force



From outdoor courts to BIG EAST titles and the challenge of the ACC

Rewind 35 years and you'll find the beginnings of what would blossom into women's basketball at the University of Miami.

From its humble beginnings in 1972-73, with non-scholarship athletes playing on outdoor courts, to more than 500 wins later in 2007-08, with a roster full of recruited talent showcasing their skills in a state-of-the-art facility, Hurricanes women's basketball has come a long way.

FROM THE START

In its first two seasons, the Miami women's basketball team competed on outdoor courts and rumor has it that a game was actually rained out. But the players persevered under the program's first head coach, Barry Schimer, and after finishing the inaugural season 2-6, the Hurricanes went on to winning records in each of the next two seasons and finished runner up in the 1975 Florida AIAW State Championship Tournament.

The Hurricanes moved into their first home—the William Lane Campus Sports and Recreation Center—for the 1975-76 season under the program's second head coach Shula Feuer. Just two games into the season, Miami used a 100-20 win over Homestead Air Force Base, to set a school record with the 80-point margin of victory that still stands more than 30 years later.

In 1977-78, Miami's first 1,000-point scorer emerged in Wendy Foote, who averaged a school-record 25.2 points per game as a senior. She would go on to become the first University of Miami basketball player since Rick Barry to sign a professional contract when she signed with the New Orleans Pride of the Women's Professional Basketball League.

ANOTHER STEP FORWARD

As the Hurricanes moved toward their eighth season of competition, Lin Dunn was hired from the University of Mississippi to take over the reigns of the Miami women's basketball program. In her nine seasons at the helm of a burgeoning Hurricanes program, Dunn compiled 149 wins and led the team to a school-record six consecutive winning seasons, two 20-win seasons, one Florida AIAW State Championship and two berths in the AIAW Region III Tournament.

The 1979-80 season, was pivotal in the progression of women's basketball at the university, as the team received its first scholarships (seven) and went on to finish 18-16. Miami gained three additional scholarships for the 1980-81 season and completed one of the most successful campaigns in school history, recording the first 20-win season at 24-18. The Hurricanes went on to win their first Florida AIAW State Championship and advance to the AIAW Region III Tournament.

UM received its full complement of 12 scholarships in 1981-82, and was rewarded with a 19-10 record and a second-straight berth to the AIAW Region III Championships. That season, Sylvia Wilson wrapped up her collegiate career as Miami's leader in points (1,713) and rebounds (1,115), and remains the only Hurricane to grab more than 1,000 career boards.

A NEW HOME, A NEW SCORING LEADER

With the resurrection of Miami men's basketball in 1985-86, both the men's and women's teams moved into the Knight Sports Complex. As the team continued to develop and battle top-20 teams, a player named Maria Rivera—who had set a freshman scoring record with 523 points during the previous season—began to emerge as a serious threat for Hurricane opponents.

Lin Dunn led the Indiana Fever to the WNBA Finals in 2009.



The inaugural 1972-73 team played outdoors

Averaging 21.4 points per game as a sophomore, Rivera surpassed the 1,000-point scoring plateau in just her second season and would go on to become the first women's basketball player in Miami history to score more than 2,000 career points. She set a school record that would stand for 18 years with a 41-point performance versus Central Florida, while also breaking Rick Barry's school-record of 2,298 points.

Rivera would close her collegiate career as both Miami's all-time leading scorer with 2,538 points and its all-time steals leader with 382.

A DATE TO THE BIG DANCE

Ferne Labati took over the women's basketball program in 1988 and guided the Hurricanes to a 21-8 record and Miami's first NCAA bid. The Hurricanes traveled to Stillwater, Okla., where they fell to Oklahoma State, 93-69, despite 21-point efforts from eventual All-American Frances Savage and Elaine Harlow.

Labati and the Hurricanes battled to a school-record 25-6 mark in 1989-90, completing the first back-to-back 20-win campaigns in school history, and advanced to their first National Women's Invitational Tournament. That season, Savage averaged 23.6 points per game and set a single-season scoring record with 733 points—and needed just 45 games to become the quickest woman to reach 1,000 points in UM history.

After competing as independents since its inaugural season in 1972, Miami became a member of the New South Women's Athletic Conference in 1990-91, and would go on to post its third-straight 20-win season, finishing with a 20-10 overall record, a 9-3 mark in NSWAC play and the conference title.

This is Miami Women's Basketball

Program History



Maria Rivera

1991 BIG EAST
Champions



DREAMING BIG

The Hurricanes became the 10th member of the BIG EAST Conference and began league play in 1991-92—their "Dream Season". Although Miami's season started and ended with a loss, the Hurricanes put together 30-straight wins in between—going undefeated (18-0) in conference play for the first time in BIG EAST history, winning the BIG EAST Tournament and advancing to the Sweet 16 of the NCAA Tournament to finish with a top-10 national ranking.

Following an 84-67 regular-season ending win over Villanova, the Hurricanes moved up to No. 7 in the national polls and Savage was named Women's Basketball Player of the Year by Sports Illustrated. The BIG EAST would go on to recognize Savage as BIG EAST Player of the Year, Labati as the league's Coach of the Year and Vicki Plowden and Savage as All-BIG EAST First Team picks. Labati was also heralded as the Kodak/WBCA National Coach of the Year.

The Hurricanes followed up that "Dream Season" with another BIG EAST title in 1992-93 with its school-record fifth-straight 20-win season, as the team advanced to the second round of the NCAA Tournament. Under Labati's leadership, the Hurricanes would make three more NCAA Tournament appearances and advance to the WNIT twice.

The Hurricanes built a new home, with the opening of the on-campus Convocation Center—now the BankUnited Center—on January 15, 2003. The \$48 million facility boasts three stories, 7,000 seats and 200,000 square feet.

WHEN OPPORTUNITY KNOCKS

After a 13-year run through the BIG EAST, Miami became members of the tradition-rich Atlantic Coast Conference on July 1, 2004.

Despite a challenging inaugural season in the ACC, Miami advanced to the second round of the ACC Tournament behind the effort of Tamara James—just the second player in NCAA history to lead two conferences in scoring. As a sophomore, James earned All-BIG EAST First Team honors after averaging a league-high 16.6 points per game, and as a junior, she ranked with fifth in the NCAA with an ACC-high 22.3 points per game, earning All-ACC recognition as well as Honorable Mention All-American honors by both the AP and WBCA/Kodak.

In 2005-06, James and the Hurricanes continued to improve under first-year head coach Katie Meier. In her debut, Meier steered the 'Canes to a 17-13 overall record and a 6-8 league mark to place sixth in a conference that would send nine teams to the postseason—including three to the NCAA Final Four. With regular-season wins over several nationally-ranked opponents—and a nearly knocking off then-No. 1 Duke in double overtime—Miami advanced to the postseason for the 12th time in school history, making it as far as the Second Round of the WNIT.

James, who repeated as the ACC's scoring leader as a senior, wrapped up her UM career as the program's all-time leading scorer with 2,406 points and was selected by the Washington Mystics with the eighth overall pick in the 2006 WNBA Draft.

In 2006-07, a new leader emerged in the diminutive Renee Taylor, who carried on James' tradition of leading the ACC in scoring—as the Hurricanes have produced the ACC's leading scorer in all three seasons they have been a member. Taylors' 42 points versus Houston broke Rivera's 1998 single-game scoring record, and she became the 19th member of Miami's 1,000-points club in her final regular-season game versus NC State, and was the sixth Hurricane to accomplish the feat in her first two years with the squad. She finished her two-year career at Miami with 1,025 points.

The 2007-08 campaign saw Taylor's junior college teammate, Maurita Reid take over as the team's go-to offensive threat. In her senior season, Reid helped continue an impressive streak, as the Hurricanes made it 225 straight games with a three-point field goal. Reid accounted for 43 percent of the three pointers Miami scored on the season, sinking 76 shots from beyond the arc.

Meier and her staff brought in a Top 25 recruiting class for the 2008-09 season, highlighted by McDonald's All-American Shenise Johnson. The Henrietta, N.Y. native played beyond expectations in her freshman campaign, leading the Hurricanes to a 13-17 overall record - a four win improvement from 2007-08. Johnson led her team in virtually every major statistical category on her way to being named to the ACC All-Freshman Team as well as earning All-ACC Honorable Mention. After grabbing three ACC Rookie of the Week awards, Johnson will look to lead the Hurricanes and another top-notch recruiting class into the postseason in 2009-10.

This is Miami Women's Basketball

Hurricane Force

COACHING RECORDS

With the appointment of Katie Meier in 2005, the University of Miami announced just its seventh head women's basketball coach in the program's 34-year history. Meier joined an impressive UM coaching family that includes former legendary coaches Lin Dunn and Ferne Labati.

Labati is UM's all-time leader in career victories, posting an overall record of 303-195 (.608) during her 17-year career from 1988-05. Labati was named the Kodak/WBCA National Coach of the Year following the 1991-92 season in which she guided the Hurricanes to a school-record 30 wins with just two losses and a birth into the "Sweet 16" of the 1992 NCAA Tournament.

COACHING AWARDS

Lin Dunn 1980-81 NSWAC Coach of the Year
Ferne Labati 1991-92 BIG EAST Coach of the Year
Ferne Labati 1991-92 Kodak/WBCA National Coach of the Year

NSWAC - New South Women's Athletic Conference

COACHING RECORDS

All-Time Coaching Records (by Wins)

Name	Year(s)	Seasons	Record	Pct.
Ferne Labati	1988-05	17	303-195	.608
Lin Dunn	1978-87	9	149-119	.556
Katie Meier	2005-present	4	50-70	.416
Barry Schimer	1972-75	3	16-15	.516
Shula Feuer	1975-77	2	16-24	.400
Ken Patrick	1987-88	1	14-13	.519
Isabella Hutchinson	1977-78	1	8-8	.500

ALL-TIME COACHING RESULTS

YEAR	COACH	OVERALL	CONFERENCE (FINISH)	HOME	AWAY	NEUTRAL	POSTSEASON
1972-73	Barry Schimer	2-6	NA (5th FAIAW)	1-1	1-3	0-2	—
1973-74	Barry Schimer	6-3	NA (5th FAIAW)	2-0	4-1	0-2	—
1974-75	Barry Schimer	8-6	NA (2nd FAIAW)	3-0	3-2	2-4	—
1975-76	Shula Feuer	7-13	NA (5th FAIAW)	3-4	2-4	2-5	—
1976-77	Shula Feuer	9-11	NA (T-3rd FAIAW)	8-3	1-6	0-2	—
1977-78	Isabella Hutchinson	8-8	NA (5th FAIAW)	3-2	3-3	2-3	—
1978-79	Lin Dunn	10-13	NA (5th FAIAW)	5-3	4-5	1-5	—
1979-80	Lin Dunn	18-16	NA (T-3rd FAIAW)	9-7	7-6	2-3	—
1980-81	Lin Dunn	24-15	NA (1st FAIAW)	17-6	4-7	3-2	AIAW First Round
1981-82	Lin Dunn	19-10	NA (T-3rd FAIAW)	11-3	5-4	3-3	AIAW First Round
1982-83	Lin Dunn	14-13	—	8-5	3-5	3-3	—
1983-84	Lin Dunn	19-12	—	11-3	6-5	2-4	—
1984-85	Lin Dunn	21-7	—	16-1	4-4	1-2	—
1985-86	Lin Dunn	9-18	—	6-7	1-8	2-3	—
1986-87	Lin Dunn	15-15	—	9-6	3-4	3-5	—
1987-88	Ken Patrick	14-13	—	7-6	5-7	3-0	—
1988-89	Ferne Labati	21-8	—	11-1	7-7	3-0	NCAA First Round
1989-90	Ferne Labati	25-6	—	13-1	8-1	4-4	WNIT
1990-91	Ferne Labati	20-10	9-3 (1st NSWAC)	9-6	5-4	6-0	—
1991-92	Ferne Labati	30-2	18-0 (1st BIG EAST)	17-0	11-1	2-1	NCAA Sweet 16
1992-93	Ferne Labati	24-7	15-3 (1st BIG EAST)	13-3	9-4	2-0	NCAA Second Round
1993-94	Ferne Labati	10-17	7-11 (6th BIG EAST)	7-5	2-8	1-4	—
1994-95	Ferne Labati	11-16	8-10 (6th BIG EAST)	6-7	5-7	0-2	—
1995-96	Ferne Labati	14-16	9-9 (1st BIG EAST 7)	10-6	4-6	0-1	—
1996-97	Ferne Labati	15-14	8-10 (T-2nd BIG EAST 7)	8-5	5-8	2-1	—
1997-98	Ferne Labati	19-10	13-5 (2nd BIG EAST 7)	12-1	5-8	2-1	NCAA First Round
1998-99	Ferne Labati	15-14	9-9 (T-6th BIG EAST)	10-4	4-10	1-0	WNIT
1999-00	Ferne Labati	14-15	7-9 (T-6th BIG EAST)	9-7	4-6	1-2	—
2000-01	Ferne Labati	13-15	6-10 (T-8th BIG EAST)	11-6	2-8	0-1	—
2001-02	Ferne Labati	19-12	10-6 (5th BIG EAST)	12-3	5-8	2-1	WNIT
2002-03	Ferne Labati	18-13	8-8 (7th BIG EAST)	11-4	5-7	2-2	NCAA First Round
2003-04	Ferne Labati	22-7	11-5 (4th BIG EAST)	12-2	7-3	3-2	NCAA First Round
2004-05	Ferne Labati	13-16	4-10 (9th ACC)	9-5	2-9	2-2	—
2005-06	Katie Meier	17-13	6-8 (6th ACC)	13-5	4-6	0-2	WNIT Second Round
2006-07	Katie Meier	11-19	2-12 (11th ACC)	9-6	2-13	0-0	—
2007-08	Katie Meier	9-21	2-12 (t-10th ACC)	6-13	2-6	1-2	—
2008-09	Katie Meier	13-17	2-12 (t-10th-ACC)	9-9	4-7	0-1	—
37 Seasons		556-447	154-152	336-156	158-211	63-77	10 Postseasons (6 NCAA/4 WNIT)

Retired Numbers



Former Head Athletic Director (1983-1991) Sam Jankovich presents Maria Rivera with her No. 11 jersey.

Maria Rivera 1984-88



11

- **1988 KODAK/WBCA HONORABLE MENTION ALL-AMERICAN**
- **UM'S ALL-TIME LEADING SCORER**

As one of the most electric scorers ever to step on the court and play at the University of Miami, Maria Rivera left her mark at UM as a four-year standout with the Hurricanes. During her playing career from 1984-88, Rivera reached a level never before achieved at Miami and left UM as the school record holder in several categories, including career points with 2,358.

Rivera came to Miami by way of Canovana, Puerto Rico, where, at just the age of 14, she was named the 1978 Player of the Year by the Puerto Rican Olympic Committee before going on to star on the Puerto Rican 1979 and 1983 Pan American Teams.

From day one she showed an unprecedented desire to achieve at UM. Speaking only Spanish, Rivera borrowed \$2,000 dollars from a bank to enroll in an intense fast-paced English program to pass an English equivalency exam required to enroll at Miami, and just three months later she was on campus and playing for the Hurricanes.

Rivera averaged 18.7 points—the seventh highest single-season average in school history—and 5.3 assists, leading the Hurricanes in scoring in 13-of-28 games in 1984-85, her first season at UM. That season she showed what lay ahead on several occasions, including a school-record setting performance against Lamar where she hit 10-of-11 shots from the field and a 33-point outing against Florida. Following the conclusion of the regular season, she was named to the Women's Basketball Yearbook Freshman All-America Team.

The following season she stepped up her game, averaging 21.4 points, 4.4 rebounds and 3.3 assists per game. Her 21.4 points per game was the second-highest single-season average in UM history and her 579 points was the third-highest ever at Miami.

Rivera's junior season was highlighted by yet another impressive scoring output, averaging 20.9 points, which ranked third all-time at UM just behind her previous season's mark. That season was full of memorable achievements, including a then-career high 38-point game in UM's opener against Monmouth, but none were more exciting than when she surpassed former Hurricane Sylvia Wilson to become Miami's all-time leading scorer.

Rivera also put together a memorable senior campaign. Needing 29 points to break former men's basketball legend Rick Barry's UM basketball record of 2,298 points, Rivera scored 30 points in the first half of a February 25th contest with Central Florida en route to a then-school-record 41 points to become the University of Miami's all-time leading scorer in both men's and women's basketball.

Upon finishing her career with the Hurricanes, Rivera left as the school record-holder in 16 separate categories—including points (2,358), scoring average (21.1 ppg), steals (382) and field goals made (891) and attempted (1,931) to firmly ensure her place as one of the greatest basketball players to ever play at the University of Miami.



Chris Bell presents Frances Savage with her No. 24 jersey in the opening game at the Convocation Center on January 15, 2003.

Frances Savage 1988-92



24

- **1992 SPORTS ILLUSTRATED PLAYER OF THE YEAR**
- **1992 BIG EAST PLAYER OF THE YEAR**
- **1992 BIG EAST MOST OUTSTANDING PLAYER**
- **1992 KODAK ALL-AMERICAN**

Frances Savage is arguably one of the best players to ever don a uniform at the University of Miami. During her four-year career from 1988-91 Savage etched her name throughout the UM record books. She left as the school's second all-time leading scorer with 2,184 points and first all-time with a career 23.2 scoring average—despite missing all but two games of her senior season.

The 12th child of a household of 13 children, the Fort Lauderdale, Florida native averaged over 30 points per game during her senior season at Sunrise Piper High School and was named the Miami Herald's Broward Player of the Year in 1985 and 1987.

After drawing All-America honors as a high school standout, Savage chose to attend the University of Miami, but was forced to sit out her freshman season in 1987 while fulfilling academic requirements.

Once her opportunity arose in 1988, Savage burst onto the scene at UM, scoring 32 points in her collegiate debut versus Southwest Missouri State—the most points scored by a Miami player in their opening game. She would go on to start and score double figures in all 29 games of the 1988 season, averaging 22.4 points and 9.2 rebounds per game.

As a preseason All-America candidate, Savage's junior season picked up where the 1988 season left off, scoring double figures in all 31 games that season while leading the team in points per game (23.6), rebounds per game (9.5), steals (7.1), free throw percentage (.786) and field goal percentage (.540).

In 1990, Savage opened her senior season with back-to-back 30-point outings, but was lost for the year with a torn ACL suffered in just the second game of the season.

Granted a fifth year of eligibility, in 1991, Savage returned to score 31 points in her first start against in-state rival, Florida. She tied the then-school record with 41 points in UM's win over Providence during the course of the Hurricanes' 30-game win streak.

Averaging 23.3 points and 10.6 rebounds per game, Savage helped lead the Hurricanes to the BIG EAST Championship title in only their first season in the conference and was named both the BIG EAST and Sports Illustrated Player of the Year, in addition to garnering Kodak All-America honors.

Savage left UM as one of the most decorated athletes in school history, holding nine Hurricane records as well as finishing as the school's second all-time leading scorer, and has since been inducted into the UM Sports Hall of Fame and the University of Miami's "Iron Arrow" Society—the highest honor bestowed on an individual by the university.


All-Time Letterwinners



TAMARA JAMES
2002-06



MELISSA KNIGHT
2001-06



RONNIE MCGARRY
1990-94



CHRISTINE OLSON
1992-96

A

Anderson, Sandra	1978-79
Armour, Merren	1988-92
Audibert, Amy	2003-07
Arsova, Vera	2001-03
Athanas, Marecion	1972-73

B

Baker, Debbie	1976-77
Barnes, Diane	2007-present
Barnhart, Beth	1995-99
Barnhart, Kathy	1974-75
Bell, Marci	1975-77
Bentoski, Pat	1979-80
Bjork, Sharon	1975-76
Blair, Briyana	2007-2009
Blount, Gailyn	1972-75
Blue, Octavia	1994-98
Bodley, Martha	1998-02
Bolton, Wendy	1972-73
Bowers, Vicki	1988-92
Bowie, Pat	1978-79
Bowles, Joanie	1983-85
Brant, Regina	1985-87
Broussard, Chanivia	2000-03
Bullock, Chountelle	1986-89
Bullock, Sylvia	2008-present
Butler, Hope	1984-88

C

Caffey, Chandra	1976-78
Castaneda, Jessie	1993-94
Castineira, Barbara	1976-80
Chiarelli, Ann	1972-73
Clark, Charmaine	2006-present
Clark, Dalia	1999-01
Clayton, Nanci	1985-90
Clement, Jeannine	1973-74
Collinson, Carly	1996-97
Colville, Julie	1985-86
Cunningham, LaToya	2005-2009
Curtis, Marianne	2004-06

D

DelPrincipe, Laura	1983-84
Denson, Brittany	2005-07
Dhahabu, Imani	2003-05
Dourney, Sue	1972-73
Drake, LaToya	2007-2009
Drury, Shannon	1996-99

E

East, Sue	1973-75
Edwards, Melissa	1985-89
Erman, Lisa	1981-83
Eskinazi-Budge, Selena	2004-06
Eyer, Sherri	1988-92

F

Farber, Sue	1975-76
Farley, Margaret	1989-90
Faulkner, Maureen	1993-96
Feicht, Julie	1988-89
Fistel, Naomi	1973-74
Foote, Wendy	1974-78
Fowler, Kathryn	1998-02
Fuentes, Ana	1978-79
Fulmore, Cordelia	1983-85

G

Gatlin, Rikiah	2008-present
Gering, Marjorie	1978-79
Grafentin, Debbie	1977-79
Graziani, Gina	1996-00
Grimsley, Albrey	2004-08

H

Haight, Sue	1973-75
Hamilton, Sandra	1985-86
Harlow, Elaine	1986-90
Harmony, Robin	1980-84
Hartlaub, Alicia	1999-03
Harris, Carla	1990-93
Harris, Gwen	1980-84
Hartman, Sue	1976-80
Harvey, Loretta	1980-84
Hayek, Katie	2002-06
Hebert, Jeannie	1988-92
Henne, Jill	1993-97

Hester, Kathryn	2006-08
Hines, Saritta	1997-98
Holland, Allison	1977-79
Holmes, Jacquelyn	1972-74
Hope, Kym	1995-99
Hotchkiss, Mandy	1976-77
Hunter, Dana	1979-83

I

Iacoboni, Tessa	1995-98
-----------------	---------

J

Jackson, Deborah	1979-80
James, Lamese	2004-06; 2007-09
James, Sheila	1998-02
James, Tamara	2002-06
Johnson, Christi	1989-90
Johnson, Shenise	2008-present
Jones, Debbie	1972-74
Jones, JoJuana	2004-05
Jones, Lisa	1988-90
Jones, Shay	1992-93; 1994-96
Jordan, Jennifer	1994-96; 1997-99

K

Knight, Melissa	2001-06
Kunczt, Belinda	1989-91

L

Lavrinovich, Ann	1980-81
Lewman, Lori	1983-85

All-Time Letterwinners



VICKI PLOWDEN
1990-93

Lichtenwalner, Kristin 1981-85
Lusinski, Kim 1975-77

M

Maggs, Marguerite 1978-79
Maik, Galia 1991-94
Mapp, Donna 1981-83
Marincic, Tatjana 2002-06
Marshall, Debbie 1980-85
Martin, Tania 1985-87
McCarthy, Carolyn 1981-83
McCormick, Yalonda 2001-05
McCray, Johonna 1980-81; 1982-83
McCrystal, Margaret 1976-79
McGarry, Ronnie 1990-94
McGraw, Toni 1987-88
Melendez, Lisa 1991-92
Mendoza, Yasmin 1992-94
Metcalfe, Lauve 1972-73
Miller, Lynn 1972-73
Mitchell, Kathy 1978-79
Mitchell, Nickki 1992-94
Moore, Damisha 2007-2009
Moss, Rochelle 1973-75
Mounts, Lorraine 1978-79
Mulkewicz, Nancy 1973-74
Mullin, Annette 1987-88
Murray, MeChelle 1994-98
Murray, Sheron 1993-96



RENEE TAYLOR
2005-07

N

Nagel, Bobbi 1975-76
Nando, Dona 1997-01
Nelson, Lori 1979-81

O

Oates, Rachel 1997-98
Östh, Camilla 1997-01
Olson, Christine 1992-96

P

Papuga, Amanda 1999-02
Phanord, Fallon 2001-05
Pier, Juli 1980-81; 1982-85
Plowden, Vicki 1990-93
Poorman, Jill 1979-82
Poulin, Michelle 1974-75
Presswood, Shannon 2000-01

R

Rayam, Linda 1974-75
Reid, Maurita 2006-08
Richardson, Dottie 1976-77; 1978-81
Rilinger, Holly 1992-93
Rivera, Maria 1984-88
Robinson, Heather 1994-95
Roos, Asa 1987-88
Roper, Nancy 1972-73
Rosales, Bianca 1997-98
Rubin, Barb 1974-77
Ruddell, Colleen 1984-88



DESMA THOMAS
1992-94; 1995-97

S

Saake, Meghan 1999-03
Sadler, Eboni 2006-07
Sanderson, Anita 1973-74
Sands, Kim 1974-75
Santiago, Lynda 1974-76
Savage, Frances 1988-92
Schmid, Kate 1994-95
Segall, Nancy 1976-78
Serra, Sue 1975-76
Simcox, Tina 1975-76
Slover, Melinda 1973-74
Smiley, Toni 1984-88
Smith, Iris 1984-86
Smith, Ruth 1987-88
Smith, Tracey 1977-78
Sos, Marcella 1974-75
Sours, Ashley **2008-present**
Surowich, Liz 1976-77

T

Taft, Laurie 1972-75
Tantillo, Mary 1990-93
Taylor, Joyce 1979-82
Taylor, Renee 2005-07
Thomas, Desma 1992-94; 1995-97
Thomas, Sue 1973-76
Thomasson, Erin 1985-87
Toomer, Tarla 1994-97
Trachten, Roberta 1977-78
Trifiro, Michelle 1974-76



CASSAUNDR WIMES
1994-95; 1997-99

W

Wade, Chris 1986-87
Wade, Linda 1983-84
Wagner, Nina 1991-95
Watson, Veronica 1992-94
Wells, Sandra 1979-80
Werb, Sue 1984-85
Whigham, Yolanda 2001-02
White, Betsy 1978-80
White, Christal 1998-00
Wilkins, Shaquana 2000-04
Willey, Jean 1982-83
Williams, Carla 2006-08
Williams, Riquana **2008-present**
Williams, Robin 1985-87
Wilson, Dellareese 1990-93
Wilson, Hutashi 2000-04
Wilson, Sylvia 1979-82
Wimes, Cassaundra 1994-96; 1997-99
Wood, Tanya 1988-90
Woodson, Epiphany 2007-2009
Wygal, Wynn 1972-73

V

Vasciunaite, Vitalija 2007-2009

Y

Young, Cami 1992-94
Young, Tanya 1991-95

Z

Zaltz, Rinat 1994-95

Hurricanes in the Pros



Tamara James



Octavia Blue

The University of Miami has proven to be a building ground for players looking to excel beyond the college ranks and into the world of professional basketball.

In the 10-year history of the WNBA, four former Hurricanes have donned league uniforms, including Tamara James, who was selected in the first round of the 2006 WNBA Draft by the Washington Mystics as the eighth pick, and Octavia Blue, who was selected by the Los Angeles Sparks in the second round as the 15th overall pick in the 1998 Draft.

WNBA

Name	Team	Year(s)
Octavia Blue	Los Angeles Sparks	1998
	Houston Comets	2003-04
Kym Hope	San Antonio Silver Starzz	1999
Tamara James	Washington Mystics	2006-2007
Desma Thomas	Phoenix Mercury	1997

OTHER PROFESSIONAL LEAGUES

Name	League	Team	Year(s)
Vicki Plowden	ABL	New England Blizzard	—
	ABL	Portland Power	1996
Desma Thomas	NWBL	Birmingham Power	2001
Wendy Foote	WPBL	New Orleans Pride	1979

INTERNATIONAL

Name	Country(s)
Octavia Blue	Turkey, Sweden, Israel
LaToya Drake	Romania
Robin Harmony	England
Tamara James	Spain
Galia Maik	Israel
McChelle Murray	Iceland
Vicki Plowden	Israel
Dottie Richardson	Scotland
Maria Rivera	Venezuela, Sweden
Frances Savage	Sweden, Chile
Renee Taylor	Israel
Desma Thomas	Italy, Sweden, Holland, Turkey
Shaquana Wilkins	Germany

This is Miami Women's Basketball

Postseason Results

The Hurricanes have made a total of 10 postseason appearances in school history, earning six NCAA Tournament and four WNIT berths in the program's 35-year history. Miami has an overall record of 5-11 (.313) in postseason tournaments, posting a 2-6 (.250) mark in the NCAA Tournament and a 3-5 (.375) record in the WNIT.

UM's longest run at the NCAA Tournament came during the 1991-92 season when after drawing No. 2 seed in the East Regional behind a 29-1 record and a BIG EAST Championship Title, the Hurricanes advanced to the "Sweet 16" before falling to Vanderbilt, 77-67, in Charlottesville, Va.

UM's last NCAA Tournament appearance came following the 2003-04 regular season and the last WNIT berth came in 2005-06.

NCAA TOURNAMENT

1988-89

Date	Round	Opponent	Location	W/L	Score
3/15	First	Oklahoma State	Stillwater, Okla.	L	86-85

1991-92

Date	Round	Opponent	Location	W/L	Score
3/21	Second	North Carolina	Coral Gables, Fla.	W	86-82
3/26	Sweet 16	Vanderbilt	Charlottesville, Va.	L	77-67

1992-93

Date	Round	Opponent	Location	W/L	Score
3/17	First	St. Peter's	Coral Gables, Fla.	W	61-44
3/20	Second	Western Kentucky	Bowling Green, Ky.	L	78-63

1997-98

Date	Round	Opponent	Location	W/L	Score
3/14	First	Clemson	Ruston, La.	L	60-49

2002-03

Date	Round	Opponent	Location	W/L	Score
3/22	First	New Mexico	Albuquerque, N.M.	L	91-85 (OT)

2003-04

Date	Round	Opponent	Location	W/L	Score
3/21	First	Maryland	Baton Rouge, La.	L	86-85

WNIT

1989-90

Date	Round	Opponent	Location	W/L	Score
3/22	First	Illinois State	Amarillo, Texas	W	85-83
3/23	Semifinals	Kentucky	Amarillo, Texas	L	80-68
3/24	Consolation	Charlotte	Amarillo, Texas	L	82-80

1998-99

Date	Round	Opponent	Location	W/L	Score
3/12	First	Rice	Houston, Texas	L	65-58

2001-02

Date	Round	Opponent	Location	W/L	Score
3/13	First	Georgia Tech	Atlanta, Ga.	W	73-64
3/16	Second	Houston	Houston, Texas	L	83-76

2005-06

Date	Round	Opponent	Location	W/L	Score
3/18	First	Florida International	Coral Gables, Fla.	W	95-83
3/22	Second	Virginia	Charlottesville, Va.	L	82-73

AIAW

1980-81

Date	Round	Opponent	Location	W/L	Score
3/5	First	Southern Miss	Hattiesburg, Miss.	L	80-75

1981-82

Date	Round	Opponent	Location	W/L	Score
3/7	First	Delta State	Tallahassee, Fla.	L	81-66



This is Miami Women's Basketball

NCAA Tournament Teams



1988-89

Record: 21-8 (11-1 H, 7-7 A, 3-0 N)

Head Coach: Ferne Labati

Assistant Coaches: Robin Harmony, Carlos Aldave

3	Lisa Jones	F	5-9	JRMiami, Fla. (Florida JC)
12	Elaine Harlow	G	5-5	JRCocoa Beach, Fla. (Cocoa Beach)
15	Julie Feicht	G	5-7	FREast Liverpool, Ohio (Wellsville)
22	Merren Armour	G	5-9	FRAnnville, Pa. (Annville)
23	Tanya Wood	F	5-9	SOJersey City, N.J. (St. Peter's College)
24	Frances Savage	F	5-9	SOft. Lauderdale, Fla. (Piper)
25	Melissa Edwards	C	6-0	JRMorrow, Ga. (Morrow)
33	Vicki Bowers	F	5-10	FRNevada, Ohio (Upper Sandusky)
34	Chountelle Bullock	F	5-10	JRBradenton, Fla. (USF)
41	Sherri Eyer	F	5-10	FRHershey, Penn. (Hershey)
42	Jeannie Hebert	G	5-8	FRN. Pole, Alaska (Monroe Catholic)
43	Nanci Clayton	C	6-0	JRLos Angeles, Calif. (Locke)



1991-92

Record: 30-2 (17-0 H, 11-1 A, 2-1 N)

BIG EAST: 18-0

BIG EAST Regular Season & Tournament Champions

Head Coach: Ferne Labati

Assistant Coaches: Robin Harmony, Dan Olson, Toni Smiley

14	Mary Tantillo	G	5-5	SO North Beach, N.J. (Southern Regional)
15	Dellareese Wilson	G	5-9	JR Miami, Fla. (Norland)
20	Tanya Young	F	5-11	FR Miami, Fla. (South Miami)
22	Merren Armour	G	5-9	SR Canberra, Australia (Annville, PA)
23	Ronnie McGarry	F	5-11	SO W. Swanzey, N.H. (Monadnock Regional)
24	Frances Savage	F	5-9	SR Ft. Lauderdale, Fla. (Piper)
25	Vicki Plowden	C	6-0	JR Miami, Fla. (South Miami)
33	Vicki Bowers	F	5-10	SR Nevada, Ohio (Upper Sandusky)
40	Carla Harris	G	5-9	JR Miami, Fla. (Norland)
41	Sherri Eyer	F	5-10	SR Hershey, Pa. (Hershey)
42	Jeannie Hebert	G	5-8	SR North Pole, Alaska (Monroe Catholic)
43	Galia Maik	F	6-0	SO Petah-Tikva, Israel (Tel-Aviv University)
44	Cami Young	F	6-0	JR Orlando, Fla. (Valencia CC)



1992-93

Record: 24-7 (13-3 H, 8-4 A, 2-0 N)

BIG EAST: 15-3

BIG EAST Regular Season & Tournament Champions

Head Coach: Ferne Labati


Assistant Coaches: Robin Harmony, Toni Smiley

Grad. Asst: Jeannie Hebert

3	Nicki Mitchell	G	5-6	JR St. Pete, Fla. (Miami-Dade CC South)
12	Holly Rilinger	G	5-4	FR Waynesboro, Va. (Waynesboro)
14	Mary Tantillo	G	5-6	SR North Beach, N.J. (Southern Regional)
15	Dellareese Wilson	G	5-9	SR Miami, Fla. (Norland)
20	Tanya Young	F	5-11	SO Miami, Fla. (South Miami)
21	Desma Thomas	F	5-11	FR Miami, Fla. (American)
22	Christine Olson	C	6-4	FR Seminole, Fla. (Seminole)
23	Ronnie McGarry	F	5-11	JR W. Swanzey, N.H. (Monadnock Regional)
25	Vicki Plowden	C	6-0	SR Miami, Fla. (South Miami)
30	Nina Wagner	G	5-5	SO Horsham, Pa. (Archbishop Wood)
32	Veronica Watson	C	6-3	FR Pigeon Forge, Tenn. (Sevier County)
33	Mionsha Jones	F	5-11	FR Miami, Fla. (American)
41	Carla Harris	G	5-9	SR Miami, Fla. (Norland)
43	Galia Maik	F	6-0	JR Petah-Tikva, Israel (Tel-Aviv University)
44	Cami Young	F	6-0	JR Orlando, Fla. (Valencia CC)

This is Miami Women's Basketball

NCAA Tournament Teams



1997-98

Record: 19-10 (12-1 H, 5-8 A, 2-1 N)

BIG EAST: 13-5

Head Coach: Ferne Labati

Associate Head Coach: Robin Harmony

Assistant Coaches: Toni Smiley, Nina Wagner

3	McChelle Murray	G	5-11	SR	Hollywood, Fla. (Norland)
10	Octavia Blue	F	6-1	SR	Deerfield Beach, Fla. (Davie Nova)
13	Gina Graziani	G	5-8	SO	Pembroke Pines, Fla. (Cooper City)
14	Tessa Iacoboni	G	5-5	SR	Holidaysburg, Pa. (Holidaysburg Senior)
20	Shannon Drury	G	5-8	SO	Virginia Beach, Va. (Frank W. Cox)
23	Kym Hope	F/C	6-2	JR	Hollywood, Fla. (McArthur)
24	Dona Nando	G	5-6	FR	Flushing, N.Y. (Cardozo)
31	Cassandra Wimes	G	5-10	JR	Miami, Fla. (Central)
34	Beth Barnhart	G	5-9	JR	Hodgen, Okla. (Moss School)
41	Camilla Östh	F/C	6-2	FR	Sodertälje, Sweden (Sodertälje BBK)
42	Jennifer Jordan	C	6-0	JR	Miami, Fla. (Norland)
53	Saritta Hines	F	5-11	FR	Detroit, Mich. (Martin Luther King)



2002-03

Record: 18-11 (11-4 H, 5-7 A, 2-2 N)

BIG EAST: 8-8

Head Coach: Ferne Labati

Associate Head Coach: Robin Harmony

Assistant Coaches: Geneva Morgan, Nina Wagner

1	Tatjana Marincic	G/F	6-2	FR	Mississauga, Ontario (T.L. Kennedy)
2	Tamara James	G/F	5-9	FR	Dania, Fla. (South Broward)
3	Melissa Knight	F	5-11	SO	Philadelphia, Pa. (William Penn Charter)
10	Yalonda McCormick	G	5-8	SO	Miami, Fla. (Monsignor Pace)
15	Vera Arsova	F	6-1	JR	STIP, Macedonia (Slavco Stojmiski)
22	Fallon Phanord	G	5-9	SO	Miami, Fla. (Dr. Michael M. Krop)
23	Shaquana Wilkins	F	6-2	JR	Plymouth, Fla. (Winter Park)
25	Meghan Saake	G	5-10	SR	Wellington, Fla. (Wellington)
30	Hutashi Wilson	G	5-6	JR	Toronto, Canada (Michael Power)
34	Alicia Hartlaub	F	6-2	SR	Schaefferstown, Pa. (Elco)
40	Katie Hayek	G	5-9	FR	Lancaster, Pa. (Lancaster Catholic)
53	Chanivia Broussard	F	6-0	JR	Miami, Fla. (Northwestern)



2003-04

Record: 22-7 (12-2 H, 7-3 A, 3-2 N)

BIG EAST: 11-5

Head Coach: Ferne Labati

Associate Head Coach: Robin Harmony

Assistant Coaches: Meghan Burke, Jackie Moore

00	Amy Audibert	F/C	6-3	FR	Niagara Falls, Ontario (A.N. Myer)
1	Tatjana Marincic	G/F	6-2	SO	Mississauga, Ontario (T.L. Kennedy)
2	Tamara James	G/F	5-9	SO	Dania, Fla. (South Broward)
3	Melissa Knight	F	5-11	JR	Philadelphia, Pa. (William Penn Charter)
5	Imani Dhahabu	F/C	6-1	FR	Vallejo, Calif. (Salesian)
10	Yalonda McCormick	G	5-8	JR	Miami, Fla. (Monsignor Pace)
15	Vera Arsova	F	6-1	SR	STIP, Macedonia (Slavco Stojmiski)
21	Sandra Jansson	G	5-6	FR	Sodertälje, Sweden (Vastergards Gymnasiet)
22	Fallon Phanord	G	5-9	JR	Miami, Fla. (Dr. Michael M. Krop)
23	Shaquana Wilkins	F	6-2	SR	Plymouth, Fla. (Winter Park)
30	Hutashi Wilson	G	5-6	SR	Toronto, Canada (Michael Power)
40	Katie Hayek	G	5-9	SO	Lancaster, Pa. (Lancaster Catholic)
53	Chanivia Broussard	F	6-0	SR	Miami, Fla. (Northwestern)

This is Miami Women's Basketball

WNIT Teams



1989-90

Record: 25-6 (13-1 H, 8-1 A, 4-4 N)

Head Coach: Ferne Labati

Assistant Coaches: Robin Harmony, Tim Rapant, Toni Smiley

3	Lisa Jones	F	5-9	SR	Miami, Fla. (Florida JC)
12	Elaine Harlow	G	5-5	SR	Cocoa Beach, Fla. (Cocoa Beach)
14	Christi Johnson	G	5-5	SO	Chattanooga, Tenn. (Southridge, Fla.)
22	Merren Armour	G	5-9	SO	Annnville, Pa. (Annnville)
23	Tanya Wood	F	5-9	JR	Jersey City, N.J. (St. Peter's College)
24	Frances Savage	F	5-9	JR	Ft. Lauderdale, Fla. (Piper)
32	Margaret Farley	G/F	5-10	FR	Belle Glade, Fla. (Glades Central Comm.)
33	Vicki Bowers	F	5-10	SO	Nevada, Ohio (Upper Sandusky)
35	Belinda Kunczt	C	6-4	FR	Peru, Ind. (Maconaquah)
41	Sherri Eyer	F	5-10	SO	Hershey, Penn. (Hershey)
42	Jeannie Hebert	G	5-8	SO	North Pole, Alaska (Monroe Catholic)
43	Nanci Clayton	C	6-0	SR	Los Angeles, Calif. (Locke)



1998-99

Record: 15-14 (10-4 H, 4-10 A, 1-0 N)

BIG EAST: 9-9

Head Coach: Ferne Labati

Assistant Coaches: Robin Harmony, Dan Olson, Toni Smiley

4	Rachel Oates	G	5-4	SO	Plantation, Fla. (Dade Christian)
5	Sheila James	G	5-3	FR	Rubonia, Fla. (Palmetto)
10	Bianca Rosales	G	5-9	SO	Miami, Fla. (Holy Cross)
13	Gina Graziani	G	5-8	JR	Pembroke Pines, Fla. (Cooper City)
20	Shannon Drury	G	5-8	JR	Virginia Beach, Va. (Frank W. Cox)
23	Kym Hope	F/C	6-2	SR	Hollywood, Fla. (McArthur)
24	Dona Nando	G	5-6	SO	Flushing, N.Y. (Cardozo)
30	Toni Williams	F/C	6-4	FR	LaBelle, Fla. (LaBelle)
31	Cassandra Wimes	G	5-10	SR	Miami, Fla. (Central)
33	Kathryn Fowler	F	6-0	FR	New York, N.Y. (Christ the King)
34	Beth Barnhart	G	5-9	SR	Hodgen, Okla. (Moss School)
41	Camilla Östh	F/C	6-2	SO	Sodertälje, Sweden (Sodertälje BKB)
42	Jennifer Jordan	C	6-0	SR	Miami, Fla. (Norland)
45	Martha Bodley	C	6-3	FR	St. Croix, U.S.V.I. (St. Croix Educational)
52	Christal White	F	5-11	FR	Pittsburgh, Pa. (Mt. Alvernia)



2001-02

Record: 19-12 (12-3 H, 5-8 A, 2-1 N)

BIG EAST: 10-6

Head Coach: Ferne Labati

Associate Head Coach: Robin Harmony

Assistant Coaches: Geneva Morgan, Nina Wagner

3	Melissa Knight	F	5-11	FR	Philadelphia, Pa. (William Penn Charter)
5	Sheila James	G	5-5	SR	Orlando, Fla. (Palmetto)
10	Yalonda McCormick	G	5-8	FR	Miami, Fla. (Monsignor Pace)
14	Yolanda Whigham	G	5-8	FR	Plant City, Fla. (Plant City)
15	Vera Arsova	F	6-1	FR	STIP, Macedonia (Slavco Stojmenski)
21	Amanda Papuga	G	5-10	JR	Oak Brook, Ill. (Lyons Township)
22	Fallon Phanord	G	5-9	FR	Miami, Fla. (Dr. Michael M. Krop)
23	Shaquana Wilkins	F	6-2	SO	Plymouth, Fla. (Winter Park)
25	Meghan Saake	G	5-10	JR	Wellington, Fla. (Wellington)
30	Hutashi Wilson	G	5-6	SO	Toronto, Canada (Michael Power)
33	Kathryn Fowler	F	6-0	SR	New York, N.Y. (Christ the King)
34	Alicia Hartlaub	F	6-2	JR	Schaefferstown, Pa. (Elco)
45	Martha Bodley	C	6-3	SR	St. Croix, U.S.V.I. (St. Croix Educational)
53	Chanivia Broussard	F	6-0	SO	Miami, Fla. (Northwestern)

This is Miami Women's Basketball

WNIT Teams



2005-06

Record: 17-13 (13-5 H, 4-6 A, 0-2 N)

BIG EAST: 6-8

Head Coach: Katie Meier

Assistant Coaches: Darrick Gibbs, Angie Hembree, Tombi Bell

00	Amy Audibert	F/C	6-3	JR	Niagara Falls, Ontario (A.N. Myer)
1	Tatjana Marincic	G/F	6-1	SR	Mississauga, Ontario (T.L. Kennedy)
2	Tamara James	G/F	5-9	SR	Dania, Fla. (South Broward)
3	Melissa Knight	F	5-11	SR	Philadelphia, Pa. (William Penn Charter)
4	Lamese James	G/F	6-0	SO	Hollywood, Fla. (South Broward)
5	Imani Dhahabu	F/C	6-1	JR	Vallejo, Calif. (Salesian)
20	Albrey Grimsley	G	5-9	SO	Fort Pierce, Fla. (Centennial)
21	Renee Taylor	G	5-2	JR	Harlem, N.Y. (Monroe CC)
23	LaToya Cunningham	G	5-6	FR	Vallejo, Calif. (La Jolla Country Day)
30	Selena Eskinazi-Budge	G	5-9	SO	Beachwood, Ohio (Beachwood)
32	Brittany Denson	C	6-3	FR	Winter Haven, Fla. (Winter Haven)
33	Marianne Curtis	G	5-8	SO	Miami, Fla. (Palmetto)
40	Katie Hayek	G	5-9	SR	Lancaster, Pa. (Lancaster Catholic)



Hurricanes Honors



Frances Savage

In the program's 34-year history, the University of Miami has had countless players receive individual accolades. UM has boasted four first or second team All-America selections and 28 first or second team all-conference accolades.

Perhaps UM's most decorated player, Frances Savage's name is littered throughout the long-list of individual award winners. Savage drew the nation's top honor in 1992 when she was named Sports Illustrated's National Player of the Year and was a two-time All-American as well as the 1992 BIG EAST Player of the Year.

PLAYER OF THE YEAR

National Player of the Year

Name	Organization	Year
Frances Savage	Sports Illustrated	1991-92

Conference Player of the Year


Name	Conference	Year
Frances Savage	BIG EAST	1991-92

Preseason Conference Player of the Year

Name	Conference	Year
Vicki Plowden	BIG EAST	1992-93



Tamara James



Kym Hope

UM ALL-AMERICANS

All-Americans

Name	Organization	Team	Year
Frances Savage	Kodak/WBCA	Honorable Mention	1990-91
Frances Savage	AP	Second Team	1990-91
Jeannie Hebert	Women's Basketball Yearbook	Honorable Mention	1991-92
Vicki Plowden	Women's Basketball Yearbook	Honorable Mention	1991-92
Frances Savage	Kodak/WBCA	First Team	1991-92
Vicki Plowden	Kodak/WBCA	Honorable Mention	1992-93
Octavia Blue	Kodak/WBCA	Honorable Mention	1997-98
Octavia Blue	WBNS	Third Team	1997-98
Tamara James	Kodak/WBCA	Honorable Mention	2002-03
Tamara James	AP	Honorable Mention	2002-03
Tamara James	Full Court Press	Honorable Mention	2003-04
Tamara James	Kodak/WBCA	Honorable Mention	2004-05
Tamara James	AP	Honorable Mention	2004-05
Tamara James	WBNS	Second Team	2005-06
Tamara James	Full Court Press	Third Team	2005-06
Tamara James	AP	Honorable Mention	2005-06
Tamara James	Kodak/WBCA	Honorable Mention	2005-06

AP—Associated Press

WBCA—Women's Basketball Coaches Association

WBNS—Women's Basketball News Service

Preseason All-Americans

Name	Organization	Team	Year
Frances Savage	Street and Smith's	Honorable Mention	1989-90
Jeannie Hebert	Street and Smith's	Honorable Mention	1991-92
Frances Savage	Women's Basketball Yearbook	Honorable Mention	1991-92
Tamara James	Street and Smith's	Honorable Mention	2003-04

Freshman All-Americans

Name	Organization	Year
Maria Rivera	Women's Basketball Yearbook	1983-84
Joani Bowles	Women's Basketball Yearbook	1989-90
Jeannie Hebert	Women's Basketball Yearbook	1988-89
Ronnie McGary	Women's Basketball Yearbook	1990-91

This is Miami Women's Basketball

All-Conference Honors

ALL-ACC

Name	Team	Year
Tamara James	First Team	2004-05
Tamara James	First Team	2005-06
Renee Taylor	Honorable Mention	2005-06
Renee Taylor	Second Team	2006-07
Maurita Reid	Honorable Mention	2007-08
Shenise Johnson	Honorable Mention	2008-09

PRESEASON ALL-ACC

Name	Year
Tamara James	2004-05
Tamara James	2005-06

PAST ALL-CONFERENCE

Name	Conference	Team	Year
Jill Poorman	FSAC	First	1979-80
Sylvia Wilson	FSAC	First	1979-80
Dottie Richardson	FSAC	First	1980-81
Sylvia Wilson	FSAC	First	1980-81
Joani Bowles	FSAC	Second	1983-84
Cordelia Fulmore	FSAC	First	1983-84
Vicki Plowden	NSWAC	First	1990-91
Jeannie Hebert	NSWAC	Second	1990-91
Jeannie Hebert	BIG EAST	Second	1991-92
Frances Savage	BIG EAST	First	1991-92
Vicki Plowden	BIG EAST	First	1991-92
Vicki Plowden	BIG EAST	First	1992-93
Holly Ringer	BIG EAST	Third	1992-93
Della Wilson	BIG EAST	Second	1992-93
Desma Thomas	BIG EAST	Third	1993-94
Octavia Blue	BIG EAST	Third	1995-96
Octavia Blue	BIG EAST	Third	1996-97
Desma Thomas	BIG EAST	Third	1996-97
Kym Hope	BIG EAST	First	1997-98
Kym Hope	BIG EAST	First	1998-99
Jennifer Jordan	BIG EAST	Third	1998-99
Octavia Blue	BIG EAST	First	1997-98
Chanivia Broussard	BIG EAST	Second	2001-02
Meghan Saake	BIG EAST	Honorable Mention	2001-02
Tamara James	BIG EAST	Second	2002-03
Chanivia Broussard	BIG EAST	Third	2003-04
Tamara James	BIG EAST	First	2003-04
Yalonda McCormick	BIG EAST	Honorable Mention	2003-04

ALL-FRESHMAN TEAM

Name	Conference	Team	Year
Holly Rilinger	BIG EAST	Second	1992-93
Veronica Watson	BIG EAST	First	1992-93
Jill Henne	BIG EAST	Second	1993-94
Octavia Blue	BIG EAST	First	1994-95
Chanivia Broussard	BIG EAST	First	2000-01
Tamara James	BIG EAST	First	2002-03
Shenise Johnson	ACC	First	2008-09

PRESEASON ALL-CONFERENCE

Name	Conference	Team	Year
Frances Savage	BIG EAST	First	1991-92
Vicki Plowden	BIG EAST	First	1992-93
Desma Thomas	BIG EAST	Second	1994-95
Octavia Blue	BIG EAST	Second	1995-96
Octavia Blue	BIG EAST	Second	1996-97
Octavia Blue	BIG EAST	First	1997-98
Kym Hope	BIG EAST	First	1997-98
Chanivia Broussard	BIG EAST	First	2002-03
Tamara James	BIG EAST	First	2003-04

FSAC—Florida State Athletic Conference (AIAW)
NSWAC—New South Women's Athletic Conference



This is Miami Women's Basketball

Hurricane Honors

ALL-TOURNAMENT TEAM

1992 NCAA East Regional

Name	Year
Vicki Plowden	1991-92

1990 WNIT

Name	Year
Frances Savage	1989-90

1991 NSWAC Tournament


Name	Year
Jeannie Hebert (MVP)	1990-91
Vicki Plowden	1990-91

ACC Tournament

Name	Team	Year
Tamara James	Second	2004-05

BIG EAST Tournament

Name	Conference	Year
Jeannie Hebert	BIG EAST	1991-92
Vicki Plowden	BIG EAST	1991-92
Frances Savage (MVP)	BIG EAST	1991-92
Carla Harris	BIG EAST	1992-93
Vicki Plowden	BIG EAST	1992-93
Holly Rilinger	BIG EAST	1992-93
Desma Thomas	BIG EAST	1996-97
Kym Hope	BIG EAST	1997-98
Tamara James	BIG EAST	2002-03



CONFERENCE AWARDS

Defensive Player of the Year

Name	Conference	Year
Meghan Saake	BIG EAST	2001-02

Freshman of the Year

Name	Conference	Year
Holly Rilinger	BIG EAST	1992-93

Most Improved Player

Name	Conference	Year
Frances Savage	BIG EAST	1991-92
Kym Hope	BIG EAST	1997-98

Miscellaneous Awards

Name	Award	Conference	Year
Frances Savage	Rebounding Champion	BIG EAST	1991-92
Jeannie Hebert	Assists Champion	BIG EAST	1991-92
Gina Graziani	Assists Champion	BIG EAST	1996-97
Desma Thomas	Three Point Champion	BIG EAST	1996-97
Gina Graziani	Assists Champion	BIG EAST	1997-98
Kym Hope	Rebounding Champion	BIG EAST	1997-98
Gina Graziani	Assists Champion	BIG EAST	1999-00

CONFERENCE PLAYER OF THE WEEK

ACC Player of the Week

Name	Date	Year
Tamara James	1/3	2004-05
Tamara James	2/7	2004-05
Tamara James	2/14	2004-05
Tamara James	12/5	2005-06
Renee Taylor	11/20	2006-07

ACC Rookie of the Week

Name	Date	Year
Brittany Denson	1/9	2005-06
Shenise Johnson	12/1	2008-09
Shenise Johnson	1/5	2008-09
Shenise Johnson	2/23	2008-09

BIG EAST Player of the Week

Name	Date	Year
Vicki Plowden	12/23	1991-92
Frances Savage	12/30	1991-92
Frances Savage	1/19	1991-92
Frances Savage	2/9	1991-92
Frances Savage	2/16	1991-92
Frances Savage	3/2	1991-92
Vicki Plowden	1/10	1992-93
Vicki Plowden	2/21	1992-93
Octavia Blue	12/27	1995-96
Jennifer Jordan	1/29	1995-96
Octavia Blue	12/7	1997-98
Octavia Blue	12/12	1997-98
Kym Hope	1/4	1997-98
Kym Hope	2/8	1997-98
Octavia Blue	2/12	1997-98
Jennifer Jordan	1/18	1998-99
Kym Hope	2/22	1998-99
Dalia Clarke	1/15	2000-01
Chanivia Broussard	12/10	2001-02
Meghan Saake	12/17	2001-02
Shaquana Wilkins	1/21	2001-02
Tamara James	11/23	2003-04
Tamara James	2/23	2003-04

BIG EAST Freshman of the Week

Name	Date	Year
Holly Rilinger	1/4	1992-93
Holly Rilinger	1/17	1992-93
Holly Rilinger	2/1	1992-93
Holly Rilinger	2/15	1992-93
Sheron Murray	12/13	1993-94
McChelle Murray	12/19	1994-95
Octavia Blue	1/23	1994-95
Amanda Papuga	11/22	1999-00
Alicia Hartlaub	1/17	1999-00
Chanivia Broussard	1/15	2000-01
Tamara James	11/25	2002-03
Tamara James	12/2	2002-03
Tamara James	12/23	2002-03
Tamara James	1/6	2002-03
Tamara James	1/13	2002-03



Record Book

Records

This is Miami Women's Basketball

Team Game Records

MARGIN OF VICTORY

Category	Points	Opponent	Date
Largest Margin of Victory	80	Homestead AFB (UM 100-20)	1/14/76
Largest Margin of Defeat	69	at Texas (UT 112-43)	2/17/86
Largest Margin of Victory at Home	80	Homestead AFB (UM 100-20)	1/14/76
Largest Margin of Defeat at Home	58	Maryland (Maryland 111-53)	1/10/07
Largest Margin of Victory on Road	63	at Broward Central (UM 101-38)	11/28/79
		at Miami-Dade NW (UM 98-35)	12/10/79
Largest Margin of Defeat on Road	69	at Texas (UT 112-43)	2/17/86

POINTS

Category	Points	Opponent	Date
Most Points	112	Stetson	1/12/91
Fewest Points	21	Miami-Dade North	1/9/73
Most Points Allowed	112	at Texas	2/17/86
Most Points at Home	112	Stetson	1/12/91
Most Points on Road	105	at Florida Atlantic	11/25/97
Most Points Neutral	98	vs. Stetson (Tallahassee, Fla.)	3/7/91
Most Points in a Loss	93	vs. Duke (2OT)	2/19/06
Most Points Combined	190	UCF (UM 103-87)	2/25/88
		Florida A&M (UM 104-86)	1/11/88

FIELD GOALS

Category	FG	Opponent	Date
Most Field Goal Attempts	102	Florida International	1/15/80
Fewest Field Goal Attempts	41	Rutgers	2/6/97
Most Field Goals Made	51	Florida International	1/27/81
Fewest Field Goals Made	12	Auburn	12/29/94
Highest Field Goal Percentage	.661 (39-59)	Bethune Cookman	12/1/87
Lowest Field Goal Percentage	.217 (15-69)	Syracuse	2/20/94

FREE THROWS

Category	FT	Opponent	Date
Most Free Throw Attempts	56	Homestead AFB	1/14/76
Fewest Free Throw Attempts	2	Illinois-Chicago	12/16/89
Most Free Throws Made	35*	Pittsburgh	1/21/99
Fewest Free Throws Made	1	at West Virginia	1/8/02
Highest Free Throw Percentage	1.000 (12-12)*	Jacksonville	11/13/07
Lowest Free Throw Percentage	.143 (1-7)	at West Virginia	1/8/02

REBOUNDS

Category	Reb	Opponent	Date
Most Rebounds	72	Stetson	3/4/82
Fewest Rebounds	18	Stetson	2/13/89

ASSISTS

Category	Asst	Opponent	Date
Most Assists	32*	North Carolina A&T	12/28/05
Fewest Assists	0	Illinois	12/14/85

BLOCKED SHOTS

Category	BS	Opponent	Date
Most Blocked Shots	12	Florida International	2/21/81
Fewest Blocked Shots	0*	LSU	12/19/07
		Virginia	2/19/09

STEALS

Category	Stls	Opponent	Date
Most Steals	38	Broward Central	2/12/80
Fewest Steals	1*	Villanova	3/10/03

TURNOVERS

Category	TO	Opponent	Date
Most Turnovers	50	Florida	1/12/80
Fewest Turnovers	3	Boston College	2/1/92

PERSONAL FOULS

Category	PF	Opponent	Date
Fewest Personal Fouls	5	Seton Hall	1/5/92

* Recorded more than once with the most recent listed.

This is Miami Women's Basketball

Team Season Records

POINTS

Category	G	Pts	PPG	Year
Most Points	38	2,665	70.1	1980-81
Fewest Points	8	283	35.4	1972-73
Highest Scoring Average	31	2,433	78.5	1989-90
Lowest Scoring Average#	30	1,810	60.3	2007-08

Field Goals

Category	G	FG	Year
Most Field Goal Attempts	38	2,638	1980-81
Fewest Field Goal Attempts#	29	1,164	1989-90
Most Field Goals Made	38	1,096	1980-81
Fewest Field Goals Made#	27	631	1993-94
Highest Field Goal Percentage	28	.485 (859-1,172)	1984-85
Lowest Field Goal Percentage#	27	.354 (631-1,780)	1993-94

Free Throws

Category	G	FT	Year
Most Free Throw Attempts	39	774	1980-81
Fewest Free Throw Attempts#	30	411	2007-08
Most Free Throws Made	29	520	1997-98
Fewest Free Throws Made#	30	250	2007-08
Highest Free Throw Percentage	30	.750 (437-583)	2005-06
Lowest Free Throw Percentage#	27	.531 (282-531)	1982-83

Rebounds

Category	G	Reb	RPG	Year
Most Rebounds	39	1,733	44.4	1980-81
Fewest Rebounds#	27	883	32.7	1985-86
Highest Rebounding Average	29	1,376	47.4	1980-81
Lowest Rebounding Average#	30	921	30.7	1986-87

Assists

Category	G	Asst	Year
Most Assists	32	559	1991-92
Fewest Assists#	27	255	1994-95

Blocked Shots

Category	G	BS	Year
Most Blocked Shots	34	156	1979-80
Fewest Blocked Shots#	30	16	1986-87

Steals

Category	G	Stls	Year
Most Steals	34	582	1979-80
Fewest Steals#	29	242	1996-97

Turnovers

Category	G	TO	Year
Most Turnovers	38	931	1980-81
Fewest Turnovers#	30	395	1991-92

Personal Fouls

Category	G	PF/FO	Year
Most Personal Fouls	39	768	1980-81
Fewest Personal Fouls#	30	405	1991-92
Fewest Disqualifications#	32	8*	2007-08

MISCELLANEOUS TEAM RECORDS

Wins and Losses

Category	W/L	Record	Year
Most Wins	30	30-2	1991-92
Fewest Wins	2	2-6	1972-73
Most Losses	21	9-21	2007-08
Fewest Losses	2	30-2	1991-92

Winning Percentage

Category	W-L	Pct.	Year
Best Winning Percentage	30-2	.938	1991-92
Worst Winning Percentage	2-6	.250	1972-73

Games Played

Category	G	Record	Year
Most Games Played	39	24-15	1980-81
Fewest Games Played	8	2-6	1972-73

Winning and Losing Streaks

Category	G	Dates
Winning Streak	30	12/1/91-3/21/92
Winning Streak Regular Season	30	12/1/91-3/21/92
Winning Streak Home	24	1/31/91-12/18/92
Winning Streak Home Regular Season	16	12/1/91-3/21/92
Winning Streak Road	13	12/8/91-3/9/92
Winning Streak Road Regular Season	13	12/9/91-3/9/92
Losing Streak	8	1/10/86-2/10/86
Losing Streak Regular Season	8	1/10/86-2/10/86

Designates a statistic recorded beginning in 1979.

* Recorded more than once with the most recent listed.

This is Miami Women's Basketball

Individual Career Records

SCORING CAREER SCORING

Name (Years)	G	Pts	Avg
1. Tamara James (2002-06)	118	2,406	20.4
2. Maria Rivera (1984-88)	112	2,358	21.1
3. Frances Savage (1988-92)	94	2,184	23.2
4. Jeannie Hebert (1988-92)	119	1,766	14.8
5. Octavia Blue (1994-98)	109	1,724	15.8
6. Sylvia Wilson (1979-82)	99	1,713	17.3
7. Chanivia Broussard (2000-04)	114	1,482	13.0
8. Kym Hope (1995-99)	113	1,462	12.9
9. Vicki Plowden (1990-93)	91	1,404	15.4
10. Robin Harmony (1980-84)	125	1,308	10.5

CAREER SCORING AVERAGE

Name (Years)	G	Pts	Avg
1. Frances Savage (1988-92)	94	2,184	23.2
2. Maria Rivera (1984-88)	112	2,358	21.1
3. Tamara James (2002-06)	118	2,406	20.4
4. Cordelia Fulmore (1983-85)	59	1,142	19.4
5. Wendy Foote (1974-78)	62	1,174	18.9
6. Sylvia Wilson (1979-82)	99	1,713	17.3
7. Renee Taylor (2005-07)	60	1,025	17.1
8. Octavia Blue (1994-98)	109	1,724	15.8
9. Vicki Plowden (1990-93)	91	1,404	15.4
10. Maurita Reid (2006-08)	60	897	15.0

FIELD GOALS CAREER FIELD GOALS MADE

Name (Years)	G	FG
1. Maria Rivera (1984-88)	112	891
2. Tamara James (2002-06)	118	868
3. Frances Savage (1988-92)	94	830
4. Sylvia Wilson (1979-82)	99	721
5. Octavia Blue (1994-98)	109	671
6. Jeannie Hebert (1988-92)	119	652
7. Chanivia Broussard (2000-04)	114	621
8. Vicki Plowden (1990-93)	91	579
9. Robin Harmony (1980-84)	125	575
10. Kym Hope (1995-99)	113	546

CAREER FIELD GOAL ATTEMPTS

Name (Years)	G	FGA
1. Maria Rivera (1984-88)	112	1,931
2. Tamara James (2002-06)	118	1,754
3. Frances Savage (1988-92)	94	1,593
4. Octavia Blue (1994-98)	109	1,524
5. Sylvia Wilson (1979-82)	99	1,509
6. Jeannie Hebert (1988-92)	119	1,492
7. Chanivia Broussard (2000-04)	114	1,398
8. Robin Harmony (1980-84)	125	1,378
9. Vicki Plowden (1990-93)	91	1,155
10. Gwen Harris (1981-84)	110	1,040

CAREER FIELD GOAL PERCENTAGE (500 attempts minimum)

Name (Years)	G	FG	FGA	Pct
1. Cordelia Fulmore (1983-85)	59	486	895	.543
2. Kym Hope (1995-99)	113	362	691	.526
3. Frances Savage (1988-92)	94	830	1,590	.521
4. Shaquana Wilkins (2000-04)	116	384	743	.517
5. Joani Bowles (1983-85)	48	274	539	.508
6. Jennifer Jordan (1994-99)	109	365	722	.506
7. Vicki Plowden (1990-93)	91	579	1,155	.501
8. Hope Butler (1984-88)	101	481	961	.500
9. Tamara James (2002-06)	118	868	1,754	.495
10. Jill Poorman (1979-82)	67	308	630	.491

THREE-POINT FIELD GOALS

CAREER THREE-POINT FIELD GOALS MADE

Name (Years)	G	3FG
1. Desma Thomas (1992-97)	111	152
2. Tamara James (2002-06)	118	150
3. Maurita Reid (2006-08)	60	142
4. LaToya Cunningham (2005-2009)	119	140
5. Shelia James (1998-02)	100	134
6. Renee Taylor (2005-07)	60	118
7. Yalonda McCormick (2001-05)	105	110
8. Melissa Knight (2001-06)	107	103
9. Elaine Harlow (1986-90)	115	92
10. Katie Hayek (2002-06)	88	78

CAREER THREE-POINT FG ATTEMPTS

Name (Years)	G	3FGA
1. LaToya Cunningham (2005-09)	119	473
2. Desma Thomas (1992-97)	111	463
3. Shelia James (1998-02)	100	427
4. Tamara James (2002-06)	118	417
5. Maurita Reid (2006-08)	60	389
6. Renee Taylor (2005-07)	60	377
7. Yalonda McCormick (2001-05)	105	342
8. Melissa Knight (2001-06)	107	291
9. Katie Hayek (2002-06)	88	252
10. Meghan Saake (1999-03)	118	243
Elaine Harlow (1986-90)	115	243

CAREER THREE-POINT FG PERCENTAGE (100 attempts minimum)

Name (season)	G	3FG	3FGA	Pct
1. Elaine Harlow (1987-90)	115	92	243	.379
2. Frances Savage (1988-92)	94	43	114	.377
3. Maria Rivera (1984-88)	112	66	177	.373
4. Holly Rilingier (1992-93)	28	52	140	.371
5. Maurita Reid (2006-08)	60	142	389	.365
6. Tamara James (2002-06)	118	150	471	.360
7. Melissa Knight (2001-06)	107	103	291	.354
8. Desma Thomas (1992-97)	111	152	463	.328
9. Yalonda McCormick (2001-05)	105	110	342	.322
Shannon Drury (1996-99)	70	67	280	.322

FREE THROWS

CAREER FREE THROWS MADE

Name (Years)	G	FT
1. Tamara James (2002-06)	118	520
2. Maria Rivera (1984-88)	112	508
3. Frances Savage (1988-92)	94	481
4. Jeannie Hebert (1988-92)	119	437
5. Kym Hope (1995-99)	113	369
6. Octavia Blue (1994-98)	109	358
7. Desma Thomas (1992-97)	111	330
8. Jennifer Jordan (1994-99)	109	320
9. Sylvia Wilson (1979-82)	99	271
10. Cassandra Wimes (1994-99)	105	248



The 1991-92 Hurricanes, won their first BIG EAST Title with a perfect 18-0 conference record.

This is Miami Women's Basketball

Individual Career Records

CAREER FREE THROW ATTEMPTS

Name (Years)	G	FTA
1. Tamara James (2002-06)	118	664
2. Maria Rivera (1984-88)	112	651
3. Frances Savage (1988-92)	94	603
4. Jeannie Hebert (1988-92)	119	583
5. Octavia Blue (1994-98)	109	549
6. Kym Hope (1995-99)	113	498
7. Desma Thomas (1992-97)	111	475
8. Jennifer Jordan (1994-99)	109	465
9. Sylvia Wilson (1979-82)	99	456
10. Vicki Plowden (1990-93)	91	395

CAREER FREE THROW PERCENTAGE (150 attempts minimum)

Name (season)	G	FT	FTA	Pct
1. Renee Taylor (2005-07)	60	241	287	.840
2. Frances Savage (1988-92)	94	481	603	.798
3. Tamara James (2002-06)	118	520	664	.783
4. Maria Rivera (1984-88)	112	508	651	.780
5. Elaine Harlow (1986-90)	115	213	280	.761
6. Jeannie Hebert (1988-92)	119	437	583	.750
7. Kym Hope (1995-99)	113	369	498	.741
8. Shaquana Wilkins (2000-04)	116	184	255	.722
9. Melissa Knight (2001-06)	107	122	171	.713
10. Yalonda McCormick (2001-05)	105	140	198	.707

ASSISTS

CAREER ASSISTS

Name (Years)	G	Ast	Avg
1. Gina Graziani (1996-00)	111	743	6.7
2. Jeannie Hebert (1988-92)	119	694	5.8
3. Loretta Harvey (1981-84)	122	588	4.8
4. Yalonda McCormick (2001-05)	105	539	5.1
5. Maria Rivera (1984-88)	112	487	4.3
6. Robin Harmony (1980-84)	125	445	3.6
7. Elaine Harlow (1986-90)	115	432	3.8
8. Meghan Saake (1999-03)	118	403	3.4
9. Della Wilson (1990-93)	86	351	4.1
10. LaToya Cunningham (2005-09)	119	274	2.3

REBOUNDS

CAREER REBOUNDS

Name (Years)	G	Reb	Avg
1. Sylvia Wilson (1979-82)	99	1,115	11.3
2. Frances Savage (1988-92)	94	919	9.8
3. Kym Hope (1995-99)	113	888	7.9
4. Vicki Plowden (1990-93)	91	857	9.4
5. Tamara James (2002-06)	118	805	6.8
6. Robin Harmony (1980-84)	125	760	6.1
7. Hope Butler (1984-88)	101	694	6.9
8. Shaquana Wilkins (2000-04)	116	675	5.8
9. Octavia Blue (1994-98)	109	672	6.2
10. Chanivia Broussard (2000-04)	114	583	5.1

CAREER REBOUNDING AVERAGE

Name (Years)	G	Reb	Avg
1. Sylvia Wilson (1979-82)	99	1,115	11.3
2. Cordelia Fulmore (1983-85)	59	690	10.3
3. Frances Savage (1988-92)	94	919	9.8
4. Vicki Plowden (1990-93)	91	857	9.4
5. Donna Mapp (1981-83)	54	489	9.1
6. Kym Hope (1995-99)	113	888	7.9
7. Joani Bowles (1983-85)	48	356	7.4
8. Hope Butler (1984-88)	101	694	6.9
9. Tamara James (2002-06)	118	805	6.8
10. Lisa Jones (1988-90)	60	390	6.5

STEALS

CAREER STEALS

Name (Years)	G	Stls	Avg
1. Maria Rivera (1984-88)	112	382	3.4
2. Meghan Saake (1999-02)	118	358	3.0
3. Loretta Harvey (1981-84)	122	357	2.9
4. Robin Harmony (1980-84)	125	314	2.5
5. Yalonda McCormick (2001-05)	105	280	2.7
6. Tamara James (2002-06)	118	279	2.4
7. Jeannie Hebert (1988-92)	119	237	2.0
8. Ronnie McGarry (1990-94)	117	224	1.9
Elaine Harlow (1986-90)	115	224	1.9
10. Maurita Reid (2007-08)	60	205	3.4
Dottie Richardson (1976-81)	99	205	2.1

BLOCKED SHOTS

CAREER BLOCKED SHOTS

Name (Years)	G	Blks	Avg
1. Sylvia Wilson (1979-82)	99	198	2.0
2. Kym Hope (1995-99)	113	164	1.5
3. Chanivia Broussard (2000-04)	114	132	1.2
4. Vicki Plowden (1990-93)	91	108	1.2
5. Shaquana Wilkins (2000-04)	116	95	0.8
Meghan Saake (1999-03)	118	95	0.8
7. Alicia Hartlaub (1999-03)	117	66	0.6
Martha Bodley (1998-02)	82	66	0.8
9. Joani Bowles (1983-85)	48	63	1.3
10. Desma Thomas (1992-97)	111	58	0.5
Charmaine Clark (2006-09)	89	58	0.7


PARTICIPATION

CAREER GAMES PLAYED


Name (Years)	G
1. Robin Harmony (1980-84)	125
2. Loretta Harvey (1980-84)	122
3. Dana Hunter (1979-83)	121
4. Jeannie Hebert (1988-92)	119
Latoya Cunningham (2005-09)	119
6. Tamara James (2002-06)	118
Meghan Saake (1999-03)	118
8. Alicia Hartlaub (1999-02)	117
Ronnie McGarry (1990-94)	117
10. Shaquana Wilkins (2000-04)	116

CAREER GAMES STARTED

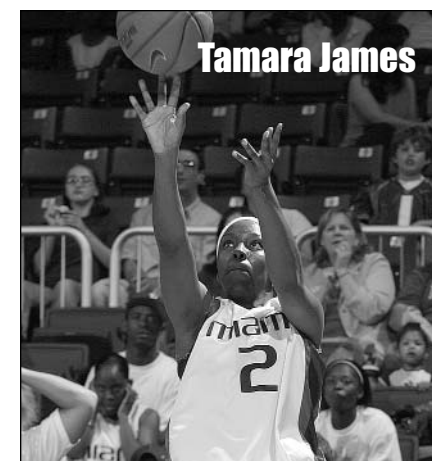
Name (Years)	G	GS
1. Loretta Harvey (1980-84)	122	120
2. Jeannie Hebert (1988-92)	119	119
3. Meghan Saake (1999-03)	118	118
Robin Harmony (1980-84)	125	118
5. Tamara James (2002-06)	118	117
6. Maria Rivera (1984-88)	112	112
Ronnie McGarry (1990-94)	117	112
8. Octavia Blue (1994-98)	109	107
Gina Graziani (1996-00)	111	107
10. Sylvia Wilson (1979-92)	99	94
Elaine Harlow (1986-90)	115	94



Joanie Bowles



Vicki Plowden



Tamara James

This is Miami Women's Basketball

Individual Season Records

SCORING

SINGLE-SEASON SCORING

Name (season)	G	Pts	Avg
1. Frances Savage (1991-92)	32	742	23.2
2. Frances Savage (1989-90)	31	733	23.6
3. Sylvia Wilson (1980-81)	38	670	17.6
4. Tamara James (2002-03)	31	650	21.0
5. Frances Savage (1988-89)	29	649	22.4
6. Tamara James (2004-05)	29	647	22.3
7. Tamara James (2005-06)	30	645	21.5
8. Maria Rivera (1987-88)	27	628	23.3
9. Maria Rivera (1986-87)	30	627	21.0
10. Cordelia Fulmore (1983-84)	31	606	19.5

SINGLE-SEASON SCORING AVERAGE

Name (season)	G	Pts	Avg
1. Wendy Foote (1977-78)	16	403	25.2
2. Frances Savage (1989-90)	31	733	23.6
3. Maria Rivera (1987-88)	27	628	23.3
4. Frances Savage (1991-92)	32	742	23.2
5. Frances Savage (1988-89)	29	649	22.4
6. Tamara James (2004-05)	29	647	22.3
7. Tamara James (2005-06)	30	645	21.5
8. Maria Rivera (1985-86)	27	579	21.4
9. Tamara James (2002-03)	31	650	21.0
10. Maria Rivera (1986-87)	30	627	20.9

FIELD GOALS

SINGLE-SEASON FIELD GOALS MADE

Name (season)	G	FG
1. Frances Savage (1989-90)	31	284
2. Frances Savage (1991-92)	32	271
3. Sylvia Wilson (1980-81)	38	268
4. Cordelia Fulmore (1983-84)	31	258
5. Frances Savage (1988-89)	29	256
6. Maria Rivera (1986-87)	30	251
7. Tamara James (2004-05)	29	242
8. Tamara James (2002-03)	31	238
9. Sylvia Wilson (1979-80)	33	232
10. Maria Rivera (1985-86)	27	230

SINGLE-SEASON FIELD GOAL ATTEMPTS

Name (season)	G	FGA
1. Sylvia Wilson (1980-81)	38	568
2. Frances Savage (1991-92)	32	557
3. Maria Rivera (1986-87)	30	545
4. Maria Rivera (1985-86)	27	533
5. Frances Savage (1989-90)	31	526
6. Tamara James (2004-05)	29	504
7. Sylvia Wilson (1981-82)	28	503
8. Cordelia Fulmore (1983-84)	31	479
9. Maria Rivera (1987-88)	27	473
10. Renee Taylor (2006-07)	30	468

SINGLE-SEASON FIELD GOAL PERCENTAGE (200 attempts minimum)

Name (season)	G	FG	FGA	Pct
1. Frances Savage (1988-89)	29	256	467	.5482
2. Cordelia Fulmore (1984-85)	28	228	416	.5481
3. Frances Savage (1989-90)	31	284	526	.5399
4. Kym Hope (1996-97)	29	143	265	.5396
5. Vicki Plowden (1990-91)	28	194	360	.5389
6. Cordelia Fulmore (1983-84)	31	258	479	.5386
7. Kym Hope (1997-98)	29	191	358	.534
8. Maria Rivera (1984-85)	28	202	380	.532
9. Hope Butler (1987-88)	27	145	278	.531
10. Sylvia Wilson (1979-80)	33	232	438	.530

THREE-POINT FIELD GOALS

SINGLE-SEASON THREE-POINT FG MADE

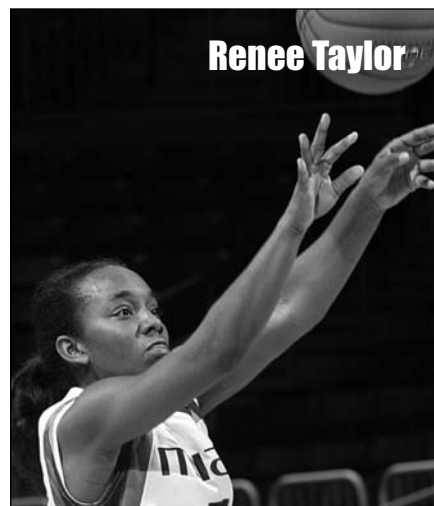
Name (season)	G	3FG
1. Desma Thomas (1996-97)	29	81
2. Maurita Reid (200-08)	30	76
3. Renee Taylor (2006-07)	30	69
4. Maurita Reid (2006-07)	30	66
Maria Rivera (1987-88)	27	66
6. Tamara James (2005-06)	30	53
Melissa Knight (2005-06)	30	53
8. Yalonda McCormick (2003-04)	29	52
Holly Rilinger (1992-93)	28	52
Elaine Harlow (1989-90)	30	52

SINGLE-SEASON THREE-POINT FG ATTEMPTS


Name (season)	G	3FGA
1. Renee Taylor (2006-07)	30	227
2. Maurita Reid (2007-08)	30	219
3. Desma Thomas (1996-97)	29	216
4. Maria Rivera (1987-88)	27	177
5. Maurita Reid (2006-07)	30	170
6. Desma Thomas (1995-96)	27	155
7. LaToya Cunningham (2007-08)	30	151
8. Renee Taylor (2005-06)	30	150
9. Yalonda McCormick (2003-04)	29	145
10. Elaine Harlow (1989-90)	29	144

SINGLE-SEASON THREE-POINT FG PCT. (50 attempts minimum)


Name (season)	G	3FG	3FGA	Pct
1. Octavia Blue (1997-98)	29	24	53	.453
2. Elaine Harlow (1988-89)	29	40	94	.426
3. Melissa Knight (2005-06)	30	53	132	.402
4. Maurita Reid (2006-07)	30	66	170	.388
5. Tamara James (2005-06)	30	53	137	.387
6. Tamara James (2003-04)	28	39	103	.379
7. Desma Thomas (1996-97)	29	87	216	.375
8. Maria Rivera (1987-88)	27	66	177	.373
9. Holly Rilinger (1992-93)	28	52	140	.371
10. Elaine Harlow (1989-90)	31	52	144	.361



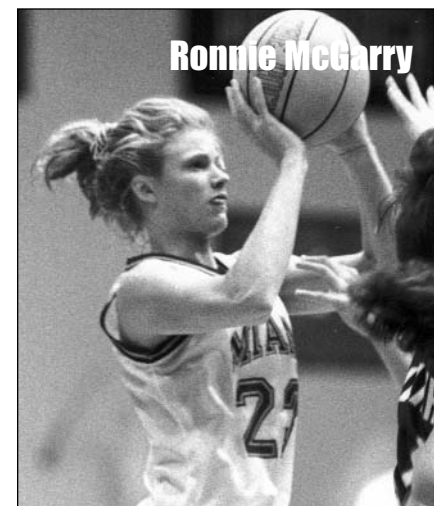
Renee Taylor



Robin Harmony



Frances Savage



Ronnie McGarry

This is Miami Women's Basketball

Individual Season Records

FREE THROWS

SINGLE-SEASON FREE THROWS MADE

Name (season)	G	FT
1. Frances Savage (1991-92)	32	181
2. Tamara James (2005-06)	30	156
3. Tamara James (2002-03)	31	155
4. Frances Savage (1989-90)	31	147
5. Maria Rivera (1987-88)	27	144
6. Sylvia Wilson (1986-87)	38	134
7. Kym Hope (1998-99)	29	132
8. Frances Savage (1988-89)	29	131
9. Renee Taylor (2006-07)	30	129
10. Kym Hope (1997-98)	29	128

SINGLE-SEASON FREE THROW ATTEMPTS

Name (season)	G	FTA
1. Frances Savage (1991-92)	32	222
Sylvia Wilson (1980-81)	38	222
3. Tamara James (2002-03)	31	204
4. Tamara James (2005-06)	30	188
5. Frances Savage (1989-90)	31	187
6. Maria Rivera (1987-88)	27	174
7. Octavia Blue (1997-98)	29	169
8. Kym Hope (1997-98)	29	166
Frances Savage (1988-89)	29	166
10. Donna Mapp (1982-83)	27	165

SINGLE-SEASON FREE THROW PERCENTAGE (70 attempts minimum)

Name (season)	G	FT	FTA	Pct
1. Holly Rilinger (1992-93)	28	90	105	.857
2. Renee Taylor (2006-07)	30	129	153	.843
3. Renee Taylor (2005-06)	30	112	156	.836
4. Jeannie Hebert (1991-92)	32	116	139	.835
5. Tamara James (2005-06)	30	156	188	.830
6. Maria Rivera (1987-88)	27	144	174	.828
7. Sherise Johnson (2008-09)	30	82	100	.820
8. Frances Savage (1991-92)	32	181	222	.815
9. Kym Hope (1998-99)	29	132	163	.810
10. Elaine Harlow (1986-87)	30	57	71	.803

ASSISTS

SINGLE-SEASON ASSISTS

Name (season)	G	Ast	Avg
1. Jeannie Hebert (1991-92)	32	221	6.9
2. Gina Graziani (1997-98)	29	210	7.2
3. Gina Graziani (1996-97)	29	198	6.8
4. Jeannie Hebert (1996-97)	28	189	6.8
5. Yalonda McCormick (2002-03)	31	185	6.0
6. Gina Graziani (1999-00)	29	182	6.3
7. Loretta Harvey (1981-82)	29	168	5.8
8. Yalonda McCormick (2004-05)	28	167	6.0
9. Yalonda McCormick (2003-04)	29	157	5.4
10. Loretta Harvey (1980-81)	37	156	4.2

REBOUNDS

SINGLE-SEASON REBOUNDS

Name (season)	G	Reb	Avg
1. Sylvia Wilson (1980-81)	38	449	11.8
2. Cordelia Fulmore (1983-84)	31	359	11.6
3. Sylvia Wilson (1979-80)	33	344	10.4
4. Frances Savage (1991-92)	32	339	10.6
5. Sylvia Wilson (1981-82)	28	322	11.5
6. Vicki Plowden (1992-93)	31	311	10.0
7. Donna Mapp (1982-83)	27	310	11.5
8. Kym Hope (1997-98)	29	306	10.6
9. Frances Savage (1989-90)	31	293	9.5
10. Vicki Plowden (1990-91)	28	281	10.0

SINGLE-SEASON REBOUNDING AVERAGE

Name (season)	G	Reb	Avg
1. Sylvia Wilson (1980-81)	38	449	11.8
2. Cordelia Fulmore (1983-84)	31	359	11.6
3. Donna Mapp (1982-83)	27	310	11.5
Sylvia Wilson (1981-82)	28	322	11.5
5. Kym Hope (1997-98)	29	306	10.6
Frances Savage (1991-92)	32	339	10.6
7. Sylvia Wilson (1979-80)	33	344	10.4
8. Vicki Plowden (1992-93)	31	311	10.0
Vicki Plowden (1990-91)	28	281	10.0
10. Tanya Young (1993-94)	26	257	9.9

STEALS

SINGLE-SEASON STEALS

Name (season)	G	Stls	Avg
1. Meghan Saake (2001-02)	31	121	3.9
2. Meghan Saake (2002-03)	31	114	3.7
3. Maurita Reid (2007-08)	30	110	3.7
3. Maria Rivera (1986-87)	30	106	3.5
4. Loretta Harvey (1980-81)	37	105	2.8
Dottie Richardson (1980-81)	38	105	2.8
6. Cordelia Fulmore (1984-85)	28	100	3.6
Maria Rivera (1984-85)	28	100	3.6
Yalonda McCormick (2002-03)	31	100	3.2
Robin Harmony (1980-81)	37	100	2.7
10. Maria Rivera (1987-88)	27	99	3.7


BLOCKED SHOTS

SINGLE-SEASON BLOCKED SHOTS

Name (season)	G	Blks	Avg
1. Sylvia Wilson (1979-80)	33	80	2.4
2. Kym Hope (1998-99)	29	62	2.1
3. Sylvia Wilson (1980-81)	28	61	2.2
4. Sylvia Wilson (1981-82)	28	57	2.0
5. Kym Hope (1996-97)	29	53	1.8
6. Joani Bowles (1983-84)	31	45	1.5
7. Brittany Denson (2005-06)	22	30	1.4
8. Vicki Plowden (1991-92)	32	41	1.3
9. Vicki Plowden (1992-93)	31	40	1.3
10. Shaquana Wilkins (2003-04)	29	37	1.3



Members of the 1972 Hurricanes



Desma Thomas



Tamara James

This is Miami Women's Basketball


Individual Game Records

SCORING SINGLE-GAME SCORING

Name	Opponent (date)	Pts
1. Renee Taylor	at Houston (12/19/06)	42
2. Frances Savage	vs. Providence (3/8/92)	41
Maria Rivera	vs. Central Florida (2/25/88)	41
4. Octavia Blue	vs. Florida Atlantic (11/25/97)	40
Frances Savage	vs. Fla. International (2/24/89)	40
Maria Rivera	vs. Illinois (12/30/87)	40
Wendy Foote	vs. Miami-Dade NW (1978)	40
8. Tamara James	vs. Fairfield (12/28/04)	39
9. Maria Rivera	vs. Monmouth (11/28/86)	38
10. Tamara James	vs. Georgia Tech (2/26/06)	37
Tamara James	vs. Eastern Kentucky (11/23/03)	37
Frances Savage	vs. Stetson (1/13/90)	37
Joani Bowles	vs. Temple (1/13/84)	37

FIELD GOALS SINGLE-GAME FIELD GOALS MADE

Name	Opponent (date)	Pts
1. Tamara James	vs. Fairfield (12/28/04)	17
Joani Bowles	vs. Temple (1/13/84)	17
Wendy Foote	vs. Miami-Dade NW (1978)	17
4. Octavia Blue	vs. Florida Atlantic (11/25/97)	16
Frances Savage	vs. Villanova (3/1/92)	16
6. Tamara James	vs. Quinnipiac (11/29/02)	15
Chanivia Broussard	vs. Richmond (12/21/03)	15
Maria Rivera	vs. Central Florida (2/25/88)	15
Sylvia Wilson	vs. Florida International (1/26/82)	15
10. 13 different times a player has recorded		14



Kris Lichtenwalner

SINGLE-GAME FIELD GOAL ATTEMPTS

Name	Opponent (date)	FGA
1. Maria Rivera	vs. LSU (1/10/86)	34
2. Joani Bowles	vs. Temple (1/13/84)	31
3. Tamara James	vs. Virginia Tech (2/6/05)	29
Frances Savage	vs. Rutgers (1/28/89)	29
Maria Rivera	vs. North Carolina (12/29/86)	29
6. Octavia Blue	vs. Georgetown (2/14/96)	28
7. Seven different times a player has recorded		27

SINGLE-GAME FIELD GOAL PERCENTAGE (10 attempts minimum)

Name	Opponent (date)	FG	FGA	Pct
1. Jill Poorman	vs. Flagler (2/16/80)	11	12	.917
2. Jennifer Jordan	vs. Syracuse (1/20/96)	10	11	.909
Maria Rivera	vs. Lamar (1/11/85)	10	11	.909
4. Tamara James	vs. N.C. A&T (12/28/05)	12	14	.857
5. Frances Savage	vs. SW Missouri State (11/25/88)	11	13	.846
6. Melissa Knight	vs. Maryland (12/29/02)	10	12	.833
Della Wilson	vs. Connecticut (2/14/93)	10	12	.833
Frances Savage	vs. Arizona (12/2/89)	10	12	.833
LaToya Drake	vs. Norfolk State (11/14/08)	10	12	.833
10. Jeannie Hebert	vs. Stetson (3/9/91)	9	11	.818
Hope Butler	vs. Central Florida (1/20/88)	9	11	.818

THREE-POINT FIELD GOALS SINGLE-GAME THREE-POINT FG MADE


Name	Opponent (date)	3FG
1. Renee Taylor	at Houston (12/19/06)	7
Maria Rivera	vs. Central Florida (2/25/88)	7
3. Shannon Drury	vs. Boston College (1/10/98)	6
Desma Thomas	vs. Connecticut (2/16/97)	6
Desma Thomas	vs. Villanova (2/2/97)	6
Desma Thomas	vs. Syracuse (2/27/96)	6
Nikki Mitchell	vs. St. John's (1/20/94)	6
Maria Rivera	vs. Illinois (12/30/87)	6

SINGLE-GAME THREE-POINT FG ATTEMPTS

Name	Opponent (date)	3FGA
1. Shannon Drury	vs. Tulane (11/22/98)	14
2. Maurita Reid	vs. Florida Atlantic (11/9/07)	13
Maurita Reid	at North Carolina (2/18/07)	13
Maria Rivera	vs. Central Florida (2/25/88)	13
5. Maurita Reid	vs. Maryland (1/10/07)	12
Renee Taylor	at Houston (12/16/06)	12
Yalonda McCormick	vs. Georgetown (1/14/04)	12
Desma Thomas	vs. Connecticut (2/26/97)	12
Desma Thomas	vs. St. John's (12/4/096)	12
Desma Thomas	vs. Houston (11/28/95)	12
Shelia James	vs. Notre Dame (1/2/02)	12

SINGLE-GAME THREE-POINT FG PCT. (4 attempts minimum)

Name	Opponent (date)	3FG	3FGA	Pct
1. Maria Rivera	vs. Bethune Cookman (12/1/87)	4	4	1.000
2. Maurita Reid	at Virginia Tech (1/25/07)	5	6	.833
Renee Taylor	vs. NC State (1/26/06)	5	6	.833
Melissa Knight	vs. Clemson (1/12/06)	5	6	.833
Renee Taylor	vs. UCF (12/20/05)	5	6	.833
6. Maurita Reid	at Santa Clara (11/15/06)	4	5	.800
Melissa Knight	vs. FIU (3/18/06)	4	5	.800
Tamara James	vs. Mississippi (12/29/05)	4	5	.800
Tamara James	vs. N.C. A&T (12/28/05)	4	5	.800
Maria Rivera	vs. Arizona (1/27/88)	4	5	.800



Renee Taylor



Maurita Reid

This is Miami Women's Basketball

Individual Game Records

FREE THROWS

SINGLE-GAME FREE THROWS MADE

Name	Opponent (date)	FT
1. Desma Thomas	vs. St. John's (2/3/96)	18
2. Desma Thomas	vs. Georgetown (2/25/97)	16
3. Frances Savage	vs. Purdue (11/25/90)	15
Maria Rivera	vs. Central Florida (1/20/88)	15
Maria Rivera	vs. Florida A&M (1/11/88)	15
6. Tamara James	vs. FIU (3/18/06)	14
7. Tamara James	vs. Duke (2/29/06)	13
8. Tamara James	vs. Rutgers (3/9/03)	12
Octavia Blue	vs. Providence (2/20/98)	12
Jeannie Hebert	vs. Fla. International (2/23/90)	12
Frances Savage	vs. Fla. International (2/24/89)	12

SINGLE-GAME FREE THROW ATTEMPTS

Name	Opponent (date)	FTA
1. Desma Thomas	vs. St. John's (2/3/96)	22
2. Frances Savage	vs. Purdue (11/25/90)	20
3. Desma Thomas	vs. Georgetown (2/25/97)	19
Maria Rivera	vs. Central Florida (1/20/88)	19
Maria Rivera	vs. Florida A&M (1/11/88)	19
6. Frances Savage	vs. Providence (3/8/92)	17
7. Tamara James	vs. FIU (3/18/06)	16
8. Five different times a player has recorded		15

SINGLE-GAME FREE THROW PERCENTAGE (8 attempts minimum)

Name	Opponent (date)	3FG	3FGA	Pct
1. Tamara James	vs. Fairleigh Dickinson (12/2/05)	11	11	1.000
Frances Savage	vs. Pittsburgh (1/11/92)	11	11	1.000
Frances Savage	vs. Rutgers (12/8/91)	11	11	1.000
Renee Taylor	vs. Virginia (1/22/06)	10	10	1.000
Kym Hope	vs. Boston College (1/16/99)	10	10	1.000
Jeannie Hebert	vs. Boston College (1/3/92)	10	10	1.000
Maria Rivera	vs. Boston College (1/3/92)	10	10	1.000
Renee Taylor	at Houston (12/19/06)	9	9	1.000
Renee Taylor	at St. Mary's (11/17/06)	9	9	1.000
Octavia Blue	vs. Georgetown (1/31/98)	9	9	1.000
Fallon Phanord	vs. North Carolina (3/5/05)	8	8	1.000
Jennifer Jordan	vs. Syracuse (1/18/95)	8	8	1.000
Vicki Plowden	vs. Boston College (2/16/93)	8	8	1.000
Jeannie Hebert	vs. North Carolina (3/21/92)	8	8	1.000
Lisa Jones	vs. Boston College (1/11/90)	8	8	1.000
Hope Butler	vs. Old Dominion (1/9/88)	8	8	1.000
Maria Rivera	vs. Dartmouth (12/20/84)	8	8	1.000

ASSISTS

SINGLE-GAME ASSISTS

Name	Opponent (date)	Ast
1. Robin Harmony	vs. Fla. International (12/4/82)	14
2. Gina Graziani	vs. Providence (12/6/97)	13
Gina Graziani	vs. West Virginia (1/22/97)	13
Jeannie Hebert	vs. Syracuse (12/27/90)	13
5. 10 different times a player has recorded		12

REBOUNDS

SINGLE-GAME REBOUNDS

Name	Opponent (date)	Reb
1. Cordelia Fulmore	vs. Georgia State (2/24/84)	25
2. Donna Mapp	vs. Stetson (2/5/83)	24
3. Sylvia Wilson	vs. South Florida (2/20/80)	22
4. Tamara James	vs. South Florida (11/22/01)	21
5. Frances Savage	vs. Florida State (12/11/80)	20
Cordelia Fulmore	vs. Florida Memorial (2/14/84)	20
Sylvia Wilson	vs. Central Florida (2/6/81)	20
Sylvia Wilson	vs. Miami-Dade South (2/3/81)	20
9. Nine different times a player has recorded		19

STEALS


SINGLE-GAME STEALS

Name	Opponent (date)	Stls
1. Maurita Reid	vs. Wake Forest (2/8/07)	10
Maria Rivera	vs. Minnesota (12/22/86)	10
Pat Bentoski	vs. Stetson (2/3/80)	10
4. Maria Rivera	vs. Stetson (1/21/87)	9
Cordelia Fulmore	vs. Purdue (12/31/84)	9
Robin Harmony	vs. South Florida (1/16/82)	9
Dottie Richardson	vs. Broward (2/13/81)	9
Loretta Harvey	vs. South Florida (1/9/81)	9
Debra Jackson	vs. Florida Southern (1/18/80)	9
10. 11 different times a player has recorded		8

BLOCKED SHOTS

SINGLE-GAME BLOCKED SHOTS

Name	Opponent (date)	Blks
1. Joani Bowles	vs. South Florida (1/20/84)	7
Sylvia Wilson	vs. Oral Roberts (12/17/79)	7
3. Nine different times a player has recorded		6



Sylvia Wilson



Kym Hope

This is Miami Women's Basketball

1,000 Point Club



TAMARA JAMES
2002-06

Tamara James (2002-06) — 2,406

YR	GP-GS	FG-FGA	PCT	3P-3PA	PCT	FT-FTA	PCT	REB-AVG	A	BS	S	PTS-AVG
2002-03	31-31	238-461	.516	19-58	.328	155-204	.760	244-7.9	49	14	56	650-21.0
2003-04	28-26	170-340	.500	39-103	.379	85-111	.766	129-4.6	72	18	55	464-16.6
2004-05	29-29	242-504	.480	19-119	.328	124-161	.770	199-6.9	57	13	75	647-22.3
2005-06	30-30	218-449	.486	53-137	.387	156-188	.830	233-7.8	70	11	93	645-21.5
Total	118-116	868-1754	.495	150-417	.360	520-664	.783	805-6.8	248	56	279	2406-20.4



MARIA RIVERA
1984-88

Maria Rivera (1984-88) — 2,358

YR	GP-GS	FG-FGA	PCT	3P-3PA	PCT	FT-FTA	PCT	REB-AVG	A	BS	S	PTS-AVG
1984-85	28-28	202-380	.531	—	—	120-156	.769	93-3.3	149	4	100	524-18.7
1985-86	27-27	230-533	.432	—	—	119-163	.730	118-4.4	89	2	77	579-21.4
1986-87	30-30	251-545	.461	—	—	125-158	.791	97-3.2	141	3	106	627-20.9
1987-88	27-27	209-473	.442	66-177	.373	144-174	.828	102-3.8	108	3	99	628-23.3
Total	112-112	892-1931	.462	66-177	.373	508-651	.780	410-3.7	487	12	382	2358-21.1

Frances Savage (1988-92) — 2,184

YR	GP-GS	FG-FGA	PCT	3P-3PA	PCT	FT-FTA	PCT	REB-AVG	A	BS	S	PTS-AVG
1988-89	29-29	256-467	.548	6-23	.261	131-166	.789	268-9.2	66	17	56	649-22.4
1989-90	31-31	284-526	.540	18-43	.419	147-187	.786	293-9.5	76	17	71	733-23.6
1990-91	2-2	19-43	.442	0-2	.000	22-28	.786	20-10.0	7	0	4	60-30.0
1991-92	32-32	271-557	.487	19-46	.413	181-222	.815	339-10.6	77	10	71	742-23.2
Total	94-94	830-1593	.521	43-114	.377	481-603	.798	920-9.8	226	44	202	2184-23.2

Jeannie Hebert (1988-92) — 1,766

YR	GP-GS	FG-FGA	PCT	3P-3PA	PCT	FT-FTA	PCT	REB-AVG	A	BS	S	PTS-AVG
1988-89	29-29	147-367	.401	3-35	.086	104-159	.654	92-3.2	147	10	44	401-13.8
1989-90	30-30	145-340	.426	3-9	.333	117-153	.765	72-2.4	137	12	49	410-13.7
1990-91	28-28	179-406	.441	14-42	.333	100-132	.758	109-3.9	189	6	71	472-16.9
1991-92	32-32	181-379	.478	5-16	.313	116-139	.835	70-2.2	221	7	73	483-15.1
Total	119-119	652-1492	.437	25-102	.245	437-583	.750	343-2.9	694	35	237	1766-14.8



FRANCES SAVAGE
1988-92

Octavia Blue (1994-98) — 1,724

YR	G-GS	FG-FGA	Pct	3P-3PA	Pct	FT-FTA	Pct	REB-Avg	A	BS	S	Pts-Avg
1997-98	29-29	205-448	.458	24-53	.453	122-169	.722	164-5.7	23	8	35	556-19.2
1996-97	29-28	161-382	.421	0-1	.000	66-102	.647	162-5.6	15	5	37	388-13.4
1995-96	27-27	178-365	.488	0-0	.000	76-134	.567	174-6.4	26	5	35	432-16.0
1994-95	24-23	127-329	.386	0-2	.000	94-144	.653	172-7.2	14	20	32	348-14.5
Total	109-107	671-1524	.440	24-56	.429	358-549	.652	672-6.2	78	38	139	1724-15.8

Sylvia Wilson (1979-82) — 1,713

YR	GP-GS	FG-FGA	PCT	3P-3PA	PCT	FT-FTA	PCT	REB-AVG	A	BS	S	PTS-AVG
1979-80	33-30	232-438	.530	—	—	56-103	.544	344-10.4	24	80	56	520-15.8
1980-81	38-37	268-568	.472	—	—	134-222	.604	449-11.8	17	61	53	670-17.6
1981-82	28-27	221-503	.439	—	—	81-131	.618	322-11.5	21	57	45	523-18.7
Total	99-94	721-1509	.478	—	—	271-456	.594	1115-11.3	62	198	154	1713-17.3

Chanivia Broussard (2000-04) — 1,482

YR	GP-GS	FG-FGA	PCT	3P-3PA	PCT	FT-FTA	PCT	REB-AVG	A	BS	S	PTS-AVG
2000-01	27-22	158-369	.428	4-15	.267	36-74	.486	152-25.6	22	32	46	356-13.2
2001-02	29-20	173-407	.425	13-51	.255	54-85	.635	124-4.3	27	35	57	413-14.2
2002-03	29-5	115-263	.437	8-31	.258	35-69	.507	126-4.3	31	32	35	273-9.4
2003-04	29-28	175-359	.487	3-15	.200	87-127	.685	181-6.2	48	33	64	440-15.2
Total	114-75	621-1398	.444	28-112	.250	212-355	.597	583-5.1	128	132	202	1482-13.0



JEANNIE HEBERT
1988-92

This is Miami Women's Basketball

1,000 Point Club



VICKI PLOWDEN
1990-93

Kym Hope (1995-99) — 1,462


YR	GP-GS	FG-FGA	PCT	3P-3PA	PCT	FT-FTA	PCT	REB-AVG	A	BS	S	PTS-AVG
1995-96	26-0	28-68	.412	0-0	.000	28-52	.538	95-3.7	11	16	17	84-3.2
1996-97	29-29	143-265	.540	0-2	.000	81-117	.692	234-8.1	33	53	45	367-12.7
1997-98	29-29	191-358	.534	1-1	1.000	128-166	.771	306-10.6	53	33	56	511-17.6
1998-99	29-29	184-348	.529	0-3	.000	132-163	.810	253-8.7	52	62	54	500-17.2
Total	113-87	546-1039	.526	0-3	.000	369-498	.741	888-7.9	149	164	172	1462-12.9

Vicki Plowden (1990-93) — 1,404

YR	GP-GS	FG-FGA	PCT	3P-3PA	PCT	FT-FTA	PCT	REB-AVG	A	BS	S	PTS-AVG
1990-91	28-27	194-360	.539	0-0	.000	67-108	.620	281-10.0	18	27	53	455-16.3
1991-92	32-32	194-377	.515	1-2	.500	87-144	.604	265-8.3	17	41	35	476-14.9
1992-93	31-31	191-418	.457	2-5	.400	89-143	.622	311-10.0	44	40	64	473-15.3
Total	91-90	579-1155	.501	3-7	.429	243-395	.615	857-9.4	79	108	152	1404-15.4

Robin Harmony (1980-84) — 1,308

YR	GP-GS	FG-FGA	PCT	3P-3PA	PCT	FT-FTA	PCT	REB-AVG	A	BS	S	PTS-AVG
1980-81	38-31	159-404	.394	—	—	48-76	.632	174-4.6	139	16	100	366-9.6
1981-82	29-29	133-325	.409	—	—	29-44	.659	193-6.7	127	13	56	295-10.2
1982-83	27-27	120-264	.455	—	—	35-57	.614	218-8.1	67	11	60	275-10.2
1983-84	31-31	163-385	.423	—	—	46-70	.657	175-5.6	115	18	98	372-12.0
Total	125-118	575-1378	.417	—	—	158-247	.640	760-6.1	448	58	314	1308-10.5



RENEE TAYLOR
2005-07



DESMA THOMAS
1992-94; 1995-97

Desma Thomas (1992-97) — 1,284

YR	G-GS	FG-FGA	Pct	3P-3PA	Pct	FT-FA	Pct	REB-Avg	A	BS	S	Pts-Avg
1992-93	30-6	36-107	.336	0-4	.000	36-65	.554	87-2.9	13	8	20	108-3.6
1993-94	25-24	110-351	.313	25-88	.288	106-156	.679	195-7.8	47	20	37	351-14.0
1994-95	DNP											
1995-96	27-27	120-339	.354	46-155	.297	92-134	.687	134-5.0	72	21	60	378-14.0
1996-97	29-29	135-355	.380	81-216	.375	96-120	.800	136-4.7	64	9	60	447-15.4
Total	111-86	401-1152	.348	152-463	.328	330-475	.695	552-5.0	196	58	177	1284-11.6

Wendy Foote (1974-78) — 1,174

YR	GP-GS	FG-FGA	PCT	3P-3PA	PCT	FT-FTA	PCT	REB-AVG	A	BS	S	PTS-AVG
1974-75	13	102	—	—	—	36-72	.500	—	—	—	—	240-18.5
1975-76	15	103	—	—	—	30-59	.508	—	—	—	—	236-15.7
1976-77	18	115	—	—	—	45-68	.662	—	—	—	—	295-16.4
1977-78	16	160	—	—	—	83-119	.697	—	—	—	—	403-25.2
Total	62	480	—	—	—	194-318	.610	—	—	—	—	1174-18.9

Hope Butler (1984-88) — 1,157


YR	GP-GS	FG-FGA	PCT	3P-3PA	PCT	FT-FTA	PCT	REB-AVG	A	BS	S	PTS-AVG
1984-85	17-0	19-40	.475	—	—	22-35	.629	64-3.8	9	1	14	60-3.5
1985-86	27-24	106-227	.467	—	—	27-48	.563	148-5.5	30	4	43	239-8.9
1986-87	30-30	211-421	.501	—	—	77-125	.616	266-8.9	36	2	82	499-16.6
1987-88	27-25	145-273	.531	0-1	.000	69-98	.704	216-8.0	49	2	51	359-13.3
Total	101-79	481-961	.501	0-1	.000	195-306	.637	694-6.9	124	9	190	1157-11.5

Cordelia Fulmore (1983-85) — 1,142

YR	GP-GS	FG-FGA	PCT	3P-3PA	PCT	FT-FTA	PCT	REB-AVG	A	BS	S	PTS-AVG
1983-84	31-31	258-479	.539	—	—	90-141	.638	359-11.6	46	17	88	606-19.5
1984-85	28-28	228-417	.548	—	—	80-123	.650	250-8.9	73	25	100	536-19.1
Total	59-59	486-896	.542	—	—	170-264	.644	609-10.3	119	42	188	1,142-19.4

This is Miami Women's Basketball

1,000 Point Club



Yolonda McCormick
2001-05



Wendy Foote
2001-06



ROBIN HARMONY
1980-84



OCTAVIA BLUE
1994-98

Yolonda McCormick (2001-05) — 1,072

Year	GP-GS	FG-FGA	PCT	3P-3PA	PCT	FT-FTA	PCT	REB-AVG	A	BS	S	PTS-AVG
2001-02	17-0	21-72	.292	1-9	.111	7-11	.636	22-1.3	30	0	9	50-2.9
2002-03	31-31	125-300	.417	17-52	.327	49-69	.710	98-3.2	185	7	100	316-10.2
2003-04	29-29	126-333	.378	52-145	.359	50-65	.769	114-3.9	157	11	93	354-12.2
2004-05	28-27	139-369	.377	40-136	.294	34-53	.642	117-4.2	167	7	78	352-12.6
Total	105-87	411-1074	.383	110-342	.322	140-198	.707	351-3.3	539	25	280	1,072-10.2

Jennifer Jordan (1994-99) — 1,050

YR	GP-GS	FG-FGA	PCT	3P-3PA	PCT	FT-FTA	PCT	REB-AVG	A	BS	S	PTS-AVG
1994-95	26-7	51-113	.451	0-0	.000	69-99	.697	122-4.7	6	3	26	171-6.6
1995-96	26-23	110-195	.564	0-0	.000	84-126	.667	173-6.7	13	7	34	304-11.7
1996-97	DNP											
1997-98	28-4	65-131	.496	0-0	.000	55-83	.663	85-3.0	7	1	18	185-6.6
1998-99	29-29	139-283	.491	0-0	.000	112-157	.713	200-6.9	15	6	31	390-13.4
Total	109-63	365-722	.506	0-0	.000	320-465	.688	580-5.3	41	17	109	1050-9.6

Cassandra Wimes (1994-99) — 1,034

YR	GP-GS	FG-FGA	PCT	3P-3PA	PCT	FT-FTA	PCT	REB-AVG	A	BS	S	PTS-AVG
1994-95	26-7	51-113	.451	0-0	.000	69-99	.697	122-4.7	6	3	26	171-6.6
1995-96	26-23	110-195	.564	0-0	.000	84-126	.667	173-6.7	13	7	34	304-11.7
1996-97	DNP											
1997-98	24-13	82-202	.406	21-62	.339	37-47	.787	67-2.8	23	5	36	222-9.3
1998-99	29-29	128-336	.381	23-80	.288	58-82	.707	106-3.7	51	8	47	337-11.6
Total	105-72	371-846	.439	44-142	.310	248-354	.701	468-4.5	93	23	143	1034-9.8

Meghan Saake (1999-03) — 1,030

YR	GP-GS	FG-FGA	PCT	3P-3PA	PCT	FT-FTA	PCT	REB-AVG	A	BS	S	PTS-AVG
1999-00	29-29	85-250	.340	2-19	.105	22-55	.400	115-4.0	71	18	49	194-6.7
2000-01	27-27	62-186	.343	5-28	.179	44-70	.618	120-4.5	99	16	74	173-6.6
2001-02	31-31	139-348	.401	30-94	.322	38-50	.760	152-4.9	125	25	121	346-11.2
2002-03	31-31	118-299	.395	30-94	.319	51-67	.761	120-3.9	108	36	114	317-10.2
Total	118-118	404-1083	.373	67-243	.275	160-242	.661	507-4.3	403	95	358	1030-8.7

Renee Taylor (2005-07) — 1,025

YR	GP-GS	FG-FGA	PCT	3P-3PA	PCT	FT-FTA	PCT	REB-AVG	A	BS	S	PTS-AVG
2005-06	30-29	153-387	.298	49-150	.327	112-134	.836	77-2.6	115	0	71	467-15.6
2006-07	30-29	180-468	.385	69-227	.304	129-153	.843	79-2.6	63	1	63	558-18.6
Total	60-58	333-852	.391	118-377	.313	241-287	.840	156-2.6	178	1	134	1025-17.1

This is Miami Women's Basketball

All-Time Results

1972-73

Record: 2-6 (1-1 H, 1-3 A, 0-2 N)

Head Coach: Barry Schimer

Date	W/L	Opponent	Score
J9	L	MIAMI-DADE NORTH	37-21
J12	W	at Broward Central	36-26
F8	L	at Miami-Dade South	56-26
F13	W	BROWARD CENTRAL	41-25
F15	L	at Barry College	51-45
F22	L	at Miami-Dade North	47-36
F26	L	vs. Florida Tech*	38-31
F27	L	vs. Florida A&M*	55-47

* - FAIAW State Championship Tournament (Miami, Fla.)

1973-74

Record: 6-3 (2-0 H, 4-1 A, 0-2 N)

Head Coach: Barry Schimer

Date	W/L	Opponent	Score
J30	W	at Broward Central	43-27
F1	W	at Barry College	44-41
F12	W	at Miami-Dade South	48-47
F13	W	at Miami-Dade North	29-23
F18	L	at Miami-Dade North	38-36
F19	W	BARRY COLLEGE	41-33
F21	W	BROWARD CENTRAL	44-28
F26	L	vs. Flagler*	74-38
F27	L	vs. Florida Tech*	41-36

* FAIAW State Championship Tournament (Miami, Fla.)

1974-75

Record: 8-6 (3-0 H, 3-2 A, 2-4 N)

Head Coach: Barry Schimer

Date	W/L	Opponent	Score
NA	W	at Mia.-Dade Downtown	65-21
NA	W	MIA-DADE DOWNTOWN	58-26
NA	L	at Flagler^	62-49
NA	L	vs. Florida^	58-45
NA	L	vs. Miami-Dade North^	65-49
NA	W	MIAMI-DADE NORTH	44-38

NA	W	at Broward Central	49-19
NA	W	BROWARD CENTRAL	61-26
NA	W	at Miami-Dade South	60-52
NA	L	at Miami-Dade North	54-46
NA	L	vs. Florida*	67-32
NA	W	vs. Florida A&M*	59-38
NA	W	vs. Florida Tech*	53-32
NA	L	vs. Florida State*	59-45

^ Flagler Invitational (St. Augustine, Fla.)

* FAIAW State Championship Tournament (Lake City, Fla.)

1975-76

Record: 7-13 (3-4 H, 2-4 A, 2-5 N)

Head Coach: Shula Feuer

Date	W/L	Opponent	Score
J3	L	MARYMACK (MO)	63-53
J14	W	HOMESTEAD AFB	100-20
J17	L	FLORIDA TECH	60-57
J20	L	at Miami-Dade South	49-40
J22	W	at Mia-Dade Downtown	74-54
J27	L	MIAMI-DADE NORTH	80-58
J29	W	FLA INTERNATIONAL	56-38
F2	L	at Broward Central	69-65
F3	W	MIA-DADE DOWNTOWN	71-38
F6	W	vs. South Florida^	59-52
F7	L	vs. Miami-Dade South^	62-60
F7	W	vs. Florida Tech^	60-55
F9	L	at Florida	103-53
F11	L	at Miami-Dade North	64-49
F17	L	FLA INTERNATIONAL	57-50
F20	L	vs. Florida&	83-41
F21	L	vs. Broward Central&	91-65
F23	W	at Homestead AFB	63-50
F26	L	vs. Fla International*	59-57
F27	L	vs. South Florida*	71-46

^ Flager Invitational (St. Augustine, Fla.)

& Miami-Dade North CC Invitational (Miami, Fla.)

* FAIAW State Championship Tournament (Lake City, Fla.)

1976-77

Record: 9-11 (8-3 H, 1-6 A, 0-2 N)

Head Coach: Shula Feuer

Date	W/L	Opponent	Score
J9	W	MANHATTANVILLE	48-46
J13	W	at Mia-Dade Downtown	75-56
J24	L	at Miami-Dade North	106-69
J26	W	MIAMI-DADE SOUTH	42-39
J28	L	at South Florida	59-46

J29	L	at Tampa	50-45
F1	L	at Fla International	57-49
F4	L	at Broward Central	69-59
F6	W	STETSON	74-59
F7	L	at Miami-Dade South	56-50
F8	L	FLORIDA	75-28
F10	W	MIA-DADE DOWNTOWN	67-45
F14	W	FLA INTERNATIONAL	73-65
F16	W	BROWARD CENTRAL	75-64
F18	L	vs. Broward Central&	72-65
F19	L	vs. Fla International&	52-48
F22	W	MIAMI-DADE NORTH	75-68
F24	W	FLA INTERNATIONAL*	64-51
F25	L	FLORIDA*	73-41
F26	L	FLA INTERNATIONAL*	66-58

& Miami-Dade North CC Invitational (Miami, Fla.)

* FAIAW State Championship Tournament (Coral Gables, Fla.)

1977-78

Record: 8-8 (3-2 H, 3-3 A, 2-3 N)

Head Coach: Isabella Hutchinson

Date	W/L	Opponent	Score
J16	W	at Mia-Dade New World	63-57
J20	W	MIAMI-DADE SOUTH	73-69
J23	W	FLA INTERNATIONAL	71-42
J25	W	at Miami-Dade North	88-34
J27	L	SOUTH FLORIDA	71-65
J28	L	at Florida	84-47
F1	L	at Broward Central	59-47
F7	L	at Miami-Dade South	53-46
F8	W	at Fla International	54-50
F13	W	MIA-DADE NEW WORLD	67-41
F17	W	vs. Mia-Dade New World&	54-41
F18	W	vs. Fla International&	50-43
F18	L	vs. Mia-Dade South&	69-59
F21	L	BROWARD CENTRAL	70-62
F23	L	vs. Florida*	76-55
F24	L	vs. Florida State*	66-56

& Miami-Dade North CC Invitational (Miami, Fla.)

* FAIAW State Championship Tournament (Tampa, Fla.)

1978-79

Record: 10-13 (5-3 H, 4-5 A, 1-5 N)

Head Coach: Lin Dunn

Date	W/L	Opponent	Score
NA	L	at Broward Central	77-61
NA	L	at Florida State	79-53
NA	L	at Florida A&M	67-37
NA	W	MIA-DADE NEW WORLD	52-35
NA	W	at Tampa	56-49
NA	L	at South Florida	72-33
NA	W	MIAMI-DADE NORTH	74-42
NA	L	vs. Central Florida^	69-51
NA	L	vs. Stetson^	66-57
NA	L	BROWARD CENTRAL	93-82
NA	W	MIAMI-DADE SOUTH	66-60
NA	L	FLORIDA STATE	74-64
NA	W	FLA INTERNATIONAL	74-44
NA	L	FLORIDA A&M	90-58
NA	L	at Stetson	60-44
NA	W	FLA INTERNATIONAL	86-58
NA	W	at Miami-Dade North	97-61
NA	L	vs. Broward Central&	81-58
NA	W	vs. Mia-Dade New World&	79-54
NA	W	at Miami-Dade North&	86-44
NA	W	at Mia-Dade New World	81-63
NA	L	vs. Florida State*	73-57
NA	L	vs. South Florida*	85-45

^ Flagler Invitational (St. Augustine, Fla.)

& Miami-Dade North CC Invitational (Miami, Fla.)

* FAIAW State Championship Tournament (Orlando, Fla.)

This is Miami Women's Basketball

All-Time Results

1979-80

Record: 18-16 (9-7 H, 7-6 A, 2-3 N)

Head Coach: Lin Dunn

Date	W/L	Opponent	Score
N28	W	at Broward Central	101-38
D1	W	MIAMI-DADE NORTH	77-56
D8	W	at Miami-Dade North	90-66
D10	W	at Mia-Dade New World	98-35
D11	W	MIAMI-DADE SOUTH	84-71
D14	L	FLORIDA STATE	82-64
D17	L	ORAL ROBERTS	68-58
D31	L	KANSAS	101-62
J1	L	LAMAR	78-56
J2	L	EDINBORO STATE	70-62
J4	L	ALABAMA	73-61
J6	W	UPPER IOWA	70-39
J7	W	WEST POINT	73-62
J10	W	MIA-DADE NEW WORLD	89-54
J12	L	FLORIDA	80-71
J15	W	FLA INTERNATIONAL	98-41
J18	L	at Florida Southern	71-69
J19	W	at South Florida	84-72
J22	L	at Florida State	93-74
J26	L	vs. South Florida^	81-76
J27	W	at Flagler^	74-73
F2	W	SOUTH FLORIDA	72-55
F5	W	FLA INTERNATIONAL	83-35
F8	L	at Stetson	72-50
F9	L	at Central Florida	57-56
F12	W	BROWARD CENTRAL	104-35
F14	W	vs. Mia-Dade New World&	85-19
F15	W	at Miami-Dade North&	55-52
F16	W	vs. Flagler&	64-62
F18	L	at Florida	77-66
F20	L	vs. Florida*	81-66
F21	W	at South Florida*	84-77
F22	L	vs. Florida State*	72-61
F28	L	at Miami-Dade South	60-57

^ Flagler Invitational (St. Augustine, Fla.)

& Miami-Dade North CC Invitational (Miami, Fla.)

* FAIAW State Championship Tournament (Tampa, Fla.)

1980-81

Record: 24-15 (17-6 H, 4-7 A, 3-2 N)

Head Coach: Lin Dunn

Date	W/L	Opponent	Score
N17	W	BROWARD CENTRAL	87-49
N21	L	at UAB^	79-63
N22	L	vs. South Alabama^	74-51
N24	W	SOUTH FLORIDA	78-60
D2	W	MIAMI-DADE SOUTH	75-51
D6	L	at Florida State	87-73
D7	L	at Florida A&M	72-50
D10	W	MIA-DADE NEW WORLD	82-55
D15	W	GEORGIA TECH	86-80
D28	W	WEST VIRGINIA\$ (OT)	89-87
D29	L	JACKSON STATES\$	71-45
D30	W	MIDDLE TENNESSEE\$	80-74
J1	W	WEST KENTUCKY%	76-65
J2	L	DRAKE%	101-63
J4	L	ST. JOSEPH%	73-52
J5	L	AUBURN	78-72
J9	W	at South Florida	59-41
J10	L	at Florida	84-55
J16	L	at North Carolina State	97-50
J17	L	vs. North Carolina+	75-61
J20	W	B-CC (forfeit)	2-0
J22	W	MIAMI-DADE NORTH	80-60
J23	L	UAB	83-71
J27	W	FLA INTERNATIONAL	109-56
J31	L	FLORIDA STATE	62-55
F3	L	at Miami-Dade South	63-60
F6	W	CENTRAL FLORIDA	86-75
F7	W	FLORIDA	75-64
F10	W	at Mia-Dade New World	72-57
F13	W	at Broward Central	69-50
F14	W	STETSON	70-58
F15	W	DAYTON	62-58
F20	W	FLORIDA A&M	79-47
F21	W	FLA INTERNATIONAL	84-56
F23	W	at Miami-Dade North	58-48
F26	W	vs. South Florida#	69-47
F27	W	vs. Florida State#	79-70
F28	W	vs. Florida#	65-59
M5	L	at Southern Miss@	80-75

^ UAB Invitational (Birmingham, Ala.)

\$ Hurricane Christmas Classic (Coral Gables, Fla.)

% Hurricane New Year's Classic (Coral Gables, Fla.)

+ at North Carolina State (Raleigh, N.C.)

FAIAW State Championship Tournament (Daytona Beach, Fla.)

@ AIAW Region III Championships (Hattiesburg, Miss.)

1981-82

Record: 19-10 (11-3 H, 5-4 A, 3-3 N)

Head Coach: Lin Dunn

Date	W/L	Opponent	Score
N23	W	SOUTH FLORIDA	87-52
N27	W	at Florida Memorial	75-47
D5	W	FLORIDA	87-85
D12	L	FLORIDA STATE	77-74
D15	W	vs. Central Florida#	66-63
D17	W	vs. Carson Newman#	88-73
D19	L	vs. Clemson#	74-59
D29	L	GEORGIA STATES\$	63-60
D30	W	MERCER\$	68-67
J2	W	EAST CAROLINA^	60-56
J4	W	AUSTIN PEAY^	74-52
J5	L	EAST TENNESSEE^	70-44
J9	W	HOUSTON	64-47
J11	W	at Fla International	78-59
J15	W	at Stetson	95-65
J16	W	at South Florida	60-48
J20	L	at Florida	80-73
J26	W	FLA INTERNATIONAL	69-66
J28	W	FLORIDA MEMORIAL	100-54
J30	W	TAMPA	81-33
F1	W	FLORIDA A&M	66-62
F6	W	STETSON	75-67
F13	L	at Florida State	66-52
F15	L	at Florida A&M	69-64
F20	L	at Georgia	91-51
F22	W	at Georgia State	72-66
M4	W	vs. Stetson&	75-60
M5	L	vs. Florida State&	84-80
M7	L	vs. Delta State*	81-66

South Florida Invitational (Tampa, Fla.)

\$ Hurricane Christmas Classic (Coral Gables, Fla.)

^ Hurricane New Year's Classic (Coral Gables, Fla.)

& FAIAW State Championship Tournament (Daytona Beach, Fla.)

* AIAW Region III Championships (Tallahassee, Fla.)

1982-83

Record: 14-13 (8-5 H, 3-6 A, 3-2 N)

Head Coach: Lin Dunn

Date	W/L	Opponent	Score
N19	W	FLORIDA MEMORIAL	88-40
D4	L	at Fla International	89-73
D11	W	at South Florida	75-63
D14	W	LAWRENCE	74-34
D15	L	vs. Tennessee-Martin@	85-81
D17	L	vs. Ohio State#	91-63
D18	W	vs. Tampa#	77-68
D19	L	vs. Georgia State#	83-69
D28	L	FAIRFIELD\$	76-71
D30	L	NEBRASKA\$	76-74
D31	W	PITTSBURGH\$ (2OT)	79-75
J2	W	MILLIKIN%	66-62
J3	W	ROBERT MORRIS%	56-45
J4	W	WESTERN ILLINOIS%	80-63
J7	W	vs. Georgia State^	71-66
J8	W	vs. Wake Forest^	81-65
J14	W	at Stetson	77-64
J17	W	at Florida Memorial	89-71
J22	L	at Florida A&M	65-58
J24	L	at Central Florida	70-60
J28	W	RICE	87-57
F5	W	STETSON	83-61
F12	L	at South Florida	64-63
F14	L	at Florida	78-64
F18	L	FLORIDA A&M (OT)	80-78
F28	L	SOUTH CAROLINA	66-56
M2	L	FLA INTERNATIONAL	63-53

@ at Stetson (DeLand, Fla.)

South Florida Invitational (Tampa, Fla.)

\$ Hurricane Christmas Classic (Coral Gables, Fla.)

% Hurricane New Year's Classic (Coral Gables, Fla.)

^ Stetson Hatter Classic (DeLand, Fla.)

1983-84

Record: 19-12 (11-3 H, 6-5 A, 2-4 N)

Head Coach: Lin Dunn

Date	W/L	Opponent	Score
N18	W	FLORIDA MEMORIAL	76-56
N25	L	vs. North Carolina#	77-65
N26	L	at North Carolina State	60-54
D2	W	LAMAR	71-62
D3	L	SOUTH CAROLINA STATE	73-69
D7	W	SOUTH FLORIDA	81-64
D11	L	at Florida	78-58

This is Miami Women's Basketball

All-Time Results

D17	W	TAMPA	82-57
D28	L	PROVIDENCE\$	70-60
D29	W	AUGUSTANA\$	77-50
D31	W	TOLEDO\$	88-77
J1	W	NORTH DAKOTA STATES	64-61
J2	W	WEST KENTUCKY\$	65-58
J4	W	MEMPHIS STATES	76-73
J6	W	vs. SW Louisiana%	84-78
J7	W	at Stetson%	89-54
J13	L	at Florida State^	76-64
J14	L	vs. Temple^	87-69
J20	W	at South Florida	88-68
J24	W	FLA INTERNATIONAL	82-64
J28	W	STETSON	79-52
F2	L	at St. John's	79-69
F4	W	at Rutgers	63-58
F6	L	FLORIDA	55-53
F10	W	at Tampa	73-64
F11	W	at Stetson	80-62
F14	W	at Florida Memorial	75-43
F22	L	vs. Idaho*	68-66
F24	L	vs. Georgia State*	88-79
F26	W	vs. Pepperdine*	67-43
M3	L	at Fla International (2 OT)	83-81

at North Carolina State (Raleigh, N.C.)
 \$ Miami Masonic Classic (Coral Gables, Fla.)
 % Stetson Hatter Classic (DeLand, Fla.)
 ^ Florida State Invitational (Tallahassee, Fla.)
 * Alaska Northern Lights Invitational (Anchorage, Alaska)

1984-85

Record: 21-7 (16-1 H, 4-4 A, 1-2 N)

Head Coach: Lin Dunn

Date	W/L	Opponent	Score
N23	L	vs. Arkansas#	79-58
N24	L	vs. Eastern Kentucky#	81-74
N26	W	vs. New Orleans\$	77-57
N27	L	at Memphis State\$	91-74
D7	W	at South Florida	68-62
D15	W	FLORIDA STATE	79-65
D20	W	DARTMOUTH	62-52
D27	W	CLEVELAND STATE%	95-48
D28	W	ST. JOHN'S%	73-59
D30	W	MICHIGAN STATE%	78-68
D31	W	PURDUE%	69-64
J2	W	ST. JOSEPH'S^	68-65
J4	W	MURRAY STATE^	73-62
J5	W	MISSOURI^	82-81
J8	W	FORDHAM	92-73

J11	W	LAMAR	89-54
J14	L	at Florida	85-68
J16	L	LOUISIANA STATE	67-62
J21	W	at Stetson	68-58
J25	W	SOUTH FLORIDA	91-65
F7	L	at Fla International	73-72
F9	W	at Texas A&M	75-62
F11	L	at Houston	83-68
F16	W	STETSON	77-46
F18	W	FLORIDA	68-53
F25	W	at Florida State	74-67
F26	W	EVANSVILLE	61-60
M4	W	FLA INTERNATIONAL	81-73

Sunshine State Classic (Orlando, Fla.)
 \$ Memphis Classic (Memphis, Tenn.)
 % Women's Court Christmas Classic (Coral Gables, Fla.)
 ^ Women's Court New Year's Classic (Coral Gables, Fla.)

1985-86

Record: 9-18 (6-7 H, 1-8 A, 2-3 N)

Head Coach: Lin Dunn

Date	W/L	Opponent	Score
N29	L	vs. Iowa*	83-63
N30	W	vs. Baylor*	64-55
D4	W	CENTRAL FLORIDA	62-61
D6	L	GRAMBLING STATE	81-75
D13	W	vs. Brigham Young#	78-74
D14	L	at Illinois#	73-47
D17	W	MERCER	71-57
D19	L	EAST CAROLINA	58-43
D29	W	SAN DIEGO STATE@	88-51
D30	L	NE LOUISIANA@	88-62
D31	L	MISSISSIPPI@	79-61
J3	L	FAIRFIELD%	71-68
J4	W	DAYTON%	76-62
J5	L	NOTRE DAME%	59-53
J10	L	vs. Louisiana State\$	94-54
J11	L	vs. Rhode Island\$	66-65
J13	L	at Old Dominion	86-64
J15	L	at Florida	79-58
J25	L	at Louisiana Tech	81-40
J27	L	at Auburn	92-46
F8	L	at Kentucky	108-53
F10	L	at Iowa	75-46
F15	W	at South Florida	82-59

F17	L	at #1 Texas	112-43
F24	W	FLORIDA	70-45
M1	W	SOUTH FLORIDA	53-48
M4	L	FLA INTERNATIONAL	81-52

* Louisiana State Classic (Baton Rouge, La.)
 # Illini Classic (Champaign, Ill.)
 @ Orange Bowl/Burger King Invitational (Coral Gables, Fla.)
 % Burger King Classic (Coral Gables, Fla.)
 \$ Lady Pirate Classic (Greenville, N.C.)

1986-87

Record: 15-15 (9-6 H, 3-4 A, 3-5 N)

Head Coach: Lin Dunn

Date	W/L	Opponent	Score
N28	W	vs. Monmouth*	82-73
N29	L	vs. Purdue*	69-68
D4	W	GRAMBLING STATE	67-65
D6	L	KENTUCKY	71-55
D13	L	at Florida	81-73
D15	L	FLORIDA STATE	75-74
D19	L	at Michigan State#	63-52
D20	L	vs. Brigham Young#	82-80
D22	W	MINNESOTA	77-64
D27	L	OHIO STATE@	79-75
D28	W	TEMPLE@	77-70
D29	L	NORTH CAROLINA@	89-71
J2	W	vs. Holy Cross%	83-76
J3	L	vs. Auburn%	98-55
J4	L	vs. Maryland%	84-64
J14	W	MD-EASTERN SHORE	82-61
J17	L	at South Florida	84-62
J21	W	STETSON	77-65
J29	W	at Florida State	80-73
F7	W	at Notre Dame	62-61
F9	L	at Northern Illinois	77-72
F14	W	SOUTH FLORIDA	80-61
F18	L	FLA INTERNATIONAL	78-71
F22	W	FLORIDA	78-66
F27	L	vs. Mississippi State\$	81-67
F28	W	vs. Gonzaga\$	79-52
M1	W	at Alaska-Anchorage\$	71-62
M5	L	LOUISIANA TECH	76-58
M7	W	TULANE	76-72
M9	W	FLORIDA ATLANTIC	59-43

* FIU Thanksgiving Classic (Miami, Fla.)
 # Michigan State Christmas Tournament (East Lansing, Mich.)
 @ Burger King/Orange Bowl Invitational (Coral Gables, Fla.)
 % Miami Burger King Classic (Miami, Fla.)
 \$ Northern Lights Invitational (Anchorage, Alaska)

1987-88

Record: 14-13 (7-6 H, 5-7 A, 2-0 N)

Head Coach: Ken Patrick

Date	W/L	Opponent	Score
N27	W	vs. Howard#	81-58
N28	L	at Minnesota#	76-72
D1	W	BETHUNE COOKMAN	90-55
D12	W	at Florida	69-68
D19	W	FLORIDA	84-75
D21	W	vs. Mercer+	93-62
D28	L	VIRGINIA%	78-69
D29	L	AUBURN%	96-48
D30	L	ILLINOIS%	85-83
J7	L	NOTRE DAME	83-68
J9	L	OLD DOMINION	93-79
J11	W	FLORIDA A&M	104-86
J13	L	at Maine	76-56
J20	W	at Central Florida	93-82
J27	L	at Arizona	78-71
J28	L	at Arizona State	78-74
J31	W	SOUTH FLORIDA	82-71
F4	L	at Florida A&M	89-88
F6	W	NORTHERN ILLINOIS	88-80
F8	W	at Stetson	67-63
F13	W	FLA INTERNATIONAL	69-79
F15	W	FLORIDA ATLANTIC	87-66
F20	L	at Bethune Cookman	80-72
F23	L	at Fla International	79-70
F25	W	CENTRAL FLORIDA	103-87
F29	W	at North Carolina	75-69
M6	W	at South Florida	76-60

Minnesota Dial Classic (Minneapolis, Minn.)
 + at Coral Springs, Fla.)
 % Burger King/Orange Bowl Invitational (Coral Gables, Fla.)

This is Miami Women's Basketball

All-Time Results

1988-89

Record: 21-8 (11-1 H, 7-7 A, 3-0 N)

Head Coach: Ferne Labati

Date	W/L	Opponent	Score
N25	W	vs. SW Missouri State*	90-71
N26	W	vs. Florida State*	96-85
D2	L	at Houston# (OT)	81-76
D3	W	vs. Northwestern St.(La)#	92-89
D6	W	at Bethune Cookman	77-65
D11	W	FLORIDA STATE	88-79
D19	W	FLORIDA A&M	103-64
D29	W	OKLAHOMA\$	69-66
D30	L	SYRACUSE\$	78-62
J4	L	at Purdue	79-65
J8	W	at Detroit	74-61
J9	W	at Toledo	66-52
J11	W	at Louisville	59-58
J14	W	SOUTH FLORIDA	77-74
J16	L	at Florida	75-61
J21	W	at Florida A&M	73-66
J24	W	FLORIDA%	75-67
J28	L	at Rutgers	97-64
J31	W	FLA INTERNATIONAL	83-76
F2	W	at Mercer	75-47
F4	L	at Auburn	73-44
F6	W	BARRY	85-36
F11	W	CENTRAL FLORIDA	94-69
F13	W	STETSON	69-63
F18	W	FLORIDA ATLANTIC	94-77
F22	W	BETHUNE COOKMAN	72-55
F24	W	at Fla International	100-85
M4	L	at South Florida	85-82
M15	L	at Oklahoma State!	93-69

* - Lady Sunshine Tournament (Tallahassee, Fla.)

Lady Cougar Classic (Houston, Texas)

\$ Burger King/Pepsi Classic (Coral Gables, Fla.)

% at Miami Arena (Miami, Fla.)

! NCAA Tournament 1st Round (Stillwater, Okla.)

1989-90

Record: 25-6 (13-1 H, 8-1 A, 4-4 N)

Head Coach: Ferne Labati

Date	W/L	Opponent	Score
N29	W	FLORIDA	76-61
D1	W	NIAGARA\$	88-52
D2	W	ARIZONA\$	85-65
D6	W	at Florida A&M	77-70
D8	W	vs. Temple%	79-73
D9	L	vs. Kentucky%	80-71
D16	W	ILLINOIS-CHICAGO	70-41
D27	W	CLEVELAND STATE*	81-53
D28	W	MICHIGAN*	72-64
D29	L	WASHINGTON*	85-68
J3	W	vs. Dist. of Columbia@	79-47
J4	W	vs. James Madison@	72-53
J5	L	vs. Stephen F. Austin@	69-62
J9	W	at Massachusetts	76-58
J11	W	at Boston University	87-69
J13	W	at Stetson	88-69
J16	W	at Florida	85-73
J18	W	at South Florida	89-72
J22	W	FLORIDA A&M	90-56
J25	W	at Bethune Cookman	76-26
F1	W	FLA INTERNATIONAL	71-64
F5	W	BETHUNE COOKMAN	76-43
F9	W	MISSOURI-KC	70-58
F10	W	CENTRAL FLORIDA	96-74
F17	L	at Florida State	95-66
F19	W	MERCER	84-62
F23	W	at Fla International	94-76
M3	W	SOUTH FLORIDA	72-59
M22	W	vs. Illinois State#	85-83
M23	L	vs. Kentucky#	80-68
M24	L	vs. UNC-Charlotte#	82-80

\$ Hurricane Tip-Off Classic (Coral Gables, Fla.)

% Felpausch/MSU Holiday Classic (East Lansing, Mich.)

* Burger King Classic (Coral Gables, Fla.)

@ FIU Sun and Fun Classic (Miami, Fla.)

National Women's Invitational Tournament (Amarillo, Texas)

1990-91

Record: 20-10 (9-6 H, 5-4 A, 6-0 N)

NSWAC: 9-3 (Tournament Champions)

Head Coach: Ferne Labati

Date	W/L	Opponent	Score
N23	W	at Western Michigan	94-72
N25	L	at Purdue	86-56
D4	W	at Georgia State*	85-60
D8	L	RUTGERS	67-57
D14	W	TEXAS SOUTHERN	73-65
D15	L	TOLEDO	59-58
D19	L	FLORIDA STATE	76-62
D27	W	SYRACUSE#	68-53
D28	L	KANSAS#	76-48
D29	L	MICHIGAN STATE#	79-73
J2	W	vs. Oklahoma State%	74-71
J3	W	vs. Mississippi%	66-64
J4	W	vs. Murray State%	82-60
J9	L	at Missouri-KC	53-44
J12	W	STETSON*	112-74
J17	L	at Florida A&M*	73-65
J19	W	at Georgia Southern*	86-79
J24	W	GEORGIA STATE*	68-49
J26	L	MERCER* (OT)	86-83
J31	W	GEORGIA SOUTHERN*	89-66
F2	W	FLORIDA A&M*	78-71
F5	W	at Fla International*	74-64
F9	W	HOWARD	78-58
F14	L	at Mercer*	80-71
F16	W	PORTLAND STATE	84-63
F20	W	at Stetson*	77-63
M2	W	FLA INTERNATIONAL*	79-54
M7	W	vs. Stetson!	98-77
M8	W	vs. Fla International!	75-55
M9	W	vs. Florida A&M!	73-44

! New South Women's Athletic Conference Tournament

Pepsi/Church's Holiday Classic (Coral Gables, Fla.)

% Florida International Sun and Fun Classic (Miami, Fla.)

* New South Women's Athletic Conference game

1991-92

Record: 30-2 (17-0 H, 11-1 A, 2-1 N)

BIG EAST: 18-0 (Regular Season and Tournament Champions)

Head Coach: Ferne Labati

Date	W/L	Opponent	Score
N23	L	at Florida State (OT)	71-69
D1	W	FLORIDA	95-75
D8	W	at Rutgers	72-53
D13	W	TEXAS SOUTHERN	85-48
D19	W	No. 10 PURDUE	65-63
D22	W	HARVARD	87-62
D28	W	Cleveland State#	91-59
D29	W	Fla International#	78-53
D30	W	Georgia Tech#	78-63
J3	W	at Boston College*	78-59
J5	W	at Seton Hall*	76-54
J8	W	GEORGETOWN*	89-51
J11	W	at Pittsburgh*	73-54
J13	W	at Providence*	87-83
J17	W	No. 22 CONNECTICUT*	70-66
J21	W	SYRACUSE*	74-52
J23	W	at St. John's*	58-57
J26	W	at Villanova*	75-50
F1	W	BOSTON COLLEGE*	79-60
F5	W	SETON HALL*	68-46
F8	W	at Georgetown*	83-76
F11	W	PITTSBURGH*	79-64
F16	W	PROVIDENCE*	95-69
F21	W	at Connecticut*	75-59
F23	W	at Syracuse*	79-66
F26	W	ST. JOHN'S*	85-63
M1	W	VILLANOVA*	84-67
M7	W	vs. Seton Hall&	76-62
M8	W	vs. Providence&	82-70
M9	W	at Connecticut&	56-47
M21	W	NORTH CAROLINA^	86-72
M26	L	vs. Vanderbilt^^	77-67

Pepsi/Church's Holiday Classic (Coral Gables, Fla.)

* BIG EAST Conference game

& BIG EAST Conference Tournament (Storrs, Conn.)

^ NCAA Tournament 2nd Round (Coral Gables, Fla.)

^^ NCAA East Regional Semifinal (Charlottesville, Va.)

This is Miami Women's Basketball

All-Time Results

1992-93

Record: 24-7 (13-3 H, 8-4 A, 2-0 N)
BIG EAST: 15-3 (Regular Season and Tournament Champions)

Head Coach: Ferne Labati

Date	W/L	Opponent	Score
D6	W	FLORIDA ATLANTIC	94-37
D13	W	at Fla International	80-58
D18	W	TEXAS SOUTHERN	98-41
D19	L	FLORIDA STATE	64-61
D28	W	BUCKNELL!	74-54
D29	W	APPALACHIAN STATE!	80-63
D30	L	TEXAS TECH!	(OT) 75-74
J3	L	at Seton Hall*	73-59
J5	W	at Providence*	64-52
J9	W	GEORGETOWN*	62-55
J15	W	at Connecticut*	69-66
J17	W	at Syracuse*	65-53
J21	W	VILLANOVA*	64-53
J24	L	ST. JOHN'S*	65-59
J29	W	at Pittsburgh*	55-50
J31	W	at Boston College*	80-67
F3	W	SYRACUSE*	60-40
F6	W	PROVIDENCE*	85-65
F9	L	at Georgetown*	(3OT) 90-88
F11	L	at Maryland	67-57
F14	W	CONNECTICUT*	69-51
F16	W	BOSTON COLLEGE*	84-55
F20	W	at Villanova*	57-52
F22	W	at St. John's*	84-68
F27	W	SETON HALL*	72-60
M1	W	PITTSBURGH*	77-65
M6	W	vs St. John's#	84-61
M7	W	vs Villanova#	67-49
M8	W	at Providence#	76-55
M17	W	ST. PETER'S^	61-44
M20	L	at Western Kentucky^^	78-63

! Church's Holiday Classic (Coral Gables, Fla.)

* BIG EAST Conference game

BIG EAST Tournament (Providence, R.I.)

^ NCAA Tournament 1st Round (Coral Gables, Fla.)

^^ NCAA Tournament 2nd Round (Bowling Green, Ky.)

1993-94

Record: 10-17 (7-5 H, 2-8 A, 1-4 N)
BIG EAST: 7-11 (6th)
Head Coach: Ferne Labati

Date	W/L	Opponent	Score
N27	L	vs. Wake Forest!	74-65
N28	L	vs. South Carolina!	71-68
D3	W	vs. Dayton%	67-53
D4	L	vs. Rhode Island%	56-54
D11	W	GEORGETOWN*	67-59
D18	W	VALPARAISO	77-59
D28	W	FLORIDA ATLANTIC+	90-69
D30	L	FLA INTERNATIONAL+	75-56
J3	L	at Providence*	78-62
J6	W	VILLANOVA*	64-40
J9	L	at Pittsburgh*	71-66
J13	L	at Seton Hall*	93-50
J15	W	at St. John's*	(OT) 80-72
J19	W	SYRACUSE*	(2 OT) 62-59
J23	L	at Connecticut*	87-46
J25	L	at Boston College*	80-71
J27	L	at Florida	59-50
J30	L	ST. JOHN'S*	68-67
F2	L	PITTSBURGH*	59-53
F6	W	at Villanova*	64-60
F10	L	SETON HALL*	82-46
F13	L	CONNECTICUT*	60-48
F17	L	at Georgetown*	81-60
F20	L	at Syracuse*	58-41
F23	W	PROVIDENCE*	65-63
F26	W	BOSTON COLLEGE*	75-72
M5	L	vs. Pittsburgh#	70-60

! Old Dominion/Dial Classic (Norfolk, Va.)

% Florida State/Dial Classic (Tallahassee, Fla.)

* BIG EAST Conference game

+ Church's Holiday Classic (Coral Gables, Fla.)

BIG EAST Conference Tournament (Storrs, Conn.)

1994-95

Record: 11-16 (6-7 H, 5-7 A, 0-2 N)
BIG EAST: 8-10 (6th)
Head Coach: Ferne Labati

Date	W/L	Opponent	Score
N27	W	FAIRFIELD	81-71
N29	W	at Florida Atlantic	90-81
D2	L	vs. Florida^	84-63
D3	L	vs. South Florida^	74-65
D6	L	at Fla International	77-62
D17	W	LIU-BROOKLYN	74-59
D22	L	at Seton Hall*	72-44
D28	L	GRAMBLING ST.!	98-75
D29	L	AUBURN!	73-43
J2	W	BOSTON COLLEGE*	80-45
J4	L	at Villanova*	64-51
J7	L	at Pittsburgh*	73-61
J11	W	at Georgetown*	72-66
J14	L	ST. JOHN'S*	73-63
J18	W	at Syracuse*	65-54
J21	W	PROVIDENCE*	80-78
J24	L	#1 CONNECTICUT*	92-51
J28	W	at Boston College*	73-67
F1	W	PITTSBURGH*	54-50
F5	L	VILLANOVA*	72-59
F9	L	at #1 Connecticut*	85-48
F11	W	at St. John's*	60-56
F15	L	GEORGETOWN*	65-63
F18	W	SYRACUSE*	67-65
F21	L	SETON HALL*	82-65
F25	L	at Providence*	76-72
M4	L	at Seton Hall\$	66-50

^ Florida Four Challenge (Tallahassee, Fla.)

* BIG EAST Conference game

! Church's Chicken Holiday Classic (Coral Gables, Fla.)

\$ BIG EAST Conference Tournament (South Orange, N.J.)

1995-96

Record: 14-13 (10-6 H, 4-6 A, 0-1 N)
BIG EAST: 9-9 (T-1st)
Head Coach: Ferne Labati

Date	W/L	Opponent	Score
N24	W	MANHATTAN%	74-66
N28	L	at Houston	80-72
D1	W	SOUTH FLORIDA^	73-68
D2	L	FLORIDA^	71-70
D16	W	FLA INTERNATIONAL	77-62
D20	W	SO. ILLINOIS	70-61
D22	W	at Pittsburgh*	72-44
D28	L	DETROIT MERCY!	78-77
D30	W	FLORIDA ATLANTIC!	93-54
J4	L	at Providence*	81-60
J7	L	VILLANOVA*	59-53
J10	L	CONNECTICUT*	79-52
J13	L	at Seton Hall*	69-62
J17	W	RUTGERS*	58-45
J20	L	at Syracuse*	69-60
J22	W	at Boston College*	60-59
J25	W	WEST VIRGINIA*	77-58
J27	L	NOTRE DAME*	67-50
J31	W	PROVIDENCE*	74-73
F3	W	at St. John's*	62-54
F8	W	at West Virginia*	88-69
F10	W	at Villanova*	51-47
F14	L	GEORGETOWN*	71-69
F17	W	SYRACUSE*	84-60
F20	L	Notre Dame*	86-70
F27	W	SETON HALL*	67-60
M2	L	vs. Pittsburgh\$	52-49

% at Miami Arena

^ Florida Four Challenge (Coral Gables, Fla.)

* BIG EAST Conference game

! Church's Chicken Holiday Classic (Coral Gables, Fla.)

\$ BIG EAST Conference Tournament (Storrs, Conn.)

This is Miami Women's Basketball

All-Time Results

1996-97

Record: 15-14 (8-5 H, 5-8 A, 2-1 N)

BIG EAST: 8-10 (7-2nd BE 7)

Head Coach: Ferne Labati

Date	W/L	Opponent	Score
N22	L	vs. Florida#	65-58
N23	W	at South Florida#	58-30
N26	W	FLORIDA ATLANTIC	74-53
D1	L	at Old Dominion	94-55
D4	L	at St. John's*	61-44
D8	L	RUTGERS*	57-44
D14	W	at Fla International	55-49
D19	W	ORAL ROBERTS	69-49
D27	W	BUTLER!	70-55
D29	L	ALABAMA!	73-43
J2	L	BOSTON COLLEGE*	66-48
J6	L	at Pittsburgh*	64-59
J9	L	CONNECTICUT*	69-51
J12	W	at Providence*	60-56
J15	L	Georgetown*	62-55
J19	W	SETON HALL*	79-67
J22	L	at West Virginia*	75-70
J25	W	ST. JOHN'S*	71-48
J29	L	NOTRE DAME*	72-71
F2	W	VILLANOVA*	71-56
F5	W	at Rutgers*	49-41
F12	W	PITTSBURGH*	89-61
F16	L	at Connecticut*	86-59
F19	L	at Boston College*	67-55
F22	W	at Syracuse*	64-53
F25	W	GEORGETOWN*	62-58
M1	W	vs. Pittsburgh&	64-50
M2	W	vs. Boston College&	63-48
M3	L	at Connecticut&	98-71

Dial Classic (Tampa, Fla.)

* BIG EAST Conference game

! UM Holiday Classic (Coral Gables, Fla.)

& BIG EAST Conference Tournament (Storrs, Conn.)

1997-98

Record: 19-10 (12-1 H, 5-8 A, 2-1 N)

BIG EAST: 13-5 (2nd BE 7)

Head Coach: Ferne Labati

Date	W/L	Opponent	Score
N216	W	FAIRFIELD	87-66
N20	W	South Florida!	55-52
N21	L	at Florida!	70-51
N25	W	at Florida Atlantic	105-84
D6	W	PROVIDENCE*	97-70
D14	L	FLA INTERNATIONAL	81-60
D20	L	at Oklahoma	67-62
D27	W	DELAWARE STATE#	105-62
D28	W	MAINE#	91-78
D31	W	WEST VIRGINIA* (OT)	74-72
J3	W	at Seton Hall*	70-66
J6	L	at Syracuse*	87-75
J8	L	at Notre Dame*	75-47
J10	W	BOSTON COLLEGE*	85-79
J14	L	at Villanova* (OT)	68-67
J17	W	ST. JOHN'S*	72-60
J24	W	PITTSBURGH*	72-55
J28	L	at Rutgers*	77-65
J31	W	at Georgetown*	81-74
F3	W	NOTRE DAME*	77-76
F7	W	SYRACUSE*	58-56
F10	W	at Providence*	90-79
F13	L	at Connecticut*	80-60
F18	W	SETON HALL*	73-66
F21	W	VILLANOVA*	67-64
F24	W	at West Virginia*	90-69
M1	W	vs. Georgetown&	81-66
M2	L	at Rutgers&	81-62
M14	L	vs. Clemson%	60-49

! Dial Classic/Florida Four Challenge (Gainesville, Fla.)

* BIG EAST Conference game

UM Holiday Classic (Coral Gables, Fla.)

& BIG EAST Conference Tournament (Piscataway, N.J.)

% NCAA Tournament 1st Round (Ruston, La.)

1998-99

Record: 15-14 (10-4 H, 4-10 A, 1-0 N)

BIG EAST: 9-9 (7-6th)

Head Coach: Ferne Labati

Date	W/L	Opponent	Score
N18	W	at Fla International	67-65
N22	L	at Tulane	63-56
N24	L	at Florida	85-69
D1	W	COPPIN STATE	97-68
D5	W	BOSTON COLLEGE*	65-57
D8	W	SYRACUSE*	68-52
D12	W	HAMPTON	84-52
D16	W	FLORIDA ATLANTIC	91-57
D19	W	OKLAHOMA	62-60
D30	L	at St. John's* (OT)	76-72
J2	W	PITTSBURGH*	75-60
J5	L	at Rutgers*	68-54
J7	L	WESTERN KENTUCKY	75-61
J10	L	at Pittsburgh*	63-61
J13	W	PROVIDENCE*	85-63
J16	W	No. 21 Boston College*	66-53
J20	L	at Connecticut*	89-55
J23	L	at Villanova*	56-54
J26	L	GEORGETOWN*	69-51
F3	W	WEST VIRGINIA*	98-73
F6	L	CONNECTICUT*	88-66
F10	L	RUTGERS*	66-57
F13	W	at Georgetown*	81-62
F17	W	at Seton Hall*	66-52
F20	W	ST. JOHN'S*	83-51
F23	L	at Notre Dame*	89-62
F27	W	vs West Virginia&	86-69
F28	L	at Rutgers&	79-53
M12	L	at Rice%	65-58

* BIG EAST Conference game

& BIG EAST Conference Tournament (Piscataway, N.J.)

% WNIT 1st Round (Houston, Texas)

1999-00

Record: 14-15 (9-7 H, 4-6 A, 1-2 N)

BIG EAST: 7-9 (7-6th)

Head Coach: Ferne Labati

Date	W/L	Opponent	Score
N21	W	FURMAN	88-46
N24	W	EASTERN KENTUCKY	83-66
N28	L	TULANE	75-66
D1	L	FLORIDA	85-77
D4	W	FLA INTERNATIONAL	76-61
D11	W	Florida Atlantic	89-73
D19	L	NC State#	80-60
D28	W	BROWN@	79-62
D29	L	SMU@	76-55
J2	W	TEMPLE	64-44
J5	L	Rutgers*	65-45
J8	W	St. John's*	68-47
J11	L	Western Kentucky	75-68
J15	W	SETON HALL*	64-60
J19	L	GEORGETOWN*	63-61
J22	L	NOTRE DAME*	76-54
J26	L	Villanova*	44-34
J29	L	CONNECTICUT*	84-36
F2	L	BOSTON COLLEGE*	66-55
F5	W	West Virginia*	70-50
F8	L	Connecticut*	93-46
F12	W	Providence*	71-66
F15	W	WEST VIRGINIA*	77-55
F19	L	Georgetown*	66-61
F22	L	Notre Dame*	83-68
F26	W	SYRACUSE*	66-64
F29	W	PITTSBURGH*	80-60
M4	W	Seton Hall&	69-42
M5	L	Notre Dame&	67-52

* BIG EAST Conference game

Orange Bowl Classic (Miami, Fla.)

@ Hurricane Holiday Classic (Coral Gables, Fla.)

& BIG EAST Conference Tournament (Storrs, Conn.)

This is Miami Women's Basketball

All-Time Results

2000-01

Record: 13-15 (11-6 H, 2-8 A, 0-1 N)

BIG EAST: 6-10 (7-8th)

Head Coach: Ferne Labati

Date	W/L	Opponent	Score
N20	W	FLORIDA ATLANTIC	87-50
N24	L	at Northwestern	56-48
D2	W	ST. BONAVENTURE	71-51
D5	L	CONNECTICUT*	77-53
D9	L	at Fla International	78-48
D16	W	SOUTH FLORIDA	73-51
D19	W	KENTUCKY	74-59
D22	L	FAIRFIELD	67-55
D28	W	NEW HAMPSHIRE@	70-61
D29	W	WESTERN MICHIGAN@	64-51
J2	W	RADFORD	83-48
J7	L	at Virginia Tech*	64-51
J10	W	at Boston College*	65-59
J13	W	at St. John's*	67-51
J17	L	PROVIDENCE*	77-60
J21	L	WESTERN KENTUCKY (OT)	82-75
J23	L	at Connecticut*	81-45
J27	L	RUTGERS*	39-37
J30	L	at Pittsburgh*	84-74
F3	W	GEORGETOWN*	52-46
F7	W	WEST VIRGINIA*	84-68
F10	L	at Seton Hall*	69-61
F14	W	ST. JOHN'S*	80-43
F17	W	PITTSBURGH*	96-69
F20	L	at Notre Dame*	81-54
F24	L	at Syracuse*	62-61
F27	L	VILLANOVA*	60-59
M3	L	vs Boston College\$	62-49

* BIG EAST Conference game

@ Hurricane Holiday Classic (Coral Gables, Fla.)

& BIG EAST Conference Tournament (Storrs, Conn.)

2001-02

Record: 19-12 (12-3 H, 5-8 A, 2-1 N)

BIG EAST: 10-6 (5th)

Head Coach: Ferne Labati

Date	W/L	Opponent	Score
N18	W	IONA	71-52
N21	W	NORTHWESTERN	86-69
N23	W	IUPUI	72-58
N27	L	at South Florida	76-68
D1	L	at Kentucky	60-57
D4	W	WEST VIRGINIA*	69-53
D9	W	vs No. 17 Texas!	57-55
D15	W	at Florida Atlantic	92-77
D27	W	LEHIGH@	76-49
D28	W	YALE@	75-46
D30	L	MINNESOTA	80-65
J2	L	NOTRE DAME*	69-65
J5	W	at Rutgers*	67-53
J8	L	at West Virginia*	57-52
J12	L	at No. 1 Connecticut*	96-50
J16	W	SYRACUSE* (OT)	75-71
J19	W	SETON HALL*	56-54
J23	W	at St. John's	68-51
J26	W	RUTGERS*	65-55
J29	L	at Villanova*	80-52
F2	W	PITTSBURGH*	77-61
F5	L	at Virginia Tech*	72-60
F13	W	at Georgetown*	64-56
F16	L	FLA INTERNATIONAL	71-65
F20	W	No. 24 VIRGINIA TECH*	55-53
F23	L	at Providence*	69-64
F26	W	No. 18 BOSTON COLLEGE*	60-57
M2	W	vs Georgetown\$	69-52
M3	L	vs Villanova\$	68-49
M13	W	vs Georgia Tech#	73-64
M16	L	vs Houston^	83-76

* BIG EAST Conference game

! Orange Bowl Fab Four Classic (Miami, Fla.)

@ Hurricane Holiday Classic (Coral Gables, Fla.)

& BIG EAST Conference Tournament (Piscataway, N.J.)

WNIT 1st Round (Atlanta, Ga.)

^ WNIT 2nd Round (Houston, Texas)

2002-03

Record: 18-11 (11-4 H, 5-7 A, 2-2 N)

BIG EAST: 8-8 (7th)

Head Coach: Ferne Labati

Date	W/L	Opponent	Score
N22	W	SOUTH FLORIDA	60-49
N25	W	MORRIS BROWN	111-44
N29	W	vs Quinnipiac!	87-56
N30	L	at UW-Green Bay!	83-72
D2	L	at Florida	76-67
D14	L	at Fla International	81-70
D16	W	FLORIDA ATLANTIC	86-61
D19	W	TEXAS A&M	84-58
D21	W	EASTERN MICHIGAN	85-66
D28	W	WILLIAM & MARY@	85-57
D29	W	MARYLAND@	97-66
J4	W	at Georgetown*	60-57
J8	W	at Syracuse*	85-68
J11	W	at No. 16 Notre Dame*	80-70
J15	L	No. 24 BOSTON COLLEGE*	79-61
J22	W	at Pittsburgh*	79-76
J25	L	SYRACUSE*	62-59
J28	W	VIRGINIA TECH* (OT)	67-66
F1	L	No. 20 VILLANOVA*	61-55
F4	L	at Rutgers*	65-56
F8	W	ST. JOHN'S*	69-54
F15	L	at West Virginia*	100-84
F19	L	No. 1 CONNECTICUT*	81-60
F22	W	PROVIDENCE*	77-64
F26	L	at Seton Hall* (OT)	78-71
M1	L	at No. 23 Boston College*	84-77
M4	W	GEORGETOWN*	73-71
M8	W	vs Syracuse&	77-64
M9	W	at No. 18 Rutgers&	77-74
M10	L	vs No. 18 Villanova&	65-59
M22	L	vs New Mexico# (OT)	91-85

* BIG EAST Conference game

! Wisconsin-Green Bay Tournament (Green Bay, Wis.)

@ Hurricane Holiday Classic (Coral Gables, Fla.)

& BIG EAST Conference Tournament (Piscataway, N.J.)

NCAA 1st Round (Albuquerque, N.M.)

Beginning Jan. 15, all home games played in BankUnited Center.

2003-04

Record: 22-7 (12-2 H, 7-3 A, 3-2 N)

BIG EAST: 11-5 (4th)

Head Coach: Ferne Labati

Date	W/L	Opponent	Score
N22	W	at Morehead State!	93-54
N23	W	vs Eastern Kentucky!	90-81
N25	W	at South Florida	62-55
N28	W	vs Weber State\$	82-60
N29	W	vs Bradley\$	70-52
D2	W	FLA INTERNATIONAL	78-58
D12	W	FLORIDA	80-75
D16	W	DARTMOUTH	74-53
D21	W	RICHMOND	80-73
D28	W	TOLEDO@	68-57
D29	W	No. 24 VANDERBILT@	79-57
J3	W	at St. John's*	79-60
J7	L	at Villanova*	58-55
J10	W	at No. 20 Boston College*	70-66
J14	W	GEORGETOWN* (OT)	57-55
J17	W	PITTSBURGH*	77-68
J20	W	at Providence*	86-67
J28	L	NOTRE DAME*	59-50
J31	L	RUTGERS*	76-69
F8	L	at No. 4 Connecticut*	83-65
F10	W	ST. JOHN'S*	85-74
F14	W	at No. 21 Virginia Tech*	65-56
F18	W	at Syracuse*	85-65
F21	W	SETON HALL*	81-43
F25	L	at Notre Dame*	93-58
F28	W	WEST VIRGINIA*	82-74
M2	W	PROVIDENCE*	81-62
M7	L	vs Boston College&	65-53
M21	L	vs Maryland#	86-85

* BIG EAST Conference game

! Morehead State Tournament (Morehead, Ky.)

\$ Saint Mary's Thanksgiving Classic (Moraga, Calif.)

@ Hurricane Holiday Classic (Coral Gables, Fla.)

& BIG EAST Conference Tournament (Hartford, Conn.)

NCAA 1st Round (Baton Rouge, La.)

This is Miami Women's Basketball

All-Time Results

2004-05

Record: 13-16 (9-5 H, 2-9 A, 2-2 N)

Atlantic Coast: 4-10 (7-8th)

Head Coach: Ferne Labati

Date	W/L	Opponent	Score
N19	W	GARNER WEBB#	65-47
N21	W	TCU	68-57
N23	L	at Hartford	63-53
N26	L	vs. Oregon!	79-73
N27	W	vs. Md Eastern Shore!	88-64
N30	L	at George Mason	60-35
D4	L	at Fla International	67-62
D6	L	at No. 12 Texas Tech	109-49
D13	W	UCF	69-50
D20	W	MONTANA	55-49
D28	W	FAIRFIELD\$	84-70
D29	W	LOYOLA MARYMOUNT	78-67
J2	W	COPPIN STATE	93-83
J9	L	at Florida State*	65-56
J13	L	WAKE FOREST*	78-63
J17	L	at No. 8 North Carolina*	83-52
J20	L	at NC State*	73-59
J23	L	GEORGIA TECH*	62-46
J27	W	No. 21 FLORIDA STATE*	62-57
J31	W	at Clemson*	83-69
F3	L	No. 3 DUKE*	72-63
F6	W	VIRGINIA TECH*	78-67
F10	W	at Virginia*	66-60
F14	L	No. 21 NC STATE*	71-68
F17	L	No. 20 MARYLAND*	70-65
F24	L	at No. 2 Duke*	95-61
F27	L	at Virginia Tech*	90-45
M4	W	vs. Georgia Tech%	60-58
M5	L	vs. North Carolina%	64-57

* Atlantic Coast Conference game

% ACC Tournament (Greensboro, N.C.)

The Miami Jam (Coral Gables, Fla.)

! LIU Turkey Classic (Brooklyn, N.Y.)

\$ UM Holiday Classic (Coral Gables, Fla.)

2005-06

Record: 17-13 (13-5 H, 4-6 A, 0-2 N)

Atlantic Coast: 6-8 (6th)

Head Coach: Katie Meier

Date	W/L	Opponent	Score
N18	W	SAMFORD	72-51
N25	W	BRADLEY#	73-61
N26	W	OAKLAND#	78-65
N30	L	GEORGE MASON	68-61
D2	W	FAIRLEIGH DICKINSON	100-62
D3	W	SIENA	76-47
D6	W	FLA INTERNATIONAL	75-63
D10	W	HARTFORD	82-62
D16	L	at Montana	83-74
D20	W	at UCF	82-72
D28	W	NORTH CAROLINA A&T\$	104-65
D29	W	No. 25 MISSISSIPPI\$	79-70
J5	W	at Georgia Tech*	75-63
J9	L	No. 4 NORTH CAROLINA*	90-57
J12	W	at Clemson*	74-52
J15	L	vs. No. 13 Georgia%	74-59
J19	W	No. 21 BOSTON COLLEGE*	82-68
J22	L	VIRGINIA*	77-65
J26	L	at NC State*	83-77
J29	W	No. 25 VIRGINIA TECH*	77-62
F1	L	at No. 6 Maryland*	88-77
F5	W	at Wake Forest*	79-71
F9	L	FLORIDA STATE*	79-54
F12	L	at No. 21 Boston College*	79-69
F17	L	at Florida State*	68-61
F19	L	No. 1 DUKE*	(2OT) 99-93
F26	W	GEORGIA TECH*	(2OT) 90-85
M2	L	vs. Georgia Tech!	79-62
M18	W	FLA INTERNATIONAL+	95-83
M22	L	at Virginia^	83-72

* Atlantic Coast Conference game

! ACC Tournament (Greensboro, N.C.)

UM Thanksgiving Tournament (Coral Gables, Fla.)

\$ Hurricane Holiday Classic (Coral Gables, Fla.)

% ACC/SEC Russell Athletic Shootout (Duluth, Ga.)

+ WNIT First Round (Coral Gables, Fla.)

^ WNIT Second Round (Charlottesville, Va.)

2006-07

Record: 11-19 (9-6 H, 2-13 A, 0-1 N)

Atlantic Coast: 2-12 (11th)

Head Coach: Katie Meier

Date	W/L	Opponent	Score
N10	W	GEORGIA STATE	68-60
N13	W	WISCONSIN-MILWAUKEE	78-71
N15	W	at Santa Clara	78-65
N17	L	at St. Mary's	69-68
N19	W	at San Francisco	69-59
N24	W	NICHOLLS STATE#	85-42
N25	W	INDIANA#	79-70
D1	W	JACKSON STATES\$	77-50
D3	L	at Michigan	60-55
D5	L	at Fla International	83-78
D16	W	TEXAS STATE	92-67
D19	L	at Houston	82-73
D21	L	at Ole Miss	82-64
D28	W	COPPIN STATE%	60-54
D29	L	AUBURN%	79-61
J3	L	at No. 3 Duke*	72-42
J7	L	at Florida State*	71-62
J10	L	No. 1 MARYLAND*	111-53
J15	L	at Georgia Tech*	52-37
J18	W	BOSTON COLLEGE*	83-68
J25	L	at Virginia Tech*	78-71
J28	L	CLEMSON*	79-69
F1	L	FLORIDA STATE*	75-68
F4	L	at Virginia*	73-60
F8	W	WAKE FOREST*	77-51
F11	L	at Boston College*	78-65
F15	L	GEORGIA TECH*	66-45
F18	L	at No. 2 North Carolina*	93-70
F24	L	NC STATE*	77-53
M1	L	vs. Georgia Tech^	66-52

* Atlantic Coast Conference game

UM Thanksgiving Tournament (Coral Gables, Fla.)

\$ Played at the Knight Sports Complex

% UM Holiday Tournament (Coral Gables, Fla.)

^ ACC Tournament (Greensboro, N.C.)

2007-08

Record: 9-21 (6-13 H, 2-6 A, 1-1 N)

Atlantic Coast: 2-12 (12th)

Head Coach: Katie Meier

Date	W/L	Opponent	Score
N9	W	FLORIDA ATLANTIC	64-45
N13	L	JACKSONVILLE	72-64
N19	L	MICHIGAN	65-50
N23	W	FORDHAM#	57-40
N24	L	BUTLER#	62-59
N28	W	at Wisconsin-Milwaukee (OT)	73-70
D2	W	CENTRAL FLORIDA	64-56
D4	L	FLORIDA INTERNATIONAL	60-58
D8	L	HOUSTON	63-62
D15	L	MISSISSIPPI	65-52
D18	W	vs. Southern Mississippi\$	63-56
D19	L	No. 8 LSU\$	63-52
D29	L	MAINE%	54-53
D30	W	CENTRAL ARKANSAS%	90-57
J2	W	CHARLESTON SOUTHERN	88-56
J5	L	No. 12 DUKE*	84-72
J10	W	at Clemson*	66-61
J13	L	at Georgia Tech*	68-65
J21	L	VIRGINIA	79-68
J24	L	FLORIDA STATE* (OT)	75-70
J31	L	at No. 5 Maryland*	90-50
F3	L	at Boston College*	70-42
F7	W	GEORGIA TECH*	54-52
F11	L	VIRGINIA TECH* (OT)	81-73
F14	L	at NC State*	51-45
F21	L	No. 2 NORTH CAROLINA*	79-61
F24	L	at Wake Forest*	50-45
F28	L	at Florida State*	50-49
M3	L	BOSTON COLLEGE*	63-52
M6	L	vs. Georgia Tech^	76-49

* - Atlantic Coast Conference game

- UM Thanksgiving Tournament (Coral Gables, Fla.)

\$ - Caribbean Classic (Cancun, Mexico)

% - UM Holiday Tournament (Coral Gables, Fla.)

^ - ACC tournament (Greensboro, N.C.)

This is Miami Women's Basketball

All-Time Results

2008-09

Record: 13-17 (9-9 H, 4-7 A, 0-1 N)

Atlantic Coast: 2-12 (1-10th)

Head Coach: Katie Meier

Date	W/L	Opponent	Score
N14	W	NORFOLK STATE	91-42
N16	L	GREEN BAY	63-61
N21	L	at Houston	70-64
N25	W	at FIU	66-49
N28	W	AUSTIN PEAY#	64-51
N29	W	SANTA CLARA#	60-44
D1	W	FLORIDA A&M	83-69
D5	L	INDIANA	69-54
D13	W	BINGHAMTON	72-37
D18	W	at UCF	66-59
D21	W	GRAMBLING STATE	83-65
D29	W	BROWN%	81-41
D30	L	NO. 9 AUBURN%	68-53
J2	W	CORNELL	61-47
J5	L	CLEMSON*	74-68
J9	L	at No. 5 Duke*	73-58
J12	L	NO. 24 GEORGIA TECH*	68-50
J18	L	at Boston College*	62-54
J22	W	NC STATE*	72-60
J29	L	at Georgia Tech*	68-42
F1	L	WAKE FOREST*	78-69
F4	W	at SIU-Edwardsville	83-72
F8	L	No. 15 FLORIDA STATE*	75-59
F12	W	at Virginia Tech*	59-56
F16	L	BOSTON COLLEGE*	71-64
F19	L	at No. 23 Virginia*	84-75
F22	L	at No. 11 Florida State*	59-58
F26	L	at No. 9 North Carolina*	90-76
M1	L	No. 5 MARYLAND*	89-64
M5	L	vs. Boston College^	76-59

* - Atlantic Coast Conference game

- UM Thanksgiving Tournament (Coral Gables, Fla.)

% - UM Holiday Tournament (Coral Gables, Fla.)

^ - ACC tournament (Greensboro, N.C.)

2010 HURRICANE GIRL'S BASKETBALL CAMP

**Summer will be here before you
know it...Sign up to train like the
'Canes!**

**For additional information,
contact the Women's Basketball
Office at:**

(305) 284-5802

(888) 224-9666



This is Miami Women's Basketball

Sports Media Relations



MARK PRAY

Assistant Athletic Director for Communications
mpray@miami.edu • (305) 284-3231

Mark Pray is in his eighth year as Assistant Athletic Director for Communications at the University of Miami. Pray oversees the athletic department's sports media relations efforts, as well as serving as the primary liaison with the department's broadcasting partners.

Pray came to Miami in 2001, after serving four years as the Director of Media Relations for the WNBA and most recently as Director of Communications Projects for the NBA. In 1988, Pray was named the first Director of Media Relations for the Miami Heat—a position he held until being promoted to Vice President for Communications in 1995. In his capacity as V.P. for Communications, Pray oversaw the Heat's media & community relations and broadcasting departments.

Pray earned an undergraduate degree in journalism from Kansas State and a master's degree in sports administration from Ohio University.



SCOTT ZAVITZ

Assistant Sports Media Relations Director
szavitz@miami.edu • (305) 284-3236

Women's Basketball • Soccer • Track & Field • Cross Country

Scott Zavitz is in his third year as an Assistant Sports Information Director for the University of Miami and coordinates all media relations activities for the women's basketball, women's soccer and men's and women's track and field programs.

Prior to joining UM's staff, he held the same position at UC Riverside in 2007 and at the University of Tampa from 2005-07.

While at Tampa, he was responsible for coordinating all media relations activities for the back-to-back National Champion baseball team as well as the National Champion women's volleyball team.

He is a 2006 graduate of the University of Tampa with a degree in sport management and a dual minor in business administration and finance.

Zavitz is an active member of CoSIDA (College Sports Information Directors of America).

MAILING ADDRESS

University of Miami
5821 San Amaro Drive
Coral Gables, FL 33146
PHONE: (305) 284-3244
FAX: (305) 284-2807

MIAMI BASKETBALL ONLINE

Official Miami Website: www.hurricanesports.com
Atlantic Coast Conference: www.theacc.com
NCAA Statistics: www.NCAAsports.com



KERWIN LONZO

Associate Sports
Media Relations
Director
klonzo@miami.edu
(305) 284-3248

Football • Women's
Golf



ROB DUNNING

Assistant Sports Media
Relations Director
rdunning@miami.edu
(305) 284-3230

Football • Baseball



BRYAN HARVEY

Assistant Sports Media
Relations Director
bharvey@miami.edu
(305) 284-3249

Volleyball • Women's
Tennis • Swimming &
Diving • Rowing



MARGARET BELCH

Assistant Sports Media
Relations Director
mbelch@miami.edu
(305) 284-3241

Men's Basketball •
Men's Tennis



ETTA SCHALLER

Publications
Coordinator
eschaller@miami.edu
(305) 284-3238

MEDIA POLICIES

University of Miami head women's basketball coach Katie Meier and players are available for interviews with accredited members of the media throughout the season. All interview requests should be made at least one day in advance and must be made through Miami's Sports Media Relations Office and Assistant Sports Information Director Scott Zavitz (szavitz@miami.edu/(305) 284-3236). No player interviews will be granted on gamedays until the conclusion of the event.

COVERING PRACTICE

Accredited media may attend select practices for the University of Miami women's basketball team. Members of the media must schedule this through Miami's Sports Media Relations Office and Assistant Sports Information Director Scott Zavitz (szavitz@miami.edu/(305) 284-3236).

PRESS RELEASES

The University of Miami Sports Media Office regularly sends out updated press releases regarding the UM women's basketball program via e-mail. Accredited members of the media may be added to the distribution list by contacting Assistant Sports Information Director Scott Zavitz (szavitz@miami.edu/(305) 284-3236).

GAMEDAY SERVICES

The University of Miami Sports Media Office will provide game notes, current statistics and game programs prior to the start of each women's basketball game in the media work room on the southwest side of the arena. First-half statistics and play-by-play analysis will be disseminated during halftime, and final statistics and complete play-by-play analysis will be distributed following the conclusion of the game.

POST-GAME PRESS CONFERENCE

Head coach Katie Meier and select players will be available for post-game interviews in the media work room following a brief "cooling off" period after the conclusion of each home game. Coaches and players from opposing teams will be available for post-game interviews as well. Please coordinate any post-game needs and interview requests with University of Miami Sports Media personnel. Miami's locker room is closed to all media.

This is Miami Women's Basketball

Sports Media Relations

CREDENTIALS

Credentials for all UM women's basketball games are approved for working media only. Requests should be made at least one week in advance and directed to Assistant Sports Information Director Scott Zavitz (szavitz@miami.edu/(305) 284-3236). The University of Miami Sports Media Relations Office reserves the right to refuse any credential request deemed not to be in the best interest of the University.

PARKING

Media parking for all home games is available free of charge in the Ponce de Leon Parking Garage located on the corner of Dickinson Drive and Ponce de Leon Boulevard.

MEDIA ACCOMMODATIONS

Media for all home games will be seated behind the basket in the southwest section of the BankUnited Center. Meals will be provided prior to tip-off. The media work room will be open prior to the start of each game, at halftime and following the conclusion of the game. Six complementary phone lines are available for media use in the work room, however they are provided on a first-come, first-served basis. To order your own reserved phone line, contact Valeria Henderson with Global Spectrum at (305) 284-8244.

RADIO INFORMATION

Seating for radio broadcasts is available alongside the court at the BankUnited Center. One complementary phone line will be provided for all visiting radio networks, generally on press row next to the visiting team's bench. All additional phone lines must be ordered in advance through Valeria Henderson with Global Spectrum at (305) 284-8244.

ACC MEDIA SERVICES

The Atlantic Coast Conference Media Relations Office offers an array of services to the media, member institutions and fans. For more information on these services, please contact the ACC at (336) 854-6062.

THEACC.COM

The ACC's official website can be accessed by visiting www.theacc.com, and includes updated information and links to each of the ACC schools' official athletic websites. The ACC's site will have an updated basketball release each afternoon following a gameday, while the ACC Player and Rookie of the Weeks will be posted on Monday afternoons.

HURRICANE HOTLINE

Throughout the season, head coach Katie Meier will be featured on WQAM's (560 AM) "Hurricane Hotline", a one-hour call-in radio show hosted by Joe Zagacki focusing on University of Miami athletics.

COACHES TELECONFERENCE

This season, the 12 ACC basketball coaches will be featured in a teleconference. To participate, media should call (913) 312-6672 several minutes prior to the requested coach's time slot.

TUESDAY, MAR. 3, 2009

10-10:10 a.m.	Mike Peterson, Wake Forest
10:10-10:20 a.m.	Beth Dunkenberger, Virginia Tech
10:20-10:30 a.m.	Debbie Ryan, Virginia
10:30-10:40 a.m.	Kellie Harper, NC State
10:40-10:50 a.m.	Sylvia Hatchell, North Carolina
10:50-11 a.m.	Katie Meier, Miami
11-11:10 a.m.	Brenda Frese, Maryland
11:10-11:20 a.m.	MaChelle Joseph, Georgia Tech
11:20-11:30 a.m.	Sue Semrau, Florida State
11:30-11:40 a.m.	Joanne P. McCallie, Duke
11:40-11:50 a.m.	Cristy McKinney, Clemson
11:50-Noon	Sylvia Crawley, Boston College

TELEVISION COVERAGE

As a member of the Atlantic Coast Conference, the University of Miami is featured in one of the largest women's basketball television packages in the country in the ACC's Regional Sports Network (RSN), consisting of FOX Sports South (FSN), Fox Sports Net Florida, Comcast Sports Net (CSN) and New England Sports Network (NESN).

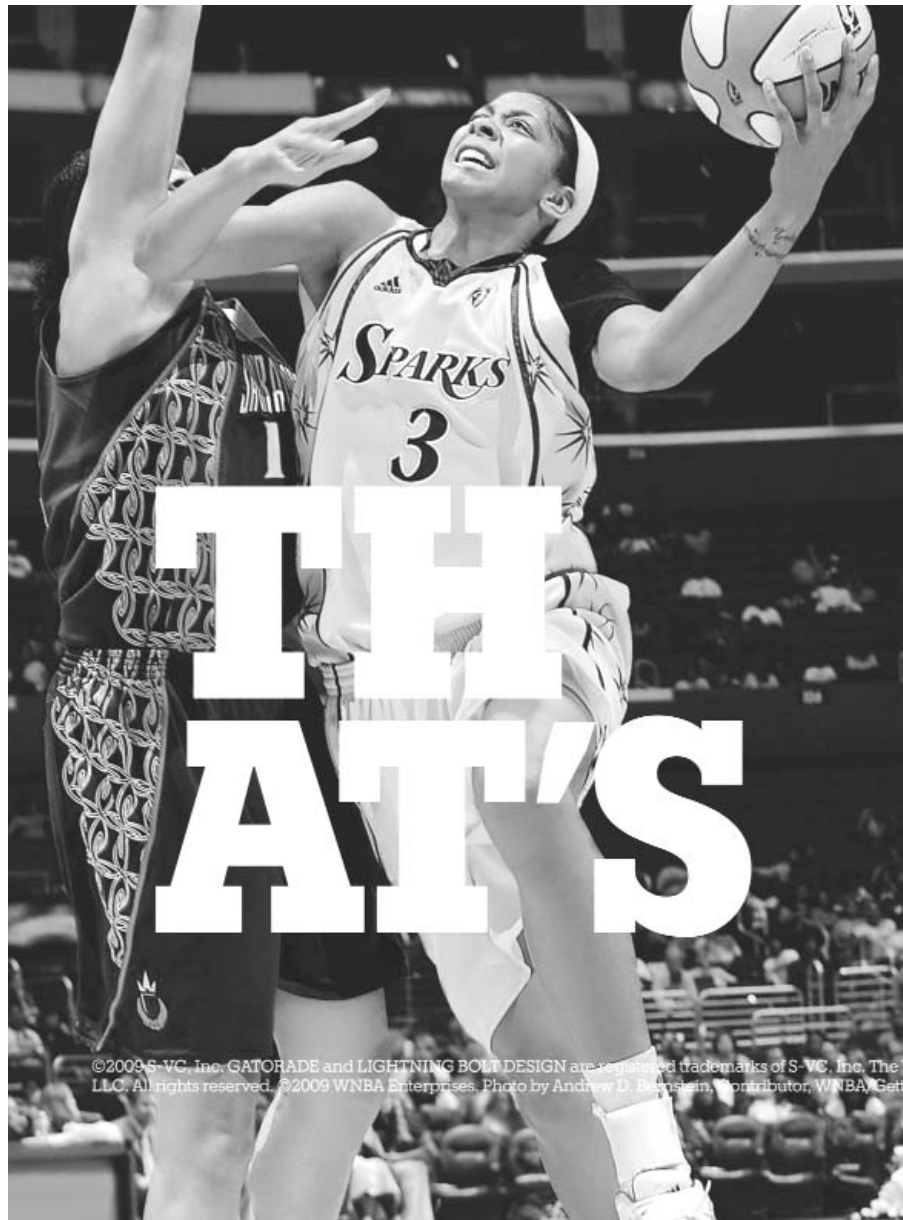
This season, the Hurricanes are scheduled to appear on television at least four times, with a home contests versus Florida State (Jan. 10) on FSN and Georgia Tech (2/21) on CSS and on the road against NC State (Feb. 14) on ESPN 2 and Florida State (Feb. 25) on FSN.

THE KATIE MEIER SHOW

Beginning in January, head coach Katie Meier will be featured on "The Katie Meier Show", a weekly half-hour show airing on CSS. The show will include highlights from the previous week, a preview of upcoming games and player and coach interviews and features.


RADIO COVERAGE

Every University of Miami women's basketball game is carried live on WVUM (90.5 FM), the University's student-run radio station. The games can be heard throughout Miami-Dade County and live on the web at www.wvum.org.



missionG.com

©2009 S-VG, Inc. GATORADE and LIGHTNING BOLT DESIGN are registered trademarks of S-VG, Inc. The WNBA identifications are the intellectual property of WNBA Enterprises, LLC. ©2009 WNBA Enterprises, LLC. All rights reserved. ©2009 WNBA Enterprises. Photo by Andrew D. Bernstein, Contributor, WNBA/Getty Images.



sheneise
JOHNSON



2009-10 SCHEDULE

- 11/7 Barry (Exhibition), TBA • 11/13 at UC Riverside, 10 p.m. • 11/15 at Cal State Bakersfield, 5 p.m. • 11/18 Bethune-Cookman, 7 p.m. •
- 11/21 at UAB, 2 p.m. • 11/24 Houston, 12 p.m. • WYNDHAM MIAMI THANKSGIVING TOURNAMENT (11/27-28) • 11/27 Long Beach State, 7 p.m. •
- 11/28 UMass/Rice, 5/7 p.m. • 12/5 Nebraska, 2 p.m. • 12/19 at Binghamton, 2 p.m. • 12/21 at Cornell, 7 p.m. •
- WYNDHAM MIAMI HOLIDAY TOURNAMENT (12/28-29) • 12/28 Quinnipiac, 7 p.m. • 12/29 Texas/Central Michigan, 5/7 p.m. •
- 12/31 North Florida, 2 p.m. • 1/3 at Miami (Ohio), 1 p.m. • 1/10 Florida State, 1 p.m. • 1/14 Duke, 7 p.m. • 1/17 at Wake Forest, 2 p.m. •
- 1/21 at Maryland, 7 p.m. • 1/24 Virginia Tech, 2 p.m. • 1/27 at Georgia Tech, 7 p.m. • 1/31 at Boston College, 2 p.m. •
- 2/4 North Carolina, 7 p.m. • 2/7 SIU Edwardsville, 2 p.m. • 2/11 Virginia, 7 p.m. • 2/14 at NC State, 5:30 p.m. •
- 2/18 at Clemson, 7 p.m. • 2/21 Georgia Tech, 3 p.m. • 2/25 at Florida State, 7 p.m. • 2/28 Boston College, 2 p.m. •
- 3/4-7 ACC Tournament, TBA •



IT'S ALL ABOUT THE **U**
ACADEMICS • LIFE • ATHLETICS

HURRICANESPORTS.COM