



CONTACT: Amy Woodruff, Assistant Communications Director
O: (305) 284-3241 | C: (813) 410-1194
A.Woodruff@miami.edu | @CanesHoops

2012-13 SCHEDULE

DATE	OPPONENT	TV	TIME/SCORE
Nov. 2	St. Leo (Ex.)	Canes All Access	L, 67-69
Nov. 9	Stetson	ESPN3	W, 87-79
Nov. 13	at FGCU	A-Sun TV	L, 51-63
Nov. 16	Jacksonville	FOX Sports South	W, 73-57
Nov. 24	Detroit	ESPN3	W, 77-62
Nov. 28	#13/14 Michigan State!	ESPN	W, 67-59
Dec. 1	at UMass	CBS Sports Network	W, 75-62
Dec. 14	Charlotte	FOX Sports South	W, 77-46
Dec. 18	at UCF	CBS Sports Network	W, 72-50

Diamond Head Classic, Honolulu, Hawai'i

Dec. 23	Hawai'i	ESPNU	W, 73-58
Dec. 23	#4/5 Arizona	ESPN2	L, 69-50
Dec. 25	Indiana St.	ESPN2	L, 55-57 (OT)
Jan. 2	La Salle	FOX Sports South	W, 76-59
Jan. 5	at Georgia Tech *	ACCN / ESPN3	W, 62-49
Jan. 10	at RV/RV UNC *	ESPN / WatchESPN	W, 68-59
Jan. 13	RV/RV Maryland *	ESPNU / WatchESPN	W, 54-47
Jan. 16	at Boston College *	FOX Sports South / E3	W, 60-59
Jan. 23	No. 1/1 Duke *	ESPN / WatchESPN	W, 90-63
Jan. 27	Florida State *	ESPNU / WatchESPN	W, 71-47
Jan. 30	at Virginia Tech *	FOX Sports South / E3	W, 73-64
Feb. 2	at No. 19/19 NC State *	CBS	W, 79-78
Feb. 5	Boston College *	FOX Sports South / E3	W, 72-50
Feb. 9	North Carolina *	ESPN/WatchESPN	W, 87-61
Feb. 13	at Florida State *	ESPN2/WatchESPN	W, 74-68
Feb. 17	at Clemson *	ESPNU/WatchESPN	6 p.m.
Feb. 19	Virginia *	ESPNU/WatchESPN	9 p.m.
Feb. 23	at Wake Forest *	FOX Sports South/E3	1 p.m.
Feb. 27	Virginia Tech *	FOX Sports South/E3	7 p.m.
March 2	at Duke *	ESPN/WatchESPN	6 p.m.
March 6	Georgia Tech *	ACCN/ESPN3	9 p.m.
March 9	Clemson *	ACCN/ESPN3	2:30 p.m.

All home games are played at the BankUnited Center

Game times are ET and subject to change

* ACC game ! Big Ten/ACC Challenge

All games can be heard on WQAM 560 and Canes All Access on HurricaneSports.com

UM RADIO - WQAM 560

Joe Zagacki, play-by-play Josh Darrow, analyst

SOCIAL MEDIA

Website: HurricaneSports.com

Twitter: @CanesHoops | @CanesCoachL

Facebook: /MiamiHurricanes | /MiamiBasketball

MIAMI DIGITAL GUIDE

Miami is not printing media guides this season.

Instead, find the online version at the link below:

<http://theusports.com/mbbguide/pc/>



MIAMI

HURRICANES (20-3, 11-0)

NATIONAL RANKING

3 / 4

LAST TIME OUT

W, 74-68 at Florida State

LEADERS

Scoring per Game

Durand Scott - 14.0

Shane Larkin - 13.4

Rebounds per Game

Reggie Johnson - 8.7

Assists per Game

Shane Larkin - 4.3

HEAD COACH

Jim Larrañaga

Overall: 510-350 (29)

At UM: 40-16 (2)

CLEMSON

TIGERS (13-11, 5-7)

NATIONAL RANKING

--/--

LAST TIME OUT

W, 56-53 at Georgia Tech

LEADERS

Scoring per Game

Devin Booker - 12.3

K.J. McDaniels - 11.2

Rebounds per Game

Devin Booker - 7.9

Assists per Game

Rod Hall - 3.5

HEAD COACH

Brad Brownell

Overall: 218-123 (11)

At Clemson: 51-38 (3)

SETTING THE SCENE

Feb. 17, 2013 | 6 p.m.

Littlejohn Coliseum | Clemson, S.C.

TV: ESPNU | Watch ESPN

Radio: 560 WQAM

Webcast: WQAM.com

Series: Miami trails, 11-7

Last Meeting: Jan. 18, 2012

Miami won, 76-73, in Coral Gables

Jim Larrañaga was the first Canes coach to open his UM career with 20 wins. Larrañaga came to Miami after serving as the head coach at George Mason for 14 seasons. He guided the program to five NCAA tournament appearances (2011, 2008, 2006, 2001, 1999) – including an unprecedented run to the 2006 Final Four that captured the nation's attention. Following that run, he was selected the 2006 Clair Bee Coach of the Year.



THE GAME

With a 11-0 record in the ACC, No. 3/4 University of Miami travels to South Carolina to face Clemson on Feb. 17 at the Littlejohn Coliseum at 6 p.m.

THE SERIES

Miami is 7-11 against Clemson all-time, with the series dating back to the 1955-56 season. The Hurricanes are 4-3 against the Tigers at home, 2-3 at neutral sites and 1-5 on the road. Miami won the last match-up against Clemson 76-73, held on Jan. 18, 2012 at the Bank United Center.

THE BROADCASTS

Catch the game on ESPNU with Carter Blackburn, Jay Williams and Allison Williams making the call. The game will also be carried live by 560 WQAM Radio with Joe Zagacki (play-by-play) and Josh Darrow.

THE COACH

Head coach Jim Larrañaga is in his 29th season as a head coach and second at Miami. He has a 510-350 overall record and is 40-16 in his second season at Miami.

THE WEATHER

Projected temperatures on game day: Coral Gables -63/51. Clemson, S.C. - 47/29.

THE RANKINGS - RPI/SOS

As of Feb. 14, 2013

Warren Nolan: 2 / 1

Sagarin: 11 / 6

Realtime: 2 / 1

KenPom: 9

THE NOTES

On Jan. 28, the Canes jumped 11 spots in the AP Poll & entered the *USA TODAY* poll for the first time since December 2008. Miami is now No. 3/4 in the nation, tying the school's highest ranks in history.

According to research by The AP, Miami is the sixth school to ascend from unranked to the top five in four weeks or less since the AP Top 25 began in 1989-90. Connecticut was the last school to make the leap, doing so in 2010-11.

Miami is the first team to beat Duke and UNC by 20+ points in the same season since Maryland in '74-75 season.

Miami is the first team to beat Duke and UNC by 25+ points since the start of ACC play in 1953.

Miami's non-conference strength of schedule is No. 1 and RPI is No. 2 (Warren Nolan). According to Collegiate Basketball News RPI, the Canes' non-conference schedule strength was third-worst (345 of 347) in 2009-10, 142 in 2010-11 and 117 last season.

2012-13 ROSTER

#	Name	Pos.	Ht.	Wt.	Yr.	Hometown Previous School (s)
0	Shane Larkin	G	5-11	176	So.	Orlando, Fla. Dr. Phillips (Fla.)
Cousy Award finalist ... 9 ast vs. UNC ... 19 reb vs. Duke and FSU ... 11 games with at least five assists ... 40 pts., 13 ast. in last two games.						
1	Durand Scott	G	6-5	203	Sr.	The Bronx, N.Y. Rice
25 points, 6 reb, 4 ast vs. No. 1 Duke ... At least four assists in nine outings ... Hit 3-of-3 from distance vs. UNC ... 6-10 FG at FSU.						
3	Steve Sorenson	G	6-0	151	Fr.	Dallas, Texas Mark's School of Texas
Named all-state by Texas Association of Basketball Coaches as a senior ... TABC academic all-state.						
4	Trey McKinney Jones	G	6-5	220	Sr.	Milwaukee, Wis. South Milwaukee UMKC
7 assists vs. MD ... Hit multiple 3-pointers in 10 games ... Leads team with 86.8 FT percent ... Four steals in past three games.						
10	Raphael Akpejori	F	6-10	236	Jr.	Lagos, Nigeria Sunrise Christian Academy (Kan.)
11 rebounds and six points in 5.8 minutes in ACC games ... Played 13 min. at GT, with two points and four rebounds.						
12	Justin Heller	G	6-2	180	Jr.	Boca Raton, Fla. West Boca Raton Community
Scored first career points vs. Charlotte on a 17-foot jumper ... Played in seven games in 2011-12, including four ACC matchups.						
15	Rion Brown	G	6-6	200	Jr.	Hinesville, Ga. Liberty County
Career-best 22 points vs. BC and in home state at GT, where his father was an All-American ... Hit multiple 3s six times.						
21	Erik Swoope	F	6-6	233	Jr.	Lake Elsinore, Calif. Harvard-Westlake
Season-high 23 minutes vs. La Salle: 4 points, 4 rebounds ... Was 3-3 vs. JU on his way to 7 points ... 2 steals and 2 monster dunks vs. JU.						
23	Tonye Jekiri	C	7-0	227	Fr.	Hialeah, Fla. Champagnat Catholic School
2.1 rebounds and 1.6 points per game in ACC play, 0.9 reb and 0.4 points in non-conference ... At least 2 pts & 2 rebs in 7 ACC games.						
25	Garrius Adams	G	6-6	195	Sr.	Apex, N.C. Middle Creek
Out with right knee injury ... In 19 games last year, averaged 4.5 points, 2.1 rebounds, 0.9 assists and 0.6 steals in 16.9 minutes per game.						
35	Kenny Kadji	F/C	6-11	242	Sr.	Douala, Cameroon Pendleton IMG Academy Florida
Multiple blocked shots in 9 games... 13.9 pts, 7.6 reb, 1.9 blocks during R. Johnson injury ... 10+ points in 13 of last 14 games and 19 overall.						
42	Reggie Johnson	C	6-10	292	Sr.	Winston-Salem, N.C. Winston-Salem Prep
Returned from left thumb fracture Jan. 23 vs. No. 1 Duke ... 5-of-5 FG at FSU... 15 points at NC State, including tip-in at buzzer for win.						
45	Julian Gamble	F/C	6-10	250	Sr.	Durham, N.C. Southern Durham
4 blocks in five games this season ... 16 pts, 4 reb, 2 stl, 1 ast, 4-4 FT at NC State ... 8.9 pts, 7.5 reb, 27.0 min. during R. Johnson injury.						

LARRAÑAGA BY THE NUMBERS

1 - Coach Jim Larrañaga is the only ACC coach not at UNC or Duke with a Final Four appearance to his credit.

4 - In 2006, Coach Jim Larrañaga became the first coach at a mid-major school to take his team to the NCAA Final Four in 27 years.

7 - Larrañaga is no stranger to the ACC. In his seven seasons as an assistant coach at Virginia, the Cavaliers participated in the NCAA Final Four in 1981 and 1984, won three ACC Championships and finished in the Top 5 of the AP rankings.

13 - Larrañaga has made 13 postseason appearances in the past 23 years, including five NCAA tournaments.

29 - Larrañaga is in his 29th year as a head coach and has successfully transitioned two institutions into successful programs: Bowling Green and George Mason.

LARRAÑAGA - WHY MIAMI?

Along with returning to the best basketball conference in the country, Coach L had a few personal reasons for accepting the head coaching job at Miami. Coach's grandfather was from Cuba, where he produced the Larrañaga [lare-en-YAH-ga] cigar. Coach's father was raised in Key West before moving to The Bronx, N.Y., getting married and raising six children. Coach L was raised in The Bronx, but vacationed to Florida as a boy. He also has owned a house in Sarasota - which he bought from Dick Vitale's daughter - for eight years, and three of his siblings have retired to Florida.

COACH L'S FIRST SEASON AT MIAMI

- Most ACC wins since joining the conference
- Tied for fourth in ACC, the highest ACC finish in school history
- Defeated eventual No. 2 & No. 3 NCAA tournament seeds Duke & FSU
- Notched Miami's first win at Cameron Indoor Stadium

COACH L'S SECOND SEASON AT MIAMI

- Defeated No. 1 Duke, 90-63, in Coral Gables
- Defeated No. 13/14 Michigan State in ACC/Big Ten Challenge
- Defeated RV/RV North Carolina at the Dean Smith Center
- Ranked No. 3/4 on Feb. 11, 2013

MIAMI VS. RANKED OPPONENTS

Overall vs. top 25 ranked opponents	47-128
Home	32-49
at BankUnited Center	13-17
Away	13-60
Neutral	2-19

UNDER COACH JIM LARRAÑAGA

Overall vs. top 25 ranked opponents	5-7
ACC regular season opponents	4-4
Home (ACC)	3-2 (2-1)
Away (ACC)	2-3 (2-3)
Neutral	0-2

UM VS. RANKED ACC OPPONENTS SINCE JOINING ACC (2004-05)

Overall	18-28
Home	11-14
Away	5-16
Tournament	1-4

MIAMI WHEN RANKED IN TOP 15

Vs. top 25 teams	2-1
3/5/99 No. 9/10 Miami vs. No. 10/11 St. John's	L, 62-59
2/2/02 No. 12/11 Miami vs. No. 17/22 Connecticut	W, 68-66
2/2/13 No. 14/15 Miami at No. 19/19 NC State	W, 79-78

ON THIS DATE

Miami is 6-7 all-time and 2-4 in conference action when playing games on Feb. 17. UM has lost three of the last four games played on Feb. 17. Of the total matchups, six occurred before the program was reinstated in 1985.

PRONUNCIATIONS

Players

1 Durand	dur-RAND
10 Akpejori	AHK-peh-jour-ee
15 Rion	Ryan
23 Tonye Jekiri	Tone-yay Jah-kEEr-EE
25 Garrius	GARY-us
21 Swoope	Swope
35 Kadji	KAHD-gee

Coaches

Larrañaga	LARE-uh-NAY-guh
Huger	HUE-gur
Caputo	Ca-poo-toe
Summey	Some-EE

CLASS BREAKDOWN

Seniors

Garrius Adams, Julian Gamble, Reggie Johnson, Kenny Kadji, Trey McKinney Jones, Durand Scott

Juniors

Raphael Akpejori, Rion Brown, Justin Heller, Erik Swoope

Sophomore

Shane Larkin

Freshmen

Tonye Jekiri, Steve Sorenson

GEOGRAPHIC BREAKDOWN

CAMEROON

Douala Kenny Kadji

NIGERIA

Lagos Raphael Akpejori

UNITED STATES

California Erik Swoope

Florida

Justin Heller, Shane Larkin, Tonye Jekiri

Georgia

Rion Brown

New York

Durand Scott

North Carolina

Garrius Adams, Julian Gamble, Reggie Johnson

Texas

Steve Sorenson

Wisconsin

Trey McKinney Jones

2012-13 ACC STANDINGS

As of Feb. 15, 2013

Miami	11-0	1.000	20-3	.870
Duke	9-2	.818	22-2	.917
Virginia	8-3	.727	18-6	.750
NC State	6-5	.545	17-7	.708
North Carolina	6-5	.545	16-8	.667
Maryland	5-6	.455	17-7	.708
Florida State	5-6	.455	13-11	.542
Clemson	5-7	.417	13-11	.542
Wake Forest	4-8	.333	11-13	.458
Georgia Tech	3-8	.273	13-10	.565
Boston College	3-8	.273	11-13	.458
Virginia Tech	2-9	.182	11-13	.458

AWARDS IN 2012-13

Durand Scott

ACC Player of the Week - Dec. 17
ACC Player of the Week - Jan. 28

Shane Larkin

Bob Cousy Award finalist
Oscar Robertson National Player of the Week - Feb. 4
ACC Player of the Week - Feb. 4

Coach Larrañaga

Dick Vitale Coach of the Week - Jan. 28

SERIES INFORMATION

Overall	Miami trails 7-11
Games at Miami	4-3
Games at South Carolina	1-5
Games on neutral courts	2-3
Current streak	Miami won 1
Last meeting	1/18/12 - UM 76-73
Larranaga at UM vs. Clemson	1-0

DID YOU KNOW

The Hurricanes have made at least one trey in 823 of 827 games since the NCAA adopted the 3-point shot in 1986.

Miami has held 680 of its last 681 opponents to less than 100 points. UNC was the last team to score 100+, defeating UM 105-64 on Jan. 31, 2007.

Miami boasts five players 6-foot-10 or taller, and five players at 6-6 or 6-5.

27 of 28 Miami Hurricane basketball players have graduated from UM during the last eight years.

Miami basketball ranks 80th-90th percentile in NCAA men's basketball with a 980 APR (academic progress rate).

In 2008 & 2009, Jack McClinton was named first team All-ACC & named to the ACC's All-Academic Team.

Six-time NBA All Star Amar'e Stoudemire recently enrolled at UM and is taking classes to earn his bachelor's degree.

Shane Larkin was named to the ACC All-Freshman Team in 2011-12.

Coach L led the George Mason Patriots to the Final Four with big wins over some of basketball's elite teams such as Michigan State, UNC, and UConn. He was the first coach to take a mid-major to a Final Four in 27 years when his team advanced in 2006.

Miami is one of only three schools in the country sponsored by Nike's LeBron brand.

The Canes have averaged 20+ wins in each of the last five seasons.

Coach L became the first Miami Coach to win 20 games in his first season at The U.

Over 90 percent of Miami Hurricane basketball games were televised last season, including every ACC contest.

Five of the last 12 National Championship teams have been from the ACC.

Three Canes earned all-ACC honors last season, Shane Larkin (freshman), Kenny Kadji, (third) Durand Scott (H.M.).

Summer at the U include competitive pickup games and workouts alongside such players as Carlos Boozer, Chris Bosh, Kevin Durant, Kyrie Irving, Joe Johnson, Chris Paul, and LeBron James.

Former Cane Rick Barry was named one of the Greatest Players in NBA History.

Miami native and former Cane James Jones won the 2010-2011 NBA All-Star Weekend 3-Point Contest and the NBA Championship in the 2011-2012 season.

UM is in its ninth season in the ACC.

UM has played in the postseason 13 of the past 18 years, five of which were in the NCAA Tournament.

The Hurricanes have advanced to the postseason six times in eight seasons, with five NIT appearances and one NCAA appearance.

In 14 years at George Mason, Larranaga led the Patriots to five NCAA Tournament appearances (2011, 2008, 2006, 2001, 1999), including the 2006 Final Four.

SIX PLAYERS SHOOTING BETTER THAN 48 PERCENT

Six Hurricanes are shooting better than 48 percent both overall and in ACC play this season. From distance, Kenny Kadji is hitting 47.4 percent (18-38) in ACC play while Shane Larkin hits 43.4 percent (23-53) from long range.

	ACC	Overall
Tonye Jekiri	57.1 (8-14)	50.0 (9-18)
Julian Gamble	56.9 (37-65)	56.0 (65-116)
Kenny Kadji	54.6 (59-108)	48.9 (111-227)
Shane Larkin	50.0 (55-110)	48.5 (111-237)
Rion Brown	48.4 (30-62)	
Durand Scott	46.0 (52-113)	48.4 (103-213)
Erik Swoope		64.3 (9-14)

MIAMI AMONG TOPS IN NATION IN ROAD WINS

Miami has won nine road games, tied for the second-most road wins in the country this season, as of Feb. 15. Bucknell and Stony Brook lead the way with 10 wins while Miami is tied with six other squads with nine. UM is the only team from a major conference on this list.

10 road wins: Bucknell, Stony Brook.

9 road wins: Miami, Northeastern, Lehigh, Albany, College of Charleston, Louisiana Tech, Stephen F. Austin.

Miami leads major conference programs with nine road wins. The next highest is seven, by LaSalle and VCU.

9 road wins: Miami.

7 road wins: La Salle, VCU.

6 road wins: Arizona, Florida, UMass, Wyoming.

Miami leads all ACC teams with nine overall road wins, the second-highest is four by Florida State.

ACC Teams on the Road

Miami (Fla.): 9-1	Maryland: 2-4
Florida State: 4-4	Virginia Tech: 2-5
Duke: 3-2	Boston College: 2-5
Virginia: 3-4	North Carolina State: 2-5
Clemson: 3-6	Georgia Tech: 1-5
North Carolina: 3-6	Wake Forest: 1-8

METEORIC RISE IN NATIONAL POLLS

According to research by The AP, Miami is the sixth school to ascend from unranked to the top five in four weeks or less since the AP Top 25 began in 1989-90. Connecticut was the last school to make the leap, doing so in 2010-11. Syracuse (2009-10), Georgia Tech (2003-04), Arizona (1995-96) and Kansas (1989-90) have also gone from unranked to the top five in four weeks or less.

ONLY UNDEFEATED POWER SIX REMAINING

Miami is the only team in the nation of the power six conferences (ACC, Big 12, Big Ten, Big East, Pac 12 and SEC) still undefeated in league play.

COACH L IN THE TOP 10

Miami coach Jim Larranaga is the 10th coach in the last 10 years to lead two top-10 programs, according to research by the AP.

Currently Miami is No. 3/4 and following the 2006 season, George Mason was listed as the No. 8 team in the nation in the USA TODAY Coaches Poll on March 28.

The other nine coaches are: John Calipari - Memphis, Kentucky; Mark Gottfried - Alabama, North Carolina State; Tubby Smith - Kentucky, Minnesota; Kelvin Sampson - Oklahoma, Indiana; Bob Huggins - Cincinnati, West Virginia; John Beilein - West Virginia, Michigan; Mark Turgeon - Wichita State, Texas A&M; Tom Crean - Marquette, Indiana; Sean Miller - Xavier, Arizona.

DOWNING DUKE AND UNC BY 20+

This season the Hurricanes defeated Duke 90-63 and UNC 87-61. Miami is the first team to beat Duke and UNC by 20+ points in the same season since Maryland in '74-75 season and the first team to beat Duke and UNC by 25+ points since the start of ACC play in 1953.

40 WINS FOR COACH L, 20 IN ACC

In just two seasons with the Canes, Coach L has posted a 40-16 record, with half of those victories coming in ACC play. In his first year, he was 9-7 in the league and this year the Canes are 11-0.

CANES IN THE POLLS

On Jan. 28, Miami made a historic climb in the national polls jumping 11 spots in the AP Poll and entering the USA TODAY poll for the first time since December 2008, posting a No. 14/15 ranking. According to the Associated Press, Miami's climb in the AP Poll was tied for the second-largest since the poll expanded to 25 teams in 1989-90. Arizona holds the record for the biggest rise, jumping 15 spots in November 1995. Miami's late-January rise is the second-latest behind UConn's +12 jump in March of 2011 after winning the BIG EAST Tournament.

Miami is now No. 3/4, marking the school's highest rank in both the AP and USA TODAY. Miami's highest AP rank was No. 8, on March 1, 1960 and highest USA TODAY rank was No. 10 on March 1, 1999.

MIAMI LEADS THE ACC WITH PERFECT RECORD

Thanks to the ACC for the following notes:

- Miami is the first team to go 11-0 in ACC play since North Carolina started 11-0 in 2000-01 and finished the year 13-3.
- Duke was 16-0 in 1998-99, the only perfect mark in ACC history.
- The Canes have won four ACC games in which they trailed at the half.
- Miami was the first ACC school not named Duke or North Carolina to start 11-0 in conference play since Virginia in 1981, when Coach L was an assistant with the Cavaliers. UVA. started that year 12-0.

MIAMI IMPROVES IN CONFERENCE PLAY

Miami has improved its numbers from non-conference play into league action, both as a team and individually.

Category	Non-conference / ACC	Non-conference/ACC
PPG	69.4 / 71.8	Scoring Margin +9.3 / +13.2
OPP PPG	60.1 / 58.6	3Pt Made/g 6.0 / 7.8
FG%	45.4 / 47.7	3Pt Allowed/g 6.8 / 5.3
3FG %	34.4 / 38.2	Assists/g 10.9 / 13.0
3FG Def	31.0 / 29.4	Blocks/g 4.6 / 5.5
Rebounds	35.6 / 36.7	Reb. Margin +0.6 / +4.1

Individually, Rion Brown has improved his 3-point field goal shooting 27 percent and upped his points per game to 8.6 from 5.3.

Improved stat lines from non-conference to ACC games:

Brown: FG: 31.5 - 48.4; 3FG: 13.2 - 40.0; FT: 60.0 - 76.9; 5.3 - 8.0 ppg

Kadji: 12.0 - 14.3 ppg; FG: 43.7 - 54.6; 3FG: 29.3 - 47.4

Gamble: 5.8 - 7.7 ppg; 3.9 - 6.1 rpg; 1.1 - 2.7 bpg

CANES IN THE TOP 10

WEEK	AP POLL	USA TODAY/ESPN (1997-2013)
2/11/13	3rd (17 first place votes)	4th (5 first place)
2/4/13	8th (1,132 pts)	11 (485 pts)
3/1/60	8th (7 first place votes)	—
2/24/60	9th (2 first place votes)	—
3/1/99	9th (1230 pts)	10th (473 pts)
3/8/99	10th (1089 pts)	12th (444 pts)
2/10/60	10th	—
2/16/60	10th (3 first place votes)	—
1960 Final	10th	—

CANES IN THE TOP 25 SINCE JOINING ACC (2004-05)

Week	AP	USA TODAY/ESPN
2007-08		
12/17/07	22 (274 pts)	22 (98 pts)
12/24/07	19 (443 pts)	19 (188 pts)
1/7/08	25 (85 pts)	RV (21pts-27)
1/14/08	21 (286 pts)	24 (84 pts)
2008-09		
Preseason	17 (570 pts)	16 (233 pts)
11/17/08	17 (591 pts)	16 (238 pts)
11/24/08	22 (272 pts)	21 (146 pts)
12/1/08	21 (309 pts)	22 (158 pts)
12/8/08	RV (63 pts-29th)	25 (69 pts)
2009-10		
1/11/10	23 (189 pts)	RV (8 pts-35th)
2012-13		
1/21/13	25 (93 pts)	RV (49 pts)
1/28/13	14 (894 pts)	15 (326 pts)
2/4/13	8 (1,132 pts)	11 (485 pts)
2/12/13	3 (17 first place votes)	4 (5 first place)

PLAYER TRENDS

RAPHAEL AKPEJIORI

- Played more than six minutes in five of six outings from Dec. 25-Jan. 16.
- Grabbed a rebound in all but six of his 14 appearances.

RION BROWN

- Improved stat line from non-conference to ACC games: FG: 31.5-48.4, 3FG: 13.2-40.0, FT: 60.0-76.9.
- Scored in double digits four times this year, including two-straight games against BC and UNC.
- Shot better than 43 percent from the field eight times, including 81.8 percent (9-11) at Georgia Tech.
- Hit multiple 3-pointers six times.
- Dished out an assist 14 times and started the season with six-straight games with a handout.

JULIAN GAMBLE

- Opened the season a perfect 4-4 from the field in his first game back from knee surgery.
- In the 17 games he has started, is averaging 8.3 points, 6.1 rebounds and 2.4 blocks in 24.1 minutes. In the other six games, Gamble posted 2.3 points, 1.7 rebounds and 0.3 blocks in 10.5 minutes.
- Recorded one double-double this season and missed his second with 11 points and nine rebounds against Indiana State.
- Scored in double digits five times.
- Made at least 40 percent of his shots from the field in 16 games.
- Grabbed at least five rebounds in 12 games and in 11 of the last 15 outings.
- Has more or equal offensive rebounds than defensive rebounds in eight games.
- Blocked a shot in 13 straight games and 17 total games. He has recorded multiple blocks 14 times and at least four blocks five times.
- One of six Hurricanes to pull down double-digit rebounds in a game (Larkin, Kadji, Johnson, Gamble, Scott, McKinney Jones).

TONYE JEKIRI

- Played at least six minutes in 17 of his 21 games.
- Hit a free throw against Florida Gulf Coast for his first career point. He also grabbed his first two rebounds that night.
- Recorded his first field goal at UCF.
- Pulled down a rebound in 16 games, including 11-straight appearances.
- Grabbed at least two rebounds in eight of 10 ACC outings.
- Scored at least two points in eight of 10 ACC outings.

REGGIE JOHNSON

- Recorded four double-doubles in 14 games played this season.
- Scored in double digits six times, including 22 points in the season opener against Stetson.
- Grabbed at least nine rebounds in eight games.
- Dished out an assist in 10 of 14 games.
- Blocked a shot in 10 games, and recorded at least three blocked shots in three outings.
- One of six Hurricanes to pull down double-digit rebounds in a game (Larkin, Kadji, Johnson, Gamble, Scott, McKinney Jones).

KENNY KADJI

- Recorded four double-doubles this season and missed a double-double by either one or two rebounds in four outings.
- Scored in double digits in 13 of 14-straight games and in 19 games total.
- Shot better than 43 percent from the field in 13 outings, and better than 40 percent from distance nine times, including 3-of-3 vs. Charlotte.
- Hit multiple 3-pointers in nine games, and in six of last 10 outings. He has hit a three in all but five games.
- Grabbed at least five rebounds in 17 games, including 14 of the last 18 outings. He has recorded more or equal offensive rebounds than defensive rebounds in five games.
- Dished out at least one assist 11 times.
- Blocked a shot in all but four games and in 11 of last 13 games. He has multiple blocks in nine games and at least three in three outings.
- One of six Hurricanes to pull down double-digit rebounds in a game (Larkin, Kadji, Johnson, Gamble, Scott, McKinney Jones).

SHANE LARKIN

- Has a steal in every game but the season opener and vs. UNC on Feb. 9, and has multiple steals in 13 games. Has three or more steals in eight games.
- Dished out three or more assists in 19 games, five or more 12 times and nine once. Has 23 assists in last four outings.
- Even as a 5-10 point guard, Shane Larkin has grabbed at least four rebounds in 13 games.
- Recorded a 3-pointer in all but two games and multiple threes in 14 games. Hit 5-of-10 threes at Virginia Tech and 5-of-8 vs. UNC (2/9).
- Shot 50 percent or better from the field in 13 games and at least 55 percent in six of last seven outings.
- Has hit 18 threes in last six outings.

TREY MCKINNEY JONES

- Scored in double digits in 13 total games.
- Shot better than 45 percent from the field in 10 games and better than 32 percent from distance in 13 outings.
- Hit multiple 3-pointers in 10 games.
- Leads the team with his 86.8 percent clip at the free throw line. He has been perfect from the line in 11 outings, topped with 7-of-7 at Hawai'i and 6-of-6 vs. Jacksonville.
- One of six Hurricanes to pull down double-digit rebounds in a game (Larkin, Kadji, Johnson, Gamble, Scott, McKinney Jones).
- Grabbed at least four rebounds in 10 outings.
- Dished out an assist in all but three games, multiple assists in 12 games and set a career high mark of seven against Maryland.

DURAND SCOTT

- Has scored 10 or more points in 78 of his last 93 games and his 1,496 career points are among the top active ACC players.
- Shot 50 percent or better from the field in 11 games.
- Has drained multiple 3-pointers in seven games.
- Hit multiple free throws in 12 games.
- At least three assists in 13 games and at least four in nine outings.
- Recorded multiple steals in 13 games.
- Started the season with eight of nine games scoring 15 points or more.
- One of six Hurricanes to pull down double-digit rebounds in a game (Larkin, Kadji, Johnson, Gamble, Scott, McKinney Jones).

ERIK SWOOPE

- Played at least five minutes in eight of his 16 games.
- Grabbed four rebounds three times this season and has pulled down at least one rebound in eight of 15 outings.
- Perfect 3-of-3 from the field against Jacksonville, scoring seven points in 16 minutes.
- Hit his only three-point attempt, which was at UCF.

CANES IN THE NCAA TOURNAMENT

Season	Coach	Overall	Conf.	Record
1959-60	Bruce Hale	23-4		0-1
1997-98	Leonard Hamilton	18-10	11-7	0-1
1998-99	Leonard Hamilton	23-7	15-3	1-1
1999-00	Leonard Hamilton	23-11	13-3	2-1
2001-02	Perry Clark	24-8	10-6	0-1
2007-08	Frank Haith	23-11	8-8	1-1

20-WIN SEASONS AT MIAMI

Season	Coach	Overall	Conf.	W-L	Postseason
1946-47	Hart Morris	20-7			
1959-60	Bruce Hale	23-4			NCAA
1960-61	Bruce Hale	20-7			NIT
1962-63	Bruce Hale	23-5			NIT
1963-64	Bruce Hale	20-7			NIT
1964-65	Bruce Hale	22-4			
1998-99	Leonard Hamilton	23-7	BIG EAST	15-3	NCAA
1999-00	Leonard Hamilton	23-11	BIG EAST	13-3	NCAA
2001-02	Perry Clark	24-8	BIG EAST	10-6	NCAA
2007-08	Frank Haith	23-11	ACC	8-8	NCAA
2009-10	Frank Haith	20-13	ACC	4-12	
2010-11	Frank Haith	21-15	ACC	6-10	NIT
2011-12	Jim Larrañaga	20-13	ACC	9-7	NIT
2012-13	Jim Larrañaga	20-3	ACC	11-0	

FIRSTS UNDER JIM LARRAÑAGA

First game: Nov. 11, 2011 vs. Tennessee Tech. W, 69-58.
 First starting lineup: Malcolm Grant, Durand Scott, Garrius Adams, Erik Swoope, Kenny Kadji.
 First opening tip: Miami — Kenny Kadji.
 First UM FG: 18:38, Durand Scott, 3-pointer.
 First lead: 18:38, 3-0.
 First halftime score: Tennessee Tech 32, Miami 27.
 First win: Nov. 11, 2011. Miami 69, Tennessee Tech 58.
 Attendance at first game: 3,600.
 First loss: Nov. 25, 2011 at Ole Miss, 64-61 (OT).
 First road win: Dec. 22, 2011 at Charlotte, 76-61.
 First ACC game: Jan. 7, 2012 at Virginia, L, 52-51.
 First ACC win: Jan. 18, 2012 vs. Clemson, 76-73.

JIM LARRAÑAGA = PROGRAM CHANGER

In Coach L's 14 Seasons at George Mason ...

- .626 winning percentage
- 13 straight winning seasons
- A Final Four appearance
- 5 trips to the NCAA tournament
- 9 postseason appearances
- First national ranking
- First appearance in Top 10
- First wins over Top 10 teams
- Winningest coach in league history

Seven Seasons before Coach L at GMU...

- .340 winning percentage
- 7 straight losing seasons
- 0 postseason appearances
- Worst team in the CAA

WEIGHT ROOM GAINS

UM has made great strides in the weight room since the arrival of Coach Jim Larrañaga and strength & conditioning coach Jim Krumpas. When Krumpas first arrived at Miami in the spring of 2011, the team bench pressed an average of 231 pounds. By the fall of 2011, that number jumped to 257 lbs, and in the fall of 2012, the Canes are benching 270. In the vertical jump, the players averaged 32.4 inches in the spring of 2011, 34.4 inches in the fall of 2011 and are now at 35 inches. The team also averages 270 lbs. in the front squat. Some impressive individual numbers include: Bishop Daniels gained six inches on his vertical jump; Kenny Kadji lost 20 pounds and gained strength; Erik Swoope benches 340 pounds.

MIAMI'S 2012-13 RECORD WHEN...

Record	Overall	ACC
All games	20-3	11-0
Home	11-0	5-0
Away	9-1	6-0
Neutral	0-2	

November	4-1	
December	4-2	
January	8-0	7-0
February	4-0	4-0
March		
April		

Vs. Top 10 opponents	1-1
Vs. Top 25 opponents	3-1
Vs. RV opponents	2-0
Vs. teams over .500 on game day	17-2
Vs. teams under .500 on game day	1-1
Vs. teams at .500 on game day	2-0
While UM is in the top 25	7-0
While UM is RV (only)	6-2
In overtime games	0-1

Leading at halftime	13-1
Trailing at halftime	6-2
Tied at halftime	1-0
Single overtime	0-1
Double overtime	--
Leading with 2:00 left in regulation	18-1
Trailing with 2:00 left in regulation	2-2
Tied with 2:00 left in regulation	--

UM shoots 50% or better from field	6-0
UM shoots 40-49% from field	13-0
UM shoots under 40% from field	1-3
Opp. shoots 50% or better from field	1-0
Opp. shoots 40-49% from field	7-2
Opp. shoots under 40% from field	11-1
UM shoots 70% or better from the line	8-0
UM shoots less than 70% from the line	12-3

UM has more 3-point FGs	11-1
UM has fewer 3-point FGs	9-2
3-point FGs are even	--

Four or more Canes in double figures	13-0
Three Canes score in double figures	6-2
Two or less Canes score in double figures	1-1

UM outrebounds opponent	14-1
Opp. outrebounds UM	6-2
Tied in rebounds	--
UM records 10 or more steals	4-1
UM records 15 or more assists	7-0
UM commits less than 15 turnovers	17-2
UM commits 15 or more turnovers	4-1
UM commits less turnovers than opp.	9-3
UM commits more turnovers than opp.	7-0
Tied in turnovers	3-0

UM scores 59 points or less	1-3
UM scores between 60-69 points	4-0
UM scores between 70-79 points	12-0
UM scores between 80-89 points	2-0
UM scores between 90-99 points	1-0
UM scores 100 or more points	--

Playing during the afternoon	5-1
Playing in the evening (5 p.m. or later)	15-2
Games decided by three points or less	2-1
Games decided by four to 10 points	6-0
Games decided by 11-20 points	6-2
Games decided by more than 20 points	6-0

20-WIN SEASON FOR MIAMI

With a 20-3 record, Miami has posted its 14th 20-win season, and Coach Larranaga's second-straight with the Hurricanes. UM's best record was the 24-8 season in 2001-02 under Perry Clark, when the Canes were 10-6 in the BIG EAST and went to the NCAA Tournament. Last year the Canes were 20-13 overall, 9-7 in the ACC and played in the NIT. *A complete list of 20-win seasons is on page 4 of the notes.*

LARKIN A BOB COUSY AWARD FINALIST

Shane Larkin has been named a Bob Cousy Award finalist, listing the sophomore as one of the top 12 point guards in the nation. Larkin joins ACC peer Lorenzo Brown (NC State) and 2012-13 opponent Keith Appling (Michigan State) on the list.

JOHNSON TOPS 1,000 POINTS

With 14 points against Florida State on Feb. 13, Reggie Johnson became the 34th Canes to top the 1,000 point plateau, joining teammate Durand Scott on the list. Johnson notched 204 points in 32 games as a freshman, 430 in 36 games his sophomore season and 231 in just 23 games last year.

LARKIN SEEKING 100 ASSISTS

Sophomore PG Shane Larkin has 99 assists in 23 games this season. A year ago, Larkin posted 81 assists in 32 seasons.

Teammate Durand Scott has posted a pair of 100-assist seasons, his freshman (113) and sophomore (112) campaigns, added to 93 last year. Scott has 60 assists in 20 games this year.

FIRSTS IN MIAMI BASKETBALL HISTORY

Miami basketball has encountered many "firsts" under Coach L.

2012-13

- Ranked No. 3/4 - Miami's program high.
 - Miami is the first team to beat Duke and UNC by 20+ points in the same season since Maryland in '74-'75 season.
 - Miami is the first team to beat Duke and UNC by 25+ points since the start of ACC play in 1953.
 - Defeated a No. 1 team (Duke).
 - Ranked No. 8, tying the school's highest AP rank, on Feb. 4.
 - Defeated all three teams in The Triangle in the same season: UNC, Duke and NC State.
 - Defeated three teams in the Top 20 since joining the ACC. The last time was in 1999-00.
 - Won at NC State in Raleigh.
 - Defeated Duke twice within 12 months.
 - 11-0 start in conference play.
 - Ranked in top-15 since joining the ACC.
 - Topped school-best nine ACC victories, which was set last season.
 - Three capacity home crowds: vs. Duke, FSU and UNC.
 - Students camped out for a game (Duke) more than four hours before tipoff.
- Then did it again for game vs. Florida State.

MIAMI DURING THE CURRENT 12-GAME WINNING STREAK

• UM is currently riding a 12-game winning streak. *See the complete stat sheet on page 10 of the notes.*

• Miami's last 12-game winning streak was in 2007-08, when the Canes started the season 12-0. UM went on to a 23-11 record and an appearance in the NCAA tournament.

- The Canes have won six road games, all against ACC opponents.
- Miami has outrebounded eight of 12 opponents, posting a +4.3 margin. UM posted +12 against FSU and Boston College, and +8 against Duke.
- UM has trailed at the half in five games, including being down by six points vs. La Salle and at NC State, three at VT and by two points at UNC and BC.

• Miami has outshot its opponents 47.6 percent to 38.4 percent from the field.

• UM has made 2.4 more 3-pointers (7.8-5.4) per game.

• The Canes have posted 6.8 steals and 5.5 blocks per game, compared to 5.5 spg and 2.8 bpg by the opponents.

• Miami has outscored its opponents 471-372 (8.25 ppg) in the second half.

• Three players are averaging at least 10 points and four Canes have at least 6.3 rebounds per night.

• Kenny Kadji leads the way with 14.3 points. Reggie Johnson has 7.3 rebounds in his seven of 12 outings during the streak.

MIAMI'S LARGEST IN 2012-13

Lead	34 vs. Duke, 1/23
Deficit	26 vs. Arizona, 12/23
Margin of Victory	31 vs. Charlotte, 12/14
Margin of Defeat	19 vs. Arizona, 12/23
Halftime Lead	23 vs. Duke, 1/23
Halftime Deficit	12 vs. Arizona, 12/23
Deficit in Win	12 at Virginia Tech, 1/30
Halftime Deficit in Win	6 vs. La Salle, 1/2
Lead in Loss	10 at FGCU, 11/13
Halftime Lead in Loss	2, vs. Indiana State, 12/25

DOUBLE-DOUBLES in 2012-13

Julian Gamble			
12/22/12	vs. Hawai'i	16 p	13 r
Reggie Johnson			
11/09/12	vs. Stetson	22 p	11 r
11/28/12	vs. Michigan St.	10 p	11 r
12/01/12	at UMass	19 p	13 r
12/18/12	at UCF	16 p	13 r
Kenny Kadji			
11/09/12	vs. Stetson	12 p	12 r
11/24/12	vs. Detroit	14 p	11 r
01/02/13	vs. La Salle	14 p	11 r
01/05/13	at Georgia Tech	11 p	14 r
Shane Larkin			
1/23/13	vs. Duke	18 p	10 r
Durand Scott			
12/14/12	vs. Charlotte	16 p	12 r

20-POINT GAMES IN 2012-13

27	Shane Larkin	11/16/12	vs. Jacksonville
25	Shane Larkin	1/30/13	at Virginia Tech
25	Durand Scott	01/23/13	vs. Duke
22	Shane Larkin	2/13/13	at Florida State
22	Kenny Kadji	01/23/13	vs. Duke
22	Reggie Johnson	11/09/12	vs. Stetson
22	Rion Brown	02/05/13	vs. Boston College
22	Rion Brown	01/05/13	at Georgia Tech
20	Durand Scott	12/22/12	at Hawai'i

AT THE BANKUNITED CENTER (BUC)

Year	Season	Cumulative
2002-03*	4-5	
2003-04	10-8	14-13
2004-05	11-5	25-18
2005-06	11-5	36-23
2006-07	8-7	44-30
2007-08	14-2	58-32
2008-09	12-4	70-36
2009-10	12-4	82-40
2010-11	13-4	95-44
2011-12	12-3	107-47
2012-13	11-0	118-47

*Opening Day at the BankUnited Center
Jan. 4, 2003 vs. North Carolina, W,OT 64-61

LED (TIED) THE TEAM IN....

	Points	Rebounds	Assists	Steals	Blocks
Akpejori	-	-	-	(1)	-
Daniels	-	-	-	1 (1)	-
Brown	2	1	-	(1)	(1)
Gamble	-	2 (2)	-	(1)	8 (4)
Jekiri	-	-	-	-	1
Johnson	2	8	-	(1)	3 (1)
Kadji	5	4 (3)	-	1 (1)	5 (5)
Larkin	5 (2)	2 (1)	15 (3)	5 (9)	-
McKinney Jones	2	1	2	2 (3)	-
Scott	5 (2)	1 (2)	3 (2)	3 (6)	-
Swoope	-	-	-	-	(1)

MBB INKS BURNETT AND REED TO NLI

Jim Larrañaga has announced the signing of Deandre Burnett and Davon Reed to National Letters of Intent, on Nov. 20.

Burnett is a 2012 Parade All-American, one of only two players from the state of Florida and one of five Atlantic Coast Conference recruits to earn the honor. Originally from Florida, Burnett is currently attending Massanutten Military Academy (Va.).

At 6-1, 190 pounds, the shooting guard averaged 36.2 points, six rebounds and four assists per game as a senior at Carol City High School in Miami Gardens, Fla. The fourth leading scorer in the nation notched 45 points three times in his final prep season, earning first team Miami-Dade County honors as a junior while leading the Chiefs to an 18-4 record. He has averaged more than 20 points per game since his sophomore campaign.

Burnett played AAU ball for Team U and is touted for his ability to attack the basket in transition, score through contact and pressure the ball full court.

Burnett chose Miami over offers from Virginia, Mississippi, South Carolina, La Salle, FAU, Georgia Southern, FIU and Stetson. He is Larrañaga's third signee from the state of Florida, joining current Hurricanes sophomore Shane Larkin (Dr. Phillips) and freshman Tonye Jekiri (Champagnat).

Reed, a native of Princeton, N.J., is a four-star swingman listed as a Top 100 player (No. 97) by Rivals.com and No. 78 in the Class of 2013 by ESPN. He is the third-best talent in New Jersey and 18th best nationally at the shooting guard position, according to ESPN.com and Rivals ranks him as 24th among shooting guards.

He is a 6-6, 195-pound guard who averaged 27 points and nine rebounds per game for Princeton Day School (N.J.) last season. He enters his senior season with 1,473 points in 78 career games, an 18.9 ppg clip.

He is a multidimensional, athletic player who can handle the ball, has a solid shot and can defend the perimeter. He can play the 2 or the 3, and can defend the 1, 2 or 3 positions.

This summer, Reed participated in the Kevin Durant Skills Academy and played the AAU circuit with Team Final from New Jersey.

Reed chose Miami over offers from Wake Forest, Cincinnati, Xavier and Memphis, among others.

ACC COACHES TELECONFERENCE

The 12 ACC head basket-ball coaches will be featured on nine Monday teleconferences during the 2012-13 season. The season's first teleconference will take place on Jan. 7, 2013, and continue through March 11. Each coach will have 10 minutes to make an opening statement and answer questions. There will be an instant replay of each teleconference on the Conference's internet site TheACC.com each Monday afternoon.

Jeff Bzdelik, Wake Forest	10:30
James Johnson, Virginia Tech	10:40
Tony Bennett, Virginia	10:50
Mark Gottfried, NC State	11:00
Roy Williams, North Carolina	11:10
Jim Larrañaga, Miami	11:20
Mark Turgeon, Maryland	11:30
Brian Gregory, Georgia Tech	11:40
Leonard Hamilton, Florida State	11:50
Mike Krzyzewski, Duke	12:00
Brad Brownell, Clemson	12:10
Steve Donahue, Boston College	12:20
Media Phone Number:	913-312-0641

MIAMI QUICK HITS

- Miami is the first team to go 11-0 in ACC play since North Carolina started 11-0 in 2000-01 and finished the year 13-3.
- The Canes have won four ACC games in which they trailed at the half.
- Coach L is 20-7 overall in ACC play at Miami, including 11-2 at home and 9-5 on the road. He is 1-1 in the ACC Tournament and 1-1 in the NIT. His head coaching career also includes a 14 years at George Mason (1997-2011), an 11-year stint at Bowling Green (1987-97) and two seasons at American International (1977-79).
- The Canes defense is holding opponents to less than 60 points per game (58.6) in ACC play. Overall, Miami has held 13 teams to less than 60 points this season, including eight of the last 12 opponents (UNC recorded 61, Duke scored 63 and VT notched 64). In Larrañaga's two-year tenure, UM has held 25 teams to less than 60 points.
- Miami has trailed in 15 of its 20 wins, including an 12-point deficit at Virginia Tech late in the first half.
- Miami has outscored its opponents 698-570 in the paint, topping out at 50 at NC State.
- Miami has made more 3-pointers than its opponent in 13 of 23 games this season. In 2011-12, UM tied or hit more from distance in 26 of 33 games.
- Miami has shot better than 45 percent from the floor in 27 halves this season and overall in 16 games.
- Only 15 opponents - four this season - have shot 45 percent or better from the floor against UM since Jim Larrañaga became the head coach.
- Miami has held 25 opponents (9 ACC) to less than 60 points since Larrañaga arrived.
- The Canes have held 34 opponents to less than 41 percent from the field under Coach L, including 16 of 23 this season. This season four opponents have not shot 31 percent, including No. 1 Duke.

LARKIN ACC AND NATIONAL PLAYER OF THE WEEK

Sophomore Shane Larkin has earned Oscar Robertson National Player of the Week by the USBWA and ACC Player of the Week honors after leading the Canes to a pair of conference road wins against Virginia Tech and No. 19 NC State. The sophomore averaged 19.0 points, 4.0 assists, 4.0 steals, 3.0 rebounds and 1.0 blocks in 38.5 minutes per game for the No. 14/15 Miami Hurricanes. Larkin hit 60.9 percent (14-23) from the field and hit 7-15 (46.7%) from distance in his two outings.

LIGHTS OUT SHOOTING AT FLORIDA STATE

Miami shot 63.8 percent from the field against Florida State, hitting 73.9 percent (17-23) in the first half and 54.2 percent (13-24) in the second. UM has shot better than 50 percent in six games this season, including three times in conference play: at Florida State (63.8%), vs. Duke (56.9%) and vs. North Carolina (54.4%).

SCOTT TIES CAREER STARTS RECORD

With a start at Florida State, Durand Scott tied Miami's mark for career games started with Darius Rice, who has 113. *For a complete list of records Scott is chasing, go to page 6 of the notes.*

CANES DOMINANT AT HOME

With the Feb. 10 win over UNC, Miami improved to 11-0 at home this season. Each of the Hurricanes' past four home wins have been by at least 22 points: Duke +27, FSU +24, BC +22, UNC +26.

DRAINING FROM DISTANCE

The Hurricanes made 15 three pointers and shot 57.7 percent from distance against UNC. Miami tied the school record for 3-point field goals made in a game, matching the 2010 outing vs. South Carolina State & a 1993 game against vs. Georgetown.

CANES IN THE PROS

DeQuan Jones	Orlando Magic
James Jones	Miami Heat
John Salmons	Sacramento Kings
Jack McClinton	Fort Wayne Mad Ants (D-League)
Adrian Thomas	Bakersfield Jam (D-League)
Brian Asbury	Cajasol Banca Cívica Sevilla (Spain)
Malcolm Grant	Wollongong Hawks (Australia)
Lance Hurdle	Wollongong Hawks (Australia)
Anthony King	Artland Dragons (Germany)

2012-13 Record Chasers**REBOUNDS, CAREER**

1. Rick Barry, 1962-65	1,274
2. Willie Allen, 1968-71	916
3. Harry Manushaw, 1958-61	914
7. Anthony King, 2003-08	824
8. Edwin Morris, 1955-58	787
9. Reggie Johnson, 2009-p	774

BLOCKED SHOTS, CAREER

1. Constantin Popa, 1991-95	263
2. Tim James, 1995-99	224
3. Anthony King, 2003-08	219
7. Elton Tyler, 1997-2000, 2001-02	114
8. Julian Gamble, 2009-p	112
9. Reggie Johnson, 2009-p	110

POINTS SCORED (FG-FT), CAREER

1. Rick Barry, 1962-65 (816-666)	2,298
2. Eric Brown, 1985-89 (805-633)	2,270
9. Dick Hickox, 1958-61 (560-409)	1,529
10. Johnny Hemsley, 1996-00 (530-164)	1,497
11. Durand Scott, 2009-p	1,496

ASSISTS, CAREER

1. Vernon Jennings, 1996-00	520
2. Kevin Norris, 1994-98	493
3. John Salmons, 1998-02	429
4. Kevin Presto, 1985-98	412
5. Thomas Hocker, 1987-90	384
6. Durand Scott, 2009-p	378

GAMES STARTED, CAREER

1. Darius Rice, 2000-04	113
Durand Scott, 2009-p	113

STEALS, CAREER

1. Kevin Norris, 1994-98	208
2. Vernon Jennings, 1996-00	199
3. John Salmons, 1998-02	192
7. Kevin Presto, 1985-89	154
8. Durand Scott, 2009-p	151

STARTERS BY GAME

SU	Larkin	Brown	McKinney Jones	Kadji	Johnson
FGCU	Larkin	Brown	McKinney Jones	Kadji	Johnson
JU	Larkin	Brown	McKinney Jones	Kadji	Gamble
Detroit	Larkin	Scott	McKinney Jones	Kadji	Gamble
MSU	Larkin	Scott	McKinney Jones	Kadji	Johnson
UMass	Larkin	Scott	McKinney Jones	Kadji	Johnson
Charlotte	Larkin	Scott	McKinney Jones	Kadji	Johnson
UCF	Larkin	Scott	McKinney Jones	Kadji	Johnson
Hawaii	Larkin	Scott	Brown	Kadji	Gamble
Arizona	Larkin	Scott	Brown	Kadji	Gamble
Ind. St.	Larkin	Scott	McKinney Jones	Kadji	Gamble
LaSalle	Larkin	Scott	McKinney Jones	Kadji	Gamble
Ga. Tech	Larkin	Scott	McKinney Jones	Kadji	Gamble
UNC	Larkin	Scott	McKinney Jones	Kadji	Gamble
MD	Larkin	Scott	McKinney Jones	Kadji	Gamble
BC	Larkin	Scott	McKinney Jones	Kadji	Gamble
Duke	Larkin	Scott	McKinney Jones	Kadji	Gamble
FSU	Larkin	Scott	McKinney Jones	Kadji	Gamble
VT	Larkin	Scott	McKinney Jones	Kadji	Gamble
NC State	Larkin	Scott	McKinney Jones	Kadji	Gamble
BC	Larkin	Scott	McKinney Jones	Kadji	Gamble
UNC	Larkin	Scott	McKinney Jones	Kadji	Gamble
FSU	Larkin	Scott	McKinney Jones	Kadji	Gamble

RECORD BY STARTING LINEUP

Larkin, Scott, McKinney Jones, Kadji, Gamble	13-1
Larkin, Scott, McKinney Jones, Kadji, Johnson	4-0
Larkin, Brown, McKinney Jones, Kadji, Johnson	1-1
Larkin, Brown, McKinney Jones, Kadji, Gamble	1-0
Larkin, Scott, Brown, Kadji, Gamble	1-1

MIAMI DEFEATS THE NORTH CAROLINA TRIANGLE

For the first time in history, Miami has defeated all three teams in The Triangle - North Carolina, Duke and North Carolina State - in the same season. In 2008, Miami downed both Duke and NC State, but couldn't topple UNC. The Canes have defeated the three teams (4x) by a total of 63 points, this season. In Miami's nine previous wins over teams in The Triangle, the Canes outscored those teams by a total of 58 points.

Opponent	Date	UM	Score	Location
Duke	12/21/62	W	71-69	H
UNC	1/4/03	W	64-61 (OT)	H
NC ST	1/9/05	W	67-66	H
UNC	1/14/06	W	81-70	A
NC ST	2/10/07	W	80-65	H
Duke	2/20/08	W	96-95	H
NC ST	3/13/08	W	63-50	N
NC ST	3/7/09	W	72-64	H
Duke	2/5/12	W	78-74 (OT)	A
UNC	1/10/13	W	68-59	A
Duke	1/23/13	W	90-63	H
NC ST	2/2/13	W	79-78	A
UNC	2/9/13	W	87-61	H

MIAMI AT FLORIDA STATE RECAP

Starters for Miami: Shane Larkin, Durand Scott, Trey McKinney Jones, Kenny Kadji and Julian Gamble ... Shane Larkin scored 13 of his 22 points in the final 7 1-2 minutes ... Reggie Johnson spurred a 25-5 run midway through the first half to help the Hurricanes wipe out an early 13-2 deficit on their way to a 38-30 halftime advantage. Johnson ended the night a perfect 5-of-5 from the field ... Miami shot 74% from the field in the first half, and finished the game shooting 64% from the field, the highest shooting percentage for the Hurricanes this season. Their previous high for a half 58.6% and 56.9% in a single game, both came against Duke on Jan. 23, 2013 ... For the first time this season, every Hurricane that played recorded a field goal ... Shane Larkin (18), Durand Scott (13), Reggie Johnson (12) and Julian Gamble (10) all scored in double digits. The Canes are now 13-0 when four Canes score in double digits.

MIAMI VS. THE ACC IN THE COACH L ERA

After defeating NC State on Feb. 2, Miami has defeated all but one ACC opponent at least once in the Coach L era, still playing for a win against Virginia. Miami plays UVA Feb. 19 in Coral Gables. UM lost once on the road to Virginia last season.

In his first season at UM, Coach Larrañaga and the Canes defeated eight of their 11 ACC opponents at least once. Coach L added two more teams this season, downing both UNC and NC State on their home courts. Last season Miami beat Boston College in both meetings, and downed five teams in their sole matchup - Clemson, Duke, Virginia Tech, Georgia Tech and Wake Forest. UM

split games with Maryland and Florida State, but lost to North Carolina (twice), NC State (twice) and Virginia.

COACHING COORDINATORS FOR UM

Miami's assistant coaching staff is set up in a coordinator system, with Eric Konkol as the offensive coordinator, Michael Huger manning the defense and Chris Caputo handling the scout for every opponent.

Miami in the ACC rankings as of Feb. 15 Individual

SCORING	CI	G	FG	3FG	FT	Pts	Avg/G
12. Kenny Kadji-UM	Sr	11	59	18	21	157	14.3
14. Shane Larkin-UM	So	11	55	23	14	147	13.4
19. Durand Scott-UM	Sr	11	52	11	21	136	12.4

REBOUNDING	CI	G	Off	Def	Total	Avg/G
15. Kenny Kadji-UM	Sr	11	14	53	67	6.1
Julian Gamble-UM	Sr	11	29	38	67	6.1

FIELD GOAL PCT	CI	G	FGM	FGA	Pct.
2. Kenny Kadji-UM	Sr	11	59	108	.546
7. Shane Larkin-UM	So	11	55	110	.500

ASSISTS PER GAME	CI	G	No.	Avg/G
4. Shane Larkin-UM	So	11	55	5.0
6. Durand Scott-UM	Sr	11	36	3.3

STEALS PER GAME	CI	G	No.	Avg/G
1. Shane Larkin-UM	So	11	22	2.0
2. Durand Scott-UM	Sr	11	20	1.8

3-POINT	CI	G	3FG	FGA	Pct.
4. Shane Larkin-UM	So	11	23	53	.434

3-POINT FG MADE	CI	G	3FG	Avg/G
8. Shane Larkin-UM	So	11	23	2.1

BLOCKED SHOTS / GAME	CI	G	No.	Avg/G
1. Julian Gamble-UM	Sr	11	30	2.7

ASSIST/TURNOVER RATIO	CI	G	Ast.	T/O	Ratio
4. Shane Larkin-UM	So	11	55	25	2.2
7. Durand Scott-UM	Sr	11	36	22	1.6

OFFENSIVE REBOUNDS PG	CI	G	No.	Avg/G
7. Julian Gamble-UM	Sr	11	29	2.6

MINUTES PER GAME	CI	G	No.	Avg/G
4. Shane Larkin-UM	So	11	394	35.8
10. Durand Scott-UM	Sr	11	370	33.6

COACH L COACHING TREE

Jamie Angeli - assistant - Stetson women
 Joe Barer - head coach in high school
 Scott Cherry - head coach - High Point
 Bill Courtney - head coach - Cornell
 Kent Dernbach - assistant - University of Wisconsin Stephens Point
 Brian Ellerbe - former head coach - Michigan. Now assistant - DePaul
 Jerry Francis - former head coach - Prairie View. Now head coach - high school
 Mike Gillian - head coach - Longwood
 Stan Heath - head coach - University of South Florida
 Marc Iavaroni - former head coach - Memphis Grizzlies. Now assistant - LA Clippers
 James Johnson - head coach - Va. Tech
 Derek Kellogg - head coach - UMass
 Scott Lombardi - assistant - George Mason
 Steve Merfeld - former head coach - Evansville. Now assistant - Creighton
 Keith Noftz - former assistant - Central Michigan. Now head coach - high school
 Jeff Schneider - former head coach - Cal Poly San Luis Obispo
 Anthony Solomon - former head coach - St. Bonaventure. Now assistant - Notre Dame
 Ricky Stokes - former head coach - Va. Tech
 Jeff Westlund - assistant - Bethel
 Ricky Yahn - assistant - Longwood

MIAMI IN THE ACC RANKINGS AS OF FEB. 15

Team					
SCORING OFFENSE	G	W-L	Pts	Avg/G	
3. Miami	11	11-0	790	71.8	
SCORING DEFENSE	G	Pts	Avg/G		
2. Miami	11	645	58.6		
SCORING MARGIN	G	O-D	Margin		
1. Miami	11	71-8.6	+13.2		
FIELD GOAL %	G	FGM	FGA	Pct.	
1. Miami	11	295	619	.477	
FIELD GOAL % DEF	G	FGM	FGA	Pct.	
1. Miami	11	238	617	.386	
3-POINT FG % DEF	G	3FGM	3FGA	Pct.	
3. Miami	11	58	197	.294	
REBOUND MARGIN	G	Margin			
2. Miami	11	+4.1			
BLOCKED SHOTS	G	No.	Avg/G		
2. Miami	11	60	5.5		
STEALS	G	No.	Avg/G		
1. Miami	11	75	6.8		
3-POINT FG MADE	G	No.	Avg/G		
1. Miami	11	86	7.8		

UM Communications

Assoc. AD for Communications Chris Freet

c.freet@miami.edu

MBB Contact Amy Woodruff

Assistant Director of Communications

Work/Cell (305) 284-3241 / (813) 410-1194

Email a.woodruff@miami.edu

Website www.HurricaneSports.com

2012-13 UM Quick Facts

Location	Coral Gables, Fla.
Stadium	BankUnited Center
Press Row	305-284-2111
Capacity	7,200
Enrollment	15,524
Founded	1925
Colors	Orange, Green, White
Nickname	Hurricanes
Mascot	Sebastian the Ibis
Conference	Atlantic Coast
President	Dr. Donna E. Shalala
Interim Director of Athletics	Blake James
Address	5821 San Amaro Drive Coral Gables, Fla. 33146

2011-12 Overall Record 20-13

Home/Away/Neutral 14-4/5-8/1-1

2011-12 ACC Record 9-7

2011-12 ACC Finish T-4

Starters Returning / Lost 4/1

Lettermen Returning / Lost 10/2

Head Coach Jim Larrañaga

Alma Mater Providence, 1971

Record at UM 40-16 / second season

Overall Record 510-350 / 29th season

STAFF

Eric Konkol Wisconsin-Eau Claire, '00
 Michael Huger Bowling Green, '94
 Chris Caputo Westfield (Mass.) State, '02
 Director of Operations Mike Summey
 Assoc. Director of Operations Jaime Vathielil
 Athletic Trainer Wes Brown
 Strength & Conditioning Coach Jim Krumpus

HISTORY

First Season of Basketball 1926

Overall All-Time Record 908-684

Year UM Joined ACC 2004-05

NCAA Appearances Six

1960, 1998, 1999, 2000, 2002, 2008

Last NCAA Appearance L, 75-72

Second Round vs. Texas, 2008

NIT Appearances 10

1961, 1963, 1964, 1995, 1997,

2001, 2005, 2006, 2009, 2011

Last NIT Appearance L, 79-64

Quarterfinals vs. Alabama, 2011

COMMUNICATIONS POLICIES

All interview requests for assistant coaches or athletics department staff members must also be approved and cleared by the UM Communications office and/or basketball contact Amy Woodruff. Credential requests are taken via e-mail to Amy Woodruff (A.Woodruff@miami.edu). Any misuse of credentials will result in removal from the BankUnited Center and the permanent voiding of the credential. The UM locker room is closed at all times. For home games, Coach Larrañaga and a handful of Hurricane players will report to the media room for interviews following the opposing team's postgame press conference.

CANES NUMBERS AGAINST RANKED TEAMS

In four games against ranked teams, Miami is 3-1 with wins over No. 13/14 Michigan State, No. 1 Duke and at No. 19 NC State, and a loss in Honolulu to No. 4/5 Arizona. **See the complete stat sheet on page 10 of the notes.**

In those four games, Durand Scott is averaging 18.3 points, 4.5 rebounds and 2.3 assists per game while shooting 55.6 percent from the floor and 41.7 percent from distance. Kenny Kadji has 14.5 points, 4.5 rebounds and 1.0 blocks while shooting 59.5 percent from the field. Shane Larkin is averaging 14.0 points, 4.0 rebounds, 3.8 assists and 4.0 steals while shooting 52.4 percent from the field and 42.9 from distance. Reggie Johnson has 9.0 points and 8.0 rebounds in his three games (MSU, Duke and NC State).

LARKIN IN THE AIR

At 5-11, sophomore point guard Shane Larkin grabbed 19 rebounds in two games with 10 against No. 1 Duke and nine vs. Florida State. He has pulled down at least four rebounds in nine of the last 13 games and 14 times this season.

Larkin also took flight offensively in the game against Duke, throwing down his first dunk of the season. Against Virginia Tech, Larkin blocked a pair of shots within six seconds of one another.

LARKIN IMPROVES IN YEAR TWO

Sophomore Shane Larkin has drastically improved his stat line in his second year with the Canes, averaging 13.4 ppg, 4.3 assists, 4.1 rpg and 2.1 steals through 23 games. In those 23 games, Larkin has already surpassed last season's 33-game totals of 32 3-point field goals, 81 assists and is one short of his 50 total steals.

Category	2011-12 (33g)	'12-13 (22g)
Points	7.4	13.4
FG Percent	36.0	48.5
3-Point Field Goals	32	45
Assists	81	99
Steals	50	49
Rebounds	2.5	4.1
Minutes	25.6	36.0

UNDEFEATED IN JANUARY

Miami was a perfect 8-0 in January, posting a 7-0 ACC record. The last time UM was undefeated for an entire month was November 2009, when Miami was 7-0 in non-conference play. In conference action, Miami was 8-0 in February 1999.

HOLDING OPPONENTS TO LESS THAN 50 PERCENT

Miami has allowed only one opponent to shoot better than 50.0 percent from the field this season - NC State hit 53.8 percent of its shots. Florida Gulf Coast hit 25-51 for the second-highest mark of 49.0 percent. Miami has hit more than half of their shots five times, including 59.0 percent vs. Jacksonville and 56.9 percent vs. No. 1 Duke.

TEAM EFFORT FROM THE CANES

Through 23 games, six players have led (or tied) for team highs in scoring, seven in rebounds, three in assists, eight in steals and six in blocks. *See page 5 of the notes for a complete listing.*

GAMBLE STEPS UP IN ABSENCE OF JOHNSON

Julian Gamble moved into the starting lineup in the absence of Reggie Johnson and took full advantage of the opportunity. In nine games without Johnson, Gamble more than doubled his point production and increased his rebounds from less than two per game to 7.6 each night.

A year ago, Gamble didn't know if he'd be granted a sixth year of eligibility with the Canes. In his senior campaign, the native of Durham is posting career numbers, topping his junior year stats.

	First 8 games	W/out Reggie	Jr. Year
Minutes	13.0	27.0	15.2
Points	4.3	8.9	4.0
Rebounds	1.8	7.5	3.4
Blocks	0.6	2.3	0.8

WHO SCORED FIRST?

Miami is 7-0 when Kenny Kadji is the first Cane to score, and 5-0 when Durand Scott scores Miami's first points in the game. UM is 3-0 when Larkin scored first, 2-0 after Rion Brown does, 1-1 with Trey McKinney Jones and 2-2 with Julian Gamble.

UM'S OFFENSIVE OUTPUT

Three players - Durand Scott, Kenny Kadji and Shane Larkin - are averaging double-digit points this season, while Reggie Johnson is at 9.7 and Trey McKinney Jones is at 9.5 ppg. When three or more Canes score in double digits, Miami is 17-2. UM is a perfect 12-0 when four or more Hurricanes have scored in double digits.

LARKIN'S STAT LINE AGAINST NO. 1 DUKE

Shane Larkin notched his first career double-double with 18 points (8-of-14) and 10 rebounds. He added five assists and a steal in 36 minutes. Larkin is the first player with 18+ pts, 10+ reb, 5+ ast in win vs. No. 1 team since Dwyane Wade in 2003 regular final vs. Kentucky.

CANES IN THE CLUTCH

Durand Scott has led the team in scoring in the final five minutes of a game for the past four seasons. As a rookie, Scott averaged 2.6 ppg in the final five minutes of regulation, as a sophomore he improved to 2.9 ppg and set a career mark of 3.0 ppg his junior year. As a senior he is at 2.4 ppg.

SCOTT ACC PLAYER OF THE WEEK

Durand Scott earned ACC Player of the Week honors after averaging 18.0 points, 4.0 rebounds and 4.0 assists in a pair of wins as Miami defeated No. 1 Duke and in-state rival Florida State. The honor is the second of the season for the native of Bronx, N.Y.

Scott racked up 25 points, six rebounds, four assists and two steals in 36 minutes against No. 1 Duke, earning Miami's second-straight win over the Blue Devils. Scott was 9-of-14 (.643) from the field, 3-of-4 from distance and 4-of-5 at the line. Against Florida State, Scott shot 57.1 percent from the field, totaling 11 points, and added two rebounds and four assists in 26 minutes for the Canes.

RPI AND STRENGTH OF SCHEDULE

According to WarrenNolan.com as of Feb. 11, Miami's RPI is 2 and strength of schedule is 1. RealtimeRPI.com has UM with an RPI of 2 and SOS of 1. Since joining the ACC, Miami's best non-conference SOS was 112 and RPI was 39, both in in 2007-08.

Non-conference schedule strength	RPI
Collegiate Basketball News	NCAA.
org	
2011-12	117
2010-11	142
2009-10	345 (out of 347 teams)
2008-09	212
2007-08	112
2006-07	269
2005-06	151
2004-05	204

NUMBER OF GAMES POTENTIALLY MISSED BY THE CANES

Based on a 32-game schedule, this year Miami will be undermanned in potentially 103 games due to injuries and transfers. Durand Scott missed three games due to an NCAA withholding penalty, Reggie Johnson missed eight games with a thumb injury, while Garrius Adams will miss the entire season (32 games) due to injuries. Two transfers, Bishop Daniels and Melvin Johnson, will miss 28 and 32 games, respectively.

Last season, Miami players missed 108 games due to injury or NCAA suspensions.

LARRAÑAGA EARNS 500th WIN

Head coach Jim Larrañaga is in his 29th season as a head coach, posted his 500th win at Georgia Tech on Jan. 5 in Atlanta. Entering the 2012-13 season, Coach L was tied for 20th on the list of winningest active Division-I head coaches. Currently 17 active D-I coaches have 500 wins.

LARRAÑAGA AND OBAMA

In his three visits to the UM campus in the past year, President Barack Obama was greeted by Coach Larrañaga and attended each event. Larrañaga has met the President a dozen times, dating back to Coach L's tenure in Fairfax, Va., at George Mason. Larrañaga's son, John, also plays basketball with the President.

CANES & COACH L MAKE COMMITMENT

The University of Miami and Coach Jim Larrañaga have agreed to terms on a three-year contract extension that will run through April 30, 2019. Larrañaga's extension adds three years to his existing five-year contract which began in April 2011.

CELTICS & LINSANITY ASSOCIATED WITH COACH L

Coach Jim Larrañaga's son, Jay, was hired by the Boston Celtics as an assistant coach for the 2012-13 season. Jay was previously the head coach of the Erie Bayhawks, the Knicks' Developmental League team where Jeremy Lin played one game before being sent to New York City. In that one game, Lin delivered the single-best performance by an Erie player this season notching the team's only triple-double thus far, scoring 28 points, dishing out 12 assists and grabbing 11 rebounds in the BayHawks' 122-113 win over Maine.

DEQUAN JONES STARTS FOR ORLANDO

Former Miami Hurricane DeQuan Jones was signed as a free agent on Sept. 29, 2012, making the Orlando Magic's 15-man opening night roster. He started the first two games of the season, and since then has played in 36 total games, starting 13, missing some time due to a groin and then a foot injury. He is averaging 3.1 ppg, 1.9 rpg, 0.2 bpg while shooting 42.0 percent in 12.1 mpg. As a senior in 2011-12, he averaged 5.9 points, 3.6 rebounds and 17.3 minutes in 23 games for UM. He participated in the 24th annual State Farm College Slam Dunk & 3-Point Championships at the Final Four, advancing to the semifinals of the slam dunk contest.

MIAMI IN NCAA STATS *As of Feb. 13*

Category	Rank	Actual	National Leader	Actual
Won-Lost Percentage (345 ranked)	10	86.4	Gonzaga	92.0
Final Points (345 ranked)	217	1549.0	Iona	2064.0
Scoring Offense (345 ranked)	104	70.4	Northwestern St.	84.3
Scoring Defense (345 ranked)	29	59.0	Stephen F. Austin	49.7
Scoring Margin (345 ranked)	31	11.4	Florida	21.5
Field-Goal Percentage (345 ranked)	64	45.8	Creighton	51.0
Field-Goal Percentage Defense (345 ranked)	15	37.8	Kansas	36.0
Three-Point Field Goals Per Game (345 ranked)	88	7.0	Charleston So.	9.6
Three-Point Field-Goal Percentage (345 ranked)	73	36.4	Creighton	43.2
Three Pt FG Defense (345 ranked)	44	30.5	Texas	25.6
Free-Throw Percentage (345 ranked)	258	66.2	Davidson	81.0
Rebound Margin (345 ranked)	107	2.5	Colorado St.	13.8
Assists Per Game (345 ranked)	229	12.0	Ohio	18.7
Assist Turnover Ratio (345 ranked)	82	1.1	Notre Dame	1.67
Blocked Shots Per Game (345 ranked)	31	5.0	Kentucky	7.7
Steals Per Game (345 ranked)	166	7.0	VCU	12.0
Final Opp Points (345 ranked)	333	1298.0	Longwood	2032.0
Turnovers Per Game (345 ranked)	12	10.9	Cal Poly	9.3
Turnover Margin (345 ranked)	90	1.7	VCU	8.0
Personal Fouls Per Game (345 ranked)	5	13.8	Michigan	12.0

HURRICANES IN NCAA STATS *As of Feb. 13*

Category	Player	Rank	Actual	National Leader	Actual
Field-Goal Percentage (250 ranked)	Kenny Kadji	87	49.3	Taylor Smith, SFAust	70.4
	Durand Scott	119	47.8		
3-Point Field Goals Per Game (250 ranked)	Shane Larkin	215	1.95	Travis Bader, Oaklnd	4.38
Rebounds Per Game (250 ranked)	Kenny Kadji	216	6.8	O.D. Anosike, Siena	11.9
Assists Per Game (250 ranked)	Shane Larkin	112	4.3	Michael Carter-Williams, Syr.	8.5
Blocked Shots Per Game (250 ranked)	Julian Gamble	73	1.86	Nerlens Noel, Ky	4.48
	Kenny Kadji	140	1.41		
Steals Per Game (250 ranked)	Shane Larkin	32	2.18	Anthony Hickey, LSU	3.37
	Durand Scott	112	1.79		
Assist Turnover Ratio (250 ranked)	Shane Larkin	91	2.02	Larry Drew II, UCLA	4.4
	Durand Scott	191	1.58		
Double Doubles (250 ranked)	Kenny Kadji	152	4.0	2 Players	17.0

UNIVERSITY OF MIAMI**Academic Prestige**

- No. 1 University in the state of Florida: Ranked No. 44 in Nation by US News & World Report
- Miami ranks No. 17 among BCS schools by US News & World Report
- UM, Northwestern and Duke are the only three BCS schools to record an APR score of 980 or better in football, men's basketball and baseball.
- University of Miami student-athletes have recorded a Graduation Success Rate (GSR) of 93 percent, the highest mark ever achieved for the school's athletics department. Miami basketball scored a 980 academic progress rate (APR), ranking in the 80-90th percentile nationally among men's basketball teams.

Graduation Rates

- Miami basketball has graduated 27 of 28 players over the last eight years
- 25 of 25 of Coach L's players have graduated since 2006

Small, Private School Environment

- 75% of UM classes have 25 or fewer students; 50% of classes have 15 or fewer students
- 11:1 student-to-faculty ratio
- Less than 10,000 undergraduate students enrolled

Diversity

- Miami ranks fifth among BCS schools in diversity (behind Cal, Stanford, UCLA, and USC) – 49% of UM students are minorities.

- Miami is rated No. 3 in race and class interaction by Princeton Review

Competitive Admissions

- 2,000 incoming freshmen out of a pool of 27,700 applications received
- 50% of new freshmen graduated in the top 5% of their class
- Average weighted GPA is 4.2

TOP SEVEN CANES VS. CLEMSON

Rion Brown	Min	Avg	FG	FGA	Pct	3FG	3FGA	3Pct	FT	FTA	Pct	Off	Def	Tot	Avg	PF	FO	Ast	TO	Blk	Stl	Pts	Avg		
2010-11	2	0	32	16.0	1	2	.500	0	1	.000	4	5	.800	0	2	2	1.0	3	0	0	0	0	1	6	3.0
2011-12	1	0	24	24.0	2	5	.400	1	3	.333	0	0	.000	1	1	2	2.0	1	0	0	2	0	0	5	5.0
TOTAL	3	0	56	18.7	3	7	.429	1	4	.250	4	5	.800	1	3	4	1.3	4	0	0	2	0	1	11	3.7

Julian Gamble	Min	Avg	FG	FGA	Pct	3FG	3FGA	3Pct	FT	FTA	Pct	Off	Def	Tot	Avg	PF	FO	Ast	TO	Blk	Stl	Pts	Avg		
2008-09	1	0	5	5.0	0	0	.000	0	0	.000	0	2	.000	0	3	3	3.0	0	0	0	1	0	0	0	0.0
2009-10	1	1	24	24.0	1	2	.500	0	1	.000	1	2	.500	0	5	5	5.0	3	0	1	1	0	2	3	3.0
2010-11	2	0	29	14.5	3	6	.500	0	0	.000	1	4	.250	1	3	4	2.0	2	0	1	0	2	2	7	3.5
TOTAL	4	1	58	14.5	4	8	.500	0	1	.000	2	8	.250	1	11	12	3.0	5	0	2	2	2	4	10	2.5

Reggie Johnson	Min	Avg	FG	FGA	Pct	3FG	3FGA	3Pct	FT	FTA	Pct	Off	Def	Tot	Avg	PF	FO	Ast	TO	Blk	Stl	Pts	Avg		
2009-10	1	0	11	11.0	2	2	1.000	0	0	.000	1	2	.500	0	4	4	4.0	1	0	0	0	0	0	5	5.0
2010-11	2	2	58	29.0	3	9	.333	0	0	.000	7	8	.875	4	13	17	8.5	6	0	3	3	3	0	13	6.5
2011-12	1	1	29	29.0	2	3	.667	0	0	.000	3	4	.750	1	6	7	7.0	4	0	3	2	2	0	7	7.0
TOTAL	4	3	98	24.5	7	14	.500	0	0	.000	11	14	.786	5	23	28	7.0	11	0	6	5	5	0	25	6.3

Trey McKinney Jones	Min	Avg	FG	FGA	Pct	3FG	3FGA	3Pct	FT	FTA	Pct	Off	Def	Tot	Avg	PF	FO	Ast	TO	Blk	Stl	Pts	Avg		
2011-12	1	1	31	31.0	4	11	.364	2	5	.400	2	2	1.000	0	6	6	6.0	3	0	3	4	0	2	12	12.0

Kenny Kadji	Min	Avg	FG	FGA	Pct	3FG	3FGA	3Pct	FT	FTA	Pct	Off	Def	Tot	Avg	PF	FO	Ast	TO	Blk	Stl	Pts	Avg		
2011-12	1	1	24	24.0	5	8	.625	0	2	.000	4	4	1.000	0	1	1	1.0	5	1	1	0	1	1	14	14.0

Shane Larkin	Min	Avg	FG	FGA	Pct	3FG	3FGA	3Pct	FT	FTA	Pct	Off	Def	Tot	Avg	PF	FO	Ast	TO	Blk	Stl	Pts	Avg		
2011-12	1	0	12	12.0	0	1	.000	0	0	.000	2	2	1.000	1	0	1	1.0	1	0	3	1	0	3	2	2.0

Durand Scott	Min	Avg	FG	FGA	Pct	3FG	3FGA	3Pct	FT	FTA	Pct	Off	Def	Tot	Avg	PF	FO	Ast	TO	Blk	Stl	Pts	Avg		
2009-10	1	1	26	26.0	4	9	.444	1	2	.500	1	4	.250	1	2	3	3.0	2	0	3	3	0	2	10	10.0
2010-11	2	2	71	35.5	12	21	.571	0	3	.000	16	19	.842	1	5	6	3.0	3	0	2	9	0	4	40	20.0
2011-12	1	1	32	32.0	4	5	.800	2	2	1.000	0	0	.000	1	5	6	6.0	2	0	4	2	0	2	10	10.0
TOTAL	4	4	129	32.2	20	35	.571	3	7	.429	17	23	.739	3	12	15	3.8	7	0	9	14	0	8	60	15.0

LAST 5 GAMES

##	Player	gp-gs	min	avg	fg-fga	fg%	3fg-fga	3fg%	ft-fa	ft%	off	def	tot	avg	pf	dq	a	to	blk	stl	pts	avg
00	Shane Larkin	5-5	179	35.8	33-54	.611	16-30	.533	6-12	.500	1	14	15	3.0	5	0	26	13	2	10	88	17.6
35	Kenny Kadji	5-5	123	24.6	24-43	.558	8-15	.533	11-15	.733	7	18	25	5.0	15	1	2	10	4	1	67	13.4
01	Durand Scott	5-5	177	35.4	25-53	.472	4-14	.286	10-15	.667	4	14	18	3.6	8	0	16	10	0	9	64	12.8
42	Reggie Johnson	5-0	115	23.0	17-34	.500	0-3	.000	11-17	.647	11	29	40	8.0	12	0	4	14	5	2	45	9.0
15	Rion Brown	5-0	101	20.2	12-24	.500	8-18	.444	8-11	.727	5	1	6	1.2	5	0	4	1	0	3	40	8.0
45	Julian Gamble	5-5	107	21.4	16-25	.640	0-0	.000	6-8	.750	13	11	24	4.8	10	0	2	3	12	4	38	7.6
04	Trey McKinney Jones	5-5	144	28.8	12-35	.343	5-21	.238	4-4	1.000	0	9	9	1.8	5	0	8	2	0	5	33	6.6
23	Tonye Jekiri	5-0	38	7.6	4-6	.667	0-0	.000	0-2	.000	6	5	11	2.2	4	0	1	3	1	1	8	1.6
21	Erik Swoope	3-0	8	2.7	1-1	1.000	0-0	.000	0-0	.000	0	2	2	0.7	3	0	0	1	0	0	2	0.7
03	Steve Sorenson	2-0	2	1.0	0-0	.000	0-0	.000	0-0	.000	0	0	0	0.0	0	0	0	2	0	0	0	0.0
10	Raphael Akpejori	2-0	3	1.5	0-1	.000	0-0	.000	0-0	.000	0	0	0	0.0	0	0	0	0	0	0	0	0.0
12	Justin Heller	2-0	3	1.5	0-0	.000	0-0	.000	0-0	.000	0	0	0	0.0	0	0	0	1	0	0	0	0.0
Team											6	7	13									
Total.....		5	1000		144-276	.522	41-101	.406	56-84	.667	53	110	163	32.6	67	1	63	60	24	35	385	77.0
Opponents.....		5	1000		121-276	.438	29-87	.333	50-69	.725	50	95	145	29.0	84	2	47	68	11	27	321	64.2

DURING THE STREAK (12-0)

##	Player	gp-gs	min	avg	fg-fga	fg%	3fg-fga	3fg%	ft-fa	ft%	off	def	tot	avg	pf	dq	a	to	blk	stl	pts	avg
35	Kenny Kadji	12-12	326	27.2	63-117	.538	19-42	.452	26-44	.591	16	62	78	6.5	30	1	8	24	17	7	171	14.3
00	Shane Larkin	12-12	430	35.8	61-125	.488	26-59	.441	17-28	.607	5	51	56	4.7	14	0	58	26	3	23	165	13.8
01	Durand Scott	12-12	409	34.1	57-123	.463	11-37	.297	29-38	.763	7	33	40	3.3	31	2	36	27	0	20	154	12.8
04	Trey McKinney Jones	12-12	357	29.8	36-96	.375	20-54	.370	17-21	.810	3	33	36	3.0	16	0	24	10	1	9	109	9.1
45	Julian Gamble	12-12	282	23.5	39-68	.574	0-0	.000	13-27	.481	31	44	75	6.3	31	1	4	9	32	8	91	7.6
15	Rion Brown	12-0	240	20.0	31-66	.470	18-45	.400	10-13	.769	6	7	13	1.1	12	0	10	4	0	5	90	7.5
42	Reggie Johnson	7-0	153	21.9	18-44	.409	0-4	.000	16-23	.696	15	36	51	7.3	18	0	5	17	8	3	52	7.4
23	Tonye Jekiri	12-0	88	7.3	8-14	.571	0-0	.000	2-5	.400	13	11	24	2.0	9	0	2	7	4	3	18	1.5
21	Erik Swoope	9-0	56	6.2	3-6	.500	0-0	.000	3-9	.333	3	9	12	1.3	6	0	1	2	0	0	9	1.0
10	Raphael Akpejori	9-0	49	5.4	3-9	.333	0-0	.000	0-0	.000	3	8	11	1.2	6	0	1	1	1	3	6	0.7
03	Steve Sorenson	4-0	5	1.3	0-0	.000	0-0	.000	1-2	.500	0	0	0	0.0	0	0	0	3	0	0	1	0.3
12	Justin Heller	4-0	5	1.3	0-2	.000	0-1	.000	0-0	.000	0	1	1	0.3	1	0	1	2	0	0	0	0.0
Team											16	31	47									
Total.....		12	2400		319-670	.476	94-242	.388	134-210	.638	118	326	444	37.0	174	4	150	133	66	81	866	72.2
Opponents.....		12	2400		261-679	.384	65-218	.298	117-177	.661	117	275	392	32.7	201	4	120	148	33	66	704	58.7

AGAINST RANKED TEAMS (MICHIGAN STATE, ARIZONA, DUKE, NC STATE) (3-1)

##	Player	gp-gs	min	avg	fg-fga	fg%	3fg-fga	3fg%	ft-fa	ft%	off	def	tot	avg	pf	dq	a	to	blk	stl	pts	avg
01	Durand Scott	4-4	146	36.5	25-45	.556	5-12	.417	18-27	.667	6	12	18	4.5	10	1	9	12	0	7	73	18.3
35	Kenny Kadji	4-4	119	29.8	25-42	.595	4-11	.364	4-6	.667	2	16	18	4.5	8	0	1	6	4	1	58	14.5
00	Shane Larkin	4-4	147	36.8	22-42	.524	9-21	.429	3-7	.429	2	14	16	4.0	7	0	15	7	0	16	56	14.0
42	Reggie Johnson	3-1	70	23.3	8-17	.471	0-2	.000	11-12	.917	3	21	24	8.0	9	0	1	5	5	1	27	9.0
04	Trey McKinney Jones	4-3	103	25.8	10-28	.357	7-19	.368	5-7	.714	3	5	8	2.0	6	0	4	2	0	2	32	8.0
45	Julian Gamble	4-3	89	22.3	9-19	.474	0-0	.000	6-12	.500	7	11	18	4.5	6	0	1	1	5	6	24	6.0
15	Rion Brown	4-1	78	19.5	3-17	.176	1-10	.100	4-4	1.000	1	1	2	0.5	8	0	3	5	0	2	11	2.8
03	Steve Sorenson	1-0	2	2.0	0-0	.000	0-0	.000	1-2	.500	0	0	0	0.0	0	0	0	1	0	0	1	1.0
10	Raphael Akpejori	2-0	5	2.5	0-0	.000	0-0	.000	1-2	.500	0	2	2	1.0	0	0	0	0	0	0	1	0.5
23	Tonye Jekiri	4-0	33	8.3	1-4	.250	0-0	.000	0-1	.000	4	4	8	2.0	4	0	1	2	2	1	2	0.5
21	Erik Swoope	2-0	7	3.5	0-0	.000	0-0	.000	1-2	.500	0	0	0	0.0	1	0	0	0	0	1	1	0.5
12	Justin Heller	1-0	1	1.0	0-1	.000	0-0	.000	0-0	.000	0	0	0	0.0	1	0	0	1	0	0	0	0.0
Team											1	10	11									
Total.....		4	800		103-215	.479	26-75	.347	54-82	.659	29	96	125	31.3	60	1	35	42	16	37	286	71.5
Opponents.....		4	800		99-237	.418	22-64	.344	49-72	.681	54	101	155	38.8	71	0	46	50	8	22	269	67.2



HEAD COACH JIM LARRAÑAGA

Second Season | Providence, 1971

Hometown: The Bronx, N.Y. | Head Coach: American International, 1977-79 | Bowling Green, 1986-97 | George Mason, 1997-2011 | Miami, 2011-present

LARRAÑAGA'S CAREER

Head Coach

2011-pres. Miami
1997-2011 George Mason
1986-97 Bowling Green
1977-79 American International

Assistant

1979-86 Virginia
1971-76 Davidson

Player / Coach

1977 Geronemo Basketball Club (Belgium)

EDUCATION

Providence College, 1971, B.A. Economics
Archbishop Malloy High School, 1967

NCAA APPEARANCES

1999 - George Mason
2001 - George Mason
2006 - George Mason (Final Four)
2008 - George Mason
2011 - George Mason

NIT APPEARANCES

1990 - Bowling Green
1991 - Bowling Green
1997 - Bowling Green
2002 - George Mason
2004 - George Mason
2009 - George Mason
2012 - Miami

PLAYING CAREER

Geronemo Basketball Club (Belgium) 1976-77
Providence College, 1967-71
Archbishop Molloy, 1963-67

MISCELLANEOUS

Clair Bee Coach of the Year, 2006
CAA Coach of the Year, 2011
CAA Coach of the Year, 1999

PERSONAL

Born: Oct. 2, 1949 Hometown: Bronx, N.Y.
Wife: Liz Sons: Jay and Jon

Jim Larrañaga was named the 12th head coach of the University of Miami men's basketball program on April 22, 2011. In Year One at The U, the Canes posted a 20-13 record, making Larrañaga the first Miami head coach to record 20 wins in his inaugural season in Coral Gables. Under the new coaching staff, UM won nine games in conference play, the first time Miami has posted a winning record in ACC play since joining the conference for the 2004-05 season. The Canes ended the season tied for fourth in the ACC, another program-best accomplishment. On Feb. 5, 2012, Coach L & Co. did what no other hoops coach at Miami had done when he took the Canes into Cameron Indoor Stadium and defeated No. 7/5 Duke. Teetering on the edge of The Dance bubble, the Canes went 1-1 in the ACC Tournament and ended up in the NIT, defeating Valparaiso, but falling to Minnesota, the eventual NIT Championship runner-up.

Larrañaga came to Miami after serving as the head coach at George Mason for 14 seasons. He guided that program to five NCAA Tournament appearances (1999, 2001, 2006, 2008, 2011) - including an unprecedented run to the 2006 Final Four that captured the nation's attention, defeating Michigan State, North Carolina, Wichita State and UConn along the way. Following that run, he was selected the 2006 Clair Bee Coach of the Year. Larrañaga built the GMU Patriots' program into a perennial contender in the highly-regarded Colonial Athletic Association, winning more games than any other coach in program and conference history (273) en route to three conference titles (1999, 2001, 2008). A two-time CAA Coach of the Year honoree, Larrañaga earned the accolade in 2011, leading the Patriots to a 27-7 overall record and 16-2 conference mark en route to the CAA regular-season title and their fifth NCAA Tournament appearance under his leadership. Seeded a program-best eighth in the NCAA Tournament, George Mason rallied from a double-digit deficit to defeat ninth-seeded Villanova, 61-57, before falling to overall No. 1 seed Ohio State in the third

LARRAÑAGA'S CAREER RECORDS

School	Years	Overall	Conference
American International	1977-1979	27-26	none
Bowling Green	1986-1997	170-144	101-85
George Mason	1997-2011	273-164	165-79
Miami	2011-pres.	40-16	20-7
Overall	29	510-350	286-171

COACH JIM LARRAÑAGA AT A GLANCE

2006 Clair Bee Coach of the Year Five NCAA tournament appearances
2001 CAA Coach of the Year 2011, 2008, 2006, 2001, 1999
1999 CAA Coach of the Year Seven postseason NIT appearances
1997 MAC Coach of the Year 2012, 2009, 2004, 2002, 1997,
Seven 20-win seasons 1991, 1990

28 All-Colonial Athletic Conference selections
Coached George Evans, who was a three-time CAA Player of the Year, the CAA Rookie of the Year, a three-time CAA Defensive Player of the Year and on the CAA All-Defensive Team three times.
Two AP All-America (honorable mention) players
Nine CAA All-Defensive Team selections
Eight CAA All-Rookie Team selections
Three Dean Ehlers Award winners - given to the CAA player who best meets the criteria of academic achievement, leadership and community service.
12 All-MAC Conference selections
Coached Antonio Daniels - MAC Player of the Year and MAC Freshman of the Year
Two MAC Freshman of the Year selections
Four MAC All-Freshman Team selections

LARRAÑAGA YEAR-BY-YEAR

Year	School	Overall W-L	Conference W-L	Finish	Post-Season
1977-78	American International	14-13			
1978-79	American International	13-13			
1986-87	Bowling Green	15-14	10-6	3	
1987-88	Bowling Green	12-16	7-9	t-5	
1988-89	Bowling Green	13-15	6-10	t-6	
1989-90	Bowling Green	18-11	9-7	t-3	NIT 0-1
1990-91	Bowling Green	17-13	9-7	t-4	NIT 0-1
1991-92	Bowling Green	14-15	8-8	5	
1992-93	Bowling Green	11-16	8-10	t-6	
1993-94	Bowling Green	18-10	12-6	t-2	
1994-95	Bowling Green	16-11	10-8	t-5	
1995-96	Bowling Green	14-13	9-9	t-6	
1996-97	Bowling Green	22-10	13-5	t-1	NIT 0-1
1997-98	George Mason	9-18	6-10	6	
1998-99	George Mason	19-11	13-3	1	NCAA 0-1
1999-00	George Mason	19-11	12-4	t-1	
2000-01	George Mason	18-12	11-5	3	NCAA 0-1
2001-02	George Mason	19-10	13-5	2	NIT 0-1
2002-03	George Mason	16-12	11-7	4	
2003-04	George Mason	23-10	12-6	3	NIT 2-1
2004-05	George Mason	16-13	10-8	6	
2005-06	George Mason	27-8	15-3	t-1	NCAA 4-1
2006-07	George Mason	18-15	9-9	5	
2007-08	George Mason	23-11	12-6	2	NCAA 0-1
2008-09	George Mason	22-11	13-5	2	NIT 0-1
2009-10	George Mason	17-15	12-6	4	CIT 0-1
2010-11	George Mason	27-7	16-2	1	NCAA 1-1
2011-12	Miami	20-13	9-7	t-4	NIT 1-1
2012-13	Miami	20-3	11-0		
Overall		510-350	286-171		

round. In 2006, Larrañaga became the first coach at a mid-major school to take his team to the Final Four in 27 years and earned an at-large berth for a CAA team for the first time in 20 years. Along the way, he led Mason to a school record in wins, the school's first national ranking, George Mason's first appearance in the Top 10 and the school's first wins over Top 10 teams.

With 29 years of head coaching experience, the native of Bronx, N.Y., previously served as the head coach at Bowling Green for 11 seasons (1986-1997) and at Division II American International for two seasons (1977-79).

His first coaching opportunity came at Davidson College, where he served as an assistant coach to Terry Holland. Davidson captured three Southern Conference regular-season championships and an NIT berth in his five years there, and he compiled a 47-12 record doubling as the freshman team coach. In 1976, he left Davidson and spent one season as player-coach for the Geronemo Basketball Club in Belgium.

A 1971 graduate of Providence College with a degree in economics, Larrañaga was a four-year letterman for the Friars. As the team captain in his senior season, he led Providence to a 20-8 record and an NIT appearance. He graduated as the school's fifth all-time leading scorer with 1,258 points and was selected in the sixth round of the draft by the Detroit Pistons of the National Basketball Association. He was the team's top scorer as a sophomore and junior and was named New England's Division I Sophomore of the Year in 1969. He was inducted into the Providence College Hall of Fame in 1991.

Larrañaga, 63, and his wife, Liz, have two sons - Jay, who played for his father at Bowling Green and is an assistant coach with the Boston Celtics, and Jon, who was a member of his father's George Mason teams from 1999-2003 - and four grandchildren.

THE LAST TIME A ...

Player Scored 30 Points

Miami Kenny Kadji (30), UNC Greensboro, 1/2/12
 Opponent Erick Green (30), Virginia Tech, 1/30/13

Player Scored 35 Points

Miami Jack McClinton (35) vs. North Carolina, 3/15/09
 Opponent Sean Singletary (41), Virginia, 3/1/08

Player Scored 40 Points

Miami Darius Rice (43) vs. Connecticut, 1/20/03
 Opponent Sean Singletary (41), Virginia, 3/1/08

Two Players Scored 20 Points

Miami Durand Scott (25), Kenny Kadji (22) vs. No. 1 Duke, 1/23/13
 Opponent Omari Grier (27), Raymond Taylor (20) FAU, 12/17/11

Three Players Scored 20 Points

Miami Dwayne Collins (23), Brian Asbury (21), Jack McClinton (20) vs. Virginia Tech, 1/25/09
 Opponent Travis Mays (40), Alvin Hegggs (22), Lance Blanks (21), Texas, 2/22/89

Five Players Scored in Double Figures

Miami Durand Scott (18), Julian Gamble (16), Reggie Johnson (15), Shane Larkin (13), Kenny Kadji (13), at NC State, 2/2/13
 Opponent Jon Scheyer (27), DeMarcus Nelson (19), Kyle Singler (12), Greg Paulus (12), Lance Thomas (10) Duke, 2/20/08

Six Players Scored in Double Figures

Miami Durand Scott (17), Rion Brown (15), Reggie Johnson (11), Shane Larkin (11), Trey McKinney Jones (11), DeQuan Jones (11) vs. Appalachian State, 12/30/11

Player Grabbed 15 Rebounds

Miami Reggie Johnson (20) vs. Florida Atlantic, 3/16/11
 Opponent Gani Lawal (18), Georgia Tech, 2/10/10

Two Players Grabbed 10 Rebounds

Miami Kenny Kadji (12) and Reggie Johnson (11) vs. Stetson, 11/9/12
 Opponent Marcus Ginyard (12), John Henson (12), North Carolina, 3/2/10

Three Players Grabbed 10 Rebounds

Miami Mark Richardson (11), Eric Brown (10), Joe Wylie (10) vs. FIU, 3/6/89
 Opponent Matt Harpring (12), Dion Glover (10), Michael Maddox (10), Georgia Tech, 12/2/7/97

Player Had 10 Assists

Miami Durand Scott (10) vs. North Carolina Central, 11/14/09
 Opponent Kendall Marshall (10), North Carolina, 3/11/11

Player Had 10 Blocks

Miami Anthony King (10) vs. Florida Atlantic, 11/29/04
 Opponent Jarvis Varnado (10), Mississippi State, 12/13/07

Player Had a Double-Double

Miami Shane Larkin (18 pts, 10 rebs) vs. Duke, 1/23/13
 Opponent CJ Leslie (18 pts, 12 rebs) at NC State, 2/2/13

Player Had a Triple-Double

Miami Anthony King (11 pts, 10 reb, 13 blks) vs. Florida Atlantic, 11/29/04
 Opponent Brendan Haywood (18 pts, 14 reb, 10 blks), North Carolina, 12/4/00

Two Players Had Double-Doubles

Miami Reggie Johnson (22 pts, 11 rebs) & Kenny Kadji (12 pts, 12 rebs), vs. Stetson, 11/9/12
 Opponent Hasheem Thabeet (19 pts, 14 reb), A.J. Price (13 pts, 11 reb), Connecticut, 11/23/08

Team Scored 100 Points

Miami 108 vs. Nova Southeastern, 11/16/09
 Opponent 105, North Carolina, 1/31/07

Team Scored 50 Points in a Half

Miami 51, (2nd half) at Hawaii, 12/22/12
 Opponent 51 (2nd half), UCF, 12/18/10

Team Shot 50 Percent in Both Halves

Miami .739 (17-23) / .542 (13-24) at Florida State, 2/13/13
 Opponent .609 (14-23)/.560 (14-25), Minnesota, 3/9/12

Team Shot 60 Percent in a Half

Miami .739 (17-23), first half, at Florida State, 2/13/13
 Opponent .650 (13-20), second half, at NC State, 2/2/13

Team Shot 70 Percent in a Half

.739 (17-23), first half at Florida State, 2/13/13

Team Shot 60 Percent in a Game

Miami .638 (30-47), at Florida State, 2/13/13
 Opponent .622 (23-37), Clemson, 12/21/08

Team Shot Less Than 30 Percent in a Game

Miami .291 (16-55), FGCU, 11/13/12
 Opponent .297 (22-74), Duke, 1/23/13

Miami 87, Stetson 79
11/09/12
BankUnited Center

Stetson 0-1		tot		3-pt		rebounds																											
##	Player	f	g	fga	fg	fta	ft	of	de	tot	p	f	tp	a	t o b s min																		
03	GREEN, Willie	f	3	6	0	1	3	5	1	3	4	5	9	4	2 0 0 20																		
01	PEGG, Adam	c	9	16	4	5	0	0	3	6	9	4	22	0	2 1 0 28																		
04	IRWIN, Logan	g	1	2	1	2	0	0	0	0	0	4	3	4	2 0 0 17																		
12	NABURGS, Joel	g	2	11	2	8	3	3	0	3	3	1	9	2	1 0 2 27																		
23	PEREZ, Chris	g	5	8	0	0	2	4	1	1	2	2	12	2	1 0 1 26																		
01	DIAZ, Dennis	0	0	0	0	0	0	0	0	0	0	0	0	0	0 0 0 2																		
02	SOLANKE, Leke	0	0	0	0	0	0	0	1	1	1	0	0	0	0 0 0 3																		
10	MILLER, Hunter	0	2	0	2	0	0	0	3	3	2	0	4	1	1 0 0 17																		
11	GRAHAM, Aaron	7	13	5	9	2	2	0	1	1	2	21	1	1	1 0 2 28																		
14	PEGG, Brian	1	2	1	2	0	0	1	1	2	0	3	3	0	0 0 0 14																		
24	MCINERNEY, Liam	0	3	0	2	0	0	1	2	3	0	0	0	0	0 0 1 18																		
33	WESTON, JR	0	0	0	0	0	0	0	0	0	0	0	0	0	0 0 0 0+																		
TEAM																																	
Totals		28		63		13		31		10		14		8		22		30		21		79		20		11		11		6		200	

TOTAL FG% 1st Half: 12-29 41.4% 2nd Half: 16-34 47.1% Game: 44.4%
3-Pt. FG% 1st Half: 7-15 46.7% 2nd Half: 6-16 37.5% Game: 41.9%
F Throw % 1st Half: 3-3 100% 2nd Half: 7-11 63.6% Game: 71.4%

Miami 1-0		tot		3-pt		rebounds											
##	Player	f	g	fga	fg	fta	ft	of	de	tot	p	f	tp	a	t o b s	min	
35	Kenny Kadji	f	5	10	2	5	0	2	10	12	4	12	5	3	1	31	
42	Reggie Johnson	c	6	16	0	3	10	14	7	4	11	2	22	2	0	29	
00	Shane Larkin	g	5	7	1	3	2	4	0	2	2	2	13	6	2	35	
04	McKinney Jones	g	5	10	1	3	3	3	1	3	4	2	14	2	1	36	
15	Rion Brown	g	4	9	2	6	0	0	1	1	0	10	2	1	0	30	
02	Bishop Daniels	3	5	1	1	0	0	1	1	2	1	7	1	2	0	31	
21	Erik Swoope	0	0	0	0	0	0	0	0	0	0	0	0	0	0	0+	
45	Julian Gamble	4	4	0	0	1	3	1	5	6	2	9	1	0	0	18	
TEAM																	
Totals		32		61		7		21		16		22		39		13	

TOTAL FG% 1st Half: 11-28 39.3% 2nd Half: 21-33 63.6% Game: 52.5%
3-Pt. FG% 1st Half: 4-11 36.4% 2nd Half: 3-10 30.0% Game: 33.3%
F Throw % 1st Half: 8-11 72.7% 2nd Half: 8-13 61.5% Game: 66.7%

Officials: Jerry Heater, JB Caldwell, Brian Shey
Technical fouls: Stetson-None. University of Miami-None.
Attendance: 3160
Score by Periods
Stetson 34 45 79
University of Miami 34 53 87
Points in the paint-STET 24,UM 42. Points off turnovers-STET 16,UM 5.
2nd chance points-STET 11,UM 20. Fast break points-STET 5,UM 4.
Bench points-STET 24,UM 16. Score tied-5 times. Lead changed-4 times.
Last FG-STET 2nd-02:00, UM 2nd-00:02.
Largest lead-STET by 7 1st-15:13, UM by 13 2nd-07:36.

Miami 77, Detroit 62
11/24/12
BankUnited Center

DETROIT 2-2		tot-fg 3-pt					rebounds																
##	Player	f	g	fga	fg	fta	ft	of	de	tot	p	f	tp	a	t o b s min								
02	HOWARD, Juwan *	1	6	0	3	3	3	0	2	2	1	5	1	1	0 1 29								
03	McCALLUM, Ray *	6	13	2	5	1	3	0	5	5	3	15	3	2	0 2 38								
10	CALLISTE, Jason *	5	10	3	8	2	3	1	2	3	3	15	1	5	0 2 34								
23	ANDERSON, Doug *	2	12	1	2	1	0	1	5	2	7	3	5	1	2 1 1 28								
34	MINNERATH, Nick *	7	16	5	13	3	4	2	2	4	22	1	1	0	1 34								
11	BOUTTE, P.J.	0	1	0	0	0	0	0	0	0	0	0	0	0	1 0 0 8								
15	NIJOKU, Ugochukwu	0	0	0	0	0	0	1	0	1	0	0	0	0	0 0 0 3								
21	LIPPERT, Jermaine	0	0	0	0	0	0	0	0	0	2	0	0	0	0 0 0 10								
32	WILSON, Anton	0	0	0	0	0	0	0	0	0	1	0	0	0	0 0 0 2								
33	BRUINSMA, Evan	0	1	0	1	0	0	0	3	3	3	0	2	0	1 0 1 14								
TEAM																							
Totals		21	59	11	32	9	14	11	16	27	20	62	10	12	7 200								
TOTAL FG%		1st Half: 11-32 34.4%										2nd Half: 10-27 37.0%										Game: 35.6%	
3-Pt. FG%		1st Half: 6-17 35.3%										2nd Half: 5-15 33.3%										Game: 34.4%	
FTW %		1st Half: 3-5 60.0%										2nd Half: 6-9 66.7%										Game: 64.3%	

Miami 3-1		tot-fg 3-pt					rebounds										
##	Player	f	g	fga	fg	fta	of	d	t	p	f	tp	a	t	b	s	min
00	Shane Larkin	*	6	10	1	2	2	0	3	3	0	15	3	5	0	2	37
01	Durand Scott	*	6	9	0	1	3	4	2	3	5	1	15	3	2	0	28
04	McKinney Jones	*	4	6	3	5	2	2	4	0	4	3	13	2	1	0	136
35	Kenny Kadji	*	5	13	0	5	4	4	2	9	11	3	14	3	1	0	30
45	Julian Gamble	*	3	5	0	0	1	1	1	2	2	7	0	2	2	0	13
15	Rion Brown		2	8	0	3	2	2	2	3	5	0	6	2	0	0	24
21	Erik Swoope		0	0	0	0	0	1	1	0	0	0	0	0	0	0	5
42	Reggie Johnson		2	3	0	0	3	4	3	6	9	3	7	2	2	3	17
TEAM									1				1				
Totals			28	54	4	15	17	19	10	31	41	12	77	15	14	5	620

TOTAL FG% 1st Half: 14-27 51.9% 2nd Half: 14-27 51.9% Game: 51.9%
3-Pt. FG% 1st Half: 3-10 30.0% 2nd Half: 1-5 20.0% Game: 26.7%
F Throw % 1st Half: 4-5 80.0% 2nd Half: 13-14 92.9% Game: 89.5%

Officials: Mike Eades, Ray Natili, Earl Walton
Technical fouls: DETROIT-None. University of Miami-None.
Attendance: 2946
Score by Periods
Detroit 31 31 62
University of Miami 35 42 77
Points in the paint-DETROIT 16,UM 42. Points off turnovers-DETROIT 11,UM 16.
2nd chance points-DETROIT 8,UM 12. Fast break points-DETROIT 4,UM 15.
Bench points-DETROIT 0,UM 13. Score tied-6 times. Lead changed-7 times.
Last FG-DETROIT 2nd-01:29, UM 2nd-00:42.
Largest lead-DETROIT by 6 1st-13:11, UM by 16 2nd-08:59.

FGCU 63, Miami 51
11/13/12
Alico Arena

Miami 1-1		tot		3-pt		rebounds																							
##	Player	f	g	fga	fg	fta	ft	of	de	tot	p	f	tp	a	t o b s min														
15	Rion Brown	f	0	7	0	6	1	2	2	4	0	1	3	2	1 0 0 35														
35	Kenny Kadji	f	4	10	1	3	4	7	4	4	8	1	13	0	1 1 1 31														
42	Reggie Johnson	c	2	8	0	0	2	7	4	6	10	4	6	1	5 0 1 26														
00	Shane Larkin	g	5	13	4	9	0	0	4	4	4	14	4	3	0 1 38														
04	McKinney Jones	g	3	10	1	6	1	1	1	2	4	8	1	2	0 2 37														
02	Bishop Daniels	g	2	5	2	2	2	2	0	0	0	8	1	1	0 2 16														
21	Erik Swoope	0	0	0	0	0	0	0	0	0	0	0	0	0	0 0 0 0+														
23	Tonye Jekiri	0	0	0	0	1	2	1	1	2	2	1	0	1	0 0 9														
45	Julian Gamble	0	2	0	0	0	0	1	0	1	1	0	0	1	0 0 8														
TEAM																													
Totals		16		55		8		26		11		14		18		32		16		51		10		17		2		200	
TOTAL FG%		1st Half:		8-30		26.7%		2nd Half:		8-25		32.0%		Game:		29.1%													
3-Pt. FG%		1st Half:		5-15		33.3%		2nd Half:		3-11		27.3%		Game:		30.8%													

TOTAL FG% 1st Half: 8-30 26.7% 2nd Half: 8-25 32.0% Game: 29.1%
3-Pt. FG% 1st Half: 5-15 33.3% 2nd Half: 3-11 27.3% Game: 30.8%
F Throw % 1st Half: 4-9 44.4% 2nd Half: 7-12 58.3% Game: 52.4%

12	MCKNIGHT, Eric	f	5	7	0	0	4	5	4	4	8	4	14	0	4	1	0	21
20	FIELER, Chase	f	3	4	0	1	1	2	1	1	2	5	7	1	1	0	2	30
00	COMER, Brett	g	1	6	0	0	4	4	0	7	7	1	6	8	0	0	1	29
02	THOMPSON, B	g	5	11	0	1	3	3	1	3	4	3	13	0	4	0	4	32
25	BROWN, S	g	7	15	4	0	1	2	5	7	2	14	1	5	0	1	37	
05	VARDELL, Chris	0	0	0	0	0	0	0	3	3	2	0	0	2	0	1	10	
15	CVJETICANIN, Filip	2	6	1	5	0	0	1	1	2	0	5	0	1	0	0	12	
23	MURRAY, Eddie	2	2	0	0	0	0	1	1	2	5	4	1	1	2	0	18	
35	GRAFF, DaJuan	0	0	0	0	0	0	0	2	2	1	0	1	0	0	0	11	
	TEAM								3	3								
	Totals		25	51	1	11	1215	10	30	40	23	63	12	18	3	9	200	

Miami 77, Charlotte 46
12/14/12
BankUnited Center

Charlotte 9-1		tot-fg 3-pt		rebounds		a		to b s min	
##	Player	fg	fga	fg	fga	ft	fta	of de	tot pf tp
01	CLARK, Darion	* 1	6	0	0	0	0	3	2 5 4 2
01	INGRAM, Denzel	* 2	9	0	4	0	1	0	2 2 5 4
14	WILLIAMS, Jerrence	* 0	8	0	1	0	2	0	0 0 4 0
15	HENRY, Pierria	* 3	8	0	2	0	0	1	4 5 4 6
21	CLAYTON, Willie	* 5	9	0	0	1	4	6	0 6 1 11
05	NICKERSON, E.Victor	1	4	1	2	1	2	0	0 6 1 14
11	MAYFIELD, DeMario	2	0	1	0	0	1	3	4 2 2 3
12	THORNE, Mike	1	1	0	0	0	1	0	1 0 1 2
20	LEWIS, Colby	0	1	0	1	0	0	1	0 0 0 0
30	THOMPSON, JT	1	5	0	1	0	0	3	1 2 0 0
35	BRASWELL, Chris	5	10	1	2	2	2	6	6 2 13 0
44	BENKOVIC, Ivan	0	0	0	0	0	0	0	0 0 0 0
TEAM									
Totals		20	63	2	14	4	11	15	25 40 24 46
TOTAL FG%		1st Half: 9-28 32.1%		2nd Half: 11-35 31.4%		Game: 31.7%			
3-Pt. FG%		1st Half: 1-4 25.0%		2nd Half: 1-10 10.0%		Game: 14.3%			
FThrow %		1st Half: 3-4 75.0%		2nd Half: 1-7 14.3%		Game: 36.4%			

Miami 6-1		tot-fg 3-pt		rebounds		a		to b s min	
##	Player	fg	fga	fg	fga	ft	fta	of de	tot pf tp
00	Shane Larkin	* 4	8	1	2	0	0	1	4 5 1 9
01	Durand Scott	* 5	8	2	3	4	6	2	10 12 2 16
04	McKinney Jones	* 3	9	0	3	4	4	0	2 2 1 10
35	Kenny Kadji	* 5	6	3	3	4	5	1	4 5 2 17
42	Reggie Johnson	* 3	8	0	2	4	1	3	4 2 8 0
03	Steve Sorenson	0	0	0	0	0	0	0	0 0 0 0
10	Raphael Akpejori	1	2	0	0	1	0	0	0 0 2 0
12	Justin Heller	1	1	0	0	2	0	3	0 3 0 2
15	Rion Brown	1	5	1	4	1	2	0	3 1 4 0
21	Erik Swoope	2	4	0	0	0	0	3	1 4 0 0
23	Tonye Jekiri	0	0	0	0	0	0	0	0 0 0 0
45	Julian Gamble	2	5	0	0	1	2	1	0 2 2 0
TEAM									
Totals		27	56	7	15	16	26	12	31 43 12 77
TOTAL FG%		1st Half: 13-27 48.1%		2nd Half: 14-29 48.3%		Game: 48.2%			
3-Pt. FG%		1st Half: 5-10 50.0%		2nd Half: 2-5 40.0%		Game: 46.7%			
FThrow %		1st Half: 3-5 60.0%		2nd Half: 14-21 66.7%		Game: 61.5%			

Officials: Brian Dorsey, Brian O'Connell, Ray Perone
Technical fouls: Charlotte-None. University of Miami-None.
Attendance: 3275

Score by Periods	1st	2nd	Total
Charlotte	22	24	46
University of Miami	33	44	77

Points in the paint-CHA 30,UM 40. Points off turnovers-CHA 6,UM 20.
2nd chance points-CHA 9,UM 7. Fast break points-CHA 0,UM 5.
Bench points-CHA 23,UM 17. Score tied-0 times. Lead changed-0 times.
Last FG-CHA 2nd-00:53, UM 2nd-00:20.
Largest lead-CHA None, UM by 31 2nd-01:25.

Miami 72, UCF 50
12/18/12
UCF Arena

Miami 7-1		tot-fg 3-pt		rebounds		a		to b s min	
##	Player	fg	fga	fg	fga	ft	fta	of de	tot pf tp
35	Kenny Kadji	f 4	12	1	5	1	2	5	3 8 3 10
42	Reggie Johnson	c 5	8	1	2	5	6	4	9 13 0 16
00	Shane Larkin	g 5	10	1	2	0	0	1	4 5 2 11
01	Durand Scott	g 7	11	2	3	1	3	0	4 4 3 17
04	McKinney Jones	g 2	7	2	4	0	0	0	4 4 2 6
10	Raphael Akpejori	0	0	0	0	0	0	1	1 0 0 0
12	Justin Heller	0	0	0	0	0	0	0	0 0 0 0
15	Rion Brown	3	6	0	3	0	0	0	2 6 1 10
21	Erik Swoope	1	1	1	1	0	0	0	0 0 0 3
23	Tonye Jekiri	1	3	0	0	1	2	2	0 2 4 3
45	Julian Gamble	0	0	0	0	0	0	1	0 0 0 0
TEAM									
Totals		28	58	8	20	8	13	12	27 39 17 72
TOTAL FG%		1st Half: 15-29 51.7%		2nd Half: 13-29 44.8%		Game: 48.3%			
3-Pt. FG%		1st Half: 5-11 45.5%		2nd Half: 3-9 33.3%		Game: 40.0%			
FThrow %		1st Half: 2-2 100%		2nd Half: 6-11 54.5%		Game: 61.5%			

UCF 6-3		tot-fg 3-pt		rebounds		a		to b s min	
##	Player	fg	fga	fg	fga	ft	fta	of de	tot pf tp
01	SPURLOCK, Tristan	f 1	5	1	3	1	2	0	3 3 1 4
32	WILSON, Kasey	f 3	5	2	4	1	3	0	5 5 2 9
33	CLANTON, Keith	f 6	12	0	2	3	4	2	7 9 3 15
03	SYKES, Isaiah	g 3	10	0	1	3	3	1	2 4 9 1
11	NEWELL, Calvin	g 1	6	0	3	2	1	2	0 4 2 3
02	HORODYSKI, Bobby	0	0	0	0	0	0	1	0 1 0 0
04	WALKER, Daiguan	3	6	2	5	1	3	0	5 5 2 9
12	WILLIAMS, Matt	0	4	0	4	0	0	0	0 0 0 1
15	KARELL, Dylan	0	4	0	0	0	0	0	0 0 0 0
52	BLAIR, Staphon	0	0	0	0	0	0	0	0 0 0 0
TEAM									
Totals		17	48	5	22	11	17	6	20 26 12 50
TOTAL FG%		1st Half: 7-23 30.4%		2nd Half: 10-25 40.0%		Game: 35.4%			
3-Pt. FG%		1st Half: 1-9 11.1%		2nd Half: 4-13 30.8%		Game: 22.7%			
FThrow %		1st Half: 6-9 66.7%		2nd Half: 5-8 62.5%		Game: 64.7%			

Officials: Rick Crawford, Rick Hartzell, Zelton Steed
Technical fouls: University of Miami-None. UCF-None.
Attendance: 5189

Score by Periods	1st	2nd	Total
University of Miami	37	35	72
UCF	21	29	50

Points in the paint-UM 34,UCF 22. Points off turnovers-UM 11,UCF 9.
2nd chance points-UM 19,UCF 7. Fast break points-UM 6,UCF 2.
Bench points-UM 12,UCF 9. Score tied-0 times. Lead changed-0 times.
Last FG-UM 2nd-00:15, UCF 2nd-05:38.
Largest lead-UM by 22 2nd-00:15, UCF None.

Miami 73, Hawai'i 58
12/22/12
Stan Sheriff Center

Miami 8-1		tot-fg 3-pt		rebounds		a		to b s min	
##	Player	fg	fga	fg	fga	ft	fta	of de	tot pf tp
00	Shane Larkin	* 4	10	2	4	2	2	0	2 2 0 12
01	Durand Scott	* 8	15	4	8	0	0	0	1 1 0 20
15	Rion Brown	* 3	8	0	3	0	0	0	1 1 1 6
35	Kenny Kadji	* 3	9	0	2	2	2	0	6 6 4 8
45	Julian Gamble	* 7	10	0	0	2	2	8	5 13 1 16
03	Steve Sorenson	0	0	0	0	0	1	0	0 0 0 0
04	McKinney Jones	2	4	0	1	7	7	0	4 4 2 11
10	Raphael Akpejori	0	0	0	0	0	0	1	2 0 0 0
12	Justin Heller	0	0	0	0	0	0	0	0 0 0 0
21	Erik Swoope	0	0	0	0	2	2	0	0 0 2 0
23	Tonye Jekiri	0	0	0	0	0	0	0	0 0 1 0
TEAM									
Totals		27	56	6	18	13	16	11	20 31 11 73
TOTAL FG%		1st Half: 10-29 34.5%		2nd Half: 17-27 63.0%		Game: 48.2%			
3-Pt. FG%		1st Half: 1-10 10.0%		2nd Half: 5-8 62.5%		Game: 33.3%			
FThrow %		1st Half: 1-3 33.3%		2nd Half: 12-13 92.3%		Game: 81.3%			

Hawai'i 5-4		tot-fg 3-pt		rebounds		a		to b s min	
##	Player	fg	fga	fg	fga	ft	fta	of de	tot pf tp
02	Jefferson, Garrett	* 0	0	0	0	0	0	0	0 0 0 0
15	Joaquim, Vander	* 4	8	1	1	0	0	4	3 7 2 9
21	Breton, Hauns	* 2	7	0	2	0	0	1	2 0 4 0
34	Standhanger, R	* 2	6	0	3	3	5	0	5 5 0 7
42	Fotu, Isaac	* 2	5	0	0	1	3	4	3 7 2 5
01	Tavita, Jace	0	1	0	1	0	0	0	1 0 4 5
03	Jawato, Brandon	4	10	4	8	0	0	1	1 2 12 2
13	Rozitis, Davis	4	4	0	0	0	0	2	2 2 8 0
23	Pavlovic, Ozren	2	4	1	2	0	0	0	0 5 0 0
32	Spearmen, B	1	7	1	5	2	2	1	2 3 2 5
33	Claire, Manroop	1	3	1	2	0	0	1	2 1 3 3
TEAM									
Totals		22	55	8	21	6	8	14	20 34 13 58
TOTAL FG%		1st Half: 8-28 28.6%		2nd Half: 14-27 51.9%		Game: 40.0%			
3-Pt. FG%		1st Half: 2-9 22.2%		2nd Half: 6-12 50.0%		Game: 38.1%			
FThrow %		1st Half: 3-4 75.0%		2nd Half: 3-4 75.0%		Game: 75.0%			

Officials: Larry Spaulding, Mike Thibodeaux, Jason Baker
Technical fouls: University of Miami-None. Hawai'i-None.
Attendance: 8120

Score by Periods	1st	2nd	Total
University of Miami	22	51	73
Hawai'i	21	37	58

Points in the paint-UM 34,UH 28. Points off turnovers-UM 22,UH 10.
2nd chance points-UM 14,UH 12. Fast break points-UM 4,UH 0.
Bench points-UM 11,UH 33. Score tied-5 times. Lead changed-6 times.
Last FG-UM 2nd-05:27, UH 2nd-00:07.
Largest lead-UM by 25 2nd-06:12, UH by 3 1st-10:16.

No. 4/5 Arizona 69, Miami 50
12/23/12
Stan Sheriff Center

Arizona 11-0		tot-fg 3-pt				rebounds										
##	Player	* fg	fga	3-pt	fga	ft	fta	of	de	tot	pf	tp	a	b	s	min
02	Lyons, Mark	* 7	12	3	7	2	3	0	3	3	3	19	4	3	0	30
13	Johnson, Nick	* 5	8	1	2	1	2	1	4	5	2	12	1	4	0	30
21	Ashley, Brandon	* 2	0	0	0	0	0	1	6	7	3	0	1	3	0	19
35	Tarczewski, Kaleb	* 4	9	0	0	0	2	6	7	13	3	8	1	0	0	26
44	Hill, Solomon	* 2	4	0	1	4	4	0	3	3	2	8	2	0	2	28
01	York, Gabe	0	0	0	0	0	0	0	0	0	0	0	0	0	0	2
03	Parrom, Kevin	4	8	2	3	1	2	2	6	8	0	11	2	2	0	21
20	Mayes, Jordyn	1	3	1	2	0	0	0	0	2	3	0	0	1	0	13
30	Chol, Angelo	0	1	0	0	3	4	2	1	3	0	3	0	1	0	12
33	Jerrett, Grant	2	5	1	3	0	0	0	2	2	3	5	0	2	0	19
Team Totals		25 52 8 18 117				1 1 2 13 33 46 18 69				11 16 0 6 200						
TOTAL FG%		1st Half: 14-27 51.9%				2nd Half: 11-25 44.0%				Game: 48.1%						
3-Pt. FG%		1st Half: 6-11 54.5%				2nd Half: 2-7 28.6%				Game: 44.4%						
FTW %		1st Half: 3-6 50.0%				2nd Half: 8-11 72.7%				Game: 64.7%						

Miami 62, Georgia Tech 49
1/5/13
Game 13
McCamish Pavilion

Miami 10-3, 1-0 ACC		tot-fg 3-pt				rebounds											
#	Player	f	g	f	g	f	g	f	g	a	b	s	min				
45	Julian Gamble	f	2	6	0	3	4	2	5	7	4	7	1	2	0	25	
35	Kenny Kadji	c	3	9	1	4	4	6	2	12	14	1	1	0	2	31	
00	Shane Larkin	g	2	7	1	3	0	0	1	3	4	0	5	6	1	0	36
01	Durand Scott	g	2	7	0	2	0	0	0	0	3	4	4	0	2	0	33
04	McKinney Jones	g	3	10	1	4	2	3	1	4	5	0	9	2	2	0	30
10	Raphael Akpejori	g	1	3	0	0	0	0	1	3	4	2	0	1	0	1	13
15	Rion Brown	g	9	11	4	6	0	0	1	0	1	1	22	0	0	1	23
21	Erik Swoope	g	0	0	0	0	0	0	2	0	1	1	0	0	0	0	0
23	Tonye Jekiri	g	0	0	0	0	2	2	0	2	0	2	0	1	1	0	7
TEAM		2 2															
Totals		22	53	7	19	11	17	10	30	40	13	62	13	13	5	8	200
TOTAL FG%		1st Half: 12-28 42.9% 2nd Half: 10-25 40.0% Game: 41.5%															
3-Pt. FG%		1st Half: 4-10 40.0% 2nd Half: 3-9 33.3% Game: 36.8%															
F Throw %		1st Half: 5-6 83.3% 2nd Half: 6-11 54.5% Game: 64.7%															

Georgia Tech 10-3, 0-1		tot-fg 3-pt					rebounds								
#	Player	fg	fga	fgt	fta	fta	of	de	tot	pf	tp	a	b	min	
03	Georges-Hunt	f	3	9	0	3	1	2	4	6	3	7	1	2	01
04	Carter Jr., Robert	f	3	7	1	3	0	0	1	3	4	7	3	0	24
05	Miller, Daniel	c	2	7	0	0	2	2	1	6	7	2	6	0	15
00	Udofia, Mfon	g	2	7	2	4	4	5	2	1	3	1	10	1	29
23	Reed, Brandon	g	4	0	3	0	0	1	0	1	1	0	0	0	17
01	Royal, Julian	g	0	0	0	0	0	0	1	1	0	0	0	1	00
02	Jordan, Pierre	g	0	0	0	0	0	0	1	1	1	0	1	1	09
11	Golden, Chris	g	2	7	1	2	1	2	0	0	0	6	1	0	17
12	Poole Jr., Stacey	g	0	0	0	0	0	0	1	1	0	0	2	1	00
14	Morris, Jason	g	0	3	0	2	0	0	0	1	1	0	0	0	09
24	Holsey, Kammeon	g	4	7	0	0	2	4	0	1	1	1	10	2	24
45	Poole, Solomon	g	1	1	1	0	0	0	0	0	0	3	1	0	14
TEAM		3 3													
Totals		17 52 5 18 10 15 7 22 29 13 49 13 12 2 5 200													
TOTAL FG%		1st Half: 8-23 34.8% 2nd Half: 9-29 31.0% Game: 32.7%													
3-Pt. FG%		1st Half: 3-9 33.3% 2nd Half: 2-9 22.2% Game: 27.8%													
F Throw %		1st Half: 4-6 66.7% 2nd Half: 6-9 66.7% Game: 66.7%													

Officials: Roger Ayers, Mike Eades, Doug Shows

Technical fouls: University of Miami-None. Georgia Tech-None.

Attendance: 7614

Score by Periods	1st	2nd	Total
University of Miami	33	29	62
Georgia Tech	23	26	49

Points in the paint-UM 28,GT 16. Points off turnovers-UM 12,GT 10.

2nd chance points-UM 8,GT 8. Fast break points-UM 11,GT 7.

Bench points-UM 26,GT 19. Score tied-4 times. Lead changed-4 times.

Last FG-UM 2nd-04:40, GT 2nd-01:32.

Largest lead-UM by 23 2nd-08:07, GT by 3 1st-16:05.

Miami 68, UNC 59
1/11/13
Game 14
Smith Center

Miami 11-3, 2-0 ACC		tot-fg 3-pt				rebounds										
#	Player	f	fg	fga	ft	fta	of	de	tot	pf	tp	a	b	s	min	
35	Kenny Kadji	f	7	11	2	5	2	3	0	9	2	18	3	0	37	
45	Julian Gamble	f	7	10	0	0	3	3	6	4	14	0	1	31	33	
00	Shane Larkin	g	3	7	1	3	4	6	0	3	3	2	11	1	40	
01	Durand Scott	g	4	12	2	6	1	2	1	5	6	2	11	5	10	
04	McKinney Jones	g	1	5	1	4	2	2	0	1	1	5	1	5	26	
10	Raphael Akpejori	0	0	0	0	0	0	0	0	0	0	0	0	1	7	
15	Rion Brown	3	8	3	8	0	0	2	2	9	0	1	0	1	21	
23	Tonye Jekiri	0	0	0	0	0	1	0	1	0	0	0	0	0	2	
TEAM		3 3 6														
Totals		25	53	9	26	9	13	8	26	34	11	68	10	12	8	200
TOTAL FG%		1st Half: 12-26 46.2%				2nd Half: 13-27 48.1%				Game: 47.2%						
3-Pt. FG%		1st Half: 4-12 33.3%				2nd Half: 5-14 35.7%				Game: 34.6%						
FThrow %		1st Half: 2-4 50.0%				2nd Half: 7-9 77.8%				Game: 69.2%						

UNC 10-5, 0-2 ACC		tot-fg 3-pt					rebounds									
#	Player	fg	fga	fg	fga	ft	fta	of	de	tot	pf	tp	a	b	min	
14	Hubert, Desmond	f	0	1	0	0	1	2	2	0	1	0	0	1	12	
35	Bullock, Reggie	f	4	16	3	8	0	0	2	4	6	0	11	5	34	
43	McAdoo, James	f	5	14	0	0	4	5	2	4	6	3	14	0	32	
01	Strickland, Dexter	g	0	1	0	0	0	0	0	0	0	0	0	0	26	
05	Paige, Marcus	g	4	7	2	3	0	0	5	5	4	10	5	3	33	
00	James, Joel	g	1	1	0	0	0	0	1	1	0	2	0	0	4	
10	Johnson, Brice	g	5	8	0	0	1	2	1	3	2	10	1	1	18	
15	Hairston, P.J.	g	2	7	1	4	0	0	1	2	3	1	5	2	36	
21	Simmons, Jackson	g	1	1	0	0	0	0	1	1	0	2	1	0	2	
25	Tokoto, J.P.	g	2	4	0	0	0	1	2	3	1	4	1	0	12	
TEAM		2 1														
Totals		24	60	6	15	5	8	12	21	33	11	59	15	11	200	

Officials: Les Jones, Michael Stephens, Joe Lindsay

Technical fouls: University of Miami-None. North Carolina-None.

Attendance: 20516

Score by Periods	1st	2nd	Total
University of Miami	30	38	68
North Carolina	32	27	59

Points in the paint-UM 22,NC 26. Points off turnovers-UM 14,NC 6.

2nd chance points-UM 11,NC 14. Fast break points-UM 2,NC 4.

Bench points-UM 9,NC 23. Score tied-7 times. Lead changed-11 times.

Last FG-UM 2nd-03:05, NC 2nd-00:48.

Largest lead-UM by 9 2nd-03:05, NC by 6 1st-03:09.

Miami 54, Maryland 47
1/13/13
Game 15
BankUnited Center

Maryland 13-3, 1-2		tot-fg 3-pt				rebounds											
#	Player	fg	fga	fga	ft	fta	of	de	tot	pf	tp	a	b	s	min		
32	Dez Wells	f	7	11	1	2	3	5	1	4	5	3	18	1	3	1	32
35	James Padgett	f	0	3	0	0	1	4	1	4	5	0	1	0	0	0	17
25	Alex Len	c	6	13	0	1	4	9	3	6	9	3	16	0	4	2	31
04	Seth Allen	g	2	8	0	3	0	0	0	3	3	4	4	0	1	0	29
05	Nick Faust	g	1	8	0	2	0	0	0	1	7	8	2	2	0	1	24
00	Charles Mitchell	g	0	3	0	0	0	0	0	1	1	2	0	0	0	1	12
02	Logan Aronhalt	g	1	4	1	3	0	0	1	2	3	0	3	0	2	0	11
10	Jake Layman	g	1	2	1	1	0	0	1	3	4	1	3	0	2	1	21
15	Spencer Barks	g	0	0	0	0	0	0	0	0	0	1	0	0	0	0	2
21	Pe'Shon Howard	g	0	5	0	3	0	0	0	2	2	0	0	1	1	0	17
44	Shaquille Cleare	g	0	0	0	0	0	0	0	1	1	1	0	0	0	0	4
TEAM		4 3 7															
Totals		18 57 3 15				8 18 12 36 48 16 47				4 15 6 6 200							
TOTAL FG%		1st Half: 6-28 21.4%				2nd Half: 12-29 41.4%				Game: 31.6%							
3-Pt. FG%		1st Half: 0-6 0.0%				2nd Half: 3-9 33.3%				Game: 20.0%							
F Throw %		1st Half: 2-6 33.3%				2nd Half: 6-12 50.0%				Game: 44.4%							

Miami 12-3, 3-0		tot-fg 3-pt					rebounds									
#	Player	f	fga	fg	fga	ft	fta	of	de	tot	pf	tp	a	b	min	
35	Kenny Kadji	f	5	13	3	6	1	6	1	4	5	3	14	0	2 10 33	
45	Julian Gamble	f	4	9	0	0	2	3	6	9	5	8	0	3	4 1 32	
00	Shane Larkin	g	5	11	0	3	0	1	3	4	0	10	6	3	1 3 37	
01	Durand Scott	g	3	8	0	3	0	1	0	1	3	6	2	3	0 2 31	
04	McKinney Jones	g	3	11	2	5	4	0	8	8	2	12	7	0	1 1 33	
10	Raphael Akpejori	0	2	0	0	0	0	2	2	4	1	0	0	0	1 1 7	
15	Rion Brown	1	6	0	3	0	0	2	2	2	0	2	0	0	0 1 16	
21	Erik Swoope	0	1	0	0	0	0	0	0	0	1	0	0	0	0 1 4	
23	Tonye Jekiri	1	2	0	0	0	0	2	2	4	1	2	0	0	0 0 7	
TEAM							2 5 7									
Totals		22 63 5 20					5 13 11 33 44 16 54					15 8 6 8 200				
TOTAL FG%		1st Half: 8-29 27.6%					2nd Half: 14-34 41.2%					Game: 34.9%				
3-PT FG%		1st Half: 3-12 25.0%					2nd Half: 8-25 0.0%					Game: 25.0%				
F-Thr %		1st Half: 0-4 0.0%					2nd Half: 5-9 55.6%					Game: 38.5%				

#14/15 Miami 73, Va. Tech 64 Game 19
1/30/13 Cassell Stadium

Miami 16-3, 7-0		tot-fg 3-pt			rebounds			a			to b s min		
##	Player	fg	fga	fga	fta	fta	of de	tot	pf	tp	a	b	s min
35	Kenny Kadji	f	6	10	1	5	2	4	3	18	0	3	1 0 28
45	Julian Gamble	f	1	1	0	0	1	6	7	2	0	0	3 1 24
00	Shane Larkin	g	9	14	5	10	2	3	0	25	3	3	2 3 40
01	Durand Scott	g	2	10	0	4	1	2	1	3	3	2	0 1 37
04	McKinney Jones	g	4	9	2	5	2	3	3	1	12	4	0 0 1 33
15	Rion Brown	2	5	1	4	0	1	0	1	5	2	1	0 0 10
23	Tonye Jekiri	1	1	0	0	0	0	1	1	2	0	0	0 0 6
42	Reggie Johnson	1	4	0	0	2	2	3	7	10	0	3	2 0 22
TEAM													
Totals													
		26	54	9	24	12	16	10	23	33	12	12	8 6 200
TOTAL FG%		1st Half: 13-28 46.4% 2nd Half: 13-26 50.0%											
3-Pt. FG%		1st Half: 3-11 27.3% 2nd Half: 6-13 46.2%											
FThrow %		1st Half: 0-0 0.0% 2nd Half: 12-15 80.0%											
		Game: 48.1% Game: 37.5% Game: 75.0%											

Virginia Tech 11-9, 2-5		tot-fg 3-pt			rebounds			a			to b s min		
##	Player	fg	fga	fga	fta	fta	of de	tot	pf	tp	a	b	s min
02	Joey van Zegeren	f	5	0	0	0	2	4	6	3	2	0	4 0 0 22
03	Jarell Eddie	f	4	5	3	3	1	3	4	3	14	2	6 0 0 34
42	C.J. Barksdale	f	0	4	0	0	0	2	2	2	0	0	1 0 25
10	Marquis Rankin	g	0	5	0	4	0	1	1	2	3	0	2 2 0 21
11	Erick Green	g	11	20	5	8	3	4	0	2	2	1	30 3 0 1 37
01	Robert Brown	3	5	2	3	0	1	0	1	0	8	4	3 0 1 32
04	Cadarian Raines	5	6	0	0	1	2	6	8	4	10	0	2 1 2 19
22	Christian Beyer	0	1	0	1	0	0	1	1	1	0	0	0 0 0 4
24	Joey Racer	0	0	0	0	0	0	0	0	1	0	0	0 0 0 0+
33	Marshall Wood	0	2	0	1	0	3	0	0	0	0	0	0 0 0 6
TEAM													
Totals		24	53	10	20	6	11	9	20	29	18	64	11 17 2 4 200
TOTAL FG%		1st Half: 13-24 54.2% 2nd Half: 11-29 37.9%											
3-Pt. FG%		1st Half: 5-10 50.0% 2nd Half: 5-10 50.0%											
FThrow %		1st Half: 1-5 20.0% 2nd Half: 5-6 83.3%											
		Game: 45.3% Game: 50.0% Game: 54.5%											

Officials: Karl Hess, Bryan Kersey, Brian Dorsey
Technical fouls: University of Miami-None. Virginia Tech-None.
Attendance: 5436
Score by Periods

	1st	2nd	Total
University of Miami	29	44	73
Virginia Tech	32	32	64

Points in the paint-UM 26,VT 16. Points off turnovers-UM 16,VT 12.
2nd chance points-UM 8,VT 6. Fast break points-UM 4,VT 12.
Bench points-UM 11,VT 18. Score tied-3 times. Lead changed-8 times.
Last FG-UM 2nd-00:40, VT 2nd-00:11.
Largest lead-UM by 12 2nd-00:21, VT by 12 1st-05:56.

#14/15 Miami 79, #19 NC State 78 Game 20
2/2/13 PNC Arena

Miami 17-3 (8-0 ACC)		tot-fg 3-pt			rebounds			a			to b s min		
##	Player	fg	fga	fga	fta	fta	of de	tot	pf	tp	a	b	s min
00	Shane Larkin	* 5	9	2	5	1	4	0	3	3	13	5	1 0 5 37
01	Durand Scott	* 6	10	0	3	6	9	0	2	2	18	2	2 0 2 39
04	McKinney Jones	* 2	11	0	7	0	0	1	1	0	4	0	1 0 0 23
35	Kenny Kadji	* 5	10	1	3	2	2	3	5	3	13	0	1 0 0 26
45	Julian Gamble	* 6	9	0	0	4	4	0	4	1	16	1	0 1 2 25
15	Rion Brown	0	2	0	2	0	0	1	0	1	3	0	0 0 0 21
23	Tonye Jekiri	0	0	0	0	0	0	2	0	2	0	1	2 0 0 6
42	Reggie Johnson	6	10	0	1	3	4	2	6	8	3	15	0 1 1 1 23
TEAM													
Totals		30	61	3	21	16	23	12	16	28	16	79	9 8 2 10 200
TOTAL FG%		1st Half: 14-32 43.8% 2nd Half: 16-29 55.2%											
3-Pt. FG%		1st Half: 1-13 7.7% 2nd Half: 2-8 25.0%											
FThrow %		1st Half: 5-6 83.3% 2nd Half: 11-17 64.7%											
		Game: 49.2% Game: 14.3% Game: 69.6%											

NC State 16-6 (5-4 ACC)		tot-fg 3-pt			rebounds			a			to b s min		
##	Player	fg	fga	fga	fta	fta	of de	tot	pf	tp	a	b	s min
00	Purvis, Rodney	* 5	9	2	3	1	2	2	2	4	3	13	2 4 0 0 27
01	Howell, Richard	* 7	11	0	0	1	1	3	5	8	2	15	1 2 1 2 35
14	Vandenberg, J.	* 0	2	0	0	0	0	0	0	1	0	0	0 1 1 7
15	Wood, Scott	* 3	5	2	3	0	0	2	2	3	8	0	2 0 0 30
24	Warren, T.J.	* 3	5	0	1	2	2	1	0	1	4	8	2 1 1 1 27
02	Leslie, C.J.	6	12	0	0	6	7	2	10	12	4	18	1 2 0 1 38
12	Lewis, Tyler	4	8	0	2	8	9	0	2	2	0	16	5 1 0 0 36
TEAM													
Totals		28	52	4	9	18	21	9	22	31	77	11	12 3 5 200
TOTAL FG%		1st Half: 15-32 46.9% 2nd Half: 13-20 65.0%											
3-Pt. FG%		1st Half: 1-6 16.7% 2nd Half: 3-3 100%											
FThrow %		1st Half: 9-11 81.8% 2nd Half: 9-10 90.0%											
		Game: 53.8% Game: 44.4% Game: 85.7%											

Officials: James Luckie, Tim Kelly, Bernard Clinton
Technical fouls: University of Miami-Reggie Johnson. NC State-None.
Attendance: 19557
Score by Periods

	1st	2nd	Total
University of Miami	34	45	79
NC State	40	38	78


Points in the paint-UM 50,ST 44. Points off turnovers-UM 22,ST 8.
2nd chance points-UM 16,ST 8. Fast break points-UM 15,ST 17.
Bench points-UM 15,ST 34. Score tied-1 time. Lead changed-4 times.
Last FG-UM 2nd-00:00, ST 2nd-03:10.
Largest lead-UM by 9 1st-13:45, ST by 10 2nd-13:53.

#8/11 Miami 72, Boston College 50 Game 21
2/5/13 BankUnited Center

BC 10-12, 2-7 ACC		tot-fg 3-pt			rebounds			a			to b s min		
##	Player	fg	fga	fga	fta	fta	of de	tot	pf	tp	a	b	s min
04	Odio, Eddie	* 2	6	0	2	1	2	1	1	2	4	5	0 1 1 2 23
12	Anderson, Ryan	* 5	11	0	0	4	8	5	6	11	1	14	1 1 0 0 33
20	Jackson, Lonnie	* 3	10	3	8	0	0	0	0	2	9	2	1 0 3 28
21	Hanlan, Olivier	* 8	14	0	4	0	0	1	0	1	1	16	2 0 0 1 37
25	Rahon, Joe	* 0	4	0	3	0	0	1	6	7	0	0	1 1 0 2 33
13	Gain Carney, John	0	0	0	0	0	0	0	0	0	0	0	0 0 0 2
15	Van Nest, Andrew	4	4	1	2	0	0	2	2	4	2	3	0 2 0 0 17
24	Clifford, Dennis	0	0	0	0	0	0	0	1	1	1	0	1 0 0 5
31	Rubin, Danny	1	4	1	4	0	0	0	0	2	3	0	0 0 0 13
33	Hackmann, Patrick	0	1	0	0	0	0	0	1	1	3	0	0 1 0 0 9
TEAM													
Totals		20	54	5	23	5	10	11	19	30	16	50	6 11 1 8 200
TOTAL FG%		1st Half: 8-21 38.1% 2nd Half: 12-33 36.4%											
3-Pt. FG%		1st Half: 4-11 36.4% 2nd Half: 1-12 8.3%											
FThrow %		1st Half: 3-6 50.0% 2nd Half: 2-4 50.0%											
		Game: 21.7% Game: 50.0%											

Miami 18-3, 9-0 ACC		tot-fg 3-pt				rebounds				a				to b s min							
##	Player	fg	fga	fgt	fgt	fta	of	de	tot	pf	tp	a	b	s	min						
00	Shane Larkin	* 4	6	2	3	0	0	3	3	0	10	5	0	0	1 31						
01	Durand Scott	* 5	11	1	3	0	0	1	6	7	0	11	3	0	0 1 35						
04	McKinney Jones	* 1	7	1	5	2	2	0	0	0	5	2	1	0	2 29						
35	Kenny Kadji	* 6	9	2	4	2	3	2	6	8	3	16	2	1	0 21						
45	Julian Gamble	* 1	4	0	0	0	3	1	4	3	2	1	2	2	0 17						
03	Steve Sorenson	0	0	0	0	0	0	0	0	0	0	0	1	0	0 1						
10	Raphael Akpejori	0	1	0	0	0	0	0	0	0	0	0	0	0	0 2						
12	Justin Heller	0	0	0	0	0	0	0	0	0	0	0	1	0	0 2						
15	Ron Brown	7	11	5	7	3	5	2	1	3	1	22	1	0	0 26						
21	Erik Swoope	0	0	0	0	0	0	1	1	2	0	0	1	0	0 4						
23	Tonye Jekiri	1	2	0	0	2	3	1	4	1	2	0	0	1	0 10						
42	Reggie Johnson	2	6	0	0	2	3	6	9	3	4	2	4	0	0 22						
TEAM						2 1 3															
Totals		27 57				1122 7				14				16 26 42 13 72				16 11 4 7 200			
TOTAL FG%		1st Half: 15-34 44.1%				2nd Half: 12-23 52.2%												Game: 47.40%			
3-Pt. FG%		1st Half: 3-11 27.3%				2nd Half: 8-11 72.7%												Game: 50.0%			
F Throw %		1st Half: 0-2 0.0%				2nd Half: 7-12 58.3%												Game: 50.0%			

2012-13 Photo Roster



25
Garrius Adams
Sr. | G | 6-6 | 195
Apex, N.C.
Middle Creek




10
Raphael Akpejori
Jr. | F | 6-10 | 236
Lagos, Nigeria
Sunrise Christian Academy (Kan.)




15
Rion Brown
Jr. | G | 6-6 | 200
Hinesville, Ga.
Liberty County



45
Julian Gamble
Sr. | F/C | 6-10 | 250
Durham, N.C.
Southern Durham



12
Justin Heller
Jr. | G | 6-2 | 180
Boca Raton, Fla.
West Boca Raton Community




Tonye Jekiri
Fr. | C | 7-0 | 227
Hialeah, Fla.
Champagnat Catholic School




42
Reggie Johnson
Sr. | C | 6-10 | 292
Winston-Salem, N.C.
Winston-Salem Prep




35
Kenny Kadji
Sr. | F/C | 6-11 | 242
Douala, Cameroon
Pendleton/IMG/Florida



0
Shane Larkin
So. | G | 5-11 | 176
Orlando, Fla.
Dr. Phillips (Fla.)




4
Trey McKinney Jones
Sr. | G | 6-5 | 220
Milwaukee, Wis.
South Milwaukee/UMKC



1
Durand Scott
Sr. | G | 6-5 | 203
The Bronx, N.Y.
Rice High



3
Steve Sorenson
Fr. | G | 6-0 | 151
Dallas, Texas
Mark's School of Texas



21
Erik Swoope
Jr. | F | 6-6 | 233
Lake Elsinore, Calif.
Harvard-Westlake



Jim Larranaga
Head Coach



Eric Konkol
Assistant Coach



Michael Huger
Assistant Coach



Chris Caputo
Assistant Coach



Mike Summey
Director of Operations



GARRIUS ADAMS

Senior | Guard | 6-6 | 195

Apex, N.C. | Middle Creek

#25

Adams Season / Career Highs

Points

Season: --

Career: 16, at UNGC 02/15/11

Rebounds

Season: --

Career: 9, vs. Virginia 2/5/11

Assists

Season: --

Career: 6, vs. McNeese State 11/24/10

Steals

Season: --

Career: 3, (4x) last at Ole Miss 11/25/11

Blocked Shots

Season: --

Career: 2, (2x) last vs. Boston College 1/19/10

Field Goals

Season: --

Career: 6, at UNGC 2/15/11

Field Goal Attempts

Season: --

Career: 11, at UNGC 2/15/11

Free Throws

Season: --

Career: 7, vs. UCF 12/18/10

Free Throw Attempts

Season: --

Career: 12, vs. UCF 12/18/10

3-Point Field Goals

Season: --

Career: 4 (2x) last at West Virginia 12/10/11

3-Point Field Goal Attempts

Season: --

Career: 7 (4x) last vs. FGCU 11/22/11

Foul Disqualifications

Season: --

Career: 1, vs. Tennessee Tech 11/11/11

Minutes

Season: --

Career: 40, vs. Virginia 2/5/11

As a Junior (2011-12): In 19 games, averaged 4.5 points, 2.1 rebounds, 0.9 assists and 0.6 steals in 16.9 minutes per game ... Shot 39.7 percent from field, 34.0 from distance and 55.0 at the line ... Started first six games of season ... Sat out 14 games in January and February with lower extremity injury. Had surgery on Jan. 19 and returned to court Feb. 18 ... Posted 2.4 points, 0.6 rebounds in five ACC games ... Scored 6.5 ppg in two NIT games, playing 25.5 mpg ... Led (or tied) for team game highs in steals four times and in scoring, rebounding, assists and blocks once apiece ... Season highs include 15 points at West Virginia, eight rebounds vs. Tennessee Tech, three assists vs. Valparaiso, trio of steals at Ole Miss, four three-pointers made at West Virginia and 32 minutes at West Virginia and against Florida Gulf Coast.

As a Sophomore (2010-11): Played in all 36 games, with 24 starts - including stretch of 15 straight during ACC play (1/15-3/6) ... Averaged 7.3 points, 3.7 rebounds, 1.8 assists and 1.0 steal in 28.2 minutes per game ... Played at least 20 minutes in 33-of-36 games this season, with 1,014 minutes on hardwood, ranking 17th in program history ... Scored in double-figures 12 times, including seven times versus ACC opponents ... Grabbed five-plus boards 11 times, including season-high nine in overtime win against Virginia (2/5).

As a Freshman (2009-10): Averaged 3.8 points and 2.1 rebounds per game, playing in 32 games as true freshman -- tying Reggie Johnson for second-most appearances among UM freshmen in 2009-10 ... Started seven-straight games in ACC play -- also second most among UM freshmen, posting 3.9 points and 1.7 boards per outing versus conference opponents ... Knocked down three-pointer in seven of last 12 games ... Scored in double figures twice, including season- and game-high 13 points at Wake Forest (2/2) on season-best 4-of-8 shooting from field -- including season-best 3-for-5 from beyond the -- with three rebounds and steal.

High School: Ranked among the top 20 shooting guards by ESPN and among top 30 by Scout ... Averaged 21.8 points per game as a senior en route to setting Middle Creek High School scoring record in career points ... In 2009, named to N.C. Basketball Coaches Association District 5 All-District first team and NCPreps.com All-State Boys Basketball Team ... Competed in North Carolina/South Carolina All-Star Classic ... As a junior, averaged 18.2 points and 7.8 rebounds per game en route to NCHSAA 4-A All-State honors ... Coached by David Kushner ... Averaged 20.1 points per game with AAU team -- Garner Road, and was named to all-tournament team at Bob Gibbons Tournament of Champions in May 2008 ... Also recruited by Wake Forest, NC State, Virginia Tech and South Carolina.

Personal: First name is pronounced GARY-us ... Born Nov. 15, 1990 ... Son of Valerie and Gary Adams ... Brother to Deion, Ashley and Destiny ... Will graduate in June 2013 with a degree in sports administration ... Aspirations of becoming general manager of NBA team ... Off the court, enjoys music.

2009-10				
Opposition	P	R	A	
NC Central	3	4	0	
Nova Southeastern	10	2	0	
Tulane	4	2	1	
UNC Wilmington	0	0	0	
South Carolina	3	2	0	
FGCU	6	3	2	
USC Upstate	1	3	1	
Minnesota	2	1	1	
at Boston College	4	1	1	
SC State	5	4	1	
at Stetson	4	5	0	
FAU	9	2	1	
NC A&T	1	8	1	
Bethune-Cookman	6	2	0	
at Pepperdine	5	1	2	
Wake Forest	0	1	0	
at Virginia Tech	6	2	1	
at Virginia	0	1	0	
Boston College	2	2	3	
at Maryland	4	1	1	
Virginia Tech	3	1	0	
at Wake Forest	13	3	0	
at Florida St.	5	3	1	
Georgia Tech	6	3	0	
at Clemson	5	0	2	
Duke	2	2	0	
Virginia	3	3	0	
NC State	9	1	0	
at North Carolina	0	1	0	
Florida St.	0	2	0	
Wake Forest	0	0	0	
Duke	0	0	0	

2010-11				
Opposition	P	R	A	
Jacksonville	3	1	3	
at Memphis	5	7	0	
N.C. Central	10	3	2	
at Rutgers	0	0	0	
McNeese St.	11	4	6	
at FGCU	13	5	1	
Ole Miss	6	3	2	
West Virginia	9	3	2	
at Stetson	4	2	5	
UCF	7	5	0	
Oral Roberts	10	2	0	
Rice	9	4	3	
Akron	4	1	1	
Pepperdine	6	0	2	
at Duke	0	3	0	
at Clemson	14	5	3	
BC	12	2	2	
Florida St.	2	8	2	
at NC State	2	2	2	
UNC	12	3	1	
at Virginia Tech	11	2	1	
Georgia Tech	11	3	1	
Virginia	8	9	2	
at Wake Forest	8	4	1	
Duke	9	6	2	
at UNGC	16	4	2	
Clemson	4	5	3	
at BC	12	6	4	
at Florida St.	7	8	3	
Maryland	4	4	3	
at Georgia Tech	7	1	1	
Virginia	10	5	2	
UNC	0	3	1	
FAU	4	2	1	
Missouri St.	8	3	1	
at Alabama	4	4	1	

2011-12				
Opposition	P	R	A	
TENNESSEE TECH	3	8	0	
RUTGERS	9	3	2	
UNF	14	5	2	
FLA. GULF COAST	7	4	1	
at Ole Miss	4	7	1	
at Purdue	2	1	1	
Memphis	0	0	0	
at West Virginia	15	3	2	
APPALACHIAN ST.	3	1	1	
UNCG	0	1	1	
WAKE FOREST	6	2	1	
at Maryland	0	0	0	
FLORIDA STATE	1	0	0	
at NC State	5	1	0	
BOSTON COLLEGE	0	0	1	
at Georgia Tech	0	0	0	
vs. Florida State	3	1	1	
VALPARAISO	8	2	3	
MINNESOTA	5	1	0	

ADAMS CAREER STATISTICS

Season	GP	GS	Min.	Avg.	FG	FGA	Pct.	FG	FGA	Pct.	FT	FTA	Pct.	Off.	Def.	Tot.	Avg.	PF	FO	Ast.	TO	Blk	Stl	Pts.	Avg.
2009-10	32	7	540	16.9	38	118	.322	26	89	.292	19	29	.655	19	47	66	2.1	20	0	19	25	6	23	121	3.8
2010-11	36	24	1014	28.2	88	227	.388	35	114	.307	51	75	.680	37	95	132	3.7	68	0	66	60	6	37	262	7.3
2011-12	19	6	319	16.8	29	73	.397	16	47	.340	11	20	.550	11	29	40	2.1	21	1	17	14	2	11	85	4.5
TOTAL	87	37	1873	21.5	155	418	.371	77	250	.308	81	124	.653	67	171	238	2.7	109	1	102	99	14	71	468	5.4



RAPHAEL AKPEJIORI #10

Junior | Forward | 6-10 | 236

Lagos, Nigeria | Sunrise Christian Academy (Kan.)

- Very strong and physical player who loves contact and has no regard for his own body
- Sets hard screens and rebounds at a good rate
- Majoring in mechanical engineering, taking classes such as applied thermodynamics and design of fluid & thermal systems. Three siblings are studying in Nigeria to be a civil engineer, chemical engineer and cell biology & genetics engineer.
- 185 test: 16 reps | Front squat: 330 | 1-step vertical: 33.5 | Bench max: 270
- Improved bench max from 215 to 270 and 185 test from 9-16 in 15 months under strength coach Jim Krumpus
- Full name is Ethasor Raphael Akpejori ... Goes by Raphael ... First name is pronounced A-tha-saur ... Last name is pronounced AHK-peh-jour-ee
- Born Oct. 10, 1990
- Also recruited by Texas A&M, Colorado, USF and UCF

As a Sophomore (2011-12):

- Averaged 3.1 points and 2.6 rebounds in first nine games of season
- Led (or tied) for team game highs in blocked shots three times and in rebounds once
- Averaged 11.9 minutes per game until return of Reggie Johnson
- Book Buster (3.0 GPA), Athletics Director Honor Roll (3.2 GPA), Dean's List (3.5 GPA)

As a Freshman (2010-11):

- UM's second-most active player on glass, pulling down 18.5 percent of rebounds when in game - including 20.8 percent of defensive boards.

High School

Kansas All-State Class 1-A honorable mention selection ... Rated as No. 64 power forward by ESPN ... Played AAU basketball for Baltimore Elite ... Played in international game during 2008 Jordan Brand Basketball Classic in New York City.

Akpejori Season / Career Highs

Points

Season: 4, at Boston College, 1/16/13
Career: 8, vs. NC Central 11/19/10
ACC: 4 (2x) last at Boston College, 1/16/13

Rebounds

Season: 4 (2x) last vs. Maryland, 1/13/13
Career: 7, at Purdue 11/29/11
ACC: 4 (3x) last vs. Maryland, 1/13/13

Assists

Season: 1, vs. Florida State, 1/27/13
Career: 1 (3x), last vs. Florida State, 1/27/13
ACC: 1, vs. Florida State, 1/27/13

Steals

Season: 1 (3x), last vs. Florida State, 1/27/13
Career: 1, (8x), last vs. Florida State, 1/27/13
ACC: 1 (5x), last vs. Florida State, 1/27/13

Blocked Shots

Season: 2, vs. Charlotte, 12/14/12
Career: 4 (2x), last vs. UNF 11/19/11
ACC: 2, vs. Florida State, 1/19/11

Field Goals

Season: 2, at Boston College, 1/16/13
Career: 3 (2x) last vs. Tennessee Tech 11/11/11
ACC: 2 (2x) last at Boston College, 1/16/13

Field Goal Attempts

Season: 3 (2x) last at Boston College, 1/16/13
Career: 4, UNF 11/19/11
ACC: 3 (3x) last at Boston College, 1/16/13

Free Throws

Season: 1, vs. Arizona, 12/23/12
Career: 4, at Rutgers 11/21/10
ACC: 2, vs. Florida State, 1/19/11

Free Throw Attempts

Season: 2, vs. Arizona, 12/23/12
Career: 4 (4x), last vs. Memphis 12/06/11
ACC: 3, at Duke, 1/2/11

3-Point Field Goals

Season: --

Career: --

ACC: --

3-Point Field Goal Attempts

Season: --

Career: --

ACC: --

Foul Disqualifications

Season: --

Career: --

Minutes

Season: 13, at Georgia Tech, 1/5/13

Career: 22, vs. UNF 11/19/11

ACC: 13, at Georgia Tech, 1/5/13

CAREER STATISTICS

Season	GP	GS	Min.	Avg.	FG	FGA	Pct.	FG	FGA	Pct.	FT	FTA	Pct.	Off.	Def.	Tot.	Avg.	PF	FO	Ast.	TO	Blk	Stl	Pts.	Avg.
2010-11	20	0	98	4.9	5	10	.500	0	0	.000	21	32	.656	13	18	31	1.6	16	0	0	5	12	2	31	1.6
2011-12	22	3	147	6.7	13	27	.481	0	0	.000	10	17	.588	21	12	33	1.5	27	0	2	7	11	4	36	1.6
2012-13	14	0	71	5.1	5	13	.385	0	0	.000	1	3	.333	6	12	18	1.3	7	0	1	2	3	3	11	0.8
TOTAL	56	3	316	5.6	23	50	.460	0	0	.000	32	52	.615	40	42	82	1.5	50	0	3	14	26	9	78	1.4

AKPEJIORI 2012-13

Opponent	Date	GS	Min	FG	FGA	Pct	3FG	FGA	Pct	FT	FTA	Pct	Off	Def	Tot	Avg	PF	FO	A	TO	Blk	Stl	Pts	Avg
STETSON	11-09-12		DNP																					
at FGCU	11-13-12		DNP																					
JACKSONVILLE	11-16-12		DNP																					
DETROIT	11-24-12		DNP																					
MICHIGAN STATE	11-28-12		DNP																					
at Massachusetts	12-01-12		DNP																					
CHARLOTTE	12-14-12	3	1	2	.500	0	0	.000	0	1	.000	0	0	0	0.0	0	0	0	0	2	0	2	2.0	
at UCF	12-18-12	1	0	0	.000	0	0	.000	0	0	.000	0	1	1	0.5	0	0	0	0	0	0	0	1.0	
at Hawai'i	12-22-12	4	0	0	.000	0	0	.000	0	0	.000	1	1	2	1.0	0	0	0	0	0	0	0	0.7	
vs Arizona	12-23-12	3	0	0	.000	0	0	.000	1	2	.500	0	1	1	1.0	0	0	0	0	0	0	1	0.8	
vs Indiana State	12-25-12	11	1	2	.500	0	0	.000	0	0	.000	2	1	3	1.4	1	0	0	1	0	0	2	1.0	
LA SALLE	01-02-13	3	0	0	.000	0	0	.000	0	0	.000	0	0	0	1.2	0	0	0	0	0	0	0	0.8	
at Georgia Tech	01-05-13	13	1	3	.333	0	0	.000	0	0	.000	1	3	4	1.6	4	0	0	1	0	1	2	1.0	
at North Carolina	01-10-13	7	0	0	.000	0	0	.000	0	0	.000	0	0	0	1.4	0	0	0	0	1	0	0	0.9	
MARYLAND	01-13-13	7	0	2	.000	0	0	.000	0	0	.000	2	2	4	1.7	1	0	0	0	0	1	0	0.8	
at Boston College	01-16-13	12	2	3	.667	0	0	.000	0	0	.000	0	2	2	1.7	0	0	0	0	0	0	4	1.1	
DUKE	01-23-13	2	0	0	.000	0	0	.000	0	0	.000	0	1	1	1.6	0	0	0	0	0	0	0	1.0	
FLORIDA STATE	01-27-13	2	0	0	.000	0	0	.000	0	0	.000	0	0	0	1.5	1	0	1	0	0	1	0	0.9	
at Virginia Tech	01-30-13		DNP																					
at NC State	02-02-13		DNP																					
BOSTON COLLEGE	02-05-13	2	0	1	.000	0	0	.000	0	0	.000	0	0	0	1.4	0	0	0	0	0	0	0	0.8	
NORTH CAROLINA	02-09-13	1	0	0	.000	0	0	.000	0	0	.000	0	0	0	1.3	0	0	0	0	0	0	0	0.8	
at Florida State	02-13-13		DNP																					
Totals		0	71	5	13	.385	0	0	.000	1	3	.333	6	12	18	1.3	7	0	1	2	3	3	11	0.8



RION BROWN

Junior | Guard | 6-6 | 200

Hinesville, Ga. | Liberty County

#15

- Very athletic and attacks the rim on offensive rebounds and lobs
- Catch and shoot player who is finding his rhythm
- Currently making 100 3-pointers before or after practice every day
- Mother likes him to wear orange shoes, so she sends a new pair occasionally
- 185 test: 12 reps | Front squat: 325 | 1-step vertical: 35.5 | Bench max: 245
- Improved 1-step vertical from 31.5 to 35.5, 185 test from 2 to 12 reps and bench max from 205-245 in 15 months under strength coach Jim Krumpus
- First name is pronounced Ryan ... Born Sept. 3, 1991 ... Brother to Tico Brown II
- Son of Lisa Brown and Tico Brown, who played basketball at Georgia Tech, in Continental Basketball Association and overseas. When he retired, Tico was CBA's all-time leading scorer (8,538 points) and was voted to All-Time CBA Team
- Majoring in sports administration
- Also recruited by Georgia, Alabama and Virginia

As a Sophomore (2011-12)

- Ended season on a streak of hitting a three-pointer in seven-straight games, which tied for fourth-longest current streak in ACC
- Knocked down 11 threes in four postseason games, leading team with 14.3 points in ACC Tournament and NIT combined
- Led team in NIT with 17.0 points and 35.5 minutes per night, and was second with 6.0 rebounds in two games

As a Freshman (2010-11)

- Versus Maryland (3/2), registered career highs in points (19), field goals made (6), three-pointers made (6) and assists (3). Finished 6-of-7 from long range, the six three-pointers are most by a Miami freshman in a decade.

High School

Selected Class 3-A South Player of Year by Georgia Athletic Coaches Association ... Rated as No. 15 shooting guard by *Scout*, No. 47 shooting guard by *ESPN* and No. 61 nationally by *Rivals* ... Selected as a GHSA State Senior All-Star ... As senior, averaged 22.8 points per game, while shooting 55 percent from field and 38 percent from beyond arc ... Teammate of Tennessee signee Jordan McRae ... Played AAU basketball for Worldwide Renegades.

2010-11					2011-12				
Opposition	P	R	A		Opposition	P	R	A	
Jacksonville	3	2	1		TENNESSEE TECH	7	3	1	
at Memphis	0	2	0		RUTGERS	0	4	1	
N.C. Central	17	2	2		at Ole Miss	0	0	0	
at Rutgers	5	2	0		at Purdue	3	4	0	
McNeese St.	16	4	0		UMASS	7	2	0	
at FGCU	5	0	1		Memphis	6	1	0	
Ole Miss	3	2	1		at West Virginia	0	0	0	
West Virginia	0	1	0		vs. FAU	15	0	0	
Stetson	3	0	1		at Charlotte	11	2	0	
UCF	0	0	0		APPALACHIAN ST.	15	3	0	
Oral Roberts	1	1	0		UNCG	6	2	1	
Rice	0	1	0		at Virginia	4	1	0	
Akron	0	1	0		at North Carolina	3	2	0	
Pepperdine	9	1	0		CLEMSON	5	2	0	
at Duke	0	0	0		NC STATE	10	4	0	
at Clemson	1	0	0		at Georgia Tech	0	1	1	
BC	0	0	1		at Boston College	2	3	3	
Florida St.	0	1	0		MARYLAND	5	3	1	
at NC State	3	0	1		at Duke	5	1	1	
UNC	0	1	0		VIRGINIA TECH	8	3	0	
at Florida Tech	7	3	0		at Florida State	5	3	0	
Georgia Tech	5	8	1		NORTH CAROLINA	5	5	1	
Virginia	8	3	0		WAKE FOREST	11	6	3	
at Wake Forest	0	2	2		at Maryland	4	1	0	
Duke	8	3	0		FLORIDA STATE	9	2	0	
at UNGC	0	1	0		at NC State	15	4	1	
Clemson	5	2	0		BOSTON COLLEGE	5	2	1	
at BC	4	1	0		at Georgia Tech	10	5	0	
at Florida St.	3	7	1		vs. Florida State	13	5	0	
Maryland	19	3	3		VALPARAISO	18	6	1	
Georgia Tech	3	3	3		MINNESOTA	16	6	0	
UNC	5	3	1						
FAU	6	1	0						
Missouri St.	7	3	2						
at Alabama	2	5	1						

Brown Season / Career Highs

Points

Season: 22 (2x) last vs. Boston College 2/5/13
 Career: 22 (2x) last vs. Boston College 2/5/13
 ACC: 22 (2x) last vs. Boston College 2/5/13

Rebounds

Season: 7, vs. Jacksonville 11/16/12
 Career: 8, vs. Georgia Tech 2/3/11
 ACC: 8, vs. Georgia Tech 2/3/11

Assists

Season: 3, at FGCU 11/13/12
 Career: 3 (5x), last at FGCU 11/13/12
 ACC: 3 (4x), last vs. Wake Forest 2/18/12

Steals

Season: 2 (3x) last vs. Boston College 2/5/13
 Career: 3, vs. NC Central 11/19/10
 ACC: 2 (2x) last vs. Boston College 2/5/13

Blocked Shots

Season: 1 (2x) last at UMass, 12/1/12
 Career: 1, (6x) last at UMass, 12/1/12
 ACC: 1, (2x) last vs. Maryland, 3/2/11

Field Goals

Season: 9, at Georgia Tech, 1/5/13
 Career: 9, at Georgia Tech, 1/5/13
 ACC: 9, at Georgia Tech, 1/5/13

Field Goal Attempts

Season: 11 (2x) last vs. Boston College 2/5/13
 Career: 12, vs. Minnesota 3/19/12
 ACC: 11 (2x) last vs. Boston College 2/5/13

Free Throws

Season: 3 (3x) last vs. North Carolina 2/9/13
 Career: 5 (2x) last vs. App. State 12/30/11
 ACC: 4, at NC State 2/29/12

Free Throw Attempts

Season: 5 (2x) last vs. Boston College 2/5/13
 Career: 6 (2x) last vs. App. State 12/30/11
 ACC: 5, vs. Boston College 2/5/13

3-Point Field Goals

Season: 5, vs. Boston College 2/5/13
 Career: 6, vs. Maryland 3/2/11
 ACC: 6, vs. Maryland 3/2/11

3-Point Field Goal Attempts

Season: 8, at North Carolina 1/10/13
 Career: 8 (2x), last at UNC 1/10/13
 ACC: 8, at North Carolina 1/10/13

Foul Disqualifications

Season: --
 Career: --

Minutes

Season: 35, at FGCU 11/13/12
 Career: 37, vs. Valparaiso 3/14/12
 ACC: 30 (2x) last at Boston College, 1/16/13

CAREER STATISTICS

Season	GP	GS	Min.	Avg.	FG	FGA	Pct.	FG	FGA	Pct.	FT	FTA	Pct.	Off.	Def.	Tot.	Avg.	PF	FO	Ast.	TO	Blk	Stl	Pts.	Avg.
2010-11	36	5	607	16.9	51	141	.362	32	90	.356	23	33	.697	13	59	72	2.0	54	0	22	33	3	10	157	4.4
2011-12	31	3	618	19.9	73	171	.427	41	104	.394	36	47	.766	26	60	86	2.8	41	0	16	21	1	15	223	7.2
2012-13	23	5	517	22.5	53	135	.393	23	83	.277	22	33	.667	14	23	37	1.6	24	0	23	12	2	11	151	6.6
TOTAL	90	13	1742	19.4	177	447	.396	96	277	.347	81	113	.717	53	142	195	2.2	119	0	61	66	6	36	531	5.9

BROWN 2012-13

Opponent	Date	GS	Min	TOTAL			3-PTS			FREE THROWS			REBOUNDS			PF	FO	A	TO	Blk	Stl	Pts	Avg		
				FG	FGA	Pct	3FG	FGA	Pct	FT	FTA	Pct	Off	Def	Tot									Avg	
STETSON	11-09-12	*	30	4	9	.444	2	6	.333	0	0	.000	0	1	1	1.0	0	0	2	1	0	0	10	10.0	
at FGCU	11-13-12	*	35	0	7	.000	0	6	.000	1	2	.500	2	2	4	2.5	0	0	3	2	1	0	1	5.5	
JACKSONVILLE	11-16-12	*	33	3	5	.600	0	1	.000	2	5	.400	2	5	7	4.0	0	0	1	0	0	2	8	6.3	
DETROIT	11-24-12		24	2	8	.250	0	3	.000	2	2	1.000	2	3	5	4.3	0	0	2	0	0	0	6	6.3	
MICHIGAN STATE	11-28-12		15	1	3	.333	1	2	.500	2	2	1.000	0	0	0	3.4	2	0	1	1	0	1	5	6.0	
at Massachusetts	12-01-12		24	1	3	.333	1	3	.333	3	4	.750	0	0	0	2.8	3	0	2	0	1	0	6	6.0	
CHARLOTTE	12-14-12		19	1	5	.200	1	4	.250	1	2	.500	0	3	3	2.9	1	0	0	0	0	0	4	5.7	
at UCF	12-18-12		22	3	6	.500	0	3	.000	0	0	.000	0	0	0	2.5	2	0	1	1	0	0	6	5.8	
at Hawai'i	12-22-12	*	25	3	8	.375	0	3	.000	0	0	.000	0	1	1	2.3	1	0	1	0	0	2	6	5.8	
vs Arizona	12-23-12	*	25	1	9	.111	0	4	.000	0	0	.000	0	1	1	2.2	2	0	0	2	0	1	2	5.4	
vs Indiana State	12-25-12		25	3	6	.500	0	3	.000	1	3	.333	2	0	2	2.2	1	0	0	1	0	0	7	5.5	
LA SALLE	01-02-13		14	1	4	.250	0	0	.000	0	0	.000	0	0	0	2.0	2	0	1	0	0	0	2	5.3	
at Georgia Tech	01-05-13		23	9	11	.818	4	6	.667	0	0	.000	1	0	1	1.9	1	0	0	0	0	1	22	6.5	
at North Carolina	01-10-13		21	3	8	.375	3	8	.375	0	0	.000	0	2	2	1.9	0	0	0	1	0	0	9	6.7	
MARYLAND	01-13-13		16	1	6	.167	0	3	.000	0	0	.000	0	2	2	1.9	0	0	0	0	0	0	2	6.4	
at Boston College	01-16-13		30	1	6	.167	1	5	.200	0	0	.000	0	0	0	1.8	2	0	1	0	0	1	3	6.2	
DUKE	01-23-13		17	1	3	.333	0	2	.000	2	2	1.000	0	0	0	1.7	1	0	2	2	0	0	4	6.1	
FLORIDA STATE	01-27-13		18	3	4	.750	2	3	.667	0	0	.000	0	2	2	1.7	1	0	2	0	0	0	8	6.2	
at Virginia Tech	01-30-13		10	2	5	.400	1	4	.250	0	0	.000	1	0	1	1.7	0	0	2	1	0	0	5	6.1	
at NC State	02-02-13		21	0	2	.000	0	2	.000	0	0	.000	1	0	1	1.7	3	0	0	0	0	0	0	5.8	
BOSTON COLLEGE	02-05-13		26	7	11	.636	5	7	.714	3	5	.600	2	1	3	1.7	1	0	1	0	0	2	22	6.6	
NORTH CAROLINA	02-09-13		24	3	6	.500	2	5	.400	3	4	.750	1	0	1	1.7	0	0	1	0	0	0	11	6.8	
at Florida State	02-13-13		20	0	0	.000	0	0	.000	2	2	1.000	0	0	0	1.6	1	0	0	0	0	1	2	6.6	
Totals			5	517	53	135	393	23	83	.277	22	33	.667	14	23	37	1.6	24	0	23	12	2	11	151	6.6



#45

2012-13 University of Miami



TONYE JEKIRI

Freshman | Center | 7-0 | 227

#23

Hialeah, Fla. | Champagnat Catholic School

- Only played basketball for three years after moving to South Florida in September 2010 to begin hoops career
- Terrific learner who picks up concepts quickly
- Good passer for his size
- Developing his offensive game
- Can play with back to basket or step out for a 10-12-foot shot
- Runs the floor like a guard and has unstoppable motor
- Only scholarship freshman on the team, second Florida recruit in Larranaga era
- Acclimated himself well from Nigeria to US culture
- Chose jersey number 23 because July 23 is birthday
- 185 test: 9 reps | front squat: 245 | 1-step vertical: 31.5 | Bench max: 235
- Majoring in sports administration
- Born July 23, 1994 in Nigeria ... Given name is Tonye Frank Jekiri (TAHN-yay Ja-KEER-EE) ... Brother to Tammie, Omiebi and Boma
- Originally from Nigeria, Jekiri moved to South Florida in September 2010 to begin basketball career ... Previously played soccer
- Chose Miami over considerations from Virginia Tech, Clemson, Florida State, Auburn, Vanderbilt and Alabama
- Larranaga's second recruit from state of Florida, joining current Canes sophomore Shane Larkin from Orlando, Fla.

High School

Rated 17th-best center in country by *ESPN.com* and No. 13 by *Scout.com* ... Averaged 20 points, 12 rebounds and 5 blocks per game as a senior ... Notched 45 points and 20 rebounds in regional semifinals and 18 points, 14 rebounds and six blocks in regional finals ... Led team to 2A state title game ... First team 2011-12 Boys Class 2A All-State team ... First team All-FHSAA Tournament at state championships ... *Orlando Sentinel's* 2011-12 All-Florida boys basketball team ... Averaged 14 points and 10 rebounds per game as a junior with Champagnat, first year of organized hoops ... Team MVP ... Team captain ... On AAU circuit, played for Team Breakdown ... Dominated at Source Hoops Elite Camp and led Team Breakdown to championships in Breakdown Hoops Festival and Big Shots Myrtle Beach I.

Jekiri Career Highs

Points

Career: 4, vs. Florida State, 1/27/13
 ACC: 4, vs. Florida State, 1/27/13

Rebounds

Career: 4 (2x) last vs. Boston College 2/5/13
 ACC: 4 (2x) last vs. Boston College 2/5/13

Assists

Career: 1 (2x), last at Boston College, 1/16/13
 ACC: 1, at Boston College, 1/16/13

Steals

Career: 1 (5x), last vs. Boston College 2/5/13
 ACC: 1 (3x), last vs. Boston College 2/5/13

Blocked Shots

Career: 2, vs. Charlotte, 12/14/12
 ACC: 1 (4x), last vs. Boston College 2/5/13

Field Goals

Career: 2, vs. Florida State, 1/27/13
 ACC: 2, vs. Florida State, 1/27/13

Field Goal Attempts

Career: 3 (3x), last vs. Florida State, 1/27/13
 ACC: 3 (2x), last vs. Florida State, 1/27/13

Free Throws

Career: 2, at Georgia Tech, 1/5/13
 ACC: 2, at Georgia Tech, 1/5/13

Free Throw Attempts

Career: 2 (4x), last vs. Boston College 2/5/13
 ACC: 2 (2x), last vs. Boston College 2/5/13

3-Point Field Goals

Career: --
 ACC: --

3-Point Field Goal Attempts

Career: --
 ACC: --

Foul Disqualifications

Career: --

Minutes

Career: 12 (2x) last vs. Florida State, 1/27/13
 ACC: 12 (2x) last vs. Florida State, 1/27/13

CAREER STATISTICS

Season	GP	GS	Min.	Avg.	FG	Total FGA	Pct.	3-Point FG	3-Point FGA	Pct.	Free Throws FT	Free Throws FTA	Pct.	Rebounds Off.	Rebounds Def.	Tot.	Avg.	PF	FO	Ast.	TO	Blk	Stl	Pts.	Avg.
2012-13	21	0	148	7.0	9	18	.500	0	0	.000	4	10	.400	17	15	32	1.5	22	0	3	9	7	5	22	1.0

JEKIRI 2012-13

Opponent	Date	GS	Min	TOTAL			3-PTS			FREE THROWS			REBOUNDS				PF	FO	A	TO	Blk	Stl	Pts	Avg
				FG	FGA	Pct	3FG	FGA	Pct	FT	FTA	Pct	Off	Def	Tot	Avg								
STETSON	11-09-12		DNP																					
at FGCU	11-13-12	9	0	0	.000	0	0	.000	1	2	.500	1	1	2	2.0	2	0	0	1	0	0	1	1.0	
JACKSONVILLE	11-16-12	6	0	0	.000	0	0	.000	0	1	.000	0	0	0	1.0	1	0	0	1	0	1	0	0.5	
DETROIT	11-24-12		DNP																					
MICHIGAN STATE	11-28-12	8	0	0	.000	0	0	.000	0	0	.000	0	2	2	1.3	1	0	0	0	0	0	0	0.3	
at Massachusetts	12-01-12	2	0	0	.000	0	0	.000	0	0	.000	0	0	0	1.0	0	0	0	0	0	0	0	0.3	
CHARLOTTE	12-14-12	11	0	0	.000	0	0	.000	0	0	.000	0	0	0	0.8	1	0	0	0	2	0	0	0.2	
at UCF	12-18-12	8	1	3	.333	0	0	.000	1	2	.500	2	0	2	1.0	4	0	0	0	0	0	3	0.7	
at Hawai'i	12-22-12	9	0	0	.000	0	0	.000	0	0	.000	0	0	0	0.9	1	0	1	0	0	1	0	0.6	
vs Arizona	12-23-12	7	0	1	.000	0	0	.000	0	0	.000	1	1	2	1.0	3	0	0	0	1	0	0	0.5	
vs Indiana State	12-25-12	0	0	0	.000	0	0	.000	0	0	.000	0	0	0	0.9	0	0	0	0	0	0	0	0.4	
LA SALLE	01-02-13	3	0	0	.000	0	0	.000	0	0	.000	0	1	1	0.9	0	0	0	0	0	0	0	0.4	
at Georgia Tech	01-05-13	7	0	0	.000	0	0	.000	2	2	1.000	2	0	2	1.0	0	0	0	1	1	0	2	0.5	
at North Carolina	01-10-13	2	0	0	.000	0	0	.000	0	0	.000	1	0	1	1.0	0	0	0	0	0	0	0	0.5	
MARYLAND	01-13-13	7	1	2	.500	0	0	.000	0	0	.000	2	2	4	1.2	1	0	0	0	0	0	2	0.6	
at Boston College	01-16-13	7	0	0	.000	0	0	.000	0	0	.000	0	1	1	1.2	1	0	1	1	0	1	0	0.6	
DUKE	01-23-13	12	1	3	.333	0	0	.000	0	1	.000	1	1	2	1.3	0	0	0	0	1	1	2	0.7	
FLORIDA STATE	01-27-13	12	2	3	.667	0	0	.000	0	0	.000	1	1	2	1.3	3	0	0	2	1	0	4	0.9	
at Virginia Tech	01-30-13	6	1	1	1.000	0	0	.000	0	0	.000	0	1	1	1.3	1	0	0	0	0	0	2	0.9	
at NC State	02-02-13	6	0	0	.000	0	0	.000	0	0	.000	2	0	2	1.3	0	0	1	2	0	0	0	0.9	
BOSTON COLLEGE	02-05-13	10	1	2	.500	0	0	.000	0	2	.000	3	1	4	1.5	1	0	0	0	1	1	2	0.9	
NORTH CAROLINA	02-09-13	9	1	1	1.000	0	0	.000	0	0	.000	1	1	2	1.5	1	0	0	1	0	0	2	1.0	
at Florida State	02-13-13	7	1	2	.500	0	0	.000	0	0	.000	0	2	2	1.5	1	0	0	0	0	0	2	1.0	
Totals		0	148	9	18	.500	0	0	.000	4	10	.400	17	15	32	1.5	22	0	3	9	7	5	22	1.0



REGGIE JOHNSON

Senior | Center | 6-10 | 292

#42

Winston-Salem, N.C. | Winston-Salem Prep

2011 All-ACC Honorable Mention
2010 ACC All-Tournament Second Team
ACC Player of the Week - Feb. 6, 2012

- Immovable presence inside with soft hands, good agility and foot speed
- Provides big body inside with a 7-2 wingspan
- Developing a top of the key 3-point shot
- Another coach on the sideline during his injury, encouraging the bigs
- Graduated with a degree in liberal arts in Dec. 2012 ... Currently taking courses the College of Arts and Sciences.
- Carolina Panthers fan, enjoys WWF and wants to meet UM alum, The Rock
- 185 test: 23 reps | 1-step vertical: 27.5 | Bench max: 320
- Improved bench max from 250 to 320 pounds and 185 test from 13 to 23 reps in 15 months under strength coach Jim Krumpus
- Born Dec. 16, 1989 ... Son of Erika Johnson ... Brother to Chrisalyn Boston
- Graduated in December 2012 with a degree in liberal arts
- Nickname is Big Regg
- Also recruited by Wake Forest, Virginia Tech, Xavier and VCU
- Played basketball in China during summer of 2010 with Athletes in Action
- Played in 2012 Amare Stoudemire Skills Academy
- Lost approximately 40 pounds since arriving on campus in summer 2008

As a Junior (2011-12)

- Following season was listed sixth in rebounds on ACC's active career statistical leaders list
- Posted one double-double, a 27-point, 12-rebound performance in UM's first-ever win at Cameron Indoor Stadium against Duke
- First three-point attempt was a made trey against Maryland on Feb. 1
- Posted 15 points, nine rebounds, five blocks and five assists in 36 minutes in first game back from knee surgery (12/17)
- Sat out first nine games of season after successfully undergoing surgery on June 30 to repair a torn meniscus in right knee. Injured knee during pick-up game June 27
- Declared ineligible prior to game against Florida State (Feb. 26) following findings in ongoing joint NCAA-UM inquiry. Reinstated for Feb. 29 game at NC State.

As a Sophomore (2010-11)

- Shot 59.1 percent from field - third-highest percentage in a season in UM history (minimum 200 field goal attempts)
- Grabbed a team-high 21.7 percent of available rebounds while on court
- Pulled down 20 rebounds in NIT win over FAU

As a Redshirt Freshman (2009-10)

- Season-high 22 points (8-of-8 FG) with 6-of-6 shooting from line, four boards, two assists and a blocked shot in ACC Tournament opening-round win against Wake Forest (3/11).

As a True Freshman (2008-09)

- Redshirt season. Worked on conditioning and spent hours in the weight room

High School

Competed in basketball and track & field at Winston-Salem Prep ... Helped guide Phoenix to North Carolina 1-A state championship in basketball, finishing with 25 points and a state championship record 23 rebounds en route to title and MVP honors ... Two-time All-Northwest selection, led league with 24.1 points per game, 16.1 rebounds per game and 7.1 blocks per game as a senior in 2007-08 ... *NC Preps.com* 1-A Player of Year, *NC Preps.com* All-State Team, *Triad Sports Weekly* County Player of Year and *Triad Sports Weekly* All-Forsyth County Basketball Team ... Four-star recruit by *Scout.com*, which ranked him 17th among centers ... Played AAU basketball for Boo Williams.

2009-10				
Opposition	P	R	A	
NC Central	4	0	1	
Nova Southeastern	2	2	0	
UNC Wilmington	3	1	0	
South Carolina	7	7	1	
FGCU	5	2	0	
USC Upstate	13	6	0	
Minnesota	2	1	1	
at Boston College	7	3	0	
SC State	11	6	1	
at Stetson	0	0	0	
FAU	8	10	1	
NC A&T	5	8	1	
Bethune-Cookman	7	7	0	
at Pepperdine	8	7	0	
Wake Forest	0	3	0	
at Virginia Tech	8	10	1	
at Virginia	6	8	1	
Boston College	15	9	0	
at Maryland	0	2	0	
Virginia Tech	7	4	1	
at Wake Forest	8	6	1	
at Florida St.	2	0	0	
Georgia Tech	10	7	0	
at Clemson	5	4	0	
Duke	0	1	0	
Virginia	0	0	0	
NC State	6	4	0	
at North Carolina	2	3	0	
Florida St.	12	3	0	
Wake Forest	22	4	2	
Virginia Tech	5	12	1	
Duke	14	8	0	

2010-11				
Opposition	P	R	A	
Jacksonville	13	8	0	
at Memphis	12	12	0	
N.C. Central	12	10	1	
at Rutgers	12	14	0	
McNeese St.	12	9	0	
at FGCU	11	10	1	
Ole Miss	17	10	1	
West Virginia	14	7	0	
Stetson	6	7	2	
UCF	6	6	0	
Oral Roberts	14	12	0	
Rice	7	6	2	
Akron	21	12	1	
Pepperdine	12	15	0	
at Duke	22	9	0	
at Clemson	6	8	1	
BC	9	9	0	
Florida St.	7	9	0	
at NC State	20	14	1	
UNC	11	13	2	
at Virginia Tech	6	10	2	
Georgia Tech	9	10	2	
Virginia	16	8	1	
at Wake Forest	25	7	1	
Duke	16	7	3	
at UNC	2	4	0	
Clemson	7	9	2	
at BC	15	6	2	
at Florida St.	17	12	0	
Maryland	12	16	3	
at Georgia Tech	4	12	0	
Virginia	8	6	1	
UNC	12	4	0	
FAU	14	20	1	
Missouri St.	9	9	3	
at Alabama	14	7	0	

2011-12				
Opposition	P	R	A	
vs. FAU	15	9	5	
at Charlotte	11	7	3	
APPALACHIAN ST.	11	8	1	
UNCG	6	2	0	
at Virginia	7	9	1	
at North Carolina	12	9	0	
CLEMSON	7	7	3	
NC STATE	12	4	0	
at Georgia Tech	8	7	2	
at Boston College	12	5	1	
MARYLAND	13	5	1	
at Duke	27	10	0	
VIRGINIA TECH	15	7	4	
at Florida State	4	6	1	
NORTH CAROLINA	11	9	1	
WAKE FOREST	6	8	2	
at Maryland	3	4	1	
at NC State	10	8	0	
BOSTON COLLEGE	10	7	4	
at Georgia Tech	7	9	0	
vs. Florida State	5	10	2	
VALPARAISO	9	11	4	
MINNESOTA	10	2	0	

Johnson Season / Career Highs Points

Season: 22, vs. Stetson 11/9/12

Career: 27, at Duke 2/5/12

ACC: 27 at Duke, 2/5/12

Rebounds

Season: 13 (2x) last at UCF 12/18/12

Career: 20, vs. FAU 3/16/11

ACC: 16 vs. Maryland, 3/2/11

Assists

Season: 2 (3x) last vs. Boston College 2/5/13

Career: 5, vs. FAU 12/17/11

ACC: 4 (2x), last vs. Boston College

Steals

Season: 1 (6x) last at Florida State, 2/13/13

Career: 2 (4x), last vs. Georgia Tech 2/3/11

ACC: 2, Georgia Tech, 2/3/11

Blocked Shots

Season: 6, at UMass, 12/1/12

Career: 6, at UMass, 12/1/12

ACC: 5, at NC State 1/23/11

Field Goals

Season: 6 (2x), last at UMass, 12/1/12

Career: 11, at Duke 2/5/12

ACC: 11, at Duke 2/5/12

Field Goal Attempts

Season: 16, vs. Stetson 11/9/12

Career: 17 (2x), last at Duke 2/5/12

ACC: 17 (2x) last at Duke 2/5/12

Free Throws

Season: 10, vs. Stetson 11/9/12

Career: 10, vs. Stetson 11/9/12

ACC: 9, at Wake Forest, 2/9/11

Free Throw Attempts

Season: 14, vs. Stetson 11/9/12

Career: 14, vs. Stetson 11/9/12

ACC: 12, at Wake Forest, 2/9/11

3-Point Field Goals

Season: 1, at UCF 12/18/12

Career: 1 (5x), last at UCF 12/18/12

ACC: 1 (4x), last at BC 3/3/12

3-Point Field Goal Attempts

Season: 3, vs. Stetson 11/9/12

Career: 3, vs. Stetson 11/9/12

ACC: 2 (3x) last vs. North Carolina 2/9/13

Foul Disqualifications

Season: --

Career: 6x: 1-11/12; 4 - 10/11; 1-09/10

Minutes

Season: 33, at UMass, 12/1/12

Career: 36, vs. FAU 12/17/11

ACC: 35 (2x) last at Duke, 2/5/12

Double-doubles

13 in 2010-11

1 in 2011-12

4 in 2012-13

CAREER STATISTICS

Season	GP	GS	Min.	Avg.	FG	FGA	Pct.	FG	FGA	Pct.	FT	FTA	Pct.	Off.	Def.	Tot.	Avg.	PF	FO	Ast.	TO	Blk	Stl	Pts.	Avg.
2009-10	32	6	434	13.6	60	115	.522	0	0	.000	84	107	.785	59	89	148	4.6	70	1	13	24	21	16	204	6.4
2010-11	36	34	935	26.0	165	279	.591	0	0	.000	100	150	.667	126	221	347	9.6	116	4	33	69	45	22	430	11.9
2011-12	23	22	602	26.2	88	179	.492	4	11	.364	51	72	.708	59	106	165	7.2	70	1	36	37	23	14	231	10.0
2012-13	14	6	351	25.1	44	105	.419	1	10	.100	51	72	.708	37	85	122	8.7	33	0	13	34	21	6	140	10.0
TOTAL	105	68	2322	22.1	357	678	.527	5	21	.238	286	401	.713	281	501	782	7.4	289	6	95	164	110	58	1005	9.6

JOHNSON 2012-13

Opponent	Date	GS	Min	FG	FGA	Pct	3FG	FGA	Pct	FT	FTA	Pct	Off	Def	Tot	Avg	PF	FO	A	TO	Blk	Stl	Pts	Avg
STETSON	11-09-12	*	29	6	16	.375	0	3	.000	10	14	.714	7	4	11	11.0	2	0	2	2	0	0	22	22.0
at FGCU	11-13-12	*	26	2	8	.250	0	0	.000	2	7	.286	4	6	10	10.5	4	0	1	5	0	1	6	14.0
JACKSONVILLE	11-16-12		DNP																					
DETROIT	11-24-12		27	2	3	.667	0	0	.000	3	4	.750	3	6	9	10.0	3	0	2	2	3	1	7	11.7
MICHIGAN STATE	11-28-12	*	31	2	5	.400	0	1	.000	6	6	1.000	0	11	11	10.3	2	0	1	2	3	0	10	11.3
at Massachusetts	12-01-12	*	33	6	13	.462	0	0	.000	7	8	.875	3	10	13	10.8	2	0	1	3	6	0	19	12.8
CHARLOTTE	12-14-12	*	25	3	8	.375	0	0	.000	2	4	.500	1	3	4	9.7	2	0	0	2	1	0	8	12.0
at UCF	12-18-12	*	27	5	8	.625	1	2	.500	5	6	.833	4	9	13	10.1	0	0	1	1	0	1	16	12.6
DUKE	01-23-13		16	0	2	.000	0	0	.000	2	2	1.000	1	4	5	9.5	4	0	0	2	1	0	2	11.3
FLORIDA STATE	01-27-13		22	1	8	.125	0	1	.000	3	4	.750	3	3	6	9.1	2	0	1	1	2	1	5	10.6
at Virginia Tech	01-30-13		22	1	4	.250	0	0	.000	2	2	1.000	3	7	10	9.2	0	0	0	3	2	0	4	9.9
at NC State	02-02-13		23	6	10	.600	0	1	.000	3	4	.750	2	6	8	9.1	3	0	0	1	1	1	15	10.4
BOSTON COLLEGE	02-05-13		22	2	6	.333	0	0	.000	0	2	.000	3	6	9	9.1	3	0	2	4	0	0	4	9.8
NORTH CAROLINA	02-09-13		21	3	9	.333	0	2	.000	2	2	1.000	1	4	5	8.8	2	0	1	2	1	0	8	9.7
at Florida State	02-13-13		27	5	5	1.000	0	0	.000	4	7	.571	2	6	8	8.7	4	0	1	4	1	1	14	10.0



KENNY KADJI

Senior | Forward/Center | 6-11 | 242

Douala, Cameroon | Pendleton | IMG Academy | Florida

#35

2011-12 Third Team All-ACC | 2011 Orange Bowl Basketball Classic Game MVP

Double-doubles: 4 in 2011-12 | 4 in 2012-13

- Athletic and skilled stretch four with good size and shot-blocking ability, who can score inside and outside
- Lost 20 pounds over the 2012 summer, cutting out unhealthy foods, including fast food and ice cream
- Game film junkie - between classes he's in the basketball offices watching film
- Coaches challenged him to improve minutes per rebound and he is up 2.0 rebounds per game from last season
- Graduates in May 2013 with a degree in sociology with a minor in business administration
- 185 test: 9 reps | front squat: 255 | 1-step vertical: 32 | Bench max: 230
- Last name is pronounced Kaad-jee ... Born May 19, 1988 ... Has three brothers
- Trained with current NBA player Jared Jeffries during summer of 2009 at IMG Academy
- Played piano for five years

As a Junior (2011-12)

- Only one of seven players in ACC to score 30+ points in a game
- Led team with 14.8 points per game in ACC play
- Scored in double digits 20 times, including 14-straight nights from Jan. 1-Feb. 26
- Hit at least a trio of threes four times and at least a pair in eight games

As a Redshirt (2010-11)

• After transferring to Miami from Florida, big man sat out 2010-11 season. After a promising freshman campaign at UF, played in just eight games as a sophomore before having surgery on back on Feb. 10. Was granted a medical hardship for 2009-10 season.

At Florida (2008-10)

- Played in 42 games with Florida over two seasons, before 2009-10 season was cut short
- Scored in double figures four times, including a season-high 15 points
- Scored four points and tallied five rebounds against Arkansas in first round of SEC Tournament
- Posted four points in seven minutes of action versus Miami in second round of NIT.

High School

Fifth-ranked center in class of 2008 by both *Rivals.com* and *Scout.com* and was rated in top half of ESPNU 100 ... Averaged 28.0 points, 12.0 rebounds and 4.0 blocks per game at Pendleton/IMG Academy, playing for coach Mike Moreau ... Participated in 2008 adidas All-America All-Star game and in 2008 adidas Kentucky Derby Festival basketball classic ... Played AAU basketball with Florida Rams.

2011-12				
Opposition	P	R	A	
TENNESSEE TECH	0	5	1	
RUTGERS	13	5	1	
UNF	9	10	3	
FLA. GULF COAST	6	5	0	
at Ole Miss	2	1	0	
at Purdue	0	0	0	
UMASS	9	7	0	
Memphis	12	6	0	
at West Virginia	15	3	1	
vs. FAU	21	3	0	
at Charlotte	18	10	0	
APPALACHIAN ST.	3	2	0	
UNCG	30	12	0	
at Virginia	14	10	0	
at North Carolina	16	2	0	
CLEMSON	14	1	1	
NC STATE	20	11	2	
at Georgia Tech	21	8	2	
at Boston College	14	7	2	
at Duke	15	8	1	
VIRGINIA TECH	11	4	0	
at Florida State	14	6	1	
NORTH CAROLINA	13	7	0	
WAKE FOREST	18	5	0	
at Maryland	16	8	0	
FLORIDA STATE	15	3	0	
at NC State	7	7	3	
BOSTON COLLEGE	14	1	2	
at Georgia Tech	5	6	1	
vs. Florida State	5	3	1	
VALPARAISO	2	3	1	
MINNESOTA	3	1	0	

Kadji Season / UM Career Highs Points

Season: 22 vs. Duke 1/23/13
 Career: 30, vs. UNCG 01/02/12
 ACC: 22, vs. Duke 1/23/13

Rebounds

Season: 14, at Georgia Tech, 1/5/13
 Career: 14, at Georgia Tech, 1/5/13
 ACC: 14, at Georgia Tech, 1/5/13

Assists

Season: 5, vs. Stetson 11/9/12
 Career: 5, vs. Stetson 11/9/12
 ACC: 3 (2x) last at North Carolina, 1/10/13

Steals

Season: 4, vs. La Salle 1/2/13
 Career: 4 (2x) last vs. La Salle 1/2/13
 ACC: 4 vs. Florida State, 2/26/12

Blocked Shots

Season: 4, at North Carolina 1/10/13
 Career: 5, vs. Florida State 2/26/12
 ACC: 5, vs. Florida State, 2/26/12

Field Goals

Season: 9 (2x) last vs. Duke 1/23/13
 Career: 10, vs. UNCG 01/02/12
 ACC: 9, vs. Duke 1/23/13

Field Goal Attempts

Season: 16, vs. Indiana State 12/25/12
 Career: 16 (2x) last vs. Indiana State 12/25/12
 ACC: 16 vs. North Carolina, 2/15/12

Free Throws

Season: 5 (2x), last at Virginia Tech, 1/30/13
 Career: 10, vs. UNCG 01/02/12
 ACC: 5 (3x) last at Virginia Tech 1/30/13

Free Throw Attempts

Season: 7 (3x) last vs. Virginia Tech, 1/30/13
 Career: 13, vs. UNCG 01/02/12
 ACC: 8 vs. Florida State 2/26/12

3-Point Field Goals

Season: 3 (3x) last vs. North Carolina 2/9/13
 Career: 4, at Duke 2/5/12
 ACC: 4 at Duke, 2/5/12

3-Point Field Goal Attempts

Season: 6, vs. Maryland, 1/13/13
 Career: 7 vs. Boston College 3/3/12
 ACC: 7 vs. Boston College 3/3/12

Foul Disqualifications

Season: 1, at Florida State, 2/13/13
 Career: 1 (4x), last vs. Florida State 2/26/12

Minutes

Season: 39, vs. Indiana State 12/25/12
 Career: 39, vs. Indiana State 12/25/12
 ACC: 37 (2x) last at North Carolina, 1/10/13

STATISTICS AT FLORIDA


Season	GP	GS	Min.	Avg.	FG	Total FGA	Pct.	3-Point FG	3-Point FGA	Pct.	Free Throws FT	Free Throws FTA	Pct.	Rebounds Total	Avg.	PF	FO	Ast.	TO	Blk	Stl	Pts.	Avg.
2008-09	34	1	426	12.5	62	128	.484	0	1	.000	24	47	.511	93	2.7	48	0	4	28	24	6	148	4.4
2009-10	8	0	45	5.6	3	8	.375	0	0	.000	2	4	.500	6	0.7	8	0	0	5	3	1	8	1.0
TOTAL	42	1	471	11.2	65	136	.445	0	1	.000	26	51	.509	99	2.3	56	0	4	33	27	7	156	3.7

STATISTICS AT MIAMI

STATISTICS AT MIAMI											3-Point					Free Throws				Rebounds			Scoring										
Season	GP	GS	Min.	Avg.	FG	FGA	Pct.	FG	FGA	Pct.	FT	FTA	Pct.	Off.	Def.	Tot.	Avg.	PF	FO	Ast.	TO	Blk	Stl	Pts.	Avg.								
2011-12	32	28	877	27.4	137	280	.489	28	67	.418	73	115	.635	58	112	170	5.3	72	4	23	50	51	19	375	11.7								
2012-13	23	23	665	28.9	111	227	.489	30	79	.380	49	76	.645	35	116	151	6.6	60	1	22	47	32	11	301	13.1								
TOTAL	55	51	1542	28.0	248	507	.489	58	146	.397	122	191	.639	93	228	321	5.8	132	5	45	97	83	30	676	12.3								

KADJI 2012-13

Opponent	Date	GS	Min	TOTAL			3-PTS			FREE THROWS			REBOUNDS			PF	FO	A	TO	Blk	Stl	Pts	Avg	
				FG	FGA	Pct	3FG	FGA	Pct	FT	FTA	Pct	Off	Def	Tot									
STETSON	11-09-12	*	31	5	10	.500	2	5	.400	0	0	.000	2	10	12	12.0	4	0	5	3	1	0	12	12.0
at FGCU	11-13-12	*	31	4	10	.400	1	3	.333	4	7	.571	4	4	8	10.0	1	0	0	1	1	1	13	12.5
JACKSONVILLE	11-16-12	*	31	2	5	.400	1	3	.333	2	2	1.000	1	3	4	8.0	3	0	2	5	2	0	7	10.7
DETROIT	11-24-12	*	30	5	13	.385	0	5	.000	4	4	1.000	2	9	11	8.8	3	0	3	1	0	0	14	11.5
MICHIGAN STATE	11-28-12	*	32	2	6	.333	0	2	.000	0	0	.000	0	3	3	7.6	2	0	1	2	2	0	4	10.0
at Massachusetts	12-01-12	*	32	4	8	.500	2	5	.400	3	4	.750	0	5	5	7.2	3	0	0	1	1	0	13	10.5
CHARLOTTE	12-14-12	*	24	5	6	.833	3	3	1.000	4	5	.800	1	4	5	6.9	2	0	1	3	3	1	17	11.4
at UCF	12-18-12	*	24	4	12	.333	1	5	.200	1	2	.500	5	3	8	7.0	3	0	1	4	1	2	10	11.3
at Hawai'i	12-22-12	*	30	3	9	.333	0	2	.000	2	2	1.000	0	6	6	6.9	4	0	1	2	2	0	8	10.9
vs Arizona	12-23-12	*	35	9	15	.600	1	3	.333	0	0	.000	0	4	4	6.6	1	0	0	0	0	0	19	11.7
vs Indiana State	12-25-12	*	39	5	16	.313	0	1	.000	3	6	.500	4	3	7	6.6	4	0	0	1	2	0	13	11.8
LA SALLE	01-02-13	*	26	4	9	.444	1	4	.250	5	7	.714	2	9	11	7.0	3	0	2	2	3	4	14	12.0
at Georgia Tech	01-05-13	*	31	3	9	.333	1	4	.250	4	6	.667	2	12	14	7.5	1	0	0	3	2	1	11	11.9
at North Carolina	01-10-13	*	37	7	11	.636	2	5	.400	2	3	.667	0	9	9	7.6	2	0	3	0	4	0	18	12.4
MARYLAND	01-13-13	*	33	5	13	.385	3	6	.500	1	6	.167	1	4	5	7.5	3	0	0	2	1	0	14	12.5
at Boston College	01-16-13	*	32	6	12	.500	2	4	.500	0	2	.000	3	2	5	7.3	1	0	0	3	1	0	14	12.6
DUKE	01-23-13	*	26	9	11	.818	2	3	.667	2	4	.500	0	6	6	7.2	2	0	0	3	2	1	22	13.1
FLORIDA STATE	01-27-13	*	18	5	9	.556	0	1	.000	1	1	1.000	1	2	3	7.0	3	0	1	1	0	0	11	13.0
at Virginia Tech	01-30-13	*	28	6	10	.600	1	1	1.000	5	7	.714	2	2	4	6.8	3	0	0	3	1	0	18	13.3
at NC State	02-02-13	*	26	5	10	.500	1	3	.333	2	2	1.000	2	3	5	6.8	3	0	0	1	0	0	13	13.3
BOSTON COLLEGE	02-05-13	*	21	6	9	.667	2	4	.500	2	3	.667	2	6	8	6.8	3	0	2	1	1	0	16	13.4
NORTH CAROLINA	02-09-13	*	31	6	10	.600	3	5	.600	2	2	1.000	0	6	6	6.8	1	0	0	3	1	0	17	13.5
at Florida State	02-13-13	*	17	1	4	.250	1	2	.500	0	1	.000	1	1	2	6.6	5	1	0	2	1	1	3	13.1



SHANE LARKIN

Sophomore | Guard | 5-11 | 176

Orlando, Fla. | Dr. Phillips (Fla.)

#0

Larkin Career Highs

Points

Season: 27, vs. Jacksonville 11/16/12

Career: 27, vs. Jacksonville 11/16/12

ACC: 25, at Virginia Tech, 1/30/13

Rebounds

Season: 10, vs. Duke 1/23/13

Career: 10, vs. Duke 1/23/13

ACC: 10, vs. Duke 1/23/13

Assists

Season: 9, vs. North Carolina 2/9/13

Career: 9, vs. North Carolina 2/9/13

ACC: 9, vs. North Carolina 2/9/13

Steals

Season: 6, vs. Arizona, 12/23/12

Career: 6 (3x) last vs. Arizona, 12/23/12

ACC: 6, at North Carolina, 1/10/12

Blocked Shots

Season: 2, at Virginia Tech, 1/30/13

Career: 2, at Virginia Tech, 1/20/13

ACC: 2, at Virginia Tech, 1/30/13

Field Goals

Season: 9 (3x), last at Florida State, 2/13/13

Career: 9 (3x), last at Florida State, 2/13/13

ACC: 9 (2x), last at Florida State, 2/13/13

Field Goal Attempts

Season: 15 (2x) last at Florida State, 2/13/13

Career: 15 (2x) last at Florida State, 2/13/13

ACC: 15, at Florida State, 2/13/13

Free Throws

Season: 7, vs. Jacksonville 11/16/12

Career: 8, vs. Florida State 2/26/12

ACC: 8, vs. Florida State 2/26/12

Free Throw Attempts

Season: 7, vs. Jacksonville 11/16/12

Career: 9, vs. Florida State 2/26/12

ACC: 9, vs. Florida State 2/26/12

3-Point Field Goals

Season: 5 (2x) last vs. North Carolina 2/9/13

Career: 5, (2x) last vs. North Carolina 2/9/13

ACC: 5 (2x) last vs. North Carolina 2/9/13

3-Point Field Goal Attempts

Season: 10, at Virginia Tech, 1/20/13

Career: 10, at Virginia Tech, 1/20/13

ACC: 10, at Virginia Tech, 1/30/13

Foul Disqualifications

Season: --

Career: 1, at Maryland 2/21/12

Minutes

Season: 41, vs. Indiana State 12/25/12

Career: 41 (2x) last vs. Indiana State 12/25/12

ACC: 41 vs. Maryland, 2/1/12

2011-12 All-ACC Freshman Team | ACC Rookie of the Week - Dec. 5

Double-doubles: 1 in 2012-13

- Extremely athletic and intelligent with a quiet and confident demeanor
- Can score by attacking the rim or hitting a shot from long range
- Improved all aspects of his game after his ACC All-Rookie season
- Is difficult to take off of the court, leads the ACC in minutes played
- Conscious of getting all teammates involved in a play and in the game
- 185 test: 14 reps | front squat: 325 | 1-step vertical: 42.5 (best on the team) | Bench max: 270
- Improved bench max 215-270 pounds, 1-step vertical 39.5 to 42.5 inches, 185 test 3 to 14 reps and standing vertical jump 32.5 to 34 inches in 15 months under strength coach Jim Krumpus
- Born DeShane Larkin on Oct. 2, 1992, but goes by Shane ... Son of Lisa and Barry Larkin, former Cincinnati Reds 12-time All-Star shortstop ... Brother to Cymbre and Brielle
- Deion Sanders, Larkin's favorite athlete growing up, gave him nickname SugaShane
- Comes from a long lineage of athletes, including father as well as uncles Byron Larkin (Xavier basketball), Mike Larkin (Notre Dame football) and Steve Larkin (Texas baseball)
- Majoring in sports administration
- Originally committed to DePaul in 2010, but was granted a release from the school in August 2011
- Also recruited by Boston College, George Mason, Colorado and Florida State.

As a Freshman (2011-12)

- Fifth in ACC - only rookie in Top 10 - in steals per game (1.6)
- Of all ACC rookies, was sixth in scoring and second in assists
- Led UM in ACC Tournament with 14.0 points, eight assists and four steals in a pair of games
- Missed first game of season following transfer from DePaul in summer. Received an NCAA waiver a few hours prior to game against Rutgers (Nov. 15) that allowed him to play immediately
- Notched 10 double-digit scoring outings in 32 games
- Nine games with four or more handouts
- Grabbed three or more steals nine times, twice snatching six
- Started season 11-of-11 at FT line, then was 36-38 midway through season

High School

Averaged 18.8 points, 6.4 rebounds, 6.3 assists and 3.5 steals per game as a senior at Dr. Phillips High in Orlando, Fla. ... Ended high school career with a school record 320 steals and was second in career scoring behind 2010-11 All-SEC selection Chris Warren (Ole Miss) ... Two-time all-state player ... Twice was 6A Player of Year runner up ... Ranked among Top 20 point guards in country by *Scout.com* ... No. 72 overall player in nation, according to *Scout.com* ... Led team to a 27-6 record senior season, advancing to state championship game for second consecutive year ... Three-time district champions ... Regional champion.

2011-12				
Opposition	P	R	A	
RUTGERS	3	1	1	
UNF	8	2	2	
FLA. GULF COAST	8	6	5	
at Ole Miss	2	2	4	
at Purdue	16	0	2	
UMASS	14	4	2	
Memphis	7	3	0	
at West Virginia	8	2	1	
vs. FAU	3	2	4	
at Charlotte	8	2	2	
APPALACHIAN ST.	11	2	3	
UNCG	18	6	3	
at Virginia	0	4	0	
at North Carolina	3	1	4	
CLEMSON	2	1	3	
NC STATE	9	1	5	
at Georgia Tech	6	0	5	
at Boston College	0	2	0	
MARYLAND	12	7	2	
at Duke	7	3	4	
VIRGINIA TECH	14	2	4	
at Florida State	5	5	1	
NORTH CAROLINA	0	0	2	
WAKE FOREST	3	2	3	
at Maryland	3	2	3	
FLORIDA STATE	13	2	3	
at NC State	4	1	2	
BOSTON COLLEGE	3	0	0	
at Georgia Tech	12	1	3	
vs. Florida State	16	8	5	
VALPARAISO	12	5	1	
MINNESOTA	8	1	2	

CAREER STATISTICS

CAREER STATISTICS										Total		3-Point		Free Throws		Rebounds		Scoring									
Season	GP	GS	Min.	Avg.	FG	FGA	Pct.	FG	FGA	Pct.	FT	FTA	Pct.	Off.	Def.	Tot.	Avg.	PF	FO	Ast.	TO	Blk	Stl	Pts.	Avg.		
2011-12	32	19	820	25.6	73	203	.360	32	99	.323	60	70	.857	18	62	80	2.5	52	1	81	60	2	50	238	7.4		
2012-13	23	23	827	36.0	115	237	.485	45	103	.437	34	48	.708	9	85	94	4.1	31	0	99	52	4	49	309	13.4		
TOTAL	55	42	1647	29.9	188	440	.427	77	202	.381	94	118	.797	27	147	174	3.2	83	1	180	112	6	99	547	9.9		

LARKIN 2012-13

Opponent	Date	GS	Min	TOTAL			3-PTS			FREE THROWS			REBOUNDS				PF	FO	A	TO	Blk	Stl	Pts	Avg
				FG	FGA	Pct	3FG	FGA	Pct	FT	FTA	Pct	Off	Def	Tot	Avg								
STETSON	11-09-12	*	35	5	7	.714	1	3	.333	2	4	.500	0	2	2	2.0	2	0	6	2	0	0	13	13.0
at FGCU	11-13-12	*	38	5	13	.385	4	9	.444	0	0	.000	0	4	4	3.0	4	0	4	3	0	1	14	13.5
JACKSONVILLE	11-16-12	*	35	9	13	.692	2	5	.400	7	7	1.000	0	4	4	3.3	2	0	5	4	0	1	27	18.0
DETROIT	11-24-12	*	37	6	10	.600	1	1	1.000	2	2	1.000	0	3	3	3.3	0	0	3	5	0	2	15	17.3
MICHIGAN STATE	11-28-12	*	36	5	10	.500	3	4	.750	2	2	1.000	0	1	1	2.8	1	0	2	2	0	4	15	16.8
at Massachusetts	12-01-12	*	34	5	9	.556	2	3	.667	2	3	.667	1	5	6	3.3	4	0	2	2	0	2	14	16.3
CHARLOTTE	12-14-12	*	32	4	8	.500	1	2	.500	0	0	.000	1	4	5	3.6	1	0	5	2	1	4	9	15.3
at UCF	12-18-12	*	36	5	10	.500	1	2	.500	0	0	.000	1	4	5	3.8	2	0	6	2	0	2	11	14.8
at Hawai'i	12-22-12	*	35	4	10	.400	2	4	.500	2	2	1.000	0	2	2	3.6	0	0	1	1	0	3	12	14.4
vs Arizona	12-23-12	*	38	4	9	.444	2	6	.333	0	0	.000	1	1	2	3.4	1	0	3	2	0	6	10	14.0
vs Indiana State	12-25-12	*	41	2	13	.154	0	5	.000	0	0	.000	0	4	4	3.5	0	0	4	1	0	1	4	13.1
LA SALLE	01-02-13	*	36	6	15	.400	3	6	.500	3	4	.750	0	5	5	3.6	0	0	3	1	0	1	18	13.5
at Georgia Tech	01-05-13	*	36	2	7	.286	1	3	.333	0	0	.000	1	3	4	3.6	0	0	6	1	0	3	5	12.8
at North Carolina	01-10-13	*	36	3	7	.429	1	3	.333	4	6	.667	0	3	3	3.6	2	0	1	4	0	2	11	12.7
MARYLAND	01-13-13	*	37	5	11	.455	0	3	.000	0	0	.000	1	3	4	3.6	0	0	6	0	1	3	10	12.5
at Boston College	01-16-13	*	36	2	8	.250	1	2	.500	2	2	1.000	1	5	6	3.8	4	0	5	2	0	2	7	12.2
DUKE	01-23-13	*	36	8	14	.571	2	6	.333	0	1	.000	1	9	10	4.1	2	0	5	2	0	1	18	12.5
FLORIDA STATE	01-27-13	*	34	2	9	.222	2	6	.333	2	3	.667	0	9	9	4.4	1	0	6	3	0	1	8	12.3
at Virginia Tech	01-30-13	*	40	9	14	.643	5	10	.500	2	3	.667	0	3	3	4.3	2	0	3	3	2	3	25	12.9
at NC State	02-02-13	*	37	5	9	.556	2	5	.400	1	4	.250	0	3	3	4.3	3	0	5	1	0	5	13	13.0
BOSTON COLLEGE	02-05-13	*	31	4	6	.667	2	3	.667	0	0	.000	0	3	3	4.2	0	0	5	0	0	1	10	12.8
NORTH CAROLINA	02-09-13	*	35	6	10	.600	5	8	.625	1	2	.500	0	4	4	4.2	0	0	9	4	0	0	18	13.0
at Florida State	02-13-13	*	36	9	15	.600	2	4	.500	2	3	.667	1	1	2	4.1	0	0	4	5	0	1	22	13.4



TREY McKINNEY JONES #4

Senior | Guard | 6-5 | 220

Milwaukee, Wis. | South Milwaukee | UMKC

- Athletic and consistent player who never gets too high or too low and gives tons of effort
- Has developed a high-percentage 3-point shot after transferring from UMKC to Miami
- 185 test: 19 reps | front squat: 330 | 1-step vertical: 37 | Bench max: 300
- Improved bench max 275 to 300 pounds and vertical jump 30.5 to 32.5 inches in 15 months under strength coach Jim Krumpus
- Green Bay Packers fan
- Born August 27, 1990 ... Son of Dwight Jones, and Luann McKinney & Ed Schmitt ... Brother to Laine, Mariel and Dwight
- Graduated in May 2012 with a degree in marketing ... Will earn his masters in liberal studies in June 2013
- From an athletic family - uncle, Mark Jones, played in NBA for Orlando Magic and professionally overseas, and aunt, Esther Jones, was a national champion in track and field at LSU in 1990 in 100- and 200-meters and an Olympic gold medalist in 1992 as a member of 4x100-meter relay.

As a Redshirt Junior (2011-12)

Only Came to play in all 33 games
Multiple threes in 14 games
Scored 10 points, grabbed seven rebounds and dished out four assists at Purdue in front of 30+ friends and family who came to watch live in West Lafayette, Ind.

As a Junior (2010-11)

- After transferring to Miami from UMKC, combo guard sat out 2010-11 season.

At UMKC as a Freshman (2008-09) and Sophomore (2009-10)

- Played basketball for two seasons at UMKC, appearing in 30 games and starting 25 as a sophomore in 2009-10
- Fourth all-time among UMKC sophomores in free throws made, seventh in points (327) and 10th in scoring average (10.9)
- First half dunk vs. Centenary was "No. 1 Top Play of Day" on *ESPN SportCenter's* Top-10 plays on Feb. 25
- First career double-double (11 points and 11 rebounds) versus Centenary (2/19)
- Named to Summit League Winter/Spring Academic All-League Team

High School

First team All-Southeast Conference and honorable mention all-suburban team honoree ... Averaged 15.0 points, 6.0 assists and 5.7 rebounds per game as a senior ... Helped Rockets to first North Division Championship in 22 years ... Scored 545 points and shot 84.8 percent from line over prep career ... 2007 adidas Double Pump Camp All-Star ... Played for Southeast Wisconsin All-Stars ... Wendy's High School Heisman Trophy winner for Wisconsin ... Won back-to-back Wisconsin state triple jump titles in 2007 and '08 ... State runner-up in long jump in 2008, after finishing sixth at state meet as a junior ... Offered track scholarships by Marquette and Minnesota ... Achieved high honors in classroom for having better than a 3.5 grade point average ... Named to honor roll from sophomore through senior years.

2011-12				
Opposition	P	R	A	
TENNESSEE TECH	12	4	0	
RUTGERS	0	2	0	
UNF	7	3	2	
FLA. GULF COAST	9	5	2	
at Ole Miss	12	9	3	
at Purdue	10	7	4	
UMASS	10	8	3	
Memphis	10	5	1	
at West Virginia	2	1	0	
vs. FAU	10	3	4	
at Charlotte	7	6	2	
APPALACHIAN ST.	11	3	3	
UNCG	11	2	2	
at Virginia	0	3	0	
at North Carolina	0	2	2	
CLEMSON	12	6	3	
NC STATE	0	5	0	
at Georgia Tech	0	1	1	
at Boston College	9	3	1	
MARYLAND	13	5	2	
at Duke	2	1	1	
VIRGINIA TECH	7	3	0	
at Florida State	3	3	1	
NORTH CAROLINA	11	3	2	
WAKE FOREST	3	3	1	
at Maryland	13	2	0	
FLORIDA STATE	11	6	0	
at NC State	0	0	0	
BOSTON COLLEGE	9	2	0	
at Georgia Tech	3	2	0	
vs. Florida State	8	2	1	
VALPARAISO	10	3	3	
MINNESOTA	5	2	3	

McKinney Jones UM Career Highs Points

Season: 18, vs. Michigan St. 11/28/12
Career: 18, vs. Michigan St. 11/28/12
ACC: 15 vs. Florida State, 1/27/13

Rebounds

Season: 11, vs. Indiana State 12/25/12
Career: 11, vs. Indiana State 12/25/12
ACC: 8, vs. Maryland, 1/13/13

Assists

Season: 7, vs. Maryland, 1/13/13
Career: 7, vs. Maryland, 1/13/13
ACC: 7, vs. Maryland, 1/13/13

Steals

Season: 3, vs. Jacksonville 11/16/12
Career: 3 (4x) last vs. Jacksonville 11/16/12
ACC: 3 (2x) last vs. North Carolina 2/15/12

Blocked Shots

Season: 1, vs. La Salle 1/2/13
Career: 1, (3x), last vs. La Salle 1/2/13
ACC: 1, at Georgia Tech, 1/24/12

Field Goals

Season: 6, vs. Florida State, 1/27/13
Career: 6, vs. Florida State, 1/27/13
ACC: 6, vs. Florida State, 1/27/13

Field Goal Attempts

Season: 14, vs. Florida State, 1/27/13
Career: 14, vs. Florida State, 1/27/13
ACC: 14, vs. Florida State, 1/27/13

Free Throws

Season: 7, at Hawai'i 12/22/12
Career: 7, at Hawai'i 12/22/12
ACC: 4, vs. Maryland, 1/13/13

Free Throw Attempts

Season: 7, at Hawai'i 12/22/12
Career: 7, at Hawai'i 12/22/12
ACC: 6, at Boston College, 1/16/13

3-Point Field Goals

Season: 5 vs. Michigan St. 11/28/12
Career: 5 vs. Michigan St. 11/28/12
ACC: 3 (4x) last vs. Florida State, 1/27/13

3-Point Field Goal Attempts

Season: 8, vs. Florida State, 1/27/13
Career: 8, vs. Florida State, 1/27/13
ACC: 8, vs. Florida State, 1/27/13

Foul Disqualifications

Season: --
Career: 1, at Ole Miss 11/25/11

Minutes

Season: 44, vs. Indiana State 12/25/12
Career: 44, vs. Indiana State 12/25/12
ACC: 38, vs. Maryland, 2/1/12

STATISTICS AT UMKC

Season	GP	GS	Min.	Avg.	FG	Total FGA	Pct.	3-Point FG	3-Point FGA	Pct.	Free Throws FT	Free Throws FTA	Pct.	Rebounds Off.	Rebounds Def.	Tot.	Avg.	PF	FO	Ast.	TO	Blk	Stl	Pts.	Avg.
2008-09	31	13	581	18.7	40	98	.408	7	33	.212	24	42	.571	15	79	94	3.0	69	2	39	26	1	14	111	3.6
2009-10	30	25	855	28.5	110	231	.476	18	52	.346	89	120	.742	22	92	114	3.8	94	3	60	69	3	19	327	10.9
TOTAL	61	38	1436	23.5	150	329	.456	25	85	.294	113	162	.698	37	171	208	3.4	163	5	99	95	4	33	438	7.2

STATISTICS AT MIAMI

Season	GP	GS	Min.	Avg.	FG	Total FGA	Pct.	3-Point FG	3-Point FGA	Pct.	Free Throws FT	Free Throws FTA	Pct.	Rebounds Off.	Rebounds Def.	Tot.	Avg.	PF	FO	Ast.	TO	Blk	Stl	Pts.	Avg.
2011-12	33	12	796	24.1	86	184	.467	40	107	.374	18	25	.720	20	95	115	3.5	70	1	47	42	2	22	230	7.0
2012-13	23	21	707	30.7	67	170	.394	34	92	.370	46	53	.868	9	70	79	3.4	40	0	41	23	1	19	214	9.3
TOTAL	56	33	1503	26.8	153	354	.432	74	199	.372	64	78	.821	29	165	194	3.5	110	1	88	65	3	41	444	7.9

MCKINNEY JONES 2012-13

Opponent	Date	GS	Min	FG	FGA	Pct	3FG	3FGA	Pct	FT	FTA	Pct	Off	Def	Tot	Avg	PF	FO	A	TO	Blk	Stl	Pts	Avg
STETSON	11-09-12	*	36	5	10	.500	1	3	.333	3	3	1.000	1	3	4	4.0	2	0	2	1	0	0	14	14.0
at FGCU	11-13-12	*	37	3	10	.300	1	6	.167	1	1	1.000	1	1	2	3.0	4	0	1	2	0	2	8	11.0
JACKSONVILLE	11-16-12	*	38	2	6	.333	1	3	.333	6	6	1.000	0	6	6	4.0	2	0	3	0	0	3	11	11.0
DETROIT	11-24-12	*	26	4	6	.667	3	5	.600	2	2	1.000	0	4	4	4.0	3	0	2	1	0	1	13	11.5
MICHIGAN STATE	11-28-12	*	34	5	8	.625	5	7	.714	3	4	.750	1	0	1	3.4	1	0	0	0	0	0	18	12.8
at Massachusetts	12-01-12	*	35	3	5	.600	1	2	.500	1	2	.500	1	2	3	3.3	4	0	2	2	0	1	8	12.0
CHARLOTTE	12-14-12	*	26	3	9	.333	0	3	.000	4	4	1.000	0	2	2	3.1	1	0	1	1	0	0	10	11.7
at UCF	12-18-12	*	31	2	7	.286	2	4	.500	0	0	.000	0	4	4	3.3	2	0	1	1	0	0	6	11.0
at Hawai'i	12-22-12		24	2	4	.500	0	1	.000	7	7	1.000	0	4	4	3.3	2	0	2	1	0	1	11	11.0
vs Arizona	12-23-12		19	0	3	.000	0	1	.000	0	1	.000	1	1	2	3.2	1	0	1	0	0	1	0	9.9
vs Indiana State	12-25-12	*	44	2	6	.333	0	3	.000	2	2	1.000	1	10	11	3.9	2	0	2	4	0	1	6	9.5
LA SALLE	01-02-13	*	35	5	9	.556	4	5	.800	0	0	.000	1	3	4	3.9	1	0	0	0	1	1	14	9.9
at Georgia Tech	01-05-13	*	30	3	10	.300	1	4	.250	2	3	.667	1	4	5	4.0	0	0	2	2	0	0	9	9.8
at North Carolina	01-10-13	*	26	1	5	.200	1	4	.250	2	2	1.000	0	1	1	3.8	1	0	1	5	0	1	5	9.5
MARYLAND	01-13-13	*	33	3	11	.273	2	5	.400	4	4	1.000	0	8	8	4.1	2	0	7	0	0	1	12	9.7
at Boston College	01-16-13	*	26	3	6	.500	2	3	.667	3	6	.500	0	3	3	4.0	2	0	1	0	0	0	11	9.8
DUKE	01-23-13	*	27	3	6	.500	2	4	.500	2	2	1.000	1	3	4	4.0	4	0	3	1	0	1	10	9.8
FLORIDA STATE	01-27-13	*	36	6	14	.429	3	8	.375	0	0	.000	0	2	2	3.9	1	0	2	0	0	0	15	10.1
at Virginia Tech	01-30-13	*	33	4	9	.444	2	5	.400	2	2	1.000	0	3	3	3.8	1	0	4	0	0	1	12	10.2
at NC State	02-02-13	*	23	2	11	.182	0	7	.000	0	0	.000	0	1	1	3.7	0	0	0	1	0	0	4	9.9
BOSTON COLLEGE	02-05-13	*	29	1	7	.143	1	5	.200	2	2	1.000	0	0	0	3.5	0	0	2	1	0	2	5	9.6
NORTH CAROLINA	02-09-13	*	26	2	4	.500	2	3	.667	0	0	.000	0	2	2	3.5	1	0	1	0	0	0	6	9.5
at Florida State	02-13-13	*	33	3	4	.750	0	1	.000	0	0	.000	0	3	3	3.4	3	0	1	0	0	2	6	9.3



ERIK SWOOPE

Junior | Forward | 6-6 | 233

Lake Elsinore, Calif. | Harvard-Westlake

#21

- Extremely athletic, incredible physique, bouncy
- Attacks basket with reckless abandon, and has ability to finish plays in traffic
- Plays both the three and four positions
- Studies Dennis Rodman videos to perfect his role as a rebounder and defender
- 185 test: 21 reps | front squat: 335 | 1-step vertical: 33.5 | Bench max: 340
- Improved bench max 275 to 340 pounds, standing vertical jump 27.5 to 32 inches and 185 test 15 to 21 reps in 15 months under strength coach Jim Krumpus
- Last name is pronounced Swoope
- Born May 8, 1992 ... Son of Denise and Gerald Swoope ... Brother to Devin Swoope
- Majoring in economics
- Has been practicing yoga for four years

As a Sophomore (2011-12)

- Started eight of first 10 games, averaging 4.9 points, 3.4 rebounds in 22.9 minutes per game while shooting 57.9 percent from field
- Played more than 10 minutes in first 10 games, then didn't see more than eight minutes in final 13 outings

As a Freshman (2010-11)

- 2011 ACC All-Academic Basketball Team

High School

Named Mission League Most Valuable Player ... *L.A. Daily News* referred to him as "most dominant boys' basketball player" in San Fernando Valley ... Rated as No. 41 power forward by ESPN ... As a senior, averaged 21.8 points, 8.9 rebounds, 1.6 assists and 1.5 blocks per game, converting 74 percent from field and 71 percent from foul line ... Registered 16 games of 20-or-more points, including eight games with 30-plus points ... Picked up 12 double-doubles as a senior, including a 30-point, 21-rebound effort against South Hills ... Turned in a season-best 40 points on 14-of-17 shooting from field - adding a 12-of-13 touch at charity stripe - in a win over Notre Dame Prep ... Collected three-straight games of 30 points against Palos Verdes, South Hills and Calabasas ... As a sophomore, helped team to runner-up title of Mission League ... Selected as an *ESPN Rise* California State Stat Star of Week (Feb. 11, 2010) ... Coached by Greg Hilliard ... Played AAU basketball for Pump N' Run Elite ... Attended same high school that produced NBA players Jason Collins (Atlanta Hawks) and Jarron Collins (Phoenix Suns).

2009-10				2011-12			
Opposition	P	R	A	Opposition	P	R	A
Jacksonville	0	0	0	TENNESSEE TECH	11	6	1
at Memphis	1	0	0	RUTGERS	6	8	1
N.C. Central	4	6	1	UNF	8	3	1
at Rutgers	0	0	0	FLA. GULF COAST	4	3	0
McNeese St.	0	0	0	at Ole Miss	6	3	0
at FGCU	0	1	0	at Purdue	4	1	1
UCF	0	0	0	UMASS	6	2	1
Oral Roberts	0	0	0	Memphis	2	4	0
Rice	4	1	1	at West Virginia	0	3	2
Akron	3	3	0	vs. FAU	2	1	0
Pepperdine	13	4	1	at Charlotte	0	1	0
at Duke	6	2	0	APPALACHIAN ST.	2	0	0
at Clemson	0	2	1	UNCG	0	0	0
BC	4	1	0	at North Carolina	0	0	0
Florida St.	5	2	1	NC STATE	1	0	0
at NC State	0	0	0	at Boston College	0	0	0
UNC	0	0	0	MARYLAND	0	2	0
at Virginia Tech	0	0	0	VIRGINIA TECH	0	0	0
Georgia Tech	0	1	0	WAKE FOREST	0	0	0
Virginia	0	1	0	BOSTON COLLEGE	0	2	0
at Wake Forest	0	1	0	at Georgia Tech	0	0	0
Duke	0	0	0	vs. Florida State	0	0	0
at UNCG	0	1	0	MINNESOTA	2	1	0
at Florida St.	0	1	0				
at Georgia Tech	0	2	0				
Virginia	0	0	0				
FAU	0	0	0				
Missouri St.	0	0	0				
at Alabama	0	0	0				

Swoope Season / Career Highs


Points	Season: 7, vs. Jacksonville 11/16/12 Career: 13, vs. Pepperdine 12/30/10 ACC: 6, at Duke, 1/2/11
Rebounds	Season: 4 (3x) last at Boston College, 1/16/13 Career: 6, vs. NC Central 11/19/10 ACC: 4 at Boston College, 1/16/13
Assists	Season: 1 (2x) last vs. La Salle 1/2/13 Career: 2, at West Virginia 12/10/11 ACC: 1 (2x), last vs. Florida State, 1/19/11
Steals	Season: 2, vs. Jacksonville 11/16/12 Career: 3 (3x), last vs. Rutgers 11/15/11 ACC: 3, vs. Florida State, 1/19/11
Blocked Shots	Season: -- Career: 2 (2x), last vs. UNF 11/19/11 ACC: --
Field Goals	Season: 3, vs. Jacksonville 11/16/12 Career: 4, vs. Pepperdine 12/30/10 ACC: 2, vs. Florida State, 1/19/11
Field Goal Attempts	Season: 4, vs. Charlotte, 12/14/12 Career: 8, at Duke 1/2/11 ACC: 8, at Duke, 1/2/11
Free Throws	Season: 2, vs. La Salle 1/2/13 Career: 5, vs. Pepperdine 12/30/10 ACC: 4, vs. Boston College, 1/15/11
Free Throw Attempts	Season: 4 (2x) last vs. La Salle 1/2/13 Career: 7, vs. Pepperdine 12/30/10 ACC: 4, vs. Boston College, 1/15/11
3-Point Field Goals	Season: 1, at UCF 12/18/12 Career: 1, at UCF 12/18/12 ACC: --
3-Point Field Goal Attempts	Season: 1, at UCF 12/18/12 Career: 1 (3x), last at UCF 12/18/12 ACC: 1, vs. Maryland, 2/1/12
Foul Disqualifications	Season: -- Career: 3 - 1 in 2010-11; 2 in 2011-12
Minutes	Season: 23, vs. La Salle 1/2/13 Career: 36, at Ole Miss 11/25/11 ACC: 17 (2x) last vs. Florida State, 1/19/11

CAREER STATISTICS

Season	GP	GS	Min.	Avg.	FG	FGA	Pct.	FG	FGA	Pct.	FT	FTA	Pct.	Off.	Def.	Tot.	Avg.	PF	FO	Ast.	TO	Blk	Stl	Pts.	Avg.
2010-11	29	9	189	6.5	11	25	.440	0	0	.000	18	30	.600	12	17	29	1.0	26	1	5	7	2	13	40	1.4
2011-12	23	8	269	11.7	23	46	.500	0	2	.000	8	17	.471	20	20	40	1.7	46	2	7	8	10	9	54	2.3
2012-13	17	0	103	6.1	9	14	.643	1	1	1.000	4	15	.267	7	12	19	1.1	9	0	2	3	1	3	23	1.4
TOTAL	69	17	561	8.1	43	85	.506	1	3	.333	30	62	.484	39	49	88	1.3	81	3	14	18	13	25	117	1.7

SWOOPE 2012-13

Opponent	Date	GS	Min	FG	FGA	Pct	3FG	FGA	Pct	FT	FTA	Pct	Off	Def	Tot	Avg	PF	FO	A	TO	Blk	Stl	Pts	Avg
STETSON	11-09-12	0+	0	0		.000	0	0	.000	0	0	.000	0	0	0	0.0	0	0	0	0	0	0	0	0.0
at FGCU	11-13-12	0+	0	0		.000	0	0	.000	0	0	.000	0	0	0	0.0	0	0	0	0	0	0	0	0.0
JACKSONVILLE	11-16-12	16	3	3		1.000	0	0	.000	1	4	.250	1	1	2	0.7	0	0	1	0	0	2	7	2.3
DETROIT	11-24-12	5	0	0		.000	0	0	.000	0	0	.000	0	1	1	0.8	0	0	0	0	0	0	0	1.8
MICHIGAN STATE	11-28-12		DNP																					
at UMass	12-01-12		DNP																					
CHARLOTTE	12-14-12	7	2	4		.500	0	0	.000	0	0	.000	3	1	4	1.4	0	0	0	0	0	0	4	2.2
at UCF	12-18-12	9	1	1		1.000	1	1	1.000	0	0	.000	0	0	0	1.2	0	0	0	0	1	0	3	2.3
at Hawai'i	12-22-12	4	0	0		.000	0	0	.000	0	2	.000	0	0	0	1.0	2	0	0	1	0	0	0	2.0
vs Arizona	12-23-12	6	0	0		.000	0	0	.000	0	0	.000	0	0	0	0.9	1	0	0	0	0	1	0	1.8
vs Indiana State	12-25-12		DNP																					
LA SALLE	01-02-13	23	1	1		1.000	0	0	.000	2	4	.500	2	2	4	1.2	2	0	1	1	0	0	4	2.0
at Georgia Tech	01-05-13	2	0	0		.000	0	0	.000	0	2	.000	0	1	1	1.2	0	0	0	0	0	0	0	1.8
at North Carolina	01-10-13		DNP																					
MARYLAND	01-13-13	4	0	1		.000	0	0	.000	0	0	.000	0	0	0	1.1	1	0	0	0	0	0	0	1.6
at Boston College	01-16-13	10	0	1		.000	0	0	.000	0	0	.000	1	3	4	1.3	0	0	0	0	0	0	0	1.5
DUKE	01-23-13	1	0	0		.000	0	0	.000	1	2	.500	0	0	0	1.2	0	0	0	0	0	0	1	1.5
FLORIDA STATE	01-27-13	8	1	2		.500	0	0	.000	0	1	.000	0	1	1	1.2	0	0	0	0	0	0	2	1.5
at Virginia Tech	01-30-13		DNP																					
at NC State	02-02-13		DNP																					
BOSTON COLLEGE	02-05-13	4	0	0		.000	0	0	.000	0	0	.000	0	1	1	1.2	2	0	0	1	0	0	0	1.4
NORTH CAROLINA	02-09-13	1	0	0		.000	0	0	.000	0	0	.000	0	1	1	1.2	0	0	0	0	0	0	0	1.3
at Florida State	02-13-13	3	1	1		1.000	0	0	.000	0	0	.000	0	0	0	1.1	1	0	0	0	0	0	2	1.4



JUSTIN HELLER

Junior | Guard | 6-2 | 180

Boca Raton, Fla. | West Boca Raton Community

#12

Heller Career Highs

Points

Career: 2, vs. Charlotte, 12/14/12

Rebounds

Career: 3, vs. Charlotte, 12/14/12

Assists

Career: 1 (2x) last vs. Florida State, 1/27/13

Steals

Career: --

Blocked Shots

Career: --

Field Goals

Career: 1, vs. Charlotte, 12/14/12

Field Goal Attempts

Career: 1 (5x) last vs. Florida State, 1/27/13

Free Throws

Career: --

Free Throw Attempts

Career: 2, vs. Charlotte, 12/14/12

3-Point Field Goals

Career: --

3-Point Field Goal Attempts

Career: 1 (2x) last vs. Florida State, 1/27/13

Minutes

Career: 3, vs. Charlotte, 12/14/12

2011-12			
Opposition	P	R	A
at Charlotte	0	0	0
APPALACHIAN ST.	0	2	0
at Boston College	0	0	0
VIRGINIA TECH	0	0	0
WAKE FOREST	0	0	0
BOSTON COLLEGE	0	0	0
MINNESOTA	0	0	0

As a Sophomore (2011-12): Played in seven games, including four ACC matchups ... Attempted two shots, including one three pointer ... Grabbed a pair of defensive rebounds ... Season highs include one field goal attempt against Boston College and Wake Forest, one three-point attempt vs. Boston College, two rebounds against Appalachian State and two minutes vs. Appalachian State ... Book Buster (3.0 GPA) ... Athletics Director Honor Roll (3.2 GPA).

As a Freshman (2010-11): Walked onto team ... Practiced, but did not see any game time.

High School: After transferring to West Boca, played one year of varsity basketball for the Bulls ... Among top 30 three-point scorers in Palm Beach County in 2009-10 ... Bulls were only team to beat powerhouse Dwyer, the top-ranked high school in county, with 82-73 victory.

Personal: Born on Dec. 26, 1991 ... Son of Neal Heller and Liz Heller ... Brother to Anthony Anderson ... Majoring in finance, with aspirations of becoming a CEO ... Recruited by American and North Florida ... Nickname is J-Hell.

CAREER STATISTICS

Season	GP	GS	Min.	Avg.	FG	FGA	Pct.	FG	FGA	Pct.	FT	FTA	Pct.	Off.	Def.	Tot.	Avg.	PF	FO	Ast.	TO	Blk	Stl	Pts.	Avg.
2011-12	7	0	4	0.6	0	2	.000	0	1	.000	0	0	.000	0	2	2	0.3	0	0	0	1	0	0	0	0.0
2012-13	8	0	10	1.3	1	3	.333	0	1	.000	0	2	.000	0	4	4	0.5	1	0	2	2	0	0	2	0.3
TOTAL	15	0	14	0.9	1	5	.200	0	2	.000	0	2	.000	0	6	6	0.4	1	0	2	3	0	0	2	0.1

HELLER 2012-13

Opponent	Date	GS	Min	TOTAL FG	FGA	Pct	3-PTS 3FG	FGA	Pct	FREE THROWS FT	FTA	Pct	REBOUNDS Off	Def	Tot	Avg	PF	FO	A	TO	Blk	Stl	Pts	Avg
JACKSONVILLE	11-16-12	0	0	0	0	.000	0	0	.000	0	0	.000	0	0	0	0.0	0	0	0	0	0	0	0	0.0
CHARLOTTE	12-14-12	3	1	1	1	1.000	0	0	.000	0	2	.000	0	3	3	1.5	0	0	0	0	0	0	2	1.0
at UCF	12-18-12	1	0	0	0	.000	0	0	.000	0	0	.000	0	0	0	1.0	0	0	1	0	0	0	0	0.7
at Hawai'i	12-22-12	1	0	0	0	.000	0	0	.000	0	0	.000	0	0	0	0.8	0	0	0	0	0	0	0	0.5
DUKE	01-23-13	1	0	1	1	.000	0	0	.000	0	0	.000	0	0	0	0.6	1	0	0	1	0	0	0	0.4
FLORIDA STATE	01-27-13	1	0	1	1	.000	0	1	.000	0	0	.000	0	1	1	0.7	0	0	1	0	0	0	0	0.3
BOSTON COLLEGE	02-05-13	2	0	0	0	.000	0	0	.000	0	0	.000	0	0	0	0.6	0	0	0	1	0	0	0	0.3
NORTH CAROLINA	02-09-13	1	0	0	0	.000	0	0	.000	0	0	.000	0	0	0	0.5	0	0	0	0	0	0	0	0.3



STEVE SORENSON

Freshman | Guard | 6-0 | 151

Dallas, Texas | Mark's School of Texas

#3

Sorenson Career Highs

Points

Career: 1, vs. Duke 1/23/13

Rebounds

Career: --

Assists

Career: --

Steals

Career: --

Blocked Shots

Career: --

Field Goals

Career: --

Field Goal Attempts

Career: --

Free Throws

Career: 1, vs. Duke 1/23/13

Free Throw Attempts

Career: 1 (2x) last vs. Duke 1/23/13

3-Point Field Goals

Career: --

3-Point Field Goal Attempts

Career: --

Minutes

Career: 3, vs. Charlotte, 12/14/12

High School: Named all-state by Texas Association of Basketball Coaches as a senior ... TABC academic all-state ... Two-time All-Southwest Preparatory Conference ... Trinity Valley Christian all-tournament team twice ... Team captain both junior and senior seasons ... Averaged 18 points, six assists, three rebounds, two steals in senior campaign ... Shot 50 percent from both field and distance in final season ... Team leadership award ... Invited to TABC all-star game and 2012 Showboat Classic ... Team MVP ... Notched 12 points, five assists, four rebounds and two steals per game sophomore season ... Shot 50 percent from field and 49 percent from three ... Most improved player sophomore season ... Three-year letterwinner ... Honor roll all four years.

Personal: Full name is Steven Lewis Sorenson, goes by Steve ... Born Dec. 30, 1993 in St. Louis, Mo. ... Son of Skip and Yvonne ... Brother to Erik, who was a walk-on with Virginia Tech basketball team from 2010-12 ... Played AAU ball for Dallas Heroes ... Majoring in business.

CAREER STATISTICS

Season	GP	GS	Min.	Avg.	FG	Total FGA	Pct.	3-Point FG	3-Point FGA	Pct.	Free Throws FT	Free Throws FTA	Pct.	Rebounds Off	Rebounds Def	Tot.	Avg.	PF	FO	Ast.	TO	Blk	Stl	Pts.	Avg.
2012-13	7	0	9	1.3	0	0	.000	0	0	.000	1	3	.333	0	0	0	0.0	0	0	0	3	0	0	1	0.1

SORENSEN 2012-13

Opponent	Date	GS	Min	TOTAL FG	FGA	Pct	3-PTS 3FG	FGA	Pct	FREE THROWS FT	FTA	Pct	REBOUNDS Off	Def	Tot	Avg	PF	FO	A	TO	Blk	Stl	Pts	Avg
JACKSONVILLE	11-16-12	0	0	0	0	.000	0	0	.000	0	0	.000	0	0	0	0.0	0	0	0	0	0	0	0	0.0
CHARLOTTE	12-14-12	3	0	0	0	.000	0	0	.000	0	0	.000	0	0	0	0.0	0	0	0	0	0	0	0	0.0
at Hawai'i	12-22-12	1	0	0	0	.000	0	0	.000	0	1	.000	0	0	0	0.0	0	0	0	0	0	0	0	0.0
DUKE	01-23-13	2	0	0	0	.000	0	0	.000	1	2	.500	0	0	0	0.0	0	0	0	1	0	0	1	0.3
FLORIDA STATE	01-27-13	1	0	0	0	.000	0	0	.000	0	0	.000	0	0	0	0.0	0	0	0	0	0	0	0	0.2
BOSTON COLLEGE	02-05-13	1	0	0	0	.000	0	0	.000	0	0	.000	0	0	0	0.0	0	0	0	1	0	0	0	0.2
NORTH CAROLINA	02-09-13	1	0	0	0	.000	0	0	.000	0	0	.000	0	0	0	0.0	0	0	0	1	0	0	0	0.1



2012-13 Miami Men's Basketball
University of Miami Combined Team Statistics (as of Feb 13, 2013)
All games

RECORD:	OVERALL	HOME	AWAY	NEUTRAL
ALL GAMES	20-3	11-0	9-1	0-2
CONFERENCE	11-0	5-0	6-0	0-0
NON-CONFERENCE	9-3	6-0	3-1	0-2

#	Player	gp-gs	min	avg	Total		3-Point		F-Throw		Rebounds				pf	dq	a	to	blk	stl	pts	avg
					fg-fga	fg%	3fg-fga	3fg%	ft-fa	ft%	off	def	tot	avg								
01	Durand Scott	20-20	694	34.7	103-213	.484	21-62	.339	52-73	.712	16	69	85	4.3	43	2	60	40	1	36	279	14.0
00	Shane Larkin	23-23	827	36.0	115-237	.485	45-103	.437	34-48	.708	9	85	94	4.1	31	0	99	52	4	49	309	13.4
35	Kenny Kadji	23-23	665	28.9	111-227	.489	30-79	.380	49-76	.645	35	116	151	6.6	60	1	22	47	32	11	301	13.1
42	Reggie Johnson	14-6	351	25.1	44-105	.419	1-10	.100	51-72	.708	37	85	122	8.7	33	0	13	34	21	6	140	10.0
04	Trey McKinney Jones	23-21	707	30.7	67-170	.394	34-92	.370	46-53	.868	9	70	79	3.4	40	0	41	23	1	19	214	9.3
45	Julian Gamble	23-17	473	20.6	65-116	.560	0-0	.000	25-52	.481	49	65	114	5.0	48	2	5	19	43	13	155	6.7
15	Rion Brown	23-5	517	22.5	53-135	.393	23-83	.277	22-33	.667	14	23	37	1.6	24	0	23	12	2	11	151	6.6
02	Bishop Daniels	3-0	50	16.7	5-11	.455	3-3	1.000	2-2	1.000	1	2	3	1.0	5	0	3	4	0	6	15	5.0
21	Erik Swoope	17-0	103	6.1	9-14	.643	1-1	1.000	4-15	.267	7	12	19	1.1	9	0	2	3	1	3	23	1.4
23	Tonye Jekiri	21-0	148	7.0	9-18	.500	0-0	.000	4-10	.400	17	15	32	1.5	22	0	3	9	7	5	22	1.0
10	Raphael Akpejori	14-0	71	5.1	5-13	.385	0-0	.000	1-3	.333	6	12	18	1.3	7	0	1	2	3	3	11	0.8
12	Justin Heller	8-0	10	1.3	1-3	.333	0-1	.000	0-2	.000	0	4	4	0.5	1	0	2	2	0	0	2	0.3
03	Steve Sorenson	7-0	9	1.3	0-0	.000	0-0	.000	1-3	.333	0	0	0	0.0	0	0	0	3	0	0	1	0.1
Team											27	46	73				6					
Total.....		23	4625		587-1262	.465	158-434	.364	291-442	.658	227	604	831	36.1	323	5	274	256	115	162	1623	70.6
Opponents.....		23	4625		498-1305	.382	139-458	.303	231-348	.664	249	530	779	33.9	405	9	246	294	61	125	1366	59.4

TEAM STATISTICS	UM	OPP
SCORING	1623	1366
Points per game	70.6	59.4
Scoring margin	+11.2	-
FIELD GOALS-ATT	587-1262	498-1305
Field goal pct	.465	.382
3 POINT FG-ATT	158-434	139-458
3-point FG pct	.364	.303
3-pt FG made per game	6.9	6.0
FREE THROWS-ATT	291-442	231-348
Free throw pct	.658	.664
F-Throws made per game	12.7	10.0
REBOUNDS	831	779
Rebounds per game	36.1	33.9
Rebounding margin	+2.3	-
ASSISTS	274	246
Assists per game	11.9	10.7
TURNOVERS	256	294
Turnovers per game	11.1	12.8
Turnover margin	+1.7	-
Assist/turnover ratio	1.1	0.8
STEALS	162	125
Steals per game	7.0	5.4
BLOCKS	115	61
Blocks per game	5.0	2.7
ATTENDANCE	56440	103697
Home games-Avg/Game	11-5131	10-9062
Neutral site-Avg/Game	-	2-6539

Date	Opponent		Score	Att.
11-09-12	STETSON	w	87-79	3160
11-13-12	at Florida Gulf Coast	L	51-63	4552
11-16-12	JACKSONVILLE	w	73-57	3135
11-24-12	DETROIT	w	77-62	2946
11-28-12	MICHIGAN STATE	w	67-59	5791
12-01-12	at Massachusetts	w	75-62	7004
12-14-12	CHARLOTTE	w	77-46	3275
12-18-12	at UCF	w	72-50	5189
& 12-22-12	at Hawai i	w	73-58	8120
& 12-23-12	vs Arizona	L	50-69	6564
& 12-25-12	vs Indiana State	Lot	55-57	6514
01-02-13	LA SALLE	w	76-59	3259
* 01-05-13	at Georgia Tech	w	62-49	7614
* 01-10-13	at North Carolina	w	68-59	20516
* 01-13-13	MARYLAND	w	54-47	5809
* 01-16-13	at Boston College	w	60-59	3624
* 01-23-13	DUKE	w	90-63	7972
* 01-27-13	FLORIDA STATE	w	71-47	7972
* 01-30-13	at Virginia Tech	w	73-64	5436
* 02-02-13	at NC State	w	79-78	19557
* 02-05-13	BOSTON COLLEGE	w	72-50	5149
* 02-09-13	NORTH CAROLINA	w	87-61	7972
* 02/13/13	at Florida State	w	74-68	9007

! = ACC / Big Ten Challenge
 & = Hawaiian Airlines Diamond Head Classic | Honolulu, Hawaii
 * = Conference game

Score by Periods	1st	2nd	OT	Totals
University of Miami	713	904	6	1623
Opponents	630	728	8	1366



2012-13 Miami Men's Basketball
University of Miami Combined Team Statistics (as of Feb 13, 2013)
Conference games

RECORD:	OVERALL	HOME	AWAY	NEUTRAL
ALL GAMES	11-0	5-0	6-0	0-0
CONFERENCE	11-0	5-0	6-0	0-0
NON-CONFERENCE	0-0	0-0	0-0	0-0

#	Player	gp-gs	min	avg	Total		3-Point		F-Throw		Rebounds				pf	dq	a	to	blk	stl	pts	avg
					fg-fga	fg%	3fg-fga	3fg%	ft-fga	ft%	off	def	tot	avg								
35	Kenny Kadji	11-11	300	27.3	59-108	.546	18-38	.474	21-37	.568	14	53	67	6.1	27	1	6	22	14	3	157	14.3
00	Shane Larkin	11-11	394	35.8	55-110	.500	23-53	.434	14-24	.583	5	46	51	4.6	14	0	55	25	3	22	147	13.4
01	Durand Scott	11-11	370	33.6	52-113	.460	11-35	.314	21-29	.724	7	29	36	3.3	30	2	36	22	0	20	136	12.4
04	Trey McKinney Jones	11-11	322	29.3	31-87	.356	16-49	.327	17-21	.810	2	30	32	2.9	15	0	24	10	0	8	95	8.6
15	Rion Brown	11-0	226	20.5	30-62	.484	18-45	.400	10-13	.769	6	7	13	1.2	10	0	9	4	0	5	88	8.0
45	Julian Gamble	11-11	261	23.7	37-65	.569	0-0	.000	11-23	.478	29	38	67	6.1	30	1	4	9	30	8	85	7.7
42	Reggie Johnson	7-0	153	21.9	18-44	.409	0-4	.000	16-23	.696	15	36	51	7.3	18	0	5	17	8	3	52	7.4
23	Tonye Jekiri	11-0	85	7.7	8-14	.571	0-0	.000	2-5	.400	13	10	23	2.1	9	0	2	7	4	3	18	1.6
10	Raphael Akpejori	8-0	46	5.8	3-9	.333	0-0	.000	0-0	.000	3	8	11	1.4	6	0	1	1	1	3	6	0.8
21	Erik Swoope	8-0	33	4.1	2-5	.400	0-0	.000	1-5	.200	1	7	8	1.0	4	0	0	1	0	0	5	0.6
03	Steve Sorenson	4-0	5	1.3	0-0	.000	0-0	.000	1-2	.500	0	0	0	0.0	0	0	0	3	0	0	1	0.3
12	Justin Heller	4-0	5	1.3	0-2	.000	0-1	.000	0-0	.000	0	1	1	0.3	1	0	1	2	0	0	0	0.0
Team											15	29	44									
Total.....		11	2200		295-619	.477	86-225	.382	114-182	.626	110	294	404	36.7	164	4	143	123	60	75	790	71.8
Opponents.....		11	2200		238-617	.386	58-197	.294	111-168	.661	108	251	359	32.6	181	3	110	138	31	61	645	58.6

TEAM STATISTICS	UM	OPP
SCORING	790	645
Points per game	71.8	58.6
Scoring margin	+13.2	-
FIELD GOALS-ATT	295-619	238-617
Field goal pct	.477	.386
3 POINT FG-ATT	86-225	58-197
3-point FG pct	.382	.294
3-pt FG made per game	7.8	5.3
FREE THROWS-ATT	114-182	111-168
Free throw pct	.626	.661
F-Throws made per game	10.4	10.1
REBOUNDS	404	359
Rebounds per game	36.7	32.6
Rebounding margin	+4.1	-
ASSISTS	143	110
Assists per game	13.0	10.0
TURNOVERS	123	138
Turnovers per game	11.2	12.5
Turnover margin	+1.4	-
Assist/turnover ratio	1.2	0.8
STEALS	75	61
Steals per game	6.8	5.5
BLOCKS	60	31
Blocks per game	5.5	2.8
ATTENDANCE	34874	65754
Home games-Avg/Game	5-6975	6-10959
Neutral site-Avg/Game	-	0-0

Date	Opponent		Score	Att.
* 01-05-13	at Georgia Tech	w	62-49	7614
* 01-10-13	at North Carolina	w	68-59	20516
* 01-13-13	MARYLAND	w	54-47	5809
* 01-16-13	at Boston College	w	60-59	3624
* 01-23-13	DUKE	w	90-63	7972
* 01-27-13	FLORIDA STATE	w	71-47	7972
* 01-30-13	at Virginia Tech	w	73-64	5436
* 02-02-13	at NC State	w	79-78	19557
* 02-05-13	BOSTON COLLEGE	w	72-50	5149
* 02-09-13	NORTH CAROLINA	w	87-61	7972
* 02/13/13	at Florida State	w	74-68	9007

! = ACC / Big Ten Challenge

& = Hawaiian Airlines Diamond Head Classic | Honolulu, Hawaii

* = Conference game

Score by Periods	1st	2nd	Totals
University of Miami	365	425	790
Opponents	296	349	645