



## NO. 21 IOWA STATE (4-0, 0-0) VS. MIAMI (4-0, 0-0 ACC)

FRIDAY, NOV. 25 | 10 AM CST/11 A.M. EST

ORLANDO, FLA. | HP FIELD HOUSE (5,000)

**Radio:** Cyclone Radio Network/Learfield; TuneIn Radio App

**CRN Talent:** Brent Blum (pxp); Chris Williams (analyst)

**TV:** ESPN2

**Talent:** Roy Philpott (pxp); Tim Welsh (analyst); Andy Katz (reporter)

**Sirius/XM:** 81/81/81 (internet)

**Live Video:** WatchESPN

**Live Stats:** AdvoCare.StatBroadcast.com

### 2016-17 SCHEDULE/RESULTS

4-0, 0-0 Big 12 (home: 3-0, away: 0-0, neutral: 1-0)

#### NOVEMBER

6	Sioux Falls (exh.) (Ctv)	W, 101-57
11	Savannah State (Ctv)	W, 113-71
14	Mount St. Mary's (Ctv)	W, 73-55
20	The Citadel (Ctv)	W, 130-63
24	^vs. Indiana State (ESPN2)	W, 73-71
25	^vs. Miami (ESPN2)	11 a.m.
27	^vs. TBA (TBA)	TBA

#### DECEMBER

1	Cincinnati (ESPN)	8 p.m.
5	Omaha (Ctv)	7 p.m.
8	%at Iowa (ESPN2)	7 p.m.
17	&vs. Drake (MC22)	6 p.m.
20	Mississippi Valley State (Ctv)	6 p.m.
30	*Texas Tech (ESPNNews)	5 p.m.

#### JANUARY

4	*at Baylor (ESPNNews)	7 p.m.
7	*Texas (ESPN2)	8:15 p.m.
11	*at Oklahoma State (ESPNU)	8 p.m.
14	*at TCU (Fox Sports SW)	4:30 p.m.
16	*Kansas (ESPN)	8 p.m.
21	*at Oklahoma (ESPN/2)	1 p.m.
24	*Kansas State (ESPN/2)	8 p.m.
28	\$at Vanderbilt (ESPN2)	3 p.m.
31	*West Virginia (ESPN2)	8 p.m.

#### FEBRUARY

4	*at Kansas (ESPN/2)	5 or 7 p.m.
7	*at Texas (ESPN2)	8 p.m.
11	*Oklahoma (ESPN2)	5 p.m.
15	*at Kansas State (ESPN2)	6 p.m.
18	*TCU (ESPNNews)	5 p.m.
20	*at Texas Tech (ESPNU)	8 p.m.
25	*Baylor (ESPN/2)	3 or 5 p.m.
28	*Oklahoma State (ESPN2)	8 p.m.

#### MARCH

3	*at West Virginia (ESPN2)	6 p.m.
---	---------------------------	--------

8-11 #Phillips 66 Big 12 Championship

Home games in bold \*Big 12 Conference game

^Advocare Invitational, Orlando, Fla. \$SEC/Big 12 Challenge

&Hy-Vee Classic, Des Moines, Iowa %Iowa Corn Cy-Hawk Series

#Phillips 66 Big 12 Championship, Kansas City, Mo.

### IOWA STATE QUICK FACTS

Location	Ames, Iowa
Enrollment	36,660
Nickname/Mascot	Cyclones/Cy
Colors	Cardinal & Gold
Arena	Hilton Coliseum (14,384)
President	Dr. Steven Leath
Director of Athletics	Jamie Pollard
Website	Cyclones.com
All-Time Record	1,320-1,281 (.507)
Facebook	Iowa State Men's Basketball
Twitter	@CycloneMBB
Instagram	Cyclonembb

### PRONUNCIATION GUIDE

Steve Prohm	rhymes with Rome
Darrell Bowie	bo-EE
Wes Greder	GRE-dur
Merrill Holden	Muhrl
Ray Kasongo	kuh-SAHN-go
Jakolby Long	Juh-KOH-bee
Nazareth Mitrou-Long	me-TRUE
Monté Morris	MAHN-tay
Daniyal Robinson	dan-YELL
Nick Weiler-Babb	WHY-ler

\*\*Audio pronunciations are available on the MBB roster on Cyclones.com.

### GAME #5-MIAMI

• Iowa State faces ACC foe Miami Friday morning in the semifinals of the AdvoCare Invitational after defeating Indiana State, 73-71, Thursday afternoon...it is a quick turnaround for both teams, which are playing their second game in less than 24 hours.

• The Cyclones will look to start 5-0 for the second consecutive season and the third time in the last four campaigns.

• ISU has had great success in holiday tournaments recently, winning two of the last three tournaments they've played in... ISU finished first last season at the Emerald Coast Classic and in 2013 at the Diamond Head Classic...in 2014, ISU was second in the CBE Hall of Fame Classic...the Cyclones are 7-1 in holiday tournaments the last four seasons.

### #CYCLONENOTES

• Iowa State is ranked No. 21 in the Associated Press preseason poll...the Cyclones have been ranked in a school-record 59 consecutive AP polls, the third-longest streak nationally (Kansas, Arizona)...ISU is No. 22 in the coaches poll.

• ISU is 4-0 after overcoming one of the poorest shooting efforts (34.2 percent) in recent history...it was the lowest field-goal percentage in a win for the Cyclones since shooting 31.4 percent in a win over Iowa in 2007... **Monté Morris**, who was honored Monday as the Big 12 Player of the Week, scored 20 points and grabbed nine rebounds...it was his second 20-point game this season.

• The Cyclones are averaging 97.2 points and holding their opponents to 65 points and just 32.8 percent shooting...Indiana State blistered the nets shooting 58.6 percent in the first half Thursday, but the Cyclones held them to 35.7 percent shooting in the second half...ISU, meanwhile had its two worst shooting halves of the season.

• The Cyclones' starting five is averaging 63.8 points per game, led by Morris' 19.0.

• Morris is making his 91st consecutive start...since entering the lineup in early February as a freshman, the Big 12 Preseason Player of the Year hasn't left the starting five.

• **Nazareth Mitrou-Long** is second on the team averaging 16.3 points per game, despite a cold-shooting start to his fifth-year as a Cyclone...he is shooting just 42.9 percent from the field and 26.9 percent behind the arc, both of which are below his career averages (43.5/37.1).

• Morris, Mitrou-Long and **Matt Thomas** have combined for 47 assists and just 13 turnovers this season, including 17 dimes and no miscues against The Citadel.

• ISU has had four different players record a double-double in the first four games this season...graduate transfer **Darrell Bowie** has recorded double-doubles the last two games (13.0 ppg, 10.5 rpg) and is shooting 71.4 percent from the field in that stretch.

• Iowa State was without the help of freshman post Solomon Young (left hand injury)...Young is not expected to play this weekend, though he will dress...he entered the tournament averaging 8.7 points and 5.3 rebounds in 15 minutes off the bench...he was shooting 71.3 percent from the field.

• ISU has dominated the paint the first four games, outscoring opponents 221-78 in the lane...it also holds a 84-18 edge on second-chance points.

• Morris is the active career leader in the Big 12 in assists (576) and steals (178)...nationally he is second among active players in assists and steals.

### 2016-17 IOWA STATE CYCLONES

#### Possible Starters

No-Name	Pos.	Ht.	Wt.	Yr.	Hometown (Last School)	Pts.	Reb.	Asst.
30-Deonte Burton	G	6-5	250	Sr.#	Milwaukee, Wis. (Marquette)	8.5	8.0	2.0*
<i>2016 Big 12 Newcomer of the Year; avg. 8.9 rpg after avg. 3.9 per game last season.</i>								
15-Nazareth Mitrou-Long	G	6-4	203	Sr.#	Mississauga, Ontario (St. Martin)	16.3	6.8	3.8
<i>167 career 3-pointers made; matched career high with 26 points against The Citadel.</i>								
11-Monté Morris	G	6-3	175	Sr.	Flint, Mich. (Beecher)	19.0	6.0	6.3
<i>Recorded triple-double (17-10-10) against The Citadel in just 22 minutes.</i>								
21-Matt Thomas	G	6-5	193	Sr.	Onalaska, Wis. (Onalaska)	13.8	5.0	1.8
<i>172 career 3-pointers made; has hit a three in 28 consecutive games, school record is 35 (Scott Christopherson).</i>								
5-Merrill Holden	F	6-8	224	Sr.	Chicago, Ill. (Louisiana Tech)	6.3	4.0	0.3&
<i>Grad transfer from Louisiana Tech; scored 13 points and grabbed nine rebounds vs. The Citadel.</i>								

#### Reserves

10-Darrell Bowie	F	6-8	218	Sr.#	Milwaukee, Wis. (Northern Illinois)	10.5	9.3	1.0*
1-Nick Weiler-Babb	G	6-5	205	So.#	Arlington, Texas (Martin)	8.3	5.8	2.3*
4-Donovan Jackson	G	6-2	175	Jr.	Milwaukee, Wis. (Iowa Western CC)	3.8	0.5	2.0
33-Solomon Young	F	6-8	240	Fr.	Sacramento, Calif. (Sacramento)	8.7	5.3	1.0&
13-Jakolby Long	G	6-5	208	Fr.	Mustang, Okla. (Mustang)	2.7	2.3	0.3
00-Simeon Carter	F	6-8	227	So.	Charlotte, N.C. (West Charlotte)	6.0	2.0	0.0
23-Wes Greder	G	6-5	189	Fr.#	Ames, Iowa (Gilbert)	0.0	1.0	0.0
24-Stuart Nezek	C	6-10	245	Sr.	River Forest, Ill. (Fenwick)	1.3	0.7	0.3
3-Ray Kasongo	F	6-9	230	Jr.+	Toronto, Ontario (Tennessee)			Redshirting

**HC:** Steve Prohm (Alabama, 1997) **Record at ISU:** 27-12/2 **Overall:** 131-41/6

**Assts.:** Neill Berry (SE Louisiana, 2004), Daniyal Robinson (Ark.-Little Rock, 1999), William Small (Belhaven, 1993), Micah Byars (West Florida, 2006), David Hobbs (VCU, 1972), Nate Schmidt (Denison, 2014)

#Has Redshirted +Redshirting This Season &Blocks \*Steals

# STEVE PROHM

Head Coach • 2nd Season • @CoachProhm



**Born:** July 12, 1974 (42 years old)  
**Hometown:** Vienna, Va.  
**High School:** Northwest Whitfield (Tunnel, Hill, Ga.)  
**College:** Alabama, '97  
**Year in coaching:** 19th  
**Wife:** Katie **Child:** Son: Cass

## PROHM COACHING EXPERIENCE

1998-99	Assistant Coach	Centenary
1999-05	Assistant Coach	SE Louisiana
2005-06	Assistant Coach	Tulane
2006-11	Assistant Coach	Murray State
2011-15	Head Coach	Murray State
2015-pres.	Head Coach	Iowa State

## PROHM YEAR-BY-YEAR

Year	School	Record	Pct.
*2011-12	Murray State	31-2	.939
2012-13	Murray State	21-10	.677
2013-14	Murray State	23-11	.676
2014-15	Murray State	29-6	.829
*2015-16	Iowa State	23-12	.657
2016-17	Iowa State	4-0	1.000

**TOTAL:** overall (131-41, .762) conf. (64-18, .780)

**AT ISU:** overall (27-12, .692) Big 12 (10-8, .556)

\*Denotes NCAA Tournament

## PROHM NOTES

- Named 20th head coach in Iowa State history on June 8th, 2015.
- Entering 2016-17, his .756 winning percentage ranked sixth nationally among active NCAA Division I head coaches with at least 5 years experience.
- 2012 Basketball Times National Coach of the Year.
- Two-time Ohio Valley Conference Coach of the Year (2012, 2015).
- Coached three conference player of the year winners in five years as head coach.
- ISU player Georges Niang was a consensus All-American and Karl Malone Award winner under his guidance.
- Led ISU to second-ever win against No. 1 foe when they beat Oklahoma in 2015-16.

## NBA DRAFT PICKS UNDER PROHM

2016	Georges Niang, 50th to Indiana
	Abdel Nader, 52nd to Boston
2015	Cameron Payne (Murray), 14th to Oklahoma City
2013	Isaiah Canaan (Murray), 34th to Houston

## MILESTONE WINS

Win	Date	Opponent	Score
1	11-11-11	Harris-Stowe	76-49
50	2-20-13	Morehead State	106-100
100	2-26-15	Eastern Illinois	65-57
105	11-13-15	Colorado (1st win at ISU)	68-62

## IOWA STATE QUICK HITTERS

- Iowa State has sold out 21 of the last 23 games at Hilton Coliseum...ISU is 17-2 at Hilton Coliseum under Prohm.
- ISU has been to a school-record five consecutive NCAA Tournaments...the Cyclones have made two Sweet 16 appearance in the last three seasons...ISU seeks to become the first school from the state of Iowa to reach six consecutive NCAA Tournaments.
- The Cyclones have won two of the last three Big 12 Tournament titles.
- ISU has won 20 games the last five seasons...Steve Prohm has won at least 20 games in each of his five seasons as a head coach...among current Big 12 coaches, only he, Texas coach Shaka Smart and TCU's Jamie Dixon accomplished that in their first five years as a head coach.
- Iowa State is one of 29 schools to win 20+ games the last five seasons...only 13 teams in the nation's top-six conferences (Big East, ACC, Big 12, Big Ten, Pac-12, SEC) have won 20+ games five consecutive seasons.
- The Cyclones have won at least 10 league games in each of the last five seasons, which is a school record.
- ISU has won 37 regular season home games in a row against nonconference opponents...the Cyclones have won 35 of their last 38 games at home, including 18 of 21 league games.
- ISU has led the Big 12 in scoring the last four seasons, joining Kansas (2000-03) as the only teams to lead the league four consecutive seasons.
- Morris has 576 assists and 127 turnovers in 109 career games...ISU is 49-13 when Morris has at least five assists.
- Morris has 13 career games with 10 or more assists...his assist-to-turnover ratio in those games is 8.7 (139 assists/16 turnovers)...his 13 games with double-digit assists are three times more than the rest of the Big 12 combined.
- Thomas has hit a three in 29 consecutive games...Thomas has made 41 of his last 43 free-throw attempts, including 11 straight.
- Thomas has scored in double figures in eight consecutive games, the longest streak of his career.
- Nick Weiler-Babb is playing 21.8 minutes per game, which leads all Cyclone bench players...he averaged 4.8 minutes per game as a freshman at Arkansas.
- Bowie is the only player nationally that is averaging at least 10.0 points and 9.0 rebounds while playing 21.0 minutes per game or less.
- The Cyclone bench is averaging 33.5 points per game...last season, ISU's bench averaged 10.5 ppg.
- Iowa State has had 50+ rebounds in three of four games.

## IOWA STATE-MIAMI SERIES NOTES

- Iowa State and Miami are meeting for the first time in series history.
- Iowa State is just 5-17 all-time against opponents from the ACC...last season, the Cyclones went 1-1 against the ACC, defeating Virginia Tech in the Emerald Coast Classic and falling to Virginia in the Sweet 16.

## LAST TIME OUT - CYCLONES REMAIN UNBEATEN DESPITE COLD SHOOTING

- Iowa State shot just 34.2 percent from the field but rallied late to defeat Indiana State and improve to 4-0 this season...it was Iowa State's worst shooting performance since the 2013-14 season and its lowest field-goal percentage in a win since Dec. 8, 2007, when the Cyclones shot 31.4 percent in a win against Iowa.
- ISU had five players in double figures...the Cyclones have had at least four players in double figures in every game this season...Morris led the way with 20 points, while Bowie and Mitrou-Long each added 13 points.
- It was Matt Thomas' 3-pointer with 52 seconds left that put ISU in front to stay...the Cyclones were just 8-for-25 from long range in the game.
- ISU struggled even more at the free-throw line, making just 15-of-29.
- The Cyclones outrebounded the Sycamores, 45-44...ISU has outrebounded all four opponents this season.
- ISU had just five assists, the fewest since recording just four against Oklahoma in 2008.

## IOWA STATE TEAM QUICK FACTS

- Iowa State is playing its 110th season of men's basketball and the second under head coach Steve Prohm in 2016-17...the Cyclones have made the NCAA Tournament five seasons in a row.
- Iowa State's 2016-17 roster includes 14 players from eight states and two countries (U.S., Canada)...the Cyclones have three players from Milwaukee and four total from Wisconsin...ISU also has two players from the province of Ontario.
- ISU returns 42.9 percent of its scoring, 34.1 percent of rebounding, 26.1 percent of blocks and 55.0 percent of steals from 2015-16.
- Iowa State has five left-handed players on its roster (Bowie, Burton, Jackson, Long, Nezlak).
- Iowa State was picked to finish fourth by the league's coaches...the Cyclones were the only team other than Kansas to garner a first-place vote.
- Iowa State has posted five-straight 10-win league seasons: 2012 (12), 2013 (11), 2014 (11), 2015 (12), 2016 (10).

### TRIPLE-DOUBLE

• Against The Citadel, Morris pulled off a rare feat, scoring 17 points to go along with 10 rebounds and 10 assists. It was the fifth triple-double in school history and the 15th in Big 12 history.

He is one of just five Division I players since 2010-11 to record a triple-double with assists, while having zero turnovers. He recorded the feat while playing just 22 minutes, the shortest time required to post a triple-double since 2010-11.

### 130 POINTS

• Iowa State set a school record against The Citadel, scoring 130 points in a 67-point win. It is the most points scored in college basketball against a Division I opponent this season.

### EFFICIENT

• Under Steve Prohm, ISU ranks among the nation's leaders in games shooting 50 percent or better from the field.

1. North Carolina, 24  
Saint Mary's, 24
3. Iowa State, 23

### 25 WINS

• With the win against Mount St. Mary's, Prohm became the second-fastest Cyclone coach to win 25 games (37 games).

Coach	Games to 25 Wins
Tim Floyd	36
Steve Prohm	37
Bill Stranigan	38

### 21-11-0

• In the season opener against Savannah State, Morris became just the ninth Division I player since 2010-11 to have 21 points, 11 assists and zero turnovers in a game.

### NOVEMBER SUCCESS

- The Cyclones have won 16 of their last 17 games in November.
- ISU has won 15 consecutive home games in November.

### NON-CONFERENCE SUCCESS

• The Cyclones have been fortunate to get off to strong starts in recent seasons. The 2015-16 team started 9-0, the third-best open to a season in school history:

### BEST STARTS

Season	Record
1. 2013-14	14-0
2. 1996-97	10-0
3. 2015-16	9-0
4. 1941-42	8-0
1940-41	8-0
5. 2003-04	7-0

### BACK-TO-BACK PRESEASON ALL-AMERICANS

• Iowa State is the only team in the nation to have an Associated Press Preseason All-American the last two seasons. Morris earned a spot on the team this season, a year after Georges Niang was on the team a year ago.

### IOWA STATE IN TOP-25

- Iowa State is ranked No. 21 in the Associated Press Preseason Top-25 poll...ISU has been ranked in 59 consecutive polls, which is the longest streak in school history and the third-longest in the nation.
- The Cyclones are No. 22 in the USA Today Coaches Poll.

### CONSECUTIVE WEEKS RANKED IN AP TOP-25

1.	Kansas	145
2.	Arizona	81
3.	<b>Iowa State</b>	<b>59</b>
4.	Villanova	57
5.	Virginia	48
6.	North Carolina	45
7.	Kentucky	41
8.	Michigan State	23
9.	Purdue	22

### HOMECOURT NON-CON WIN STREAKS

• ISU owns one of the nation's longest homecourt non-conference win streaks in the nation. The Cyclones last non-con home loss came on Nov. 30, 2011 against UNI.

1.	Duke	128
2.	Wichita State	39
3.	<b>Iowa State</b>	<b>37</b>
4.	Arizona	35

\*\*As of 11/20

### MORRIS BIG 12 PRESEASON PLAYER OF YEAR

• Morris was selected as the Big 12 Preseason Player of the Year by the league's coaches. He is the first Cyclone to be picked as the top player in the preseason since Jamaal Tinsley in 2000. Tinsley went on to win the postseason award as well.

### MORRIS AMONG NATION'S CAREER LEADERS

• Morris ranks among the nation's top two active players in both career assists and steals:

ASSISTS	
Maurice Watson Jr., Creighton	678
Monté Morris, Iowa State	576

STEALS	
Paris Lee, Illinois State	186
Monté Morris, Iowa State	178

\*\*As of 11/24

### 1,000-600-200

• Morris has a chance to join former Cyclone and current New York Knicks head coach Jeff Hornacek as the only players in school history to score 1,000 points, dish out 600 assists and record 200 steals:

Jeff Hornacek	1,313 pts-665 assts-211 stls
---------------	------------------------------

Hornacek played 14 seasons in the NBA, was an NBA All-Star (1992) and has his No. 14 jersey retired by the Utah Jazz.

• Only two players in the history of the Big 12 are members of the 1,000-600-200 club:

Aaron Miles, Kansas	1,183 pts-954 assts-264 stls
Kirk Hinrich, Kansas	1,753-668 assts-206 stls

• Since 2010, only 14 Division I players have scored 1,000 points and recorded 600 assists and 200 steals. Only eight have scored 1,500 points.



### BIG 12 ROUNDUP- 2016-17

	Big 12	Overall
Baylor	0-0	5-0
<b>Iowa State</b>	<b>0-0</b>	<b>4-0</b>
Kansas State	0-0	4-0
TCU	0-0	4-0
West Virginia	0-0	4-0
Oklahoma State	0-0	5-1
Kansas	0-0	4-1
Texas Tech	0-0	4-1
Oklahoma	0-0	3-1
Texas	0-0	3-2

### ISU AGAINST BIG 12 FOES

Opponent	Series Record	Last 5 Years	Streak
Baylor	ISU leads, 17-14	4-5	L4
Kansas	KU leads, 178-63	4-7	L1
Kansas State	KSU leads, 137-85	6-3	W2
Oklahoma	OU leads, 115-85	6-5	L1
Okla. State	OSU leads, 63-60	7-1	W7
Texas	UT leads, 18-15	6-3	W1
Texas Tech	ISU leads, 16-13	6-3	L1
TCU	ISU leads, 9-5	8-0	W8
West Virginia	ISU leads, 5-3	5-3	L2

### NCAA RANKINGS (TOP-25)

RPI		
BPI	-	

Players	Category	Stats (Ranking)
Morris	Assist/TO Ratio	12.0 (2)
	Assists Per Game	8.0 (7)
	Double-Doubles	2 (10)
	Total Assists	24 (18)
	Triple-Doubles	1 (1)

Team	Category	Stats (Ranking)
*As of 11/20	Assists Per Game	25.2 (1)
	Assist/TO Ratio	1.95 (8)
	Def. Rebounds Per Game	44.0 (1)
	FG Percentage	54.2 (8)
	FG Percentage Defense	29.0 (2)
	Rebound Margin	+22.7 (1)
	Rebounds Per Game	58.3 (1)
	Scoring Margin	+42.3 (4)
	Scoring Offense	105.3 (3)
	Total Assists	76 (16)

\*As of 11/20

## ZIP, ZERO, NADA, NONE

- Morris has 38 career games without committing a single turnover.

### > MORRIS CAREER GAMES (# OF TURNOVERS)

Turnovers	Games
0	38
1	32
2	26
3	9
4+	4

- He has 19 games with 9 or more assists, compared to just 13 games with 3 or more turnovers.

## TRIPLE-THREAT

- Iowa State's trio of Mitrou-Long, Morris and Thomas are among the nation's top 3-point threats nationally:

School (Players)	3-Pointers Made
NJIT (Lynn, Coleman, Jenkins)	563
Central Michigan (Hibbits, Kozinski, Rayson)	521
Iowa State (Morris, Mitrou-Long, Thomas)	449

## THOMAS FOR THREE!

- Among players from the top six conferences, only two players that return in 2016-17 connected on more threes than Matt Thomas did his junior season.

Player	3-Pointers Made	Per Game
Kris Jenkins, Villanova	100	2.5
Grayson Allen, Duke	90	2.5
Matt Thomas, Iowa State	89	2.54

- Among all returning players, Thomas was tied for 16th in 3-pointers made.
- Thomas joined Dedric Willoughby (88, 1996) and Scott Christopherson (86, 2011) as the only non-senior Cyclones to make 80+ 3-pointers in a season.

## MITROU-LONG BACK & BETTER THAN EVER

- Naz Mitrou-Long thought that last year would be his final as a Cyclone, but persistent discomfort in his surgically repaired hips caused him to shut it down after just eight games.

He was granted a hardship waiver at the end of April, allowing him a fifth season. He has said that he feels better than he ever has in his career.

## EXPERIENCE APLENTY

- Iowa State lost a lot with the graduation of Georges Niang, Abdel Nader and Jameel McKay, but the Cyclones still return plenty of experience among its top-7 rotation:

Player	Games Played	Started
M. Morris	109	90
N. Mitrou-Long	100	52
M. Thomas	107	46
D. Burton	70	14
D. Bowie	86	66
M. Holden	54	21
N. Weiler-Babb	30	0
TOTAL	558	285

## ISU: WHERE NEWCOMERS COME FOR SUCCESS

- In the last five years, ISU has had the Big 12's Newcomer of the Year four times:

2012: Royce White (13.4 pts, 9.3 rbs, 5.0 assts)  
 2013: Will Clyburn (14.9 pts, 6.8 rbs)  
 2014: DeAndre Kane (17.1 pts, 6.8 rbs, 5.9 assts)  
 2016: Deonte Burton (9.7 pts, 3.9 rbs)

ISU has three transfers eligible this season: Darrell Bowie, Merrill Holden, Nick Weiler-Babb.

## HILTON MAGIC

- Hilton Coliseum has long been considered one of the toughest places to play in college basketball. Built in 1971, ISU has recorded a 75.6 pct. winning mark (525-169).
- Iowa State sold a school-record 12,226 season tickets for 2016-17.
- ISU has been ranked in the top-30 nationally in attendance the last seven seasons.
- Iowa State has 49 sellouts in the last five seasons.
- ISU is 79-7 in the last six seasons at home.

## IOWA STATE VS. RANKED OPPONENTS

- Iowa State is 96-245 all-time against ranked opponents (ranked at tip)...ISU went 4-8 last season against ranked foes...ISU's 22 wins against ranked opponents since 2013-14 are the third-most nationally.
- ISU has defeated 18 of its last 22 ranked opponents in Hilton Coliseum.
- ISU is 6-9 against ranked non-conference foes at Hilton Coliseum. The Cyclones have won the last five meetings: 2014-15: #18 Arkansas; 2013-14: #23 Iowa; 2013-14: #7 Michigan; 2005-06: #12 Iowa; 2004-05: #19 Virginia.

**At Home:** 64-73  
**On Road:** 12-125  
**Neutral Site:** 20-47

## WINS VS. TOP-25 LAST FOUR SEASONS

1.	Kansas	30
2.	Oklahoma	23
3.	<b>Iowa State</b>	<b>22</b>
4.	Wisconsin	19
5.	Duke	19
6.	N. Carolina	18
	Baylor	18
8.	Michigan State	17
	Kentucky	17
	Villanova	17

## FROM DISTANCE

- Iowa State has made a 3-pointer in 305 consecutive games...the last time the Cyclones were shut out from beyond the arc was on Nov. 9, 2007 vs. Winston-Salem State.
- ISU has led the Big 12 in 3-pointers made in four of the last six seasons.
- Monté Morris, Nazareth Mitrou-Long and Matt Thomas have combined for 449 career made 3-pointers, the third-most by any three teammates in the nation.

## CYCLONES SIGN THREE 4-STAR RECRUITS

- Steve Prohm's second signing class was the top class in school history during the internet recruiting era. The class ranked No. 19 by 247sports and included three

four-star commits:

Lindell Wigginton - No. 1 Canadian Recruit (6-2/G/Dartmouth, Nova Scotia/Oak Hill Academy)  
 Terrence Lewis - No. 59 by ESPN (6-5/G/Milwaukee, Wis./Riverside)  
 Darius McNeill - Four-star by ESPN (6-5/G/Milwaukee, Wis./Riverside)

## AWARDS & HONORS

### PRESEASON

**All-Big 12**  
 Monté Morris  
**Preseason Big 12 Player of the Year**  
 Monté Morris  
**Naismith Trophy Watch List**  
 Monté Morris  
**Bob Cousy Award Watch List**  
 Monté Morris  
**Wooden Award Preseason Top 50**  
 Monté Morris  
**Lute Olson Award Watch List**  
 Monté Morris  
**Associated Press Preseason All-America**  
 Monté Morris  
**Sports Illustrated Preseason All-America**  
 Monté Morris (second team)  
**NBCSports.com Preseason All-America**  
 Monté Morris (second team)  
**CBSSports.com Preseason All-America**  
 Monté Morris (second team)

### IOWA STATE IN THE AP/COACHES TOP-25

Preseason -	24/NR	Jan. 16 -	-
Nov. 14 -	20/23	Jan. 23 -	-
Nov. 21 -	21/22	Jan. 30 -	-
Nov. 28 -	-	Feb. 6 -	-
Dec. 5 -	-	Feb. 13 -	-
Dec. 12 -	-	Feb. 20 -	-
Dec. 19 -	-	Feb. 27 -	-
Dec. 26 -	-	March 6 -	-
Jan. 2 -	-	March 13 -	-
Jan. 9 -	-	Postseason -	-

### TEAM MISCELLANEOUS STATS

LARGEST LEAD	68-The Citadel
LARGEST MARGIN OF VICTORY	67-The Citadel
LARGEST DEFICIT	9-Indiana State
LARGEST MARGIN OF DEFEAT	-
LARGEST HALFTIME LEAD	40-The Citadel
LARGEST HALFTIME DEFICIT	-
LARGEST IOWA STATE RUN	18-The Citadel
LARGEST OPPONENT RUN	7-Indiana State (2x)

### SHOOTING PERCENTAGE IN A HALF

<b>High</b>		
<b>ISU</b>	65.1% (28-43)	2nd vs. The Citadel (11-20-16)
<b>Opp.</b>	58.6% (17-29)	1st vs. Indiana State (11-24-16)

<b>Low</b>		
<b>ISU</b>	28.9% (11-38)	2nd vs. Indiana State (11-24-16)
<b>Opp.</b>	17.5% (7-40)	1st vs. The Citadel (11-20-16)

### BENCH SCORING

	<b>Points</b>	<b>PPG</b>	<b>Pct. of Scoring</b>
<b>ISU</b>	134	33.5	34.4%
<b>Opp.</b>	134	33.5	51.5%

Season High - 49 vs. The Citadel (11-20-16)

### RECORD WITH STARTERS

Burton, Holden, Mitrou-Long, Morris, Thomas 4-0

### DOUBLE-DIGIT SCORING RECORDS

<b>1 player</b>	0-0	<b>2 players</b>	0-0	<b>3 players</b>	0-0
<b>4 players</b>	1-0	<b>5 players</b>	2-0	<b>6 players</b>	0-0
<b>7 players</b>	0-0	<b>8 players</b>	1-0		

### STREAKS

#### All Opponents

<b>Total</b>	Won 4	<b>Home</b>	Won 7
<b>Road</b>	Lost 4	<b>Neutral</b>	Won 1

#### Big 12 Conference Opponents

<b>Total</b>	Lost 2	<b>Home</b>	Won 4
<b>Road</b>	Lost 4	<b>Neutral</b>	Lost 1

#### Non-Conference Opponents

<b>Total</b>	Won 4	<b>Home</b>	Won 37
<b>Road</b>	Lost 1	<b>Neutral</b>	Won 1

#### AP/Coaches Top-25 ranked Teams

<b>Total</b>	Lost 5	<b>Home</b>	Won 1
<b>Road</b>	Lost 4	<b>Neutral</b>	Lost 2

- Last win over ranked team: February 13, 2016-#24 Texas, 85-75
- Last home win over ranked team: February 13, 2016-#24 Texas, 85-75
- Last road win over ranked team: December 22, 2015-#22 Cincinnati, 81-79
- Last neutral win over ranked team: March 14, 2015-#9 Kansas, 70-66

### THE LAST TIME IOWA STATE...

**Scored 100 pts:** 130 vs. The Citadel (11-20-16)  
**Shot 60 pct. from field:** 60.5 (52-86) vs. The Citadel (11-20-16)  
**Shot under 30 pct. from field:** 29.7 (19-64) vs. Maryland (11-25-14)  
**Had 10 3-pointers:** 10 vs. Virginia (3-25-16)  
**Had 40 FT attempts:** 41 vs. Drake (12-15-09)  
**Had 50 rebounds:** 63 vs. The Citadel (11-20-16)  
**Had 60 rebounds:** 63 vs. The Citadel (11-20-16)  
**Had 30 assists:** 31 vs. The Citadel (11-20-16)  
**Had 10 steals:** 10 vs. Indiana State (11-24-16)  
**Had six players with 10 pts:** 8 vs. The Citadel (11-20-16)  
 (Bowie, Holden, Jackson, Mitrou-Long, Morris, Thomas, Weiler-Babb, Young)  
**Had three players with 20 pts:** 3 vs. TCU (2-20-16)  
 (Nader 26, Niang 24, Morris 20)  
**Had three players w/double-double:** 3 vs. Buffalo (12-7-15)  
 (McKay, Morris, Niang)

### THE LAST TIME A CYCLONE HAD...

**40 points:** 48, Melvin Ejim vs. TCU (2-8-14)  
**30 points:** 30, Georges Niang vs. Virginia (3-25-16)  
**5 3-pointers:** 5, Matt Thomas vs. Kansas State (2-27-16)  
**20 rebs.:** 20, Jared Homan vs. North Carolina (3-20-05)  
**15 rebs.:** 17, Jameel McKay vs. Kansas State (2-27-16)  
**10 assists:** 10, Monté Morris vs. The Citadel (11-20-16)  
**5 steals:** 5, Abdel Nader vs. Ark.-Pine Bluff (12-13-15)  
**5 blocks:** 6, Jameel McKay vs. UAB (3-19-15)  
**A Triple-Double:** Monté Morris vs. The Citadel (11-20-16)

### THE LAST TIME AN ISU OPPONENT...

**Scored 100 points:** 100 by Baylor (2-16-14)  
**Shot 60 pct. from field:** 60.0 (33-55) by Baylor (2-13-12)  
**Shot under 30 pct. from field:** 27.3 (21-77) by The Citadel (11-20-16)  
**Had 10 3-pointers:** 15 by The Citadel (11-20-16)  
**Had 50 rebounds:** 52 by UAB (3-19-15)  
**Had 30 assists:** 31 by Texas A&M (1-16-99)  
**Had six players with 10 points:** 6 by Baylor (2-16-16)

### THE LAST TIME AN ISU OPPONENT...

**40 points:** 40, Devin Smith, Virginia (12-6-04)  
**30 points:** 39, Buddy Hield, Oklahoma (3-10-16)  
**5 3-pointers:** 6, Tarik Phillip, West Virginia (2-22-16)  
**20 rebounds:** 21, Stacey King, Oklahoma (1-30-88)  
**15 rebounds:** 18, Devin Williams, West Virginia (2-2-16)  
**10 assists:** 11, Lester Medford, Baylor (1-19-16)  
**5 steals:** 5, Malique Trent, TCU (1-23-16)  
**5 blocks:** 5, Cameron Ridley, Texas (1-18-14)

### 2016-17 DOUBLE-DOUBLES

#### Player (# of Double-Doubles)

<i>Monté Morris (2)</i>	21 points-11 assists
Savannah State.....	17 points-10 rebounds-10 assists
<i>Nazareth Mitrou-Long (1)</i>	18 points-10 rebounds
Savannah State.....	10 points-13 rebounds
<i>Deonte Burton (1)</i>	13 points-10 rebounds
Mount St. Mary's.....	13 points-11 rebounds
<i>Darrell Bowie (2)</i>	
The Citadel.....	
Indiana State.....	

### MOST WINS PLAYED IN, IND. CAREER

98 - Georges Niang (2013-pres.) - missed one win  
 88 - Melvin Ejim (2011-14) - missed two wins  
 83 - Jacy Holloway (1994-97) - played every game  
**80 - Monté Morris (2014-pres.) - missed 0 wins**  
**78 - Nazareth Mitrou-Long (2013-pres.) - missed 25 wins**  
**78 - Matt Thomas (2014-pres.) - missed two wins**  
 78 - Fred Hoiberg (1992-95) - played every game  
 78 - Julius Michalik (1992-95) - played every game

### MOST WINS BY TEAM, 4-YEAR PERIOD

99 - 2013-16  
 99 - 2012-15  
 90 - 2011-14  
 86 - 2000-03  
 84 - 1998-01  
 84 - 1999-02  
**[80 - 2014-pres.]**

### #30 DEONTE BURTON

*LAST GAME:* 10 pts, 7 rbs, 4-15 FG; matched career-high w/15 FG attempts.

- Explosive athlete that can be mismatch for opposing posts.
- 2016 Big 12 Newcomer of the Year (Unanimous)
- Played 26 games last season after becoming eligible in mid-December following transfer from Marquette... averaged 9.7 pts.
- Has 6-11.5 wing span.

### #5 MERRILL HOLDEN (PRONOUNCED MUHRL)

*LAST GAME:* Played just 6 minutes (foul trouble)

- Graduate transfer from Louisiana Tech...general studies degree...pursuing master's degree in community development.
- Started final 16 games of 2015-16 averaging 10.2 pts and 5.3 rbs...averaged 8.1 pts and 5.0 rbs for the season.
- Has 7-2.5 wing span, the longest on the team.

### #15 NAZARETH MITROU-LONG (PRONOUNCED ME-TRUE)

*LAST GAME:* 5-6 FTs; 13 pts

- Fifth season at Iowa State after receiving medical redshirt last season...played eight games before shutting down his season because of persistent discomfort from offseason hip surgery.
- Was averaging 12.0 pts when his season was ended.
- 7th all-time at ISU with 169 career made 3-pointers.
- Earned bachelor's degree in communications studies in May 2016.

### #11 MONTÉ MORRIS (PRONOUNCED MAHN-TAY)

*LAST GAME:* 20 pts, 9 rbs; more TOs (2) than assists (1) for just third time in career (first time since FR year).

- Associated Press Preseason All-American.
- 2016 Preseason Big 12 Player of the Year & Cousy Award Watch List.
- Announced intent to return for his senior season on April 8.
- 24th all-time at ISU in scoring, 5th in assists and 6th in steals.
- Owns a 4.53 career assist-to-turnover ratio.
- One of the top performers at prestigious Nike Basketball Academy in summer of 2016.
- Terrific pick-and-roll decision maker.

### #21 MATT THOMAS

*LAST GAME:* 10pts...8 consecutive gms w/10+ pts.

- 2016 Big 12 Honorable Mention
- Had breakout season in 2015-16...averaged 11.0 points and hit 89 3-pointers at 43.2 percent clip.
- Has hit a 3-pointer in 29 consecutive games, the second-longest streak in school history.
- 174 career 3-pointers made is 6th all-time at ISU...next on list if former coach Fred Hoiberg (183).

### #10 DARRELL BOWIE (PRONOUNCED BO-EE)

*LAST GAME:* 13pts-11rbs; back-to-back double-doubles.

- Graduate transfer from Northern Illinois...organizational and corporate communications degree...pursuing master's degree in youth development.
- Sat out 2015-16 while recovering from shoulder injury.
- Averaged 13.1 points and 7.1 rebounds before being injured in 2014-15...finished season averaging 9.8 pts and 5.4 rbs.

### #1 NICK WEILER-BABB (PRONOUNCED WHY-LER)

*LAST GAME:* 7 pts, team-high 4 stls.

- Sat out last season after transferring from Arkansas.
- Saw action in 26 games averaging 4.8 minutes for the Razorbacks as a freshman.
- Brother Chris Babb played at Iowa State and in the NBA for the Boston Celtics...currently playing in Germany.

### #4 DONOVAN JACKSON

*LAST GAME:* Scoreless in 15 minutes.

- Played JUCO at Iowa Western Community College in Council Bluffs, Iowa...4-star recruit and No. 7 JUCO by 247sports.com.
- Saw action in 18 games as sophomore before season ended because of broken right wrist (non-shooting hand).
- Averaged 15.3 pts and shooting 49.5 percent behind the arc.

### #33 SOLOMON YOUNG

*LAST GAME:* DNP (left hand injury)

- Freshman from Sacramento, California...arrived at Iowa State physically ready to contribute.
- 3-star recruit picked ISU over offers from Washington, Arizona State and Nevada.
- Has a 7-2 wing span, second-longest on team.

### #00 SIMEON CARTER

*LAST GAME:* Suspended (team rules)

- Will return from suspension (team rules) against Miami.
- Sophomore post saw action in 15 games in rookie season.
- Continues to progress as a player...first full summer at ISU was this summer after arriving in August prior to freshman year...originally signed with SMU and Larry Brown.
- Has a 7-0.5 wing span.

### #13 JAKOLBY LONG (PRONOUNCED JUH-KOH-BEE)

*LAST GAME:* DNP (Coaches Decision)

- Played for his father, Terry, at Mustang High School in Mustang, Oklahoma.
- Oklahoma Class 6A Player of the Year.
- Team went 28-0 his junior season.
- Picked ISU over offers from Oklahoma State, Georgia and Missouri.

### #23 WES GREDER (PRONOUNCED GRE-DUR)

*LAST GAME:* DNP (Coaches Decision)

- Walk-on redshirted initial collegiate season.
- Grew up a Cyclone fan in Ames...attended Gilbert HS.

### #24 STUART NEZLEK

*LAST GAME:* DNP (Coaches Decision)

- Walk-on from River Forest, Illinois.
- Joined team in 2015-16.

### CYCLONES BY THE NUMBERS

**4** - Iowa State has captured four of the last five Big 12 Newcomer of the Year awards.

**4.53** - Monté Morris has a career assist-to-turnover ratio of 4.53...next best in the nation is Virginia's London Perrantes (2.93).

**6** - Iowa State has six newcomers eligible to play this season.

**10** - The Cyclones have won at least 10 Big 12 Conference games in the last five seasons

**20** - Steve Prohm is Iowa State's 20th head men's basketball coach.

**22** - Iowa State has won 22 games against top-25 teams in the last three seasons, third nationally.

**24** - 24 times Iowa State has had a player named to an All-America team, including 5 times in the last four seasons.

**25.4** - Prohm averaged 25.4 wins in his five seasons as a head coach.

**33.5** - Iowa State is averaging 33.5 points off the bench this season...last year's team averaged 10.5 points off the bench.

**37** - Iowa State has won 37 regular season home games in a row against nonconference opponents.

**38** - Morris has 38 career games without a TO.

**59** - Iowa State has been ranked in the AP Top-25 in 59 consecutive polls, a school record.

**90** - Morris has started 90 consecutive games for Iowa State, tied for fourth-longest streak in school history...he's expected to tie Barry Stevens for the third-longest streak against Miami.

**110** - This is the 110th season of Iowa State men's basketball.

**178** - Morris has 178 career steals, the eighth most in ISU history.

**305** - ISU has hit a 3-pointer in 305 consecutive games, a streak dating back to the 2007-08 season.

### ISU RECORDS

#### POINTS, CAREER

1.	2,502	Jeff Grayer, 1985-88
2.	2,228	Georges Niang, 2013-16
3.	2,190	Barry Stevens, 1982-85
4.	1,993	Fred Hoiberg, 1992-95
5.	1,892	Victor Alexander, 1988-91
6.	1,830	Marcus Fizer, 1998-2000
7.	1,825	Julius Michalik, 1992-95
8.	1,810	Jake Sullivan, 2001-04
9.	1,752	Hercle Ivy, 1973-76
10.	1,724	Justus Thigpen, 1990-93
11.	1,672	Zaid Abdul-Aziz, 1966-68
12.	1,651	Curtis Stinson, 2004-06
13.	1,643	Melvin Ejim, 2011-14
14.	1,539	Craig Brackins, 2008-10
15.	1,531	Andrew Parker, 1976-79
16.	1,498	Bill Cain, 1968-70
17.	1,446	Ron Harris, 1981-84
18.	1,364	Diante Garrett, 2008-11
19.	1,313	Jeff Hornacek, 1983-86
20.	1,280	Loren Meyer, 1992-95
21.	1,259	Robert Estes, 1979-82
22.	1,253	Gary Thompson, 1955-57
23.	1,245	Dean Uthoff, 1977-80
24.	1,209	<b>Monté Morris, 2014-pres.</b>
25.	1,186	Dedric Willoughby, 1996-97
26.	1,124	Jared Homan, 2002-05
27.	1,106	Scott Christopherson, 2010-12
28.	1,078	Will Blalock, 2004-06
29.	1,075	Rahshon Clark, 2005-08
30.	1,032	Terry Woods, 1987-90
31.	1,027	Vince Brewer, 1960-63
32.	1,000	Al Koch, 1964-66

#### CONSECUTIVE GAMES WITH A 3-POINTER

1.	35	Scott Christopherson, 2010-12
2.	29	<b>Matt Thomas, 2016-17</b>
3.	27	Mike Taylor, 2006-07
4.	21	Nazareth Mitrou-Long, 2014-15
	21	Dedric Willoughby, 1996-97
6.	20	Tyrus McGee, 2012
	20	Chris Allen, 2011-12
8.	18	Chris Babb, 2012

#### 3-POINTERS MADE, CAREER

1.	270	Jake Sullivan, 2001-04
2.	198	Scott Christopherson, 2010-12
3.	190	Dedric Willoughby, 1996-97
4.	188	Georges Niang, 2013-16
5.	183	Fred Hoiberg, 1992-95
6.	174	<b>Matt Thomas, 2014-pres.</b>
7.	169	<b>Nazareth Mitrou-Long, 2013-pres.</b>
8.	146	Tyrus McGee, 2012-13
	146	Michael Nurse, 1999-2000
10.	129	Chris Babb, 2012-13
11.	128	Hurl Beechum, 1992-95
12.	125	Justus Thigpen, 1990-93
13.	122	Lucca Staiger, 2009-10
14.	108	Jamie Vanderbeken, 2009-11
15.	106	<b>Monté Morris, 2014-pres.</b>
	106	Kantrail Horton, 2000-01
17.	102	Rahshon Clark, 2005-08
18.	100	Will Blalock, 2004-06
19.	98	Diante Garrett, 2008-11
20.	97	Bryan Petersen, 2008-09

#### ASSISTS, CAREER

1.	665	Jeff Hornacek, 1983-86
2.	611	Diante Garrett, 2008-11
3.	600	Gary Thompkins, 1985-88
4.	592	Jacy Holloway, 1994-97
5.	576	<b>Monté Morris, 2014-pres.</b>
6.	564	Terry Woods, 1987-90
7.	464	Will Blalock, 2004-06
8.	448	Curtis Stinson, 2004-06
9.	431	Jamaal Tinsley, 2000-01
10.	421	Georges Niang, 2013-pres.
11.	374	Justus Thigpen, 1990-93
12.	350	Fred Hoiberg, 1992-95
13.	308	Julius Michalik, 1992-95
14.	296	Ron Bayless, 1992-93

#### ASST/TO RATIO, CAREER

1.	4.53	<b>Monté Morris, 2014-pres.</b>
2.	2.82	Jacy Holloway, 1994-97
3.	2.37	Jeff Hornacek, 1983-86
4.	1.97	Will Blalock, 2004-06
5.	1.90	Gary Thompkins, 1985-88

#### STEALS, CAREER

1.	211	Jeff Hornacek, 1983-86
2.	210	Justus Thigpen, 1990-93
3.	207	Fred Hoiberg, 1992-95
4.	200	Curtis Stinson, 2004-06
5.	199	Jeff Grayer, 1985-88
6.	178	<b>Monté Morris, 2014-pres.</b>
7.	177	Will Blalock, 2004-06
	177	Jamaal Tinsley, 2000-01
9.	169	Ron Harris, 1981-84
10.	153	Diante Garrett, 2008-11
11.	146	Melvin Ejim, 2011-14
	146	Terry Woods, 1987-90
13.	143	Rahshon Clark, 2005-08
14.	134	Julius Michalik, 1992-95
15.	133	Terrence Allen, 1981-84

#### CONSECUTIVE GAMES STARTED

1.	111	Ron Harris, 1981-84
2.	109	Jeff Hornacek, 1983-86
3.	91	Barry Stevens, 1982-85
4.	90	<b>Monté Morris, 2014-pres.</b>
	90	Diante Garrett, 2008-11

#### COMPLETE GAMES, CAREER

1.	30	Jeff Hornacek, 1983-86
2.	28	Barry Stevens, 1982-85
3.	25	Ron Harris, 1981-84
4.	18	Dedric Willoughby, 1996-97
5.	17	Jacy Holloway, 1994-97
6.	13	Jeff Grayer, 1985-88
7.	11	Shane Power, 2001-02
8.	10	<b>Monté Morris, 2014-pres.</b>
	10	Fred Hoiberg, 1992-95
	10	Lefty Moore, 1980-81

#### BIG 12 RECORDS

##### ASSISTS, CAREER

1.	954	Aaron Miles, KU, 2001-05
2.	793	Doug Gottlieb, OSU, 1998-00
3.	668	Kirk Hinrich, KU, 1999-03
4.	636	John Roberson, TCU, 2007-11
5.	611	Diante Garrett, ISU, 2007-11
6.	576	<b>Monté Morris, ISU, 2014-pres.</b>
	575	Tyshawn Taylor, KU, 2008-12
8.	552	Sherron Collins, KU, 2006-10
9.	550	Bernard King, TAMU, 1999-03
10.	545	Byron Eaton, OSU, 2005-09
	545	Acie Law, TAMU, 2003-07

##### STEALS, CAREER

1.	353	Cookie Belcher, NU, 1997-01
2.	283	Mario Chalmers, KU, 2005-08
3.	267	Byron Eaton, OSU, 2005-09
4.	264	Aaron Miles, KU, 2001-05
5.	247	Russell Robinson, KU, 2004-08
6.	224	A.J. Walton, BU, 2009-13
	224	Hollis Price, OU, 1999-03
8.	210	Jacob Pullen, KSU, 2007-11
9.	206	Kirk Hinrich, KU, 1999-03
10.	204	Ronald Ross, TCU, 2001-05
--	178	<b>Monté Morris, ISU, 2014-pres.</b>

##### VS. RANKED FOES

###### Most Wins vs. Ranked Teams, Season

1.	9-2014-15
	9-2013-14
3.	7-1999-2000
4.	5-2004-05
	5-1991-92
6.	4-2015-16
	4-2000-01
	4-1987-88
9.	3-2012-13
	3-1996-97
	3-1994-95
	3-1985-86

###### Most Top-25 Showdowns, Season

1.	13-2014-15
2.	12-2015-16
3.	11-2013-14
4.	9-1994-95
5.	7-1999-2000
	7-1996-97
7.	5-1956-57
8.	4-1995-96
	4-1987-88
10.	3-2000-01

### PLAYER MISCELLANEOUS STATS

#### CAREER PRODUCTION

##### 10-19 Point Games

Morris	57
Thomas	40
Mitrou-Long	29
Burton	29
Bowie	26
Holden	11
Weiler-Babb	2
Young	2
Jackson	1

##### 20-29 Point Games

Morris	12
Mitrou-Long	6
Burton	3
Bowie	2
Thomas	2

##### 10+ Rebound Games

Bowie	8
Burton	2
Holden	1
Mitrou-Long	1
Morris	1
Thomas	1

##### 5+ Assist Games

Morris	62
Mitrou-Long	6
Weiler-Babb	1

##### 10+ Assist Games

Morris	13
--------	----

##### Career Starts

Morris	90
Bowie	66
Mitrou-Long	52
Thomas	46
Holden	21
Burton	13

##### Career Double-Doubles

Morris	7
Bowie	4
Burton	2
Holden	1
Mitrou-Long	1

#### 2016-17 PRODUCTION

##### GAMES LEADING ISU IN...

<b>Scoring</b>	3	<b>10+ Rebound Games</b>	3
Morris	3	Bowie	3
Mitrou-Long	1	Burton	1
<b>Rebounding</b>	1	Mitrou-Long	1
Bowie	3	Morris	1
Burton	1	<b>5+ Assist Games</b>	1
Mitrou-Long	1	Mitrou-Long	2
Morris	1	Morris	2
<b>Assists</b>	3	Weiler-Babb	1
Morris	3	<b>10+ Assist Games</b>	2
Burton	1	Morris	2
Jackson	1	<b>Season Double-Doubles</b>	2
Mitrou-Long	1	Bowie	2
Thomas	1	Burton	1
Weiler-Babb	1	Mitrou-Long	1
<b>Steals</b>	1	Morris	1
Weiler-Babb	2	<b>Season Triple-Doubles</b>	1
Burton	1	Morris	1
Mitrou-Long	1	<b>Season Dunks</b>	1
Morris	1	Holden	5
<b>Blocks</b>	1	Weiler-Babb	4
Young	2	Burton	3
Burton	2	Bowie	2
Bowie	1	Carter	1
Greder	1	Mitrou-Long	1
Holden	1	Young	1
Weiler-Babb	1	<b>Charges Taken</b>	3
<b>10-19 Point Games</b>	1	Mitrou-Long	3
Thomas	4	Morris	2
Holden	2	Jackson	1
Mitrou-Long	2	<b>First Sub</b>	3
Morris	2	Bowie	3
Weiler-Babb	2	Young	1
Young	2		
Bowie	2		
Burton	2		
Jackson	1		
<b>20-29 Point Games</b>	1		
Morris	2		
Mitrou-Long	1		

## IOWA STATE...

	2016-17	Prohm	Streak
Against non-conference foes:	4-0	17-3	W4
Against Big 12 foes:	0-0	10-9	L1
When outrebounded opponent:	4-0	14-3	W4
When outrebounded by opponent:	0-0	10-8	L1
When rebounds are tied:	0-0	3-1	L1
When ahead at half:	4-0	24-3	W10
When opponent is ahead at half:	0-0	3-7	L1
When game is tied at the half:	0-0	0-2	L2
When shoots 50 percent or better:	2-0	16-7	W2
When shoots less than 50 percent:	2-0	11-5	W2
When shoots better than opponent:	3-0	24-6	W5
When shoots worse than opponent:	1-0	3-6	W1
When makes 10 or more 3-pointers:	0-0	9-5	W2
When makes 10 or less 3-pointers:	4-0	18-7	W4
When commits more TO than opponent:	0-0	4-9	L3
When commits less TO than opponent:	4-0	21-3	W8
When commit same number of TO:	0-0	2-0	W2
When scores 59 points or less:	0-0	1-0	W1
When scores 60-69 points:	0-0	2-1	W1
When scores 70-79 points:	2-0	7-5	W2
When scores 80-89 points:	0-0	10-4	W1
When scores 90-99 points:	2-0	7-2	W4
When scores 100 or more points:	2-0	4-0	W7
When opponent scores 59 points or less:	1-0	3-0	W14
When opponent scores 60-69 points:	1-0	12-0	W12
When opponent scores 70-79 points:	2-0	8-2	W2
When opponent scores 80-89 points:	0-0	4-6	L1
When opponent scores 90-99:	0-0	0-4	L6
When opponent scores 100 or more points:	0-0	0-1	L15
When game is decided by five or less points:	1-0	5-7	W1
When game is decided by 6-10 points:	0-0	5-4	L1
When game is decided by 11 or more points:	3-0	17-1	W3
When reaching 40 points first:	4-0	25-6	W6
When opponent reaches 40 points first:	0-0	2-6	L4
When leading with five minutes left:	4-0	26-7	W6
When trailing with five minutes left:	0-0	1-3	L3
When game is tied with five minutes left:	0-0	0-2	L2
When leading with one minute left:	3-0	24-0	W24
When trailing with one minute left:	1-0	2-12	W1
When game is tied with one minute left:	0-0	1-0	W2
When outscoring opponents' bench:	3-0	6-2	W4
When opponents' bench outscores ISU:	1-0	20-10	W1
When both benches score same:	0-0	0-1	L1
When making more FT than opponent:	3-0	19-2	W4
When making less FT than opponent:	1-0	6-9	W1
When making same number of FT:	0-0	2-1	L1
When making 15 or more free throws:	2-0	6-2	W3
When making less than 15 free throws:	2-0	21-10	W2
When opponent makes 15 or more FT:	0-0	2-7	L3
When opponent makes less than 15 FT:	4-0	25-4	W6
At home:	3-0	17-2	W7
On the road:	0-0	4-7	L4
At neutral sites:	1-0	6-3	W1
On ESPN Networks:	1-0	15-11	W1
vs. AP Top-25 Teams:	0-0	4-8	L5
vs. AP Top-15 Teams:	0-0	2-7	L6
vs. AP Top-10 Teams:	0-0	2-5	L4
In Overtime:	0-0	0-3	L3
In November:	4-0	9-0	W9
In December:	0-0	6-1	W2
In January:	0-0	5-4	L1
In February:	0-0	5-4	W2
In March:	0-0	2-3	L1
In April:	0-0	0-0	-

## STREAKS

### IOWA STATE HOMECOURT STREAKS

- 39- 2/16/99-11/30/01 (four seasons)
- 22- 1/18/12-2/25/13 (two seasons)  
22- 2/16/85-12/22/86 (three seasons)
- 21- 3/4/92-12/21/93 (three seasons)  
21- 1/25/14-2/25/15 (two seasons)

Current streak - 6 (2/13/16-present)

### IOWA STATE CONFERENCE HOMECOURT STREAKS

- 18- 2/16/99-1/9/02 (four seasons)
- 14- 1/18/12-2/25/13 (two seasons)  
14- 1/25/14-2/25/15 (two seasons)
- 12- 2/16/85-1/20/87 (three seasons)
- 9- 2/10/34-1/25/36 (three seasons)

Current streak - 4 (2/13/16-present)

### IOWA STATE NONCONFERENCE HOMECOURT STREAKS

- 41- 1/2/91-12/9/95
- 37- 12/6/11-present**
- 28- 11/23/98-12/1/01
- 21- 11/28/03-11/26/05

Current streak - 37 (12/6/11-present)


## TEAM RECORDS

### TOP SINGLE-GAME 3-POINTERS MADE

- 17 vs. Kansas (2-25-13)
- 16 vs. Northern Colorado (11-22-11)
- 15 vs. UNC Wilmington (11-10-13)  
15 vs. Oklahoma (2-4-12)  
15 vs. UW-Milwaukee (11-16-08)
- \*14 vs. Chattanooga (11-23-15)  
14 vs. Oklahoma (2-9-15)  
14 vs. Kansas (1-9-13)  
14 vs. TCU (2-16-13)  
14 vs. West Virginia (3-9-13)  
14 vs. Rice (11-26-11)  
14 vs. Kansas (2-12-11)  
14 vs. Baylor (1-15-11)  
14 vs. Drake (11-17-09)

\*Under Steve Prohm





**SIMEON CARTER**

So. • F • 6-8, 227  
Charlotte, N.C.

**Miscellaneous Stats**

Category	2016-17	Career
Double-Figure Points	-	-

**SEASON HIGHS**

FG:.....2 vs. Savannah State (11-11-16)  
 FGA:.....2 vs. Savannah State (11-11-16)  
 3FG:.....N/A  
 3FGA:.....N/A  
 FT:.....2 vs. Savannah State (11-11-16)  
 FTA:.....3 vs. Savannah State (11-11-16)  
 OReb:.....1 vs. Savannah State (11-11-16)  
 DReb:.....1 vs. Savannah State (11-11-16)  
 Reb:.....2 vs. Savannah State (11-11-16)  
 PF:.....N/A  
 Points:.....6 vs. Savannah State (11-11-16)  
 Assists:.....N/A  
 TO:.....N/A  
 Blocks:.....N/A  
 Steals:.....N/A  
 Min:.....4 vs. Savannah State (11-11-16)

**CAREER HIGHS**

FG:.....2, twice  
 FGA:.....3 vs. Coppin State (12-30-15)  
 3FG:.....N/A  
 3FGA:.....N/A  
 FT:.....2 vs. Savannah State (11-11-16)  
 FTA:.....3, twice  
 OReb:.....1, three times  
 DReb:.....1, five times  
 Reb:.....2, twice  
 PF:.....1, five times  
 Points:.....6 vs. Savannah State (11-11-16)  
 Assists:.....N/A  
 TO:.....1 vs. Coppin State (12-30-15)  
 Blocks:.....2 vs. Coppin State (12-30-15)  
 Steals:.....N/A  
 Min:.....10 vs. Coppin State (12-30-15)

Year	GP-GS	Min/Avg	Total		3-Point		FT-FTA		Rebounds		PF-FO	Ast	TO	Blk	Stl	Pts/Avg	
			FG-FGA	Pct	FG-FGA	Pct	Pct	Off-Def	Tot	Avg							
2015-16	15-0	40/2.7	5-10	.500	0-0	.000	0-3	.000	2-4	6	0.4	5-0	0	1	2	0	10/0.7
2016-17	1-0	4/4.0	2-2	1.000	0-0	.000	2-3	.667	1-1	2	2.0	0-0	0	0	0	0	6/6.0
<b>TOTAL</b>	<b>16-0</b>	<b>44/2.8</b>	<b>7-12</b>	<b>.583</b>	<b>0-0</b>	<b>.000</b>	<b>2-6</b>	<b>.333</b>	<b>3-5</b>	<b>8</b>	<b>0.5</b>	<b>5-0</b>	<b>0</b>	<b>1</b>	<b>2</b>	<b>0</b>	<b>16/1.0</b>



**NICK WEILER-BABB**

So. • G • 6-5, 200  
Arlington, Texas

**Miscellaneous Stats**

Category	2016-17	Career
Double-Figure Points	2	2
5+ Rebounds	4	4
Consecutive Games w/10+ points	-	-
Consecutive Games w/5+ rebounds	4	4

**SEASON HIGHS**


FG:.....5 vs. Mount St. Mary's (11-14-16)  
 FGA:.....8, twice  
 3FG:.....1 vs. Indiana State (11-24-16)  
 3FGA:.....2 vs. Indiana State (11-24-16)  
 FT:.....2 vs. The Citadel (11-20-16)  
 FTA:.....3 vs. The Citadel (11-20-16)  
 OReb:.....3 vs. Savannah State (11-11-16)  
 DReb:.....4, three times  
 Reb:.....7 vs. Savannah State (11-11-16)  
 PF:.....1, three times  
 Points:.....10, twice  
 Assists:.....5 vs. The Citadel (11-20-16)  
 TO:.....2 vs. The Citadel (11-20-16)  
 Blocks:.....1 vs. Indiana State (11-24-16)  
 Steals:.....4 vs. Indiana State (11-24-16)  
 Min:.....23 vs. Mount St. Mary's (11-14-16)

**CAREER HIGHS**

FG:.....5 vs. Mount St. Mary's (11-14-16)  
 FGA:.....8, twice  
 3FG:.....1, four times  
 3FGA:.....2, twice  
 FT:.....2 vs. Georgia (3-14-15)  
 FTA:.....3 vs. The Citadel (11-20-16)  
 OReb:.....3 vs. Savannah State (11-11-16)  
 DReb:.....4, three times  
 Reb:.....7 vs. Savannah State (11-11-16)  
 PF:.....2 vs. Georgia (3-14-15)  
 Points:.....10, twice  
 Assists:.....5, twice  
 TO:.....2, twice  
 Blocks:.....1, three times  
 Steals:.....4 vs. Indiana State (11-24-16)  
 Min:.....23 vs. Mount St. Mary's (11-14-16)

Year	GP-GS	Min/Avg	Total		3-Point		FT-FTA		Rebounds		PF-FO	Ast	TO	Blk	Stl	Pts/Avg	
			FG-FGA	Pct	FG-FGA	Pct	Pct	Off-Def	Tot	Avg							
2014-15	26-0	125/4.8	7-22	.318	3-9	.333	2-2	1.000	6-14	20	0.8	7-0	14	5	3	5	19/0.7
2015-16																	
2016-17	4-0	87/21.8	15-27	.556	1-3	.333	2-3	.667	8-15	23	5.8	3-0	12	3	1	9	33/8.3
<b>TOTAL</b>	<b>30-0</b>	<b>212/7.1</b>	<b>22-49</b>	<b>.449</b>	<b>4-12</b>	<b>.333</b>	<b>4-5</b>	<b>.800</b>	<b>14-29</b>	<b>43</b>	<b>1.4</b>	<b>10-0</b>	<b>26</b>	<b>8</b>	<b>4</b>	<b>14</b>	<b>52/1.7</b>

Year	GP-GS	Min/Avg	Total		3-Point		FT-FTA		Rebounds		PF-FO	Ast	TO	Blk	Stl	Pts/Avg	
			FG-FGA	Pct	FG-FGA	Pct	Pct	Off-Def	Tot	Avg							
2016-17	4-0	87/21.8	15-27	.556	1-3	.333	2-3	.667	8-15	23	5.8	3-0	12	3	1	9	33/8.3
<b>TOTAL</b>	<b>4-0</b>	<b>87/21.8</b>	<b>15-27</b>	<b>.556</b>	<b>1-3</b>	<b>.333</b>	<b>2-3</b>	<b>.667</b>	<b>8-15</b>	<b>23</b>	<b>5.8</b>	<b>3-0</b>	<b>12</b>	<b>3</b>	<b>1</b>	<b>9</b>	<b>33/8.3</b>



**DONOVAN JACKSON**

Jr. • G • 6-2, 175  
Milwaukee, Wis.

**Miscellaneous Stats**

Category	2016-17	Career
Double-Figure Points	1	1

Year	GP-GS	Min/Avg	Total		3-Point		FT-FTA	Pct	Off-Def	Rebounds		PF-FO	Ast	TO	Blk	Stl	Pts/Avg
			FG-FGA	Pct	FG-FGA	Pct				Tot	Avg						
2016-17	4-0	67/16.8	6-19	.316	1-7	.143	2-5	.400	0-2	2	0.5	3-0	8	4	0	1	15/3.8
<b>TOTAL</b>	<b>4-0</b>	<b>67/16.8</b>	<b>6-19</b>	<b>.316</b>	<b>1-7</b>	<b>.143</b>	<b>2-5</b>	<b>.400</b>	<b>0-2</b>	<b>2</b>	<b>0.5</b>	<b>3-0</b>	<b>8</b>	<b>4</b>	<b>0</b>	<b>1</b>	<b>15/3.8</b>

**CAREER HIGHS**

FG:.....4 vs. The Citadel (11-20-16)  
 FGA:.....7 vs. The Citadel (11-20-16)  
 3FG:.....1 vs. The Citadel (11-20-16)  
 3FGA:.....3 vs. The Citadel (11-20-16)  
 FT:.....1, twice  
 FTA:.....2 vs. The Citadel (11-20-16)  
 OReb:.....N/A  
 DReb:.....1, twice  
 Reb:.....1, twice  
 PF:.....1, three times  
 Points:.....10 vs. The Citadel (11-20-16)  
 Assists:.....4 vs. Mount St. Mary's (11-14-16)  
 TO:.....2 vs. The Citadel (11-20-16)  
 Blocks:.....N/A  
 Steals:.....1 vs. The Citadel (11-20-16)  
 Min:.....20 vs. The Citadel (11-20-16)



**MERRILL HOLDEN**

Sr. • F • 6-8, 224  
Chicago, Ill.

**Miscellaneous Stats**

Category	2016-17	Career
Double-Figure Points	2	11
Double-Figure Rebounds	-	1
Double-Doubles	-	1
2+ Blocks	-	9

**SEASON HIGHS**

FG:.....5 vs. Savannah State (11-11-16)  
 FGA:.....6, twice  
 3FG:.....N/A  
 3FGA:.....N/A  
 FT:.....5 vs. The Citadel (11-20-16)  
 FTA:.....6 vs. The Citadel (11-20-16)  
 OReb:.....5 vs. The Citadel (11-20-16)  
 DReb:.....4 vs. The Citadel (11-20-16)  
 Reb:.....9 vs. The Citadel (11-20-16)  
 PF:.....4, twice  
 Points:.....13 vs. The Citadel (11-20-16)  
 Assists:.....N/A  
 TO:.....2 vs. Savannah State (11-11-16)  
 Blocks:.....1 vs. Savannah State (11-11-16)  
 Steals:.....N/A  
 Min:.....21 vs. Savannah State (11-11-16)

**CAREER HIGHS**


FG:.....7 vs. UTSA (2-18-16)  
 FGA:.....11 vs. Rice (2-27-16)  
 3FG:.....1, twice  
 3FGA:.....2 vs. East Tennessee State (3-28-16)  
 FT:.....6, twice  
 FTA:.....9 vs. Middle Tennessee State (2-11-16)  
 OReb:.....7 vs. UTSA (2-18-16)  
 DReb:.....9 vs. North Texas (2-25-16)  
 Reb:.....11 vs. North Texas (2-25-16)  
 PF:.....5, many times  
 Points:.....18 vs. UTSA (2-18-16)  
 Assists:.....1, four times  
 TO:.....4, twice  
 Blocks:.....4, twice  
 Steals:.....2 vs. North Texas (2-6-16)  
 Min:.....38 vs. North Texas (2-25-16)

Career Stats			Total		3-Point		Rebounds										
Year	GP-GS	Min/Avg	FG-FGA	Pct	FG-FGA	Pct	FT-FTA	Pct	Off-Def	Tot	Avg	PF-FO	Ast	TO	Blk	Stl	Pts/Avg
2014-15	27-1	178/6.6	17-28	.607	0-1	.000	12-26	.462	18-17	35	1.3	25-0	2	6	11	4	46/1.7
2015-16	23-16	717/31.2	65-126	.516	2-9	.222	55-77	.714	47-68	115	5.0	78-6	2	32	26	9	187/8.1
2016-17	4-4	53/13.3	9-14	.643	0-0	.000	7-10	.700	10-6	16	4.0	12-0	0	3	1	0	25/6.3
<b>TOTAL</b>	<b>55-21</b>	<b>948/17.2</b>	<b>91-168</b>	<b>.542</b>	<b>2-10</b>	<b>.200</b>	<b>74-113</b>	<b>.655</b>	<b>75-91</b>	<b>166</b>	<b>3.0</b>	<b>115-6</b>	<b>4</b>	<b>41</b>	<b>39</b>	<b>13</b>	<b>258/4.7</b>

Iowa State Stats			Total		3-Point		Rebounds										
Year	GP-GS	Min/Avg	FG-FGA	Pct	FG-FGA	Pct	FT-FTA	Pct	Off-Def	Tot	Avg	PF-FO	Ast	TO	Blk	Stl	Pts/Avg
2016-17	4-4	53/13.3	9-14	.643	0-0	.000	7-10	.700	10-6	16	4.0	12-0	0	3	1	0	25/6.3
<b>TOTAL</b>	<b>4-4</b>	<b>53/13.3</b>	<b>9-14</b>	<b>.643</b>	<b>0-0</b>	<b>.000</b>	<b>7-10</b>	<b>.700</b>	<b>10-6</b>	<b>16</b>	<b>4.0</b>	<b>12-0</b>	<b>0</b>	<b>3</b>	<b>1</b>	<b>0</b>	<b>25/6.3</b>

Consecutive Starts		4
Consecutive Games w/10+ points		-



**DARRELL BOWIE**

Sr. • F • 6-8, 218  
Milwaukee, Wis.

**Miscellaneous Stats**

Category	2016-17	Career
Double-Figure Points	2	13
20+ Points	-	2
Double-Figure Rebounds	3	8
Double-Doubles	2	4
Consecutive Games w/10+ Points		2
Consecutive Games w/10+ Rebounds		2
Consecutive Double-Doubles		2

**SEASON HIGHS**


FG: .....5, twice  
 FGA: .....9 vs. Indiana State (11-24-16)  
 3FG: .....N/A  
 3FGA: .....1 vs. Indiana State (11-24-16)  
 FT: .....3, twice  
 FTA: .....12 vs. Indiana State (11-24-16)  
 OReb: .....6 vs. Indiana State (11-24-16)  
 DReb: .....9 vs. The Citadel (11-20-16)  
 Reb: .....11 vs. Indiana State (11-24-16)  
 PF: .....3 vs. Indiana State (11-24-16)  
 Points: .....13, twice  
 Assists: .....4 vs. The Citadel (11-20-16)  
 TO: .....4 vs. Savannah State (11-11-16)  
 Blocks: .....1 vs. Indiana State (11-24-16)  
 Steals: .....2, twice  
 Min: .....27 vs. Indiana State (11-24-16)

**CAREER HIGHS**

FG: .....7, twice  
 FGA: .....14, four times  
 3FG: .....2, twice  
 3FGA: .....4, twice  
 FT: .....11 vs. St. Joseph's (Ind.) (11-24-13)  
 FTA: .....14 vs. St. Joseph's (Ind.) (11-24-13)  
 OReb: .....7 vs. Iowa State (12-31-13)  
 DReb: .....9, twice  
 Reb: .....13 vs. Iowa State (12-31-13)  
 PF: .....5 vs. Kent State (1-29-14)  
 Points: .....23 vs. St. Joseph's (Ind.) (11-24-13)  
 Assists: .....4, four times  
 TO: .....7, twice  
 Blocks: .....3 vs. Bowling Green (3-10-14)  
 Steals: .....5 vs. Toledo (1-31-15)  
 Min: .....42 vs. Eastern Michigan (2-20-14)

Year	Career Stats		Total		3-Point		Rebounds										Pts/Avg
	GP-GS	Min/Avg	FG-FGA	Pct	FG-FGA	Pct	FT-FTA	Pct	Off-Def	Tot	Avg	PF-FO	Ast	TO	Blk	Stl	
2012-13	30-19	618/20.6	62-138	.449	0-2	.000	53-113	.469	48-66	114	3.8	64-0	10	57	6	27	177/5.9
2013-14	31-30	858/27.6	95-250	.380	3-10	.300	105-191	.550	64-138	202	6.5	68-1	34	90	18	32	298/9.6
2014-15	21-17	494/23.5	67-161	.416	9-35	.257	63-93	.677	40-73	113	5.4	46-0	25	62	11	28	206/9.8
2015-16																	
2016-17	4-0	81/20.3	16-28	.571	0-1	.000	10-22	.455	10-27	37	9.3	9-0	6	10	1	5	42/10.5
<b>TOTAL</b>	<b>86-66</b>	<b>2051/23.8</b>	<b>240-577</b>	<b>.416</b>	<b>12-48</b>	<b>.250</b>	<b>231-419</b>	<b>.551</b>	<b>162-304</b>	<b>466</b>	<b>5.4</b>	<b>187-1</b>	<b>75</b>	<b>219</b>	<b>36</b>	<b>92</b>	<b>723/8.4</b>

Year	Iowa State Stats		Total		3-Point		Rebounds										Pts/Avg
	GP-GS	Min/Avg	FG-FGA	Pct	FG-FGA	Pct	FT-FTA	Pct	Off-Def	Tot	Avg	PF-FO	Ast	TO	Blk	Stl	
2016-17	4-0	81/20.3	16-28	.571	0-1	.000	10-22	.455	10-27	37	9.3	9-0	6	10	1	5	42/10.5
<b>TOTAL</b>	<b>4-0</b>	<b>81/20.3</b>	<b>16-28</b>	<b>.571</b>	<b>0-1</b>	<b>.000</b>	<b>10-22</b>	<b>.455</b>	<b>10-27</b>	<b>37</b>	<b>9.3</b>	<b>9-0</b>	<b>6</b>	<b>10</b>	<b>1</b>	<b>5</b>	<b>42/10.5</b>



**MONTÉ MORRIS**

Sr. • G • 6-3, 175  
Flint, Mich.

**Miscellaneous Stats**

Category	2016-17	Career
Double-Figure Points	4	69
20+ Points	2	12
Double-Figure Assists	2	13
5+ Assists	2	62
Double-Doubles	1	7
Triple-Doubles	1	1
3+ Steals	1	28
Consecutive Starts		90
Consecutive Games w/10+ points		5
Consecutive Games w/5+ assists		-
Consecutive Games w/10+ assists		-
Consecutive Games with a 3-pointer		4

**SEASON HIGHS**

FG: .....9 vs. Savannah State (11-11-16)  
 FGA: .....17 vs. Indiana State (11-24-16)  
 3FG: .....3 vs. Indiana State (11-24-16)  
 3FGA: .....6 vs. Indiana State (11-24-16)  
 FT: .....2 vs. Mount St. Mary's (11-14-16)  
 FTA: .....4 vs. Mount St. Mary's (11-14-16)  
 OReb: .....2 vs. Indiana State (11-24-16)  
 DReb: .....10 vs. The Citadel (11-20-16)  
 Reb: .....10 vs. The Citadel (11-20-16)  
 PF: .....2, three times  
 Points: .....21 vs. Savannah State (11-11-16)  
 Assists: .....11 vs. Savannah State (11-11-16)  
 TO: .....2, twice  
 Blocks: .....N/A  
 Steals: .....3 vs. Savannah State (11-11-16)  
 Min: .....37 vs. Indiana State (11-24-16)

**CAREER HIGHS**

FG: .....9, twice  
 FGA: .....17 vs. Indiana State (11-24-16)  
 3FG: .....4, twice  
 3FGA: .....7 vs. Baylor (2-16-16)  
 FT: .....7 vs. Kansas (3-14-15)  
 FTA: .....8 vs. Kansas (3-14-15)  
 OReb: .....4 vs. West Virginia (2-12-14)  
 DReb: .....10 vs. The Citadel (11-20-16)  
 Reb: .....10 vs. The Citadel (11-20-16)  
 PF: .....5 vs. West Virginia (1-10-15)  
 Points: .....24, twice  
 Assists: .....12, twice  
 TO: .....4, four times  
 Blocks: .....2, many times  
 Steals: .....5, twice  
 Min: .....52 vs. Oklahoma State (2-3-14)

Year	Total		3-Point		Rebounds										Pts/Avg		
	GP-GS	Min/Avg	FG-FGA	Pct	FG-FGA	Pct	FT-FTA	Pct	Off-Def	Tot	Avg	PF-FO	Ast	TO		Blk	Stl
2013-14	36-17	1013/28.1	77-179	.430	28-69	.406	61-72	.847	18-74	92	2.6	61-0	134	28	7	46	243/6.8
2014-15	34-34	1153/33.9	155-306	.507	32-81	.395	64-85	.753	24-93	117	3.4	45-1	176	38	15	64	406/11.9
2015-16	35-35	1331/38.0	188-386	.487	38-106	.358	70-96	.729	26-112	138	3.9	55-0	241	57	9	62	484/13.8
2016-17	4-4	116/29.0	32-52	.615	8-16	.500	4-9	.444	3-21	24	6.0	7-0	25	4	0	6	76/19.0
<b>TOTAL</b>	<b>109-90</b>	<b>3613/33.1</b>	<b>452-923</b>	<b>.490</b>	<b>106-272</b>	<b>.390</b>	<b>199-262</b>	<b>.760</b>	<b>71-300</b>	<b>371</b>	<b>3.4</b>	<b>168-1</b>	<b>576</b>	<b>127</b>	<b>31</b>	<b>178</b>	<b>1209/11.1</b>



**JAKOLBY LONG**

Fr. • G • 6-5, 208  
Mustang, Okla.

**Miscellaneous Stats**

Category	2016-17	Career
Double-Figure Points	-	-

Consecutive Games with a 3-pointer -

**CAREER HIGHS**

FG:.....2 vs. Savannah State (11-11-16)  
 FGA:.....5 vs. Savannah State (11-11-16)  
 3FG:.....2 vs. Savannah State (11-11-16)  
 3FGA:.....3 vs. Savannah State (11-11-16)  
 FT:.....N/A  
 FTA:.....N/A  
 OReb:.....2 vs. The Citadel (11-20-16)  
 DReb:.....3 vs. The Citadel (11-20-16)  
 Reb:.....5 vs. The Citadel (11-20-16)  
 PF:.....1 vs. Savannah State (11-11-16)  
 Points:.....6 vs. Savannah State (11-11-16)  
 Assists:.....1 vs. Savannah State (11-11-16)  
 TO:.....1 vs. Savannah State (11-11-16)  
 Blocks:.....N/A  
 Steals:.....1 vs. The Citadel (11-20-16)  
 Min:.....14 vs. The Citadel (11-20-16)

Year	GP-GS	Min/Avg	Total		3-Point		Rebounds				PF-FO	Ast	TO	Blk	Stl	Pts/Avg	
			FG-FGA	Pct	FG-FGA	Pct	FT-FTA	Pct	Off-Def	Tot							Avg
2016-17	3-0	25/8.3	3-10	.300	2-5	.400	0-0	.000	2-5	7	2.3	1-0	1	1	0	1	8/2.7
<b>TOTAL</b>	<b>3-0</b>	<b>25/8.3</b>	<b>3-10</b>	<b>.300</b>	<b>2-5</b>	<b>.400</b>	<b>0-0</b>	<b>.000</b>	<b>2-5</b>	<b>7</b>	<b>2.3</b>	<b>1-0</b>	<b>1</b>	<b>1</b>	<b>0</b>	<b>1</b>	<b>8/2.7</b>



**NAZARETH MITROU-LONG**

Sr. • G • 6-4, 203  
Mississauga, Ontario

**Miscellaneous Stats**

Category	2016-17	Career
Double-Figure Points	3	36
20+ Points	1	6
5+ Assists	2	6
Double-Digit Rebounds	1	1
5+ Rebounds	3	15
Double-Doubles	1	1
4+ 3-Pointers Made	-	14

Consecutive Starts 4  
 Consecutive Games w/10+ points 2  
 Consecutive Games with a 3-pointer 4

**SEASON HIGHS**

FG:.....11 vs. The Citadel (11-20-16)  
 FGA:.....19 vs. The Citadel (11-20-16)  
 3FG:.....2, three times  
 3FGA:.....8 vs. Savannah State (11-11-16)  
 FT:.....5 vs. Indiana State (11-24-16)  
 FTA:.....6 vs. Indiana State (11-24-16)  
 OReb:.....3 vs. Indiana State (11-24-16)  
 DReb:.....8 vs. Savannah State (11-11-16)  
 Reb:.....10 vs. Savannah State (11-11-16)  
 PF:.....2 vs. Savannah State (11-11-16)  
 Points:.....26 vs. The Citadel (11-20-16)  
 Assists:.....7 vs. Savannah State (11-11-16)  
 TO:.....3 vs. Savannah State (11-11-16)  
 Blocks:.....N/A  
 Steals:.....2, twice  
 Min:.....34 vs. Indiana State (11-24-16)

**CAREER HIGHS**

FG:.....11 vs. The Citadel (11-20-16)  
 FGA:.....19 vs. The Citadel (11-20-16)  
 3FG:.....8 vs. UNCW (11-10-13)  
 3FGA:.....12 vs. Georgia State (11-17-14)  
 FT:.....5, three times  
 FTA:.....7 vs. Alabama (11-24-14)  
 OReb:.....3 vs. Indiana State (11-24-16)  
 DReb:.....8 vs. Savannah State (11-11-16)  
 Reb:.....10 vs. Savannah State (11-11-16)  
 PF:.....5, twice  
 Points:.....26 vs. The Citadel (11-20-16)  
 Assists:.....7, twice  
 TO:.....5 vs. Colorado (11-13-15)  
 Blocks:.....1, many times  
 Steals:.....3 vs. Drake (12-20-14)  
 Min:.....38 vs. Iowa (12-10-15)

Year	GP-GS	Min/Avg	Total		3-Point		Rebounds				PF-FO	Ast	TO	Blk	Stl	Pts/Avg	
			FG-FGA	Pct	FG-FGA	Pct	FT-FTA	Pct	Off-Def	Tot							Avg
2012-13	18-0	124/6.9	8-23	.348	5-18	.278	4-4	1.000	1-13	14	0.8	11-0	18	15	0	6	25/1.4
2013-14	36-7	731/20.3	86-199	.432	64-160	.400	18-28	.643	13-44	57	1.6	66-1	41	16	3	6	254/7.1
2014-15	34-33	934/27.5	114-254	.449	77-197	.391	40-53	.755	6-94	100	2.9	72-1	68	47	3	27	345/10.1
2015-16	8-8	253/31.6	37-87	.425	16-55	.291	6-10	.600	4-19	23	2.9	16-0	15	17	2	5	96/12.0
2016-17	4-4	107/26.8	24-56	.429	7-26	.269	10-12	.833	6-21	27	6.8	4-0	15	5	0	5	65/16.3
<b>TOTAL</b>	<b>100-52</b>	<b>2149/21.5</b>	<b>269-619</b>	<b>.435</b>	<b>169-456</b>	<b>.371</b>	<b>78-107</b>	<b>.729</b>	<b>30-191</b>	<b>221</b>	<b>2.2</b>	<b>169-2</b>	<b>157</b>	<b>100</b>	<b>8</b>	<b>49</b>	<b>785/7.9</b>



**MATT THOMAS**

Sr. • G • 6-5, 193  
Onalaska, Wis.

**Miscellaneous Stats**

Category	2016-17	Career
Double-Figure Points	4	42
20+ Points	-	2
Double-Figure Rebounds	-	1
4+ 3-Pointers Made	1	13

Consecutive Starts	31
Consecutive Games w/10+ points	8
Consecutive Games w/20+ points	-
Consecutive Games w/10+ rebounds	-
Consecutive Games with a 3-pointer	29

**SEASON HIGHS**

FG:.....6, twice  
 FGA:.....14 vs. Savannah State (11-11-16)  
 3FG:.....4 vs. The Citadel (11-20-16)  
 3FGA:.....8 vs. Savannah State (11-11-16)  
 FT:.....4 vs. Indiana State (11-24-16)  
 FTA:.....4 vs. Indiana State (11-24-16)  
 OReb:.....1, three times  
 DReb:.....5, twice  
 Reb:.....6 vs. Savannah State (11-11-16)  
 PF:.....2 vs. Savannah State (11-11-16)  
 Points:.....18 vs. The Citadel (11-20-16)  
 Assists:.....3 vs. Savannah State (11-11-16)  
 TO:.....2, twice  
 Blocks:.....N/A  
 Steals:.....1, twice  
 Min:.....33 vs. Indiana State (11-24-16)

**CAREER HIGHS**

FG:.....7, twice  
 FGA:.....14, twice  
 3FG:.....6, twice  
 3FGA:.....10, three times  
 FT:.....4, twice  
 FTA:.....5, three times  
 OReb:.....1, many times  
 DReb:.....10 vs. Chicago State (11-16-15)  
 Reb:.....11 vs. Chicago State (11-16-15)  
 PF:.....5, twice  
 Points:.....22 vs. Texas Tech (1-6-16)  
 Assists:.....4, five times  
 TO:.....4 vs. Oklahoma (3-10-16)  
 Blocks:.....3 vs. Kansas (1-13-14)  
 Steals:.....4 vs. Kansas (1-25-16)  
 Min:.....44, twice

Year	GP-GS	Min/Avg	Total		3-Point		Rebounds										Pts/Avg
			FG-FGA	Pct	FG-FGA	Pct	FT-FTA	Pct	Off-Def	Tot	Avg	PF-FO	Ast	TO	Blk	Stl	
2013-14	36-15	763/21.2	66-180	.367	44-131	.336	22-33	.667	6-70	76	2.1	52-0	40	17	7	20	198/5.5
2014-15	32-0	488/15.3	53-144	.368	32-97	.330	20-28	.714	6-57	63	2.0	36-0	22	15	2	11	158/4.9
2015-16	35-27	1176/33.6	129-293	.440	89-206	.432	37-41	.902	17-138	155	4.4	73-2	61	42	8	29	384/11.0
2016-17	4-4	112/28.0	19-45	.422	9-23	.391	8-8	1.000	3-17	20	5.0	3-0	7	4	0	2	55/13.8
<b>TOTAL</b>	<b>107-46</b>	<b>2539/23.7</b>	<b>267-662</b>	<b>.403</b>	<b>174-457</b>	<b>.381</b>	<b>87-110</b>	<b>.791</b>	<b>32-282</b>	<b>314</b>	<b>2.9</b>	<b>164-2</b>	<b>130</b>	<b>78</b>	<b>17</b>	<b>62</b>	<b>795/7.4</b>



**WES GREDER**

RFr. • G • 6-5, 189  
Ames, Iowa

**Miscellaneous Stats**

Category	2016-17	Career
Double-Figure Points	-	-

**CAREER HIGHS**

FG:.....N/A  
 FGA:.....1 vs. Mount St. Mary's (11-14-16)  
 3FG:.....N/A  
 3FGA:.....1 vs. Mount St. Mary's (11-14-16)  
 FT:.....N/A  
 FTA:.....2 vs. The Citadel (11-20-16)  
 OReb:.....1 vs. Mount St. Mary's (11-14-16)  
 DReb:.....2 vs. The Citadel (11-20-16)  
 Reb:.....2 vs. The Citadel (11-20-16)  
 PF:.....N/A  
 Points:.....N/A  
 Assists:.....N/A  
 TO:.....N/A  
 Blocks:.....1 vs. Savannah State (11-11-16)  
 Steals:.....N/A  
 Min:.....3 vs. The Citadel (11-20-16)

Year	GP-GS	Min/Avg	Total		3-Point		Rebounds										Pts/Avg
			FG-FGA	Pct	FG-FGA	Pct	FT-FTA	Pct	Off-Def	Tot	Avg	PF-FO	Ast	TO	Blk	Stl	
2016-17	3-0	7/2.3	0-1	.000	0-1	.000	0-2	.000	1-2	3	1.0	0-0	0	0	1	0	0/0.0
<b>TOTAL</b>	<b>3-0</b>	<b>7/2.3</b>	<b>0-1</b>	<b>.000</b>	<b>0-1</b>	<b>.000</b>	<b>0-2</b>	<b>.000</b>	<b>1-2</b>	<b>3</b>	<b>1.0</b>	<b>0-0</b>	<b>0</b>	<b>0</b>	<b>1</b>	<b>0</b>	<b>0/0.0</b>



**STUART NEZLEK**

Sr. • C • 6-10, 245  
River Forest, Ill.

**Miscellaneous Stats**

Category	2016-17	Career
Double-Figure Points	-	-


**SEASON HIGHS**

FG:.....1, twice  
 FGA:.....3 vs. The Citadel (11-20-16)  
 3FG:.....N/A  
 3FGA:.....N/A  
 FT:.....N/A  
 FTA:.....N/A  
 OReb:.....1 vs. The Citadel (11-20-16)  
 DReb:.....1 vs. Savannah State (11-11-16)  
 Reb:.....1, twice  
 PF:.....N/A  
 Points:.....2, twice  
 Assists:.....1 vs. Savannah State (11-11-16)  
 TO:.....N/A  
 Blocks:.....N/A  
 Steals:.....1 vs. The Citadel (11-20-16)  
 Min:.....3 vs. The Citadel (11-20-16)

**CAREER HIGHS**

FG:.....1, three times  
 FGA:.....3 vs. The Citadel (11-20-16)  
 3FG:.....N/A  
 3FGA:.....N/A  
 FT:.....N/A  
 FTA:.....N/A  
 OReb:.....1 vs. The Citadel (11-20-16)  
 DReb:.....1, twice  
 Reb:.....1, three times  
 PF:.....1 vs. Little Rock (3-19-16)  
 Points:.....2, three times  
 Assists:.....1 vs. Savannah State (11-11-16)  
 TO:.....2 vs. Chicago State (11-16-15)  
 Blocks:.....N/A  
 Steals:.....1 vs. The Citadel (11-20-16)  
 Min:.....3, twice

Year	GP-GS	Min/Avg	Total		3-Point		Rebounds							Pts/Avg			
			FG-FGA	Pct	FG-FGA	Pct	FT-FTA	Pct	Off-Def	Tot	Avg	PF-FO	Ast		TO	Blk	Stl
2015-16	7-0	9/1.3	1-2	.500	0-0	.000	0-0	.000	0-1	1	0.1	1-0	0	3	0	0	2/0.3
2016-17	3-0	7/2.3	2-4	.500	0-0	.000	0-0	.000	1-1	2	0.7	0-0	1	0	0	1	4/1.3
<b>TOTAL</b>	<b>10-0</b>	<b>16/1.6</b>	<b>3-6</b>	<b>.500</b>	<b>0-0</b>	<b>.000</b>	<b>0-0</b>	<b>.000</b>	<b>1-2</b>	<b>3</b>	<b>0.3</b>	<b>1-0</b>	<b>1</b>	<b>3</b>	<b>0</b>	<b>1</b>	<b>6/0.6</b>



**DEONTE BURTON**

Sr. • G • 6-5, 250  
Milwaukee, Wis.

**Miscellaneous Stats**

Category	2016-17	Career
Double-Figure Points	2	32
20+ Points	-	2
Double-Figure Rebounds	1	2
Double-Doubles	1	2
2+ Steals	4	23

Consecutive Starts	4
Consecutive Games w/10+ points	1
Consecutive Games w/10+ rebounds	-
Consecutive Games with a 3-pointer	-

**SEASON HIGHS**


FG:.....5 vs. Mount St. Mary's (11-14-16)  
 FGA:.....15 vs. Indiana State (11-24-16)  
 3FG:.....N/A  
 3FGA:.....4 vs. Indiana State (11-24-16)  
 FT:.....2 vs. Indiana State (11-24-16)  
 FTA:.....4 vs. Indiana State (11-24-16)  
 OReb:.....3 vs. Indiana State (11-24-16)  
 DReb:.....12 vs. Mount St. Mary's (11-14-16)  
 Reb:.....13 vs. Mount St. Mary's (11-14-16)  
 PF:.....3 vs. The Citadel (11-20-16)  
 Points:.....10, twice  
 Assists:.....2, twice  
 TO:.....5 vs. Savannah State (11-11-16)  
 Blocks:.....2 vs. The Citadel (11-20-16)  
 Steals:.....2, four times  
 Min:.....27 vs. Mount St. Mary's (11-14-16)

**CAREER HIGHS**

FG:.....9, three times  
 FGA:.....15, three times  
 3FG:.....3 vs. Oklahoma (1-2-16)  
 3FGA:.....4, four times  
 FT:.....5, four times  
 FTA:.....9 vs. Samford (12-28-13)  
 OReb:.....5 vs. Oklahoma (3-10-16)  
 DReb:.....12 vs. Mount St. Mary's (11-14-16)  
 Reb:.....14 vs. TCU (2-20-16)  
 PF:.....5, three times  
 Points:.....23, twice  
 Assists:.....4 vs. West Virginia (2-22-16)  
 TO:.....5 vs. Savannah State (11-11-16)  
 Blocks:.....3 vs. Samford (12-28-13)  
 Steals:.....5 vs. Georgia Tech (11-27-14)  
 Min:.....38 vs. TCU (2-20-16)

Year	GP-GS	Min/Avg	Total		3-Point		Rebounds							Pts/Avg			
			FG-FGA	Pct	FG-FGA	Pct	FT-FTA	Pct	Off-Def	Tot	Avg	PF-FO	Ast		TO	Blk	Stl
2013-14	32-3	402/12.6	87-182	.478	4-8	.500	44-68	.647	32-37	69	2.2	58-2	17	28	14	35	222/6.9
2014-15	8-0	129/16.1	17-36	.472	4-10	.400	13-17	.765	5-6	11	1.4	16-0	2	11	3	10	51/6.4
2015-16	26-7	488/18.8	97-182	.533	18-38	.474	40-63	.635	35-66	101	3.9	63-1	27	31	16	24	252/9.7
2016-17	4-4	89/22.3	15-38	.395	0-6	.000	4-8	.500	6-26	32	8.0	8-0	6	11	4	8	34/8.5
<b>TOTAL</b>	<b>70-14</b>	<b>1108/15.8</b>	<b>216-438</b>	<b>.493</b>	<b>26-62</b>	<b>.419</b>	<b>101-156</b>	<b>.647</b>	<b>78-135</b>	<b>213</b>	<b>3.0</b>	<b>145-3</b>	<b>52</b>	<b>81</b>	<b>37</b>	<b>77</b>	<b>559/7.9</b>

Year	GP-GS	Min/Avg	Total		3-Point		Rebounds							Pts/Avg			
			FG-FGA	Pct	FG-FGA	Pct	FT-FTA	Pct	Off-Def	Tot	Avg	PF-FO	Ast		TO	Blk	Stl
2015-16	26-7	488/18.8	97-182	.533	18-38	.474	40-63	.635	35-66	101	3.9	63-1	27	31	16	24	252/9.7
2016-17	4-4	89/22.3	15-38	.395	0-6	.000	4-8	.500	6-26	32	8.0	8-0	6	11	4	8	34/8.5
<b>TOTAL</b>	<b>30-11</b>	<b>577/19.2</b>	<b>112-220</b>	<b>.509</b>	<b>18-44</b>	<b>.409</b>	<b>44-71</b>	<b>.620</b>	<b>41-92</b>	<b>133</b>	<b>4.4</b>	<b>71-1</b>	<b>33</b>	<b>42</b>	<b>20</b>	<b>32</b>	<b>286/9.5</b>



**SOLOMON YOUNG**

Fr. • F • 6-8, 240  
Sacramento, Calif.

**Miscellaneous Stats**

Category	2016-17	Career
Double-Figure Points	2	2
5+ Rebounds	3	3

Consecutive Games w/10+ points 1

**CAREER HIGHS**

FG:.....5, twice  
 FGA:.....6, twice  
 3FG:.....N/A  
 3FGA: .....1 vs. Mount St. Mary's (11-14-16)  
 FT:.....2 vs. The Citadel (11-20-16)  
 FTA:.....4 vs. Savannah State (11-11-16)  
 OReb:.....2, twice  
 DReb:.....4, twice  
 Reb:.....6 vs. Mount St. Mary's (11-14-16)  
 PF:.....5 vs. Savannah State (11-11-16)  
 Points:.....12 vs. The Citadel (11-20-16)  
 Assists:.....N/A  
 TO:.....2 vs. Savannah State (11-11-16)  
 Blocks:.....2 vs. Mount St. Mary's (11-14-16)  
 Steals:.....N/A  
 Min:.....20 vs. The Citadel (11-20-16)

Year	GP-GS	Min/Avg	Total		3-Point		Rebounds							Pts/Avg			
			FG-FGA	Pct	FG-FGA	Pct	FT-FTA	Pct	Off-Def	Tot	Avg	PF-FO	Ast		TO	Blk	Stl
2016-17	3-0	45/15.0	11-15	.733	0-1	.000	4-7	.571	5-11	16	5.3	11-1	0	4	3	0	26/8.7
<b>TOTAL</b>	<b>3-0</b>	<b>45/15.0</b>	<b>11-15</b>	<b>.733</b>	<b>0-1</b>	<b>.000</b>	<b>4-7</b>	<b>.571</b>	<b>5-11</b>	<b>16</b>	<b>5.3</b>	<b>11-1</b>	<b>0</b>	<b>4</b>	<b>3</b>	<b>0</b>	<b>26/8.7</b>

**RADIO/TV CHART**



**00 • Simeon Carter**  
6-8 - 227 - So. - F  
Charlotte, N.C.  
West Charlotte



**1 • Nick Weiler-Babb**  
WHY-ler  
6-5 - 200 - So. - G  
Arlington, Texas  
Arkansas/Arlington Martin



**3 • Ray Kasongo**  
kuh-SAHN-go  
6-8 - 230 - Jr. - F  
Toronto, Ontario  
Tennessee/Coll. of Southern Idaho



**4 • Donovan Jackson**  
6-2 - 175 - Jr. - G  
Milwaukee, Wis.  
Iowa Western CC/Pius X



**5 • Merrill Holden**  
Muhrl  
6-8 - 224 - Sr. - F  
Chicago, Ill.  
Louisiana Tech/Pratt CC



**10 • Darrell Bowie**  
bo-EE  
6-8 - 218 - Sr. - F  
Milwaukee, Wis.  
N. Illinois/La Jolla Prep (Calif.)




**11 • Monté Morris**  
MAHN-tay  
6-3 - 175 - Sr. - G  
Flint, Mich.  
Beecher



**13 • Jakolby Long**  
Juh-KOH-bee  
6-5 - 208 - Fr. - G  
Mustang, Okla.  
Mustang



**15 • Nazareth Mitrou-Long**  
Me-TRUE  
6-4 - 203 - Sr. - G  
Mississauga, Ontario  
St. Martin




**21 • Matt Thomas**  
6-5 - 193 - Sr. - G  
Onalaska, Wis.  
Onalaska



**23 • Wes Greder**  
GRE-dur  
6-5 - 189 - RFr. - G  
Ames, Iowa  
Gilbert




**24 • Stuart Nezek**  
6-10 - 245 - Sr. - C  
River Forest, Ill.  
Fenwick



**30 • Deonte Burton**  
6-5 - 250 - R Jr. - G  
Milwaukee, Wis.  
Marquette/Vincent



**33 • Solomon Young**  
6-8 - 240 - Fr. - F  
Sacramento, Calif.  
Sacramento



**Steve Prohm**  
rhymes with Rome  
Head Coach  
2nd Season at ISU  
Alabama '97




**Neill Berry**  
Assistant Coach  
2nd Season at ISU  
Southeastern Louisiana '04



**Daniyal Robinson**  
dan-YELL  
Assistant Coach  
2nd Season at ISU (4th overall)  
Ark.-Little Rock '99




**William Small**  
Assistant Coach  
2nd Season at ISU  
Belhaven '93



**Micah Byars**  
Director of Operations  
5th Season at ISU  
West Florida '06



**David Hobbs**  
Special Assistant To Head Coach  
1st Season at ISU  
VCU '72



**Nate Schmidt**  
Coordinator of Player Development  
3rd Season at ISU  
Denison '14





2016-17 Cyclone Basketball  
Iowa State Combined Team Statistics (as of Nov 24, 2016)  
All games

RECORD:	OVERALL	HOME	AWAY	NEUTRAL
ALL GAMES	4-0	3-0	0-0	1-0
CONFERENCE	0-0	0-0	0-0	0-0
NON-CONFERENCE	4-0	3-0	0-0	1-0

##	Player	gp-gs	min	avg	Total		3-Point		F-Throw		Rebounds				pf	dq	a	to	blk	stl	pts	avg
					fg-fga	fg%	3fg-fga	3fg%	ft-fga	ft%	off	def	tot	avg								
11	Morris, Monte	4-4	116	29.0	32-52	.615	8-16	.500	4-9	.444	3	21	24	6.0	7	0	25	4	0	6	76	19.0
15	Mitrou-Long, Naz	4-4	107	26.8	24-56	.429	7-26	.269	10-12	.833	6	21	27	6.8	4	0	15	5	0	5	65	16.3
21	Thomas, Matt	4-4	112	28.0	19-45	.422	9-23	.391	8-8	1.000	3	17	20	5.0	3	0	7	4	0	2	55	13.8
10	Bowie, Darrell	4-0	81	20.3	16-28	.571	0-1	.000	10-22	.455	10	27	37	9.3	9	0	6	10	1	5	42	10.5
33	Young, Solomon	3-0	45	15.0	11-15	.733	0-1	.000	4-7	.571	5	11	16	5.3	11	1	0	4	3	0	26	8.7
30	Burton, Deonte	4-4	89	22.3	15-38	.395	0-6	.000	4-8	.500	6	26	32	8.0	8	0	6	11	4	8	34	8.5
01	Weiler-Babb, Nick	4-0	87	21.8	15-27	.556	1-3	.333	2-3	.667	8	15	23	5.8	3	0	12	3	1	9	33	8.3
05	Holden, Merrill	4-4	53	13.3	9-14	.643	0-0	.000	7-10	.700	10	6	16	4.0	12	0	0	3	1	0	25	6.3
00	Carter, Simeon	1-0	4	4.0	2-2	1.000	0-0	.000	2-3	.667	1	1	2	2.0	0	0	0	0	0	0	6	6.0
04	Jackson, Donovan	4-0	67	16.8	6-19	.316	1-7	.143	2-5	.400	0	2	2	0.5	3	0	8	4	0	1	15	3.8
13	Long, Jakolby	3-0	25	8.3	3-10	.300	2-5	.400	0-0	.000	2	5	7	2.3	1	0	1	1	0	1	8	2.7
24	Nezlek, Stuart	3-0	7	2.3	2-4	.500	0-0	.000	0-0	.000	1	1	2	0.7	0	0	1	0	0	1	4	1.3
23	Greder, Wes	3-0	7	2.3	0-1	.000	0-1	.000	0-2	.000	1	2	3	1.0	0	0	0	0	1	0	0	0.0
Team											7	2	9				1					
Total.....		4	800		154-311	.495	28-89	.315	53-89	.596	63	157	220	55.0	61	1	81	50	11	38	389	97.2
Opponents.....		4	800		90-274	.328	45-135	.333	35-56	.625	36	115	151	37.8	85	3	57	72	15	24	260	65.0

TEAM STATISTICS	ISU	OPP	Date	Opponent	Score	Att.
SCORING	389	260	11-11-16	SAVANNAH STATE	w 113-71	14384
Points per game	97.2	65.0	11-14-16	MOUNT ST. MARY'S	w 73-55	13981
Scoring margin	+32.2	-	11-20-16	THE CITADEL	w 130-63	14228
FIELD GOALS-ATT	154-311	90-274	1 11-24-16	vs Indiana State	w 73-71	2436
Field goal pct	.495	.328				
3 POINT FG-ATT	28-89	45-135				
3-point FG pct	.315	.333				
3-pt FG made per game	7.0	11.3				
FREE THROWS-ATT	53-89	35-56				
Free throw pct	.596	.625				
F-Throws made per game	13.3	8.8				
REBOUNDS	220	151				
Rebounds per game	55.0	37.8				
Rebounding margin	+17.3	-				
ASSISTS	81	57				
Assists per game	20.3	14.3				
TURNOVERS	50	72				
Turnovers per game	12.5	18.0				
Turnover margin	+5.5	-				
Assist/turnover ratio	1.6	0.8				
STEALS	38	24				
Steals per game	9.5	6.0				
BLOCKS	11	15				
Blocks per game	2.8	3.8				
ATTENDANCE	42593	2436				
Home games-Avg/Game	3-14198	0-0				
Neutral site-Avg/Game	-	1-2436				

\* = Big 12 Conference game  
1 = AdvoCare Invitational, Orlando, Fla.  
2 = Iowa Corn Cy-Hawk Series, Iowa City, Iowa  
3 = Hy-Vee Classic, Des Moines, Iowa  
4 = SEC/Big 12 Challenge, Nashville, Tenn.  
5 = Phillips 66 Big 12 Championship, Kansas City, Mo.

Score by Periods	1st	2nd	Totals
Iowa State	201	188	389
Opponents	122	138	260

2016-17 Cyclone Basketball  
Iowa State Team Game-by-Game Comparison (as of Nov 24, 2016)  
All games

Opponent	1st	2nd	Score	Mar	Total FG	FG Pct	3-Pointers	3FG Pct	Free Throws	FT Pct	Rebounds	Assist	T/Over	Block	Steal	Fouls
SAVANNAH STATE	59/38	54/33	113-71	+42	47-85/25-76	.553/.329	8-26/13-48	.308/.271	11-20/8-16	.550/.500	62/36 +26	31/20	20/22	4/2	11/12	16/20
MOUNT ST. MARY'S	39/22	34/33	73-55	+18	30-67/17-64	.448/.266	4-16/8-20	.250/.400	9-14/13-16	.643/.813	50/38 +12	14/8	11/13	3/2	5/2	17/15
THE CITADEL	62/22	68/41	130-63	+67	52-86/21-77	.605/.273	8-22/15-45	.364/.333	18-26/6-10	.692/.600	63/33 +30	31/16	8/17	2/2	12/6	15/24
Indiana State	41/40	32/31	73-71	+2	25-73/27-57	.342/.474	8-25/9-22	.320/.409	15-29/8-14	.517/.571	45/44 +1	5/13	11/20	2/9	10/4	13/26

Note: Game totals are displayed in the format TEAM/OPPONENT for each category

2016-17 Cyclone Basketball  
Iowa State Individual Game-by-Game (as of Nov 24, 2016)  
All games

#00 Carter, Simeon

Opponent	Date	gs	min	Total		3-Pointers		Free throws		Rebounds				pf	a	t/o	blk	stl	pts	avg
				fg-fga	pct	3fg-fga	pct	ft-fta	pct	off	def	tot	avg							
SAVANNAH STATE	11-11-16		4	2-2	1.000	0-0	.000	2-3	.667	1	1	2	2.0	0	0	0	0	0	6	6.0
Totals		0	4	2-2	1.000	0-0	.000	2-3	.667	1	1	2	2.0	0	0	0	0	0	6	6.0

Games played: 1  
Minutes/game: 4.0  
Points/game: 6.0  
FG Pct: 100.0  
FT Pct: 66.7

Rebounds/game: 2.0

#01 Weiler-Babb, Nick

Opponent	Date	gs	min	Total		3-Pointers		Free throws		Rebounds				pf	a	t/o	blk	stl	pts	avg
				fg-fga	pct	3fg-fga	pct	ft-fta	pct	off	def	tot	avg							
SAVANNAH STATE	11-11-16		21	3-5	.600	0-1	.000	0-0	.000	3	4	7	7.0	1	4	0	0	2	6	6.0
MOUNT ST. MARY'S	11-14-16		23	5-6	.833	0-0	.000	0-0	.000	2	3	5	6.0	0	2	1	0	0	10	8.0
THE CITADEL	11-20-16		21	4-8	.500	0-0	.000	2-3	.667	2	4	6	6.0	1	5	2	0	3	10	8.7
vs Indiana State	11-24-16		22	3-8	.375	1-2	.500	0-0	.000	1	4	5	5.8	1	1	0	1	4	7	8.3
Totals		0	87	15-27	.556	1-3	.333	2-3	.667	8	15	23	5.8	3	12	3	1	9	33	8.3

Games played: 4  
Minutes/game: 21.8  
Points/game: 8.3  
FG Pct: 55.6  
3FG Pct: 33.3  
FT Pct: 66.7

Rebounds/game: 5.8  
Assists/game: 3.0  
Turnovers/game: 0.8  
Assist/turnover ratio: 4.0  
Steals/game: 2.3  
Blocks/game: 0.3

#04 Jackson, Donovan

Opponent	Date	gs	min	Total		3-Pointers		Free throws		Rebounds				pf	a	t/o	blk	stl	pts	avg
				fg-fga	pct	3fg-fga	pct	ft-fta	pct	off	def	tot	avg							
SAVANNAH STATE	11-11-16		17	1-5	.200	0-2	.000	0-1	.000	0	1	1	1.0	0	1	1	0	0	2	2.0
MOUNT ST. MARY'S	11-14-16		15	1-6	.167	0-2	.000	1-2	.500	0	1	1	1.0	1	4	0	0	0	3	2.5
THE CITADEL	11-20-16		20	4-7	.571	1-3	.333	1-2	.500	0	0	0	0.7	1	3	2	0	1	10	5.0
vs Indiana State	11-24-16		15	0-1	.000	0-0	.000	0-0	.000	0	0	0	0.5	1	0	1	0	0	0	3.8
Totals		0	67	6-19	.316	1-7	.143	2-5	.400	0	2	2	0.5	3	8	4	0	1	15	3.8

Games played: 4  
Minutes/game: 16.8  
Points/game: 3.8  
FG Pct: 31.6  
3FG Pct: 14.3  
FT Pct: 40.0

Rebounds/game: 0.5  
Assists/game: 2.0  
Turnovers/game: 1.0  
Assist/turnover ratio: 2.0  
Steals/game: 0.3

#05 Holden, Merrill

Opponent	Date	gs	min	Total		3-Pointers		Free throws		Rebounds				pf	a	t/o	blk	stl	pts	avg
				fg-fga	pct	3fg-fga	pct	ft-fta	pct	off	def	tot	avg							
SAVANNAH STATE	11-11-16	*	21	5-6	.833	0-0	.000	2-4	.500	3	2	5	5.0	1	0	2	1	0	12	12.0
MOUNT ST. MARY'S	11-14-16	*	9	0-1	.000	0-0	.000	0-0	.000	2	0	2	3.5	4	0	0	0	0	0	6.0
THE CITADEL	11-20-16	*	17	4-6	.667	0-0	.000	5-6	.833	5	4	9	5.3	4	0	0	0	0	13	8.3
vs Indiana State	11-24-16	*	6	0-1	.000	0-0	.000	0-0	.000	0	0	0	4.0	3	0	1	0	0	0	6.3
Totals		4	53	9-14	.643	0-0	.000	7-10	.700	10	6	16	4.0	12	0	3	1	0	25	6.3

Games played: 4  
Minutes/game: 13.3  
Points/game: 6.3  
FG Pct: 64.3  
FT Pct: 70.0

Rebounds/game: 4.0  
Turnovers/game: 0.8  
Blocks/game: 0.3

2016-17 Cyclone Basketball  
Iowa State Individual Game-by-Game (as of Nov 24, 2016)  
All games

#10 Bowie, Darrell

Opponent	Date	gs	min	Total		3-Pointers		Free throws		Rebounds				pf	a	t/o	blk	stl	pts	avg
				fg-fga	pct	3fg-fga	pct	ft-fta	pct	off	def	tot	avg							
SAVANNAH STATE	11-11-16		16	3-8	.375	0-0	.000	2-2	1.000	2	8	10	10.0	2	1	4	0	1	8	8.0
MOUNT ST. MARY'S	11-14-16		20	3-6	.500	0-0	.000	2-4	.500	1	5	6	8.0	2	1	1	0	0	8	8.0
THE CITADEL	11-20-16		18	5-5	1.000	0-0	.000	3-4	.750	1	9	10	8.7	2	4	3	0	2	13	9.7
vs Indiana State	11-24-16		27	5-9	.556	0-1	.000	3-12	.250	6	5	11	9.3	3	0	2	1	2	13	10.5
Totals		0	81	16-28	.571	0-1	.000	10-22	.455	10	27	37	9.3	9	6	10	1	5	42	10.5

Games played: 4  
Minutes/game: 20.3  
Points/game: 10.5  
FG Pct: 57.1  
3FG Pct: 0.0  
FT Pct: 45.5

Rebounds/game: 9.3  
Assists/game: 1.5  
Turnovers/game: 2.5  
Assist/turnover ratio: 0.6  
Steals/game: 1.3  
Blocks/game: 0.3

#11 Morris, Monte

Opponent	Date	gs	min	Total		3-Pointers		Free throws		Rebounds				pf	a	t/o	blk	stl	pts	avg
				fg-fga	pct	3fg-fga	pct	ft-fta	pct	off	def	tot	avg							
SAVANNAH STATE	11-11-16	*	26	9-11	.818	2-3	.667	1-2	.500	0	2	2	2.0	1	11	0	0	3	21	21.0
MOUNT ST. MARY'S	11-14-16	*	31	7-12	.583	2-3	.667	2-4	.500	1	2	3	2.5	2	3	2	0	1	18	19.5
THE CITADEL	11-20-16	*	22	8-12	.667	1-4	.250	0-0	.000	0	10	10	5.0	2	10	0	0	2	17	18.7
vs Indiana State	11-24-16	*	37	8-17	.471	3-6	.500	1-3	.333	2	7	9	6.0	2	1	2	0	0	20	19.0
Totals		4	116	32-52	.615	8-16	.500	4-9	.444	3	21	24	6.0	7	25	4	0	6	76	19.0

Games played: 4  
Minutes/game: 29.0  
Points/game: 19.0  
FG Pct: 61.5  
3FG Pct: 50.0  
FT Pct: 44.4

Rebounds/game: 6.0  
Assists/game: 6.3  
Turnovers/game: 1.0  
Assist/turnover ratio: 6.3  
Steals/game: 1.5

#13 Long, Jakolby

Opponent	Date	gs	min	Total		3-Pointers		Free throws		Rebounds				pf	a	t/o	blk	stl	pts	avg
				fg-fga	pct	3fg-fga	pct	ft-fta	pct	off	def	tot	avg							
SAVANNAH STATE	11-11-16		9	2-5	.400	2-3	.667	0-0	.000	0	2	2	2.0	1	1	1	0	0	6	6.0
MOUNT ST. MARY'S	11-14-16		2	0-1	.000	0-0	.000	0-0	.000	0	0	0	1.0	0	0	0	0	0	0	3.0
THE CITADEL	11-20-16		14	1-4	.250	0-2	.000	0-0	.000	2	3	5	2.3	0	0	0	0	1	2	2.7
Totals		0	25	3-10	.300	2-5	.400	0-0	.000	2	5	7	2.3	1	1	1	0	1	8	2.7

Games played: 3  
Minutes/game: 8.3  
Points/game: 2.7  
FG Pct: 30.0  
3FG Pct: 40.0

Rebounds/game: 2.3  
Assists/game: 0.3  
Turnovers/game: 0.3  
Assist/turnover ratio: 1.0  
Steals/game: 0.3

#15 Mitrou-Long, Naz

Opponent	Date	gs	min	Total		3-Pointers		Free throws		Rebounds				pf	a	t/o	blk	stl	pts	avg
				fg-fga	pct	3fg-fga	pct	ft-fta	pct	off	def	tot	avg							
SAVANNAH STATE	11-11-16	*	24	8-15	.533	2-8	.250	0-0	.000	2	8	10	10.0	2	7	3	0	2	18	18.0
MOUNT ST. MARY'S	11-14-16	*	28	2-10	.200	1-4	.250	3-3	1.000	0	6	6	8.0	1	1	1	0	2	8	13.0
THE CITADEL	11-20-16	*	21	11-19	.579	2-7	.286	2-3	.667	1	6	7	7.7	0	6	0	0	0	26	17.3
vs Indiana State	11-24-16	*	34	3-12	.250	2-7	.286	5-6	.833	3	1	4	6.8	1	1	1	0	1	13	16.3
Totals		4	107	24-56	.429	7-26	.269	10-12	.833	6	21	27	6.8	4	15	5	0	5	65	16.3

Games played: 4  
Minutes/game: 26.8  
Points/game: 16.3  
FG Pct: 42.9  
3FG Pct: 26.9  
FT Pct: 83.3

Rebounds/game: 6.8  
Assists/game: 3.8  
Turnovers/game: 1.3  
Assist/turnover ratio: 3.0  
Steals/game: 1.3

2016-17 Cyclone Basketball  
Iowa State Individual Game-by-Game (as of Nov 24, 2016)  
All games

#21 Thomas, Matt

Opponent	Date	gs	min	Total		3-Pointers		Free throws		Rebounds				pf	a	t/o	blk	stl	pts	avg	
				fg-fga	pct	3fg-fga	pct	ft-fta	pct	off	def	tot	avg								
SAVANNAH STATE	11-11-16	*	25	5-14	.357	2-8	.250	2-2	1.000	1	5	6	6.0	2	3	2	0	1	14	14.0	
MOUNT ST. MARY'S	11-14-16	*	30	6-12	.500	1-5	.200	0-0	.000	0	5	5	5.5	1	2	2	0	0	13	13.5	
THE CITADEL	11-20-16	*	24	6-9	.667	4-5	.800	2-2	1.000	1	4	5	5.3	0	1	0	0	0	18	15.0	
vs Indiana State	11-24-16	*	33	2-10	.200	2-5	.400	4-4	1.000	1	3	4	5.0	0	1	0	0	1	10	13.8	
Totals			4	112	19-45	.422	9-23	.391	8-8	1.000	3	17	20	5.0	3	7	4	0	2	55	13.8

Games played: 4  
Minutes/game: 28.0  
Points/game: 13.8  
FG Pct: 42.2  
3FG Pct: 39.1  
FT Pct: 100.0

Rebounds/game: 5.0  
Assists/game: 1.8  
Turnovers/game: 1.0  
Assist/turnover ratio: 1.8  
Steals/game: 0.5

#23 Greder, Wes

Opponent	Date	gs	min	Total		3-Pointers		Free throws		Rebounds				pf	a	t/o	blk	stl	pts	avg	
				fg-fga	pct	3fg-fga	pct	ft-fta	pct	off	def	tot	avg								
SAVANNAH STATE	11-11-16		2	0-0	.000	0-0	.000	0-0	.000	0	0	0	0.0	0	0	0	1	0	0	0.0	
MOUNT ST. MARY'S	11-14-16		2	0-1	.000	0-1	.000	0-0	.000	1	0	1	0.5	0	0	0	0	0	0	0.0	
THE CITADEL	11-20-16		3	0-0	.000	0-0	.000	0-2	.000	0	2	2	1.0	0	0	0	0	0	0	0.0	
Totals			0	7	0-1	.000	0-1	.000	0-2	.000	1	2	3	1.0	0	0	0	1	0	0	0.0

Games played: 3  
Minutes/game: 2.3  
FG Pct: 0.0  
3FG Pct: 0.0  
FT Pct: 0.0

Rebounds/game: 1.0  
Blocks/game: 0.3

#24 Nezelek, Stuart

Opponent	Date	gs	min	Total		3-Pointers		Free throws		Rebounds				pf	a	t/o	blk	stl	pts	avg
				fg-fga	pct	3fg-fga	pct	ft-fta	pct	off	def	tot	avg							
SAVANNAH STATE	11-11-16		2	1-1	1.000	0-0	.000	0-0	.000	0	1	1	1.0	0	1	0	0	0	2	2.0
MOUNT ST. MARY'S	11-14-16		2	0-0	.000	0-0	.000	0-0	.000	0	0	0	0.5	0	0	0	0	0	0	1.0
THE CITADEL	11-20-16		3	1-3	.333	0-0	.000	0-0	.000	1	0	1	0.7	0	0	0	0	1	2	1.3
Totals			0	7	2-4	.500	0-0	.000	0-0	.000	1	1	2	0.7	0	1	0	0	4	1.3

Games played: 3  
Minutes/game: 2.3  
Points/game: 1.3  
FG Pct: 50.0

Rebounds/game: 0.7  
Assists/game: 0.3  
Assist/turnover ratio: 99.9  
Steals/game: 0.3

#30 Burton, Deonte

Opponent	Date	gs	min	Total		3-Pointers		Free throws		Rebounds				pf	a	t/o	blk	stl	pts	avg	
				fg-fga	pct	3fg-fga	pct	ft-fta	pct	off	def	tot	avg								
SAVANNAH STATE	11-11-16	*	19	3-7	.429	0-1	.000	1-2	.500	2	7	9	9.0	1	2	5	1	2	7	7.0	
MOUNT ST. MARY'S	11-14-16	*	27	5-9	.556	0-0	.000	0-0	.000	1	12	13	11.0	2	1	3	1	2	10	8.5	
THE CITADEL	11-20-16	*	17	3-7	.429	0-1	.000	1-2	.500	0	3	3	8.3	3	2	0	2	2	7	8.0	
vs Indiana State	11-24-16	*	26	4-15	.267	0-4	.000	2-4	.500	3	4	7	8.0	2	1	3	0	2	10	8.5	
Totals			4	89	15-38	.395	0-6	.000	4-8	.500	6	26	32	8.0	8	6	11	4	8	34	8.5

Games played: 4  
Minutes/game: 22.3  
Points/game: 8.5  
FG Pct: 39.5  
3FG Pct: 0.0  
FT Pct: 50.0

Rebounds/game: 8.0  
Assists/game: 1.5  
Turnovers/game: 2.8  
Assist/turnover ratio: 0.5  
Steals/game: 2.0  
Blocks/game: 1.0

2016-17 Cyclone Basketball  
Iowa State Individual Game-by-Game (as of Nov 24, 2016)  
All games

#33 Young, Solomon

Opponent	Date	gs	min	Total		3-Pointers		Free throws		Rebounds				pf	a	t/o	blk	stl	pts	avg
				fg-fga	pct	3fg-fga	pct	ft-fta	pct	off	def	tot	avg							
SAVANNAH STATE	11-11-16		14	5-6	.833	0-0	.000	1-4	.250	1	4	5	5.0	5	0	2	1	0	11	11.0
MOUNT ST. MARY'S	11-14-16		11	1-3	.333	0-1	.000	1-1	1.000	2	4	6	5.5	4	0	1	2	0	3	7.0
THE CITADEL	11-20-16		20	5-6	.833	0-0	.000	2-2	1.000	2	3	5	5.3	2	0	1	0	0	12	8.7
Totals		0	45	11-15	.733	0-1	.000	4-7	.571	5	11	16	5.3	11	0	4	3	0	26	8.7

Games played: 3  
Minutes/game: 15.0  
Points/game: 8.7  
FG Pct: 73.3  
3FG Pct: 0.0  
FT Pct: 57.1

Rebounds/game: 5.3  
Turnovers/game: 1.3  
Blocks/game: 1.0

#TM TEAM

Opponent	Date	gs	min	Total		3-Pointers		Free throws		Rebounds				pf	a	t/o	blk	stl	pts	avg
				fg-fga	pct	3fg-fga	pct	ft-fta	pct	off	def	tot	avg							
SAVANNAH STATE	11-11-16		0	0-0	.000	0-0	.000	0-0	.000	2	0	2	2.0	0	0	0	0	0	0	0.0
MOUNT ST. MARY'S	11-14-16		0	0-0	.000	0-0	.000	0-0	.000	1	1	2	2.0	0	0	0	0	0	0	0.0
THE CITADEL	11-20-16		0	0-0	.000	0-0	.000	0-0	.000	0	0	0	1.3	0	0	0	0	0	0	0.0
vs Indiana State	11-24-16		0	0-0	.000	0-0	.000	0-0	.000	4	1	5	2.3	0	0	1	0	0	0	0.0
Totals		0	0	0-0	.000	0-0	.000	0-0	.000	7	2	9	2.3	0	0	1	0	0	0	0.0

Games played: 4

Rebounds/game: 2.3  
Turnovers/game: 0.3