

## MIAMI BASKETBALL QUICK HITS

**9** Miami has just **9** scholarship student-athletes on the roster, led by seniors Davon Reed and Kamari Murphy, and junior Ja'Quan Newton.

**4** The Hurricanes have **4** new players wearing Miami uniforms this season, all of whom are true freshmen.

**11** Among active coaches, Coach L is the **11th**-winningest coach in the country with 596 victories, and ranks No. 42 on the list of all-time winningest coaches.

**1.7** Miami's facilities are undergoing **\$1.7** million in renovations with graphics and new features in the office areas and locker rooms of the Watsco Center.

**15** This season Jim Larrañaga and associate head coach Chris Caputo are in their **15th** season on the sidelines together, dating back to their time at George Mason.

### 2016-17 SCHEDULE

|         |                  |        |          |
|---------|------------------|--------|----------|
| Nov. 2  | Barry (Ex.)      | ACCN E | W, 73-62 |
| Nov. 11 | Western Carolina | ACCN E | W, 92-43 |
| Nov. 16 | at North Florida | ESPN3  | W, 94-56 |
| Nov. 19 | Penn             | ACCN E | W, 74-62 |

#### AdvoCare Invitational, HP Field House, Orlando, Fla.

|         |                   |       |          |
|---------|-------------------|-------|----------|
| Nov. 24 | Stanford          | ESPN2 | W, 67-53 |
| Nov. 25 | #21/22 Iowa State | ESPN2 | L, 56-73 |
| Nov. 27 | Florida           | ESPN2 | L, 56-65 |

#### ACC/Big Ten Challenge

|         |         |       |          |
|---------|---------|-------|----------|
| Nov. 30 | Rutgers | ESPNU | W, 73-61 |
|---------|---------|-------|----------|

#### HoopHall Miami Invitational, AAA, Miami

|         |                      |        |          |
|---------|----------------------|--------|----------|
| Dec. 3  | Wofford              | ESPN3  | W, 74-57 |
| Dec. 6  | South Carolina State | ACCN E | W, 82-46 |
| Dec. 16 | Florida Atlantic     | ACCN E | W, 76-56 |
| Dec. 22 | George Washington    | ACCN E | W, 72-64 |
| Dec. 28 | Columbia             | ACCN E | W, 78-67 |

#### Atlantic Coast Conference Schedule

|         |                  |        |          |
|---------|------------------|--------|----------|
| Dec. 31 | NC State         | RSN    | W, 81-63 |
| Jan. 4  | at Syracuse      | RSN    | 7 p.m.   |
| Jan. 12 | Notre Dame       | ESPN   | 7 p.m.   |
| Jan. 14 | at Pittsburgh    | RSN    | 12 p.m.  |
| Jan. 18 | at Wake Forest   | ACCN   | 8 p.m.   |
| Jan. 21 | at Duke          | ESPN/2 | TBA      |
| Jan. 25 | Boston College   | RSN    | 9 p.m.   |
| Jan. 28 | North Carolina   | CBS    | 1 p.m.   |
| Feb. 1  | Florida State    | ACCN   | 8 p.m.   |
| Feb. 4  | at NC State      | ACCN   | 3 p.m.   |
| Feb. 8  | Virginia Tech    | RSN    | 9 p.m.   |
| Feb. 11 | at Louisville    | ESPN/2 | TBA      |
| Feb. 15 | Georgia Tech     | ACCN   | 8 p.m.   |
| Feb. 18 | Clemson          | RSN    | 12 p.m.  |
| Feb. 20 | at Virginia      | ESPN   | 7 p.m.   |
| Feb. 25 | Duke             | CBS    | 4 p.m.   |
| Feb. 27 | at Virginia Tech | ESPN2  | 9 p.m.   |
| March 4 | at Florida State | ACCN   | 4 p.m.   |

March 7-11 ACC Tournament, Brooklyn, N.Y.

### MIAMI COMMUNICATIONS

Amy LaBrie, Associate Director of Communications  
O: (305) 284-3241 | C: (813) 410-1194

LaBrie@miami.edu | @CanesHoops

Kevin Ivany, Communications Assistant

## GAME 14



### RV MIAMI HURRICANES (11-2, 1-0 ACC)

**Head Coach:** Jim Larrañaga  
**Record at Miami:** 129-59, sixth season  
**Career Record:** 599-393, 33rd season

**2013 & 2016 ACC Coach of the Year**  
**ACC Record at Miami:** 55-34  
**Alma Mater:** Providence, 1971



### SYRACUSE ORANGE (8-6, 0-1 ACC)

**Head Coach:** Jim Boeheim  
**Record at Syracuse:** 892-348, 41st season

**Alma Mater:** Syracuse 1966  
**Career Record:** 892-348, 41st season

### SETTING THE SCENE

**DATE** Wednesday, Jan. 4, 2017

**TIME** 7 p.m.

**LOCATION** Carrier Dome | Syracuse, N.Y.

**BROADCASTS** **Television:** RSN - Wes Durham, Mike Gminski

**Affiliates** FOX Sports South; FOX Sports Carolinas; FOX Sports Sun;  
FOX Sports Midwest Plus/FOX Sports Indiana Plus; Comcast SportsNet Mid-Atlantic; YES;  
NESN; ROOT Sports Pittsburgh; SportsTime Ohio; FOX Sports Detroit Plus;  
FOX Sports North Plus; FOX Sports Wisconsin Plus; FOX Sports San Diego;  
FOX Sports Prime Ticket; ROOT Sports Rocky Mtn.; ROOT Sports Northwest.

**Radio:** 940 WINZ - Joe Zagacki

**Online:** ACC Network Extra <http://es.pn/2g5ABpB>

**SERIES** All-time: Miami trails 7-16 Since rebirth in 1985-86: 7-15  
Home: 4-9 Away: 3-7 Neutral: 0-0  
Last matchup: Jan. 2, 2016. Miami W, 64-51.  
Under Coach Larrañaga: 2-2 Coach L all-time vs. Syracuse: 2-3

**POLLS** Miami AP: RV USA Today: RV KenPom: 30  
Syracuse AP: NR USA Today: NR KenPom: 56

**WEATHER** Coral Gables: High 85 / Low 67 Syracuse, N.Y.: High 37 / Low 21

### THE 2016-17 HURRICANES

Miami has nine scholarship players eligible for competition, led by a trio of captains in seniors Davon Reed and Kamari Murphy, along with junior Ja'Quan Newton. Sophomores Anthony Lawrence and Ebuka Izundu also returned for the Hurricanes.

This season a group of four newcomers comprising Miami's top recruiting class in program history donned a UM jersey for the first time. The Canes' coaching staff reeled in four freshmen in McDonald's All-American Dewan Huell, Jordan Brand Classic All-American Bruce Brown, Australian standout Dejan "DJ" Vasiljevic and Rodney Miller from national powerhouse Oak Hill Academy (Va.). The four-man group was named one of the top 2016 classes in the country, with a No. 9 ranking from 247Sports, No. 10 from Scout, No. 13 from ESPN and No. 13 from Rivals.

### CANES SIGN A TRIO OF TOP-100 PLAYERS

Jim Larrañaga has signed three ESPN Top 100 players for the 2017 class in guard Lonnie Walker (No. 19), guard Chris Lykes (52) and forward Deng Gak (93). New Zealander Sam Waardenburg also joins the class, and is practicing with the team this spring. This marks the second straight Miami recruiting class with at least two ESPN Top 100 players, following last year's signing of Bruce Brown (26) and Dewan Huell (28).

Walker is a 6-foot-5-inch shooting guard from Reading, Pa., with great ball handling skills and is Miami's highest-ranked recruit in program history. Lykes is a 5-foot-6-inch explosive do-it-all point guard from Bowie, Md., who plays at Gonzaga College (D.C.) High School. Gak is a 6-foot-11-inch forward playing his prep ball at Blair Academy in New Jersey.

### HEAD COACH JIM LARRAÑAGA

Coach Jim Larrañaga has led the Hurricanes to a pair of NCAA Sweet 16 appearances and won the 2013 ACC regular season and ACC Tournament titles. He has been named the AP, Naismith, USBWA and Henry Iba National Coach of the Year, twice was both the ACC and USBWA District Coach of the Year (2013, 2016), and was the 2013 NABC District Coach of the Year.





## 2016-17 MIAMI HURRICANES

| NAME  | YR.  | POS. | HT.  | WT. | HOMETOWN   PREVIOUS SCHOOL (S)                       |
|---|------|------|------|-----|--|
| <b>0 Ja'Quan Newton</b>   | Jr.  | G    | 6-2  | 187 | Philadelphia, Pa. / Neumann-Goretti HS               |
| Captain. Starting PG after being touted as Sixth Man of the Year a season ago. Soph. stats: 10.5 ppg, 1.4 apg, 2.3 rpg. |      |      |      |     |  |
| <b>2 Mike Robinson</b>  | So.  | G    | 5-10 | 170 | New Britain, Conn. / New Britain HS                  |
| Team manager turned walk-on. Played basketball, football and was on track team in high school.                          |      |      |      |     |  |
| <b>3 Anthony Lawrence, Jr.</b>  | So.  | G/F  | 6-7  | 210 | St. Petersburg, Fla. / Lakewood Senior HS            |
| PG in high school, small forward at Miami. Son of a high school coach. Freshman stats: 4.1 ppg, 42.9% 3FG, 51.1% FG.    |      |      |      |     |  |
| <b>4 Dejan "DJ" Vasiljevic</b>  | Fr.  | G    | 6-3  | 198 | Melbourne, Australia / Australian Institute of Sport |
| Goes by DJ. Combo guard with international experience with FIBA and Australian national team.                           |      |      |      |     |  |
| <b>5 Davon Reed</b>   | Sr.  | G    | 6-6  | 220 | Ewing, N.J. / Princeton Day School                   |
| Three-year captain. Workman mentality. 2016 NABC Honors Court. Junior stats: 11.1 ppg, 4.1 rpg, 81.6% FT.               |      |      |      |     |  |
| <b>11 Bruce Brown</b>   | Fr.  | G    | 6-5  | 190 | Boston, Mass. / Vermont Academy                      |
| 2016 Jordan Brand Classic All-American. Boasts 6-9 wingspan. Multi-sport athlete in high school, also playing football. |      |      |      |     |  |
| <b>14 Rodney Miller, Jr.</b>  | Fr.  | C    | 7-0  | 258 | Laurelton, N.Y. / Oak Hill Academy                   |
| Ranked No. 15 center by ESPN and No. 17 by Scout. 7-1 wingspan. Ranked No. 90 overall by Scout and No. 96 by 247.com.   |      |      |      |     |  |
| <b>15 Ebuka Izundu</b>  | So.  | C    | 6-10 | 231 | Charlotte, N.C. / Victory Christian Center / Nigeria |
| Born in Lagos, Nigeria, and moved to the United States in 2013. Freshman stats: 2.1 ppg, 1.3 rpg, 15 GP.                |      |      |      |     |  |
| <b>20 Dewan Huell</b>   | Fr.  | F    | 6-11 | 220 | Miami, Fla. / Miami Norland HS                       |
| 2016 McDonald's All-American. Ranked No. 21 by ESPN, No. 23 by Rivals and No. 25 by Scout.                              |      |      |      |     |  |
| <b>21 Kamari Murphy</b>   | RSr. | F    | 6-8  | 220 | Brooklyn, N.Y. / Oklahoma State / IMG / Lincoln HS   |
| Captain. Graduated in May with B.A. in sociology. Transfer from Oklahoma State. Junior stats: 6.0 rpg, 5.6 ppg.         |      |      |      |     |  |
| <b>35 Chris Stowell</b>   | Jr.  | F    | 6-6  | 208 | Exeter, N.H. / Tilton School / Exeter HS             |
| Walk on with good athleticism. Speaks English, Spanish, some Italian, Russian, Chinese and Hebrew.                      |      |      |      |     |  |
| <b>RS Michael Gilmore</b>   | Jr.  | F    | 6-8  | 208 | Jacksonville, Fla. / VCU / Rickards HS               |
| Will redshirt 2016-17 campaign after transferring from Virginia Commonwealth in the summer of 2016.                     |      |      |      |     |  |
| <b>RS Sam Waardenburg</b>   | Fr.  | F    | 6-9  | 205 | Henderson, New Zealand / Rangitoto College HS        |
| Joined the team Dec. 29, with the expectation to begin competition in the fall of 2017.                                 |      |      |      |     |  |

### LARRAÑAGA BY THE NUMBERS

5 - Coach Jim Larrañaga is one of five ACC coaches with a Final Four appearance to his credit. In 2006, Larrañaga became the first coach at a mid-major school to take his team to the NCAA Final Four in 27 years.

7 - In 33 years of coaching, Jim Larrañaga has a winning record in the NCAA Tournament, a 9-7 mark in seven appearances.

7 - Larrañaga is no stranger to the ACC. In his seven seasons as an assistant coach at Virginia, the Cavaliers participated in the NCAA Final Four in 1981 and 1984, won three ACC Championships and finished in the top five of the rankings.

16 - Larrañaga has made 16 postseason appearances in the past 27 years, including reaching seven NCAA Tournaments.

33 - Larrañaga is in his 33rd year as a head coach and has successfully transitioned three institutions into winning programs: Miami, Bowling Green and George Mason.

500 - Coach L is one of five ACC coaches with 500 or more wins.

### LARRAÑAGA - WHY MIAMI?

Along with returning to the best basketball conference in the country, Coach L had a few personal reasons for accepting the head coaching job at Miami. Coach's grandfather was from Cuba, where he produced the Larrañaga [lare-en-YAH-ga] cigar. Coach's father was raised in Key West, Fla., before moving to The Bronx, N.Y., getting married and raising six children. Coach L was raised in The Bronx, but vacationed to Florida as a boy. He also owns a house in Sarasota, Fla., and three of his siblings have retired to Florida.

### WHAT'S BACK

| Category         | Total   | P/G  | Pct. |
|------------------|---------|------|------|
| Games Started    | 64      | 1.8  | .366 |
| Minutes Played   | 2983    | 17.0 | .425 |
| Points           | 1060    | 30.3 | .405 |
| Field Goals Made | 369     | 10.5 | .409 |
| Field Goal Pct.  | 369-764 |      | .483 |
| 3-Point FG Made  | 73      | 2.1  | .308 |
| 3-Point FG Pct.  | 73-195  |      | .374 |
| Free Throws Made | 249     | 7.1  | .430 |
| Free Throw Pct.  | 249-348 |      | .716 |
| Rebounds         | 487     | 13.9 | .408 |
| Assists          | 164     | 4.7  | .374 |
| Steals           | 86      | 2.5  | .400 |
| Blocks           | 64      | 1.8  | .504 |

### Returning Leaders

|                   |                       |      |
|-------------------|-----------------------|------|
| Points/Game       | Davon Reed            | 11.1 |
| FG Made           | Davon Reed            | 129  |
| FG Pct. (Guard)   | Anthony Lawrence, Jr. | .511 |
| FG Pct. (Forward) | Ebuka Izundu          | .625 |
| 3-Point FG Made   | Davon Reed            | 46   |
| 3-Point Pct.      | Anthony Lawrence, Jr. | .429 |
| Free Throws Made  | Ja'Quan Newton        | 105  |
| Free Throw Pct.   | Davon Reed            | .816 |
| Rebounds/Game     | Kamari Murphy         | 6.0  |
| Assists/Game      | Ja'Quan Newton        | 2.2  |
| Steals/Game       | Ja'Quan Newton        | 0.9  |
| Blocks/Game       | Kamari Murphy         | 0.9  |

### PRONUNCIATIONS

#### Players

|                    |                             |
|--------------------|-----------------------------|
| 0 Ja'Quan Newton   | Juh-quan                    |
| 4 Dejan Vasiljevic | Day-on<br>Vass-EEL-uh-vitch |
| 5 Davon Reed       | Dave-on                     |
| 15 Ebuka Izundu    | E-boo-kuh<br>E-zoon-du      |
| 20 Dewan Huell     | Duh-wan<br>Hue-ull          |
| 21 Kamari Murphy   | Kuh-mar-EE                  |
| 35 Chris Stowell   | Stole                       |

#### Coaches

|               |                 |
|---------------|-----------------|
| Jim Larrañaga | lare-uh-nay-guh |
| Chris Caputo  | ca-poo-toe      |

### CLASS BREAKDOWN

#### Seniors (2)

Kamari Murphy, Davon Reed

#### Juniors (3)

Ja'Quan Newton, Michael Gilmore\*,  
Chris Stowell#

#### Sophomores (3)

Ebuka Izundu, Anthony Lawrence Jr.,  
Mike Robinson#

#### Freshmen (4)

Bruce Brown, Dewan Huell,  
Rodney Miller Jr., Dejan "DJ" Vasiljevic

\*Out due to transfer rules.

#Walk on

### BY LOCATION

|                  |               |
|------------------|---------------|
| <b>Australia</b> | DJ Vasiljevic |
| <b>Nigeria</b>   | Ebuka Izundu  |

**Connecticut** Mike Robinson

**Florida** Michael Gilmore

Dewan Huell

Anthony Lawrence, Jr.

**Massachusetts** Bruce Brown

**New Hampshire** Chris Stowell

**New Jersey** Davon Reed

**New York** Kamari Murphy

Rodney Miller

**Pennsylvania** Ja'Quan Newton

### PRESEASON POLL | FINAL RANKING

| October 2016       | March 2016         |
|--------------------|--------------------|
| 1. Duke            | 1. North Carolina  |
| 2. North Carolina  | 2. Virginia        |
| 3. Virginia        | <b>3. Miami</b>    |
| 4. Louisville      | 4. Louisville      |
| 5. Syracuse        | 5. Duke            |
| 6. NC State        | 6. Notre Dame      |
| 7. Notre Dame      | 7. Virginia Tech   |
| 8. Florida State   | 8. Clemson         |
| <b>9. Miami</b>    | 9. Syracuse        |
| 10. Virginia Tech  | 10. Pittsburgh     |
| 11. Clemson        | 11. Florida State  |
| 12. Pitt           | 12. Georgia Tech   |
| 13. Wake Forest    | 13. NC State       |
| 14. Georgia Tech   | 14. Wake Forest    |
| 15. Boston College | 15. Boston College |



### SERIES VS. SYRACUSE

|                                 |                         |
|---------------------------------|-------------------------|
| Overall Miami trails            | 7-16                    |
| Since rebirth in 1985           | 7-15                    |
| Games at Miami                  | 4-9                     |
| Games at Syracuse               | 3-7                     |
| Games on neutral courts         | 0-0                     |
| Current streak                  | Miami W2                |
| Last meeting                    | 1/2/16. Miami W, 64-51. |
| Last Miami win                  | 1/2/16. 64-51.          |
| Last Syracuse win               | 1/25/14. 64-52.         |
| Larrañaga at UM vs. Syracuse    | 2-2                     |
| Larrañaga all-time vs. Syracuse | 2-3                     |

### DID YOU KNOW ...

Coach L became the first Miami coach to win 20+ games in his first two seasons at UM and only the third of 12 UM coaches to post at least three 20-win seasons.

Former Cane Rick Barry was named one of the Greatest Players in NBA History.

Miami native and former Cane standout James Jones won the 2010-2011 NBA All-Star Weekend 3-Point Contest and the NBA Championship in the 2011-2012 and 2012-13 seasons.

Six-time NBA All Star Amar'e Stoudemire enrolled at UM in 2013 and took classes to earn his bachelor's degree. UM is in its 13th season in the ACC.

Coach L led the George Mason Patriots to the 2006 Final Four with big wins over some of basketball's elite teams such as Michigan State, North Carolina and UConn. He was the first coach to take a mid-major to a Final Four in 27 years (Penn '79) when his team advanced in 2006.

In 14 years at George Mason, Larrañaga led the Patriots to five NCAA Tournament appearances (2011, 2008, 2006, 2001, 1999), including the 2006 Final Four.

Miami basketball received APR (Academic Progress Rate) Public Recognition Awards for being among the top 10 percent in APR in its sport. Miami ranks in the top 10 percent of NCAA men's basketball with a 990 APR.

The Miami Department of Athletics recorded a Graduation Success Rate (GSR) of 89 percent. Miami's department-wide GSR is 16th overall among FBS programs. UM has exceeded the NCAA average GSR in each of the last 10 years.

The Canes have averaged 20.0 wins over the last 11 seasons.

The Hurricanes have made at least one trey in 951 of 959 games since the NCAA adopted the 3-point shot in 1986. The last time Miami was held without a 3-pointer was Feb. 26, 2014 at Virginia.

Miami has held 810 of its last 811 opponents to less than 100 points. North Carolina was the last team to score 100+, defeating UM, 105-64, on Jan. 31, 2007.

### CANES IN THE POLLS IN 2016-17

|           | AP      | USA TODAY | KenPom |
|-----------|---------|-----------|--------|
| Preseason | RV (48) | RV (11)   |        |
| Nov. 14   | RV (38) | RV (29)   |        |
| Nov. 21   | RV (44) | RV (37)   |        |
| Nov. 28   | NR      | RV (4)    | 28     |
| Dec. 5    | NR      | NR        | 29     |
| Dec. 12   | RV (6)  | RV (13)   | 26     |
| Dec. 19   | RV (5)  | RV (13)   | 24     |
| Dec. 26   | RV (8)  | RV (13)   | 28     |
| Jan. 2    |         |           | 30     |

### LARRAÑAGA APPROACHING 600 CAREER VICTORIES

Coach Jim Larrañaga is just one win shy of 600 career victories, posting a 599-393 mark in 33 seasons as a head coach. With 600 wins, he will be one of five ACC coaches with 600 victories, and the other four men are in the Basketball Hall of Fame.

Coach L has won 27 games at American International, 170 at Bowling Green, 273 at George Mason and 129 at Miami.

### MIAMI IN ACC ROAD OPENERS

The Canes are 4-8 in ACC road openers since joining the league for the 2004-05 season. Miami opens its road slate against Syracuse for the second time in four seasons. The then-No. 2 Orange won that first meeting, 49-44, on Jan. 24, 2014.

|         |                          |          |
|---------|--------------------------|----------|
| 2004-05 | at #9/10 Georgia Tech    | L, 69-80 |
| 2005-06 | at #21/19 NC State       | L, 69-81 |
| 2006-07 | at #25 Maryland          | W, 63-58 |
| 2007-08 | at #21/24 Boston College | L, 66-76 |
| 2008-09 | at #24/17 Boston College | W, 77-71 |
| 2009-10 | at Boston College        | L, 60-61 |
| 2010-11 | at #1 Duke               | L, 63-74 |
| 2011-12 | at #21/23 Virginia       | L, 51-52 |
| 2012-13 | at Georgia Tech          | W, 62-49 |
| 2013-14 | at #2 Syracuse           | L, 44-49 |
| 2014-15 | at #4 Duke               | W, 90-74 |
| 2015-16 | at #13/11 Virginia       | L, 58-66 |

### R33D FROM LONG RANGE

Senior guard Davon Reed has knocked down 17 shots from long range in the past five games. He was 3-of-5 vs. SC State, then went 5-of-9 vs. Florida Atlantic, 3-of-7 vs. George Washington, 3-of-7 vs. Columbia and 3-of-9 vs. NC State. For the year, he is 30-76 (39.5%) from downtown, hitting multiple 3-pointers in nine outings, including three-or-more six times.

### MURPHY JUST ONE SWAT FROM 100

Senior forward Kamari Murphy has recorded 99 career blocks in 111 games played. He has 38 swats in his 45 games at Miami, after recording 61 blocks in 66 games at Oklahoma State from 2012-14.

### STARTING THE ACC GAUNTLET

According to KenPom.com, seven ACC teams are ranked in the top 30 in the country, including four in the top 10. As of Jan. 1, Miami is No. 30 and Syracuse is No. 56. The Canes return to the Watsco Center on Jan. 12 to face No. 29 Notre Dame. UM ends the regular season ACC schedule with five straight teams who are currently in the top 31 - Clemson (21), at Virginia (3), vs. Duke (7), at Virginia Tech (31) and at Florida State (20).

### JA'QUAN NEWTON'S THREE-YEAR PROGRESSION

Junior Ja'Quan Newton has improved his stats significantly each season with the Hurricanes.

| Season  | GP-S  | MFG  | FG%  | FT%  | RPG | APG | SPG | PPG  |
|---------|-------|------|------|------|-----|-----|-----|------|
| 2014-15 | 34-3  | 13.5 | .405 | .641 | 1.3 | 1.3 | 0.2 | 4.0  |
| 2015-16 | 31-1  | 22.7 | .461 | .734 | 2.3 | 2.5 | 0.9 | 10.5 |
| 2016-17 | 13-13 | 32.0 | .494 | .708 | 3.7 | 3.9 | 1.3 | 15.8 |

### 2016-17 HURRICANES

#### Returners (5)

| Name             | Year | Pos. | PPG  | RPG | APG | FG%  | FT%  |
|------------------|------|------|------|-----|-----|------|------|
| Ebuka Izundu     | So.  | C    | 2.1  | 1.3 | 0.2 | 62.5 | 63.2 |
| Anthony Lawrence | So.  | G    | 4.1  | 1.9 | 0.8 | 51.1 | 60.0 |
| Kamari Murphy    | RSr. | F    | 5.6  | 6.0 | 0.5 | 51.0 | 55.8 |
| Ja'Quan Newton   | Jr.  | G    | 10.5 | 2.3 | 2.5 | 46.1 | 73.4 |
| Davon Reed       | Sr.  | G    | 11.1 | 4.1 | 1.2 | 46.9 | 81.6 |

#### Lettermen Lost (5)

| Name              |          | Pos. | PPG  | RPG | APG | FG%  | FT%   |
|-------------------|----------|------|------|-----|-----|------|-------|
| Ivan Cruz Uceda   | Grad     | F    | 5.4  | 2.6 | 0.2 | 49.2 | 1.000 |
| Tonye Jekiri      | Grad     | C    | 7.6  | 8.6 | 0.8 | 52.5 | 57.6  |
| Sheldon McClellan | Grad     | G    | 16.3 | 3.2 | 1.6 | 50.4 | 83.8  |
| James Palmer      | Transfer | G    | 3.4  | 1.1 | 0.7 | 36.4 | 67.6  |
| Angel Rodriguez   | Grad     | G    | 12.6 | 2.5 | 4.5 | 44.2 | 80.0  |

### WINNINGEST ACTIVE COACHES AT MAJOR SCHOOLS

*\*Totals listed are prior to the 2016-17 season*

*List compiled from "wins vs. major schools" on sports-reference.com*

| Rank | Coach                         | Wins*      |
|------|-------------------------------|------------|
| 1.   | Mike Krzyzewski, Duke         | 1,043      |
| 2.   | Jim Boeheim, Syracuse         | 884        |
| 3.   | Roy Williams, North Carolina  | 783        |
| 4.   | Rick Pitino, Louisville       | 743        |
| 5.   | Bob Huggins, West Virginia    | 719        |
| 6.   | Cliff Ellis, Coastal Carolina | 715        |
| 7.   | John Calipari, Kentucky       | 662        |
| 8.   | Rick Barnes, Tennessee        | 619        |
| 9.   | Bill Self, Kansas             | 592        |
| 10.  | Dana Altman, Oregon           | 564        |
| 11.  | <b>Jim Larrañaga, Miami</b>   | <b>560</b> |
| 12.  | Tubby Smith, Memphis          | 557        |
| 13.  | Steve Fisher, San Diego State | 552        |
| 14.  | Fran Dunphy, Temple           | 524        |
| 15.  | Tom Izzo, Michigan State      | 524        |

### UM SINCE JOINING THE ACC IN 2004-05

| Season  | Overall | ACC W-L | ACC Rank/Seed | Post Season  |
|---------|---------|---------|---------------|--------------|
| 2004-05 | 16-13   | 7-9     | t6 / 6        | 0-1 NIT 0-1  |
| 2005-06 | 18-16   | 7-9     | t7 / 8        | 1-1 NIT 2-1  |
| 2006-07 | 12-20   | 4-12    | 12 / 12       | 1-1          |
| 2007-08 | 23-11   | 8-8     | t5 / 5        | 1-1 NCAA 1-1 |
| 2008-09 | 19-13   | 7-9     | t7 / 9        | 0-1 NIT 1-1  |
| 2009-10 | 20-13   | 4-12    | 12 / 12       | 2-1          |
| 2010-11 | 21-15   | 6-10    | 9 / 9         | 1-1 NIT 2-1  |
| 2011-12 | 20-13   | 9-7     | t4 / 6        | 1-1 NIT 1-1  |
| 2012-13 | 29-7    | 15-3    | 1 / 1         | 3-0 NCAA 2-1 |
| 2013-14 | 17-16   | 7-11    | 10/10         | 1-1          |
| 2014-15 | 25-13   | 10-8    | 6/6           | 1-1 NIT 4-1  |
| 2015-16 | 27-8    | 13-5    | 2/3           | 1-1 NCAA 2-1 |
| 2016-17 | 11-2    | 1-0     |               |              |

### 2016-17 HURRICANES

#### Starters Returning: 2

Kamari Murphy, Davon Reed

#### Starters Lost: 3

Tonye Jekiri, Sheldon McClellan, Angel Rodriguez

#### Incoming Freshmen: 4

Bruce Brown, Dewan Huell, Rodney Miller, Jr., DJ Vasiljevic

#### Incoming Transfers: 1

Michael Gilmore (out for 2016-17 season)

#### By Class:

2 seniors, 3 juniors, 3 sophomores, 4 freshmen

#### By Location:

3 - Florida, 2 - New York, 1 - Australia, Nigeria, Connecticut, Massachusetts, New Jersey, New Hampshire, Pennsylvania

**Top Returning Scorer:** Davon Reed - 11.1 ppg

**Top Returning Rebounder:** Kamari Murphy - 6.0

**Top Returner in Assists:** Ja'Quan Newton - 2.2

**Top Returner in Steals:** Ja'Quan Newton - 0.9

**Top Returner in Blocks:** Kamari Murphy - 0.9





## UM COMMUNICATIONS

**MBB Contact** Amy (Woodruff) LaBrie  
Associate Director of Communications  
**Work/Cell** (305) 284-3241 / (813) 410-1194  
**E-mail** LaBrie@miami.edu  
**Communications Assistant** Kevin Ivany  
**Website** www.HurricaneSports.com

## 2016-17 UM QUICK FACTS

**Location** Coral Gables, Fla.  
**Stadium** Watsco Center (7,972)  
**Press Row** 305-284-2111  
**Enrollment** 16,188  
**Founded** 1925  
**Colors** Orange, Green, White  
**Nickname** Hurricanes  
**Mascot** Sebastian the Ibis  
**Conference** Atlantic Coast  
**President** Dr. Julio Frenk  
**Director of Athletics** Blake James  
**Address** 5821 San Amaro Drive  
Coral Gables, FL 33146  
**Ticket Office Phone** 1-800-GoCanes  
**Website** HurricaneSports.com

## 2015-16 in Review

**Overall Record** 27-8  
**Home/Away/Neutral** 15-1 / 6-5 / 6-2  
**ACC Record / Finish** 13-5 / 12nd  
**Letterwinners Returning / Lost** 5 / 5  
**Starters Returning / Lost** 2 / 3  
**Newcomers** 5

**Head Coach** Jim Larrañaga  
**Alma Mater** Providence, 1971  
**Record at UM** 129-59 / 6th season  
**Overall Record** 599-393 / 33rd season  
**ACC Record** 55-34 (6th)  
**Assistants**  
Chris Caputo Westfield (Mass.) State, '02  
Jamal Brunt Randolph-Macon, '03  
Adam Fisher Penn State, '06, '09

## HISTORY

**First Season of Basketball** 1926  
**Overall All-Time Record** 1,001-729  
**Year UM Joined ACC** 2004-05  
**All-Time ACC Record** 98-103 (13)  
**NCAA Appearances** Eight (8-8)  
1960, 1998, 1999, 2000, 2002, 2008, 2013, 2016  
**Last NCAA Appearance** Sweet 16, 2016  
vs. Villanova  
**NIT Appearances** 12 (11-12)  
1961, 1963, 1964, 1995, 1997,  
2001, 2005, 2006, 2009, 2011, 2015  
**Last NIT Appearance** Championship Game  
L, 66-64 (ot), vs. Stanford, 2015  
**ACC Regular Season Champs** 1 / 2013  
**ACC Tournament Championship** 1 / 2013

## COMMUNICATIONS POLICIES

All interview requests for assistant coaches or athletics department staff members must be approved and cleared by Amy (Woodruff) LaBrie in the UM Communications office. Credential requests are taken via e-mail to LaBrie (LaBrie@miami.edu). Any misuse of credentials will result in removal from the Watsco Center and the permanent voiding of the credential. The UM locker room is closed at all times. For home games, Coach L and at least one Hurricane player will report to the media room for interviews following the opposing team's press conference.

## THE MATCHUP BETWEEN MIAMI AND SYRACUSE

Miami is 2-2 against Syracuse since Coach L took over, but the Canes have won the last two matchups against the Orange.

Davon Reed has averaged nine points a game in his career against Syracuse, including 16 vs. the Orange as a freshman.

The Hurricanes won last year's matchup against the Orange despite scoring just 17 points in the first half. Coach L's squad went off for 47 second half points, 14 of which came from Ja'Quan Newton, and Miami grabbed a 64-51 victory.

This will be the first of two games this season that Miami will play an opponent that made last year's Final Four. The other is North Carolina on Jan. 28.

Jim Larrañaga's first matchup with Jim Boeheim came back on Dec. 13, 1995 while Larrañaga was at Bowling Green. Syracuse won that one 75-64.

## WHAT'S TRENDING, INDIVIDUALLY

Freshman guard Bruce Brown has grabbed at least four rebounds in each of the first 13 games, has eight-or-more in six outings and pulled down double-digit boards in two contests. He has at least two assists in 10 contests, and has a steal in 10 of 13 games.

Sophomore Ebuka Izundu has a block in five of the last seven outings and has scored in seven straight games.

Sophomore guard Anthony Lawrence, Jr., has swiped at least one steal in each game but two (Wofford and SC State), and had three-or-more in four outings. He has five-plus rebounds in five of the last six outings.

Redshirt senior forward Kamari Murphy has reorded a pair of double-doubles (vs. Wofford, vs. NC State). He has pulled down seven-plus rebounds in every game but four (Rutgers, SC State, GW and Columbia), and grabbed double-digit boards in five outings.

Junior point guard Ja'Quan Newton has recorded four 20-point games this season. He has scored 11-plus points in every game but one (FAU-8). Newton has three steals in a trio of games and has dished out three-or-more assists in nine outings. He has made a free throw in every game but one (GW), hitting 100 percent of his attempts five times.

Senior guard Davon Reed has scored in double digits 11 times this season, including nine straight games. He has grabbed five-plus rebounds in six outings. Reed has hit at least one shot from long range in every game, with multiple threes in nine contests, led by five against FAU. He has multiple threes in five straight games.

Freshman DJ Vasiljevic has drained three-or-more shots from 3-point range in four games and has hit a three in all but three outings (Florida, Rutgers, FAU).

## RECAPING NC STATE AT MIAMI, DEC. 31, 2016

Ja'Quan Newton scored 21 points as Miami defeated North Carolina State, 81-63, in the ACC opener for both teams. The Hurricanes (11-2, 1-0 ACC) expanded a nine-point lead at halftime to 61-43 on Ebuka Izundu's tip-in with 7:23 remaining in the second half.

Miami's starters vs. NC State: Ja'Quan Newton, Bruce Brown, Davon Reed, Dewan Huell and Kamari Murphy ... Freshmen Bruce Brown, Dewan Huell, Rodney Miller and DJ Vasiljevic each played in the first ACC games of their careers ... Senior guard Davon Reed scored 12 first-half points and ended the night with 20 points ... Reed knocked down a 3-pointer a 18:52 in the first half to score Miami's first points of the ACC slate ... Ja'Quan Newton led the Hurricanes with 21 points against NC State, topping his previous ACC high of 18 vs. Wake Forest (1-23-16) ... With 11 points and 10 rebounds, senior forward Kamari Murphy recorded the fourth double-double of his career, his third as a Hurricane and second of the season ... Sophomore forward Ebuka Izundu grabbed seven rebounds, topping his season high of five (twice) and his previous ACC high of two against North Carolina last season, as well as equaling his career high, set last season against Mississippi State (11/19/15) ... Sophomore guard Anthony Lawrence pulled down five rebounds, topping his ACC-best of four (twice) last season.

## FIRSTS UNDER JIM LARRAÑAGA AT MIAMI

First game: Nov. 11, 2011 vs. Tennessee Tech. W, 69-58.  
First starting lineup: Malcolm Grant, Durand Scott, Garrius Adams, Erik Swoope, Kenny Kadji.  
First opening tip: Miami - Kenny Kadji.  
First UM FG: 18:38, Durand Scott, 3-pointer.  
First lead: 18:38, 3-0.  
First halftime score: Tennessee Tech 32, Miami 27.  
First win: Nov. 11, 2011. Miami 69, Tennessee Tech 58.  
Attendance at first game: 3,600.  
First loss: Nov. 25, 2011 at Ole Miss, 64-61 (OT).  
First road win: Dec. 22, 2011 at Charlotte, 76-61.  
First ACC game: Jan. 7, 2012 at Virginia, L, 52-51.  
First ACC win: Jan. 18, 2012 vs. Clemson, 76-73.  
First ACC regular season title: 2012-13.  
First NIT championship game appearance: April 2, 2015.

## JIM LARRAÑAGA = PROGRAM CHANGER

### In Coach L's Five Seasons at Miami ...

- ACC regular season and tournament championships
- .674 winning percentage
- Four 20-win seasons in five years
- Four postseason appearances with nine victories
- 15 ACC wins in 2013
- One All-American

### Seven Seasons before Coach L at UM ...

- .561 winning percentage
- Best conference finish was fifth place
- One NCAA Tournament appearance
- Most ACC wins in a season was eight

### In Coach L's 14 Seasons at George Mason ...

- .626 winning percentage
- 13 straight winning seasons
- A Final Four appearance
- Five trips to the NCAA Tournament
- Nine postseason appearances
- First national ranking
- First appearance in top 10
- First wins over top 10 teams
- Winningest coach in league history

### Seven Seasons before Coach L at GMU...

- .340 winning percentage
- Seven straight losing seasons
- Zero postseason appearances
- Worst team in the CAA

## PRO CANES

|                     |   |
|---------------------|---|
| James Jones         | Cleveland Cavaliers                         |
| Sheldon McClellan   | Washington Wizards                          |
| Jimmy Graham        | Seattle Seahawks                            |
| Erik Swoope         | Indianapolis Colts                          |
| Trey McKinney Jones | Fort Wayne Mad Ants (D-League)              |
| Garrius Adams       | Le Havre (France)                           |
| Rion Brown          | Katja Basket (Finland)                      |
| Ivan Cruz Uceda     | Cafes Candelas Breogan Lugo (Spain)         |
| Guillermo Diaz      | San Lorenzo de Almagra (Argentina)          |
| Julian Gamble       | Telekom Baskets Bonn (Germany)              |
| Malcolm Grant       | KK Tajfun Sentjur (Slovenia)                |
| Tonye Jekiri        | Bandirma Kirmizi (Turkey)                   |
| Reggie Johnson      | Mono Vampire Bangkok (Thailand)             |
| DeQuan Jones        | Lille Metropole Basket (France)             |
| Kenny Kadji         | Trabzonspor Medical Park Basketbol (Turkey) |
| Donnavan Kirk       | Fukuoka Rizing (Japan)                      |
| Shane Larkin        | Saski Baskonia Vitoria (Spain)              |
| Angel Rodriguez     | Cholet (France)                             |
| Durand Scott        | Enel Basket Brindisi (Italy)                |



## MILESTONES FOR THE CANES

**600 Victories** - Coach Larrañaga is just one win shy of 600 career victories. With 600 wins, he will be one of five ACC coaches with 600 victories, and the other four men are in the Basketball Hall of Fame.

**1,000 Games** - Coach Larrañaga opened the 2016-17 season just 21 shy of 1,000 career games coached. Miami's 21st game of the season is vs. Florida State on Feb. 1. He has coached 53 games at American International, 314 at Bowling Green, 437 at George Mason and now 187 at Miami.

**100 Blocks** - Redshirt senior Kamari Murphy has recorded 99 career blocks, with 61 at Oklahoma State and 38 at Miami.

**1,000 Points** - Senior Davon Reed has scored 1,042 points in 111 career games at The U.

**100 Games** - Seniors Kamari Murphy and Davon Reed each played in their 100th career game at North Florida on Nov. 16, 2016. Murphy, a redshirt senior, played in 66 games at Oklahoma State before coming to Miami as a junior. All of Reed's games are at UM.

**1,000 Program Wins** - The University of Miami men's basketball program has won 1,001 of its 1,730 games.

## WAARDENBURG ADDED TO CANES HOOPS SQUAD

New Zealand native Sam Waardenburg has signed a grant-in-aid agreement with the University of Miami men's basketball team, Head Coach Jim Larrañaga. Waardenburg, a forward from Henderson, New Zealand, has joined the team, but is expected to begin competition with the Hurricanes for the 2017-18 season.

## MIAMI GUARDS SHARING THE BALL

On 10 occurrences this season, an individual has posted at least five assists, led by Brown's 10 (SC State), six (FAU) and five (Western Carolina, Columbia), Newton's nine (Wofford), seven (UNF), six (FAU) and five (SC State, GWU), and six from Reed (SC State).

## FRESHMAN GUARD BROWN SECOND IN REBOUNDS

Freshman guard Bruce Brown is second on the team with 7.3 rebounds per game, trailing senior forward Kamari Murphy's 7.9 rpg. Brown has grabbed four-plus boards in every game, including seven-plus seven times.

## MIAMI RECORDS 1,000TH PROGRAM WIN

With a 78-67 win over Columbia on Dec. 28, 2016, the University of Miami men's basketball team earned its 1,000th program victory. The Canes' first game was on Jan. 8, 1927, a 45-20 win over Rollins under Coach Art Webb. Current Coach Jim Larrañaga has helped UM to both its 900th victory, a 73-58 win over Hawaii on Dec. 22, 2012, and the 1,000th win, over Columbia.

## LUCKY SEVENS FROM LONG RANGE

Miami has made at least seven shots from long range in 111 of Larrañaga's 187 games at UM. The Canes are 88-23 when making at least seven from 3-point range. This season, Miami is 6-0 when hitting seven from deep. 2015-16: 17-3; 2014-15: 18-5; 2013-14: 9-6; 2012-13: 19-3; 2011-12: 19-6.

## DAVON REED - GRAND MAN

In his 109th game at The U, senior guard Davon Reed scored 17 points against George Washington, solidifying his name in Miami's 1,000-point club. He is the 37th Hurricane to score 1,000 points.

## REED COMPLETING DEGREE WITH MARKETING INTERNSHIP

Senior Davon Reed will graduate in May with a degree in sports administration with a minor in marketing and communications. Since June of 2016, Reed has been an intern in the athletics marketing department, assisting the execution of strategic marketing planning for athletics programs with a focus on increasing attendance, game atmosphere and fan experience at Hurricane athletics events.

## MIAMI'S LARGEST IN 2016-17

|                         | Non-Conference            | ACC          |
|-------------------------|---------------------------|--------------|
| Lead                    | 57, WCU                   | 20, NC State |
| Deficit                 | 21, vs. #21/22 Iowa State | 2, NC State  |
| Margin of Victory       | 49, vs. WCU               | 18, NC State |
| Margin of Defeat        | 17, vs. #21/22 Iowa State | --           |
| Halftime Lead           | 28 (2x) last vs. SC State | 9, NC State  |
| Halftime Deficit        | 6, vs. #21/22 Iowa State  | --           |
| Deficit in Win          | 4, vs. Penn               | 2, NC State  |
| Halftime Deficit in Win | --                        | --           |
| Lead in Loss            | 8, vs. Florida            | --           |
| Halftime Lead in Loss   | --                        | --           |

## 2016-17 LED (TIED) THE TEAM IN ...

|                  | Points | Rebounds | Assists | Steals | Blocks |
|------------------|--------|----------|---------|--------|--------|
| Bruce Brown      | (1)    | 3 (1)    | 4 (2)   | 3 (2)  | 1 (1)  |
| Dewan Huell      |        | (1)      |         | (1)    | (5)    |
| Ebuka Izundu     | 1      |          |         |        | 1 (4)  |
| Anthony Lawrence |        |          | (1)     | 3 (2)  | 1 (3)  |
| Rodney Miller    |        |          |         |        | (1)    |
| Kamari Murphy    |        | 7 (2)    |         |        | 1 (3)  |
| Ja'Quan Newton   | 6 (1)  | 1        | 5 (3)   | 2      |        |
| Davon Reed       | 4      |          | (2)     | 2 (1)  | 1      |
| DJ Vasiljevic    | 1      |          |         |        |        |

| Player           | 10+ pts | 20+ pts | 7+ rebs | 2+ blks | 4+ asts | 3+ stls |
|------------------|---------|---------|---------|---------|---------|---------|
| Bruce Brown      | 9       |         | 7       | 1       | 5       | 4       |
| Dewan Huell      | 5       |         | 4       | 1       |         |         |
| Ebuka Izundu     | 2       |         | 1       | 2       |         |         |
| Anthony Lawrence | 4       |         | 1       | 2       |         | 4       |
| Rodney Miller    |         |         |         |         |         |         |
| Kamari Murphy    | 3       |         | 9       | 2       |         |         |
| Ja'Quan Newton   | 12      | 4       | 1       |         | 6       | 3       |
| Davon Reed       | 11      | 2       | 1       | 1       | 2       | 3       |
| DJ Vasiljevic    | 4       |         |         |         |         |         |

## AP TOP 25

Dec. 26, 2016

|                  |      |       |
|------------------|------|-------|
| 1 Villanova (56) | 12-0 | 1,614 |
| 2 UCLA (3)       | 13-0 | 1,518 |
| 3 Kansas         | 11-1 | 1,461 |
| 4 Baylor (6)     | 12-0 | 1,458 |
| 5 Duke           | 12-1 | 1,375 |
| 6 Louisville     | 11-1 | 1,260 |
| 7 Gonzaga        | 12-0 | 1,222 |
| 8 Kentucky       | 10-2 | 1,171 |
| 9 North Carolina | 11-2 | 1,113 |
| 10 Creighton     | 12-0 | 1,049 |
| 11 West Virginia | 11-1 | 933   |
| 12 Virginia      | 10-1 | 892   |
| 13 Butler        | 11-1 | 837   |
| 14 Wisconsin     | 11-2 | 772   |
| 15 Purdue        | 11-2 | 745   |
| 16 Indiana       | 10-2 | 709   |
| 17 Xavier        | 10-2 | 548   |
| 18 Arizona       | 11-2 | 512   |
| 19 Saint Mary's  | 10-1 | 407   |
| 20 Florida State | 12-1 | 326   |
| 21 Oregon        | 11-2 | 321   |
| 22 USC           | 13-0 | 248   |
| 23 Cincinnati    | 10-2 | 207   |
| 24 Notre Dame    | 10-2 | 204   |
| 25 Florida       | 9-3  | 76    |

## USA TODAY COACHES POLL

Dec. 26, 2016

|                   |      |     |
|-------------------|------|-----|
| 1 Villanova (27)  | 12-0 | 771 |
| 2 UCLA (2)        | 13-0 | 736 |
| 3 Kansas (1)      | 11-1 | 695 |
| 4 Baylor          | 12-0 | 656 |
| 5 Duke (1)        | 12-1 | 641 |
| 6 Gonzaga         | 12-0 | 600 |
| 7 Louisville      | 11-1 | 560 |
| 8 Kentucky        | 10-2 | 537 |
| 9 Creighton       | 12-0 | 531 |
| 10 North Carolina | 11-2 | 522 |
| 11 Virginia       | 10-1 | 454 |
| 12 West Virginia  | 11-1 | 438 |
| 13 Butler         | 11-1 | 397 |
| 14 Wisconsin      | 11-2 | 347 |
| 15 Purdue         | 11-2 | 331 |
| 16 Indiana        | 10-2 | 285 |
| 17 Xavier         | 10-2 | 277 |
| 18 Arizona        | 11-2 | 232 |
| 19 Saint Mary's   | 10-1 | 214 |
| 20 Florida State  | 12-1 | 161 |
| 21 Oregon         | 11-2 | 148 |
| 22 USC            | 13-0 | 136 |
| 23 Cincinnati     | 10-2 | 93  |
| 24 Notre Dame     | 10-2 | 92  |
| 25 South Carolina | 9-2  | 57  |

## MIAMI VS. SYRACUSE (7-16)

Home: 4-9      Away: 3-7  
Neutral: 0-0      Under Coach L: 2-2  
Since rebirth in 1985: 7-15

|          | UM    | SYR Rank |       |       |   |
|----------|-------|----------|-------|-------|---|
| 12/28/63 |       | L        | 86-85 | OT    | H |
| 1/11/92  | --    | 20       | L     | 73-57 | A |
| 2/29/92  | --    | 22       | L     | 68-63 | H |
| 1/9/93   | --    | 21       | L     | 89-81 | A |
| 2/6/93   |       | W        | 81-74 |       | H |
| 12/22/93 | --    | 21/18    | L     | 81-52 | A |
| 3/1/94   | --    | 14       | L     | 71-69 | H |
| 12/6/94  | --    | 19/19    | L     | 83-65 | H |
| 1/28/95  | --    | 6/6      | L     | 76-51 | A |
| 1/3/96   | --    | 11/12    | W     | 75-66 | H |
| 2/1/96   | --    | 18/16    | L     | 72-51 | A |
| 12/7/96  | --    | 19/17    | W     | 67-63 | H |
| 1/18/98  | --    | 15/15    | L     | 85-67 | A |
| 2/10/98  | --    | 23/20    | L     | 72-63 | H |
| 2/8/99   | 16/21 | 18/17    | W     | 76-63 | A |
| 1/8/00   | --    | 7/8      | L     | 67-55 | H |
| 2/13/01  | --    | 10/7     | W     | 68-57 | A |
| 1/26/03  |       | L        | 54-49 |       | H |
| 2/14/04  | --    | /25      | L     | 91-74 | H |
| 1/4/14   | --    | 2/2      | L     | 49-44 | A |
| 1/25/14  | --    | 2/2      | L     | 64-52 | H |
| 1/24/15  |       | W        | 66-62 |       | A |
| 1/2/16   | 13/15 | --       | W     | 64-51 | H |

## CAREER TRIPLE-DOUBLES

### Bruce Brown

11p 11r 10a vs. SC State, 12-6-16

## CAREER DOUBLE-DOUBLES

### Bruce Brown

11p 11r 10a vs. SC State, 12-6-16

14p 12r vs. George Washington, 12-22-16

### Kamari Murphy

11p 10r vs. NC State, 12-31-16 ACC

14p 10r vs. Wofford, 12-3-16

11p 13r vs. Buffalo, 3-17-16 NCAA T

10p 10r at Texas (at OSU)

### Davon Reed

10p 12r vs. Buffalo, 3-17-16 NCAA T

10p 12r at Richmond, 3-24-15 NIT

## CAREER 20-POINT GAMES

### Ja'Quan Newton

21 vs. NC State, 12-31-16 ACC

22 vs. Columbia, 12-28-16

21 vs. #21/22 Iowa State, 11-25-16

20 vs. Stanford, 11-24-16

20 vs. Charleston, 12-19-15

### Davon Reed

20 vs. NC State, 12-31-16 ACC

21 vs. FAU, 12-16-16

21 vs. Virginia, 2-22-16 ACC

**CANES VS. SYRACUSE**

| Opponent             | Date    | GS-P | Min | TOTAL |     |      | 3-PTS |     |       | FREE THROWS |     |       | REBOUNDS |     |     |     | PF | FO | A | TO | Blk | Stl | Pts | Avg |
|----------------------|---------|------|-----|-------|-----|------|-------|-----|-------|-------------|-----|-------|----------|-----|-----|-----|----|----|---|----|-----|-----|-----|-----|
|                      |         |      |     | FG    | FGA | Pct  | 3FG   | FGA | Pct   | FT          | FTA | Pct   | Off      | Def | Tot | Avg |    |    |   |    |     |     |     |     |
| Lawrence             | 1-2-16  | 0    | 5   | 0     | 1   | .000 | 0     | 0   | .000  | 1           | 2   | .500  | 1        | 1   | 2   | 2.0 | 0  | 0  | 0 | 0  | 0   | 0   | 1   | 1.0 |
| Murphy               | 1-2-16  | 1    | 25  | 4     | 5   | .800 | 0     | 0   | .000  | 0           | 0   | .000  | 2        | 6   | 8   | 8.0 | 2  | 0  | 1 | 1  | 2   | 1   | 8   | 8.0 |
|                      |         |      |     |       |     |      |       |     |       |             |     |       |          |     |     |     |    |    |   |    |     |     |     |     |
| Newton               | 1-24-15 | 0    | 9   | 1     | 2   | .500 | 1     | 2   | .500  | 0           | 0   | .000  | 0        | 0   | 0   | 0.0 | 0  | 0  | 0 | 0  | 0   | 0   | 3   |     |
|                      | 1-2-16  | 0    | 24  | 3     | 5   | .600 | 2     | 2   | 1.000 | 6           | 10  | .600  | 1        | 3   | 4   | 4.0 | 3  | 0  | 2 | 2  | 0   | 2   | 14  |     |
| <b>Newton Totals</b> |         | 2-0  | 33  | 4     | 7   | .571 | 3     | 4   | .750  | 6           | 10  | .600  | 1        | 3   | 4   | 2.0 | 3  | 0  | 2 | 2  | 0   | 2   | 17  | 8.5 |
|                      |         |      |     |       |     |      |       |     |       |             |     |       |          |     |     |     |    |    |   |    |     |     |     |     |
| Reed                 | 1-25-14 | 0    | 25  | 5     | 8   | .625 | 3     | 4   | .750  | 3           | 3   | 1.000 | 0        | 2   | 2   | 1.8 | 3  | 0  | 0 | 2  | 1   | 0   | 16  |     |
|                      | 1-4-14  | 1    | 20  | 1     | 3   | .333 | 1     | 3   | .333  | 2           | 2   | 1.000 | 0        | 0   | 0   | 2.0 | 1  | 0  | 1 | 1  | 0   | 0   | 5   |     |
|                      | 1-24-15 | 1    | 26  | 4     | 5   | .800 | 3     | 4   | .750  | 0           | 0   | .000  | 0        | 2   | 2   | 2.0 | 2  | 0  | 1 | 1  | 0   | 0   | 11  |     |
|                      | 1-2-16  | 1    | 21  | 1     | 7   | .143 | 0     | 4   | .000  | 2           | 3   | .667  | 1        | 4   | 5   | 5.0 | 1  | 0  | 1 | 2  | 0   | 0   | 4   |     |
| <b>Reed Totals</b>   |         | 4-3  | 92  | 11    | 23  | .478 | 7     | 15  | .467  | 7           | 8   | .875  | 1        | 8   | 9   | 2.3 | 7  | 0  | 3 | 6  | 1   | 0   | 36  | 9.0 |

**IN COACH JIM LARRAÑAGA'S FIRST FIVE SEASONS IN THE ACC**

(Includes only seasons coaching at ACC schools during years as ACC member)

**Among the 29 all-time ACC coaches with 100+ overall wins and 50+ ACC wins,****In just five years in the league, Coach L is ...**

- No. 8 all-time in winning percentage in ACC Tournament games (.636)
- No. 9 all-time in winning percentage in ACC games only (.614)
- No. 25 all-time in ACC wins (54)
- No. 27 all-time in overall wins (118)
- one of 18 coaches to win multiple ACC Coach of the Year honors

**Among the 29 all-time ACC coaches with 100+ overall and 50+ ACC victories, in their first five years in the ACC,****Coach L is ...**

- No. 2 in overall victories (118)
- No. 3 in ACC victories (54)
- tied for No. 4 in ACC Tournament victories (7)
- No. 5 in ACC Tournament winning percentage (.636)
- tied for No. 7 in ACC winning percentage (.614)
- No. 9 overall winning percentage (.674)

**Coach L is one of five coaches who ...**

- posted at least four 20-win seasons
- won at least seven ACC Tournament games

**Coach L is one of seven coaches who ...**

- won two-or-more ACC Coach of the Year honors

**Coach L is one of eight coaches who had ...**

- an overall winning season each year
- at least four ACC winning seasons

**Among the seven current ACC coaches with five-plus years of experience, in their first five seasons in the league,****Coach L is ...**

- the only coach to win two ACC Coach of the Year honors
- No. 2 in overall wins (118), overall winning percentage (.674), ACC victories (54), winning percentage in ACC games only (.614)
- tied for No. 2 in ACC Championships (1)
- No. 3 in wins in the ACC Tournament (7)

**Coach L is one of two coaches who had ...**

- an overall winning season each year
- at least four ACC winning seasons

**Coach L is one of three coaches who ...**

- had at least four NCAA Tournament victories
- won an ACC Championship
- posted at least four 20-win seasons
- won at least seven ACC Tournament games

**EXCEEDING EXPECTATIONS**

In the past five years, Coach Jim Larrañaga's Canes have exceeded preseason expectations every campaign. Larrañaga is the only coach in the ACC to finish above the preseason poll predictions every season, and has the largest margin of surpassing those expectations.

| TOTAL          | 2015-16 | 14-15 | 13-14 | 12-13 | AVG   |
|----------------|---------|-------|-------|-------|-------|
| Miami          | 2       | 4     | 2     | 4     | 3.0   |
| Clemson        | 4       | 2     | 8     | -3    | 2.75  |
| Virginia       | 0       | 3     | 3     | 3     | 2.25  |
| Virginia Tech  | 7       | 0     | 0     | -2    | 1.25  |
| Louisville     | 3       | -1    | N/A   | N/A   | 0.5   |
| Georgia Tech   | 1       | -1    | 0     | 0     | 0.0   |
| Wake Forest    | -3      | 0     | 1     | 1     | -0.25 |
| Boston College | 0       | 1     | -6    | 4     | -0.25 |
| Syracuse       | 0       | -3    | 0     | N/A   | -0.75 |
| Pittsburgh     | 0       | -5    | 1     | N/A   | -1.00 |
| North Carolina | 0       | -3    | -1    | 0     | -1.00 |
| NC State       | -5      | 2     | 3     | -4    | -1.00 |
| Duke           | -2      | -1    | -2    | 0     | -1.25 |
| Notre Dame     | -2      | 4     | -8    | N/A   | -1.5  |
| Florida State  | -5      | -2    | 0     | -2    | -2.25 |

Key: A fifth-place prediction and second-place finish = +3

**COACH L TIES TO THE ACC**

Coach Jim Larrañaga was an assistant coach at Virginia from 1979-1986, under the leadership of Terry Holland. In those seven seasons, Larrañaga helped the Cavaliers to five NCAA appearances: Final Four twice, Elite Eight once, Sweet 16 once and Round of 64 once, as well as two NIT appearances, including the Championship and Quarterfinal round.

**MIAMI ANNOUNCES THE WATSCO CENTER**

In October, the University of Miami announced the naming of its multi-purpose entertainment facility as the Watsco Center. Watsco, Inc., based in Miami, is traded on the New York Stock Exchange and is the largest distributor of air conditioning, heating and refrigeration products with annual sales of more than \$4 billion, 5,000 employees and 563 locations throughout North America. Watsco has provided funding to the University since the 1990s through its "Watsco's Kids" program, providing children in the community free access to performance arts, sports and other events at the University.

The Watsco Center, located in the heart of the Coral Gables campus, and formerly known as the BankUnited Center, is the largest multi-purpose entertainment facility of its kind south of downtown Miami, with more than 200,000 square feet, 8,000 seats and 25 executive suites. The venue has played host to numerous nationally televised University of Miami men's and women's college basketball games, world-class musicians and performers, community events, and several presidential debates, forums and rallies.

**FACILITY UNDERGOING \$1.7 MILLION RENOVATION**

In addition to the arena being renamed the Watsco Center, the University of Miami basketball facility is undergoing a \$1.7 million renovation. The project, which includes work on areas used by both the men's and women's programs, will feature upgrades to the locker rooms, student-athlete lounges, office spaces, weight room and practice facility hallways. The project is being split into two phases, with the second set to begin following the 2016-17 season.

The coaches' offices and hallways of the facility will feature highlights from great moments in Miami basketball history, as well as photos of select stars from both the men's and women's teams. Also on display will be large-scale images of UM's ProCanes, as well as the newest Miami adidas gear. The players' lounge will feature a gaming center complete with couches and televisions. The walls of the practice facility will showcase photos of celebrity Canes fans throwing up the U. Student-athletes will have custom lockers and the sound system in the locker room, lounges and coaches' offices will be upgraded.

**MIAMI PICKED NINTH IN ACC PRESEASON POLL**

Miami was predicted to finish ninth out of 15 teams in the Atlantic Coast Conference this season, as announced by the league at the 55th annual Operation Basketball. Duke was picked to win the ACC, followed by North Carolina, Virginia and Louisville. Miami's all-time preseason poll breakdowns and finishes are as follows:

|                        |                        |
|------------------------|------------------------|
| 2015-16 - 5th - t-2nd  | 2009-10 - 10th - 12th  |
| 2014-15 - 10th - t-6th | 2008-09 - 4th - t-7th  |
| 2013-14 - 12th - 10th  | 2007-08 - 12th - t-5th |
| 2012-13 - 5th - 1st    | 2006-07 - 11th - 12th  |
| 2011-12 - 5th - t-4th  | 2005-06 - 7th - t-7th  |
| 2010-11 - 8th - 9th    | 2004-05 - 11th - t-6th |

**COACHING COORDINATORS FOR MIAMI**

Miami's assistant coaching staff is set up in a coordinator system, with Jamal Brunt as the offensive coordinator, Chris Caputo manning the defense and Adam Fisher handling the scout for every opponent. James Johnson is the dean of discipline.

**SEBASTIAN THE IBIS**

In 1926, the University of Miami adopted the Ibis as the official mascot for the University's athletic teams. Representing the leadership, courage, knowledge, strength and speed characteristics that our student-athletes portray. As the clouds become dark and a hurricane approaches, folklore maintains that other birds look to the Ibis for leadership. The Ibis uses its instinct to detect danger. It is the last sign of wildlife to take shelter before a hurricane hits, giving warning that danger is imminent. As the storm passes the Ibis is the first to reappear, a sign that clear skies are approaching.





| MIAMI HIGHS      |                                       | OPPONENT HIGHS   |                                    | MIAMI LOWS       |                                   | OPPONENT LOWS    |  |
|------------------|---------------------------------------|------------------|------------------------------------|------------------|-----------------------------------|------------------|--|
| Points           | 94, at North Florida, 11/16           | Points           | 73, vs. Iowa State, 11/25          | Points           | 56, (2x) last vs. Florida, 11/27  | Points           | 43, vs. Western Carolina, 11/11          |
| Points/Half      | 51 (2nd), vs. Western Carolina, 11/11 | Points/Half      | 39 (2nd), Penn, 11/19              | Points/Half      | 23 (1st half) vs. Stanford, 11/24 | Points/Half      | 14 (1st), vs. South Carolina State, 12/6 |
| Field Goals Made | 37, at North Florida, 11/16           | Field Goals Made | 26, vs. Columbia, 12/28            | Field Goals Made | 18, vs. Iowa State, 11/25         | Field Goals Made | 17, vs. Western Carolina, 11/11          |
| Field Goal Att.  | 68, at North Florida, 11/16           | Field Goal Att.  | 67, vs. Western Carolina, 11/11    | Field Goal Att.  | 48, vs. Wofford, 12/3             | Field Goal Att.  | 51, vs. Stanford, 11/24                  |
| Field Goal Pct.  | 54.7, vs. Columbia, 12/28             | Field Goal Pct.  | 47.3, vs. Columbia, 12/28          | Field Goal Pct.  | 36.0, vs. Iowa State, 11/25       | Field Goal Pct.  | 25.4, vs. Western Carolina, 11/11        |
| 3-Point FG Made  | 10, vs. South Carolina State, 12/6    | 3-Point FG Made  | 10, vs. NC State, 12/31            | 3-Point FG Made  | 2, vs. Iowa State, 11/25          | 3-Point FG Made  | 3 (4x), last vs. FAU, 12/16              |
| 3-Point FG Att.  | 25, vs. South Carolina State, 12/6    | 3-Point FG Att.  | 33, vs. Western Carolina, 11/11    | 3-Point FG Att.  | 12, vs. Rutgers, 11/24            | 3-Point FG Att.  | 9, vs. Florida, 11/27                    |
| Free Throws Made | 24, vs. Western Carolina, 11/11       | Free Throws Made | 15 (2x), last vs. FAU, 12/16       | Free Throws Made | 6, vs. Florida, 11/27             | Free Throws Made | 2, vs. Western Carolina, 11/11           |
| Free Throw Att.  | 36, vs. Western Carolina, 11/11       | Free Throw Att.  | 20, vs. Florida, 11/27             | Free Throw Att.  | 9, vs. Florida, 11/27             | Free Throw Att.  | 3, vs. Western Carolina, 11/11           |
| Rebounds         | 52, vs. Western Carolina, 11/11       | Rebounds         | 36 (2x) last vs. Iowa State, 11/25 | Rebounds         | 30, vs. Stanford, 11/24           | Rebounds         | 24, vs. Columbia, 12/28                  |
| Assists          | 24, vs. South Carolina State, 12/6    | Assists          | 18, vs. Columbia, 12/28            | Assists          | 6, vs. Iowa State, 11/25          | Assists          | 6, vs. South Carolina State, 12/6        |
| Steals           | 11, vs. Penn, 11/19                   | Steals           | 10, vs. Iowa State, 11/25          | Steals           | 4, vs. Florida, 11/27             | Steals           | 2, at North Florida, 11/16               |
| Blocks           | 8 (2x), last vs. Rutgers, 11/30       | Blocks           | 11, vs. Florida, 11/27             | Blocks           | 2 (5x), last vs. NC State, 12/31  | Blocks           | 1 (3x), last vs. NC State, 12/31         |
| Turnovers        | 20, vs. Columbia, 12/28               | Turnovers        | 21, Penn, 11/19                    | Turnovers        | 6, vs. George Washington, 12/22   | Turnovers        | 9 (2x), last vs. FAU, 12/16              |
| Bench Points     | 39, at North Florida, 11/16           | Bench Points     | 35, at North Florida, 11/16        | Bench Points     | 10, vs. Florida, 11/27            | Bench Points     | 9, vs. South Carolina State, 12/6        |
| Victory Margin   | 49, vs. Western Carolina, 11/11       | Victory Margin   | 17, vs. Iowa State, 11/25          | Victory Margin   | 8, vs. George Washington, 12/22   | Victory Margin   | 11, vs. Florida, 11/27                   |

| MIAMI INDIVIDUAL HIGHS |   |
|------------------------|---|
| Points                 | 22, Ja'Quan Newton, vs. Columbia, 12/28                 |
| Field Goals Made       | 9, Ja'Quan Newton, vs. Iowa State, 11/25                |
| Field Goal Attempts    | 16, Ja'Quan Newton, vs. Penn, 11/19                     |
| 3-Point FG Made        | 5 (2x), last Davon Reed, vs. FAU, 12/16                 |
| 3-Point FG Attempts    | 11, DJ Vasiljevic, vs. South Carolina State, 12/6       |
| Free Throws Made       | 8, Davon Reed, vs. Iowa State, 11/25                    |
| Free Throw Attempts    | 10 (3x), last Ja'Quan Newton, vs. NC State, 12/31       |
| Rebounds               | 12, Kamari Murphy, vs. Iowa State, 11/25                |
| Assists                | 12 (2x), last Bruce Brown, vs. George Washington, 12/22 |
| Blocks                 | 3 (5x), Ebuka Izundu, vs. South Carolina State, 12/6    |

| OPPONENT INDIVIDUAL HIGHS |  |
|---------------------------|--|
| Points                    | 21 (2x), Dennis Smith Jr., vs. NC State, 12/31           |
| Field Goals Made          | 8, Deonte Burton, vs. Iowa State, 11/25                  |
| Field Goal Attempts       | 16 (2x), Corey Sanders, vs. Rutgers, 11/30               |
| 3-Point FG Made           | 3 (5x), last Dennis Smith Jr., vs. NC State, 12/31       |
| 3-Point FG Attempts       | 9 (3x) last Naz Mitrou-Long, vs. Iowa State, 11/25       |
| Free Throws Made          | 8, Kasey Hill, vs. Florida, 11/27                        |
| Free Throw Attempts       | 10, Kasey Hill, vs. Florida, 11/27                       |
| Rebounds                  | 10 (2x), last Arnaldo Toro, vs. George Washington, 12/22 |
| Assists                   | 5 (4x), last Dennis Smith Jr., vs. NC State, 12/31       |
| Blocks                    | 4, John Egbunu, vs. Florida, 11/27                       |

#### 2016-17 STARTERS BY GAME

|          |        |          |      |          |        |
|----------|--------|----------|------|----------|--------|
| WCU      | Newton | Lawrence | Reed | Izundu   | Murphy |
| UNF      | Newton | Lawrence | Reed | Izundu   | Murphy |
| Penn     | Newton | Brown    | Reed | Lawrence | Murphy |
| Stanford | Newton | Lawrence | Reed | Izundu   | Murphy |
| Iowa St. | Newton | Lawrence | Reed | Izundu   | Murphy |
| Florida  | Newton | Brown    | Reed | Lawrence | Murphy |
| Rutgers  | Newton | Brown    | Reed | Huell    | Murphy |
| Wofford  | Newton | Brown    | Reed | Huell    | Murphy |
| SC State | Newton | Brown    | Reed | Huell    | Murphy |
| FAU      | Newton | Brown    | Reed | Huell    | Murphy |
| GWU      | Newton | Brown    | Reed | Huell    | Murphy |
| Columbia | Newton | Brown    | Reed | Huell    | Murphy |
| NC State | Newton | Brown    | Reed | Huell    | Murphy |

#### RECORD BY STARTING LINEUP

|  |     |
|--|-----|
| Newton, Reed, Lawrence, Murphy, Izundu ..... | 3-1 |
| Newton, Brown, Reed, Lawrence, Murphy .....  | 1-1 |
| Newton, Brown, Reed, Huell, Murphy .....     | 7-0 |

#### SELLING OUT THE WATSCO CENTER

In just his fifth season in Coral Gables, Jim Larrañaga and Miami SOLD OUT the season ticket allotment for all home games last year at the Watsco Center. It was the first time in Miami athletics history a team sold out their season. And now, the arena is sold out in back-to-back seasons.

For two straight years, fans have bought over 5,500 season tickets, more than doubling the total number of season tickets sold in Larrañaga's first season in Coral Gables. When Coach L began his reign in Miami, fans bought 2,251 season tickets for the 2011-12 campaign. After a record-breaking season on the court in 2012-13, season tickets peaked at 3,674 for 2013-14, prior to this year's 5,750 mark.

##### Season Tickets per Year

|                |                |
|----------------|----------------|
| 2016-17: 5,750 | 2015-16: 5,500 |
| 2014-15: 3,427 | 2013-14: 3,674 |
| 2012-13: 2,372 | 2011-12: 2,251 |

#### BROWN RECORDS PROGRAM'S SECOND TRIPLE-DOUBLE

Freshman guard Bruce Brown recorded a triple-double with 11 points, 11 rebounds and 10 assists against South Carolina State on Dec. 6. It was the second triple-double in program history at Miami, the 11th in the NCAA this season, fourth by a Power 6 player, second by a freshman (De'Aaron Fox, Kentucky) and the 23rd in ACC history.

In 2004, Miami's Anthony King recorded the school's first triple-double with 11 points, a school-record 13 blocks and 10 rebounds against FAU.

#### 21 STRAIGHT WINS AT HOME

Miami has won 21 straight games at the Watsco Center, with an 8-0 mark this season, added to 13 straight victories in the 2015-16 campaign. UM's last loss at home was Nov. 27, 2015, when the Canes fell, 78-77, to Northeastern.

In six seasons under Coach L, Miami is 71-20 overall at home and 40-7 in non-conference play at home. In both 2012-13 and 2015-16, the Canes had just one loss overall at the Watsco Center.

| Year    | Overall | Non-Conf. | Year    | All  | N-C |
|---------|---------|-----------|---------|------|-----|
| 2016-17 | 8-0     | 7-0       | 2013-14 | 8-8  | 5-2 |
| 2015-16 | 15-1    | 6-1       | 2012-13 | 14-1 | 6-0 |
| 2014-15 | 12-6    | 7-2       | 2011-12 | 14-4 | 8-2 |
| Total   | 71-20   | 40-7      |         |      |     |

#### LARRAÑAGA COACHING ONE OF HIS YOUNGEST TEAMS

Prior to the season, the Canes returned just three upperclassmen with 64 starts (all at Miami), and have four newcomers on this season's squad, all of which are freshmen. The only other season with fewer D-I starts was in 2014-15, when the Canes returned just 16 starts at UM, but Angel Rodriguez, Sheldon McClellan and Joe Thomas combined for 58 starts at previous schools.

| Returning Classes |                 | Players/Career Starts |                |
|-------------------|-----------------|-----------------------|----------------|
| Year              | Fr. So. Jr. Sr. | Underclassmen*        | Upperclassmen* |
| 2011-12           | 2 3 5 2         | 5 / 14                | 7 / 250        |
| 2012-13           | 1 1 3 5         | 2 / 19                | 8 / 286        |
| 2013-14           | 2 1 1 5         | 3 / 0                 | 6 / 102        |
| 2014-15           | 4 2 4 1         | 6 / 27                | 5 / 74         |
| 2015-16           | 2 2 2 4         | 4 / 8                 | 6 / 257        |
| 2016-17           | 4 2 1 2         | 6 / 0                 | 3 / 134        |

\*Career starts per player, at Division-I schools. No JuCo starts listed.

#### REED NOMINATED FOR GOOD WORKS TEAM

Senior Davon Reed has been nominated for the Allstate NABC Good Works Team, the National Association of Basketball Coaches and Allstate Insurance Company announced Nov. 30. For three years he has served as an elementary school pen pal, writing letters to local students, promoting the importance of academics while striving for professional dreams, in any field of work. Reed has also volunteered in the community at the Miami Rescue Mission Homeless Shelter.

#### BROWN TABBED ACC FRESHMAN OF THE WEEK

Guard Bruce Brown was recognized as the ACC Freshman of the Week Dec. 5. Brown, a 6-foot-5 guard from Boston, averaged 11.5 points, 7.0 rebounds, 1.5 steals and 1.5 assists per game in a pair of wins over Rutgers and Wofford that week. He hit 70 percent (7-10) of his shots from the field, 50 percent (2-4) from long range and connected on all seven of his attempts from the foul line.

#### MURPHY NAMED MVP OF HOOPBALL INVITATIONAL GAME

Senior forward Kamari Murphy notched his third-career double-double with a career-high 14 points and 10 rebounds against Wofford, earning him MVP honors for the game. Murphy was 5-10 from the field and 4-4 at the free throw line. He also tallied one block for the Canes.

#### GRADUATION SUCCESS RATE ABOVE NATIONAL AVERAGE

University of Miami student-athletes posted a Graduation Success Rate (GSR) of 90 percent, the NCAA announced in November. The figures released by the NCAA show that the Hurricanes are above the national average of 84 percent. Miami's GSR rate is tied for 15th among Football Bowl Subdivision (FBS) institutions. The men's basketball team posted a GSR score of 91 percent, which is above the national average, and is tied for 18th among FBS schools.



## MIAMI IN 2017 DIAMOND HEAD CLASSIC

Miami will join Akron, Davidson, Middle Tennessee, New Mexico State, USC, Utah State and Hawai'i in the 2017 Hawaiian Airlines Diamond Head Classic, which will be played Dec. 22, 23 and 25, 2017 at the Stan Sheriff Center in Honolulu.

## LARRAÑAGA TAPPED INTO IRON ARROW

Coach Jim Larrañaga has been tapped into the Iron Arrow Honor Society, the highest honor one can attain at UM. Women's head coach Katie Meier and Golden Cane Sandy Nusbaum tapped Larrañaga and Deputy AD Tony Hernandez presented Coach L with his Iron Arrow jacket.

## ROOKIE MCCLELLAN MAKES FIRST NBA START

Former Cane and current Washington Wizards rookie Sheldon McClellan made his first NBA start on Nov. 12 vs. Chicago, in just his fifth professional game played. Against the Bulls, he scored 15 points in 35 minutes played. Mac is averaging 4.6 points per game and hitting 44.4 percent from the field in his 11.1 minutes per game.

McClellan signed a partially guaranteed contract with the Washington Wizards, and on the NBA's opening day, McClellan played in his first professional game.

## LARRAÑAGA GRADUATES CANES

All four Hurricane seniors graduated from Miami following the 2015-16 campaign. In May 2015 Sheldon McClellan earned his bachelor of liberal arts degree and in December Angel Rodriguez earned his bachelor's of education degree with a major in sports administration and a minor in sociology, the same degree Ivan Cruz Uceda and Tonye Jekiri both completed in May.

Now all four men are playing professional basketball, with McClellan in the NBA (Wizards) and Rodriguez (France), Jekiri (Turkey) and Cruz Uceda (Spain) all overseas.

## CANES' 2017-18 ROSTER WILL HAVE SIX TOP-100 RECRUITS

Miami has signed three ESPN Top 100 recruits for the class of 2017, including No. 19 Lonnie Walker from Reading, Pa., No. 52 Chris Lykes from Bowie, Md., and No. 93 Deng Gak from Blairtown, N.J.

The 2017 trio will join current ESPN Top 100 Hurricanes Bruce Brown (No. 26 in 2016), Dewan Huell (No. 28 in 2016) and Ja'Quan Newton (No. 58 in 2014) in the fall of 2017. In just six seasons at The U, Larrañaga has recruited six of Miami's 11 ESPN Top 100 players since 2007.

### ESPN Top 100 Players on 2017-18 Roster

|                         |                          |
|-------------------------|--------------------------|
| 19 Lonnie Walker - 2017 | 26 Bruce Brown - 2016    |
| 52 Chris Lykes - 2017   | 28 Dewan Huell - 2016    |
| 93 Deng Gak - 2017      | 58 Ja'Quan Newton - 2014 |

### Miami's ESPN Top 100 Players, Since 2007

|                         |   |
|-------------------------|---|
| 19 Lonnie Walker - 2017 | 53 Edwin Rios - 2007                    |
| 26 Bruce Brown - 2016   | 58 Ja'Quan Newton - 2014                |
| 28 Dewan Huell - 2016   | 83 Garrius Adams - 2009                 |
| 28 DeQuan Jones - 2008  | 88 Donnavan Kirk - 2009                 |
| 43 Durand Scott - 2009  | 93 Deng Gak - 2017                      |
| 52 Chris Lykes - 2017   | - Recruits under Coach L are in italics |

## LARRAÑAGA ONE OF THE BEST

*All stats below are prior to the 2016-17 season.*

Among active coaches, Jim Larrañaga is the 11th-winningest coach in the country at major schools with 588 victories, and is ranked No. 42 on the list of all-time winningest coaches at major schools. Among the seven ACC coaches with five-plus years in the league, in their first five years at their current school, Coach L is second in overall wins (118), overall winning percentage (.674), ACC victories (54), winning percentage in ACC games only (.614). Among all-time ACC coaches (includes only seasons coaching at ACC schools during years as ACC member), Coach L is ranked No. 25 all-time in ACC wins and No. 29 all-time in overall wins, in just five years in the league. He is ninth all-time in winning percentage in ACC games only (.614).

## REED TABBED TO NABC HONORS COURT

Senior Davon Reed was tabbed to the National Association of Basketball Coaches (NABC) 2015-16 NABC Honors Court, recognizing those student-athletes who excelled in academics during the past season.

## HURRICANES MAKE DIVISION I ATHLETICS HISTORY

Miami was the only school in NCAA Division I athletics to have its football team play in a bowl game, men's and women's basketball teams reach the NCAA tournament and baseball team advance to the College World Series during the 2015-16 academic year.

## CANES TOP 100 NATIONALLY

*(as of Jan. 1)*

| Bruce Brown    | Rank | Actual |
|----------------|------|--------|
| Triple Doubles | T 1  | 1.0    |

| Anthony Lawrence | Rank | Actual |
|------------------|------|--------|
| Steals Per Game  | 98   | 1.77   |

| Kamari Murphy     | Rank | Actual |
|-------------------|------|--------|
| Off Reb. Per Game | 73   | 2.92   |

## RETURNING NUMBERS FOR THE CANES

To open the 2016-17 season, Miami returned no more than 51 percent of its scoring, rebounds, assists, steals or blocks from the 2015-16 team.

| Returning | Scoring | Rebs  | Assists | Steals | Blocks |
|-----------|---------|-------|---------|--------|--------|
| 2016-17   | 40.3%   | 40.6% | 37.4%   | 40.0%  | 50.4%  |
| 2015-16   | 72.6%   | 78.1% | 77.0%   | 77.5%  | 77.8%  |
| 2014-15   | 22.2%   | 24.0% | 28.6%   | 26.1%  | 24.2%  |
| 2013-14   | 13.4%   | 15.5% | 0.98%   | 13.0%  | 11.3%  |
| 2012-13   | 79.8%   | 85.6% | 82.1%   | 83.3%  | 90.7%  |

## LARRAÑAGA CONTRACT EXTENDED THROUGH 2022

The University of Miami extended Coach Jim Larrañaga's contract through May 31, 2022, Director of Athletics Blake James announced in September 2014. Larrañaga first signed a five-year contract in April 2011, then was granted a three-year extension in 2012.

## LARRAÑAGA AND CAPUTO TOGETHER 15 YEARS

This season head coach Jim Larrañaga and associate head coach Chris Caputo begin their 15th season on sidelines together, dating back to their time at George Mason University. Caputo started on Coach L's staff as the video coordinator for the 2002-03 season, and along the way, the native of Elmhurst, N.Y., was an assistant coach and is now the associate head coach for the Hurricanes. Caputo helped the 2006 GMU team to the NCAA Final Four and has made five total NCAA Tournament appearances with Larrañaga. Both Caputo and Larrañaga attended Archbishop Molloy High School (N.Y.) and played for legendary head coach Jack Curran.

## ACC TELECONFERENCE

Miami head coach Jim Larrañaga and the league's 14 other coaches will be featured on a weekly teleconference each Monday during the 2016-17 basketball season from 10:30 a.m. to 1 p.m. Each coach will have 10 minutes to make an opening statement and answer questions. There will be an audio file available of each teleconference on the Conference's official website (theACC.com) each Monday afternoon as well as a written transcript of the call. Media representatives wishing to participate in the teleconference should contact the ACC Communications Office or Amy LaBrie at Miami for the call-in number.

Coach Larrañaga will be on the call at the following times each week:

|                 |                  |
|-----------------|------------------|
| Monday, Jan. 9  | 12:20 p.m.       |
| Monday, Jan. 16 | 12:20 p.m.       |
| Monday, Jan. 23 | Noon             |
| Monday, Jan. 30 | Noon             |
| Monday, Feb. 6  | 12:10 p.m.       |
| Monday, Feb. 13 | 12:10 p.m.       |
| Monday, Feb. 20 | Not on the call. |
| Monday, Feb. 27 | Not on the call. |

## NAVY SEALS TRAINING

The Miami basketball team went through a two-day training session with the Navy Seals on the UM campus in late August. The team worked out on both the land and in the swimming pool. Check out the highlight video here: [https://youtu.be/V CZ\\_9t2FVR0](https://youtu.be/V CZ_9t2FVR0).

## RECRUITING THE STATE OF MIAMI

Coach Jim Larrañaga has put great emphasis on recruiting the "state of Miami." UM's recruits from Florida in the past five years include Shane Larkin (Orlando), Tonye Jekiri (Hialeah), Angel Rodriguez (Miami), Joe Thomas (Miami), Anthony Lawrence (St. Petersburg), Dewan Huell (Miami) and Michael Gilmore (Jacksonville).

## CANES IN NATIONAL STATS (as of Jan. 1)

| Category                 | Rank | Actual | Nat'l Leader    | Actual |
|--------------------------|------|--------|-----------------|--------|
| Category                 | Rank | Actual | National Leader | Actual |
| Won-Lost Percentage      | 26   | 84.6   | 3 teams         | 100.0  |
| Scoring Offense          | 152  | 75.0   | The Citadel     | 99.7   |
| Scoring Defense          | 9    | 58.9   | Virginia        | 47.7   |
| Scoring Margin           | 25   | 16.1   | West Virginia   | 32.3   |
| Field-Goal Percentage    | 64   | 47.2   | UCLA            | 54.2   |
| FG Percentage Defense    | 12   | 37.3   | UCF             | 32.5   |
| Three-Point FG Per Game  | 285  | 6.1    | Savannah St.    | 15.3   |
| Three-Point FG Pct       | 153  | 35.7   | Washington      | 43.4   |
| Three Pt FG Defense      | 32   | 29.7   | South Carolina  | 26.0   |
| Free-Throw Percentage    | 99   | 72.1   | Notre Dame      | 84.1   |
| Rebound Margin           | 19   | 8.3    | 2 teams         | 13.8   |
| Assists Per Game         | 292  | 11.8   | UCLA            | 23.1   |
| Assist Turnover Ratio    | 268  | 0.9    | Notre Dame      | 2.02   |
| Blocked Shots Per Game   | 94   | 4.2    | Oregon          | 7.7    |
| Steals Per Game          | 61   | 7.6    | West Virginia   | 13.5   |
| Turnovers Per Game       | 152  | 13.2   | Notre Dame      | 9.2    |
| Turnover Margin          | 178  | 0.2    | West Virginia   | 15.2   |
| Personal Fouls Per Game  | 23   | 16.0   | Michigan        | 14.1   |
| Total Blocks             | 104  | 55.0   | Oregon          | 116.0  |
| Total Assists            | 294  | 154.0  | UCLA            | 347.0  |
| Total Rebounds           | 120  | 523.0  | North Carolina  | 679.0  |
| Free Throw Attempts      | 203  | 269.0  | Brown           | 422.0  |
| Free Throws Made         | 178  | 194.0  | The Citadel     | 319.0  |
| 3-pt Field Goal Attempts | 313  | 221.0  | The Citadel     | 578.0  |
| Total 3-point FGM        | 287  | 79.0   | The Citadel     | 201.0  |
| Total Steals             | 86   | 99.0   | West Virginia   | 175.0  |
| Fewest Turnovers         | 119  | 172.0  | Virginia        | 113.0  |
| Fewest Fouls             | 26   | 208.0  | Michigan        | 183.0  |
| Offensive Reb Per Game   | 54   | 12.77  | Kent St.        | 18.08  |
| Defensive Reb per Game   | 73   | 27.46  | UCF             | 34.71  |
| Turnovers Forced         | 208  | 13.38  | West Virginia   | 25.69  |
| Total Reb Per Game       | 40   | 40.23  | UCF             | 45.71  |





## 2015-16 IN REVIEW

### 2015-16 TEAM HIGHLIGHTS

- First team in Miami history to sell out its home arena for the entire season.
- Third squad in Miami history to play in the Sweet 16.
- 24 regular season wins tied with the 2012-13 season for the most in Miami history.
- 13 wins in ACC play were the second-most in school history, behind 15 in 2012-13.
- Perfect 9-0 at home in ACC play, 15-1 at home overall.
- Defeated five ranked teams: No. 3 Virginia, No. 11 Louisville, No. 16 Utah, No. 22/20 Butler and No. 24/20 Duke, with back-to-back wins over Virginia and Louisville.
- Ranked in the polls a school record 17 straight weeks. Ranked top-15 for a school record 14 weeks.
- Won the Puerto Rico Tip Off, defeating No. 16 Utah, No. 22/20 Butler and Mississippi State by 20.0 points per game. Puerto Rico native Angel Rodriguez was named MVP.
- Won ACC/Big Ten Challenge game at Nebraska, 77-72, in overtime.
- Defeated in-state rival Florida, which was receiving votes at the time.
- Posted 11-1 non-conference regular season record with only loss on a buzzer-beater vs. Northeastern. The Canes were 6-1 at home, 2-0 on the road and 3-0 at neutral sites.
- Coach L named ACC Coach of the Year for second time in four seasons.
- Sheldon McClellan named to the USBWA All-District Team and Coach Larrañaga recognized as District IV Coach of the Year.
- Three players - Sheldon McClellan, Tonye Jekiri and Angel Rodriguez - named All-ACC, while Jekiri was on the ACC Defensive Team. Davon Reed was on the All-ACC Academic Team.
- Sheldon McClellan named to the 2016 ACC All-Tournament Second Team.

### MIAMI POSTS THIRD 25-WIN SEASON

Coach Jim Larrañaga posted his third 25-win season and fourth 20-win season in five years at The U. This was also his fifth-career 25-win season and 10th-career 20-win campaign. Larrañaga is just the second coach in Miami history with four 20-win seasons, joining Bruce Hale (1954-67), and is the only Miami coach with a 25-win year.

This was Miami's third 25-win campaign (all under Coach L) and seventh 20-win season since joining the ACC for the 2004-05 campaign.

### 13+ ACC WINS FOR THE SECOND TIME UNDER COACH L

Miami won 13 games in ACC play for just the second time in school history, along with 15 wins in 2012-13. In five seasons under Larrañaga, the Canes have won seven-or-more ACC games each season. Prior to the arrival of Coach L, Miami had never won 10 ACC games in a season.

### TIED FOR MOST REGULAR-SEASON WINS

Miami was 24-5 in the regular season, tied with the 24-6 record in 2012-13 for the most regular-season wins in Hurricanes history. In Larrañaga's five seasons, the Canes have the following records in the regular season: 2015-16: 24-5; 2014-15: 20-11; 2013-14: 16-15; 2012-13: 24-6; 2011-12: 18-11.

### BEST FG SHOOTING PERCENTAGE IN 27 YEARS

The Canes made 47.9 percent (907-1895) from the field, the best in Miami's history since the 1988-89 season when UM hit 49.2 percent (1024-2083) of its shots.

Miami's 74.9 percent clip (578-772) at the line was the best since 77.1 percent (523-678) in 2001-02.

### THE HURRICANES IN THE NCAA TOURNAMENT

The Canes were a No. 3 seed for the first time in UM history. Miami's highest seed was No. 2, in 2013 and 1999.

The Canes played in the NCAA Tournament for the eighth time.

Miami is 8-8 in NCAA Tournament play.

Miami played in its third Sweet 16, has played in the second round five times and played just one game three times.

Under head coach Jim Larrañaga, Miami is 4-2 in the NCAA Tournament in just four seasons. The Hurricanes were 4-6 in their first six appearances.

UM has won at least one game in the NCAA Tournament in five of eight appearances, including three straight and in five of the last six.

UM has won five of its last eight games in the NCAA Tournament after going 2-1 in 2013 and 1-1 in 2008.

Five different coaches have led Miami to its eight NCAA appearances. Leonard Hamilton (3: 1998-00) and Jim Larrañaga (2: 2013, 2016) are the only coaches to lead the Canes to multiple NCAA berths.

Miami and Texas A&M were the only two schools among top-three seeds who did not play in the NCAA Tournament in 2014-15.

### MIAMI CONTINUES TO EXCEED EXPECTATIONS

Miami was a 3-seed in the 2016 NCAA Tournament, one of five teams among the 12 top three-seeds that was not ranked in the AP preseason poll.

### ALL-ACC AWARDS FOR THE HURRICANES

Coach Jim Larrañaga was named the ACC Coach of the Year for the second time in four seasons, while three players earned postseason honors. Coach Jim Larrañaga - Coach of the Year (ACSMA/Coaches); Tonye Jekiri - All-Defensive Team (ACSMA/Coaches); Sheldon McClellan - Second Team All-ACC (ACSMA/Coaches); Angel Rodriguez - Third Team All-ACC (ACSMA); Tonye Jekiri - Honorable Mention (ACSMA/Coaches). Since joining the league in 2004-05, Miami has had 34 honorees on ACC postseason award lists, 21 of whom have come under Coach L's watch, including five of Miami's six All-Defensive Team players. Jekiri is the only Hurricane to be named to that team twice.

### JEKIRI EARNS MOST WINS IN PROGRAM HISTORY

In four seasons at Miami, Tonye Jekiri won 96 games, the most of any Hurricane in school history. Jekiri was the only remaining player from the 2012-13 ACC Championship and NCAA Sweet 16 team. That season, Jekiri did not play in a pair of games, playing in just 27 wins individually. He played in every victory since, with 17 as a sophomore, 25 as a junior and 27 as a senior.

### MCCLELLAN 11TH-MOST EFFICIENT PLAYER IN THE NATION, 180 PLAYER

Sheldon McClellan was the 11th-most efficient offensive player in the nation among players with 20 percent-or-more possessions used, according to KenPom.com. He was also the third most efficient player in the ACC overall, and No. 30 in the nation. McClellan was 17th in the ACC (league games only) in 2-point field goal percentage (54.6), ninth in true shooting percentage (60.7) and 10th in free throw percentage (83.5). He was fourth in the ACC in turnover rate (9.6).

McClellan also hit 56.7 percent from two, 38.9 percent from three and 83.8 percent at the line, adding up to 179.4, nearly the mark of an 180 player.

### NEWTON BEST SIXTH MAN IN THE COUNTRY

Dick Vitale lauded Miami sophomore Ja'Quan Newton as the "best sixth man in the country." Newton immensely improved his stats from his freshman year, and scored in double digits 21 times last season.

|        | GP | PPG  | FG%  | 3FG  | FT%  | 10+Pts | MPG  |
|--------|----|------|------|------|------|--------|------|
| '15-16 | 30 | 10.8 | 46.9 | 9/26 | 73.4 | 21     | 22.8 |
| '14-15 | 34 | 4.0  | 40.5 | 4/10 | 64.1 | 4      | 13.5 |

In the 10 ACC victories Newton played in (not vs. VT twice, Louisville and Notre Dame), he averaged 11.4 points and 2.3 assists per game, hitting 50.6 percent from the field. In the Canes' four losses he played in, he put up 6.8 points and 1.3 assists per outing, knocking down 26.5 percent of his shots.

### REED NAMED TO ALL-ACC ACADEMIC TEAM

Davon Reed was named to the 2015-16 All-Atlantic Coast Conference Academic Men's Basketball team. The junior from Ewing, N.J., is majoring in sports administration.

### HOOPS TEAMS COMBINE FOR HISTORIC SEASON

The 2015-16 season was the top combined year ever between Miami's men's and women's basketball programs. Together, they went 51-17, setting a school record for combined victories and winning percentage (.750). Additionally, it was the third time, joining 1997-98 and 2012-13, both teams reached the NCAA Tournament in the same season. Miami was one of 10 schools in the nation to have its men's team and women's team conclude the 2015-16 season ranked in the *USA TODAY* Coaches Poll, as they checked in at No. 8 and No. 24, respectively.

### A YEAR TO REMEMBER

The 2015-16 season was the top combined season ever between Miami's men's and women's basketball programs. Together, they went 51-17, setting a school record for combined victories and winning percentage (.750). Additionally, it was the third time, joining 1997-98 and 2012-13, both teams reached the NCAA Tournament in the same year. Miami was one of 10 schools to have its men's team and women's team conclude 2015-16 ranked in the *USA TODAY* Coaches Poll, checking in at No. 8 and No. 24, respectively. The men had the second-most wins in a season in program history, while the women tied for the fifth-most.



| MIAMI'S RECORD WHEN...<br>RECORD          | 2016-17 |     | COACH L |       |
|---|---------|-----|---------|-------|
|   | ALL     | ACC | AT UM   | ACC   |
| All games                                 | 11-2    | 1-0 | 128-60  | 55-34 |
| Home                                      | 8-0     | 1-0 | 71-20   | 32-13 |
| Away                                      | 1-0     | 0-0 | 37-26   | 23-21 |
| Neutral                                   | 2-2     | 0-0 | 21-13   |       |
| November                                  | 5-2     | --  | 29-9    |       |
| December                                  | 6-0     | 1-0 | 27-9    | 1-1   |
| January                                   | --      | --  | 23-14   | 21-14 |
| February                                  | --      | --  | 27-15   | 26-15 |
| March                                     | --      | --  | 23-11   | 7-4   |
| April                                     | --      | --  | 0-1     | --    |
|   |         |     |         |       |
| Vs. Top 10 opponents                      | --      | --  | 5-11    | 4-8   |
| Vs. Top 25 opponents (includes Top 10)    | 0-1     | --  | 13-25   | 8-17  |
| Vs. RV opponents (either or both polls)   | 1-1     | --  | 11-3    | 4-0   |
| Vs. teams over .500 on game day           | 4-2     | 1-0 | 80-52   | 39-29 |
| Vs. teams under .500 on game day          | 5-0     | --  | 32-6    | 12-5  |
| Vs. teams at .500 on game day             | 1-0     | --  | 15-1    | 4-0   |
| While UM is in the Top 25                 | --      | --  | 42-16   | 25-10 |
| While UM is RV (only)                     | 10-2    | 1-0 | 29-6    | 5-1   |
|   |         |     |         |       |
| Leading at halftime                       | 10-0    | 1-0 | 97-13   | 37-10 |
| Trailing at halftime                      | 1-2     | --  | 27-44   | 14-23 |
| Tied at halftime                          | --      | --  | 5-2     | 3-1   |
| Single overtime                           | --      | --  | 3-6     | 1-2   |
| Double overtime                           | --      | --  | 3-1     | 2-1   |
| In overtime games (single+double)         | --      | --  | 6-7     | 3-3   |
| Leading with 2:00 left in regulation      | 11-0    | 1-0 | 119-7   | 51-3  |
| Trailing with 2:00 left in regulation     | 0-2     | --  | 8-49    | 3-30  |
| Tied with 2:00 left in regulation         | --      | --  | 2-1     | 0-1   |
|   |         |     |         |       |
| UM shoots 50% or better from field        | 5-0     | --  | 47-5    | 14-2  |
| UM shoots 40-49% from field               | 6-0     | 1-0 | 67-17   | 35-14 |
| UM shoots under 40% from field            | 0-2     | --  | 15-37   | 6-18  |
| Opp. shoots 50% or better from field      | --      | --  | 7-19    | 3-11  |
| Opp. shoots 40-49% from field             | 3-2     | --  | 55-27   | 27-15 |
| Opp. shoots under 40% from field          | 8-0     | 1-0 | 68-13   | 25-8  |
| UM shoots 70% or better from the line     | 5-1     | --  | 82-30   | 33-17 |
| UM shoots less than 70% from the line     | 6-1     | 1-0 | 47-29   | 31-16 |
| UM makes more 3-point FGs                 | 5-1     | --  | 67-24   | 30-18 |
| UM makes fewer 3-point FGs                | 3-1     | 1-0 | 40-23   | 19-13 |
| 3-point FGs are even                      | 3-0     | --  | 13-5    | 6-3   |
| Four or more Canes in double figures      | 8-1     | 1-0 | 65-13   | 25-9  |
| Three Canes score in double figures       | 3-0     | --  | 47-22   | 23-9  |
| Two or less Canes score in double figures | 0-1     | --  | 17-24   | 7-16  |
|   |         |     |         |       |
| UM outrebounds opponent                   | 9-2     | 1-0 | 85-21   | 31-13 |
| Opp. outrebounds UM                       | 2-0     | --  | 38-38   | 22-21 |
| Tied in rebounds                          | --      | --  | 5-0     | 2-0   |
| UM records 10 or more steals              | 2-0     | --  | 21-4    | 7-1   |
| UM records 15 or more assists             | 4-0     | --  | 38-2    | 15-1  |
| UM commits less than 15 turnovers         | 7-1     | 1-0 | 112-50  | 50-30 |
| UM commits 15 or more turnovers           | 4-1     | --  | 14-4    | 3-4   |
| UM commits less turnovers than opp.       | 6-0     | 1-0 | 72-23   | 32-12 |
| UM commits more turnovers than opp.       | 5-2     | --  | 45-25   | 17-16 |
| Tied in turnovers                         | --      | --  | 12-10   | 6-6   |
|   |         |     |         |       |
| UM scores 59 points or less               | 0-2     | --  | 9-28    | 5-17  |
| UM scores between 60-69 points            | 1-0     | --  | 37-20   | 20-8  |
| UM scores between 70-79 points            | 6-0     | --  | 51-10   | 19-8  |
| UM scores between 80-89 points            | 2-0     | 1-0 | 21-1    | 7-1   |
| UM scores between 90-99 points            | 2-0     | --  | 10-0    | 3-0   |
| UM scores 100 or more points              | --      | --  | 1-0     | 0-0   |
| Playing during the morning (11 a.m.)      | 0-1     | --  | 1-1     |       |
| Playing during the afternoon              | 2-1     | 1-0 | 38-21   | 21-15 |
| Playing in the evening (5 p.m. or later)  | 9-0     | --  | 89-36   | 34-19 |
| Games decided by three points or less     | --      | --  | 15-13   | 8-9   |
| Games decided by four to 10 points        | 1-0     | --  | 37-22   | 18-15 |
| Games decided by 11-19 points             | 6-2     | 1-0 | 47-18   | 19-6  |
| Games decided by more than 20 points      | 4-0     | --  | 30-6    | 10-4  |

## SINCE THE ARRIVAL OF COACH JIM LARRAÑAGA AT MIAMI IN 2011-12 ...

(only includes teams while in the ACC, not with previous conference affiliations)

- Miami won ACC Regular Season and ACC Tournament Championships in 2013.
- Miami has played in a pair of NCAA Sweet 16 games, in 2013 and 2016.
- Miami has 35 overall road wins, the most in the conference, leading 34 from North Carolina, 33 by Virginia and 31 from Duke.
- Miami has posted an 8-6 combined record against Duke (4-2) and North Carolina (4-4).
- Miami has the fourth-most ACC wins (54) in league play, behind Duke (66), Virginia (65) and North Carolina (64).
- Miami has the fourth-most ACC road wins (23) in league play, behind Duke (29), North Carolina (29) and Virginia (25).
- Miami has the fourth-most ACC home wins (31), behind Virginia (40), Duke (37) and North Carolina (35).
- Miami is one of four schools with seven-or-more wins in the ACC Tournament: North Carolina 10, NC State 8, Miami 7 and Florida State 7.
- Miami is one of six ACC schools with a winning record in the NCAA Tournament: Duke, Louisville, Miami, North Carolina, NC State and Notre Dame.
- Miami's seeds in the ACC Tournament have been No. 1, No. 3, No. 6 (2x) and No. 10.
- Miami is one of 10 ACC teams to make an NCAA tournament appearance.
- Miami played in the championship game of the NIT in 2015.
- ACC Selections: Two ACC Coach of the Year, one ACC Player of the Year, ACC Defensive Player of the Year, one ACC Tournament MVP, four ACC All-Tournament, one first-team All-ACC, two second-team All-ACC, four third-team All-ACC, six honorable mention All-ACC, one ACC All-Rookie Team and five ACC All-Defensive Team.
- Miami has the most lopsided win over Duke (27 points) and second-most lopsided wins over North Carolina (26 points) and Florida State (24 points) of any ACC team.
- Miami has won eight ACC games by 20-or-more points: Boston College (27, 22, 22 and 21), Duke (27), North Carolina (26), Florida State (24) and Virginia Tech (24).
- Won at Cameron Indoor Stadium twice. Dealt Duke two of its five overall, and three ACC, losses by 16-plus points. Scored 90 points against Duke twice. Dealt Duke its last two regular-season losses by 16-or-more points: 27 (90-63) on Jan. 23, 2013 at Miami, and 16 (90-74) on Jan. 13, 2015 at Duke.
- All 20 seniors have earned academic degrees from UM: Garrius Adams, Raphael Akpejori, Rion Brown, Ivan Cruz Uceda, Julian Gamble, Malcolm Grant, Justin Heller, Tonye Jekiri, Reggie Johnson, DeQuan Jones, Kenny Kadji, Donnavan Kirk, Sheldon McClellan, Kamari Murphy, Trey McKinney Jones, Ryan Quiglar, Angel Rodriguez, Durand Scott, Erik Swoope and Joe Thomas.

## In the five years prior to the arrival of Coach L (2006-11) ...

- Miami tied for the 10th-most ACC wins (29) in the league, tied with Georgia Tech (29), and ahead of NC State (25).
- Miami recorded 95 overall wins, seventh-most in the ACC.
- Miami's seeds in the ACC Tournament were No. 5, No. 8, No. 9 (2x) and No. 12.
- Miami was 1-14 combined vs. Duke and UNC.
- Miami had one first-team All-ACC, one second-team All-ACC, two third-team All-ACC, one honorable mention All-ACC, one ACC All-Rookie Team and one ACC All-Tournament Team selection.

## COACH LARRAÑAGA'S MILESTONE VICTORIES

| Victory | Date     | Opponent         | Score | School        |
|---------|----------|------------------|-------|---------------|
| 50      | 02/10/88 | Miami (Ohio)     | 65-59 | Bowling Green |
| 100     | 02/23/91 | Kent State       | 84-57 | Bowling Green |
| 150     | 12/22/94 | at Ohio State    | 59-50 | Bowling Green |
| 200     | 12/27/97 | Northeastern     | 66-60 | George Mason  |
| 250     | 12/20/00 | Coastal Carolina | 81-65 | George Mason  |
| 300     | 12/02/03 | East Carolina    | 76-65 | George Mason  |
| 350     | 01/26/06 | William & Mary   | 81-58 | George Mason  |
| 400     | 02/27/08 | William & Mary   | 68-59 | George Mason  |
| 450     | 12/08/10 | Loyola (Md.)     | 66-52 | George Mason  |
| 500     | 01/05/12 | at Georgia Tech  | 62-49 | Miami         |
| 550     | 01/24/15 | at Syracuse      | 66-62 | Miami         |

100th win at Miami Co. of Charleston, 12/19/15 85-63



## THE LAST TIME ...

### Player Scored 30 Points

Miami Sheldon McClellan (31), at Charlotte, 11/25/14  
Opponent Seth Allen (31), vs. Virginia Tech, 3/10/16

### Player Scored 35 Points

Miami Jack McClinton (35) vs. North Carolina, 3/15/09  
Opponent Xavier Rathen-Mayes (35) Florida State, 2/25/15

### Player Scored 40 Points

Miami Darius Rice (43) vs. Connecticut, 1/20/03  
Opponent Sean Singletary (41), Virginia, 3/1/08

### Two Players Scored 20 Points

Miami Ja'Quan Newton (21), Davon Reed (20), vs. NC State, 12/31/16  
Opponent Kris Jenkins (21), Ryan Arcidiacono (21), Villanova, 3/24/16

### Three Players Scored 20 Points

Miami Dwayne Collins (23), Brian Asbury (21), Jack McClinton (20) vs. Virginia Tech, 1/25/09  
Opponent Travis Mays (40), Alvin Heggis (22), Lance Blanks (21), Texas, 2/22/89

### Five (not 5+) Players Scored in Double Figures

Miami Ja'Quan Newton (18), Bruce Brown (15), Dewan Huell (11),  
DJ Vasiljevic (11), Davon Reed (11) vs Penn, 11/19/16  
Opponent Shawn Long (21), Jay Wright (13), Kasey Shepherd (12),  
Bryce Washington (11), Devonta Walker (11) vs. Louisiana 11/16/15

### Six (not 6+) Players Scored in Double Figures

Miami Davon Reed (19), Angel Rodriguez (18), Sheldon McClellan (16),  
Ivan Cruz Uceda (13), Anthony Lawrence (12), Ja'Quan Newton (11)  
vs. Louisiana 11/16/15

### Seven+ Players Scored in Double Figures

Miami Sheldon McClellan (18), Ja'Quan Newton (15), James Palmer (14), Ebuka Izundu (11)  
Angel Rodriguez (11), Ivan Cruz Uceda (10), Anthony Lawrence Jr. (10)  
vs. Mississippi State 11/19/15

### Player Grabbed 15 Rebounds

Miami Tonye Jekiri (17) at Boston College, 1/20/16  
Opponent Brice Johnson (15) vs. North Carolina, 2/20/16

### Two Players Grabbed 10 Rebounds

Miami Kamari Murphy (10), Dewan Huell (10), vs. FAU, 12/16/16  
Opponent Tyler Roberson (11), Tyler Lydon (10), Syracuse, 1/2/16

### Three Players Grabbed 10 Rebounds

Miami Mark Richardson (11), Eric Brown (10), Joe Wylie (10) vs. FIU, 3/6/89  
Opponent Matt Harpring (12), Dion Glover (10), Michael Maddox (10), Georgia Tech, 12/2/7/97

### Player Had 10 Assists

Miami Bruce Brown (10), vs. South Carolina State, 12/6/16  
Opponent Kris Dunn (13), Providence, 12/22/14

### Player Had 10 Blocks

Miami Anthony King (10) vs. Florida Atlantic, 11/29/04  
Opponent Jarvis Varnado (10), Mississippi State, 12/13/07

### Player Had a Double-Double

Miami Kamari Murphy (11 pts, 10 reb), vs. NC State, 12/31/16  
Opponent Reid Travis (11 pts, 10 reb) Stanford, 11/24/16

### Player Had a Triple-Double

Miami Bruce Brown (11 pts, 11 reb, 10 ast), vs. South Carolina State, 12/6/16  
Opponent Brendan Haywood (18 pts, 14 reb, 10 blks), North Carolina, 12/4/00

### Two Players Had Double-Doubles

Miami Kamari Murphy (11 pts, 13 reb) and Davon Reed (10 pts, 12 reb) vs. Buffalo, 3/17/16  
Opponent Brice Johnson (22 pts, 11 rebs) & J.P. Tokoto (10 pts, 10 rebs), North Carolina, 2/28/15

### Team Scored 100 Points

Miami 105 vs. Mississippi State, 11/19/15  
Opponent 105, North Carolina, 1/31/07

### Team Scored 90-99 Points

Miami 94, at North Florida, 11/16/16  
Opponent 92, Villanova, 3/24/16

### Team Scored 50 Points in a Half

Miami 51 (2nd half) vs. Western Carolina, 11/11/16  
Opponent 54 (2nd half) at North Carolina, 2/20/16

### Team Shot 50 Percent in Both Halves

Miami .577 (15-26) / .519 (14-27), vs. Columbia, 12/28/16  
Opponent .640 (16-25) / .615 (16-26) vs. Villanova, 3/24/16

### Team Shot 60 Percent in a Half

Miami .625 (15-24), second half, vs. Stanford, 11/24/16  
Opponent .615 (16-26), second half, vs. Villanova, 3/24/16

### Team Shot 70 Percent in a Half

Miami .739 (17-23), first half, at Florida State, 2/13/13

### Team Shot 60 Percent in a Game

Miami .638 (30-47), at Florida State, 2/13/13  
Opponent .627 (32-51), Villanova, 3/24/16

### Team Shot Less Than 30 Percent in a Game

Miami .293 (12-41), vs. Eastern Kentucky, 12/19/14  
Opponent .290 (18-62), vs. South Carolina State, 12/6/16

### Team Won by 50+ Points

Miami 50, vs. Nova Southeastern, 11/16/09  
Opponent 53, by Notre Dame, 2/22/86

### Team won by 40-49 Points

Miami 49, vs. Western Carolina, 11/11/16  
Opponent 41, at North Carolina, 1/31/07

### Team Won by 30-39 Points

Miami 36, vs. South Carolina State, 12/6/16  
Opponent 32, at Charlotte (11/28/00)

### Overtime

Miami won in overtime 77-72 (OT) at Nebraska, 12/01/15  
Miami lost in overtime 66-64 (OT) vs. Stanford, 4/2/15, NIT Championship

### Rankings

Miami defeated a ranked opponent 73-65 vs. No. 11 Louisville, 2/27/16  
Miami lost to a ranked opponent 56-73 vs. No. 21/22 Iowa State, 11/25/16  
Miami defeated a top 5 opponent 64-61 vs. No. 3 Virginia, 2/22/16  
Miami lost to a top 5 opponent 73-68 vs. No. 4 Virginia, 3/11/16

### THE LAST TIME A MIAMI FRESHMAN ...

|                              |   |
|------------------------------|---|
| Scored 26+ Points:           | Durand Scott, 29, vs. North Carolina, 3/02/10                           |
| Scored 20-25 Points:         | Deandre Burnett, 21, vs. Green Bay, 12/6/14                             |
| Perfect from Field (5+ att): | Reggie Johnson (RS), 8-of-8, vs. Wake Forest, 3/11/10                   |
| Perfect from 3-Pt (3+ att):  | Anthony Lawrence, 4-of-4, vs. Notre Dame, 2/3/16                        |
| 10+ Rebounds:                | Bruce Brown, 12, vs. George Washington, 12/22/16                        |
| 10+ Assists:                 | Bruce Brown, 10, vs. South Carolina State, 12/6/16                      |
| 5-9 Assists:                 | Bruce Brown, 6, vs. Columbia, 12/28/16                                  |
| 5+ Steals:                   | Shane Larkin, 6, vs. North Carolina, 01/10/12                           |
| 4+ Blocks:                   | Raphael Akpejori, 4, McNeese State, 11/24/10                            |
| Double-Double:               | Bruce Brown (14 pts, 12 reb), vs. George Washington, 12/22/16           |
| Triple-Double:               | Bruce Brown (11 pts, 11 reb, 10 ast), vs. South Carolina State, 12/6/16 |





## JIM LARRAÑAGA

Head Coach, Sixth Season  
Providence, 1971

In his five seasons at The U, Coach Jim Larrañaga has led the Hurricanes to a pair of NCAA Sweet 16 appearances and won the 2013 ACC regular season and ACC Tournament titles. He has been named the AP, Naismith, USBWA and Henry Iba National Coach of the Year, twice was both the ACC and USBWA District Coach of the Year and was the 2013 NABC District Coach of the Year.

Larrañaga has posted three 25-win seasons at UM – the only Miami coach to do so – and five in his career. He also has recorded four 20-win campaigns at The U and 10 in his career. In conference action, the Canes have won nine-or-more league games in four-of-five seasons, while prior to the arrival of Coach L, Miami had never won more than eight ACC games in a season. Larrañaga has helped the Canes to 16 postseason victories, including four in the NCAA Tournament (two appearances), seven in the ACC Tournament (five) and five in the NIT (two).

Miami's 35 road wins in the past five seasons are the most among league teams, and in that time, the Canes are fourth in the conference in wins (54), and in both ACC home (31) and road (23) victories. In the five years prior to Coach L's arrival, when the ACC had only 12 teams, Miami was tied for 10th in ACC victories (29), and won just seven ACC road games.

In 2012-13, the Bronx, N.Y., native helped Miami to a No. 2 national ranking by both the AP and USA TODAY, and a No. 2 seed in the NCAA Tournament. He is the 10th coach in the last 10 years to lead two top-10 programs, as Miami was No. 2 on Feb. 18, 2013, and George Mason was No. 8 in the final top 25 poll in 2006.

Larrañaga came to Miami after serving as the head coach at George Mason for 14 seasons. He guided that program to five NCAA Tournament appearances (2011, 2008, 2006, 2001, 1999) - including an unprecedented run to the 2006 Final Four that captured the nation's attention, defeating Michigan State, North Carolina, Wichita State and UConn along the way. Following that run, he was selected the 2006 Clair Bee National Coach of the Year.

Larrañaga built the GMU Patriots' program into a perennial contender in the highly-regarded Colonial Athletic Association, winning more games than any other coach in program and conference history (273) en route to three conference titles (2008, 2001, 1999).

In 2006, Larrañaga became the first coach at a mid-major school to take his team to the Final Four in 27 years and earned an at-large berth for a CAA team for the first time in 20 years. Along the way, he led Mason to a school record in wins, the school's first-ever national ranking, George Mason's first-ever appearance in the top 10 and the school's first wins over top 10 teams.

Larrañaga previously served as the head coach at Bowling Green for 11 seasons (1986-1997) and at Division II American International for two seasons (1977-79). His first coaching opportunity came at Davidson College, where he served as an assistant coach to Terry Holland, then reunited with Holland as an assistant at Virginia from 1979-86. In 1976, he spent one season as player-coach for the Geronemo Basketball Club in Belgium.

A 1971 graduate of Providence College with a degree in economics, Larrañaga was a four-year letterman for the Friars. He graduated as the school's fifth all-time leading scorer with 1,258 points and was selected in the sixth round of the NBA Draft by the Detroit Pistons. He was inducted into the Providence College Hall of Fame in 1991.

Larrañaga, 67, and his wife, Liz, have two sons, Jay and John, and four grandchildren, Tia, James, Jon Temple and Henry. Jay played for his father at Bowling Green, was the head coach of the NBDL's Erie Bayhawks and his now an assistant coach with the Boston Celtics. Jon was a member of his father's George Mason teams from 1999-2003, earning First Team Academic All-American honors for NCAA Division I-AAA schools.

## LARRAÑAGA FILE

### HEAD COACH

2011-pres. Miami  
1997-2011 George Mason  
1986-97 Bowling Green  
1977-79 American International

### Assistant Coach

1979-86 Virginia  
1971-76 Davidson

### Player / Coach

1977 Geronemo Basketball Club (Belgium)

### NCAA APPEARANCES

1999 - George Mason  
2001 - George Mason  
2006 - George Mason (Final Four)  
2008 - George Mason  
2011 - George Mason  
2013 - Miami (Sweet 16)  
2016 - Miami (Sweet 16)

### NIT APPEARANCES

1990 - Bowling Green  
1991 - Bowling Green  
1997 - Bowling Green  
2002 - George Mason  
2004 - George Mason  
2009 - George Mason  
2012 - Miami  
2015 - Miami (Championship game)

### PLAYING CAREER

Geronemo Basketball Club (Belgium) 1976-77  
Providence College, 1967-71  
Archbishop Molloy, 1963-67

### COACHING HONORS

AP, Naismith, Iba, Rupp Coach of the Year, 2013  
NABC All-District II, 2013  
USBWA District IV Coach of the Year, 2013, 2016  
Clair Bee National Coach of the Year, 2006  
ACC Coach of the Year, 2013, 2016  
CAA Coach of the Year, 2011, 1999  
MAC Coach of the Year, 1997  
Seven NCAA tournament appearances  
2016, 2013, 2011, 2008, 2006, 2001, 1999  
Eight postseason NIT appearances  
2015, 2012, 2009, 2004, 2002, 1997, 1991, 1990  
Ten 20-win seasons

### PERSONAL

Hometown Bronx, N.Y.  
Born Oct. 2, 1949  
Family Wife: Liz  
Sons: Jay and Jon  
Grandchildren: Tia, James, Jon Temple and Henry  
Education Providence College, 1971, B.A. Economics  
Archbishop Molloy High School, 1967

# COACH JIM LARRAÑAGA

## IN COACH JIM LARRAÑAGA'S FIRST FIVE SEASONS IN THE ACC

(Includes only seasons coaching at ACC schools during years as ACC member)

### Among the 29 all-time ACC coaches with 100+ overall wins and 50+ ACC wins,

#### In just five years in the league, Coach L is ...

- No. 8 all-time in winning percentage in ACC Tournament games (.636)
- No. 9 all-time in winning percentage in ACC games only (.614)
- No. 25 all-time in ACC wins (54)
- No. 27 all-time in overall wins (118)
- one of 18 coaches to win multiple ACC Coach of the Year honors

### Among the 29 all-time ACC coaches with 100+ overall and 50+ ACC victories,

#### in their first five years in the ACC,

#### Coach L is ...

- No. 2 in overall victories (118)
- No. 3 in ACC victories (54)
- tied for No. 4 in ACC Tournament victories (7)
- No. 5 in ACC Tournament winning percentage (.636)
- tied for No. 7 in ACC winning percentage (.614)
- No. 9 overall winning percentage (.674)

#### Coach L is one of five coaches who ...

- posted at least four 20-win seasons
- won at least seven ACC Tournament games

#### Coach L is one of seven coaches who ...

- won two-or-more ACC Coach of the Year honors

#### Coach L is one of eight coaches who had ...

- an overall winning season each year
- at least four ACC winning seasons

### Among the seven current ACC coaches with five-plus years of experience,

#### in their first five seasons in the league,

#### Coach L is ...

- the only coach to win two ACC Coach of the Year honors
- No. 2 in overall wins (118), overall winning percentage (.674), ACC victories (54), winning percentage in ACC games only (.614)
- tied for No. 2 in ACC Championships (1)
- No. 3 in wins in the ACC Tournament (7)

#### Coach L is one of two coaches who had ...

- an overall winning season each year
- at least four ACC winning seasons

#### Coach L is one of three coaches who ...

- had at least four NCAA Tournament victories
- won an ACC Championship
- posted at least four 20-win seasons
- won at least seven ACC Tournament games

## NOTABLE COLLEGE PLAYERS COACHED

**Sheldon McClellan** (Miami) - All-ACC Second Team, ACC Tournament Second Team

**Shane Larkin** (Miami) - NBA first round draft pick (18th overall), ACC Player of the Year, ACC Tournament MVP, finalist for Cousy, Naismith & Wooden awards, All-ACC First Team and All-ACC Defensive Team, Lute Olson National Player of the Year, AP and NABC All-American (Second team), Sporting News All-American (Third), ESPN, Wooden, Olson and Driesell Defensive All-American, USBWA All-District, Basketball Times All-District

**Durand Scott** (Miami) - ACC Defensive Player of the Year, ACC Tournament First Team, All-ACC Third Team

**George Evans** (George Mason) - Three-time CAA Player of the Year, CAA Rookie of the Year, three-time CAA Defensive Player of the Year, three-time CAA All-Defensive Team

**Antonio Daniels** (Bowling Green) - MAC Player of the Year, MAC Freshman of the Year

## WINNINGEST ACTIVE COACHES AT MAJOR SCHOOLS

\*Totals listed are prior to the 2016-17 season

List compiled from "wins vs. major schools" on sports-reference.com

| Rank | Coach                         | *Wins      |
|------|-------------------------------|------------|
| 1.   | Mike Krzyzewski, Duke         | 1,043      |
| 2.   | Jim Boeheim, Syracuse         | 884        |
| 3.   | Roy Williams, North Carolina  | 783        |
| 4.   | Rick Pitino, Louisville       | 743        |
| 5.   | Bob Huggins, West Virginia    | 719        |
| 6.   | Cliff Ellis, Coastal Carolina | 715        |
| 7.   | John Calipari, Kentucky       | 662        |
| 8.   | Rick Barnes, Tennessee        | 619        |
| 9.   | Bill Self, Kansas             | 592        |
| 10.  | Dana Altman, Oregon           | 564        |
| 11.  | <b>Jim Larrañaga, Miami</b>   | <b>560</b> |
| 12.  | Tubby Smith, Memphis          | 557        |
| 13.  | Steve Fisher, San Diego State | 552        |
| 14.  | Fran Dunphy, Temple           | 524        |
| 15.  | Tom Izzo, Michigan State      | 524        |

## LARRAÑAGA YEAR-BY-YEAR

| Year    | School                 | Overall W-L | Conference W-L | Finish | Post Season |
|---------|------------------------|-------------|----------------|--------|-------------|
| 1977-78 | American International | 14-13       |                |        |             |
| 1978-79 | American International | 13-13       |                |        |             |
| 1986-87 | Bowling Green          | 15-14       | 10-6           | 3      |             |
| 1987-88 | Bowling Green          | 12-16       | 7-9            | t-5    |             |
| 1988-89 | Bowling Green          | 13-15       | 6-10           | t-6    |             |
| 1989-90 | Bowling Green          | 18-11       | 9-7            | t-3    | NIT 0-1     |
| 1990-91 | Bowling Green          | 17-13       | 9-7            | t-4    | NIT 0-1     |
| 1991-92 | Bowling Green          | 14-15       | 8-8            | 5      |             |
| 1992-93 | Bowling Green          | 11-16       | 8-10           | t-6    |             |
| 1993-94 | Bowling Green          | 18-10       | 12-6           | t-2    |             |
| 1994-95 | Bowling Green          | 16-11       | 10-8           | t-5    |             |
| 1995-96 | Bowling Green          | 14-13       | 9-9            | t-6    |             |
| 1996-97 | Bowling Green          | 22-10       | 13-5           | t-1    | NIT 0-1     |
| 1997-98 | George Mason           | 9-18        | 6-10           | 6      |             |
| 1998-99 | George Mason           | 19-11       | 13-3           | 1      | NCAA 0-1    |
| 1999-00 | George Mason           | 19-11       | 12-4           | t-1    |             |
| 2000-01 | George Mason           | 18-12       | 11-5           | 3      | NCAA 0-1    |
| 2001-02 | George Mason           | 19-10       | 13-5           | 2      | NIT 0-1     |
| 2002-03 | George Mason           | 16-12       | 11-7           | 4      |             |
| 2003-04 | George Mason           | 23-10       | 12-6           | 3      | NIT 2-1     |
| 2004-05 | George Mason           | 16-13       | 10-8           | 6      |             |
| 2005-06 | George Mason           | 27-8        | 15-3           | t-1    | NCAA 4-1    |
| 2006-07 | George Mason           | 18-15       | 9-9            | 5      |             |
| 2007-08 | George Mason           | 23-11       | 12-6           | 2      | NCAA 0-1    |
| 2008-09 | George Mason           | 22-11       | 13-5           | 2      | NIT 0-1     |
| 2009-10 | George Mason           | 17-15       | 12-6           | 4      | CIT 0-1     |
| 2010-11 | George Mason           | 27-7        | 16-2           | 1      | NCAA 1-1    |
| 2011-12 | Miami                  | 20-13       | 9-7            | t-4    | NIT 1-1     |
| 2012-13 | Miami                  | 29-7        | 15-3           | 1      | NCAA 2-1    |
| 2013-14 | Miami                  | 17-16       | 7-11           | 10     |             |
| 2014-15 | Miami                  | 25-13       | 10-8           | 6      | NIT 4-1     |
| 2015-16 | Miami                  | 27-8        | 13-5           | t-2    | NCAA 2-1    |
| 2016-17 | Miami                  | 11-2        | 1-0            |        |             |
| Overall |                        | 599-393     | 321-198        | 16-16  |             |
|         |                        |             |                |        | NCAA 9-7    |
|         |                        |             |                |        | NIT 7-8     |
|         |                        |             |                |        | CIT 0-1     |

| Years     | Team                   | Record  | W/L Pct. |
|-----------|------------------------|---------|----------|
| 2 years   | American International | 27-26   | .509     |
| 11 years  | Bowling Green          | 170-144 | .541     |
| 14 years  | George Mason           | 273-164 | .625     |
| 6th year  | Miami                  | 129-59  | .684     |
| 33rd year |                        | 599-393 | .604     |

## WINNINGEST COACHES AT MAJOR SCHOOLS

\*Totals listed are prior to the 2016-17 season

|     | Name                 | *Total Wins |
|-----|----------------------|-------------|
| 1.  | Mike Krzyzewski      | 1,043       |
| 2.  | Jim Boeheim          | 884         |
| 3.  | Bob Knight           | 899         |
| 4.  | Dean Smith           | 879         |
| 5.  | Jim Calhoun          | 877         |
| 6.  | Adolph Rupp          | 876         |
| 7.  | Eddie Sutton         | 806         |
| 8.  | Lefty Driesell       | 786         |
| 9.  | Roy Williams         | 783         |
| 10. | Lute Olson           | 776         |
| 11. | Lou Henson           | 775         |
| 12. | Jerry Tarkanian      | 761         |
| 13. | E.A. Diddle          | 759         |
| 14. | Hank Iba             | 752         |
| 15. | Rick Pitino          | 743         |
| 16. | Ray Meyer            | 724         |
| 17. | Phog Allen           | 719         |
|     | Don Haskins          | 719         |
|     | Bob Huggins          | 719         |
| 20. | Cliff Ellis          | 715         |
| 21. | Mike Montgomery      | 676         |
| 22. | Denny Crum           | 675         |
| 23. | Ralph Miller         | 674         |
| 24. | Gary Williams        | 668         |
| 25. | John Wooden          | 664         |
| 26. | John Calipari        | 662         |
| 27. | Hugh Durham          | 634         |
|     | Norm Stewart         | 634         |
| 29. | Stew Morrill         | 620         |
| 30. | Rick Barnes          | 619         |
| 31. | Billy Tubbs          | 609         |
| 32. | Slats Gill           | 599         |
| 33. | Tom Davis            | 597         |
| 34. | John Thompson        | 596         |
| 35. | Thomas Penders       | 594         |
| 36. | Guy Lewis            | 592         |
|     | Bill Self            | 592         |
| 38. | Lon Kruger           | 590         |
| 39. | Bobby Cremins        | 586         |
| 40. | Gale Catlett         | 565         |
| 41. | Dana Altman          | 564         |
| 42. | <b>Jim Larrañaga</b> | <b>560</b>  |
| 43. | Tony Hinkle          | 558         |
|     | Norm Sloan           | 558         |
| 45. | Tubby Smith          | 557         |
| 46. | Steve Fisher         | 552         |
| 47. | Gene Keady           | 550         |
| 48. | Frank McGuire        | 549         |
| 49. | Dave Bliss           | 526         |
|     | Lou Carnesecca       | 526         |



**Official Basketball Box Score -- Game Totals -- Final Statistics**  
**Barry vs Miami**  
**11-02-16 7:05 PM at Watsco Center | Coral Gables, Fla.**

| Barry 62                   |                   | Total                 | 3-Pr   | Rebounds          |     |                            |    |                      |    |                   |    |                          |     |                     |  |                  |  |
|----------------------------|-------------------|-----------------------|--------|-------------------|-----|----------------------------|----|----------------------|----|-------------------|----|--------------------------|-----|---------------------|--|------------------|--|
|                            |                   | FG-FGA                | FG-FGA | FT-FTA            | Off | Def                        | PF | TP                   | A  | O                 | Bk | Stl                      | Min |                     |  |                  |  |
| 02                         | Arie WILLIAMS     | + 1-9                 | 0-6    | 2-2               | 2   | 1                          | 3  | 4                    | 2  | 0                 | 0  | 0                        | 31  |                     |  |                  |  |
| 18                         | Elvar FRIDRICKSON | + 6-10                | 5-8    | 0-0               | 2   | 3                          | 5  | 4                    | 17 | 5                 | 0  | 0                        | 34  |                     |  |                  |  |
| 22                         | Daniel MORTENSEN  | + 0-7                 | 0-5    | 0-0               | 2   | 2                          | 4  | 2                    | 0  | 2                 | 0  | 1                        | 20  |                     |  |                  |  |
| 24                         | Kenan GUZONJIC    | + 0-5                 | 0-3    | 1-2               | 0   | 2                          | 2  | 1                    | 1  | 3                 | 2  | 0                        | 22  |                     |  |                  |  |
| 32                         | Adrian GONZALEZ   | + 4-11                | 0-0    | 3-4               | 1   | 2                          | 3  | 1                    | 11 | 1                 | 0  | 0                        | 23  |                     |  |                  |  |
| 33                         | Josh IVINS        | + 0-0                 | 0-0    | 2-6               | 2   | 5                          | 7  | 1                    | 6  | 4                 | 1  | 2                        | 36  |                     |  |                  |  |
| 35                         | David SACHS       | + 0-1                 | 0-0    | 0-0               | 0   | 0                          | 1  | 0                    | 1  | 0                 | 0  | 0                        | 5   |                     |  |                  |  |
| 36                         | Evan WALSHIE      | + 1-2                 | 0-0    | 0-0               | 0   | 1                          | 1  | 3                    | 0  | 1                 | 0  | 0                        | 7   |                     |  |                  |  |
| 11                         | Slawek GLICK      | + 6-12                | 6-10   | 0-0               | 5   | 5                          | 2  | 18                   | 0  | 0                 | 0  | 0                        | 22  |                     |  |                  |  |
| 14                         | Kooper GLICK      | + 1-2                 | 0-0    | 0-0               | 0   | 1                          | 1  | 3                    | 2  | 0                 | 0  | 0                        | 7   |                     |  |                  |  |
| 15                         | Mario TOMIC       | + 1-2                 | 0-0    | 0-0               | 0   | 1                          | 1  | 3                    | 1  | 0                 | 0  | 0                        | 7   |                     |  |                  |  |
| 21                         | Theo TURNER       | + 0-0                 | 0-0    | 0-0               | 0   | 1                          | 1  | 3                    | 0  | 0                 | 0  | 0                        | 7   |                     |  |                  |  |
| 25                         | David MOYA        | + 1-1                 | 1-1    | 0-0               | 0   | 0                          | 1  | 3                    | 0  | 2                 | 0  | 0                        | 4   |                     |  |                  |  |
| 31                         | Bryce ANDREWS     | + 0-0                 | 0-0    | 0-0               | 0   | 0                          | 0  | 0                    | 0  | 0                 | 0  | 0                        | 1   |                     |  |                  |  |
| 45                         | Jonathan NUNEZ    | + 0-0                 | 0-0    | 0-0               | 0   | 0                          | 0  | 0                    | 0  | 0                 | 0  | 0                        | 1   |                     |  |                  |  |
| Team                       |                   | 20-60                 | 13-35  | 9-12              | 10  | 23                         | 33 | 26                   | 62 | 15                | 11 | 1                        | 200 |                     |  |                  |  |
| Totals                     |                   | 20-60                 | 13-35  | 9-12              | 10  | 23                         | 33 | 26                   | 62 | 15                | 11 | 1                        | 200 |                     |  |                  |  |
| FG % 1st Half: 10-32 31.3% |                   | 2nd half: 10-28 35.7% |        | Game: 20-60 33.3% |     | 3FG % 1st Half: 5-14 35.7% |    | 2nd half: 8-31 25.8% |    | Game: 13-35 37.1% |    | FT % 1st Half: 6-8 75.0% |     | 2nd half: 3-4 75.0% |  | Game: 9-12 75.0% |  |

|                            |                  | Totals                     |        | 10-20                 |        | 13-35             |     | 9-12 |    | 10 23 |   | 26 62 |     | 15 11 |  | 1  |  | 2        |  |
|----------------------------|------------------|----------------------------|--------|-----------------------|--------|-------------------|-----|------|----|-------|---|-------|-----|-------|--|----|--|----------|--|
|                            |                  | FG % 1st Half: 10-32 31.3% |        | 2nd half: 10-28 35.7% |        | Game: 20-60 33.3% |     |      |    |       |   |       |     |       |  |    |  | Deads    |  |
|                            |                  | 3FG % 1st Half: 5-14 35.7% |        | 2nd half: 8-21 38.1%  |        | Game: 13-35 37.1% |     |      |    |       |   |       |     |       |  |    |  | Rebounds |  |
|                            |                  | FT % 1st Half: 8-8 75.0%   |        | 2nd half: 3-4 75.0%   |        | Game: 11-15 73.0% |     |      |    |       |   |       |     |       |  |    |  |          |  |
| Miami '93                  |                  |                            |        |                       |        |                   |     |      |    |       |   |       |     |       |  |    |  |          |  |
| ##                         | Player           | Total                      |        | 3-Pr                  |        | Rebounds          |     |      |    |       |   |       |     |       |  |    |  |          |  |
|                            |                  | FG-FGA                     | FT-FTA | FG-FGA                | FT-FTA | Off               | Def | PF   | TP | A     | O | Bk    | Stl | Min   |  |    |  |          |  |
| 00                         | JaQuan Newton    | + 5-10                     | 0-1    | 8-9                   | 0      | 3                 | 4   | 4    | 18 | 4     | 4 | 0     | 1   | 29    |  |    |  |          |  |
| 02                         | Anthony Lawrence | + 2-4                      | 0-0    | 0-0                   | 0      | 0                 | 0   | 0    | 0  | 0     | 0 | 0     | 0   | 2     |  |    |  |          |  |
| 05                         | Davon Reed       | + 8-11                     | 5-6    | 0-0                   | 0      | 4                 | 4   | 21   | 2  | 3     | 1 | 1     | 35  |       |  |    |  |          |  |
| 15                         | Ebuka Izundu     | + 3-4                      | 0-0    | 2-4                   | 1      | 5                 | 6   | 1    | 8  | 0     | 1 | 0     | 18  |       |  |    |  |          |  |
| 21                         | Kamari Murphy    | + 3-8                      | 0-0    | 0-0                   | 0      | 0                 | 0   | 0    | 0  | 0     | 0 | 0     | 17  |       |  |    |  |          |  |
| 01                         | Rashed Muhammad  | + 0-0                      | 0-0    | 0-0                   | 0      | 1                 | 1   | 0    | 0  | 0     | 0 | 0     | 7   |       |  |    |  |          |  |
| 04                         | DJ Vasiljevic    | + 4-0                      | 0-2    | 0-0                   | 1      | 0                 | 1   | 1    | 0  | 0     | 0 | 0     | 10  |       |  |    |  |          |  |
| 11                         | Bruce Brown      | + 3-0                      | 0-0    | 0-0                   | 0      | 0                 | 0   | 4    | 10 | 2     | 0 | 0     | 14  |       |  |    |  |          |  |
| 14                         | Rodney Miller    | + 0-0                      | 0-0    | 0-0                   | 0      | 0                 | 0   | 1    | 0  | 0     | 0 | 0     | 2   |       |  |    |  |          |  |
| 20                         | Dewan Huell      | + 0-2                      | 0-0    | 2-2                   | 0      | 0                 | 0   | 0    | 2  | 1     | 0 | 0     | 13  |       |  |    |  |          |  |
| Team                       |                  |                            |        |                       |        |                   |     |      |    |       |   |       |     |       |  |    |  |          |  |
| Totals                     |                  | 25-48                      |        | 7-12                  |        | 16-27             |     | 7    |    | 32    |   | 39    |     | 20    |  | 73 |  | 13 15 3  |  |
| FG % 1st Half: 14-25 56.0% |                  | 2nd half: 11-23 47.8%      |        | Game: 25-48 52.1%     |        |                   |     |      |    |       |   |       |     |       |  |    |  |          |  |
| 3FG % 1st Half: 4-7 57.1%  |                  | 2nd half: 3-5 60.0%        |        | Game: 6-10 60.0%      |        |                   |     |      |    |       |   |       |     |       |  |    |  |          |  |
| FT % 1st Half: 8-12 66.7%  |                  | 2nd half: 10-15 66.7%      |        | Game: 16-27 59.3%     |        |                   |     |      |    |       |   |       |     |       |  |    |  |          |  |
|                            |                  |                            |        |                       |        |                   |     |      |    |       |   |       |     |       |  |    |  |          |  |

|   |  |                  |
|---|--|------------------|
| Officials: Louis Andrackas, Jeff Nichols, Trey Stevens                        | Technical fouls: Barry-None, Miami-None. | Attendance: 6542 |
| Score by periods  |  | 1st 2nd Total    |
| Barry   |  | 31 31 62         |
| Miami   |  | 38 35 73         |
| Last game: Barry-MB led for 00:00, UM led for 39:19. Game was tied for 02:24. |  |                  |
| Largest lead: Barry-MB led for 15:50-07:00.                                   |  |                  |
| Barry-MB led for 00:00, UM led for 39:19. Game was tied for 02:24.            |  |                  |
| Score tied: 0 times.  |  |                  |
| Lead changed: 0 times.  |  |                  |

**Official Basketball Box Score -- Game Totals -- Final Statistics**  
**Penn vs Miami**  
**11-19-16 4:02 pm at Watsco Center | Coral Gables, Fla.**

Penn 62 - 1-1

Penn 62 - 1-1 at Wilkes County (1st Quarter, 7:00)

Game Log

Game Log

Game Log

Game Log

Game Log

Game Log

Game Log

Game Log

Game Log

Game Log

Game Log

Game Log

Game Log

Game Log

Game Log

Game Log

Game Log

Game Log

Game Log

Game Log

Game Log

Game Log

Game Log

Game Log

Game Log

Game Log

Game Log

Game Log

Game Log

Game Log

Game Log

Game Log

Game Log

Game Log

Game Log

Game Log

Game Log

Game Log

Game Log

Game Log

Game Log

Game Log

Game Log

Game Log

Game Log

Game Log

Game Log

Game Log

Game Log

Game Log

Game Log

Game Log

Game Log

Game Log

Game Log

Game Log

Game Log

Game Log

Game Log

Game Log

| Totals         |            | 2nd half  |             | 3rd half |             | 4th half        |            | OT        |            | Totals |            | Rebounds       |            | Totals    |            | Totals |             |
|----------------|------------|-----------|-------------|----------|-------------|-----------------|------------|-----------|------------|--------|------------|----------------|------------|-----------|------------|--------|-------------|
| FG % 1st Half: | 9-28 32.1% | 2nd half: | 13-28 46.4% | Game:    | 22-56 39.3% | 3FG % 1st Half: | 3-13 23.1% | 2nd half: | 6-10 60.0% | Game:  | 9-23 39.1% | FT % 1st Half: | 6-6 100.0% | 2nd half: | 9-10 90.0% | Game:  | 15-16 93.8% |
| FT % 1st Half: | 2-2 100.0  | 2nd half: | 7-11 63.6%  | Game:    | 9-13 69.2%  |                 |            |           |            |        |            |                |            |           |            |        |             |

| Miami 74 • 3 • 0 |                   |        |        |           |       |       |       |          |       |       |    |                 |     |     |       |           |      |       |       |     |       |       |  |
|------------------|-------------------|--------|--------|-----------|-------|-------|-------|----------|-------|-------|----|-----------------|-----|-----|-------|-----------|------|-------|-------|-----|-------|-------|--|
| #                | Player            | Total  |        |           | 3-Pr  |       |       | Rebounds |       |       |    |                 |     |     | PF    | TP        | A    | O     | Bk    | Stl | Min   |       |  |
|                  |                   | FG-FGA | FG-FGA | FT-FTA    | Off   | Def   | Total | Off      | Def   | Total | A  | O               | Bk  | Stl |       |           |      |       |       |     |       |       |  |
| 00               | Newton, Ja'Quan   | + 6-16 | 1-3    | 5-6       | 0     | 4     | 4     | 0        | 18    | 3     | 5  | 0               | 3   | 34  | 34    |           |      |       |       |     |       |       |  |
| 03               | Lawrence, Anthony | + 0-3  | 0-1    | 0-0       | 0     | 3     | 3     | 0        | 2     | 3     | 1  | 4               | 33  | 33  |       |           |      |       |       |     |       |       |  |
| 05               | Reed, Davon       | + 1-4  | 0-2    | 4-4       | 0     | 7     | 1     | 11       | 1     | 2     | 1  | 0               | 34  | 34  |       |           |      |       |       |     |       |       |  |
| 11               | Brown, Bruce      | + 6-10 | 1-3    | 2-2       | 2     | 3     | 5     | 2        | 15    | 1     | 1  | 3               | 27  | 27  |       |           |      |       |       |     |       |       |  |
| 21               | Murphy, Kamari    | + 3-7  | 0-1    | 0-0       | 4     | 4     | 8     | 6        | 2     | 1     | 0  | 1               | 26  | 26  |       |           |      |       |       |     |       |       |  |
| 04               | Vasiljevic, DJ    | + 4-4  | 0-0    | 0-0       | 0     | 0     | 0     | 11       | 1     | 2     | 0  | 0               | 26  | 26  |       |           |      |       |       |     |       |       |  |
| 14               | Miller, Rodney    | + 1-1  | 0-0    | 0-0       | 0     | 0     | 0     | 1        | 2     | 0     | 0  | 0               | 4   | 4   |       |           |      |       |       |     |       |       |  |
| 20               | Huell, Dewan      | + 5-6  | 0-0    | 1-1       | 5     | 0     | 5     | 2        | 11    | 0     | 2  | 0               | 24  | 24  |       |           |      |       |       |     |       |       |  |
| Team             |                   | 28-62  | 6-20   | 12-13     | 12    | 25    | 37    | 14       | 74    | 10    | 16 | 5               | 111 | 200 |       |           |      |       |       |     |       |       |  |
| Totals           |                   | 28-62  | 6-20   | 12-13     | 12    | 25    | 37    | 14       | 74    | 10    | 16 | 5               | 111 | 200 |       |           |      |       |       |     |       |       |  |
| FG % 1st Half:   |                   | 12-36  | 33.3%  | 2nd half: | 16-26 | 61.5% | Game: |          | 28-62 | 45.2% |    | 3FG % 1st Half: |     | 1-8 | 12.5% | 2nd half: | 5-12 | 41.7% | Game: |     | 6-20  | 30.0% |  |
| FT % 1st Half:   |                   | 3-3    | 100.0  | 2nd half: | 9-10  | 90.0  | Game: |          | 12-13 | 92.3% |    | FT % 1st Half:  |     | 3-3 | 100.0 | 2nd half: | 9-10 | 90.0  | Game: |     | 12-13 | 92.3% |  |

|  |   |                  |
|--|---|------------------|
| Officials: Ted Valentine, Patrick Adams, Bert Smith            | Technical fouls: Penn-None, Miami-None. | Attendance: 6753 |
| Score by periods   |   | 1st 2nd Total    |
| Penn   |   | 28 34 62         |
| Miami  |   | 28 46 74         |
| Last game: Penn-PENN led for 00:48, UM led for 04:15.          |   |                  |
| Largest lead: PENN by 8:10-14:50, UM by 23:20-08:38.           |   |                  |
| PENN led for 03:12, UM led for 33:49. Game was tied for 02:59. |   |                  |
| Score tied: 3 times.   |   |                  |
| Lead changed: 2 times.   |   |                  |

**Official Basketball Box Score -- Game Totals -- Final Statistics**  
**Miami vs Florida**  
**11-27-16 4:30 pm ET at Lake Buena Vista, Fla. (HP Field House)**

| Miami 56 • 4-2   |                  |        |        |          |     |     |    |    |    |   |    |     |     |     |
|--|------------------|--------|--------|----------|-----|-----|----|----|----|---|----|-----|-----|-----|
| #  | Player           | FG     | 3-PT   | Rebounds |     |     |    |    |    |   |    |     |     |     |
|  |                  | FG-FGA | FG-FGA | FT-FTA   | Off | Def | PF | TP | A  | O | Bk | Stl | Min |     |
| 21   | Kamari Murphy    | + 1-5  | 0-0    | 0-0      | 2   | 8   | 10 | 1  | 2  | 1 | 2  | 1   | 36  | 36  |
| 00   | Ja'Quan Newton   | + 6-15 | 0-1    | 3-3      | 2   | 1   | 3  | 0  | 15 | 1 | 4  | 0   | 38  | 38  |
| 03   | Anthony Lawrence | + 4-14 | 0-3    | 0-0      | 0   | 3   | 5  | 2  | 10 | 1 | 0  | 1   | 20  | 20  |
| 05   | Davon Reed       | + 5-14 | 2-5    | 0-2      | 2   | 3   | 5  | 12 | 2  | 2 | 2  | 0   | 37  | 37  |
| 11   | Bruce Brown      | + 6-13 | 2-4    | 1-2      | 3   | 1   | 4  | 3  | 15 | 1 | 2  | 0   | 35  | 35  |
| 04   | DJ Vasiljevic    | + 0-1  | 0-1    | 0-0      | 0   | 0   | 0  | 1  | 0  | 0 | 0  | 0   | 9   | 9   |
| 14   | Rodney Miller    | + 2-2  | 0-0    | 0-0      | 0   | 0   | 0  | 0  | 0  | 0 | 0  | 0   | 1   | 1   |
| 15   | Ebuka Izundu     | + 0-0  | 0-0    | 0-0      | 0   | 0   | 0  | 0  | 0  | 0 | 0  | 0   | 0   | 0   |
| 20   | Dewan Huell      | + 4-9  | 0-0    | 2-2      | 3   | 3   | 6  | 2  | 10 | 1 | 2  | 1   | 22  | 22  |
| Team   |                  | 23-61  | 4-14   | 6-9      | 16  | 21  | 37 | 16 | 56 | 8 | 13 | 2   | 400 | 200 |
| Totals   |                  | 23-61  | 4-14   | 6-9      | 16  | 21  | 37 | 16 | 56 | 8 | 13 | 2   | 400 | 200 |
| FG % 1st Half: 11-29 37.9% 2nd half: 12-32 37.5% Game: 23-61 37.7% |                  |        |        |          |     |     |    |    |    |   |    |     |     |     |

|   |                  | FG 1st Half: 5-7 26.6% |        | 2nd half: 2-7 28.6% |     | Games: 4-14 28.6% |    | Rebounds |    |    |    |     |     |     |
|---|------------------|------------------------|--------|---------------------|-----|-------------------|----|----------|----|----|----|-----|-----|-----|
|   |                  | 3FG 1st Half: 0-9 0.0% |        | 2nd half: 0-6 0.0%  |     | Games: 6-9 66.7%  |    |          |    |    |    |     |     |     |
| Florida 65 • 6-1  |                  |                        |        |                     |     |                   |    |          |    |    |    |     |     |     |
| #   | Player           | Total                  | 3-Pr   | Rebounds            |     |                   |    |          |    |    |    |     |     |     |
|   |                  | FG-FGA                 | FG-FGA | FT-FTA              | Off | Def               | PF | TP       | A  | O  | Bk | Stl | Min |     |
| 11  | Hill, Kasey      | + 4-7                  | 0-0    | 8-10                | 0   | 2                 | 2  | 1        | 16 | 3  | 1  | 0   | 2   | 31  |
| 03  | Robinson, Devin  | + 1-9                  | 0-2    | 0-0                 | 0   | 1                 | 4  | 5        | 10 | 1  | 1  | 3   | 20  | 20  |
| 22  | Leon, Justin     | + 2-2                  | 0-0    | 0-0                 | 0   | 2                 | 2  | 4        | 0  | 1  | 0  | 0   | 9   | 9   |
| 25  | Egbinu, John     | + 3-6                  | 0-0    | 1-4                 | 1   | 3                 | 4  | 7        | 0  | 2  | 4  | 0   | 28  | 28  |
| 05  | Allen, JoeVaughn | + 4-11                 | 1-3    | 0-0                 | 0   | 2                 | 2  | 1        | 9  | 1  | 0  | 0   | 14  | 14  |
| 11  | Hester, Eric     | + 1-2                  | 0-0    | 0-0                 | 0   | 0                 | 0  | 0        | 0  | 0  | 0  | 0   | 2   | 2   |
| 15  | Chiozza, Chris   | + 0-2                  | 0-1    | 0-0                 | 1   | 2                 | 3  | 1        | 0  | 5  | 0  | 1   | 23  | 23  |
| 33  | Hayes, Kevarrus  | + 1-1                  | 0-0    | 2-2                 | 0   | 2                 | 2  | 4        | 0  | 0  | 0  | 0   | 12  | 12  |
| 24  | Barry, Canyon    | + 0-6                  | 0-1    | 0-0                 | 1   | 1                 | 2  | 1        | 0  | 2  | 2  | 15  | 15  | 15  |
| 20  | Stone, Keith     | + 5-8                  | 2-2    | 3-4                 | 4   | 4                 | 8  | 1        | 6  | 1  | 1  | 1   | 20  | 20  |
|   | Team             |                        |        |                     |     |                   |    |          |    |    |    |     |     |     |
| Totals  |                  | 24-52                  | 3-9    | 14-20               | 9   | 24                | 33 | 15       | 65 | 11 | 9  | 11  | 9   | 250 |
| FG 1st Half: 13-28 46.4%    2nd half: 11-24 45.8%    Games: 24-52 46.2%       |                  |                        |        |                     |     |                   |    |          |    |    |    |     |     |     |
| 3FG 1st Half: 0-9 0.0%    2nd half: 0-6 0.0%    Games: 3-9 33.3%              |                  |                        |        |                     |     |                   |    |          |    |    |    |     |     |     |
| FG 2nd Half: 5-8 62.5%    2nd half: 2-7 28.6%    Games: 7-15 46.7%            |                  |                        |        |                     |     |                   |    |          |    |    |    |     |     |     |
| Rebounds 1st Half: 13-28 46.4%    2nd half: 11-24 45.8%    Games: 24-52 46.2% |                  |                        |        |                     |     |                   |    |          |    |    |    |     |     |     |
| Rebounds 2nd Half: 5-8 62.5%    2nd half: 2-7 28.6%    Games: 7-15 46.7%      |                  |                        |        |                     |     |                   |    |          |    |    |    |     |     |     |





**Official Basketball Box Score -- Game Totals -- Final Statistics**

**South Carolina State vs Miami**  
**12-06-16 7:02 PM at Watsco Center | Coral Gables, Fla.**

**South Carolina State 46 • 2-6**

| #      | Player              | Total  |      | 3-Ptr |          | Rebounds |           | PF  | TP | A | TO | Bk | Stl | Min |
|--------|---------------------|--------|------|-------|----------|----------|-----------|-----|----|---|----|----|-----|-----|
|        |                     | FG     | F-GA | FG    | F-GA     | FT       | FT-FTA    |     |    |   |    |    |     |     |
| 01     | STEPHENS,Edward     | * 2-9  | 1-5  | 0-0   | 0 1 1    | 0 5      | 1 0 0 0 0 | 28  |    |   |    |    |     |     |
| 02     | RILEY,Tashome       | * 6-12 | 0-0  | 0-0   | 3 4 7    | 2 17     | 0 0 0 0 0 | 28  |    |   |    |    |     |     |
| 11     | POWELL,Raynor Janai | * 1-3  | 1-1  | 1-2   | 0 1 1    | 0 4      | 1 2 0 0 0 | 22  |    |   |    |    |     |     |
| 22     | EAVER,Edric         | * 6-12 | 2-5  | 0-0   | 1 2 3    | 0 14     | 1 3 1 1 1 | 27  |    |   |    |    |     |     |
| 24     | KINARD,Jan          | * 1-6  | 0-1  | 0-0   | 2 2 4    | 2 0      | 0 0 0 1 1 | 12  |    |   |    |    |     |     |
| 09     | JONES,Earnest       | * 0-0  | 0-1  | 1-2   | 1 1 2    | 1 1      | 1 0 0 0 0 | 18  |    |   |    |    |     |     |
| 03     | MORTIMER,Greg       | * 2-7  | 0-1  | 4-4   | 0 2 2    | 1 8      | 1 1 0 2 2 | 27  |    |   |    |    |     |     |
| 09     | FIELDS,Ozante       | * 0-4  | 0-0  | 0-0   | 1 2 3    | 2 0      | 1 1 0 0 0 | 15  |    |   |    |    |     |     |
| 10     | RICHARDSON,James    | * 0-8  | 0-1  | 1-2   | 1 1 2    | 1 1      | 1 0 0 0 0 | 18  |    |   |    |    |     |     |
| 12     | CLEMENT,Tarik       | * 0-0  | 0-0  | 0-0   | 0 0 0    | 0 0      | 0 0 0 0 0 | 1   |    |   |    |    |     |     |
| 30     | BOTTENBERG,David    | * 0-0  | 0-0  | 0-0   | 0 1 1    | 1 0      | 0 0 0 0 0 | 19  |    |   |    |    |     |     |
| 35     | APPLEWHITE,Damari   | * 0-1  | 0-0  | 0-0   | 0 1 1    | 1 0      | 0 0 0 1 0 | 12  |    |   |    |    |     |     |
| Team   |                     |        |      |       |          |          |           |     |    |   |    |    |     |     |
| Totals |                     | 18-62  | 4-14 | 6-8   | 13 18 31 | 14 46    | 6 10 2 5  | 200 |    |   |    |    |     |     |

FG % 1st Half: 6-27 22.2% 2nd half: 12-35 34.3% Game: 18-62 29.0%  
3FG % 1st Half: 2-5 40.0% 2nd half: 2-9 22.2% Game: 4-14 28.6%  
FT % 1st Half: 0-0 0.0% 2nd half: 6-8 75.0% Game: 6-8 75.0%

**Miami 82 • 7-2**

| #      | Player           | Total  |       | 3-Ptr |          | Rebounds |             | PF  | TP | A | TO | Bk | Stl | Min |
|--------|------------------|--------|-------|-------|----------|----------|-------------|-----|----|---|----|----|-----|-----|
|        |                  | FG     | F-GA  | FG    | F-GA     | FT       | FT-FTA      |     |    |   |    |    |     |     |
| 00     | Ja'Quan Newton   | * 4-7  | 1-2   | 2-2   | 0 1 1    | 1 11     | 5 1 0 0 1   | 24  |    |   |    |    |     |     |
| 09     | Davon Reed       | * 6-8  | 3-5   | 0-0   | 1 5 6    | 0 15     | 6 3 1 3 3   | 30  |    |   |    |    |     |     |
| 11     | Bruce Brown      | * 5-11 | 0-3   | 1-2   | 3 8 11   | 3 11     | 10 2 0 2 30 |     |    |   |    |    |     |     |
| 20     | Dewan Huell      | * 2-2  | 0-0   | 1-2   | 0 3 3    | 3 5      | 0 2 2 1 18  |     |    |   |    |    |     |     |
| 21     | Kamari Murphy    | * 4-4  | 0-0   | 0-2   | 3 3 6    | 0 8      | 0 1 0 0 0   | 20  |    |   |    |    |     |     |
| 02     | Mike Robinson    | * 0-2  | 0-1   | 1-2   | 1 0 1    | 1 1      | 0 1 0 0 3   |     |    |   |    |    |     |     |
| 03     | Anthony Lawrence | * 1-4  | 1-3   | 2-2   | 1 6 7    | 2 5      | 1 0 1 0 1   | 23  |    |   |    |    |     |     |
| 04     | DJ Vasiljevic    | * 5-13 | 1-2   | 2-2   | 1 2 2    | 17 0     | 0 0 0 0 0   | 3   |    |   |    |    |     |     |
| 14     | Rodney Miller    | * 0-0  | 0-0   | 0-0   | 0 2 2    | 0 0      | 0 1 0 0 0   | 7   |    |   |    |    |     |     |
| 15     | Ebuka Izundu     | * 4-7  | 0-0   | 1-2   | 2 1 3    | 0 9      | 0 1 0 0 0   | 17  |    |   |    |    |     |     |
| 35     | Chris Stowell    | * 0-0  | 0-0   | 0-0   | 0 2 2    | 0 0      | 0 1 0 0 0   | 3   |    |   |    |    |     |     |
| Team   |                  |        |       |       |          |          |             |     |    |   |    |    |     |     |
| Totals |                  | 31-58  | 10-25 | 10-16 | 13 32 45 | 12 82    | 24 12 7 6   | 200 |    |   |    |    |     |     |

FG % 1st Half: 17-30 56.7% 2nd half: 14-28 50.0% Game: 31-58 53.4%  
3FG % 1st Half: 5-13 38.5% 2nd half: 5-12 41.7% Game: 10-25 40.0%  
FT % 1st Half: 3-6 50.0% 2nd half: 7-10 70.0% Game: 10-16 62.5%

Officials: Tony Greene, Sean Hull, Raymond Stions Jr.

Technical fouls: South Carolina State-RICHARDSON,James. Miami-None.

Attendance: 6489

| Score by periods     |  | 1st | 2nd | Total |
|----------------------|--|-----|-----|-------|
| South Carolina State |  | 14  | 32  | 46    |
| Miami                |  | 42  | 40  | 82    |

Last FG - SCSSM 2nd-00:50, UM 2nd-02:59.  
Largest lead - SCSSM None, UM by 39 2nd-02:59.  
SCSSM led for 00:00, UM led for 39:14. Game was tied for 00:46.

Score tied - 0 times.  
Lead changed - 0 times.

**Official Basketball Box Score -- Game Totals -- Final Statistics**

**Columbia vs Miami**  
**12-28-16 7 p.m. at Watsco Center | Coral Gables, Fla.**

**Columbia 67 • 4-6**

| #      | Player              | Total  |      | 3-Ptr |         | Rebounds |            | PF  | TP | A | TO | Bk | Stl | Min |
|--------|---------------------|--------|------|-------|---------|----------|------------|-----|----|---|----|----|-----|-----|
|        |                     | FG     | F-GA | FG    | F-GA    | FT       | FT-FTA     |     |    |   |    |    |     |     |
| 01     | Coby, Jeff          | * 5-11 | 0-0  | 3-3   | 1 3 4   | 2 13     | 0 2 0 2 24 |     |    |   |    |    |     |     |
| 33     | Petrask, Luke       | * 6-10 | 2-4  | 2-2   | 0 5 5   | 2 16     | 1 0 0 1 24 |     |    |   |    |    |     |     |
| 12     | Smith, Mike         | * 5-9  | 0-1  | 2-2   | 0 0 0   | 4 12     | 5 0 0 0 21 |     |    |   |    |    |     |     |
| 20     | Killingsworth, Jake | * 2-5  | 1-2  | 0-0   | 0 1 1   | 1 5      | 2 0 0 0 0  | 19  |    |   |    |    |     |     |
| 22     | Hickman, Nate       | * 0-4  | 0-0  | 3-4   | 0 1 1   | 3 3      | 2 0 0 0 20 |     |    |   |    |    |     |     |
| 02     | Panayiotou, Andrew  | * 1-1  | 0-0  | 0-0   | 0 0 0   | 0 2      | 2 0 0 0 4  |     |    |   |    |    |     |     |
| 03     | Tape, Patrick       | * 3-3  | 0-0  | 0-1   | 0 2 2   | 4 6      | 0 2 0 0 9  |     |    |   |    |    |     |     |
| 04     | Hunter, Rodney      | * 2-4  | 0-0  | 1-4   | 1 5 6   | 0 5      | 1 1 1 0 27 |     |    |   |    |    |     |     |
| 05     | Davis, CJ           | * 1-3  | 0-0  | 0-0   | 0 2 2   | 1 2      | 1 3 0 3 14 |     |    |   |    |    |     |     |
| 10     | Adlesh, Quinton     | * 1-3  | 1-3  | 0-0   | 0 0 0   | 0 0      | 3 3 2 0 15 |     |    |   |    |    |     |     |
| 13     | McComber, Chris     | * 0-1  | 0-1  | 0-0   | 0 0 0   | 0 0      | 1 1 0 2 9  |     |    |   |    |    |     |     |
| 22     | Voss, Connor        | * 0-1  | 0-0  | 0-0   | 0 1 1   | 0 0      | 1 1 0 0 4  |     |    |   |    |    |     |     |
| Team   |                     |        |      |       |         |          |            |     |    |   |    |    |     |     |
| Totals |                     | 26-55  | 4-11 | 11-16 | 4 20 24 | 19 67    | 18 16 1 9  | 200 |    |   |    |    |     |     |

FG % 1st Half: 13-27 48.1% 2nd half: 13-28 46.4% Game: 26-55 47.3%  
3FG % 1st Half: 6-10 60.0% 2nd half: 1-1 100.0% Game: 7-11 63.6%  
FT % 1st Half: 2-5 40.0% 2nd half: 9-11 81.8% Game: 11-16 68.8%

**Miami 78 • 10-2**

| #      | Player           | Total  |      | 3-Ptr |          | Rebounds |             | PF  | TP | A | TO | Bk | Stl | Min |
|--------|------------------|--------|------|-------|----------|----------|-------------|-----|----|---|----|----|-----|-----|
|        |                  | FG     | F-GA | FG    | F-GA     | FT       | FT-FTA      |     |    |   |    |    |     |     |
| 20     | Dewan Huell      | * 2-2  | 0-0  | 0-0   | 0 1 1    | 3 4      | 0 1 2 0 17  |     |    |   |    |    |     |     |
| 21     | Kamari Murphy    | * 3-4  | 0-0  | 1-2   | 2 3 5    | 3 7      | 0 3 0 0 21  |     |    |   |    |    |     |     |
| 00     | Ja'Quan Newton   | * 7-14 | 3-5  | 5-8   | 4 5 9    | 1 22     | 4 10 0 1 30 |     |    |   |    |    |     |     |
| 09     | Davon Reed       | * 7-13 | 3-7  | 1-2   | 0 4 4    | 2 18     | 3 0 1 1 39  |     |    |   |    |    |     |     |
| 11     | Bruce Brown      | * 3-7  | 1-3  | 1-2   | 0 6 3    | 8 5      | 3 1 3 30    |     |    |   |    |    |     |     |
| 03     | Anthony Lawrence | * 4-6  | 0-1  | 2-5   | 3 2 5    | 3 10     | 1 3 2 3 29  |     |    |   |    |    |     |     |
| 04     | DJ Vasiljevic    | * 1-4  | 1-4  | 0-0   | 0 1 1    | 1 3      | 0 0 0 1 15  |     |    |   |    |    |     |     |
| 15     | Ebuka Izundu     | * 2-3  | 0-0  | 2-2   | 1 2 3    | 2 6      | 1 0 1 1 16  |     |    |   |    |    |     |     |
| Team   |                  |        |      |       |          |          |             |     |    |   |    |    |     |     |
| Totals |                  | 29-53  | 8-20 | 12-21 | 10 24 34 | 18 78    | 15 20 7 10  | 200 |    |   |    |    |     |     |

FG % 1st Half: 15-26 57.7% 2nd half: 14-27 51.9% Game: 29-53 54.7%  
3FG % 1st Half: 6-13 46.2% 2nd half: 2-7 28.6% Game: 8-20 40.0%  
FT % 1st Half: 5-9 55.6% 2nd half: 7-12 58.3% Game: 12-21 57.1%

Officials: Raymond Stions Jr., Ted Valentine, AJ Desai

Technical fouls: Columbia-None. Miami-None.

Attendance: 7045

| Score by periods |  | 1st | 2nd | Total |
|------------------|--|-----|-----|-------|
| Columbia         |  | 31  | 36  | 67    |
| Miami            |  | 41  | 37  | 78    |

Last FG - COL 2nd-02:22, UM 2nd-00:40.  
Largest lead - COL by 3 1st-18:47, UM by 23 1st-10:27.  
COL led for 00:59, UM led for 37:48. Game was tied for 01:13.

Score tied - 1 time.  
Lead changed - 1 time.

**Official Basketball Box Score -- Game Totals -- Final Statistics**

**Florida Atlantic vs Miami**  
**12-16-16 7 p.m. at Watsco Center | Coral Gables, Fla.**

**Florida Atlantic 56 • 3-6**

| #      | Player              | Total |      | 3-Ptr |         | Rebounds |            | PF  | TP | A | TO | Bk | Stl | Min |
|--------|---------------------|-------|------|-------|---------|----------|------------|-----|----|---|----|----|-----|-----|
|        |                     | FG    | F-GA | FG    | F-GA    | FT       | FT-FTA     |     |    |   |    |    |     |     |
| 01     | Cylla, Jeantal      | * 0-4 | 0-1  | 3-4   | 0 3 3   | 1 3      | 0 2 0 0 24 |     |    |   |    |    |     |     |
| 10     | Rutherford, Nick    | * 0-4 | 0-1  | 3-4   | 1 2 3   | 1 3      | 4 2 2 0 26 |     |    |   |    |    |     |     |
| 11     | Booker, Frank       | * 2-7 | 1-4  | 2-2   | 0 1 1   | 3 7      | 0 0 0 0 19 |     |    |   |    |    |     |     |
| 15     | Ingram, Jaiyan      | * 2-6 | 0-1  | 0-1   | 0 0 0   | 4 4      | 0 0 0 1 16 |     |    |   |    |    |     |     |
| 33     | Delph, Ronald       | * 4-9 | 0-0  | 1-1   | 1 6 7   | 2 9      | 0 0 1 0 28 |     |    |   |    |    |     |     |
| 06     | Filer, Adonis       | * 3-9 | 1-4  | 4-4   | 0 0 0   | 0 11     | 0 2 0 0 23 |     |    |   |    |    |     |     |
| 02     | Masey, Justin       | * 0-2 | 0-1  | 0-0   | 0 1 1   | 0 0      | 1 1 0 1 12 |     |    |   |    |    |     |     |
| 05     | Pisler, William     | * 1-2 | 0-0  | 0 0   | 2 2 4   | 2 0      | 0 0 1 0 18 |     |    |   |    |    |     |     |
| 13     | Neely, Marcus       | * 5-7 | 0-1  | 2-2   | 2 4 6   | 2 12     | 1 2 0 0 21 |     |    |   |    |    |     |     |
| 14     | Trounman, Gerdarius | * 2-7 | 1-4  | 0-0   | 0 1 1   | 1 5      | 1 0 0 0 13 |     |    |   |    |    |     |     |
| Team   |                     |       |      |       |         |          |            |     |    |   |    |    |     |     |
| Totals |                     | 19-57 | 3-17 | 15-18 | 9 20 29 | 19 56    | 7 9 3 4    | 200 |    |   |    |    |     |     |

FG % 1st Half: 6-25 24.0% 2nd half: 13-32 40.6% Game: 19-57 33.3%  
3FG % 1st Half: 1-7 14.3% 2nd half: 2-10 20.0% Game: 3-17 17.6%  
FT % 1st Half: 11-13 84.6% 2nd half: 4-5 80.0% Game: 15-18 83.3%

**Miami 76 • 8-2**

| #               | Player           | FG     |     | 3-Ptr |    | Rebounds  |     | PF    | TP | A     | TO | Bk        | Stl | Min   |
|-----------------|------------------|--------|-----|-------|----|-----------|-----|-------|----|-------|----|-----------|-----|-------|
|                 |                  | F      | GA  | F     | GA | FT        | FTA |       |    |       |    |           |     |       |
| 00              | Ja'Quan Newton   | * 3-9  | 0-1 | 2-2   | 0  | 6         | 6   | 2     | 8  | 6     | 1  | 0         | 1   | 23    |
| 09              | Davon Reed       | * 6-10 | 5-9 | 4-4   | 0  | 0         | 0   | 0     | 21 | 0     | 2  | 2         | 1   | 34    |
| 11              | Bruce Brown      | * 4-11 | 0-3 | 6-8   | 2  | 6         | 8   | 2     | 14 | 6     | 2  | 0         | 2   | 38    |
| 20              | Dewan Huell      | * 4-10 | 0-0 | 1-2   | 4  | 6         | 10  | 2     | 9  | 0     | 0  | 1         | 1   | 24    |
| 21              | Kamari Murphy    | * 3-6  | 0-0 | 1-5   | 3  | 7         | 10  | 3     | 7  | 1     | 1  | 0         | 0   | 17    |
| 22              | Anthony Lawrence | * 4-5  | 0-0 | 0-0   | 0  | 0         | 0   | 0     | 0  | 0     | 0  | 0         | 0   | 23    |
| 42              | DJ Vasiljevic    | * 1-4  | 0-3 | 0-0   | 1  | 2         | 2   | 2     | 0  | 0     | 1  | 0         | 0   | 26    |
| 44              | Rodney Miller    | * 0-0  | 0-0 | 0-0   | 0  | 0         | 0   | 0     | 0  | 0     | 0  | 0         | 0   | 0     |
| 50              | Eshon Gundy      | * 0-0  | 0-0 | 0-0   | 0  | 0         | 0   | 0     | 0  | 0     | 0  | 0         | 0   | 0     |
| Team            |                  |        |     |       |    | 2 2 4     |     |       |    |       |    | 1 1       |     |       |
| Total           |                  | 25-55  |     | 8-19  |    | 18-27     |     | 16    |    | 32    |    | 48        |     | 76    |
| 3FG % 1st half: |                  | 12-26  |     | 45.5% |    | 2nd half: |     | 13-44 |    | 45.5% |    | 2nd half: |     | 37.5% |
| Game:           |                  | 25-55  |     | 45.5% |    | 2nd half: |     | 13-44 |    | 45.5% |    | 2nd half: |     | 37.5% |
| Rebound         |                  | 16     |     | 32    |    | 48        |     | 76    |    | 132   |    | 3         |     | 200   |

# 2016-17 MIAMI HURRICANES



**0**

**JA'QUAN NEWTON**

Jr. | G | 6-2 | 187  
Philadelphia, Pa.  
Neumann-Goretti HS



**2**

**MIKE ROBINSON**


So. | G | 5-10 | 170  
New Britain, Conn.  
New Britain HS



**3**

**ANTHONY LAWRENCE, JR.**

So. | G | 6-7 | 210  
St. Petersburg, Fla.  
Lakewood Senior HS



**4**

**DEJAN "DJ" VASILJEVIC**

Fr. | G | 6-3 | 198  
Melbourne, Australia  
Australian Institute of Sport



**5**

**DAVON REED**


Sr. | G | 6-6 | 220  
Ewing, N.J.  
Princeton Day School



**11**

**BRUCE BROWN**

Fr. | G | 6-5 | 190  
Boston, Mass.  
Vermont Academy



**12**

**MICHAEL GILMORE**

Jr. | F | 6-8 | 208  
Jacksonville, Fla.  
VCU | Rickards HS



**14**

**RODNEY MILLER, JR.**

Fr. | C | 7-0 | 258  
Laurelton, N.Y.  
Oak Hill Academy



**15**

**EBUKA IZUNDU**

So. | C | 6-10 | 231  
Charlotte, N.C. | Nigeria  
Victory Christian Center



**20**

**DEWAN HUELL**

Fr. | F | 6-11 | 220  
Miami, Fla.  
Miami Norland HS



**21**

**KAMARI MURPHY**


RSr. | F | 6-8 | 220  
Brooklyn, N.Y.  
Oklahoma State | IMG | Lincoln HS



**32**

**SAM WAARDENBURG**

Fr. | F | 6-9 | 205  
Henderson, New Zealand  
Rangitoto College HS



**35**

**CHRIS STOWELL**

Jr. | F | 6-6 | 208  
Exeter, N.H.  
Tilton School | Exeter



**JIM LARRAÑAGA**

Head Coach




**CHRIS CAPUTO**

Associate Head Coach



**JAMAL BRUNT**

Assistant Coach



**ADAM FISHER**

Assistant Coach



**JAMES JOHNSON**

Director of Operations



# 11 BRUCE BROWN

Fr. | 6-5 | 190 | Guard  
Boston, Mass. | Vermont Academy

As a freshman, recorded Miami's second triple double in program history with 11 points, 11 rebounds and 10 assists against SC State on Dec. 6, 2016.

ACC Rookie of the Week - Dec. 12, 2016

2016 Jordan Brand Classic All-American

- Playing both point guard and two guard at Miami.
- Feisty defender. Competitive mentality. Active rebounder from the guard position.
- Offensively can get past defenders and finish at the rim.
- Boasts a 6-8 wingspan.
- Bench: 275 lbs. Added 50 lbs on bench since arrival at UM in July 2016.
- Increased 185 bench from eight reps to 16 from July to October 2016.
- Vertical: 42-inches, on 3-step approach.
- Five-star shooting guard at Vermont Academy in Saxton's River, Vt. Played at Vermont Academy two seasons.
- Ranked No. 30 by ESPN, No. 44 per Scout and No. 49 by Rivals.
- Won 2016 New England Prep School Basketball Class AA State Tournament.
- Named 2016 NEPSAC Tournament MVP ... First Team All-NEPSAC.
- Nike Basketball Academy, the NBPA Top 100 Camp and Nike Elite 100.
- Second Team All-EYBL performer playing for Boston Amateur Basketball Club ... With BABC at the Peach Jam in 2015, averaged 15.6 points, 5.6 rebounds, 2.0 steals, 1.8 assists and 1.4 blocks per game.
- Multi-sport athlete at Wakefield High School two years ... Played wide receiver and strong safety on the football team ... Also played baseball and JV soccer.
- Born Aug. 15, 1996 in Boston. Son of Roberta Brown and Bruce Brown. Brother to 10 siblings. Cousin of Jalen Adams (UConn).
- Started playing basketball at age six, first dunk was in eighth grade.
- Recorded Miami's second triple double in program history with 11 points, 11 rebounds and 10 assists against SC State on Dec. 6, 2016, the same day his uncle passed away and the team played the game "for Bruce's uncle".

- Favorites: Athlete: Russell Westbrook. Athlete in another sport: Neymar. Pro sports team: Patriots. Meal: Fried chicken / mac & cheese. Midnight snack: Zebra cakes. Video game: FIFA. Ice Cream: Vanilla. Cereal: Frosted Cheerios. Movie: Friday. TV Show: SportsCenter.
- When I played ball as a kid, I pretended I was: Rajon Rondo. When I was little, I wanted to be a: Police officer.

| TRIPLE-DOUBLES    |    |    |    |
|-------------------|----|----|----|
| Opposition        | P  | R  | A  |
| SC State          | 11 | 11 | 10 |
| DOUBLE-DOUBLES    |    |    |    |
| Opposition        | P  | R  |    |
| SC State          | 11 | 11 |    |
| George Washington | 14 | 12 |    |

## BROWN HIGHS

### Points

Season: 17, vs. NC State, 12/31/16

ACC: 17, vs. NC State, 12/31/16

### Rebounds

Season: 12, vs. Geo. Washington, 12/22/16

ACC: 8, vs. NC State, 12/31/16

### Assists

Season: 10, vs. SC State, 12/6/16

ACC: 4, vs. NC State, 12/31/16

### Steals

Season: 3 (4x) last vs. NC State, 12/31/16

ACC: 3, vs. NC State, 12/31/16

### Blocked Shots

Season: 3, vs. Penn, 11/19/16

ACC: 1, vs. NC State, 12/31/16

### Field Goals

Season: 7, vs. NC State, 12/31/16

ACC: 7, vs. NC State, 12/31/16

### Field Goal Attempts

Season: 13, vs. Florida, 11/27/16

ACC: 11, vs. NC State, 12/31/16

### Free Throws

Season: 6 (2x), last vs. Geo. Wash., 12/22/16

ACC: 2, vs. NC State, 12/31/16

### Free Throw Attempts

Season: 8, vs. FAU, 12/16/16

ACC: 4, vs. NC State, 12/31/16

### 3-Point Field Goals

Season: 2 (3x) last vs. Geo. Wash., 12/22/16

ACC: 1, vs. NC State, 12/31/16

### 3-Point Field Goal Attempts

Season: 4, vs. Florida, 11/27/16

ACC: 2, vs. NC State, 12/31/16

### Minutes

Season: 38, vs. FAU, 12/16/16

ACC: 26, vs. NC State, 12/31/16


## BROWN CAREER STATISTICS

| Season  | GP | GS | Min. | Avg. | FG | FGA | Pct. | FG | FGA | Pct. | FT | FTA | Pct. | Off. | Def. | Tot. | Avg. | PF | FO | Ast. | TO | Blk | Stl | Pts. | Avg. |
|---------|----|----|------|------|----|-----|------|----|-----|------|----|-----|------|------|------|------|------|----|----|------|----|-----|-----|------|------|
| 2016-17 | 13 | 9  | 380  | 29.2 | 50 | 110 | .455 | 9  | 31  | .290 | 34 | 47  | .723 | 26   | 69   | 95   | 7.3  | 31 | 1  | 43   | 24 | 6   | 22  | 143  | 11.0 |

|         |    |   |     |      |    |     |      |   |    |      |    |    |      |    |    |    |     |    |   |    |    |   |    |     |      |
|---------|----|---|-----|------|----|-----|------|---|----|------|----|----|------|----|----|----|-----|----|---|----|----|---|----|-----|------|
| 2016-17 | 13 | 9 | 380 | 29.2 | 50 | 110 | .455 | 9 | 31 | .290 | 34 | 47 | .723 | 26 | 69 | 95 | 7.3 | 31 | 1 | 43 | 24 | 6 | 22 | 143 | 11.0 |
|---------|----|---|-----|------|----|-----|------|---|----|------|----|----|------|----|----|----|-----|----|---|----|----|---|----|-----|------|

| BROWN 2016-17    |          |    | TOTAL |    |     |      | 3-PTS |     |       | FREE THROWS |     |       | REBOUNDS |     |     |     |    |    |    |    |     |     |     |      |
|------------------|----------|----|-------|----|-----|------|-------|-----|-------|-------------|-----|-------|----------|-----|-----|-----|----|----|----|----|-----|-----|-----|------|
| Opponent         | Date     | GS | Min   | FG | FGA | Pct  | 3FG   | FGA | Pct   | FT          | FTA | Pct   | Off      | Def | Tot | Avg | PF | FO | A  | TO | Blk | Stl | Pts | Avg  |
| W Carolina       | 11-11-16 |    | 25    | 2  | 8   | .250 | 0     | 2   | .000  | 3           | 6   | .500  | 1        | 7   | 8   | 8.0 | 0  | 0  | 5  | 1  | 1   | 0   | 7   | 7.0  |
| at North Florida | 11-16-16 |    | 25    | 3  | 7   | .429 | 0     | 1   | .000  | 1           | 2   | .500  | 2        | 4   | 6   | 7.0 | 1  | 0  | 2  | 0  | 0   | 2   | 7   | 7.0  |
| Penn             | 11-19-16 | *  | 27    | 6  | 10  | .600 | 1     | 3   | .333  | 2           | 2   | 1.000 | 2        | 3   | 5   | 6.3 | 2  | 0  | 1  | 1  | 3   | 3   | 15  | 9.7  |
| vs Stanford      | 11-24-16 |    | 22    | 3  | 8   | .375 | 0     | 2   | .000  | 4           | 6   | .667  | 2        | 4   | 6   | 6.3 | 3  | 0  | 2  | 0  | 0   | 1   | 10  | 9.8  |
| vs Iowa State    | 11-25-16 |    | 21    | 1  | 5   | .200 | 0     | 2   | .000  | 0           | 0   | .000  | 2        | 5   | 7   | 6.4 | 5  | 1  | 2  | 4  | 0   | 1   | 2   | 8.2  |
| vs Florida       | 11-27-16 | *  | 35    | 6  | 13  | .462 | 2     | 4   | .500  | 1           | 2   | .500  | 3        | 1   | 4   | 6.0 | 3  | 0  | 1  | 2  | 0   | 2   | 15  | 9.3  |
| RUTGERS          | 11-30-16 | *  | 28    | 4  | 6   | .667 | 0     | 1   | .000  | 3           | 3   | 1.000 | 2        | 7   | 9   | 6.4 | 3  | 0  | 2  | 5  | 0   | 0   | 11  | 9.6  |
| vs Wofford       | 12-03-16 | *  | 37    | 3  | 4   | .750 | 2     | 3   | .667  | 4           | 4   | 1.000 | 2        | 3   | 5   | 6.3 | 1  | 0  | 1  | 2  | 0   | 3   | 12  | 9.9  |
| SC STATE         | 12-06-16 | *  | 30    | 5  | 11  | .455 | 0     | 3   | .000  | 1           | 2   | .500  | 3        | 8   | 11  | 6.8 | 3  | 0  | 10 | 2  | 0   | 2   | 11  | 10.0 |
| FAU              | 12-16-16 | *  | 38    | 4  | 11  | .364 | 0     | 3   | .000  | 6           | 8   | .750  | 2        | 6   | 8   | 6.9 | 2  | 0  | 6  | 2  | 0   | 2   | 14  | 10.4 |
| GEO. WASH.       | 12-22-16 | *  | 33    | 3  | 9   | .333 | 2     | 2   | 1.000 | 6           | 6   | 1.000 | 2        | 10  | 12  | 7.4 | 1  | 0  | 2  | 0  | 0   | 0   | 14  | 10.7 |
| COLUMBIA         | 12-28-16 | *  | 33    | 3  | 7   | .429 | 1     | 3   | .333  | 1           | 2   | .500  | 0        | 6   | 6   | 7.3 | 3  | 0  | 5  | 3  | 1   | 3   | 8   | 10.5 |
| NC STATE         | 12-31-16 | *  | 26    | 7  | 11  | .636 | 1     | 2   | .500  | 2           | 4   | .500  | 3        | 5   | 8   | 7.3 | 4  | 0  | 4  | 2  | 1   | 3   | 17  | 11.0 |





# 20 DEWAN HUELL

Fr. | 6-11 | 220 | Forward  
Miami, Fla. | Miami Norland HS

## 2016 McDonald's All-American

- Name is pronounced Duh-wan Hue-ull
- Five-star, top-25 power forward from local Norland High in Miami, Fla.
- Explosive player with ability to dunk in traffic.
- Good touch around the rim, developing baby hook shot.
- Elevates above the defense to score.
- Weighed 214 lbs in July 2016, up to 227 lbs by October.
- Never lifted weights before coming to UM.
- Ranked the No. 21 player by ESPN, No. 23 by Rivals and No. 25 by Scout.
- Named top player in the state of Florida by Scout. Second in the state by ESPN and Rivals.
- Nike Elite 100, LeBron James Skills Academy, adidas Nations Atlanta, adidas Nations California, Elite 24 all-star game, UA All-America Camp and the NBPA Top 100 Camp. adidas US select U-18 team at adidas Eurocamp in Treviso, Italy.
- Played AAU ball for Team Breakdown.
- Led the Norland Vikings to three state championships.
- *Miami Herald* Class 9A-6A Male Athlete of the Year. Two-time *Miami Herald* Class 8A-6A Boy's Basketball Player of the Year.
- Averaged 16.5 points, 8.7 rebounds and 1.8 blocks per game as a senior. Posted 19.2 points and 9.1 rebounds as a junior, 10.9 ppg, 7.9 rpg as a sophomore and 4.8 ppg and 3.7 rpg as a freshman at Norland.
- Also was on the track team where he participated in the 800 meter run and the high jump.
- Chose hometown Miami over offers from Kansas, North Carolina, Florida State, Florida and Louisville.
- Nickname is Stretch.
- Born Dec. 9, 1996 in Miami. Son of Christina Fernandez. Brother to six siblings: Three brothers – Dewell, Dewanis and Dylan (deceased); Three sisters – Deanna, Charese and Brittany. Cousin to former Canes football player Duke Johnson.
- Majoring in sports management.

- Favorites: Athlete: LeBron James. Athlete in another sport: Floyd Mayweather. Song right now: Pray for 'em – Meek Mills. Pro sports team: Heat. Meal: Mom's lasagna. Midnight snack: Gushers. Ice Cream: Cookies and cream. Cereal: Fruit Loops. Movie: The Purge 3. TV Shows: Ballers, Power, Survivor's Remorse. Musical Artist: G Herbo.
- When I played ball as a kid, I pretended I was: LeBron. When I was little, I wanted to be: The President or an astronaut. Now my dream job is: Coach.

## HUELL HIGHS

### Points

Season: 15, at North Florida, 11/16/16

ACC: --

### Rebounds

Season: 10, vs. FAU, 12/16/16

ACC: --

### Assists

Season: 1 (3x) last vs. NC State, 12/31/16

ACC: 1, vs. NC State, 12/31/16

### Steals

Season: 2, vs. Rutgers, 11/30/16

ACC: 1, vs. NC State, 12/31/16

### Blocked Shots

Season: 2 (2x) last vs. Columbia, 12/28/16

ACC: --

### Field Goals

Season: 6 (2x) last vs. Rutgers, 11/30/16

ACC: --

### Field Goal Attempts

Season: 14, vs. Rutgers, 11/30/16

ACC: 3, vs. NC State, 12/31/16

### Free Throws

Season: 3 (2x) last at North Florida, 11/16/16

ACC: --

### Free Throw Attempts

Season: 3 (2x) last at North Florida, 11/16/16

ACC: --

### 3-Point Field Goals

Season: --

ACC: --

### 3-Point Field Goal Attempts

Season: --

ACC: 1, vs. NC State, 12/31/16

### Minutes

Season: 25 (2x) last vs. Rutgers, 11/30/16

ACC: 14, vs. NC State, 12/31/16

## HUELL CAREER STATISTICS

| HUELL CAREER STATISTICS |    |    |      |      |    |     |      |    |     | 3-Point |    |     | Free Throws |      |      | Rebounds |      |    |    | Scoring |    |     |     |      |      |  |  |  |  |
|-------------------------|----|----|------|------|----|-----|------|----|-----|---------|----|-----|-------------|------|------|----------|------|----|----|---------|----|-----|-----|------|------|--|--|--|--|
| Season                  | GP | GS | Min. | Avg. | FG | FGA | Pct. | FG | FGA | Pct.    | FT | FTA | Pct.        | Off. | Def. | Tot.     | Avg. | PF | FO | Ast.    | TO | Blk | Stl | Pts. | Avg. |  |  |  |  |
| 2016-17                 | 13 | 7  | 262  | 20.2 | 39 | 78  | .500 | 0  | 1   | .000    | 15 | 19  | .789        | 25   | 33   | 58       | 4.5  | 29 | 0  | 3       | 12 | 11  | 6   | 93   | 7.2  |  |  |  |  |

### HUELL 2016-17

| Opponent         | Date     | TOTAL |     |    | 3-PTS |       |     | FREE THROWS |      |    | REBOUNDS |       |     |     |     |     |    |    |   |    |     |     |     |      |
|------------------|----------|-------|-----|----|-------|-------|-----|-------------|------|----|----------|-------|-----|-----|-----|-----|----|----|---|----|-----|-----|-----|------|
|                  |          | GS    | Min | FG | FGA   | Pct   | 3FG | FGA         | Pct  | FT | FTA      | Pct   | Off | Def | Tot | Avg | PF | FO | A | TO | Blk | Stl | Pts | Avg  |
| W Carolina       | 11-11-16 |       | 25  | 5  | 9     | .556  | 0   | 0           | .000 | 3  | 3        | 1.000 | 2   | 5   | 7   | 7.0 | 2  | 0  | 1 | 1  | 1   | 0   | 13  | 13.0 |
| at North Florida | 11-16-16 |       | 19  | 6  | 9     | .667  | 0   | 0           | .000 | 3  | 3        | 1.000 | 3   | 5   | 8   | 7.5 | 4  | 0  | 0 | 0  | 1   | 0   | 15  | 14.0 |
| Penn             | 11-19-16 |       | 24  | 5  | 6     | .833  | 0   | 0           | .000 | 1  | 1        | 1.000 | 5   | 0   | 5   | 6.7 | 2  | 0  | 0 | 2  | 0   | 0   | 11  | 13.0 |
| vs Stanford      | 11-24-16 |       | 19  | 1  | 1     | 1.000 | 0   | 0           | .000 | 1  | 2        | .500  | 1   | 2   | 3   | 5.8 | 2  | 0  | 0 | 0  | 0   | 1   | 3   | 10.5 |
| vs Iowa State    | 11-25-16 |       | 24  | 2  | 5     | .400  | 0   | 0           | .000 | 1  | 2        | .500  | 2   | 4   | 6   | 5.8 | 4  | 0  | 0 | 1  | 1   | 0   | 5   | 9.4  |
| vs Florida       | 11-27-16 |       | 22  | 4  | 9     | .444  | 0   | 0           | .000 | 2  | 2        | 1.000 | 3   | 3   | 6   | 5.8 | 2  | 0  | 1 | 2  | 1   | 0   | 10  | 9.5  |
| RUTGERS          | 11-30-16 | *     | 25  | 6  | 14    | .429  | 0   | 0           | .000 | 2  | 2        | 1.000 | 5   | 2   | 7   | 6.0 | 0  | 0  | 0 | 0  | 1   | 2   | 14  | 10.1 |
| vs Wofford       | 12-03-16 | *     | 13  | 1  | 3     | .333  | 0   | 0           | .000 | 0  | 0        | .000  | 0   | 1   | 1   | 5.4 | 3  | 0  | 0 | 3  | 0   | 0   | 2   | 9.1  |
| SC STATE         | 12-06-16 | *     | 18  | 2  | 2     | 1.000 | 0   | 0           | .000 | 1  | 2        | .500  | 0   | 3   | 3   | 5.1 | 3  | 0  | 0 | 2  | 2   | 1   | 5   | 8.7  |
| FAU              | 12-16-16 | *     | 24  | 4  | 10    | .400  | 0   | 0           | .000 | 1  | 2        | .500  | 4   | 6   | 10  | 5.6 | 2  | 0  | 0 | 0  | 1   | 1   | 9   | 8.7  |
| GEO. WASH.       | 12-22-16 | *     | 18  | 1  | 5     | .200  | 0   | 0           | .000 | 0  | 0        | .000  | 0   | 1   | 1   | 5.2 | 1  | 0  | 0 | 0  | 1   | 0   | 2   | 8.1  |
| COLUMBIA         | 12-28-16 | *     | 17  | 2  | 2     | 1.000 | 0   | 0           | .000 | 0  | 0        | .000  | 0   | 1   | 1   | 4.8 | 3  | 0  | 0 | 1  | 2   | 0   | 4   | 7.8  |
| NC STATE         | 12-31-16 | *     | 14  | 0  | 3     | .000  | 0   | 1           | .000 | 0  | 0        | .000  | 0   | 0   | 0   | 4.5 | 1  | 0  | 1 | 0  | 0   | 1   | 0   | 7.2  |



# 15 EBUKA IZUNDU

So. | 6-10 | 231 | Center

Charlotte, N.C. | Lagos, Nigeria | Victory Christian Center

- First name Ebuka is pronounced E-boo-kuh. Last name is E-zoon-du.
- Born in Lagos, Nigeria. Speaks African language of Igbo.
- Moved to the United States in 2013, at age 17.
- Grew up playing soccer, then started playing basketball in 2011.
- Long and athletic body.
- Lefty with great touch around the basket.
- Potential to develop into a great ACC post scorer.
- 7-foot, 1-inch wingspan. Weighed 201 lbs as a freshman, weighed 231 in Oct. 2016.
- Benched 185 lbs upon arrival in Sept. 2015, up to 300 lbs in Oct. 2016.
- Increased 185 bench from one rep to 13 reps in one year.
- Six reps of 315 squat in Oct. 2016.
- As a freshman (2015-16) scored in double digits once with 11 points against Mississippi State in the Puerto Rico Classic.
- Signed with Charlotte, then was released from commitment after 49ers coach was let go.
- No. 134 player and No. 19 center in 2015 class by Rivals.com ... No. 70 player, No. 20 power forward and No. 5 player in North Carolina in 2015 class by 247Sports. First-team All-Charlotte Observer.
- Averaged 21.0 points, 15.0 rebounds and 6.0 blocks for Victory Christian Center School as a senior. Averaged 18.0 points, 12.0 rebounds and 6.0 blocks in junior season.
- Played AAU for Charlotte ACES
- In high school also played soccer and ran the 100 and 200 meters in track.
- Born June 28, 1996. Son of Emma and Ifeoma Izundu. One brother: Okwy; Four sisters: Chioma Ojo, Vivian, Chingo and Ifunaya.
- Majoring in sports administration.

- Favorites: Athlete: Kevin Durant. Athlete in another sport: Cristiano Ronaldo. Pro sports team: OKC Thunder. Meal: Rice, Chicken, Sweet plantains. Midnight snack: Chicken wings. Video game: Grand Theft Auto. Class at UM: Dance. Ice Cream: Strawberry. Cereal: Lucky Charms. Movie: Fast & Furious 6. TV Show: Game of Thrones. Musical Artist: Future.
- When I played ball as a kid, I pretended I was: Hakeem Olajuwon. When I was little, I wanted to be a: Soccer player. Now my dream job is: Own my own business.

| 2015-16                  |     |   |   |
|--------------------------|-----|---|---|
| Opposition               | P   | R | A |
| UTRGV                    | 0   | 0 | 0 |
| Louisiana                | 0   | 0 | 0 |
| vs. Miss. St.            | 11  | 7 | 0 |
| vs. Utah                 | 4   | 3 | 1 |
| vs. Butler               | DNP |   |   |
| Northeastern at Nebraska | DNP |   |   |
| Charlotte                | 0   | 0 | 1 |
| Florida                  | 0   | 1 | 0 |
| Charleston at La Salle   | 1   | 0 | 0 |
| Princeton                | 6   | 4 | 0 |
| Syracuse                 | DNP |   |   |
| Florida State            | DNP |   |   |
| at Virginia              | DNP |   |   |
| at Clemson               | 0   | 0 | 0 |
| at Boston College        | DNP |   |   |
| Wake Forest              | DNP |   |   |
| DUKE                     | DNP |   |   |
| at NC State              | DNP |   |   |
| Notre Dame               | DNP |   |   |
| at Georgia Tech          | DNP |   |   |
| Pittsburgh               | 2   | 0 | 0 |
| at Florida State         | 0   | 0 | 0 |
| Virginia Tech            | 0   | 0 | 0 |
| at North Carolina        | 6   | 2 | 1 |
| Virginia                 | DNP |   |   |
| Louisville               | DNP |   |   |
| at Notre Dame            | DNP |   |   |
| at Virginia Tech         | 2   | 0 | 0 |
| vs. Virginia Tech        | DNP |   |   |
| vs. Buffalo              | DNP |   |   |
| vs. Wichita State        | DNP |   |   |
| vs. Villanova            | 0   | 2 | 0 |

## IZUNDU HIGHS

### Points

Season: 14, vs. Western Carolina, 11/11/16  
Career: 14, vs. Western Carolina, 11/11/16  
ACC: 6, at North Carolina, 2/20/16

### Rebounds

Season: 7, vs. NC State, 12/31/16  
Career: 7 (2x) last vs. NC State, 12/31/16  
ACC: 7, vs. NC State, 12/31/16

### Assists

Season: 1 (2x) last vs. Columbia, 12/28/16  
Career: 1 (5x) last vs. Columbia, 12/28/16  
ACC: 1, at North Carolina, 2/20/16

### Steals

Season: 1 (4x) last vs. Columbia, 12/28/16  
Career: 1 (6x), vs. Columbia, 12/28/16  
ACC: 1 (2x) last at North Carolina, 2/20/16

### Blocked Shots

Season: 3 (2x) last vs. SC State, 12/6/16  
Career: 3 (2x) last vs. SC State, 12/6/16  
ACC: 1 (2x) last at North Carolina, 2/20/16

### Field Goals

Season: 5, vs. Western Carolina, 11/11/16  
Career: 5, vs. Western Carolina, 11/11/16  
ACC: 1 (3x) last vs. NC State, 12/31/16

### Field Goal Attempts

Season: 7, vs. SC State, 12/6/16  
Career: 7, vs. SC State, 12/6/16  
ACC: 2, vs. NC State, 12/31/16

### Free Throws

Season: 4 (2x) last vs. Geo. Wash., 12/22/16  
Career: 5, vs. Mississippi State, 11/19  
ACC: 4, at North Carolina, 2/20/16

### Free Throw Attempts

Season: 5, vs. Geo. Washington, 12/22/16  
Career: 7, vs. Mississippi State, 11/19  
ACC: 6, at North Carolina, 2/20/16

### 3-Point Field Goal Attempts

Career: --

### Minutes

Season: 20, vs. Geo. Washington, 12/22/16  
Career: 20, vs. Geo. Washington, 12/22/16  
ACC: 19, vs. NC State, 12/31/16

## IZUNDU CAREER STATISTICS

| IZUNDU CAREER STATISTICS |    |    |      |      |    |     |      | 3-Point |     |      | Free Throws |     |      | Rebounds |      |      |      |    |    |      |    | Scoring |     |      |      |
|--------------------------|----|----|------|------|----|-----|------|---------|-----|------|-------------|-----|------|----------|------|------|------|----|----|------|----|---------|-----|------|------|
| Season                   | GP | GS | Min. | Avg. | FG | FGA | Pct. | FG      | FGA | Pct. | FT          | FTA | Pct. | Off.     | Def. | Tot. | Avg. | PF | FO | Ast. | TO | Blk     | Stl | Pts. | Avg. |
| 2015-16                  | 15 | 0  | 79   | 5.3  | 10 | 16  | .625 | 0       | 0   | .000 | 12          | 19  | .632 | 13       | 6    | 19   | 1.3  | 17 | 0  | 3    | 5  | 3       | 2   | 32   | 2.1  |
| 2016-17                  | 12 | 4  | 144  | 12.0 | 23 | 34  | .676 | 0       | 0   | .000 | 17          | 21  | .810 | 22       | 19   | 41   | 3.4  | 26 | 0  | 2    | 15 | 12      | 4   | 63   | 5.3  |
| TOTAL                    | 27 | 4  | 223  | 8.3  | 33 | 50  | .660 | 0       | 0   | .000 | 29          | 40  | .725 | 35       | 25   | 60   | 2.2  | 43 | 0  | 5    | 20 | 15      | 6   | 95   | 3.5  |

## IZUNDU 2016-17

| Opponent         | Date     | GS | TOTAL                             |    |     |       | 3-PTS |     |      | FREE THROWS |     |       | REBOUNDS |     |     |     |    |    |   |    |     |     |     |      |
|------------------|----------|----|-----------------------------------|----|-----|-------|-------|-----|------|-------------|-----|-------|----------|-----|-----|-----|----|----|---|----|-----|-----|-----|------|
|                  |          |    | Min                               | FG | FGA | Pct   | 3FG   | FGA | Pct  | FT          | FTA | Pct   | Off      | Def | Tot | Avg | PF | FO | A | TO | Blk | Stl | Pts | Avg  |
| W Carolina       | 11-11-16 | *  | 13                                | 5  | 5   | 1.000 | 0     | 0   | .000 | 4           | 4   | 1.000 | 2        | 3   | 5   | 5.0 | 3  | 0  | 1 | 3  | 1   | 1   | 14  | 14.0 |
| at North Florida | 11-16-16 | *  | 4                                 | 2  | 2   | 1.000 | 0     | 0   | .000 | 0           | 0   | .000  | 3        | 1   | 4   | 4.5 | 1  | 0  | 0 | 0  | 0   | 0   | 4   | 9.0  |
| Penn             | 11-19-16 |    | DNP - lower left extremity injury |    |     |       |       |     |      |             |     |       |          |     |     |     |    |    |   |    |     |     |     |      |
| vs Stanford      | 11-24-16 | *  | 11                                | 0  | 2   | .000  | 0     | 0   | .000 | 0           | 0   | .000  | 2        | 1   | 3   | 4.0 | 2  | 0  | 0 | 1  | 1   | 0   | 0   | 6.0  |
| vs Iowa State    | 11-25-16 | *  | 9                                 | 0  | 0   | .000  | 0     | 0   | .000 | 0           | 0   | .000  | 1        | 2   | 3   | 3.8 | 1  | 0  | 0 | 1  | 1   | 0   | 0   | 4.5  |
| vs Florida       | 11-27-16 |    | 2                                 | 0  | 0   | .000  | 0     | 0   | .000 | 0           | 0   | .000  | 0        | 0   | 0   | 3.0 | 2  | 0  | 0 | 0  | 0   | 0   | 0   | 3.6  |
| RUTGERS          | 11-30-16 |    | 12                                | 2  | 2   | 1.000 | 0     | 0   | .000 | 0           | 0   | .000  | 0        | 2   | 2   | 2.8 | 4  | 0  | 0 | 2  | 3   | 0   | 4   | 3.7  |
| vs Wofford       | 12-03-16 |    | 15                                | 3  | 5   | .600  | 0     | 0   | .000 | 3           | 4   | .750  | 3        | 2   | 5   | 3.1 | 3  | 0  | 0 | 3  | 1   | 1   | 9   | 4.4  |
| SC STATE         | 12-06-16 |    | 17                                | 4  | 7   | .571  | 0     | 0   | .000 | 1           | 2   | .500  | 2        | 1   | 3   | 3.1 | 0  | 0  | 0 | 1  | 3   | 0   | 9   | 5.0  |
| FAU              | 12-16-16 |    | 6                                 | 0  | 0   | .000  | 0     | 0   | .000 | 2           | 2   | 1.000 | 1        | 1   | 2   | 3.0 | 4  | 0  | 0 | 3  | 0   | 1   | 2   | 4.7  |
| GEO. WASH.       | 12-22-16 |    | 20                                | 4  | 6   | .667  | 0     | 0   | .000 | 4           | 5   | .800  | 3        | 1   | 4   | 3.1 | 1  | 0  | 0 | 0  | 1   | 0   | 12  | 5.4  |
| COLUMBIA         | 12-28-16 |    | 16                                | 2  | 3   | .667  | 0     | 0   | .000 | 2           | 2   | 1.000 | 1        | 2   | 3   | 3.1 | 2  | 0  | 1 | 0  | 1   | 1   | 6   | 5.5  |
| NC STATE         | 12-31-16 |    | 19                                | 1  | 2   | .500  | 0     | 0   | .000 | 1           | 2   | .500  | 4        | 3   | 7   | 3.4 | 3  | 0  | 0 | 1  | 0   | 0   | 3   | 5.3  |



**St. Petersburg, Fla. | Lakewood Senior HS**

- Favorites: Athlete: LeBron. Athlete in another sport: Lionel Messi. Pro sports team: Warriors.  
 Meal: Crabs. Midnight snack: Gushers. Class at UM: Dance. Book: More than a Game – LeBron  
 James. Ice Cream: Vanilla. Cereal: Captain Crunch with Crunch Berries. Movie: Friday. TV Show:  
 Martin. Musical Artist: Young Thug.  
 • When I played ball as a kid, I pretended I was: LeBron. My first job was: Swept floors at a barber shop. When I was little,  
 I wanted to be a: Rapper or NBA player. Now my dream job is: Rapper.

| 2015-16           |     |   |   |
|-------------------|-----|---|---|
| Opposition        | P   | R | A |
| UTRGV             | 1   | 2 | 0 |
| Louisiana         | 12  | 6 | 2 |
| vs. Miss. St.     | 10  | 4 | 2 |
| vs. Utah          | 0   | 0 | 2 |
| vs. Butler        | 7   | 1 | 1 |
| Northeastern      | 0   | 1 | 0 |
| at Nebraska       | 13  | 7 | 0 |
| Charlotte         | 9   | 1 | 1 |
| Florida           | DNP |   |   |
| Charleston        | 11  | 2 | 1 |
| at La Salle       | 2   | 2 | 3 |
| Princeton         | 0   | 1 | 0 |
| Syracuse          | 1   | 2 | 0 |
| Florida State     | 0   | 0 | 0 |
| at Virginia       | 0   | 1 | 0 |
| at Clemson        | 3   | 1 | 0 |
| at Boston College | 0   | 1 | 0 |
| Wake Forest       | 0   | 0 | 0 |
| DUKE              | DNP |   |   |
| at NC State       | 0   | 0 | 0 |
| Notre Dame        | 18  | 5 | 3 |
| at Georgia Tech   | 5   | 2 | 0 |
| Pittsburgh        | 2   | 1 | 0 |
| at Florida State  | 3   | 2 | 1 |
| Virginia Tech     | 5   | 2 | 0 |
| at North Carolina | 11  | 4 | 2 |
| Virginia          | 1   | 3 | 2 |
| Louisville        | 3   | 2 | 1 |
| at Notre Dame     | 0   | 1 | 2 |
| at Virginia Tech  | 2   | 4 | 0 |
| vs. Virginia Tech | 4   | 2 | 1 |
| vs. Virginia      | 5   | 4 | 0 |
| vs. Buffalo       | 0   | 0 | 0 |
| vs. Wichita State | 0   | 2 | 0 |
| vs. Villanova     | 8   | 1 | 0 |

Season: 33, vs. Penn, 11/19/16  
Career: 31, at North Florida, 11/16/16  
ACC: 28, vs. NC State, 12/31/16

| Lawrence Career Statistics |    |    |      |      |    |     |      | 3-Point |     |      | Free Throws |     |      | Rebounds |      |      |      |    |    |      |    | Scoring |     |      |      |
|----------------------------|----|----|------|------|----|-----|------|---------|-----|------|-------------|-----|------|----------|------|------|------|----|----|------|----|---------|-----|------|------|
| Season                     | GP | GS | Min. | Avg. | FG | FGA | Pct. | FG      | FGA | Pct. | FT          | FTA | Pct. | Off.     | Def. | Tot. | Avg. | PF | FO | Ast. | TO | Blk     | Stl | Pts. | Avg. |
| 2015-16                    | 33 | 0  | 397  | 12.0 | 47 | 92  | .511 | 18      | 42  | .429 | 24          | 40  | .600 | 29       | 34   | 63   | 1.9  | 39 | 0  | 27   | 13 | 11      | 17  | 136  | 4.1  |
| 2016-17                    | 13 | 6  | 321  | 24.7 | 31 | 69  | .449 | 11      | 33  | .333 | 18          | 28  | .643 | 11       | 45   | 56   | 4.3  | 32 | 1  | 16   | 22 | 9       | 23  | 91   | 7.0  |
| TOTAL                      | 46 | 6  | 718  | 15.6 | 78 | 161 | .484 | 29      | 75  | .387 | 42          | 68  | .618 | 40       | 79   | 119  | 2.6  | 71 | 1  | 43   | 35 | 20      | 40  | 227  | 4.9  |

| LAWRENCE 2016-17 |          |    | TOTAL |    |     |      | 3-PTS |     |       | FREE THROWS |     |       | REBOUNDS |     |     |     |    |    |   |    |     |     |     |     |  |  |
|------------------|----------|----|-------|----|-----|------|-------|-----|-------|-------------|-----|-------|----------|-----|-----|-----|----|----|---|----|-----|-----|-----|-----|--|--|
| Opponent         | Date     | GS | Min   | FG | FGA | Pct  | 3FG   | FGA | Pct   | FT          | FTA | Pct   | Off      | Def | Tot | Avg | PF | FO | A | TO | Blk | Stl | Pts | Avg |  |  |
| W Carolina       | 11-11-16 | *  | 23    | 3  | 5   | .600 | 1     | 1   | 1.000 | 1           | 1   | 1.000 | 1        | 5   | 6   | 6.0 | 2  | 0  | 3 | 1  | 3   | 3   | 8   | 8.0 |  |  |
| at North Florida | 11-16-16 | *  | 31    | 4  | 8   | .500 | 1     | 3   | .333  | 1           | 2   | .500  | 1        | 4   | 5   | 5.5 | 1  | 0  | 2 | 4  | 1   | 1   | 10  | 9.0 |  |  |
| Penn             | 11-19-16 | *  | 33    | 0  | 3   | .000 | 0     | 1   | .000  | 0           | 0   | .000  | 0        | 3   | 3   | 4.7 | 3  | 0  | 2 | 3  | 1   | 4   | 0   | 6.0 |  |  |
| vs Stanford      | 11-24-16 | *  | 24    | 6  | 9   | .667 | 3     | 6   | .500  | 3           | 3   | 1.000 | 0        | 3   | 3   | 4.3 | 3  | 0  | 1 | 2  | 0   | 4   | 18  | 9.0 |  |  |
| vs Iowa State    | 11-25-16 | *  | 24    | 1  | 6   | .167 | 0     | 2   | .000  | 4           | 5   | .800  | 0        | 2   | 2   | 3.8 | 4  | 0  | 0 | 2  | 0   | 1   | 6   | 8.4 |  |  |
| vs Florida       | 11-27-16 | *  | 20    | 1  | 4   | .250 | 0     | 3   | .000  | 0           | 0   | .000  | 0        | 3   | 3   | 3.7 | 5  | 1  | 2 | 1  | 0   | 1   | 2   | 7.3 |  |  |
| RUTGERS          | 11-30-16 |    | 25    | 2  | 6   | .333 | 1     | 4   | .250  | 3           | 4   | .750  | 0        | 4   | 4   | 3.7 | 0  | 0  | 0 | 1  | 0   | 2   | 8   | 7.4 |  |  |
| vs Wofford       | 12-03-16 |    | 17    | 1  | 2   | .500 | 1     | 2   | .500  | 0           | 0   | .000  | 0        | 5   | 5   | 3.9 | 1  | 0  | 1 | 2  | 0   | 0   | 3   | 6.9 |  |  |
| SC STATE         | 12-06-16 |    | 23    | 1  | 4   | .250 | 1     | 3   | .333  | 2           | 2   | 1.000 | 1        | 6   | 7   | 4.2 | 2  | 0  | 1 | 0  | 1   | 0   | 5   | 6.7 |  |  |
| FAU              | 12-16-16 |    | 23    | 4  | 5   | .800 | 3     | 3   | 1.000 | 2           | 4   | .500  | 3        | 3   | 6   | 4.4 | 3  | 0  | 0 | 1  | 0   | 1   | 13  | 7.3 |  |  |
| GEO. WASH.       | 12-22-16 |    | 21    | 1  | 3   | .333 | 0     | 0   | .000  | 0           | 0   | .000  | 0        | 2   | 2   | 4.2 | 3  | 0  | 2 | 1  | 1   | 1   | 2   | 6.8 |  |  |
| COLUMBIA         | 12-28-16 |    | 29    | 4  | 6   | .667 | 0     | 1   | .000  | 2           | 5   | .400  | 3        | 2   | 5   | 4.3 | 3  | 0  | 1 | 3  | 2   | 3   | 10  | 7.1 |  |  |
| NC STATE         | 12-31-16 |    | 28    | 3  | 8   | .375 | 0     | 4   | .000  | 0           | 2   | .000  | 2        | 3   | 5   | 4.3 | 2  | 0  | 1 | 1  | 0   | 2   | 6   | 7.0 |  |  |





# 14 RODNEY MILLER

Fr. | 7-0 | 258 | Center  
Laurelton, N.Y. | Oak Hill Academy (Va.)

- Soft touch around the rim.
  - Never lifted weights in high school. Increased 185 bench from one rep to four reps in three months.
  - Consensus four-star recruit, ranked No. 90 overall by Scout.com and No. 96 by 247.com. As a center, was ranked No. 15 by ESPN and No. 17 by Scout.com.
  - Has a 7-foot-1-inch wingspan.
  - Played AAU ball for the NY Lightning.
  - In 2014 participated in the Nike Elite 100.
  - On Oak Hill's Honor Court, a leadership committee where student members are chosen by the administration for their citizenship and sound ethical and moral judgment.
  - Also played baseball and water polo in school.
  - Played freshman season at St. Benedict's (N.J.).
  - Born Dec. 29, 1996. Son of Maria and Rodney Miller, Sr. Brother to Sasha.
  - Majoring in business and finance.
  - Started playing basketball at age 11 and first dunk was at age 12, in the Rucker League.
- Favorites: Athlete: Bill Russell. Athlete in another sport: Cristiano Ronaldo. Pro sports team: NY Knicks. Meal: Mom's meatloaf / mashed potatoes. Midnight snack: Honey Bun. Class at UM: Public Speaking. Ice Cream: Rocky Road. Cereal: Cinnamon Toast Crunch. Movie: Space Jam. TV Show: The Flash.
- No one can believe I watch: Naruto (anime). My dream job is: Businessman in NBA.

## MILLER HIGHS

### Points

Season: 5, vs. Western Carolina, 11/11/16  
ACC:

### Rebounds

Season: 3, at North Florida, 11/16/16  
ACC:

### Assists

Season: --  
ACC:

### Steals

Season: --  
ACC:

### Blocked Shots

Season: 1, vs. NC State, 12/31/16  
ACC: 1, vs. NC State, 12/31/16

### Field Goals

Season: 2, at North Florida, 11/16/16  
ACC:

### Field Goal Attempts

Season: 4, vs. Western Carolina, 11/11/16  
ACC:

### Free Throws

Season: 3, vs. Western Carolina, 11/11/16  
ACC:

### Free Throw Attempts

Season: 6, vs. Western Carolina, 11/11/16  
ACC:

### 3-Point Field Goals

Season: --  
ACC:

### 3-Point Field Goal Attempts

Season: --  
ACC:

### Minutes

Season: 11, at North Florida, 11/16/16  
ACC: 3, vs. NC State, 12/31/16


## MILLER CAREER STATISTICS

| Season  | GP | GS | Min. | Avg. | FG | FGA | Pct. | FG | FGA | Pct. | FT | FTA | Pct. | Off. | Def. | Tot. | Avg. | PF | FO | Ast. | TO | Blk | Stl | Pts. | Avg. |
|---------|----|----|------|------|----|-----|------|----|-----|------|----|-----|------|------|------|------|------|----|----|------|----|-----|-----|------|------|
| 2016-17 | 8  | 0  | 41   | 5.1  | 4  | 7   | .571 | 0  | 0   | .000 | 3  | 7   | .429 | 3    | 4    | 7    | 0.9  | 5  | 0  | 0    | 1  | 1   | 0   | 11   | 1.4  |

|         |   |   |    |     |   |   |      |   |   |      |   |   |      |   |   |   |     |   |   |   |   |   |   |    |     |
|---------|---|---|----|-----|---|---|------|---|---|------|---|---|------|---|---|---|-----|---|---|---|---|---|---|----|-----|
| 2016-17 | 8 | 0 | 41 | 5.1 | 4 | 7 | .571 | 0 | 0 | .000 | 3 | 7 | .429 | 3 | 4 | 7 | 0.9 | 5 | 0 | 0 | 1 | 1 | 0 | 11 | 1.4 |
|---------|---|---|----|-----|---|---|------|---|---|------|---|---|------|---|---|---|-----|---|---|---|---|---|---|----|-----|

### MILLER 2016-17

| Opponent         | Date     | GS | TOTAL |    |     |       | 3-PTS |     |      | FREE THROWS |     |      | REBOUNDS |     |     |     | PF | FO | A | TO | Blk | Stl | Pts | Avg |
|------------------|----------|----|-------|----|-----|-------|-------|-----|------|-------------|-----|------|----------|-----|-----|-----|----|----|---|----|-----|-----|-----|-----|
|                  |          |    | Min   | FG | FGA | Pct   | 3FG   | FGA | Pct  | FT          | FTA | Pct  | Off      | Def | Tot | Avg |    |    |   |    |     |     |     |     |
| W Carolina       | 11-11-16 |    | 10    | 1  | 4   | .250  | 0     | 0   | .000 | 3           | 6   | .500 | 2        | 0   | 2   | 2.0 | 1  | 0  | 0 | 0  | 0   | 0   | 5   | 5.0 |
| at North Florida | 11-16-16 |    | 11    | 2  | 2   | 1.000 | 0     | 0   | .000 | 0           | 0   | .000 | 1        | 2   | 3   | 2.5 | 2  | 0  | 0 | 0  | 0   | 0   | 4   | 4.5 |
| Penn             | 11-19-16 |    | 4     | 1  | 1   | 1.000 | 0     | 0   | .000 | 0           | 0   | .000 | 0        | 0   | 0   | 1.7 | 1  | 0  | 0 | 0  | 0   | 0   | 2   | 3.7 |
| vs Stanford      | 11-24-16 |    | DNP   |    |     |       |       |     |      |             |     |      |          |     |     |     |    |    |   |    |     |     |     |     |
| vs Iowa State    | 11-25-16 |    | DNP   |    |     |       |       |     |      |             |     |      |          |     |     |     |    |    |   |    |     |     |     |     |
| vs Florida       | 11-27-16 |    | 1     | 0  | 0   | .000  | 0     | 0   | .000 | 0           | 0   | .000 | 0        | 0   | 0   | 1.3 | 0  | 0  | 0 | 0  | 0   | 0   | 0   | 2.8 |
| RUTGERS          | 11-30-16 |    | 2     | 0  | 0   | .000  | 0     | 0   | .000 | 0           | 1   | .000 | 0        | 0   | 0   | 1.0 | 1  | 0  | 0 | 0  | 0   | 0   | 0   | 2.2 |
| vs Wofford       | 12-03-16 |    | DNP   |    |     |       |       |     |      |             |     |      |          |     |     |     |    |    |   |    |     |     |     |     |
| SC STATE         | 12-06-16 |    | 7     | 0  | 0   | .000  | 0     | 0   | .000 | 0           | 0   | .000 | 0        | 2   | 2   | 1.2 | 0  | 0  | 0 | 1  | 0   | 0   | 0   | 1.8 |
| FAU              | 12-16-16 |    | 3     | 0  | 0   | .000  | 0     | 0   | .000 | 0           | 0   | .000 | 0        | 0   | 0   | 1.0 | 0  | 0  | 0 | 0  | 0   | 0   | 0   | 1.6 |
| GEO. WASH.       | 12-22-16 |    | DNP   |    |     |       |       |     |      |             |     |      |          |     |     |     |    |    |   |    |     |     |     |     |
| COLUMBIA         | 12-28-16 |    | DNP   |    |     |       |       |     |      |             |     |      |          |     |     |     |    |    |   |    |     |     |     |     |
| NC STATE         | 12-31-16 |    | 3     | 0  | 0   | .000  | 0     | 0   | .000 | 0           | 0   | .000 | 0        | 0   | 0   | 0.9 | 0  | 0  | 0 | 0  | 1   | 0   | 0   | 1.4 |



# 21 KAMARI MURPHY

RSr. | 6-8 | 220 | Forward

Brooklyn, N.Y. | Oklahoma State | IMG | Lincoln HS

## Miami Hoophall Invitational MVP, 2016

- First name pronounced Kuh-mar-EE.
- Explosive athlete with pogo-stick type hops.
- Versatile defender who can guard positions 1-5.
- Excellent rebounder at both ends of the court.
- Great straight-line driver.
- Focused on increasing skill level to become a consistent perimeter shooter and to gain a proficient inside-outside game.
- 43-inch three-step vertical jump.
- Three-rep squat max is 385 lbs.
- 20 reps in 185 lb bench press. Max bench is 305.
- Transferred from Oklahoma State in fall of 2014. Sat out 2014-15 season at Miami due to NCAA transfer rules.
- Led Cowboys in total rebounds and total blocks as a sophomore.
- Graduated from Lincoln High School in Brooklyn, N.Y., same school that produced Stephon Marbury, Sebastian Telfair and Lance Stephenson. Averaged 17 points and more than 10 rebounds per game as senior. Helped lead Railsplitters to PSAL Class-AA title game as senior and Brooklyn regular-season crown and borough title. Also played football for two seasons in high school. Ranked as No. 6 player in state of New York in 2011 according to HoopScoop.com.
- Spent post-graduate year at IMG Academy in Bradenton, Fla., and was starting forward. Averaged 20.0 points, 10.0 rebounds and 3.0 assists for team that finished 28-2 against prep schools and was ranked among the top-five nationally. Ranked No. 10 on HoopScoop.com's list of top fifth-year players in 2012.
- Born on Dec. 14, 1993. Son of Michael Murphy and Kemel and Kaheem Draper. Second oldest of six boys: Jacori, Kusamae, Maalik, Mikwan and Kieron.
- Graduated in May 2016 with B.A. in sociology and minor in communications, now pursuing second degree.
- Started playing basketball at age four.

• Favorites: Athlete: LeBron James. Athlete in another sport: Tom Brady. Pro sports team: Cavs. Meal: Soul food. Midnight snack: Peanut butter & jelly. Video game: 2K FIFA. Ice Cream: Strawberry. Cereal: Frosted Flakes. Movie: Gone in 60 Seconds. TV Show: Power. Musical Artist: Young Thug / Drake. Life is not a sprint, it is a marathon.

• No one can believe I watch: Animal Planet. When I played ball as a kid, I pretended I was: Kevin Garnett. Why UM: Coach L. Started playing basketball: Age 10.

## MURPHY HIGHS

### Points

Season: 14, vs. Wofford, 12/3/16  
Career: 14, vs. Wofford, 12/3/16  
ACC: 11 (2x) last vs. NC State, 12/31/16

### Rebounds

Season: 12, vs. Iowa State, 11/25/16  
Career: 13 vs. Oklahoma, 2/15/14  
ACC: 11, vs. Virginia, 2/22/16

### Assists

Season: 2, vs. Penn, 11/19/16  
Career: 3 (2x) last vs. Robert Morris, 12/30/13  
ACC: 2, vs. Wake Forest, 1/23/16

### Steals

Season: 1 (3x) last vs. Rutgers, 11/30/16  
Career: 3, vs. Texas, 1/8/14  
ACC: 1 (8x) last at Virginia Tech, 3/5/16

### Blocked Shots

Season: 2, vs. Stanford, 11/24/16  
Career: 4 (3x) last vs. Texas, 1/8/14  
ACC: 2 (3x) last at Virginia Tech, 3/5/16

### Field Goals

Season: 5 (3x) last vs. NC State, 12/31/16  
Career: 6, at Virginia Tech, 12/1/12  
ACC: 5, vs. NC State, 12/31/16

### Field Goal Attempts

Season: 10, vs. Wofford, 12/3/16  
Career: 11, vs. Gonzaga, 3/21/14  
ACC: 9 (2x) last vs. NC State, 12/31/16

### Free Throws

Season: 4, vs. Wofford, 12/3/16  
Career: 5, vs. Notre Dame, 2/3/16  
ACC: 5, vs. Notre Dame, 2/3/16

### Free Throw Attempts

Season: 5, vs. FAU, 12/16/16  
Career: 6 vs. Texas Tech, 1/19/13  
ACC: 5, vs. Villanova, 2/3/16

### 3-Point Field Goals

Season: --  
Career: 1 (2x) last vs. Central Ark., 12/16/12  
ACC: 1 (2x) last vs. Central Ark., 12/16/12

### 3-Point Field Goal Attempts

Season: 1, vs. Penn, 11/19/16  
Career: 1 (12x) last, vs. Penn, 11/19/16  
ACC: 1 (4x) last at North Carolina, 2/20/16

### Minutes

Season: 36, vs. Florida, 11/27/16  
Career: 41, at Iowa State, 3/8/14  
ACC: 33, vs. Virginia, 2/22/16

| 2012-13 (OSU)    |    |    |   |  | 2013-14 (OSU)     |    |    |   |  | 2015-16 (UM)      |    |    |   |  |
|------------------|----|----|---|--|-------------------|----|----|---|--|-------------------|----|----|---|--|
| Opposition       | P  | R  | A |  | Opposition        | P  | R  | A |  | Opposition        | P  | R  | A |  |
| UC Davis         | 7  | 6  | 0 |  | Utah Valley       | 2  | 6  | 1 |  | UTRGV             |    |    |   |  |
| vs Akron         | 1  | 6  | 0 |  | Arkansas-PB       | 7  | 6  | 0 |  | Louisiana         |    |    |   |  |
| vs Tennessee     | 4  | 7  | 1 |  | Memphis           | 5  | 7  | 1 |  | vs. Miss. St.     |    |    |   |  |
| vs NC State      | 4  | 10 | 1 |  | at USF            | 0  | 5  | 2 |  | vs. Utah          | 2  | 1  | 1 |  |
| Portland State   | 9  | 5  | 0 |  | vs Purdue         | 6  | 6  | 0 |  | vs. Butler        | 5  | 4  | 0 |  |
| at Virginia Tech | 13 | 5  | 1 |  | vs Butler         | 10 | 8  | 2 |  | Northeastern      | 2  | 6  | 0 |  |
| USF              | 8  | 7  | 2 |  | vs Memphis        | 6  | 6  | 0 |  | at Nebraska       | 10 | 5  | 0 |  |
| Missouri State   | 4  | 9  | 2 |  | South Carolina    | 8  | 7  | 0 |  | Charlotte         | 11 | 7  | 1 |  |
| Central Arkansas | 9  | 7  | 1 |  | vs Louisiana Tech | 10 | 3  | 1 |  | Florida           | 8  | 6  | 1 |  |
| UT Arlington     | 2  | 1  | 0 |  | Delaware State    | 5  | 7  | 1 |  | Charleston        | 4  | 6  | 0 |  |
| Tennessee Tech   | 12 | 5  | 2 |  | vs Colorado       | 4  | 5  | 0 |  | at La Salle       | 6  | 10 | 1 |  |
| Gonzaga          | 0  | 1  | 0 |  | Robert Morris     | 10 | 8  | 3 |  | Princeton         | 10 | 5  | 1 |  |
| at Kansas State  | 6  | 1  | 0 |  | at Kansas State   | 2  | 3  | 1 |  | Syracuse          | 8  | 8  | 1 |  |
| TCU              | 4  | 6  | 3 |  | Texas             | 4  | 5  | 1 |  | Florida State     | 5  | 6  | 1 |  |
| at Oklahoma      | 0  | 3  | 0 |  | at West Virginia  | 7  | 5  | 0 |  | at Virginia       | 0  | 3  | 0 |  |
| Texas Tech       | 5  | 5  | 2 |  | TCU               | 8  | 8  | 0 |  | at Clemson        | 7  | 6  | 1 |  |
| at Baylor        | 0  | 0  | 0 |  | at Kansas         | 12 | 1  | 1 |  | at Boston College | 6  | 6  | 0 |  |
| West Virginia    | 0  | 0  | 0 |  | West Virginia     | 0  | 2  | 0 |  | Wake Forest       | 4  | 7  | 2 |  |
| Iowa State       | 0  | 1  | 0 |  | at Oklahoma       | 4  | 9  | 2 |  | DUKE              | 4  | 5  | 0 |  |
| at Kansas        | 4  | 5  | 1 |  | Baylor            | 9  | 5  | 0 |  | at NC State       | 4  | 4  | 0 |  |
| Baylor           | 8  | 4  | 1 |  | Iowa State        | 7  | 6  | 0 |  | Notre Dame        | 11 | 2  | 0 |  |
| at Texas         | 5  | 6  | 1 |  | at Texas Tech     | 4  | 6  | 1 |  | at Georgia Tech   | 10 | 3  | 0 |  |
| at Texas Tech    | 4  | 4  | 0 |  | at Texas          | 10 | 10 | 0 |  | Pittsburgh        | 4  | 8  | 0 |  |
| Oklahoma         | 2  | 4  | 0 |  | Oklahoma          | 7  | 13 | 1 |  | at Florida State  | 4  | 9  | 0 |  |
| Kansas           | 0  | 0  | 0 |  | at Baylor         | 3  | 9  | 2 |  | Virginia Tech     | 6  | 10 | 0 |  |
| at West Virginia | 2  | 2  | 1 |  | Texas Tech        | 10 | 6  | 2 |  | at North Carolina | 2  | 5  | 1 |  |
| at TCU           | 2  | 2  | 1 |  | at TCU            | 6  | 11 | 1 |  | Virginia          | 4  | 11 | 1 |  |
| Texas            | 1  | 4  | 0 |  | Kansas            | 8  | 4  | 0 |  | Louisville        | 0  | 3  | 0 |  |
| at Iowa State    | 2  | 2  | 1 |  | Kansas State      | 4  | 6  | 0 |  | at Notre Dame     | 2  | 7  | 1 |  |
| Kansas State     | 0  | 1  | 0 |  | at Iowa State     | 6  | 9  | 0 |  | at Virginia Tech  | 9  | 6  | 0 |  |
| vs Baylor        | 2  | 0  | 1 |  | vs Texas Tech     | 2  | 1  | 0 |  | vs. Virginia Tech | 4  | 5  | 1 |  |
| vs Kansas State  | 2  | 6  | 0 |  | vs Kansas         | 6  | 6  | 0 |  | vs. Virginia      | 7  | 4  | 0 |  |
| Oregon           | 4  | 6  | 0 |  | vs. Gonzaga       | 8  | 8  | 0 |  | vs. Buffalo       | 11 | 13 | 1 |  |
|                  |    |    |   |  |                   |    |    |   |  | vs. Wichita State | 4  | 7  | 0 |  |
|                  |    |    |   |  |                   |    |    |   |  | vs. Villanova     | 6  | 3  | 1 |  |

| DOUBLE-DOUBLES |    |    |
|----------------|----|----|
| Opposition     | P  | R  |
| NC State       | 11 | 10 |
| Wofford        | 14 | 10 |
| Buffalo        | 11 | 13 |
| Texas          | 10 | 10 |

## MURPHY CAREER STATISTICS

| OK State     | GP | GS | Min. | Avg. | 3-Point |     |      | Free Throws |     |      | Rebounds |      |      |      | Scoring |     |      |     |
|--------------|----|----|------|------|---------|-----|------|-------------|-----|------|----------|------|------|------|---------|-----|------|-----|
|              |    |    |      |      | FG      | FGA | Pct. | FT          | FTA | Pct. | Off.     | Def. | Tot. | Avg. | PF      | FO  | Ast. | TO  |
| 2012-13      | 33 | 15 | 596  | 18.1 | 53      | 115 | .461 | 2           | 4   | .500 | 18       | 35   | .514 | 52   | 78      | 130 | 3.9  | 73  |
| 2013-14      | 33 | 21 | 855  | 25.9 | 82      | 153 | .536 | 0           | 0   | .000 | 36       | 63   | .571 | 63   | 144     | 207 | 6.3  | 113 |
| Totals       | 66 | 36 | 1451 | 22.0 | 135     | 268 | .504 | 2           | 4   | .500 | 54       | 98   | .551 | 115  | 222     | 337 | 5.1  | 186 |
| <b>Miami</b> |    |    |      |      |         |     |      |             |     |      |          |      |      |      |         |     |      |     |
| 2015-16      | 32 | 28 | 797  | 24.9 | 78      | 153 | .510 | 0           | 7   | .000 | 24       | 43   | .558 | 47   | 144     | 191 | 6.0  | 68  |
| 2016-17      | 13 | 13 | 356  | 27.4 | 39      | 77  | .506 | 0           | 1   | .000 | 17       | 28   | .607 | 38   | 65      | 103 | 7.9  | 31  |
| TOTAL        | 45 | 41 | 1153 | 25.6 | 117     | 230 | .509 | 0           | 8   | .000 | 41       | 71   | .577 | 85   | 209     | 294 | 6.5  | 99  |

## MURPHY 2016-17

| Opponent         | Date     | GS | Min | TOTAL |     |       | 3-PTS |     |      | FREE THROWS |     |       | REBOUNDS |     |     |     | PF | FO | A | TO | Blk | Stl | Pts | Avg  |
|------------------|----------|----|-----|-------|-----|-------|-------|-----|------|-------------|-----|-------|----------|-----|-----|-----|----|----|---|----|-----|-----|-----|------|
|                  |          |    |     | FG    | FGA | Pct   | 3FG   | FGA | Pct  | FT          | FTA | Pct   | Off      | Def | Tot | Avg |    |    |   |    |     |     |     |      |
| W Carolina       | 11-11-16 | *  | 24  | 5     | 9   | .556  | 0     | 0   | .000 | 3           | 4   | .750  | 3        | 5   | 8   | 8.0 | 1  | 0  | 0 | 2  | 1   | 1   | 13  | 13.0 |
| at North Florida | 11-16-16 | *  | 27  | 3     | 6   | .500  | 0     | 0   | .000 | 2           | 2   | 1.000 | 3        | 6   | 9   | 8.5 | 2  | 0  | 1 | 3  | 0   | 0   | 8   | 10.5 |
| Penn             | 11-19-16 | *  | 26  | 3     | 7   | .429  | 0     | 1   | .000 | 0           | 0   | .000  | 4        | 4   | 8   | 8.3 | 4  | 0  | 2 | 1  | 0   | 1   | 6   | 9.0  |
| vs Stanford      | 11-24-16 | *  | 32  | 3     | 5   | .600  | 0     | 0   | .000 | 0           | 1   | .000  | 2        | 5   | 7   | 8.0 | 3  | 0  | 1 | 3  | 2   | 0   | 6   | 8.3  |
| vs Iowa State    | 11-25-16 | *  | 32  | 1     | 5   | .200  | 0     | 0   | .000 | 2           | 2   | 1.000 | 2        | 10  | 12  | 8.8 | 3  | 0  | 0 | 4  | 0   | 0   | 4   | 7.4  |
| vs Florida       | 11-27-16 | *  | 36  | 1     | 5   | .200  | 0     | 0   | .000 | 0           | 0   | .000  | 2        | 8   | 10  | 9.0 | 1  | 0  | 1 | 2  | 1   | 0   | 2   | 6.5  |
| RUTGERS          | 11-30-16 | *  | 30  | 1     | 2   | .500  | 0     | 0   | .000 | 2           | 3   | .667  | 2        | 2   | 4   | 8.3 | 5  | 1  | 0 | 3  | 3   | 1   | 4   | 6.1  |
| vs Wofford       | 12-03-16 | *  | 28  | 5     | 10  | .500  | 0     | 0   | .000 | 4           | 4   | 1.000 | 3        | 7   | 10  | 8.5 | 2  | 0  | 0 | 1  | 1   | 0   | 14  | 7.1  |
| SC STATE         | 12-06-16 | *  | 20  | 4     | 4   | 1.000 | 0     | 0   | .000 | 0           | 2   | .000  | 3        | 3   | 6   | 8.2 | 0  | 0  | 0 | 1  | 0   | 0   | 8   | 7.2  |
| FAU              | 12-16-16 | *  | 23  | 3     | 6   | .500  | 0     | 0   | .000 | 1           | 5   | .200  | 3        | 7   | 10  | 8.4 | 3  | 0  | 1 | 1  | 0   | 0   | 7   | 7.2  |
| GEO. WASH.       | 12-22-16 | *  | 25  | 2     | 5   | .400  | 0     | 0   | .000 | 1           | 2   | .500  | 3        | 1   | 4   | 8.0 | 2  | 0  | 1 | 1  | 0   | 0   | 5   | 7.0  |
| COLUMBIA         | 12-28-16 | *  | 21  | 3     | 4   | .750  | 0     | 0   | .000 | 1           | 2   | .500  | 2        | 3   | 5   | 7.8 | 3  | 0  | 0 | 3  | 0   | 0   | 7   | 7.0  |
| NC STATE         | 12-31-16 | *  | 32  | 5     | 9   | .556  | 0     | 0   | .000 | 1           | 1   | 1.000 | 6        | 4   | 10  | 7.9 | 2  | 0  | 0 | 0  | 0   | 0   | 11  | 7.3  |



# JA'QUAN NEWTON

Jr. | 6-2 | 187 | Guard

Philadelphia, Pa. | Neumann-Goretti HS

- First name pronounced Juh-Quan.
- Two-guard turned starting point guard.
- Touted as one of the best sixth men in the country in 2015-16.
- Competitor with a real feel for the game. Fearless and relentless.
- Knack for getting in the lane off the dribble, then makes good decisions in the lane: floater, pass, attack.
- Improved defensively and can play multiple positions, on and off of the ball.
- 185 bench improved from one rep to nine in two seasons.
- Tremendous ability to finish eight feet and in. Working to become a better 3-point shooter.
- As a sophomore was touted by Dick Vitale as the country's best sixth man.
- Increased scoring from 4.0 ppg as a rookie to 10.5 ppg as a sophomore, the fifth-best improvement (+6.5) among ACC players. Max bench is 265 lbs.
- Ranked No. 58 in ESPN's Top 100. Ranked No. 1 in the state and 12th-best PG in the country by ESPN.
- Scored 1,972 career points in high school. Averaged 21.7 ppg as a senior, 18.0 as a junior.
- Leading scorer in both the history of the Catholic School League in Philadelphia and in Neumann-Goretti history.
- Owns three PIAA state titles. Scored 33 points and go-ahead bucket in overtime to win PIAA Class AAA Championship in 2014.
- Catholic League MVP.
- NBPA Top 100 Camp and LeBron James Skills Academy.
- Played AAU ball for Team Final, the same squad as Miami teammate Davon Reed.
- Born Ja'Quan Naasir Newton on Aug. 23, 1995 in Philadelphia. Son of the late Lisa Brown, and Joe Newton. Brother to Cary Rudd and Miing Newton.
- Mother passed away March 2014 after three-year battle with breast cancer, one day prior to state championship game in which Newton scored 33 points.
- Father was the 1998 NABC Division II national player of the year out of the University of Central Oklahoma.
- Started playing basketball at age six and first dunk was in eighth grade in an AAU game.
- Played on Cherashore Playground basketball court at 10th and Olney in Philadelphia.
- Played in the Chosen League.
- Also boxed in high school.
- Majoring in sociology at Miami.

• Favorites: Food: Fried chicken. Movie: Friday. Pro athlete: LeBron James. Subject in school: Math. Ice cream flavor: Cookies and Cream. Cartoon: Tom and Jerry. Player when I was a kid: Allen Iverson. Athlete in another sport: Cristiano Ronaldo. Pro sports team: Cavs. Midnight snack: Honey Bun. Book: Cat in the Hat. Cereal: Cinnamon Toast Crunch. TV Show: Martin. Hate to admit it, but I love: Roller skating. When I was little, I wanted to be: NBA player. Now my dream job is: Sports commentator. Why UM: Style of play and city of Miami. Ideal job after hoops: Coach.

## NEWTON HIGHS

### Points

Season: 22, vs. Columbia, 12/28/16  
Career: 22, vs. Columbia, 12/28/16  
ACC: 21, vs. NC State, 12/31/16

### Rebounds

Season: 9, vs. Columbia, 12/28/16  
Career: 9, vs. Columbia, 12/28/16  
ACC: 5 (2x) last vs. Duke, 1/25/16

### Assists

Season: 9, vs. Wofford, 12/3/16  
Career: 9, vs. Wofford, 12/3/16  
ACC: 5 (2x) last vs. Duke, 1/25/16

### Steals

Season: 3 (3x) last vs. Iowa State, 11/25/16  
Career: 4 (2x) last vs. NC State, 1/30/16  
ACC: 4, at NC State, 1/30/16

### Blocked Shots

Season: 1, vs. Rutgers, 11/30/16  
Career: 1 (9x) last vs. Virginia Tech, 3/10/16  
ACC: 1 (3x) last vs. Virginia, 2/22/16

### Field Goals

Season: 9, vs. Iowa State, 11/25/16  
Career: 9, vs. Iowa State, 11/25/16  
ACC: 7, vs. NC State, 12/31/16

### Field Goal Attempts

Season: 16, vs. Penn, 11/19/16  
Career: 16, vs. Penn, 11/19/16  
ACC: 15, vs. NC State, 12/31/16

### Free Throws

Season: 7, vs. Western Carolina, 11/11/16  
Career: 9 (2x) last vs. Virginia, 3/11/16  
ACC: 7, vs. Wake Forest, 1/23/16

### Free Throw Attempts

Season: 10 (3x) last vs. NC State, 12/31/16  
Career: 11, vs. Virginia, 3/11/16  
ACC: 10 (2x) last vs. NC State, 12/31/16

### 3-Point Field Goals

Season: 3, vs. Columbia, 12/28/16  
Career: 3, vs. Columbia, 12/28/16  
ACC: 2, vs. Syracuse, 1/2/16

### 3-Point Field Goal Attempts

Season: 5, vs. Columbia, 12/28/16  
Career: 5, vs. Columbia, 12/28/16  
ACC: 3, vs. NC State, 12/31/16

### Minutes

Season: 38 (2x) last vs. Florida, 11/27/16  
Career: 38, vs. Iowa State, 11/25/16  
ACC: 34, vs. NC State, 12/31/16

| 2014-15           |    |   |   | 2015-16           |     |   |   |
|-------------------|----|---|---|-------------------|-----|---|---|
| Opposition        | P  | R | A | Opposition        | P   | R | A |
| Howard            | 8  | 0 | 0 | UTRGV             | 11  | 2 | 1 |
| at Florida        | 5  | 1 | 3 | Louisiana         | 11  | 0 | 5 |
| vs Drexel         | 7  | 1 | 3 | vs. Miss. St.     | 15  | 2 | 5 |
| vs Akron          | 4  | 0 | 1 | vs. Utah          | 5   | 1 | 1 |
| vs Charlotte      | 3  | 3 | 3 | vs. Butler        | 17  | 1 | 3 |
| at Charlotte      | 0  | 0 | 0 | Northeastern      | 13  | 2 | 1 |
| South Alabama     | 5  | 1 | 0 | at Nebraska       | 10  | 2 | 2 |
| Illinois          | 0  | 2 | 1 | Charlotte         | 14  | 4 | 6 |
| Green Bay         | 0  | 0 | 0 | Florida           | 3   | 1 | 3 |
| Savannah State    | 2  | 0 | 0 | Charleston        | 20  | 7 | 2 |
| Eastern Kentucky  | 2  | 2 | 3 | at La Salle       | 10  | 2 | 3 |
| vs Providence     | 3  | 0 | 1 | Princeton         | 13  | 4 | 4 |
| Charleston        | 6  | 0 | 1 | Syracuse          | 14  | 4 | 2 |
| Virginia          | 0  | 1 | 1 | Florida State     | 13  | 1 | 4 |
| at Duke           | 4  | 2 | 3 | at Virginia       | 6   | 5 | 1 |
| at Notre Dame     | 16 | 2 | 5 | at Clemson        | 8   | 4 | 1 |
| NC State          | 0  | 0 | 1 | at Boston College | 12  | 4 | 2 |
| at Syracuse       | 3  | 0 | 0 | Wake Forest       | 18  | 1 | 1 |
| Georgia Tech      | 3  | 0 | 0 | DUKE              | 15  | 5 | 5 |
| at Florida State  | 2  | 0 | 1 | at NC State       | 10  | 2 | 2 |
| Louisville        | 3  | 1 | 1 | Notre Dame        | 12  | 1 | 2 |
| Clemson           | 1  | 1 | 1 | at Georgia Tech   | 14  | 4 | 2 |
| at Wake Forest    | 5  | 0 | 2 | Pittsburgh        | 3   | 1 | 1 |
| at Boston College | 0  | 0 | 0 | at Florida State  | 7   | 4 | 2 |
| Virginia Tech     | 0  | 0 | 1 | Virginia Tech     | DNP |   |   |
| North Carolina    | 10 | 1 | 4 | at North Carolina | 3   | 1 | 1 |
| at Pittsburgh     | 4  | 3 | 1 | Virginia          | 6   | 1 | 2 |
| at Virginia Tech  | 8  | 4 | 3 | Louisville        | DNP |   |   |
| vs Virginia Tech  | 3  | 0 | 0 | at Notre Dame     | DNP |   |   |
| vs Notre Dame     | 0  | 0 | 0 | at Virginia Tech  | DNP |   |   |
| Alabama           | 1  | 1 | 2 | vs. Virginia Tech | 10  | 2 | 4 |
| at Richmond       | 11 | 5 | 2 | vs. Virginia      | 19  | 1 | 3 |
| vs Temple         | 9  | 4 | 2 | vs. Buffalo       | 10  | 2 | 2 |
| vs Stanford       | 10 | 5 | 2 | vs. Wichita State | 2   | 0 | 1 |
|                   |    |   |   | vs. Villanova     | 0   | 0 | 2 |

## NEWTON CAREER STATISTICS

| Season  | GP | GS | Min. | Avg. | FG  | FGA | Pct. | 3-Point FG | 3-Point FGA | 3-Point Pct. | FT  | FTA | Pct. | Off. | Def. | Tot. | Avg. | PF  | FO | Ast. | TO  | Blk | Stl | Pts. | Avg. |
|---------|----|----|------|------|-----|-----|------|------------|-------------|--------------|-----|-----|------|------|------|------|------|-----|----|------|-----|-----|-----|------|------|
| 2014-15 | 34 | 3  | 459  | 13.5 | 45  | 111 | .405 | 4          | 10          | .400         | 41  | 64  | .641 | 8    | 35   | 43   | 1.3  | 34  | 0  | 47   | 39  | 4   | 8   | 135  | 4.0  |
| 2015-16 | 31 | 1  | 703  | 22.7 | 105 | 228 | .461 | 9          | 26          | .346         | 105 | 143 | .734 | 16   | 55   | 71   | 2.3  | 48  | 0  | 76   | 66  | 5   | 27  | 324  | 10.5 |
| 2016-17 | 13 | 13 | 416  | 32.0 | 76  | 154 | .494 | 7          | 21          | .333         | 46  | 65  | .708 | 11   | 37   | 48   | 3.7  | 18  | 0  | 51   | 42  | 1   | 17  | 205  | 15.8 |
| TOTAL   | 78 | 17 | 1578 | 20.2 | 226 | 493 | .458 | 20         | 57          | .351         | 192 | 272 | .706 | 35   | 127  | 162  | 2.1  | 100 | 0  | 174  | 147 | 10  | 52  | 664  | 8.5  |

## NEWTON 2016-17

| Opponent         | Date     | GS | Min | FG | FGA | Pct  | 3FG | 3FGA | Pct  | FT | FTA | Pct   | Off | Def | Tot | Avg | PF | FO | A | TO | Blk | Stl | Pts | Avg  |
|------------------|----------|----|-----|----|-----|------|-----|------|------|----|-----|-------|-----|-----|-----|-----|----|----|---|----|-----|-----|-----|------|
| W Carolina       | 11-11-16 | *  | 25  | 3  | 8   | .375 | 0   | 0    | .000 | 7  | 10  | .700  | 0   | 4   | 4   | 4.0 | 2  | 0  | 2 | 2  | 0   | 1   | 13  | 13.0 |
| at North Florida | 11-16-16 | *  | 27  | 7  | 10  | .700 | 0   | 1    | .000 | 2  | 2   | 1.000 | 0   | 3   | 3   | 3.5 | 3  | 0  | 7 | 0  | 0   | 3   | 16  | 14.5 |
| Penn             | 11-19-16 | *  | 34  | 6  | 16  | .375 | 1   | 3    | .333 | 5  | 6   | .833  | 0   | 4   | 4   | 3.7 | 0  | 0  | 3 | 5  | 0   | 3   | 18  | 15.7 |
| vs Stanford      | 11-24-16 | *  | 37  | 7  | 14  | .500 | 0   | 0    | .000 | 6  | 10  | .600  | 0   | 2   | 2   | 3.3 | 2  | 0  | 2 | 1  | 0   | 1   | 20  | 16.8 |
| vs Iowa State    | 11-25-16 | *  | 38  | 9  | 13  | .692 | 0   | 0    | .000 | 3  | 4   | .750  | 0   | 2   | 2   | 3.0 | 0  | 0  | 3 | 3  | 0   | 3   | 21  | 17.6 |
| vs Florida       | 11-27-16 | *  | 38  | 6  | 15  | .400 | 0   | 1    | .000 | 3  | 3   | 1.000 | 2   | 1   | 3   | 3.0 | 0  | 0  | 1 | 4  | 0   | 1   | 15  | 17.2 |
| RUTGERS          | 11-30-16 | *  | 34  | 5  | 13  | .385 | 0   | 2    | .000 | 1  | 1   | 1.000 | 2   | 4   | 6   | 3.4 | 0  | 0  | 3 | 6  | 1   | 1   | 11  | 16.3 |
| vs Wofford       | 12-03-16 | *  | 37  | 5  | 8   | .625 | 1   | 2    | .500 | 4  | 5   | .800  | 1   | 1   | 2   | 3.3 | 1  | 0  | 9 | 4  | 0   | 0   | 15  | 16.1 |
| SC STATE         | 12-06-16 | *  | 24  | 4  | 7   | .571 | 1   | 2    | .500 | 2  | 2   | 1.000 | 0   | 1   | 1   | 3.0 | 1  | 0  | 5 | 1  | 0   | 0   | 11  | 15.6 |
| FAU              | 12-16-16 | *  | 23  | 3  | 9   | .333 | 0   | 1    | .000 | 2  | 2   | 1.000 | 0   | 6   | 6   | 3.3 | 2  | 0  | 6 | 1  | 0   | 1   | 8   | 14.8 |
| GEO. WASH.       | 12-22-16 | *  | 35  | 7  | 12  | .583 | 0   | 1    | .000 | 0  | 2   | .000  | 1   | 1   | 2   | 3.2 | 4  | 0  | 5 | 2  | 0   | 1   | 14  | 14.7 |
| COLUMBIA         | 12-28-16 | *  | 30  | 7  | 14  | .500 | 3   | 5    | .600 | 5  | 8   | .625  | 4   | 5   | 9   | 3.7 | 1  | 0  | 4 | 10 | 0   | 1   | 22  | 15.3 |
| NC STATE         | 12-31-16 | *  | 34  | 7  | 15  | .467 | 1   | 3    | .333 | 6  | 10  | .600  | 1   | 3   | 4   | 3.7 | 2  | 0  | 1 | 3  | 0   | 1   | 21  | 15.8 |





# 5 DAVON REED

Sr. | 6-6 | 220 | Guard  
Ewing, N.J. | Princeton Day School (N.J.)

## NABC Honors Court, 2016

All-ACC Academic Basketball Team, 2015, 2016

All-ACC Honor Roll - 2013-14, '14-15, '15-16

NIT All-Tournament Team, 2015

Dean's List (3.5+ GPA) 2x

Athletic Director's Honor Roll (3.2+ GPA) 5x

Book Buster Honor Roll (3.0+ GPA) 5x

- Name is pronounced Day-von.
- Focused. Structured. Determined. Competitive.
- Student of the game. Will do whatever it takes to win.
- A 3 guard who played out of position at the point his freshman season for Miami.
- Can guard multiple positions, has long arms and a fierce tenacity.
- Mostly a catch-and-shoot guy. Working on game off the bounce.
- Improved both his ability to attack the basket and his layup-making skills.
- Good student. Professional approach to life and everything he does. Mature for his age.
- Improved bench 175 to 250 pounds in four months as a freshman, now max is 300 lbs. Increased 185 bench from 13 to 19 reps. Has added 15 lbs of muscle.
- Four-star swingman listed as a Top 100 player (No. 97) by Rivals.com and No. 78 in Class of 2013 by ESPN.
- Third-best talent in New Jersey and 18th best nationally at shooting guard, according to ESPN.com.
- Kevin Durant Skills Academy. McDonald's All-American candidate.
- 2,000 point scorer. Averaged 24 points and 10 rebounds as a senior, 27 ppg and 9 rpg as a junior. Prep B Player of the Year in New Jersey.
- Youth Role Model Award from Join-Effort Princeton for both dedication to his community and excellence in his personal life.
- Also played football his freshman year of high school.
- Played AAU ball for Team Final, the same squad as Miami teammate Ja'Quan Newton.
- Will intern for the University of Miami athletics marketing department in the spring to complete his degree.
- Born Davon Malcolm Reed on June 11, 1995. Son of David Reed and Rose Reed. Brother to Miles.
- Majoring in sports administration with a minor in marketing and communications. Student-Athlete Advisory Committee representative at UM. Miami Rescue Mission Homeless Shelter volunteer. Elementary school pen pal.
- First played organized basketball at age five, and first dunk was before his freshman year of high school, in a summer league game.

• Favorites: Athlete: LeBron. Athlete in another sport: Antonio Brown. Pro sports team: Steelers. Meal: Italian food. Quote: Dreams don't work unless you do. Subject in school: Science. Midnight snack: Chocolate chip cookies. Book: The Great Gatsby. Ice Cream: Chocolate chip cookie dough. Cereal: Captain Crunch with Crunchberries. Movie: Brown Sugar, Best Man, Love & Basketball. TV Show: Game of Thrones. Musical Artist: J Cole. Cuban Food: Vaca frita de pollo. My first pet was: Siamese fighting fish.

• When I played ball as a kid, I pretended I was: Allen Iverson. My first job was: Summer camp counselor. When I was little, I wanted to be an: NBA player. Now my dream job is: Marketing or real estate. Best advice received: Do what makes you happy. Why UM: ACC basketball, Coach L and sunny south Florida. Started playing basketball: Age 5.

## REED HIGHS

### Points

Season: 21, vs. FAU, 12/16/16  
Career: 21 (2x) last vs. FAU, 12/16/16  
ACC: 21, vs. Virginia, 2/22/16

### Rebounds

Season: 7, vs. Penn, 11/19/16  
Career: 12 (2x) last vs. Buffalo, 3/17/16  
ACC: 8, vs. Florida State, 2/25/15

### Assists

Season: 6, vs. SC State, 12/6/16  
Career: 7, vs. Loyola, 12/30/13  
ACC: 5, vs. Virginia Tech, 2/18/15

### Steals

Season: 3 (3x) last vs. vs. Geo. Wash., 12/22/16  
Career: 5, at Wake Forest, 2/11/15  
ACC: 5, at Wake Forest, 2/11/15

### Blocked Shots

Season: 2, vs. FAU, 12/16/16  
Career: 3, vs. Temple, 3/31/15  
ACC: 2 (2x) last vs. Virginia Tech, 2/17/16

### Field Goals

Season: 7 (2x) last vs. NC State, 12/31/16  
Career: 8, at Virginia Tech, 3/5/16  
ACC: 8, at Virginia Tech, 3/5/16

### Field Goal Attempts

Season: 16, vs. NC State, 12/31/16  
Career: 16, vs. NC State, 12/31/16  
ACC: 16, vs. NC State, 12/31/16

### Free Throws

Season: 8, vs. Iowa State, 11/25/16  
Career: 9, vs. Alabama, 3/21/15  
ACC: 6, vs. Florida State, 2/25/15

### Free Throw Attempts

Season: 9, vs. Iowa State, 11/25/16  
Career: 14, vs. Alabama, 3/21/15  
ACC: 6 (3x) last vs. Virginia Tech, 2/17/16

### 3-Point Field Goals

Season: 5, vs. FAU, 12/16/16  
Career: 5 (4x) last vs. FAU, 12/16/16  
ACC: 5 (2x) last vs. Virginia, 2/22/16

### 3-Point Field Goal Attempts

Season: 9 (2x) last vs. NC State, 12/31/16  
Career: 9 (2x) last vs. NC State, 12/31/16  
ACC: 9, vs. NC State, 12/31/16

### Minutes

Season: 39, vs. Columbia, 12/28/16  
Career: 45, at Boston College, 2/16/15  
ACC: 45, at Boston College, 2/16/15

| 2013-14            |    |   |   |  |
|--------------------|----|---|---|--|
| Opposition         | P  | R | A |  |
| St. Francis (NY)   | 3  | 1 | 0 |  |
| Ga. Southern       | 7  | 1 | 2 |  |
| Texas Southern     | 11 | 3 | 3 |  |
| at C of Charleston | 3  | 2 | 3 |  |
| UCF                | 17 | 5 | 1 |  |
| vs Geo. Wash.      | 6  | 2 | 2 |  |
| at CS Fullerton    | 9  | 3 | 2 |  |
| vs Arizona State   | 19 | 1 | 2 |  |
| at Nebraska        | 5  | 2 | 2 |  |
| Virginia Tech      | 10 | 5 | 0 |  |
| at Savannah State  | 8  | 1 | 1 |  |
| La Salle           | 8  | 0 | 4 |  |
| Loyola             | 8  | 2 | 7 |  |
| at Syracuse        | 5  | 0 | 1 |  |
| at North Carolina  | 0  | 2 | 0 |  |
| Florida State      | 0  | 0 | 1 |  |
| at Georgia Tech    | 3  | 0 | 0 |  |
| Duke               | 2  | 2 | 0 |  |
| Syracuse           | 16 | 2 | 0 |  |
| at Maryland        | 6  | 1 | 1 |  |
| Norfolk State      | 4  | 4 | 1 |  |
| Pittsburgh         | 4  | 3 | 1 |  |
| NC State           | 3  | 1 | 1 |  |
| at Florida State   | 7  | 2 | 2 |  |
| at Virginia Tech   | 5  | 2 | 0 |  |
| Notre Dame         | 12 | 3 | 0 |  |
| Boston College     | 0  | 0 | 0 |  |
| at Virginia        | 2  | 1 | 0 |  |
| at NC State        | 5  | 0 | 0 |  |
| at Clemson         | 3  | 1 | 0 |  |
| Wake Forest        | 3  | 1 | 1 |  |
| vs Virginia Tech   | 14 | 1 | 0 |  |
| vs NC State        | 9  | 0 | 1 |  |


| 2014-15           |    |    |   |  |
|-------------------|----|----|---|--|
| Opposition        | P  | R  | A |  |
| Green Bay         | 0  | 0  | 0 |  |
| Savannah State    | 0  | 1  | 1 |  |
| Eastern Kentucky  | 7  | 4  | 0 |  |
| vs Providence     | 0  | 2  | 2 |  |
| Charlotte         | 5  | 5  | 4 |  |
| Virginia          | 4  | 1  | 0 |  |
| Boston College    | 0  | 2  | 0 |  |
| at Duke           | 4  | 3  | 2 |  |
| at Notre Dame     | 9  | 4  | 4 |  |
| NC State          | 10 | 1  | 2 |  |
| at Syracuse       | 11 | 2  | 1 |  |
| Georgia Tech      | 6  | 4  | 0 |  |
| at Florida State  | 11 | 6  | 2 |  |
| Louisville        | 19 | 5  | 1 |  |
| Clemson           | 3  | 2  | 0 |  |
| at Wake Forest    | 17 | 4  | 0 |  |
| at Boston College | 19 | 6  | 3 |  |
| Virginia Tech     | 9  | 3  | 1 |  |
| at Louisville     | 0  | 2  | 1 |  |
| Florida State     | 18 | 8  | 1 |  |
| Norfolk State     | 2  | 3  | 2 |  |
| at Pittsburgh     | 19 | 3  | 3 |  |
| at Virginia Tech  | 4  | 5  | 2 |  |
| vs Virginia Tech  | 10 | 4  | 1 |  |
| vs Notre Dame     | 6  | 6  | 1 |  |
| NC Central        | 7  | 3  | 6 |  |
| Alabama           | 15 | 8  | 3 |  |
| at Richmond       | 10 | 12 | 2 |  |
| vs Temple         | 6  | 7  | 4 |  |
| vs Stanford       | 16 | 5  | 4 |  |

| 2015-16           |    |    |   |  |
|-------------------|----|----|---|--|
| Opposition        | P  | R  | A |  |
| UTRGV             | 14 | 3  | 0 |  |
| Louisiana         | 19 | 4  | 1 |  |
| vs. Miss. St.     | 8  | 3  | 1 |  |
| vs. Utah          | 6  | 4  | 1 |  |
| vs. Butler        | 7  | 5  | 3 |  |
| Northeastern      | 19 | 7  | 4 |  |
| at Nebraska       | 8  | 4  | 0 |  |
| Charlotte         | 12 | 5  | 2 |  |
| Florida           | 5  | 4  | 0 |  |
| Charleston        | 9  | 0  | 1 |  |
| at La Salle       | 7  | 6  | 2 |  |
| Princeton         | 13 | 9  | 0 |  |
| Syracuse          | 4  | 5  | 1 |  |
| Florida State     | 12 | 4  | 2 |  |
| at Virginia       | 11 | 5  | 0 |  |
| at Clemson        | 17 | 2  | 2 |  |
| at Boston College | 7  | 4  | 1 |  |
| Wake Forest       | 4  | 5  | 1 |  |
| DUKE              | 14 | 4  | 1 |  |
| at NC State       | 12 | 4  | 1 |  |
| Notre Dame        | 8  | 2  | 1 |  |
| at Georgia Tech   | 15 | 4  | 2 |  |
| Pittsburgh        | 12 | 4  | 3 |  |
| at Florida State  | 14 | 4  | 2 |  |
| Virginia Tech     | 12 | 5  | 2 |  |
| at North Carolina | 4  | 2  | 1 |  |
| Virginia          | 21 | 3  | 0 |  |
| Louisville        | 17 | 4  | 1 |  |
| at Notre Dame     | 10 | 6  | 2 |  |
| at Virginia Tech  | 19 | 2  | 1 |  |
| vs. Virginia Tech | 17 | 1  | 0 |  |
| vs. Virginia      | 3  | 1  | 1 |  |
| vs. Buffalo       | 10 | 12 | 0 |  |
| vs. Wichita State | 10 | 4  | 1 |  |
| vs. Villanova     | 8  | 2  | 1 |  |

| DOUBLE-DOUBLES |    |    |
|----------------|----|----|
| Opposition     | P  | R  |
| Buffalo        | 10 | 12 |
| Richmond       | 10 | 12 |

| REED CAREER STATISTICS |     |    |      |      |     |     |      |         |     |      |      |             | Scoring |     |      |      |      |      |      |     |     |      |    |      |      |      |      |
|------------------------|-----|----|------|------|-----|-----|------|---------|-----|------|------|-------------|---------|-----|------|------|------|------|------|-----|-----|------|----|------|------|------|------|
| Season                 | GP  | GS | Min. | Avg. | FG  | FGA | Pct. | 3-Point | FG  | FGA  | Pct. | Free Throws | FT      | FTA | Pct. | Off. | Def. | Tot. | Avg. | PF  | FO  | Ast. | TO | Blk  | Stl  | Pts. | Avg. |
| 2013-14                | 33  | 10 | 683  | 20.7 | 71  | 207 | .343 | 40      | 112 | .357 | 35   | 53          | .660    | 12  | 43   | 55   | 1.7  | 55   | 0    | 38  | 44  | 4    | 16 | 217  | 6.6  |      |      |
| 2014-15                | 30  | 21 | 824  | 27.5 | 77  | 164 | .470 | 37      | 81  | .457 | 56   | 77          | .727    | 25  | 96   | 121  | 4.0  | 68   | 1    | 57  | 32  | 13   | 27 | 247  | 8.2  |      |      |
| 2015-16                | 35  | 35 | 1007 | 28.8 | 129 | 275 | .469 | 46      | 120 | .383 | 84   | 103         | .816    | 21  | 122  | 143  | 4.1  | 72   | 0    | 42  | 44  | 15   | 27 | 388  | 11.1 |      |      |
| 2016-17                | 13  | 13 | 433  | 33.3 | 62  | 140 | .443 | 30      | 76  | .395 | 36   | 45          | .800    | 7   | 45   | 52   | 4.0  | 16   | 0    | 24  | 24  | 6    | 19 | 190  | 14.6 |      |      |
| TOTAL                  | 111 | 79 | 2947 | 26.5 | 339 | 786 | .431 | 153     | 389 | .393 | 211  | 278         | .759    | 65  | 306  | 371  | 3.3  | 211  | 1    | 161 | 144 | 38   | 89 | 1042 | 9.4  |      |      |

| REED 2016-17     |          |    | TOTAL |    |     |      | 3-PTS |     |      | FREE THROWS |     |       | REBOUNDS |     |     |     |    |    |   |    |     |     |     |      |
|------------------|----------|----|-------|----|-----|------|-------|-----|------|-------------|-----|-------|----------|-----|-----|-----|----|----|---|----|-----|-----|-----|------|
| Opponent         | Date     | GS | Min   | FG | FGA | Pct  | 3FG   | FGA | Pct  | FT          | FTA | Pct   | Off      | Def | Tot | Avg | PF | FO | A | TO | Blk | Stl | Pts | Avg  |
| W Carolina       | 11-11-16 | *  | 24    | 3  | 6   | .500 | 2     | 3   | .667 | 0           | 2   | .000  | 1        | 4   | 5   | 5.0 | 0  | 0  | 1 | 0  | 1   | 1   | 8   | 8.0  |
| at North Florida | 11-16-16 | *  | 29    | 6  | 11  | .545 | 3     | 6   | .500 | 2           | 3   | .667  | 0        | 3   | 3   | 4.0 | 2  | 0  | 2 | 3  | 0   | 2   | 17  | 12.5 |
| Penn             | 11-19-16 | *  | 34    | 3  | 12  | .250 | 1     | 7   | .143 | 4           | 4   | 1.000 | 0        | 7   | 7   | 5.0 | 1  | 0  | 1 | 2  | 1   | 0   | 11  | 12.0 |
| vs Stanford      | 11-24-16 | *  | 33    | 2  | 9   | .222 | 1     | 3   | .333 | 2           | 2   | 1.000 | 0        | 3   | 3   | 4.5 | 2  | 0  | 0 | 3  | 0   | 1   | 7   | 10.8 |
| vs Iowa State    | 11-25-16 | *  | 36    | 2  | 9   | .222 | 1     | 7   | .143 | 8           | 9   | .889  | 1        | 2   | 3   | 4.2 | 0  | 0  | 1 | 3  | 0   | 1   | 13  | 11.2 |
| vs Florida       | 11-27-16 | *  | 37    | 5  | 14  | .357 | 2     | 5   | .400 | 0           | 2   | .000  | 2        | 3   | 5   | 4.3 | 2  | 0  | 2 | 2  | 0   | 0   | 12  | 11.3 |
| RUTGERS          | 11-30-16 | *  | 33    | 6  | 10  | .600 | 2     | 4   | .500 | 4           | 5   | .800  | 0        | 6   | 6   | 4.6 | 3  | 0  | 3 | 2  | 0   | 1   | 18  | 12.3 |
| vs Wofford       | 12-03-16 | *  | 33    | 4  | 10  | .400 | 1     | 4   | .250 | 4           | 4   | 1.000 | 1        | 4   | 5   | 4.6 | 0  | 0  | 4 | 1  | 0   | 3   | 13  | 12.4 |
| SC STATE         | 12-06-16 | *  | 30    | 6  | 8   | .750 | 3     | 5   | .600 | 0           | 0   | .000  | 1        | 5   | 6   | 4.8 | 0  | 0  | 6 | 3  | 1   | 3   | 15  | 12.7 |
| FAU              | 12-16-16 | *  | 34    | 6  | 10  | .600 | 5     | 9   | .556 | 4           | 4   | 1.000 | 0        | 0   | 0   | 4.3 | 0  | 0  | 0 | 2  | 2   | 1   | 21  | 13.5 |
| GEO. WASH.       | 12-22-16 | *  | 35    | 5  | 12  | .417 | 3     | 7   | .429 | 4           | 4   | 1.000 | 1        | 2   | 3   | 4.2 | 1  | 0  | 0 | 2  | 0   | 3   | 17  | 13.8 |
| COLUMBIA         | 12-28-16 | *  | 39    | 7  | 13  | .538 | 3     | 7   | .429 | 1           | 2   | .500  | 0        | 4   | 4   | 4.2 | 2  | 0  | 3 | 0  | 1   | 1   | 18  | 14.2 |
| NC STATE         | 12-31-16 | *  | 36    | 7  | 16  | .438 | 3     | 9   | .333 | 3           | 4   | .750  | 0        | 2   | 2   | 4.0 | 3  | 0  | 1 | 1  | 0   | 2   | 20  | 14.6 |



# 4 DJ VASILJEVIC

Fr. | 6-3 | 198 | Guard

Melbourne, Australia | Australian Institute of Sport

- Full name is Dejan Vasiljevic, but goes by DJ. Pronounced Day-on Vass-EEL-uh-vitch.
- Sharpshooter from long range.
- Good at getting to the basket and manipulating shot to go around taller players.
- Gained 50 lbs on his bench press since June 2016, now up to 275 lbs.
- Improving quickness due to dropping body fat percentage from 13 percent to 10 percent since his arrival in June 2016.
- In U-20 National Championships in Ipswich, averaged 16.3 ppg, 3.9 rpg and 1.9 apg. Notched 20-plus points in three games, with a high of 25 in his first outing.
- At 2015 FIBA U-19 World Championships in Greece, averaged 13.3 ppg, 3.1 rpg and 1.0 apg.
- At 2014 FIBA U-18 Oceania Championships, averaged of 12.6 ppg, 4.6 rpg and 4.2 apg.
- All-tournament team at the 2014 FIBA U-17s. Averaged 17.4 ppg, 6.6 rpg and 1.3 apg. Led team to silver medal.
- Captain of the U-17 Australian team.
- Leading scorer at the 2013 FIBA Oceania U-16 Championships, putting up 19.3 ppg, 3.7 rpg and 1.0 apg.
- Won national title with Victorian U-18 team.
- 2015 Basketball Without Borders Camp. adidas Nations Tournament in Los Angeles.
- Also played soccer and rugby.
- Born April 26, 1997 in Calgary, Alberta, Canada, but moved to Melbourne, Australia, at age six.
- Of Serbian descent. Speaks English and Serbian languages.
- Son of Todor and Danijela Vasiljevic. Both parents played semi-pro handball. Brother to Ivana.
- Started playing basketball at age 12, with influence from his sister.
- Shaping his game into the mold of Croatian scoring legend, Drazen Petrovic.

- Favorites: Athlete: Kobe. Athlete in another sport: Cristiano Ronaldo. Pro sports team: Lakers. Meal: Chicken schnitzel. Midnight snack: Nutella. Video game: Call of Duty. Ice Cream: Chocolate. Cereal: Nutri grain. Movie: Rush Hour. TV Show: Fresh Prince of Bel Air. Musical Artist: Drake. Former UM athlete: Shane Larkin. Non-basketball sport to watch: Tennis (Novak Djokovic).
- When I played ball as a kid, I pretended I was: Kobe. When I was little, I wanted to be a: Police Officer. Now my dream job is: Accountant.

## VASILJEVIC HIGHS

### Points

Season: 17, vs. SC State, 12/6/16

ACC: 3, vs. NC State, 12/31/16

### Rebounds

Season: 3, vs. Geo. Washington, 12/22/16

ACC: 2, vs. NC State, 12/31/16

### Assists

Season: 2 (2x) last vs. SC State, 12/6/16

ACC: --

### Steals

Season: 1 (4x) last vs. Columbia, 12/28/16

ACC: --

### Blocked Shots

Season: 1, vs. Stanford, 11/24/16

ACC: --

### Field Goals

Season: 5, vs. SC State, 12/6/16

ACC: 1, vs. NC State, 12/31/16

### Field Goal Attempts

Season: 13, vs. SC State, 12/6/16

ACC: 1, vs. NC State, 12/31/16

### Free Throws

Season: 3, vs. Rutgers, 11/30/16

ACC: --

### Free Throw Attempts

Season: 3, vs. Rutgers, 11/30/16

ACC: --

### 3-Point Field Goals

Season: 5, vs. SC State, 12/6/16

ACC: 1, vs. NC State, 12/31/16

### 3-Point Field Goal Attempts

Season: 11, vs. SC State, 12/6/16

ACC: 1, vs. NC State, 12/31/16

### Minutes

Season: 26, vs. FAU, 12/16/16

ACC: 8, vs. NC State, 12/31/16

## VASILJEVIC CAREER STATISTICS

| Season  | GP | GS | Min. | Avg. | FG | FGA | Pct. | 3-Point FG | 3-Point FGA | 3-Point Pct. | Free Throws FT | Free Throws FTA | Free Throws Pct. | Off. | Rebounds Def. | Rebounds Tot. | Avg. | PF | FO | Ass. | TO | Blk | Stl | Scoring Pts. | Avg. |
|---------|----|----|------|------|----|-----|------|------------|-------------|--------------|----------------|-----------------|------------------|------|---------------|---------------|------|----|----|------|----|-----|-----|--------------|------|
| 2016-17 | 13 | 0  | 227  | 17.5 | 27 | 69  | .391 | 22         | 54          | .407         | 7              | 7               | 1.000            | 3    | 14            | 17            | 1.3  | 19 | 0  | 8    | 5  | 1   | 4   | 83           | 6.4  |

### VASILJEVIC 2016-17

| Opponent         | Date     | GS | Min | FG | FGA | Pct   | 3FG | FGA | Pct   | FT | FTA | Pct   | Off | Def | Tot | Avg | PF | FO | A | TO | Blk | Stl | Pts | Avg  |
|------------------|----------|----|-----|----|-----|-------|-----|-----|-------|----|-----|-------|-----|-----|-----|-----|----|----|---|----|-----|-----|-----|------|
| W Carolina       | 11-11-16 |    | 23  | 4  | 8   | .500  | 3   | 7   | .429  | 0  | 0   | .000  | 1   | 1   | 2   | 2.0 | 4  | 0  | 2 | 0  | 0   | 1   | 11  | 11.0 |
| at North Florida | 11-16-16 |    | 21  | 4  | 10  | .400  | 3   | 6   | .500  | 2  | 2   | 1.000 | 0   | 1   | 1   | 1.5 | 3  | 0  | 0 | 0  | 0   | 1   | 13  | 12.0 |
| Penn             | 11-19-16 |    | 18  | 4  | 7   | .571  | 3   | 5   | .600  | 0  | 0   | .000  | 0   | 0   | 0   | 1.0 | 1  | 0  | 1 | 2  | 0   | 0   | 11  | 11.7 |
| vs Stanford      | 11-24-16 |    | 22  | 1  | 2   | .500  | 1   | 2   | .500  | 0  | 0   | .000  | 0   | 1   | 1   | 1.0 | 1  | 0  | 1 | 1  | 1   | 0   | 3   | 9.5  |
| vs Iowa State    | 11-25-16 |    | 16  | 2  | 7   | .286  | 1   | 5   | .200  | 0  | 0   | .000  | 0   | 0   | 0   | 0.8 | 1  | 0  | 0 | 1  | 0   | 1   | 5   | 8.6  |
| vs Florida       | 11-27-16 |    | 9   | 0  | 1   | .000  | 0   | 1   | .000  | 0  | 0   | .000  | 0   | 0   | 0   | 0.7 | 1  | 0  | 0 | 0  | 0   | 0   | 0   | 7.2  |
| RUTGERS          | 11-30-16 |    | 11  | 0  | 1   | .000  | 0   | 1   | .000  | 3  | 3   | 1.000 | 0   | 1   | 1   | 0.7 | 1  | 0  | 1 | 0  | 0   | 0   | 3   | 6.6  |
| vs Wofford       | 12-03-16 |    | 20  | 2  | 6   | .333  | 2   | 4   | .500  | 0  | 0   | .000  | 0   | 2   | 2   | 0.9 | 1  | 0  | 0 | 0  | 0   | 0   | 6   | 6.5  |
| SC STATE         | 12-06-16 |    | 25  | 5  | 13  | .385  | 5   | 11  | .455  | 2  | 2   | 1.000 | 1   | 1   | 2   | 1.0 | 2  | 0  | 2 | 0  | 0   | 0   | 17  | 7.7  |
| FAU              | 12-16-16 |    | 26  | 1  | 4   | .250  | 0   | 3   | .000  | 0  | 0   | .000  | 1   | 1   | 2   | 1.1 | 2  | 0  | 0 | 1  | 0   | 0   | 2   | 7.1  |
| GEO. WASH.       | 12-22-16 |    | 13  | 2  | 5   | .400  | 2   | 4   | .500  | 0  | 0   | .000  | 0   | 3   | 3   | 1.3 | 1  | 0  | 0 | 0  | 0   | 0   | 6   | 7.0  |
| COLUMBIA         | 12-28-16 |    | 15  | 1  | 4   | .250  | 1   | 4   | .250  | 0  | 0   | .000  | 0   | 1   | 1   | 1.3 | 1  | 0  | 1 | 0  | 0   | 1   | 3   | 6.7  |
| NC STATE         | 12-31-16 |    | 8   | 1  | 1   | 1.000 | 1   | 1   | 1.000 | 0  | 0   | .000  | 0   | 2   | 2   | 1.3 | 0  | 0  | 0 | 0  | 0   | 0   | 3   | 6.4  |



## 2 MIKE ROBINSON

So. | 5-10 | 170 | Guard  
New Britain, Conn. | New Britain HS

**Book Buster Honor Roll (3.0+ GPA): Fall 2015, Spring 2016**


- Team manager turned walk on.
- Nicknames are Mike Rob and Springs.
- As a freshman (2015-16) scored six points, all from long range, in one minute against Utah in the Puerto Rico Tip Off.
- Good athlete who played basketball, football and was on track team, participating in the high jump, long jump, triple jump and 4x100 relay team, in high school.
- Two-year varsity basketball captain. One-year football and track captain.
- William F. Burns Memorial Award and Scholarship. Harry L. Stromquist Memorial Scholarship.
- 2014 Connecticut Association of Schools Scholar-Athlete. Academic all-conference in basketball four seasons.
- Born Michael Andre Robinson May 2, 1996 in New Britain, Conn. Son of Eugene and Veronica Robinson. Brother to Eugene.
- Majoring in finance.

- Favorites: Athlete: Kobe Bryant. Pro Team: Lakers. Athlete in another sport: Cam Newton. Meal: Fried Chicken, Macaroni & Cheese, Corn Bread, Candied yams. Midnight snack: Cinnamon Toast Crunch. Ice Cream: Strawberry. Movie: Love & Basketball. TV Show: Power.
- My first job was: At Target. My dream job is: Financial advisor or manager.

| 2016-17          |   |   |   |
|------------------|---|---|---|
| Opposition       | P | R | A |
| W. Carolina      | 0 | 0 | 0 |
| at North Florida | 0 | 0 | 0 |
| SC State         | 1 | 1 | 0 |

| 2015-16           |   |   |   |
|-------------------|---|---|---|
| Opposition        | P | R | A |
| UT RGV            | 3 | 1 | 0 |
| Mississippi State | 0 | 0 | 0 |
| Utah              | 6 | 0 | 0 |
| Charlotte         | 0 | 0 | 0 |
| Co. of Charleston | 0 | 0 | 0 |
| La Salle          | 3 | 0 | 0 |
| North Carolina    | 0 | 0 | 0 |
| Virginia Tech     | 0 | 0 | 0 |
| vs. Villanova     | 0 | 0 | 0 |



## 35 CHRIS STOWELL

Jr. | 6-6 | 208 | Forward  
Exeter, N.H. | Tilton School | Exeter HS

**All-ACC Academic Honor Roll - 2014-15**

**President's List (4.0 GPA): Spring 2016, Fall 2015, Spring 2015**

**Provost Honor Roll (3.75+ GPA): Spring 2016, Fall 2015, Spring 2015, Fall 2014**

**Dean's List (3.5+ GPA): Spring 2016, Fall 2015, Spring 2015, Fall 2014**

**Athletic Director's Honor Roll (3.2+ GPA): Spring 2016, Fall 2015, Spring 2015, Fall 2014**

**Book Buster Honor Roll (3.0+ GPA): Spring 2016, Fall 2015, Spring 2015, Fall 2014**

- Last name is pronounced stole.
- Good athleticism and is improving his strength.
- Looking to expand his offensive game to shoot 3-pointers.
- Walk on from New Hampshire who played postgraduate year at Tilton School. Earned postseason coaches award.
- At Exeter High School helped Blue Hawks to state playoffs in both the 2011-12 and 2012-13 seasons. Reached quarterfinals senior year.
- In 2012-13 assisted team to championship game of the 50th Annual Queen City Invitational by scoring 10 points and going 6-for-6 from line in semifinal game.
- Twice earned scholar-athlete award. Honor roll.
- Foote Fellow at UM - a program that is offered to a select number of incoming freshmen who have a record of curricular and co-curricular distinction in high school and exhibit an interest in and capacity for independent and self-motivated learning.
- Born Christopher Michael Stowell on Dec. 29, 1994 in Exeter, N.H.
- Son of Bill and Maria. Brother to Bill, Jr., who played basketball at Plymouth State University.
- Student-Athlete Advisory Committee representative at UM.
- Majoring in entrepreneurship and business technology with minors in international business and sports administration.
- Speaks English, Spanish, some Italian, a little Russian, and is learning Chinese and Hebrew.
- Started playing basketball at age five.

- Favorites: Athlete: Matt Bonner. Athlete in another sport: Alex Rodriguez. Song right now: Hype by Drake. Pro sports team: New York Yankees. Meal: Sloppy Joes. Midnight snack: Ice Cream. Video game: Star Wars Battlefront. Class at UM: Accounting. Book: Harry Potter. Ice Cream: Peanut Butter. Cereal: Cinnamon Toast Crunch. Movie: The Town. TV Show: Game of Thrones. Musical Artist: Drake. Cuban Food: Pastelitos.
- When I played ball as a kid, I pretended I was: Kobe Bryant. My first job was: Golf course cart boy. When I was little, I wanted to be a: Golfer. Now my dream job is: Entrepreneur.

| 2016-17          |   |   |   |
|------------------|---|---|---|
| Opposition       | P | R | A |
| W. Carolina      | 0 | 0 | 0 |
| at North Florida | 0 | 0 | 0 |
| SC State         | 0 | 2 | 0 |


  

| 2015-16           |   |   |   |
|-------------------|---|---|---|
| Opposition        | P | R | A |
| UTRGV             | 0 | 0 | 0 |
| Mississippi State | 0 | 0 | 0 |
| Utah              | 0 | 0 | 0 |
| Charlotte         | 0 | 1 | 0 |
| Co. of Charleston | 0 | 1 | 0 |
| La Salle          | 0 | 1 | 0 |
| at North Carolina | 0 | 0 | 0 |
| at Virginia Tech  | 0 | 0 | 0 |
| vs. Villanova     | 0 | 0 | 0 |

| 2014-15          |   |   |   |
|------------------|---|---|---|
| Opposition       | P | R | A |
| Howard           | 0 | 0 | 1 |
| Charleston       | 0 | 0 | 0 |
| Virginia Tech    | 0 | 0 | 0 |
| at Virginia Tech | 0 | 0 | 0 |





# 12 MICHAEL GILMORE

Jr. | 6-8 | 208 | Forward  
Jacksonville, Fla. | VCU | Rickards HS

- As a Junior at Miami (2016-17) will sit out the season due to NCAA transfer rules.
- Averaged 2.7 points and 2.2 rebounds in 55 total games at VCU. Hit 47.9 percent (58-121) of his shots from the field and knocked down 35.3 percent (18-51) from three.
- As a Sophomore at VCU (2015-16) put up career-best numbers in his last game for the Rams, with 12 points and eight rebounds in 20 minutes against Oklahoma in the 2016 NCAA Tournament. In that game, was 4-of-4 from the field, hitting 2-of-2 attempts from long range. Was also perfect at the line, making both attempts.
- Four-star recruit. Ranked as the 76th-best player in the country and fifth-best in the state of Florida by ESPN.com.
- Played AAU ball for Each 1 Teach 1. Averaged more than six points and nearly five rebounds per game for ETT1. Won the 2014 Peach Jam title.
- Born Jan. 11, 1995 in Jacksonville, Fla. Son of Sabirah Ahmad and the late Earl Gilmore. Nephew of Naismith Basketball Hall of Famer Artis Gilmore. Two sisters Eliane and Amerah.
- Majoring in criminology.
- Started playing basketball at age seven and first dunk was in eighth grade.

- Favorites: Athlete: LeBron James. Athlete in another sport: Derek Jeter. Song right now: Still Here – Drake. Pro sports team: Cavs. Meal: Wings. Midnight snack: Gummy worms. Video game: Call of Duty. Book: The Lightning Thief by Rick Riordan. Ice Cream: Chocolate Chip Cookie Dough. Cereal: Cinnamon Toast Crunch. Movie: More than a Game. TV Show: Family Guy. Musical Artist: Drake.
- When I played ball as a kid, I pretended I was: Michael Jordan. My dream job is: Music producer.

## GILMORE HIGHS

### Points

Career: 12 (2x), last vs. Oklahoma, 3/20/16

### Rebounds

Career: 8 (2x), last vs. Oklahoma, 3/20/16

### Assists

Career: 3, vs. Buffalo, 12/22/15

### Steals

Career: 2 (3x), last vs. Fordham, 1/13/16

### Blocked Shots

Career: 2 (4x), last at La Salle, 2/3/16

### Field Goals

Career: 4 (4x), last vs. Oklahoma, 3/20/16

### Field Goal Attempts

Career: 7, vs. Belmont, 12/16/14

### Free Throws

Career: 2 (4x), last vs. Oklahoma, 3/20/16

### Free Throw Attempts

Career: 4 (3x) last vs. Cincinnati, 12/19/15

### 3-Point Field Goals

Career: 2 (7x), last vs. Oklahoma, 3/20/16

### 3-Point Field Goal Attempts

Career: 3 (8x) last vs. Fordham, 1/13/16

### Minutes

Career: 27, vs. American, 11/25/15

## GILMORE CAREER STATISTICS

| GILMORE CAREER STATISTICS |    |    |      |      |    |     |      | 3-Point |     |      | Free Throws |     |      | Rebounds |      |      |      |    |    |      |    | Scoring |     |      |      |
|---------------------------|----|----|------|------|----|-----|------|---------|-----|------|-------------|-----|------|----------|------|------|------|----|----|------|----|---------|-----|------|------|
| at VCU                    | GP | GS | Min. | Avg. | FG | FGA | Pct. | FG      | FGA | Pct. | FT          | FTA | Pct. | Off.     | Def. | Tot. | Avg. | PF | FO | Ast. | TO | Blk     | Stl | Pts. | Avg. |
| 2014-15                   | 25 | 0  | 157  | 6.3  | 21 | 43  | .488 | 5       | 17  | .294 | 4           | 16  | .250 | 11       | 28   | 39   | 1.6  | 31 | 1  | 4    | 4  | 6       | 5   | 51   | 2.0  |
| 2015-16                   | 30 | 18 | 346  | 11.5 | 37 | 78  | .474 | 13      | 34  | .382 | 9           | 17  | .529 | 20       | 64   | 84   | 2.8  | 52 | 1  | 12   | 21 | 7       | 12  | 96   | 3.2  |
| Total                     | 55 | 18 | 503  | 9.1  | 58 | 121 | .479 | 18      | 51  | .353 | 13          | 33  | .394 | 31       | 92   | 123  | 2.2  | 83 | 2  | 16   | 25 | 13      | 17  | 147  | 2.7  |



# 32 SAM WAARDENBURG

Fr. | 6-9 | 205 | Forward  
Henderson, New Zealand | Rangitoto College HS

## At Miami

Joined team Dec. 29, 2016 after signing a grant-in-aid ... Eligible immediately, but expected to begin competition in fall of 2017.

## Prior to Miami

Won tournament MVP honors when he helped Rangitoto College win the SAS Secondary Schools National Championship. In the final game, he had 18 points, eight rebounds and four blocks ... Internationally, has represented New Zealand in the 3x3 Under 18 World Championship in Kazakhstan ... On the Under 17 men's team that won silver at the age-groups FIBA Oceania Championships ... Under 16 men's team that won bronze at the Australian State Championships ... Played in adidas Nations Tournament in Los Angeles, averaging 13.4 points and 6.4 rebounds in five outings. He was 7-of-11 from long range in the event and named one of the top 10 players of the camp ... Played in the National Basketball Players Association (NBPA) Top 100 High School Basketball Camp in Virginia ... Named the most outstanding player at both the Nike All Asia Camp in Beijing and the Basketball Without Borders Camp in Australia ... Spent time with the Supercity Rangers and the Breakers Academy, which led him to a role as a development player for the SKYCITY Breakers ... Played games in the United States with Harbour Basketball

## Personal

Chose Miami over considerations from Virginia, SMU and Utah ... Joins current Hurricane DJ Vasiljevic and incoming freshman Deng Gak, both of Australia, as the third player from the Australasia region of the South Pacific.

THE STAT CREW SYSTEM  
Miami Combined Team Statistics (as of Dec 31, 2016)  
Conference games

| RECORD:        | OVERALL | HOME | AWAY | NEUTRAL |
|----------------|---------|------|------|---------|
| ALL GAMES      | 1-0     | 1-0  | 0-0  | 0-0     |
| CONFERENCE     | 1-0     | 1-0  | 0-0  | 0-0     |
| NON-CONFERENCE | 0-0     | 0-0  | 0-0  | 0-0     |

| #              | Player           | gp-gs | min | avg  | Total  |       | 3-Point |       | F-Throw |       | Rebounds |     |     |      |    |    |    |    | pts | avg |     |      |
|----------------|------------------|-------|-----|------|--------|-------|---------|-------|---------|-------|----------|-----|-----|------|----|----|----|----|-----|-----|-----|------|
|                |                  |       |     |      | fg-fga | fg%   | 3fg-fga | 3fg%  | ft-fa   | ft%   | off      | def | tot | avg  | pf | dq | a  | to |     |     | blk | stl  |
| 00             | Ja'Quan Newton   | 1-1   | 34  | 34.0 | 7-15   | .467  | 1-3     | .333  | 6-10    | .600  | 1        | 3   | 4   | 4.0  | 2  | 0  | 1  | 3  | 0   | 1   | 21  | 21.0 |
| 05             | Davon Reed       | 1-1   | 36  | 36.0 | 7-16   | .438  | 3-9     | .333  | 3-4     | .750  | 0        | 2   | 2   | 2.0  | 3  | 0  | 1  | 1  | 0   | 2   | 20  | 20.0 |
| 11             | Bruce Brown      | 1-1   | 26  | 26.0 | 7-11   | .636  | 1-2     | .500  | 2-4     | .500  | 3        | 5   | 8   | 8.0  | 4  | 0  | 4  | 2  | 1   | 3   | 17  | 17.0 |
| 21             | Kamari Murphy    | 1-1   | 32  | 32.0 | 5-9    | .556  | 0-0     | .000  | 1-1     | 1.000 | 6        | 4   | 10  | 10.0 | 2  | 0  | 0  | 0  | 0   | 0   | 11  | 11.0 |
| 03             | Anthony Lawrence | 1-0   | 28  | 28.0 | 3-8    | .375  | 0-4     | .000  | 0-2     | .000  | 2        | 3   | 5   | 5.0  | 2  | 0  | 1  | 1  | 0   | 2   | 6   | 6.0  |
| 04             | DJ Vasiljevic    | 1-0   | 8   | 8.0  | 1-1    | 1.000 | 1-1     | 1.000 | 0-0     | .000  | 0        | 2   | 2   | 2.0  | 0  | 0  | 0  | 0  | 0   | 0   | 3   | 3.0  |
| 15             | Ebuka Izundu     | 1-0   | 19  | 19.0 | 1-2    | .500  | 0-0     | .000  | 1-2     | .500  | 4        | 3   | 7   | 7.0  | 3  | 0  | 0  | 1  | 0   | 0   | 3   | 3.0  |
| 20             | Dewan Huell      | 1-1   | 14  | 14.0 | 0-3    | .000  | 0-1     | .000  | 0-0     | .000  | 0        | 0   | 0   | 0.0  | 1  | 0  | 1  | 0  | 0   | 1   | 0   | 0.0  |
| 14             | Rodney Miller    | 1-0   | 3   | 3.0  | 0-0    | .000  | 0-0     | .000  | 0-0     | .000  | 0        | 0   | 0   | 0.0  | 0  | 0  | 0  | 0  | 1   | 0   | 0   | 0.0  |
| Team           |                  |       |     |      |        |       |         |       |         |       | 1        | 2   | 3   |      |    |    |    |    |     |     |     |      |
| Total.....     |                  | 1     | 200 |      | 31-65  | .477  | 6-20    | .300  | 13-23   | .565  | 17       | 24  | 41  | 41.0 | 17 | 0  | 8  | 8  | 2   | 9   | 81  | 81.0 |
| Opponents..... |                  | 1     | 200 |      | 21-54  | .389  | 10-23   | .435  | 11-18   | .611  | 13       | 20  | 33  | 33.0 | 20 | 1  | 11 | 15 | 1   | 3   | 63  | 63.0 |

| TEAM STATISTICS        | UM     | OPP   |
|------------------------|--------|-------|
| SCORING                | 81     | 63    |
| Points per game        | 81.0   | 63.0  |
| Scoring margin         | +18.0  | -     |
| FIELD GOALS-ATT        | 31-65  | 21-54 |
| Field goal pct         | .477   | .389  |
| 3 POINT FG-ATT         | 6-20   | 10-23 |
| 3-point FG pct         | .300   | .435  |
| 3-pt FG made per game  | 6.0    | 10.0  |
| FREE THROWS-ATT        | 13-23  | 11-18 |
| Free throw pct         | .565   | .611  |
| F-Throws made per game | 13.0   | 11.0  |
| REBOUNDS               | 41     | 33    |
| Rebounds per game      | 41.0   | 33.0  |
| Rebounding margin      | +8.0   | -     |
| ASSISTS                | 8      | 11    |
| Assists per game       | 8.0    | 11.0  |
| TURNOVERS              | 8      | 15    |
| Turnovers per game     | 8.0    | 15.0  |
| Turnover margin        | +7.0   | -     |
| Assist/turnover ratio  | 1.0    | 0.7   |
| STEALS                 | 9      | 3     |
| Steals per game        | 9.0    | 3.0   |
| BLOCKS                 | 2      | 1     |
| Blocks per game        | 2.0    | 1.0   |
| ATTENDANCE             | 6837   | 0     |
| Home games-Avg/Game    | 1-6837 | 0-0   |
| Neutral site-Avg/Game  | -      | 0-0   |

| Date       | Opponent | Score   | Att. |
|------------|----------|---------|------|
| * 12-31-16 | NC STATE | w 81-63 | 6837 |

^ = AdvoCare Invitational, Orlando, Fla.

@ = ACC/Big Ten Challenge

% = Hoophall Miami Invitational

\* = Conference game

| Score by Periods | 1st | 2nd | Totals |
|------------------|-----|-----|--------|
| Miami            | 41  | 40  | 81     |
| Opponents        | 32  | 31  | 63     |

THE STAT CREW SYSTEM  
Miami Combined Team Statistics (as of Dec 31, 2016)  
All games

| RECORD:        | OVERALL | HOME | AWAY | NEUTRAL |
|----------------|---------|------|------|---------|
| ALL GAMES      | 11-2    | 8-0  | 1-0  | 2-2     |
| CONFERENCE     | 1-0     | 1-0  | 0-0  | 0-0     |
| NON-CONFERENCE | 10-2    | 7-0  | 1-0  | 2-2     |

| #              | Player           | gp-gs | min  | avg  | Total   |      | 3-Point |      | F-Throw |       | Rebounds |     |     |      |     |    |     |     | a  | to | blk | stl  | pts | avg |
|----------------|------------------|-------|------|------|---------|------|---------|------|---------|-------|----------|-----|-----|------|-----|----|-----|-----|----|----|-----|------|-----|-----|
|                |                  |       |      |      | fg-fga  | fg%  | 3fg-fga | 3fg% | ft-fa   | ft%   | off      | def | tot | avg  | pf  | dq |     |     |    |    |     |      |     |     |
| 00             | Ja'Quan Newton   | 13-13 | 416  | 32.0 | 76-154  | .494 | 7-21    | .333 | 46-65   | .708  | 11       | 37  | 48  | 3.7  | 18  | 0  | 51  | 42  | 1  | 17 | 205 | 15.8 |     |     |
| 05             | Davon Reed       | 13-13 | 433  | 33.3 | 62-140  | .443 | 30-76   | .395 | 36-45   | .800  | 7        | 45  | 52  | 4.0  | 16  | 0  | 24  | 24  | 6  | 19 | 190 | 14.6 |     |     |
| 11             | Bruce Brown      | 13-9  | 380  | 29.2 | 50-110  | .455 | 9-31    | .290 | 34-47   | .723  | 26       | 69  | 95  | 7.3  | 31  | 1  | 43  | 24  | 6  | 22 | 143 | 11.0 |     |     |
| 21             | Kamari Murphy    | 13-13 | 356  | 27.4 | 39-77   | .506 | 0-1     | .000 | 17-28   | .607  | 38       | 65  | 103 | 7.9  | 31  | 1  | 7   | 25  | 8  | 3  | 95  | 7.3  |     |     |
| 20             | Dewan Huell      | 13-7  | 262  | 20.2 | 39-78   | .500 | 0-1     | .000 | 15-19   | .789  | 25       | 33  | 58  | 4.5  | 29  | 0  | 3   | 12  | 11 | 6  | 93  | 7.2  |     |     |
| 03             | Anthony Lawrence | 13-6  | 321  | 24.7 | 31-69   | .449 | 11-33   | .333 | 18-28   | .643  | 11       | 45  | 56  | 4.3  | 32  | 1  | 16  | 22  | 9  | 23 | 91  | 7.0  |     |     |
| 04             | DJ Vasiljevic    | 13-0  | 227  | 17.5 | 27-69   | .391 | 22-54   | .407 | 7-7     | 1.000 | 3        | 14  | 17  | 1.3  | 19  | 0  | 8   | 5   | 1  | 4  | 83  | 6.4  |     |     |
| 15             | Ebuka Izundu     | 12-4  | 144  | 12.0 | 23-34   | .676 | 0-0     | .000 | 17-21   | .810  | 22       | 19  | 41  | 3.4  | 26  | 0  | 2   | 15  | 12 | 4  | 63  | 5.3  |     |     |
| 14             | Rodney Miller    | 8-0   | 41   | 5.1  | 4-7     | .571 | 0-0     | .000 | 3-7     | .429  | 3        | 4   | 7   | 0.9  | 5   | 0  | 0   | 1   | 1  | 0  | 11  | 1.4  |     |     |
| 02             | Mike Robinson    | 3-0   | 11   | 3.7  | 0-4     | .000 | 0-3     | .000 | 1-2     | .500  | 1        | 0   | 1   | 0.3  | 1   | 0  | 0   | 1   | 0  | 1  | 1   | 0.3  |     |     |
| 35             | Chris Stowell    | 3-0   | 9    | 3.0  | 0-1     | .000 | 0-1     | .000 | 0-0     | .000  | 0        | 2   | 2   | 0.7  | 0   | 0  | 0   | 0   | 0  | 0  | 0   | 0.0  |     |     |
| Team           |                  |       |      |      |         |      |         |      |         |       | 19       | 24  | 43  |      |     |    | 1   |     |    |    |     |      |     |     |
| Total.....     |                  | 13    | 2600 |      | 351-743 | .472 | 79-221  | .357 | 194-269 | .721  | 166      | 357 | 523 | 40.2 | 208 | 3  | 154 | 172 | 55 | 99 | 975 | 75.0 |     |     |
| Opponents..... |                  | 13    | 2600 |      | 281-753 | .373 | 73-246  | .297 | 131-184 | .712  | 144      | 271 | 415 | 31.9 | 242 | 3  | 134 | 174 | 41 | 84 | 766 | 58.9 |     |     |

| TEAM STATISTICS        | UM      | OPP     | Date       | Opponent             | Score   | Att. |
|------------------------|---------|---------|------------|----------------------|---------|------|
| SCORING                | 975     | 766     | 11-11-16   | WESTERN CAROLINA     | w 92-43 | 7142 |
| Points per game        | 75.0    | 58.9    | 11-16-16   | at North Florida     | w 94-56 | 3148 |
| Scoring margin         | +16.1   | -       | 11-19-16   | PENN                 | w 74-62 | 6753 |
| FIELD GOALS-ATT        | 351-743 | 281-753 | ^ 11-24-16 | vs Stanford          | w 67-53 | 2436 |
| Field goal pct         | .472    | .373    | ^ 11-25-16 | vs Iowa State        | L 56-73 | 1876 |
| 3 POINT FG-ATT         | 79-221  | 73-246  | ^ 11-27-16 | vs Florida           | L 56-65 | 1216 |
| 3-point FG pct         | .357    | .297    | @ 11-30-16 | RUTGERS              | w 73-61 | 7064 |
| 3-pt FG made per game  | 6.1     | 5.6     | % 12-03-16 | vs Wofford           | w 74-57 | 4885 |
| FREE THROWS-ATT        | 194-269 | 131-184 | 12-06-16   | SOUTH CAROLINA STATE | w 82-46 | 6489 |
| Free throw pct         | .721    | .712    | 12-16-16   | FLORIDA ATLANTIC     | w 76-56 | 6857 |
| F-Throws made per game | 14.9    | 10.1    | 12-22-16   | GEORGE WASHINGTON    | w 72-64 | 6871 |
| REBOUNDS               | 523     | 415     | 12-28-16   | COLUMBIA             | w 78-67 | 7045 |
| Rebounds per game      | 40.2    | 31.9    | * 12-31-16 | NC STATE             | w 81-63 | 6837 |
| Rebounding margin      | +8.3    | -       |            |                      |         |      |
| ASSISTS                | 154     | 134     |            |                      |         |      |
| Assists per game       | 11.8    | 10.3    |            |                      |         |      |
| TURNOVERS              | 172     | 174     |            |                      |         |      |
| Turnovers per game     | 13.2    | 13.4    |            |                      |         |      |
| Turnover margin        | +0.2    | -       |            |                      |         |      |
| Assist/turnover ratio  | 0.9     | 0.8     |            |                      |         |      |
| STEALS                 | 99      | 84      |            |                      |         |      |
| Steals per game        | 7.6     | 6.5     |            |                      |         |      |
| BLOCKS                 | 55      | 41      |            |                      |         |      |
| Blocks per game        | 4.2     | 3.2     |            |                      |         |      |
| ATTENDANCE             | 55058   | 13561   |            |                      |         |      |
| Home games-Avg/Game    | 8-6882  | 1-3148  |            |                      |         |      |
| Neutral site-Avg/Game  | -       | 4-2603  |            |                      |         |      |

^ = AdvoCare Invitational, Orlando, Fla.  
@ = ACC/Big Ten Challenge  
% = Hoophall Miami Invitational  
\* = Conference game

| Score by Periods | 1st | 2nd | Totals |
|------------------|-----|-----|--------|
| Miami            | 470 | 505 | 975    |
| Opponents        | 340 | 426 | 766    |