

# ● Table of Contents

## Hurricane Quick Facts

Location	Coral Gables, FL
Founded	1926
Enrollment	15,250
Nickname	Hurricanes
Colors	Orange, Green and White
Conference	ACC
Home Arena	Convocation Center
Arena Capacity	7,000
President	Dr. Donna E. Shalala
Athletic Director	Paul Dee
Lettermen Return/Lost	10/4
Starters Returning/Lost	4/1

## Head Coach

Frank Haith	(Elon, 1988)
Record at Miami:	16-13 (Second Season)
Overall Record:	16-13 (Second Season)

## Assistant Coaches

Jorge Fernandez	(Stetson, 1985)
Michael Hunt	(Furman, 1985)
Billy Kennedy	(Southeastern Louisiana, 1986)

## Sports Information

5821 San Amaro Drive, Coral Gables, FL 33146
Office: (305) 284-3244
FAX: (305) 284-2807

## Sports Information Staff

Mark Pray	Assistant AD/Communications	(305) 312-1869 - Cell
		mpray@miami.edu
Sam Henderson	Assistant SID - Men's Basketball	(305) 803-2159 - Cell
		shenderson@miami.edu
Elaine Cardenas	Assistant SID - Volleyball	
Evan Koch	Assistant SID - Baseball	
Rick Korch	Assistant SID - Football	
Scott Moody	Assistant SID - Women's Basketball	
Etta Schaller	Publications Coordinator	
Carol Recicar	Administrative Assistant	
Ben Horton	SID Intern	
Daniel Izquierdo	SID Intern	

## Front Cover

#13 Guillermo Diaz
#22 Robert Hite
#50 Anthony King

## Back Cover

#2 Gary Hamilton
#11 Eric Wilkins
#12 Anthony Harris

The 2005-06 University of Miami Basketball Media Guide was published by the University of Miami Sports Information Office. Copyright © 2005.

**Editor:** Sam Henderson • **Design:** Etta Schaller

**Contributors:** Kiersten Coleman, Greater Miami Chamber of Commerce, Daniel Izquierdo, Aisha Koonce, Sara Landset, Connie Mack, Carol Recicar, Lisa Rubin, Rob Wilson, Pedro Vargas, Alexandra Zayas, Opponent SIDs, UM Alumni Relations.

**Cover Photos:** J.C. Ridley

**Photography:** J. C. Ridley, Joel Auerbach, Tomasso DeRosa, Bob Rosato, Gary Rothstein, Al Messerschmidt, Bob Rosato, Nat Butler, Tom DiPace, Rhona Wise, Raul Zarranz, Thomas Maguire, William Lai, Mitchell Layton, Norm Fisher, Miami Heat, Miami Dolphins, Florida Marlins, Florida Panthers, Milwaukee Bucks, Golden State Warriors, University Relations, Metro-Dade County Department of Tourism, Opponent SIDs.

**Printing:** dynacolor graphics, inc.

Roster	2
Schedule	3
Season Outlook	4-5
Preseason Notes	6-7
President Shalala	8
Paul Dee	9
Athletic Administration/Dr. McCoy	10

## Coaching Staff

Frank Haith (Head Coach)	12-14
Jorge Fernandez (Assistant Coach)	15
Michael Hunt (Assistant Coach)	16
Billy Kennedy (Assistant Coach)	17
Darren Cohen (Dir. of Basketball Operations)	18
Michael Schwartz (Coor. of Basketball Operations)	19
Basketball Support Staff	
Medical Staff	20
Mac Calloway (Strength)/	21
Leigh Husband (Academics)	
Athletic Department Staff	22

## Student-Athletes

Lee Butler	24-25
Keaton Copeland	26-27
Guillermo Diaz	28-30
Gary Hamilton	31-33
Anthony Harris	34-36
Raymond Hicks	37-38
Rob Hite	39-41
Anthony King	42-44
Jonathan Stratton	45-46
Eric Wilkins	47-49
Newcomers	50-51

## University

This is the University of Miami	54-55
Compliance	56-57
Academics Facilities/Programs	58-59
Success - Academics and Athletics	60
Distinguished Alumni	61
Strength and Conditioning Facilities	62
Strength and Conditioning Facilities	63
Convocation Center	64-65
Media Exposure	66-67
Miami: Where The Heat Is On	68-69
Hurricane Traditions	70
Hurricane Cheerleading/Sunations	71
Athletic Department Success	72-73
Facilities	74-75
Building Tradition	76

## ACC

The Atlantic Coast Conference	78
2005-06 ACC Composite Schedule	79-80
2006 ACC Championship Format Bracket	81

## Opponents

BCA Classic	84
Birmingham Southern, Boston College	85
Clemson, Duke	86
Florida, Florida State	87
Georgia Tech, Louisville	88
Maryland, Michigan	89
Morgan State, North Carolina	90
North Carolina A&T, North Carolina State	91
Sacred Heart, Stetson	92
Temple, Virginia	93
Virginia Tech, Wake Forest	94
Wofford	95
2006 NCAA Tournament Sites, 2005 NIT Results	96
2005 NCAA Tournament Results	97
2006 NCAA Tournament Bracket	98

## Review

2004-05 Review	100
2004-05 Results and Attendance	101
2004-05 Statistics (All Games and ACC Games)	102
2004-05 Team Game-by-Game (UM and Opponent)	103
2004-05 Points-Rebounds-Assists	104
2004-05 Game-by-Game Highs	105
2004-05 Superlatives	106
ACC Tournament-2004-05 Final Standings	107
Tournament Results	
2004-05 ACC Individual Statistical Leaders (All Games)	108-109
2004-05 ACC Individual Statistical Leaders (Conference Games)	110-111
2004-05 Season Recaps and Boxscores	112-126

## History

UM History 1926-05	128-136
Post Season Tournament Teams	137-141
Post Season Results	142
1000-Point Club	143-146
Hurricane Basketball Captains	147
All-Conference Honors	148
All-Americans	149
Retired Jerseys	150
Players Selected in the NBA Draft	151
Hurricane Lettermen	152-153
All-Time Overtime/100-point games	154
Against Ranked Opponents	155-156
In The National Ranking	157
On National TV	158

## Record

Team Records	160
Individual Game Records	161-162
Individual Season Records	163-164
Individual Career Records	165-166
Hurricane Head Coaches/Year-by-Year Results	167
Year by Year Statistical Leaders (Points, Rebounds)	168
Year by Year Statistical Leaders (Assists, Steals, Blocks)	169
Year by Year Team Statistics (1955-2005)	170-171
Home Attendance Results/	172
UM Year-by-Year Home Record	
Series Records	173-174
Series Opponents	175-181
Yearly Results	182-189

## Media

Media Policies/Sports Information Staff	192
TV/Radio Coverage	193
Media Coverage	194-195
Map and Directions	196
Seating Chart/Ticket Information	197
Hotels and Transportation	198
Radio/TV Spot Chart	200

# ● 2005-06 Hurricane Rosters

## Alphabetical

No	Name	Pos	Ht	Wt	Class	Previous School/Hometown
32	Brian Asbury	G/F	6-7	210	Fr.	South Miami/Miami, FL
3	Lee Butler	G	6-1	175	Sr.	C.D. Hylton/Woodbridge, VA
15	Denis Clemente	G	6-0	165	Fr.	Miami Calusa Prep/Bayamon, Puerto Rico
44	Keaton Copeland	F	6-5	245	Sr.	Flanagan/Miramar, FL
13	Guillermo Diaz	G	6-2	192	Jr.	Miami Christian School/Carolina, Puerto Rico
00	Jimmy Graham	F	6-8	245	Fr.	Charis Prep/Goldsboro, NC
2	Gary Hamilton	F/C	6-10	265	Sr.	Susan Miller Dorsey/Los Angeles, CA
12	Anthony Harris	G	6-2	187	Jr.	Whitney Young/Chicago, IL
42	Raymond Hicks	F	6-7	230	So.	Longview/Longview, TX
22	Robert Hite	G	6-2	190	Sr.	Winton Woods/Cincinnati, OH
50	Anthony King	F/C	6-9	235	Jr.	Southern Durham/Durham, NC
*33	Jack McClinton	G	6-1	185	So.	Siena College/Baltimore, MD
21	Jonathan Stratton	G	6-3	180	So.	Sandusky/Sandusky, OH
30	Adrian Thomas	F	6-7	220	Fr.	Flanagan/Pembroke Pines, FL
11	Eric Wilkins	G	6-4	197	Sr.	Oak Hill (VA) Academy/Plainfield, NJ

## Numerical

No	Name	Pos	Ht	Wt	Class	Previous School/Hometown
00	Jimmy Graham	F	6-8	245	Fr.	Charis Prep/Goldsboro, NC
2	Gary Hamilton	F/C	6-10	265	Sr.	Susan Miller Dorsey/Los Angeles, CA
3	Lee Butler	G	6-1	175	Sr.	C.D. Hylton/Woodbridge, VA
11	Eric Wilkins	G	6-4	197	Sr.	Oak Hill (VA) Academy/Plainfield, NJ
12	Anthony Harris	G	6-2	187	Jr.	Whitney Young/Chicago, IL
13	Guillermo Diaz	G	6-2	192	Jr.	Miami Christian School/Carolina, Puerto Rico
15	Denis Clemente	G	6-0	165	Fr.	Miami Calusa Prep/Bayamon, Puerto Rico
21	Jonathan Stratton	G	6-3	180	So.	Sandusky/Sandusky, OH
22	Robert Hite	G	6-2	190	Sr.	Winton Woods/Cincinnati, OH
30	Adrian Thomas	F	6-7	220	Fr.	Flanagan/Pembroke Pines, FL
32	Brian Asbury	G/F	6-7	210	Fr.	South Miami/Miami, FL
*33	Jack McClinton	G	6-1	185	So.	Siena College/Baltimore, MD
42	Raymond Hicks	F	6-7	230	So.	Longview/Longview, TX
44	Keaton Copeland	F	6-5	245	Sr.	Flanagan/Miramar, FL
50	Anthony King	F/C	6-9	235	Jr.	Southern Durham/Durham, NC

HEAD COACH:

Frank Haith (Second Season/Elon, 1988)

ASSISTANT COACHES:

Jorge Fernandez (Second Season/Stetson, 1985)

Michael Hunt (Second Season/Furman, 1985)

Billy Kennedy (First Season/Southeastern Louisiana, 1986)

DIR. OF BASKETBALL OPERATIONS:

Darren Cohen (Second Season/St. John's, 1998)

COORD. OF BASKETBALL OPERATIONS:

Michael Schwartz (First Season/Texas, 1999)

\* Transfer student – not eligible for 2005-06 season due to NCAA transfer rules.

## BY CLASS

### Seniors (5)

Lee Butler ..... G  
Keaton Copeland ..... F  
Gary Hamilton ..... F/C  
Robert Hite ..... G  
Eric Wilkins ..... G

### Juniors (3)

Guillermo Diaz ..... G  
Anthony Harris ..... G  
Anthony King ..... F/C

### Sophomores (3)

Raymond Hicks ..... F  
Jack McClinton ..... G  
Jonathan Stratton ..... G

### Freshmen (4)

Brian Asbury ..... G  
Denis Clemente ..... G  
Jimmy Graham ..... F  
Adrian Thomas ..... F

## BY STATE/ COUNTRY

### California (1)

Gary Hamilton ..... F/C  
Los Angeles

### Florida (3)

Brian Asbury ..... G  
Miami  
Keaton Copeland ..... F  
Miramar  
Adrian Thomas ..... F  
Pembroke Pines

### Illinois (1)

Anthony Harris ..... G  
Chicago

### Maryland (1)

Jack McClinton ..... G  
Baltimore

### New Jersey (1)

Eric Wilkins ..... G  
Plainfield

### North Carolina (2)

Jimmy Graham ..... F  
Goldsboro  
Anthony King ..... F/C  
Durham

### Ohio (2)

Robert Hite ..... G  
Cincinnati  
Jonathan Stratton ..... G  
Sandusky

### Puerto Rico (2)

Denis Clemente ..... G  
Bayamon  
Guillermo Diaz ..... G  
Carolina

### Texas (1)

Raymond Hicks ..... F  
Longview

### Virginia (1)

Lee Butler ..... G  
Woodbridge

# ● 2005-06 Men's Basketball Schedule

Date	Day	TV	Opponent	Site	Time
Nov. 5	Sat.		Nova Southeastern (Exhibition)	Convocation Center	2:00 p.m.
Nov.13-15	Sun.-Tues.		@ BCA Classic	Seattle, Wash.	
	Sun		vs. Texas-Arlington		5:30 p.m.
	Mon.		vs. TBD		TBD
	Tues.	FSNW	vs. TBD		TBD
Nov. 19	Sat.		Morgan State	Convocation Center	7:30 p.m.
Nov. 22	Tues.		North Carolina A&T	Convocation Center	7:30 p.m.
Nov. 27	Sun.	FSFL	@ Temple	Philadelphia, Pa.	1:00 p.m.
Nov. 29	Tues.	ESPN2	@ Michigan (ACC-BIG TEN Challenge)	Ann Arbor, Mich.	9:30 p.m.
Dec. 3	Sat.		Birmingham Southern	Convocation Center	7:30 p.m.
Dec. 10	Sat.	FSFL	Wofford	Convocation Center	7:30 p.m.
Dec. 18	Sun.	FSN	*@ North Carolina State	Raleigh, N.C.	5:30 p.m.
Dec. 22	Thurs.	FSFL	Florida	Convocation Center	7:00 p.m.
Dec. 27	Tues.	FSFL	Stetson	Convocation Center	7:30 p.m.
Dec. 31	Sat.	FSN	vs. Louisville (Orange Bowl Classic)	Sunrise, Fla.	4:00 p.m.
Jan. 2	Mon.		Sacred Heart	Convocation Center	7:30 p.m.
Jan. 7	Sat.	RJ	*Maryland	Convocation Center	12:00 p.m.
Jan. 14	Sat.	ESPN2	*@ North Carolina	Chapel Hill, N.C.	4:00 p.m.
Jan. 18	Wed.		*Clemson	Convocation Center	7:30 p.m.
Jan. 21	Sat.	RJ	*Boston College	Convocation Center	8:00 p.m.
Jan. 24	Tues.	ESPNU	*@ Virginia	Charlottesville, Va.	9:00 p.m.
Jan. 29	Sun.	RJ	*@ Florida State	Tallahassee, Fla.	4:00 p.m.
Jan. 31	Tues.	RSN	*Wake Forest	Convocation Center	9:00 p.m.
Feb. 4	Sat.	RJ	*@ Georgia Tech	Atlanta, Ga.	1:30 p.m.
Feb. 8	Wed.	ESPNU	*North Carolina State	Convocation Center	7:00 p.m.
Feb. 12	Sun.	FSN	*North Carolina	Convocation Center	8:00 p.m.
Feb. 16	Thurs.	RSN	*@ Boston College	Chestnut Hill, Mass.	7:00 p.m.
Feb. 19	Sun.	FSN	*@ Duke	Durham, N.C.	5:30 p.m.
Feb. 22	Wed.	ESPNU	*Virginia Tech	Convocation Center	7:00 p.m.
Mar. 1	Wed.	RJ	*@ Maryland	College Park, Md.	9:00 p.m.
Mar. 5	Sun.	RJ	*Florida State	Convocation Center	1:00 p.m.
Mar.9-12	Thurs.-Sat.		ACC Basketball Championship	Greensboro, N.C.	TBD

FSFL – Fox Sports Florida

FSN – Fox Sports Net

FSNW – Fox Sports Northwest

RJ – Raycom, Jefferson Pilot

RSN – Regional Sports Networks

DATES AND TIMES ARE SUBJECT TO CHANGE

All Time Eastern

\* - Atlantic Coast Conference game

# ● 2005-06 Season Preview

By Danny Izquierdo, SID Intern

Frank Haith did not know what to expect as he entered his first season as head coach at the University of Miami. The Hurricanes were venturing into a new conference, the Atlantic Coast Conference, their leading scorer and rebounder had graduated, their starting point guard and top freshman had transferred, and their top recruit decided to go elsewhere.

Not knowing just what to expect from a relatively young team that was coming off two straight losing seasons, the first-year coach guided Miami to one of the most surprising turnarounds in all of college basketball last season.

The Hurricanes finished 16-13 overall, went 7-9 in ACC play, defeated three ranked opponents, and earned their first postseason birth since the 2001-02 season.

While the start of last season was filled with vast amounts of uncertainty and unrelenting question marks, the Hurricanes and coach Haith enter this season with renewed optimism and high expectations.

Miami returns a young yet experienced nucleus from last season including 10 letterwinners and four starters, a top-15 recruiting class according to Scout.com, and a coach that was named the 2004-05 NABC District Coach of the Year and was a Naismith Award finalist.

"Last year everything was completely unknown," Haith said. "From who we were competing against, to knowing our players and them getting to know us as coaches, everything was a first."

With a year of experience under their belts the Hurricanes set out for the 2005-06 season with heightened expectations and hopes of returning to the NCAA Tournament for the first time since 2001-02.

"This year we go into the season with an understanding of what we are as a team and where we are at," Haith said. "We know our players and they know us. We know the league because we've been through it."

"I think going to the NCAA Tournament is a very attainable goal this season. We will definitely have the opportunity to prove that we do belong in the NCAA Tournament because of who we play. Now we have to go out and play the games and prove it."

Last season ended with back-to-back last second losses against Virginia (66-65) in the ACC Tournament and eventual NIT Champion South Carolina (69-67).

## The Backcourt

This season, the Hurricanes will once again look to a trio of guards who rank among the nation's best. All-ACC second-team selection and pre-season Wooden Award candidate Guillermo Diaz (18.6 points, 4.3 rebounds), honorable mention All-ACC selection Robert Hite (17.3 points, 5 rebounds) and Anthony Harris (12.4 points, 4.6 assists) return to Miami's starting lineup.

The Hurricanes' dynamic trio accounted for 67.5 percent of Miami's total points last season, highest of any trio in the ACC. They also ranked second in the conference with a combined average of 48.2 points per game.

"When you watch some of the great teams in college basketball over the years you see that having ball skills on the court at certain times of the game is critical," Haith said. "It is important to have guys on the floor who can make plays regardless of their size."

Diaz, a speedy, slashing shooting guard, finished second in the ACC in scoring and seemed to elevate his game when it mattered most. The Puerto Rico native scored 20 or more points in seven-of-the-nine games in which Miami played a ranked opponent.

Against premier competition, Diaz, a 6-2 junior, averaged 22.9 points, 4.4 rebounds and 2.2 steals per game. In addition to these gaudy numbers, Diaz shot 48 percent from the field against ranked teams as well as 41 percent from three-point range.

"Guillermo obviously had a great year last season but I am so proud of the fact that he matured a lot during the season, to the point where he is one of our captains this season," Haith said. "I think his role this season will be even bigger because he will have to take more of a leadership role and he is ready to do that."

While Diaz and Hite score the bulk of the Hurricanes' buckets, it is Harris that serves as the floor general, averaging almost a handful of assists a game. Harris did not play a whole lot prior to last season and was a pleasant surprise for the Hurricanes.

While making sure to distribute the ball, which helped him rank fifth in the conference in assists, Harris still managed to finish third on the team in scoring.

Hite, a senior, is back for his final season sporting the orange and green of Miami. The Cincinnati native hopes to build upon a season that saw him average 17.3 points and crack the 1,000-point mark for his career.


In addition to the career milestone, Hite also recorded his best three-point field goal percentage as a Hurricane, 38.1 percent, and tallied a career-high 38 points against Florida Atlantic.

"Rob started out great and when you have those types of numbers early in the season you become someone who teams mark on the scouting report," Haith said. "Rob has worked hard to get open and get those shots."

Reserve guard Eric Wilkins provides relief for the starting backcourt while bringing some defensive intensity on the perimeter. Last season Wilkins played in all of Miami's 29 games, and has played in 87 games during his career. While he is known as one of the Hurricanes' top man-to-man defenders, he can also score as evident by his career high 19 points against Virginia Tech two years ago.



Senior Robert Hite



Junior Guillermo Diaz





## ● Season Preview

In addition to these returning contributors, coach Haith is also expecting big things from point guard Denis Clemente (Miami Calusa Prep) as well as swingman Brian Asbury (South Miami). The dynamic freshmen duo out of Miami will provide immediate depth off the bench for the Hurricanes.

Clemente, a speedster, was first team all-state as well as the class 1A Florida player of the year, while averaging 33.5 points as a senior. "Denis Clemente gives us a point guard that has great court vision and speed," Haith said. "He is a guy who can score but can also play-make."

In addition to the floor general in waiting, Miami has also added Asbury, a 6-7 swingman from a high school that is literally blocks away from UM's campus. Asbury, who averaged 20 points and eight rebounds in Florida's toughest classification, was a first team all-state selection by the Florida Sport's Writer's Association. While leading his team to the state championship game, Asbury was also ranked No. 65 nationally by both Rivals.com and Scout.com.

"Brian Asbury gives us a big guard. He's 6-7 with long athletic ability who can guard bigger wing players," Haith said.

### The Frontcourt

Leading the Hurricanes' frontcourt is 6-9 junior forward Anthony King, who returns to man the paint after starting all 29 games last season. Last season King established a UM single-season record for blocked shots (86) including a school and ACC record 13 blocked shots against Florida Atlantic.

King, who contributed 6.3 points per game, was a defensive force last season (8.0 rebounds and 2.9 blocks) and was named to the All-ACC defensive team. The 6-9 native of Durham, N.C. posted 10 double-digit rebound performances, including a 19 board game against Wofford and a 14 rebound effort versus Virginia in the ACC Tournament.

"Anthony King gives us a post presence in terms of blocking shots on the defensive end, but we would also like to see him do more on the offensive end," Haith said. "We would like him to be more assertive offensively, and if you look at his progress last season he became a better offensive player as the year went on."

"He became more comfortable with his footwork and his technique."

Haith attributes a great deal of the team's success to the emergence of Harris and King, two relative unknowns with limited playing experience prior to last season.

"When I look back at our success last season I look at two things," Haith said. "Guillermo Diaz and Rob Hite obviously had good years, but everyone expected them to be good players. I look at the development of Anthony King and Anthony Harris as the reason we had great success last season."

Also returning to help Miami in the paint is senior Gary Hamilton. The 6-10 Los Angeles native came off the bench last season to rank 14th in the ACC in rebounding (6.3) as well as eighth in the league in offensive rebounding (2.76).

Also aiding the frontcourt is Raymond Hicks, a 6-7, 230 pound forward, whose role is expected to increase significantly this season. Last season Hicks played 23 games for the Hurricanes and posted impressive marks in field goal percentage (50 percent) and three-point percentage (57.1 percent).

Along with Hicks, who posted a career high six rebounds against eventual national champion North Carolina, will be two highly touted freshman expected to contribute size and depth to the Hurricanes.

Jimmy Graham, a muscular 6-8, 245 pound forward from Goldboro, NC, brings some size as well as a physical presence in the post. Graham, considered one of the nation's top frontcourt prospects, averaged 20.7 points, 13.8 rebounds and 4.6 blocks as senior. He was considered by Rivals.com to be the 60th best prospect in the nation.

"Jimmy Graham gives us a physical presence," Haith said. "He has good strength and good size at 6-8, 245 and is very physical."

Rounding out the Hurricanes list of top-100 recruits is Pembroke Pines Flanagan High's Adrian Thomas. Thomas, a 6-7 forward, averaged 24.2 points, 14.9 rebounds and 2.3 blocks per game as a senior and was named the Sun-Sentinel's 6A-5A-4A Player of the Year for the second consecutive season. A Street and Smith's honorable mention All-American, Thomas was ranked as the 47th overall prospect by Basketball News.

"Adrian Thomas is a 6-7 combo player who is really athletic," said Haith. "We didn't have a lot of athleticism in the post last season and he certainly gives us that."

### The Schedule

The University of Miami men's basketball team will play 14 games against teams that reached postseason last season.

Miami opens its 2005-06 season at the BCA Classic hosted by the University of Washington, November 13-15, in Seattle, Wash. Miami will face Texas-Arlington in the opening round. Host Washington won the Pac-10 tournament title last season and was a No. 1 seed in the 2005 NCAA tournament. Others competing in the eight team tournament include Air Force, Morgan State, UNC Greensboro, Northern Arizona and Wisconsin-Green Bay.

"This season's schedule will be a tough test as we continue to build this basketball program," said head coach Frank Haith. "Our non-conference games against Temple and Michigan on the road, Louisville in the Orange Bowl Classic, and Florida here at home should help prepare us for the always difficult ACC schedule, which got even tougher this season with the addition of Boston College."

Miami opens its 2005-06 home schedule against Morgan State on November 19. Miami's difficult non-conference schedule includes trips to Temple (Nov. 27) and Michigan (Nov. 29), a battle against Florida at the Convocation Center (Dec. 22), and match-up with Final Four participant Louisville in the Orange Bowl Basketball Classic, December 31, at the National Car Rental Center in Sunrise, Fla.

Miami opens ACC play at North Carolina State on December 18. The Hurricane's ACC home opener will be against Maryland on January 7 at the Convocation Center.

Miami's ACC home schedule is highlighted by a visit from the defending NCAA champion North Carolina Tar Heels on February 12. Other ACC teams making the trip to Coral Gables this season include Clemson (Jan. 18), Boston College (Jan. 21), Wake Forest (Jan. 31), North Carolina State (Feb. 8), Virginia Tech (Feb. 22) and Florida State (Mar. 5).

The Hurricane's ACC road schedule includes games at North Carolina (Jan. 14), Virginia (Jan. 24), Florida State (Jan. 29), Georgia Tech (Feb. 4), Boston College (Feb. 16), Duke (Feb. 19) and Maryland (Mar. 1).

# ● Hurricane News & Notes

## Miami Reaches Post Season:

The University of Miami's selection to the 2005 National Invitation Tournament marked the Hurricanes' first post-season appearance since the 2001-02 season. Miami made its 12th post-season appearance overall (5 NCAA, 7 NIT) and its eighth in the last 11 seasons. Head coach Frank Haith became just the second coach in Miami history to take the Hurricanes to the post season in his first season as head coach.

## Rocking the Convo:

The University of Miami recorded five sellouts in ACC play last season (NC State, Duke, Maryland, Wake Forest, Georgia Tech) and had an average attendance of 6,378 in eight league games. Miami average attendance in ACC games marked a 95% increase from 2003-04.

## Hurricane Recruits Ranked 13th:

Miami incoming class of 6-7 swingman Brian Asbury (South Miami), 6-0 point guard Denis Clemente (Miami Calusa Prep), 6-8 forward Jimmy Graham (Goldboro Charis Prep) and 6-7 forward Adrian Thomas (Pembroke Pines Flanagan) is ranked 13th in the nation by Scout.com. The three South Florida signees mark the most in one UM recruiting class since the rebirth of the program in 1985-86.

## Hurricanes Win State Title:

The University of Miami was a perfect 6-0 against Florida schools last season. If you include the Hurricanes' exhibition win over Barry, Miami was actually 7-0. Miami is 302-145 (.676) against teams from the state of Florida. Miami has won 37 of its last 41 games against Florida schools dating back to the 1992-93 season. Miami has won seven straight games against in-state opponents.

## Miami vs. Florida Schools in 2004-05:

Date	Results	Location
Nov. 4. ....	*MIAMI 73, Barry 55	UM
Nov. 29. ....	MIAMI 84, FAU 68	UM
Dec. 4. ....	MIAMI 72, Florida 65	UF
Dec. 7. ....	MIAMI 80, FIU 67	FIU
Dec. 18. ....	MIAMI 81, Stetson 50	UM
Jan. 15. ....	MIAMI 64, FSU 63	UM
Feb. 22. ....	MIAMI 65, FSU 49	FSU

\*Exhibition game

## Hite Reaches 1,000:

Rob Hite recorded 17 points against Virginia Tech last season to become the 27th player in UM history to score 1,000 career points. Hite currently ranks 20th on UM's career scoring list with 1,159 career points. Miami's all-time leading scorer is Rick Barry who recorded 2,298 points from 1962-65.

## Playing His Best Against The Best:

Last season guard Guillermo Diaz played his best when facing the best. Miami faced nine ranked teams last season and in those games Diaz he averaged 22.9 points, 4.4 rebounds and 2.2 steals per game. He shot 75-155 (.484) from the field against ranked teams including 26-63 (.413) from three-point range. Diaz scored 20-or-more points in seven of the nine games versus ranked opponents.

Opponent	Rank	Min.	FG	3FG	Reb	Stl	Pts
@ Florida	19/18	34	6-13	2-4	4	0	16
@ Georgia Tech	9/10	36	9-18	3-9	6	3	27
NC State	RV/24	33	9-17	5-9	6	1	26
Duke	4/4	38	11-23	3-7	7	2	25
@ North Carolina	6/6	35	11-19	4-9	5	4	30
@ Wake Forest	5/5	37	8-13	4-7	4	4	21
Maryland	22/24	40	7-19	4-10	4	4	27
Wake Forest	5/5	30	8-16	0-2	2	1	20
@ Duke	6/6	31	6-17	1-6	2	1	14

## No Day At The Beach:

Miami has defeated at least one ranked opponent at home in nine of the last 10 seasons. Since 1994-95 the Hurricanes have knocked off 14 ranked teams at home. Miami is 3-3 against ranked teams in the Convocation Center.

## Miami's Leathal Weapon III:

Miami's three guard line-up of Guillermo Diaz (18.6 ppg), Robert Hite (17.3 ppg) and Anthony Harris (12.4 ppg) combined to average 48.2 points per game, or 67.5 percent (1398 of 2071) of the teams scoring last season.



Junior Anthony Harris



Junior Anthony King

# ● Hurricane News & Notes


## One of the ACC Elite:

Last season Guillermo Diaz established himself as one of the ACC's elite players. Diaz was the only player in the ACC to rank among the league leaders (conference games only) in scoring (2nd), field goal percentage (9th), free throw percentage (14th), three-point field goal percentage (14th) and steals (3rd). Here is how Diaz's numbers in conference games matched-up with the some of the league's top guards.


Player	Min.	PPG	RPG	APG	SPG	FG%	3FG%	FT%
Guillermo Diaz, UM	35.1	20.7	4.5	1.9	2.1	.456	.390	.695
J.J. Redick, DU	38.3	23.9	3.6	2.6	1.3	.415	.429	.925
Jarrett Jack, GT	36.6	16.9	4.4	4.6	1.9	.475	.415	.885
John Gilchrist, MD	34.2	13.4	5.6	5.3	0.8	.389	.392	.790
Raymond Felton, NC	33.1	13.1	4.3	6.4	2.4	.452	.406	.750
Chris Paul, WF	34.0	15.6	4.3	7.0	2.5	.463	.415	.822
Justin Gray, WF	29.9	17.4	2.9	1.5	1.1	.435	.373	.846

## ACC'S Top Scoring Trios:

The Miami trio of Robert Hite, Guillermo Diaz and Anthony Harris accounted for 67.5 percent of the team's scoring which was the highest of any scoring trio in the ACC last season. Duke's J.J. Redick, Daniel Ewing and Shelden Williams ranked second accounting for 67.3 percent (1739 of 2581) of the Blue Devils' scoring in 2004-05. In addition UM's guards were the second highest scoring trio in the ACC averaging 48.2 points per game. Duke (52.6 ppg) ranked first.



Senior Eric Wilkins



Senior Gary Hamilton



## Hitting The Offensive Glass:

Miami ended the season as the second-ranked offensive rebounding team in the ACC averaging 14.93 offensive rebounds per game. Maryland ranked first averaging 14.97 offensive rebounds per game. The Hurricanes took advantage of their second chance opportunities converting their 433 offensive rebounds into 434 total points, or one point per offensive rebound. Miami averaged 15.0 points per game off offensive rebounds or 21 percent of the team's scoring.

## 27 And Counting:

Miami guard Guillermo Diaz has scored in double-figures in 27 consecutive games. The streak is currently the longest in the ACC. Wake Forest's Eric Williams is second having scored in double-figures in 17 straight games.

## Current ACC Double-Figure Scoring Streaks:

27 .....	GUILLERMO DIAZ, Miami
17 .....	Eric Williams, Wake Forest
8 .....	Sheldon Williams, Duke
6 .....	ROBERT HITE, Miami

## The Dynamic Duo:

Miami guards Guillermo Diaz and Robert Hite etched their names into the record books as one of the greatest scoring tandems in UM history. Diaz (538 points) and Hite (501 points) are just the fifth duo in school-history, and the second since the rebirth of the program in 1985, to record 500 points apiece in the same season.

2004-05	Total	Avg.
Guillermo Diaz .....	538 .....	18.6
Rob Hite .....	501 .....	17.3
<b>1998-98</b>		
Tim James .....	557 .....	18.6
Johnny Hemsley .....	534 .....	17.8
<b>1967-68</b>		
Don Curnutt .....	635 .....	22.7
Rusty Parker .....	558 .....	19.9
<b>1963-64</b>		
Rick Barry .....	870 .....	32.1
John Dampier .....	521 .....	19.3
<b>1959-60</b>		
Dick Hickox .....	596 .....	22.1
Ron Godfrey .....	511 .....	18.9

## Holding Teams Under 100:

The University of Miami has always prided itself on playing tough defense. Over the last 15 seasons the Hurricanes have not allowed an opponent to reach the century mark, a streak of 430 games. The last team to reach the 100-point plateau was Miami (OH) on December 27, 1990 in a 101-99 double-overtime victory over UM at the Eastern Airlines Palm Beach Classic.

## ● Administration



### President Dr. Donna E. Shalala

Donna E. Shalala became the fifth President of the University of Miami on June 1, 2001. President Shalala is an accomplished scholar, teacher, and administrator whose career has been marked by a variety of leadership positions reflecting her interest in young people. She also is a big sports fan!

Shalala was influenced by her mother, Edna, a former nationally ranked tennis player, while growing up in Cleveland, Ohio. While attending college, she played tennis and still plays a competitive game of doubles. She also enjoys golf, skiing and other outdoor activities. "Sports gave me discipline," she said. "During the course of a year, I try to attend all of our sports, and I wish I could watch more of the games."

At a typical Hurricanes football game, Shalala spends the first quarter in the stands talking with students, and then she sits in her outdoor seats for a quarter. The rest of the time is spent in the boxes on what she calls business. "I'm talking to donors, I'm trying to raise money," she said. "I look forward to the day where I can sit down and watch an entire game from beginning to end. I can usually do that only at a bowl game."

In 1987 President Shalala, a distinguished political scientist, became the first woman chancellor of a Big Ten university, the University of Wisconsin-Madison. She led what was then the nation's largest public research university. In 1992 *Business Week* magazine named her one of the top five managers in higher education.

President Shalala's success at Wisconsin was reflected in athletics as well. She hired a new football coach, recruiting Barry Alvarez from Notre Dame. Four years later, Wisconsin won the Big Ten football championship and represented its conference in the Rose Bowl for the first time in 30 years. President Shalala served on the first Knight Commission, a committee to review college athletics, and has served on the board of the National Collegiate Athletic Association Foundation.

In 1993, Shalala was named U.S. Secretary for Health and Human Services (HHS) and served for eight years, becoming the nation's longest-serving HHS Secretary.

In 1999 she spearheaded the United Way campaign for federal employees that raised a record \$44 million for local and national charities. In 2000 she led the official U.S. delegation to the Olympics in Sydney, Australia. At the end of her tenure as HHS Secretary, *The Washington Post* described her as "one of the most successful government managers of modern times."

As President of the University of Miami, President Shalala presides over one of the most successful college athletic programs in the country. The Hurricanes football program consistently ranks in the top of the polls. In 2001 the baseball team won its fourth College World Series and the football team won its fifth national championship. In 2003 the men and women's basketball teams began play in a new, on-campus facility, the Convocation Center. Other Hurricane sports—from golf to tennis—have also earned national recognition.

As to the future of UM athletics, Shalala said, "We have to make sure that we have first-class facilities and coaches. We need substantial fan support for all of our sports to be able to maintain them at the highest competitive levels. All of our sports deserve strong support. We have to make sure we have enough opportunities for young women and men. Compliance will always demand our attention. We have people of great integrity. I believe our biggest challenge is not getting complacent about our programs, and investing in women's sports at the same level as men's sports."

For a sports fan like President Shalala, there is no better place to call home than the University of Miami.

### Career Highlights

2001-2005 . . . President, Professor of Political Science,  
University of Miami  
1993-2000 . . . Secretary,  
U.S. Department of Health and Human Services  
1987-1993 . . . Chancellor,  
University of Wisconsin-Madison  
1980-1987 . . . President, Hunter College of the City University  
of New York  
1977-1980 . . . Assistant Secretary for Policy Development and  
Research, U.S. Department of Housing and Urban  
Development  
1975-1977 . . . Director and Treasurer of the Municipal  
Assistance Corporation for the City of New York  
1972-1979 . . . Professor and Chair, Program in Politics and  
Education, Teachers College, Columbia University  
1970 . . . . . Ph.D., Syracuse University  
1962-1964 . . . U.S. Peace Corps Volunteer, Iran  
1962 . . . . . A.B. Western College for Women

**"Our challenge is to maintain the level of excellence in athletics. The road to getting there is one thing. The real test is whether you can stay on top. The genius of the Miami football program is that we have done that year after year. Lots of teams can win the national championship. Maintaining excellence, that's what we have to do better than anyone else in Division I."**

— President Donna E. Shalala

## ● Administration



### Director of Athletics Paul Dee

Paul Dee has served as Director of Athletics since 1993. Prior to his appointment, Dee had served the University as its Vice President and General Counsel beginning in 1981.

During his tenure as Director of Athletics, Dee has focused the efforts of the Athletic Department on four major points of emphasis: 1) the success of its programs; 2) the development of its student-athletes, both athletically

and academically; 3) the quality of its staff; and 4) the improvement of facilities. The department has achieved success in each of these areas.

### Program Success

During Dee's tenure as Director of Athletics, the University of Miami has won three team national championships (baseball in 1999 and 2001, football in 2001).

Prior to joining the Atlantic Coast Conference on July 1, 2004, Miami was a dominant program in the Big East Conference, winning 34 league titles between 1993 and 2004. Included in those league championships were eight football titles, eight women's tennis titles, seven men's tennis titles, six Big East women's outdoor track and field championships, two women's indoor track, and one title in men's basketball, women's basketball and men's swimming and diving.

In their inaugural year in the Atlantic Coast Conference, UM teams won conference championships in women's indoor and outdoor track, and the women's tennis and volleyball teams finished in second place. The football team finished in third place, and the men's basketball program had a resurgence under new head coach Frank Haith.

Under Dee's supervision, the University of Miami athletic department has added full scholarship programs in women's soccer, women's volleyball and women's rowing, and the university will begin playing women's lacrosse in 2007.

### Student-Athlete Success

University of Miami student-athletes have continued to achieve academically. UM student-athletes have shown consistent improvement in grade-point average and graduation rates over the last decade.

Perhaps the most successful scholar-athlete of the last decade at UM was football offensive tackle Joaquin Gonzalez, who earned the 2001 HealthSouth Draddy Award (the "Academic Heisman"), in addition to earning first-team All-America honors on the field in 2000 and 2001.

### Quality of Staff

Miami coaches have been widely recognized by their peers as some of the nation's best. The current UM coaching staff has earned a combined 18 National Coach of the Year honors, including nine by diving coach Randy Ableman, four by baseball coach Jim Morris, three by football coach Larry Coker, and two by women's golf coach Lela Cannon.

### Improvement and Expansion of Facilities

Since 1993, the University of Miami athletic program has seen an almost complete makeover of its athletic facilities. During that period, Dee has overseen the following facility projects:

- Construction of a new football field at Greentree Fields
- Construction of Cobb Stadium (track and soccer)
- Renovation of football locker and equipment rooms

- Renovation of the athletic training room
- Renovation of the athletic department offices
- Construction of the academic study hall facility
- Construction of the weight training facility
- Construction of the football meeting rooms
- Construction of locker rooms for track, soccer and volleyball
- Construction of the Convocation Center for basketball
- The start of construction in 2005 of Alex Rodriguez Park for baseball

### A Commitment To A Well-Rounded Program

Dee believes intensified fundraising efforts and developing stronger interest in women's sports are vital to ensuring the future success of the Hurricanes' program.

### National Influence

During his 12 years as Director of Athletics, Dee has been active in professional activities. Dee has served on several NCAA committees, including the Committee on Certification and the Management Council. He is currently a member of the Committee on Infractions.

### Before Miami

Before joining the University of Miami, Dee was with the Miami law firm of Mershon, Sawyer, Johnston, Dunwoody & Cole and was a law clerk for Chief U.S. District Judge Charles Fulton in Miami. He received his bachelor of arts degree from the University of Florida in 1970 and his master's of education and juris doctor degrees with honors from the University of Miami in 1973 and 1977, respectively.


Dee has a son, Terrance, who practices law in Miami.

**"We want to be successful in all ways at the University of Miami. We want to win, but winning has many meanings for us. Competition is one way we can win. We also want to graduate our student athletes, build character, and develop young people to their fullest potential. We want to win with quality coaches, players and staff."**

— Athletic Director Paul Dee



## ● Athletic Administration



**PETE GARCIA**  
Senior Associate Athletic  
Director for External  
Operations



**CONNIE NICKEL**  
Associate Athletic Director for  
Internal Operations/SWA



**ROGER BELL**  
Associate Athletic Director for  
Academic Services



**TONY HERNANDEZ**  
Associate Athletic Director for  
Compliance and Support  
Services



**PENNI KEY**  
Associate Athletic  
Director/Assistant to the AD



**DAWN REYNOLDS**  
Associate Athletic Director for  
Business Operations



**STACEY BUNTING-  
THOMPSON**  
Assistant Athletic Director for  
Tickets Operations



**DAVID LOVELL**  
Assistant Athletic Director for  
Marketing and Promotions



**MARK PRAY**  
Assistant Athletic Director for  
Communications



**DICK SAPARA**  
Assistant Athletic Director for  
Ticket Sales



**DAVID SCOTT**  
Assistant Athletic Director for  
Facilities and Operations



### **Dr. Clyde B. McCoy** Faculty Athletic Representative

Clyde B. McCoy, Ph.D. has served the University of Miami in various capacities for more than a quarter of a century.

In this role as Faculty Athletic Representative, Dr. McCoy is responsible for ensuring academic integrity, facilitating institutional control of intercollegiate athletics and enhancing the student-athlete experience, as well as representing the University to the NCAA. Dr. McCoy has established drug education, testing and treatment programs that serve as a model for colleges and universities throughout the United States.

During his tenure at the University he has established a successful career and international reputation in research, teaching and administration. He has been honored as a Distinguished Alumni at the University of Cincinnati, and Most Outstanding Faculty Athletic Representative by the American Football Foundation and is proud to be a member of UM's Iron Arrow and Phi Beta Delta, Honor Society for International Scholars.



Head Coach Frank Haith



# ● Head Coach Frank Haith



On April 12, 2004 Athletic Director Paul Dee named Frank Haith as the University of Miami's 11th head men's basketball coach.

Haith was given the task of leading the Hurricanes into the Atlantic Coast Conference, and in his first season took a Miami program that was picked to finish last in the conference in the preseason ACC media poll and led it to the post-season for the first time since 2002.

The remarkable turnaround included a 16-13 overall record, seven league wins, three wins over ranked opponents and a berth in the

National Invitation Tournament.

Haith was honored as the National Association of Basketball Coaches District Coach of the Year and was a finalist for the Naismith National Coach of the Year Award.

Success, however, is something that has followed Haith where ever he has coached. In his 15 seasons as an assistant at the collegiate level, he was a part of programs that won one NIT Championship, advanced to the NCAA Sweet Sixteen three times, reached one Elite Eight and one Final Four.

While an assistant he recruited six McDonald's All-American's including Rodney Rodgers (Wake Forest, 1990), Jerald Brown (Texas A&M, 1995),

## Haith McDonald All-American Recruits

Rodney Rodgers (Wake Forest, 1990)

Jerald Brown (Texas A&M, 1995)

Brad Buckman (Texas, 2002)

LaMarcus Alridge (Texas, 2004)

Daniel Gibson (Texas, 2004)

Michael Williams (Texas, 2004)

Brad Buckman (Texas, 2002), LaMarcus Alridge (Texas, 2004), Daniel Gibson (Texas, 2004) and Michael Williams (Texas, 2004), and coached six players that are in the NBA including T.J. Ford (Milwaukee Bucks), Joshua Howard (Dallas Mavericks), Chris Owens (Memphis Grizzlies), Darius Songaila (Sacramento Kings), Calvin Booth (Seattle Sonics) and Rodney Rogers (New Jersey Nets).

Prior to taking over at Miami, Haith spent three seasons at the University of Texas under head coach Rick Barnes, where he was promoted to Associate Head Coach in April 2003. In his three seasons in Austin, Haith helped guide Texas to its winningest three-year period in school-history.

"I don't think that Miami could be getting a better family than the Haith family to lead their basketball program into the Atlantic Coast Conference," said Barnes. "I've been fortunate to be around a lot of good people in this business, and Frank is right at the top of this list. The fact that he grew up in ACC territory, he understands where the Miami program is right now and what has to be done. People talk about work ethic, recruiting and leadership when they talk about coaches. What Miami will soon learn is they just got the whole package. I see this hire as a great fit and I wish Frank and his family the best as they move on."

During his tenure with the Longhorns they recorded a 73-27 (.730) record while advancing to the NCAA Sweet Sixteen in 2002 and 2004, and the Final Four in 2003. The 2002-03 season marked UT's first appearance in the Final Four since 1947.

Texas was one of only five school's to reach the Sweet Sixteen from

## Coaching Experience

2004 ..... Head Coach, University of Miami  
2003-04 ..... Associate Head Coach, University of Texas  
2001-03 ..... Assistant Coach, University of Texas  
1997-01 ..... Assistant Coach, Wake Forest  
1996-97 ..... Associate Head Coach, Texas A&M  
1995-96 ..... Assistant Coach, Penn State  
1992-95 ..... Assistant Coach, Texas A&M  
1990-92 ..... Assistant Coach, UNC-Wilmington  
1989-90 ..... Grad. Assistant Coach, Wake Forest  
1988-89 ..... Assistant Coach, Elon College  
1985-88 ..... Student Assistant, Elon College

## Education

1988 ..... Bachelors' Degree in Physical Education,  
Elon College



Frank Haith with his wife Pam, son Corey and daughter Brianna.



# ● Head Coach Frank Haith

2002-04 joining Connecticut, Duke, Kansas and Pittsburgh. Prior to Haith joining the Texas staff the Longhorns had never made consecutive Sweet Sixteen appearances.

Haith, who was named Rivals.com Recruiter of the Year in 2004, was responsible for recruiting the No. 1 recruiting class in the country in 2004 including commitments from McDonald's All-Americans Alridge, Gibson and Williams.

Haith was no stranger to the ACC. One month prior to coming to Texas, Haith had joined Dave Odom's staff at the University of South Carolina after spending the previous four seasons under Odom at Wake Forest.

"Frank was on my first staff at Wake Forest," said Odom. "He quickly gained my respect and the respect of his fellow staff members as a person

## Haith Coached Players In The NBA

T.J. Ford (Milwaukee Bucks)  
 Joshua Howard (Dallas Mavericks)  
 Chris Owens (Memphis Grizzlies)  
 Darius Songaila (Sacramento Kings)  
 Calvin Booth (Seattle Sonics)  
 Rodney Rogers (Philadelphia 76ers)  
 Royal Ivey (Atlanta Hawks)  
 James Thomas (Philadelphia 76ers)

who gave everything and asked for nothing in return. In his time with me, and I suspect his other stops along the way, he has been involved in very phase of building a successful basketball program: academics, recruiting, coaching, fundraising, scheduling, etc. and thus he is uniquely qualified to lead the University of Miami basketball program. I look forward to following his team's progress as they begin their first season in the Atlantic Coast Conference. I'm very proud of Frank and all his

accomplishments. I am happy for Frank, his family and the University of Miami and wish them all the best."

While at Wake Forest, Haith was instrumental in helping lead the Demon Deacons to four consecutive postseason tournament appearances, including an NCAA first round showing in 2000-01. He also helped Wake Forest secure one of the nation's Top 10 recruiting classes during the 1999-2000 campaign.

The Deacons registered a 74-53 (.583) mark during Haith's four seasons in Winston-Salem. Wake Forest advanced to the Postseason NIT second round in both 1997-98 and 1998-99, before its youthful squad in 1999-00 posted a 22-14 mark en route to capturing the Postseason NIT championship.

Prior to joining the staff at Wake Forest, Haith served one year as the associate head coach at Texas A&M (1996-97). He spent one season (1995-96) as an assistant coach at Penn State, helping the Nittany Lions to a 21-7 record. Penn State was ranked as high as No. 9 in the national polls before placing second in the Big Ten Conference regular-season standings and earning the school's first NCAA

Tournament bid in 31 years.

Haith worked three years (1992-93 to 1994-95) as an assistant coach at Texas A&M and helped the Aggies secure back-to-back recruiting classes that were ranked in the Top 30 in the country during his final two seasons in College Station. In 1993-94, Texas A&M posted a 19-11 mark, finished second in the Southwest Conference regular-season standings and reached postseason play (NIT first round) for the first time in seven years.

He started his full-time coaching career by serving two years as an assistant at UNC-Wilmington (1990-91 to 1991-92). He also worked as a gradu-

ate assistant coach at Wake Forest for one season (1989-90) during Odom's first year in Winston-Salem.

Haith graduated from Elon College in North Carolina in 1988 with a Bachelor's Degree in Physical Education. A Dean's List student, he served as a student assistant coach for two years. Following graduation, Haith worked as a part-time member of the Elon coaching staff while teaching in the public schools at nearby Western Middle School. During his three-year association with the Elon coaching staff, the Fighting Christians (now called the Phoenix) enjoyed two 20-win seasons.

Born on November 3, 1965, Haith is a native of Queens, N.Y. but grew up and went to high school (Western Alamance) in Burlington, N.C. He and his wife, Pam, have one son, Corey, and a 15-month old daughter Brianna.

## 2004-05 Accolades

- NABC District 6 Coach of the Year.
- First Coach in Miami history to be honored as the District Coach of the Year.
- Naismith National Coach of the Year Award Finalist.
- Second most wins by a first year coach in UM history (16).
- Second head coach in UM history to take his team to the post season in his first year.
- Coached Miami to three wins over ranked opponents.
- Guided Miami to a 16-13 overall record, its first winning season since 2001-02.
- Guided Miami to its first post season appearance since 2001-02.



**Coach Haith with Miami Heat center Shaquille O'Neal.**



# ● Head Coach Frank Haith

## On what interested him in the Miami job:

"The level of the job definitely interested me. I grew up in ACC country and it was always a dream of mine to coach in this league. It's a chance to coach against the best coaches in the greatest league in America."

## On ACC style of basketball:

"It is a high level of basketball. The talent in this league is incredible. The coaches are Hall of Fame coaches, and the enthusiasm and interest from the students and fans is extremely passionate."

## On this season compared to last season:

"Last year everything was completely unknown. We had to get to know our players and they had to get to know us as coaches. We didn't know our personnel or what style of play would give us the best chance to be competitive. This year we go into the season with an understanding of who we are as a team."

## On his philosophy of coaching:

"I am a very hands on type of coach. Communication is very important to me. My teams are going to know exactly what I expect from them."

## On his style of play:

"The easy answer would be I want to play up tempo. But I want to play a style that gives us the best chance to win."

## On the team's goal to reach the NCAA Tournament:

"I think going to the NCAA Tournament is a very attainable goal this season. Our schedule will definitely give us the opportunity to prove that we belong in the NCAA tournament."

## On what he learned last season:

"As a coach you are always learning. I don't know that I can point to one specific thing I learned, there were a number of things. How to communicate with certain guys, how to prepare your team from game to game, all those things were trial and error for me."

## On his philosophy of recruiting:

"I don't look at it as recruiting, I look at it as building relationships. I try to get to know the people and I try to do a good job of getting them to know me. I don't know if that is really a philosophy but that is the way I've been my whole career."

## On the support of his wife Pam:

"She has been incredible. She has been a confidant, a supporter, a motivator and a tremendous encouragement. There were times during my career that I would get frustrated but she would tell me that good things were going to happen to me and that I just needed to be patient."


## On where he envisions the program being in five years:

"I expect this program to be a top-25 program year-in and year-out. It has that type of potential. It can be the type of program that the fans and community can be proud of. Because of the league, the new arena, the city and the academics here I think we can build a program that can be very competitive in the ACC."



**Coach Haith with Miami Heat guard Dwayne Wade.**

**Frank Haith was named Miami's new head coach on April 12, 2004.**



## ● Assistant Coach Jorge Fernandez



Jorge Fernandez, a Miami native, enters his second season as a fulltime assistant coach with the Hurricanes basketball program. Fernandez, who is entering his 10th season as an assistant in the collegiate basketball ranks, served as a graduate assistant at Miami for two seasons under head coaches Bill Foster (1989-90) and Leonard Hamilton (1990-91).

Last season Fernandez helped the Hurricanes record one of the nation's most surprising turnarounds. Miami, which was picked to finish last in the ACC, posted a 16-13 overall record including seven league wins, three wins over ranked opponents and a berth in the National Invitation Tournament.

Fernandez, who was named one of the nation's top-25 recruiters by Rivals.com, was instrumental in landing this season's freshmen class which ranks as high as 13th in the nation.

Fernandez returned to Miami after spending the last two seasons as an assistant at the University of South Alabama.

Prior to joining the South Alabama staff, Fernandez spent seven years (1995-2002) as an assistant coach at the University of Central Florida where he worked under coach Kirk Speraw. During his tenure with the Golden Knights, Fernandez helped guide UCF to 93 victories and an appearance in the 1996 NCAA Tournament.

While at UCF, Fernandez coached forward Joey Graham as a freshman and sophomore from 2000-02. Graham was the 16th overall pick by the Toronto Raptors in the 2005 NBA Draft.

Fernandez began his coaching career in 1988 as an assistant at Barry University in Miami, Fla.

He earned his undergraduate degree in finance from Stetson University in 1985 and played four seasons for long-time Hatters coach Glenn Wilkes. Fernandez was the Hatters' MVP his senior year.

After earning his master's degree in sports administration at Miami in 1991, he accepted his first head coaching job at Miami's Coral Park High School, where he turned the program into a winner in just two short years. In 1994 he moved to Miami's Southridge Senior High where he led the program to a 17-11 overall record in 1994-95.

Fernandez was born in New York but moved to the Miami area as a youth. He attended Miami's Killian High where he was an all-state selection and a two-time team MVP.

Fernandez is married to the former Sol Maritza Casiano.

### Coaching Experience

2004 ..... Assistant Coach, University of Miami  
 2002-04 ..... Assistant Coach, University of South Alabama  
 1995-02 ..... Assistant Coach, University of Central Florida  
 1994-95 ..... Head Coach, Miami Southridge Senior High School  
 1992-94 ..... Head Coach, Miami Coral Park Senior High School  
 1989-91 ..... Graduate Assistant Coach, University of Miami  
 1988-89 ..... Assistant Coach, Barry University

### Playing Experience

1981-85 ..... Four-year letterman, Stetson University  
 1984-85 ..... Team MVP

### Education

1991 ..... Master of Science in Education –  
 Sports Administration, University of Miami  
 1985 ..... Bachelor's Degree in Business Administration -  
 Finance, Stetson University



Jorge Fernandez with his wife Maritza

## ● Assistant Coach Michael Hunt



Michael Hunt enters his second season as a member of the University of Miami coaching staff.

Last season Hunt helped the Hurricanes record one of the nation's most surprising turnarounds. Miami, which was picked to finish last in the ACC, posted a 16-13 overall record including seven league wins, three wins over ranked opponents and a berth in the National Invitation Tournament.

Prior to joining the UM coaching staff, Hunt spent three seasons as the head coach at Towson University. During his tenure he guided the Tigers to a 23-63 record. His 11-18 record during his inaugural season marked the best record by a Towson coach in his first season.

That season the Tigers finished in a tie for sixth in the Colonial Athletic Conference despite being picked to finish last in the preseason poll, and ended long losing streaks Drexel (15 games), Delaware (12 games) and Hofstra (11 games). In 2002-03 Hunt led Towson to its first CAA conference tournament victory with a 70-65 win over William and Mary.

Prior to taking over at Towson, Hunt served four seasons as an assistant coach at the University of Georgia where he helped put together a top-five recruiting class in 1998. During his tenure at Georgia he help guide the Bulldogs to a National Invitational Tournament appearance in 1998 and an NCAA Tournament berth in 2001.

Hunt was an assistant at the University of Tennessee from 1994-97. In his three seasons in Knoxville Hunt was instrumental in rebuilding the Volunteer program assisting in the recruiting of three straight top-20 recruiting classes. Two of those classes were ranked among the top-10 nationally while one class was ranked among the top-five in the nation.

Hunt also served on the coaching staffs at Fordham University (1992-94) and Towson State University (1988-92). While an assistant at Towson, Hunt helped guide the Tigers to a 73-47 record, three consecutive East Coast Conference Championships and NCAA Tournament appearances in 1990 and 1991.

Hunt began his coaching career as a graduate assistant coach at Florida State University from 1986-88. During his two seasons in Tallahassee the Seminoles registered a 38-22 record including an NIT and NCAA Tournament appearance.

Hunt earned a Bachelor of Arts degree in Political Science from Furman University in 1985. He received a Master of Science in Athletic Administration from Florida State University in 1988.

Hunt and his wife Sonja have two children: Austin and Ashley.

### Coaching Experience

2004 ..... Assistant Coach, University of Miami  
 2001-04 ..... Head Coach, Towson University  
 1997-01 ..... Assistant Coach, University of Georgia  
 1994-97 ..... Assistant Coach, University of Tennessee  
 1992-94 ..... Assistant Coach, Fordham University  
 1988-92 ..... Assistant Coach, Towson State University  
 1986-88 ..... Graduate Assistant Coach, Florida State University

### Playing Experience

1979-83 ..... Four-year letterman, Furman University

### Education

1988 ..... Master of Science in Athletic Administration,  
 Florida State University  
 1985 ..... Bachelor of Arts in Political Science,  
 Furman University



Michael Hunt with his wife Sonja, daughter Ashley and son Austin.

## ● Assistant Coach Billy Kennedy



**B**illy Kennedy is entering his first season on the Hurricanes' coaching staff.

Kennedy comes to Miami having spent the last six seasons as the head coach at Southeastern Louisiana University in Hammond, Louisiana.

Last season Kennedy guided the Lions to a 24-9 record, the best record in school history, their second consecutive Southern Conference regular season title (13-3), the Southland

Conference tournament championship and a trip to the NCAA Tournament.

Following the season Kennedy was named Coach of the Year by the Louisiana Sports Writers Association and the Louisiana Association of Basketball Coaches, and was honored as the District 8 Coach of the Year by National Association of Basketball Coaches marking the second consecutive season he was honored by all three organizations.

Over the last two seasons Kennedy, who was named the 2003-04 Southland Conference Coach of the Year, guided Southeastern Louisiana to its first back-to-back 20-win seasons in school history. The Lion's 44-18 record over the last two seasons was the best among Louisiana schools during that period.

During Kennedy's tenure the Lions became known for their tenacious defense and the 2004-05 season was no exception as the Lions ranked No. 1 in the Southland Conference in scoring defense (55.8) and turnover margin (+3.70), ranked second in field goal percentage defense (.417) and was third in steals (9.09).

Prior to taking over at Southeastern Louisiana, Kennedy spent two seasons (1997-99) as head coach at Centenary College in Shreveport, La. Kennedy was able to turn the Centenary program around in just two seasons taking it from only six wins in 1997-98 to a 14-14 overall record his final season, its first non-losing season in five years. In 1998-99 the Gents finished 9-7 in TAAC play finishing fourth in the 11-team league and won their first postseason game in five seasons.

A native of Metairie, La., Kennedy spent 11 seasons as an assistant coach at seven Division I schools, including stops at Tulane, New Orleans, Northwestern State, Wyoming, Texas A&M, Creighton and the University of California.

Kennedy earned a solid reputation as a recruiter while an assistant at California where three of his classes were considered among the best in the nation. Kennedy recruited Shareef Abdur-Rahim, who went on to be a lottery pick by the Vancouver Grizzlies and is now an NBA All-Star with the Portland Trailblazers. He also coached Tony Gonzalez, a Pro Bowl tight end with the Kansas City Chiefs and Jason Kidd, a perennial NBA All-Star who led the New Jersey Nets to a pair of NBA Finals appearances.

Kennedy was a star basketball player at Holy Cross, and played one year at Delgado Community College in New Orleans before transferring to Southeastern Louisiana where he received his Bachelor's Degree in Social Studies in 1986.

Kennedy is married to the former Mary Ethredge and has four children.

### Coaching Experience

2005- ..... Assistant Coach, University of Miami  
 1999-05 ..... Head Coach, Southeastern Louisiana  
 1997-99 ..... Head Coach, Centenary College  
 1993-97 ..... Assistant Coach, University of California at Berkley  
 1991-93 ..... Assistant Coach, Creighton  
 1990-91 ..... Assistant Coach, Texas A&M  
 1989-90 ..... Assistant Coach, Tulane University  
 1988-89 ..... Assistant Coach, Northwestern State University  
 1987-88 ..... Assistant Coach, University of Wyoming  
 1986-87 ..... Volunteer Assistant Coach, Univ. of New Orleans  
 1985-86 ..... Student Assistant Coach, Southeastern Louisiana

### Playing Experience

1982-83 ..... Letterman, Delgado Community College

### Education

1986 ..... Bachelor's Degree in Social Studies,  
 Southeastern Louisiana University



*Billy Kennedy with his wife Mary, his daughter Lexie (15), son Brooks (10) and baby Anna Cate. His son Will (17) is not pictured.*

## ● Director of Basketball Operations Darren Cohen



**D**arren Cohen enters his second season as Director of Basketball Operations at the University of Miami.

In that capacity Cohen oversees the day-to-day administrative operations of the men's basketball program.

Cohen joined the Hurricane staff in 2004 having spent three and a half years serving as the Director of Operations at Double Pump, Inc., a sports event company in Chatsworth,

CA. Among his many duties at Double Pump, Cohen helped to initiate and procure the corporate sponsorship initiatives for companies like EA Sports, Gatorade, Turner Construction and Connor Sports Flooring.

He also organized the well regarded Athletic Director/Coaches retreat attended by over 300 collegiate administrators and coaches. Cohen directed all facets of the event including the mailing of invitations and travel arrangements for all guests, and was the primary liaison with the event's hotel headquarters with regards to catering, reservations and VIP accommodations.

From 1999 to 2001, Cohen served as the Director of Basketball Operations at the University of New Mexico. While at New Mexico, Cohen oversaw the day-to-day administrative operation of the men's basketball program, coordinated team travel, served as camp administrator, acted as a liaison between the coaches and senior athletic department administrators and coordinated the roles of the team managers.

Cohen graduated from St. John's University in 1998 with a Bachelor's degree in Sport Management. As a student at St. John's, Cohen served as a team manager during the 1996-97 men's basketball season before being promoted to senior manager prior to the 1997-98 campaign.

Cohen also worked in the New York Knick's organization serving as a Basketball Operations Assistant for one season (1996-97) as well as a basketball operations intern during the summers of 1993, 1994 and 1996.

### Experience

- 2004 ..... Director of Basketball Operations,  
University of Miami
- 2001-04 ..... Director of Operations, Double Pump, Inc.,  
Chatsworth, CA
- 1999-01 ..... Director of Basketball Operations,  
University of New Mexico
- 1996-97 ..... Basketball Operations Assistant, New York Knicks

### Education

- 1998 ..... Bachelor's Degree in Sport Administration,  
St. John's University





# ● Coord. of Basketball Operations Michael Schwartz



Michael Schwartz enters his first season as Coordinator of Basketball Operations at the University of Miami.

In that capacity Schwartz will coordinate video operations, including film breakdown and opponent scouting, supervise recruiting mail outs, and will serve as a liaison with the team's managerial staff.

Schwartz joins the Hurricane staff after spending last season as an assistant coach at the University of Texas San Antonio where he

helped guide the Roadrunners to a 15-13 overall record, including a 10-6 mark in Southland Conference play.

Before joining the staff at Texas San Antonio, Schwartz served as the men's basketball video coordinator at The University of Texas for two seasons (2002-04). Schwartz played basketball at Texas in 1998-99 and was a member of the Longhorns Big XII championship team.

Schwartz graduated from Texas in 1999 with a bachelor's degree in speech communications studies, and served as a graduate assistant at Texas from 1999 until 2001.

He left Texas in 2001-02 to join the men's basketball staff at Long Beach State University. He returned to Texas as video coordinator in 2002 and was part of the Longhorns run to the NCAA Final Four in 2003 and the NCAA Tournament in 2004.

A native of Beverly Hills, Calif., Schwartz played collegiate basketball at Sonoma State University (1994-96) before playing one season at Texas.

He also gained experience with USA Basketball as a support staff member for the 2001 World University and Young Men's World Championship Trials, the 2000 USA Men's Select Team and the 2000 USA Youth Development Festival.

Schwartz is married to the former Stephanie Chrisman.

## Experience

2005 ..... Coordinator of Basketball Operations,  
University of Miami  
2004-05 ..... Assistant Coach, University of Texas San Antonio  
2002-04 ..... Video Coordinator, University of Texas  
2001-02 ..... Director of Basketball/Video Operations,  
Long Beach State University  
1999-2001 ..... Graduate Assistant, University of Texas

## Playing Experience

1998-99 ..... Letterman, University of Texas  
1994-96 ..... Two-year Letterman, Sonoma State

## Education

1999 ..... Bachelor of Science in Speech Communication  
Studies, University of Texas



Michael Schwartz and his wife Stephanie.

## Additional Support Staff



Karen Taylor  
Men's Basketball Staff  
Associate



Rocky Xu  
Head Manager



Justin Kamm  
Graduate Manager

Not Pictured:  
Anthony Eades - Manager  
Josh Josephson - Manager  
Bryon Morris - Manager  
Dave Sietsma - Manager  
Tyler Wessel - Manager  
Tim Woodson - Manager

# ● Medical and Athletic Trainers Staff



## **Garrick Edwards** **Assistant Athletic Trainer** **3rd Year on the Miami Staff**

Assistant athletic trainer Garrick Edwards is in his third season as a fulltime member of the Hurricanes medical staff, and works and travels with the men's basketball team on a daily basis.

Edwards joined the Hurricanes in 2003 after spending the 2002-03 season as an assistant trainer for the NFL's New England Patriots. Prior to his stint with the Patriots, Edwards served as a graduate assistant athletic trainer at the University of Miami from 2000-02.

Edwards, who received his Master's Degree from the University of Miami in 2002, assisted with the football program, and worked extensively with the men's and women's track and field teams.

Edwards received his Bachelor's Degree from Kansas State University in 2000. While pursuing his undergraduate degree Edwards worked as a student athletic trainer for the Wildcats, working with the men's basketball and football teams. In addition, Edwards served as a student athletic trainer for the NFL's Denver Broncos during the summers of 1998 and 1999.

## **Athletic Trainers**



Scott McGonagle,  
M.S./A.T.C.,  
Univ. of Arizona, 1981  
Head Athletic Trainer



Kevin Blaske,  
M.S./A.T.C.,  
Univ. of Tulsa, 1992  
Asst. Athletic Trainer



Angie Lawerance  
Asst. Athletic Trainer



Jennifer Lister  
M.S. Ed.  
Univ. of Pittsburgh,  
2002  
Asst. Athletic Trainer



Megan Roger  
Asst. Athletic Trainer



## **Dr. John Uribe, M.D.** **Team Physician & Orthopedic Surgeon**

Renowned as one of the finest sports medicine specialists in the nation, Dr. John Uribe, M.D., is in his 18th season of service to the University of Miami as the Team Physician & Orthopedic Surgeon.

In his role as Team Physician & Orthopedic Surgeon, Uribe is the primary physician who deals with Hurricane athletes when injuries occur. He is usually the attending physician when Miami student-athletes undergo surgery and has been serving the Hurricanes since the 1987 season. He also has served as Associate Professor and Head of the Sports Medicine Division of the Department of Orthopedic Surgery at the University of Miami.

Uribe came to Coral Gables after three years as Orthopedic Surgeon Chief at Tripler Army Medical Center in Honolulu, Hawaii. Since coming to Miami, Uribe's high standard of care has enabled him to develop a client list that includes many of the nation's most prominent athletes, many of whom developed close relationships with him during their times as University of Miami student-athletes.

Uribe received his M.D. from the University of North Carolina at Chapel Hill in 1976. He is married to Nancy Reiersen, M.D., and the couple have three children: Alex, Michael and Julia.

## **Medical Staff**



Richard Mariani, D.D.S.  
Miami, 1957  
Dentistry



Stuart Kline, D.D.S.  
Pittsburgh, 1952  
Maxio-Facial Surgery



Keith Hechtman, M.D.  
Miami, 1979  
Orthopedics



John Zvijac, M.D.  
SUNY-Buffalo, 1986  
Orthopedics



Michael Robinson, D.M.D.  
Miami, 1991  
Dentistry



Marco Leyte-Vidal, D.M.D.  
Miami, 1982  
Dentistry



Chris Mariani, D.D.S.  
Emory, 1981  
Dentistry



Kevin Elko, Ed.D., C.A.C.  
West Virginia, 1989  
Performance Consultant



Irma Rey, M.D.  
Miami, 1981  
Internal Medicine



George Munoz, M.D.  
Mount Sinai, 1980  
Internal Medicine



Gilbert Concepcion, M.D.,  
Central Eastern University,  
1982  
Cardiovascular  
Diseases & Cardiac  
Electrophysiology



Juan Fernandez, M.D.  
Miami, 1986  
Nephrologist



Stephen Morris, O.D.  
Miami, 1961  
Optometry



Elliott Grusky, D.C.  
Logan College,  
1977  
Chiropractic



Lawrence Grusky, D.C.  
Palmer College 1980  
Chiropractic



## ● Strength and Academic Staff



### **Mac Calloway** **Assistant Strength and Conditioning Coach** **First Year at Miami**

The men's basketball strength and conditioning program operates under the guidance of assistant strength and conditioning coach Mac Calloway, who will also oversee Miami's women's volleyball and women's and men's tennis strength programs.

Calloway comes to Miami after serving a year as an assistant strength and conditioning coach at Clemson University. Prior to working at Clemson, Calloway worked a one-year stint at the University of Dayton as an assistant strength and conditioning coach.

From 2000-2002, Calloway gained experience in the professional ranks serving as the head strength and conditioning coach for the WNBA's Orlando Miracle and as an assistant strength coach with the NBA's Orlando Magic. During this span Calloway also worked as a private trainer at Pro Sports and Fitness, Inc. in Orlando.

A member of the National Strength and Conditioning Association, Calloway conducted testing at the NBA Chicago Combine for Rookies in 2004 and 2005.

In 2000, Calloway earned a degree in Health Science Education from the University of Florida's College of Health and Human Performance.

### **Strength and Conditioning Staff**



*Andreu Swasey*  
Baylor Univ., 1995  
Head Strength and Conditioning Coach



*Mark Dziadek*  
Maryland, 1997  
Strength & Conditioning Assistant



*Jimmy Goins*  
LSU, 1998  
Strength & Conditioning Assistant



*Victor Ishmael*  
South Carolina State, 1987  
Strength & Conditioning Assistant



### **Leigh Husband** **Coordinator of Academic Advising** **Eighth Year at Miami**

Entering her eighth season at the University of Miami, Leigh Husband is responsible for Academic Advising for men's basketball, women's soccer, and men's and women's tennis.

Husband, who has 15 years of experience in the field of Athletic Academic Advising, came to Miami in 1998 following a four year stint at Marquette where she served as Coordinator of Academic Support and Student Services.

During her tenure at Miami, Husband has mentored men's basketball student-athletes to 11 Conference Academic All-Star selections. In addition, she worked with former Hurricane and current member of the NBA's Phoenix Suns James Jones who in 2003 earned Academic All-America honors. Since Husband joined the Hurricane staff in 1998, 15 of 17 men's basketball players that completed their eligibility at Miami earned their degrees.

Husband earned her Bachelor of Science in Secondary Education from the University of Vermont in 1991. In 1993 she received her Master of Science in College Student Personnel from Indiana University.

Husband, originally from Brightwaters, N.Y., is married to Jamie Husband and the mother of five-year old Ross.

### **Academic Staff**



*Roger Bell (M.S.)*  
Associate Athletic Director for Academic Service



*David Wyman (M.S.)*  
Director of Academic Services



*Carol Walker (M. ED.)*  
Coordinator of Academic Advising



*Christine Scheets (B.A.)*  
Learning Specialist/Academic Advisor



*Artavias Thompkins (B.S.)*  
Academic Coordinator



# ● Hurricane Staff



Winsor (Jay) Allen  
Ticket Operations  
Coordinator



Linda Britton  
Director of Internet  
Communications



Shunda Brown  
Assistant Director for  
Athletic  
Development



Ryan Bucher  
Assistant Director of  
Events



Chris Cohen  
Ticket Sales  
Associate



Carla Collins  
Assistant Director for  
Marketing



Gary Collins  
Assistant Equipment  
Manager



Stewart Cramer  
Coordinator of Video &  
Computers



Steve DeBardelaben  
Team Chaplain



Alex DeGracia  
Director of Events



Amy Ferguson  
Director of Annual  
Giving



Cesar Garcia  
Development  
Accountant



Trish Garcia  
Assistant Director for  
Business Operations



Debbie Hagen  
Coordinator of  
Athletic Medical  
Insurance & Records



Jason Harris  
Ticket Operations  
Accountant



Susin Hedin  
Staff Associate



Timothy Jackson  
Assistant  
Coordinator of Video  
& Computers



Alex Kelley  
Assistant Director for  
Marketing



Jeremy Lamb  
Assistant Ticket  
Manager



Dorothy Lewis  
Assistant Director for  
Business Operations



Ralph Noguera  
Assistant Equipment  
Manager



Bobby Revilla  
Head Equipment  
Manager



Robyn Adelman-Riva  
Staff Associate




Sal Sandate  
Assistant Director  
for Athletic Development



Dorothy Wehr  
Receptionist





## IN THE PAINT

**Favorite Athlete:**

Allen Iverson

**Favorite Sports Team:**

Washington Redskins

**Favorite Movie:**

Love and Basketball

**Favorite TV Show:**

Martin and Sportscenter

**Favorite Actor:**

Mike Epps

**Favorite Book:**

Malcolm X: By Any

**Means Necessary**
**Favorite Magazine:**

The Sporting News

**Favorite Meal:**

Barbeque Ribs, Fried

Fish and Potato Salad

**My Advice to Youngsters:**

Pursue your dreams, no matter what anybody tells you.

**My Most Prized Possession:**

My 1979 Oldsmobile

Cutlass Supreme

**The Person Who Has Been**
**The Biggest Influence In My**
**Life:**

My parents and my former AAU coach Gary Warncke. They taught me how to respond to adversity.

# #3 Lee Butler

**6-1, 170, Senior, Guard**

**Woodbridge, Va. - C.D. Hylton High School**

## At Miami

Walk-on who joined the Hurricanes prior to the 2004-05 season...was a team manager for the University of Miami women's basketball team for two seasons...was one of seven men's managers that played against the women during practice...women's team finished 22-7 in 2003-04 and made its second consecutive NCAA Tournament appearance.

## As a Junior (2004-05)

Walk-on who joined the team prior to the season...played in two games averaging 2.5 points in 3.0 minutes per game. **In the Regular Season:** Had one steal in two minutes of action against Appalachian State (12-30-04)...made first collegiate action against Stetson (12-18-04) recording five points and one assist in four minutes.

## High School

C.D. Hylton...averaged 11 points, three rebounds and 5.1 assists per game as a senior earning first-team All-District honors...was a Potomac News All-Area selection as a senior...was team captain and team MVP as a senior...graduated as schools all-time assist leader and ranked fourth all-time in free throws made...lettered three seasons in basketball and two seasons in baseball...baseball team was district champion, regional champion and reached the state quarterfinals his junior year...three-year Scholar-Athlete Award recipient...coached in basketball by Kevin Brown.

## Personal

Business Management major with a minor in Sports Administration...lists career objective as becoming a General Manager of an NBA franchise...enjoys listening to music and watching TV in his spare time...lists Allen Iverson as his favorite athlete and the Washington Redskins as his favorite team...his brother Deon is currently a defensive back on the Penn State football team.

## CAREER GAME-BY-GAME

## 2004-05


Opponent	Date	GS	Min	TOTAL		3-PT		FT-FTA	Pct	REBOUNDS		PF-FO	A	TO	Blk	Stl	Pts
				FG-FGA	Pct	3FG-FGA	Pct			Off-Def	Tot						
STETSON	12-18-04		4	1-1	1.000	0-0	.000	3-4	.750	0-0	0	2-0	1	0	0	0	5
APPALACHIAN STATE	12-30-04		2	0-0	.000	0-0	.000	0-2	.000	0-0	0	1-0	0	0	0	1	0


## CAREER STATISTICS

Year	GP-GS	Min-Avg	TOTAL		3-PT		FT-FTA	Pct	REBOUNDS		PF-FO	Ast	TO	Blk	Stl	Pts-Avg
			FG-FGA	Pct	FG-FGA	Pct			Off-Def	Tot-Avg						
2004-05	2-0	6-3.0	1-1	1.000	1-1	1.000	0-0	.000	0-0	0-0.0	2-0	0	0	0	0	3-1.5

## CAREER HIGHS

Points . . . . . 5 vs. Stetson (12-18-04)  
 FGM . . . . . 1 vs. Stetson (12-18-04)  
 FGA . . . . . 1 vs. Stetson (12-18-04)  
 3 FGM . . . . . 0  
 3 FGA . . . . . 0  
 FTM . . . . . 3 vs. Stetson (12-18-04)  
 FTA . . . . . 4 vs. Stetson (12-18-04)  
 Reb . . . . . 0  
 Assist . . . . . 1 vs. Stetson (12-18-04)  
 Blocks . . . . . 0  
 Steals . . . . . 1 vs. App. St. (12-30-04)  
 Minutes . . . . . 4 vs. Stetson (12-18-04)





## #44 Keaton Copeland

**6-5, 231, Senior, Forward**

**Miramar, Fla. - Flanagan High School**

### IN THE PAINT

**Favorite Athlete:**

Michael Jordan

**Favorite Sports Team:**

Miami Dolphins

**Favorite Movie:**

Bad Boys 2

**Favorite TV Show:**

Martin

**Favorite Actor:**

Halle Berry

**Favorite Magazine:**

ESPN the Magazine

**Favorite Musical Artist:**

Trick Daddy

**Favorite Meal:**

Anything my mother cooks

**Most Prized Possession:**

My mother

**If I Were Not Playing College Basketball, I Would:**

Still be a student at the University of Miami

**Biggest Influence in my Life:**

My older brother Joh

### At Miami

Walk-on who joined the Hurricanes prior to the 2004-05 season.

### As a Junior (2004-05)

Played in two games averaging 1.5 points in 3.0 minutes per game.  
**In the Regular Season:** Did not score in two minutes of action against Appalachian State (12-30-04)...played in his first regular-season game against Stetson (12-18-04) recording three points in four minutes of action...played in both of the Hurricanes exhibition games averaging 3.0 points and 1.0 assist in 4.5 minutes per game...recorded three rebounds in three minutes of action against Barry (11-4-04)...played eight minutes against Inter-American Puerto Rico scoring six points and handing out two assists.

### High School

Flanagan...averaged 11 points and 11 rebounds per game as a senior leading Flanagan to a conference championship....team captain as a senior...averaged 12 points and 10 rebounds as a junior earning honorable-mention All-County honors...also lettered two seasons in football...coached in basketball by Greg Samuels.

### Personal

Majoring in Electrical Engineering...enjoys playing video games in his spare time.



# CAREER GAME-BY-GAME

## 2004-05


Opponent	Date	GS	Min	TOTAL FG-FGA	Pct	3-PTS 3FG-FGA	Pct	FT-FTA	Pct	REBOUNDS Off-Def Tot	PF-FO	A	TO	Blk	Stl	Pts
STETSON	12-18-04		4	1-1	1.000	1-1	1.000	0-0	.000	0-0	0	0	0	0	0	3
APPALACHIAN STATE	12-30-04		2	0-0	.000	0-0	.000	0-0	.000	0-0	0	0	0	0	0	0

# CAREER STATISTICS

Year	GP-GS	Min-Avg	TOTAL		3-PT		FT-FTA	Pct	REBOUNDS		PF-FO	Ast	TO	Blk	Stl	Pts-Avg
			FG-FGA	Pct	FG-FGA	Pct			Off-Def	Tot-Avg						
2004-05	2-0	6-3.0	1-1	1.000	1-1	1.000	0-0	.000	0-0	0-0.0	2-0	0	0	0	0	3-1.5

## CAREER HIGHS

Points ..... 3 vs. Stetson (12-18-04)  
FGM ..... 1 vs. Stetson (12-18-04)  
FGA ..... 1 vs. Stetson (12-18-04)  
3 FGM ..... 1 vs. Stetson (12-18-04)  
3 FGA ..... 1 vs. Stetson (12-18-04)  
FTM ..... 0  
FTA ..... 0  
Reb ..... 0  
Assist ..... 0  
Blocks ..... 0  
Steals ..... 0  
Minutes ..... 4 vs. Stetson (12-18-04)





## IN THE PAINT:

### Favorite Athlete:

Michael Jordan

### Favorite Sports Team:

Sacramento Kings

### Favorite Movie:

Scarface

### Favorite TV Show:

Fresh Prince

### Favorite Actor:

Al Pacino

### Favorite Magazine:

Slam

### Favorite Meal:

Lasagna

### Advice To Youngsters:

Stay away from drugs, keep studying and make good decisions in your life.

### If I Were Not Playing Basketball, I Would:

Be playing volleyball

### The Person Who Has Been

The Biggest Influence

### In My Life:

My mother and brother

# #13 Guillermo Diaz

6-2 , 186, Junior, Guard

Carolina, Puerto Rico - Miami Christian School

## At Miami

Returning starter in the Hurricanes' backcourt...preseason All-ACC selection by a vote of the leagues' media...preseason third-team All-American selection by both Athlon Sports and The Sporting News...rated the Best Athlete in the ACC by Street & Smith...rated as the fourth-best shooting guard in the nation by The Sporting News...named the Most Entertaining Player in the ACC by Lindy's...has scored 891 career points and needs just 109 points this season to become the 28th player in UM history to reach 1,000-point plateau...enters the season with a career scoring average of 15.1 points per game...leads all returning Hurricanes with 16 career games of 20 or more points...has scored in double-figures in 45 career games...enters the 2005-06 season ranked third on UM's career three-point field goal percentage list (.393).

## As a Sophomore (2004-05)

Second-team All-ACC selection...NABC first-team All-District 6 selection...started all 29 games averaging a team-high 18.6 points to go with 4.3 rebounds, 2.6 assists and 1.5 steals per game...was the team's leading scorer 15 times...scored in double-figures in a team-high 28 times including 27 consecutive games, the longest active streak in the ACC...ranked among the ACC leaders (all games) in scoring (2nd), field goal percentage (9th), free throw percentage (13th), three-point field goal percentage (14th), three-point field goals made (9th) and steals (15th)...averaged 20.7 points per game in ACC play...was the only player in the ACC to rank among the top-10 (conference games only) in scoring (2nd), field goal percentage (8th), three-point field goal percentage (10th) and steals (3rd)...was named ACC Player of the Week on January 10th. **In the Regular Season:** Scored a game-high 24 points and registered four steals against Georgia Tech (2-26-05)...recorded 19 points and matched a season-high with seven rebounds against Florida State (2-22-05)...scored 20 points against Wake Forest (2-15-05)...had 14 points, two rebounds and tied a career-high with seven assists against Clemson (2-12-05)...recorded a game-high 27 points to go with four rebounds, two assists and four steals against Maryland (2-5-05)...had 21 points against Wake Forest (1-29-05)...scored a career-high 30 points against North Carolina (1-22-05)...recorded a team-high 25 points against Duke (1-19-05)...scored a team-high 19 points including the game-winning shot with 7.3 seconds left against Florida State (1-15-05)...posted a game-high 26 points against Virginia (1-12-05) going 10-10 from the line tying a UM single-game record...scored a game-high 26 points and pulled down six rebounds in Miami's win over NC State (1-9-05)...recorded 27 points to go with six rebounds and three steals against Georgia Tech (1-6-05)...recorded 16 points against Florida (12-4-04)...scored 27 points against FAU (11-29-04)...played a career-high 43 minutes against Xavier (11-27-04) recording 16 points, six rebounds and a career-high seven assists. **In the ACC Tournament:** Scored 20 points against Virginia (3-10-05) in the first round of the ACC Tournament. **In the National Invitation Tournament:** Recorded 21 points, six rebounds and five assists in the first round of the NIT vs. South Carolina (3-15-05).

## As a Freshman (2003-04)

Played in all 30 games making 18 starts...averaged 11.8 points, 2.9 rebounds, 2.2 assists and 1.3 steals per game...shot 132-268 (.493) from the field, 35-76 (.461) from three-point range, and 54-77 (.701) from the line...averaged 12.4 points and shot 25-49 (.510) from three-point range and 30-37 (.811) from the line in BIG EAST play...scored in double-figures 17 times, including three 20-point games...ranked third on the team in scoring...ranked second among all BIG EAST freshmen in scoring...2003-04 BIG EAST All-Rookie Team selection...honorable-mention freshman All-American by Rivals.com...named BIG EAST Co-Rookie of the Week on Dec. 8th. **In the Regular Season:** Scored a team-high 14 points against Connecticut (2-18-04)...also recorded two rebounds, three assists and two steals in 31 minutes...had a team-high 21 points, two rebounds, two assists, two blocks and three

steals against Boston College (2-11-04)...was 6-11 from the floor, 5-7 from three-point range, and 4-4 from the line...recorded 19 points, four rebounds, two assists and one steal in 38 minutes against Rutgers (2-4-04)...was 8-13 from the field, including 3-6 from three-point range...tied for team high honors with 20 points against Georgetown (1-31-04)...was 7-11 from the field, 3-4 from three-point range, and 3-3 from the line...also had four assists, three steals and one block...had 15 points, on 6-8 FG shooting, six rebounds, two assists and four steals vs. St. John's (1-14-04)...played a career-high 38 minutes against Pittsburgh (1-10-04) recording 18 points, five rebounds, three assists and two steals...was 7-14 from the field including 2-2 from three-point range...registered 17 points, two rebounds, two assists and a career-high five steals against North Carolina (1-7-04)...made first career start against IPFW (12-30-03) recording eight points, two rebounds, two assists, one block and one steal...had 10 points, on 5-6 shooting from the field, two rebounds, two assists and two blocks against Temple (12-20-03)...recorded eight points and a career-high eight rebounds versus Florida State (12-14-03)...played a career-high 27 minutes...had 19 points, a team-high seven rebounds, three assists and two steals against Stetson (12-2-03)...was 7-12 from the field including 3-4 from three-point range...came off the bench to score a game-high 23 points against Lubbock Christian (11-21-03)...finished 9-12 from the field, including 2-2 from three-point range, and 3-4 from the line...pulled down four rebounds and handed out three assists in 21 minutes...his 23 points were three shy of the freshman debut record of 26 set by Darius Rice in 2000.

## High School

Miami Christian School...ranked 64th in the nation by HoopScoop and No. 31 in the nation by Insiders.com...averaged 22.5 points, 6.5 rebounds and 6.0 assists per game as a senior at Miami Christian Academy...team MVP...was the Slam Dunk Champion at the 2002 Iolani Classic in Honolulu, Hawaii...named to the All-Tournament team at the 2002 Nike Extravaganza in Los Angeles, California...named MVP of the 2002 Slam Dunk To The Beach in Lewes, Delaware...coached by Arturo Alvarez.

## Personal

Nicknamed Superman...majoring in Liberal Arts...former member of the Puerto Rico Junior National Volleyball team...has a 41 inch vertical leap...moved to the United States from Puerto Rico in the summer of 2002.



# CAREER GAME-BY-GAME

## 2003-04

Opponent	Date	GS	Min	TOTAL		3-PTS		FT-FTA	Pct	REBOUNDS		PF-FO	A	TO	Blk	Stl	Pts
				FG-FGA	Pct	3FG-FGA	Pct			Off-Def	Tot						
LUBBOCK CHRISTIAN	11-21-03		21	9-12	.750	2-2	1.000	3-4	.750	0-4	4	1-0	3	3	0	0	23
LOUISIANA-MONROE	11-23-03		18	2-8	.250	0-0	.000	0-0	.000	3-1	4	0-0	2	1	0	1	4
vs Rhode Island	11-25-03		22	2-8	.250	0-1	.000	0-0	.000	2-4	6	3-0	0	1	0	3	4
vs Bradley	11-26-03		21	2-3	.667	1-2	.500	4-5	.800	0-2	2	1-0	4	3	0	0	9
STETSON	12-02-03		23	7-12	.583	3-4	.750	2-3	.667	4-3	7	0-0	3	1	0	2	19
FLORIDA INTERNATIONAL	12-06-03		25	5-8	.625	0-2	.000	5-7	.714	1-0	1	1-0	3	1	0	1	15
UMBC	12-09-03		27	3-8	.375	0-1	.000	3-3	1.000	0-2	2	1-0	1	1	0	1	9
FLORIDA STATE	12-14-03		27	4-14	.286	0-4	.000	0-0	.000	4-4	8	3-0	1	5	1	0	8
vs Temple	12-20-03		20	5-6	.833	0-1	.000	0-0	.000	0-2	2	2-0	2	4	2	0	10
NORTH CAROLINA A&T	12-22-03		18	4-5	.800	2-2	1.000	0-0	.000	0-1	1	0-0	2	0	0	1	10
FLORIDA ATLANTIC	12-27-03		23	4-9	.444	0-1	.000	1-4	.250	0-5	5	0-0	3	1	0	0	9
IPFW	12-30-03	*	24	4-8	.500	0-3	.000	0-4	.000	1-1	2	2-0	2	2	1	1	8
SAVANNAH STATE	01-03-04	*	20	3-3	1.000	1-1	1.000	2-5	.400	1-1	2	0-0	3	1	0	0	9
at North Carolina	01-07-04	*	30	6-14	.429	1-3	.333	4-5	.800	0-2	2	1-0	2	1	0	5	17
PITTSBURGH	01-10-04	*	38	7-14	.500	2-2	1.000	2-4	.500	3-2	5	4-0	3	2	0	2	18
at St. John's	01-14-04	*	32	6-8	.750	1-1	1.000	2-2	1.000	3-3	6	1-0	2	1	0	4	15
at Virginia Tech	01-17-04	*	24	1-2	.500	0-1	.000	0-0	.000	0-1	1	3-0	1	5	0	0	2
RUTGERS	01-21-04	*	35	5-9	.556	2-3	.667	2-2	1.000	1-2	3	2-0	2	2	0	2	14
VILLANOVA	01-25-04	*	34	5-10	.500	2-4	.500	0-1	.000	1-0	1	3-0	4	2	0	2	12
at Notre Dame	01-28-04	*	34	4-11	.364	0-2	.000	1-1	1.000	1-1	2	4-0	1	0	0	0	9
GEORGETOWN	01-31-04	*	38	7-11	.636	3-4	.750	3-3	1.000	0-1	1	4-0	4	1	1	3	20
at Rutgers	02-04-04	*	38	8-13	.615	3-6	.500	0-0	.000	3-1	4	1-0	2	2	0	1	19
at Georgetown	02-07-04	*	29	3-8	.375	0-1	.000	6-6	1.000	0-2	2	4-0	2	4	0	1	12
BOSTON COLLEGE	02-11-04	*	38	6-11	.545	5-7	.714	4-4	1.000	1-1	2	3-0	2	2	2	3	21
SYRACUSE	02-14-04	*	23	4-8	.500	3-4	.750	2-2	1.000	1-0	1	3-0	3	0	0	0	13
at Connecticut	02-18-04	*	31	5-13	.385	0-3	.000	4-4	1.000	0-2	2	0-0	3	1	0	2	14
at Providence	02-21-04	*	34	5-9	.556	1-1	1.000	2-4	.500	1-1	2	2-0	1	3	0	2	13
SETON HALL	02-24-04	*	35	3-9	.333	1-2	.500	2-4	.500	2-1	3	3-0	0	1	0	0	9
at Villanova	03-02-04	*	25	1-4	.250	1-4	.250	0-0	.000	0-1	1	1-0	1	2	0	3	3
WEST VIRGINIA	03-06-04	*	33	2-10	.200	1-4	.250	0-0	.000	2-1	3	2-0	3	3	2	0	5

## 2004-05


WOFFORD	11-20-04	*	31	6-10	.600	1-1	1.000	0-0	.000	1-2	3	1-0	2	0	1	1	13
SOUTH CAROLINA ST.	11-23-04	*	36	0-5	.000	0-3	.000	0-0	.000	0-1	1	3-0	5	2	3	0	0
vs Xavier	11-27-04	*	43	6-16	.375	2-5	.400	2-2	1.000	0-6	6	2-0	7	2	0	1	16
FLORIDA ATLANTIC	11-29-04	*	34	11-13	.846	1-2	.500	4-4	1.000	0-4	4	1-0	4	0	0	3	27
at Florida	12-04-04	*	34	6-13	.462	2-4	.500	2-4	.500	0-4	4	2-0	1	3	0	0	16
at Florida International	12-07-04	*	26	4-14	.286	2-7	.286	3-5	.600	0-0	0	3-0	5	4	0	1	13
MASSACHUSETTS	12-12-04	*	32	8-12	.667	4-7	.571	0-0	.000	2-3	5	0-0	4	1	0	1	20
STETSON	12-18-04	*	30	5-12	.417	2-6	.333	2-3	.667	2-3	5	1-0	1	2	0	0	14
TENNESSEE TECH	12-23-04	*	33	6-17	.353	0-6	.000	2-3	.667	3-3	6	1-0	2	2	0	0	14
APPALACHIAN STATE	12-30-04	*	27	7-14	.500	1-4	.250	0-0	.000	0-4	4	1-0	3	2	0	1	15
NORFOLK STATE	01-02-05	*	35	5-11	.455	3-7	.429	5-6	.833	0-5	5	1-0	3	3	1	1	18
at Georgia Tech	01-06-05	*	36	9-18	.500	3-9	.333	6-11	.545	3-3	6	2-0	2	3	1	3	27
NORTH CAROLINA ST.	01-09-05	*	33	9-17	.529	5-9	.556	3-6	.500	4-2	6	4-0	2	3	1	1	26
at Virginia	01-12-05	*	33	6-13	.462	4-7	.571	10-10	1.000	0-1	1	3-0	2	1	0	2	26
FLORIDA STATE	01-15-05	*	33	6-14	.429	1-5	.200	6-8	.750	2-4	6	2-0	0	2	0	2	19
DUKE	01-19-05	*	38	11-23	.478	3-7	.429	0-0	.000	3-4	7	2-0	1	2	0	2	25
at North Carolina	01-22-05	*	35	11-19	.579	4-9	.444	4-5	.800	0-5	5	1-0	2	2	0	4	30
CLEMSON	01-26-05	*	36	4-13	.308	2-4	.500	2-4	.500	1-4	5	0-0	0	0	0	2	12
at Wake Forest	01-29-05	*	37	8-13	.615	4-7	.571	1-3	.333	1-3	4	0-0	3	4	0	4	21
VIRGINIA TECH	02-02-05	*	36	6-18	.333	1-4	.250	2-4	.500	2-4	6	2-0	1	2	1	3	15
MARYLAND	02-05-05	*	40	7-19	.368	4-10	.400	9-12	.750	1-3	4	3-0	2	3	0	4	27
at Clemson	02-12-05	*	35	5-11	.455	0-3	.000	4-6	.667	1-1	2	1-0	7	3	0	1	14
WAKE FOREST	02-15-05	*	30	8-16	.500	0-2	.000	4-4	1.000	0-2	2	1-0	1	2	0	1	20
at Virginia Tech	02-19-05	*	38	3-11	.273	1-6	.167	5-9	.556	1-6	7	1-0	1	5	1	0	12
at Florida State	02-22-05	*	33	7-13	.538	3-7	.429	2-3	.667	0-7	7	1-0	3	1	0	0	19
GEORGIA TECH	02-26-05	*	38	7-13	.538	3-5	.600	7-8	.875	1-1	2	2-0	3	6	0	4	24
at Duke	03-03-05	*	31	6-17	.353	1-6	.167	1-2	.500	0-2	2	5-1	1	4	0	1	14
vs Virginia	03-10-05	*	34	5-15	.333	0-6	.000	10-12	.833	3-2	5	4-0	3	4	0	0	20
at South Carolina	03-15-05	*	39	8-17	.471	4-10	.400	1-3	.333	0-6	6	1-0	5	2	0	1	21


## CAREER STATISTICS

Year	GP-GS	Min-Avg	TOTAL		Pct	3-PT		Pct	FT-FTA		Pct	REBOUNDS		PF-FO	Ast	TO	Blk	Stl	Pts-Avg
			FG-FGA			FG-FGA			FT-FTA			Off-Def	Tot-Avg						
2003-04	30-18	840-28.0	132-268		.493	35-76		.461	54-77		.701	35-52	87-2.9	55-0	65	56	9	40	353-11.8
2004-05	29-29	996-34.3	190-417		.456	61-168		.363	97-137		.708	31-95	126-4.3	51-1	76	70	9	44	538-18.6
<b>TOTAL</b>	<b>59-47</b>	<b>1836-31.1</b>	<b>322-685</b>		<b>.470</b>	<b>96-244</b>		<b>.393</b>	<b>151-214</b>		<b>.706</b>	<b>66-147</b>	<b>213-3.6</b>	<b>106-1</b>	<b>141</b>	<b>126</b>	<b>18</b>	<b>84</b>	<b>891-15.1</b>

## CAREER HIGHS

Points ..... 30 vs. UNC (1-22-05)  
 FGM ..... 11 vs. three opponents  
 FGA ..... 23 vs. Duke (1-19-05)  
 3 FGM ..... 5 vs. two opponents  
 3 FGA ..... 10 vs. two opponents  
 FTM ..... 10 vs. two opponents  
 FTA ..... 12 vs. two opponents  
 Reb ..... 8 vs. Florida State (12-14-03)  
 Assists ..... 7 vs. two opponents  
 Blocks ..... 3 vs. S.C. St. (11-23-04)  
 Steals ..... 5 vs. North Carolina (1-7-04)  
 Minutes ..... 43 vs. Xavier (11-27-04)





## #2 Gary Hamilton

**6-10, 250, Senior, Forward/Center**  
**Los Angeles, Calif. - Susan Miller Dorsey High School**

### IN THE PAINT

**Favorite Athlete:**  
 Magic Johnson  
**Favorite Sports Team:**  
 Los Angeles Lakers  
**Favorite Movie:**  
 Gladiator  
**Favorite TV Show:**  
 106 & Park  
**Favorite Actor:**  
 Jamie Fox  
**Favorite Book:**  
 Black Boy  
**Favorite Magazine:**  
 Inside Stuff  
**Favorite Music:**  
 Rap  
**Favorite Artist:**  
 Tupac  
**Favorite Meal:**  
 Tacos  
**First Impression of Miami:**  
 It was similar to home.  
**Advice To Youngsters:**  
 Put God first and  
 never stop follow-  
 ing your dream.  
**The Biggest Influence**  
**in My Life:**  
 My dad as well as  
 my highschool  
 coach Kevin Gibson.

### At Miami

Returns as the Hurricanes' most experienced post performer having played in 85 career games while making 15 starts...has a .520 career field goal percentage and leads all returning Hurricanes with 447 career rebounds...enters the season with a 5.3 career rebounding average.

### As a Junior (2004-05)

Played in all 29 games making six starts...averaged 4.1 points and 6.3 rebounds per game...recorded two double-doubles...ranked third on the team and 14th in the ACC in rebounding...ranked eighth in the ACC in offensive rebounds (2.76). **In the Regular Season:** Recorded six points, a team-high 10 rebounds, two blocks and two steals in 17 minutes against Duke (3-3-05)...had eight points, on 3-3 shooting from the field, and five rebounds against Georgia Tech (2-26-05)...recorded two points, five rebounds and one block against Florida State (2-22-05)...had six points and tied for team-high honors with eight rebounds against Clemson (1-26-05)...hit two free throws with five seconds remaining to clinch the win over the Tigers...recorded seven points, six rebounds, two assists, two blocks and three steals against North Carolina (1-22-05)...had eight points, six rebounds and one block in 15 minutes against Duke (1-19-05)...had six points, six rebounds and one block in 22 minutes against Virginia (1-12-05)...scored two points and pulled down eight rebounds against NC State (1-9-05)...had three points, a team-high eight rebounds, two assists, one block and one steal in 21 minutes versus Norfolk State (1-2-05)...posted his second double-double of the season with 12 points and 12 rebounds against Appalachian State (12-30-04)...recorded first career double-double with 10 points and 10 rebounds against Stetson (12-18-04)...played 23 minutes off the bench against UMass (12-12-04) recording two points, six rebounds and one assist...had two points, five rebounds and one assist in Miami's win at No. 19 Florida (12-4-04)...played a career-high 34 minutes in the Hurricanes opener against Wofford (11-20-04) recording eight points and a career-high 15 rebounds...registered a career-high four assists to go with one block and one steal. **In the ACC Tournament:** Had four points, six rebounds and one assist against Virginia (3-10-05) in the opening round of the ACC Tournament. **In the National Invitation Tournament:** Recorded a game-high 12 rebounds and two points in the first round of the NIT against South Carolina (3-15-05).

### As a Sophomore (2003-04)

Played in 29 games, including one start, and averaged 3.5 points and 4.4 rebounds per game...connected on 42-70 (.600) field goals...ranked second on the team in rebounding and led the team in blocks (26). **In the Regular Season:** Recorded six points, seven rebounds, two assists and matched a career-high with five steals in 27 minutes against West Virginia (3-6-04)...made his first start of the season against Villanova (3-2-04) recording 10 points, three rebounds, one assist and one block...played a career-high 32 minutes and connected one 4-5 field goals and 2-2 free throws...played 22 minutes against Seton Hall (2-24-04) recording five points, a team-high six rebounds, two assists and one steal...recorded two points, seven rebounds, two assists and one steal vs. Boston College (2-11-04)...scored a career-high 12 points and pulled down a season-high nine rebounds against Savannah State (1-3-04)...matched his career-high with four blocks...played 20 minutes against Florida Atlantic (12-27-03) recording seven rebounds and a career-high five steals...played 14 minutes against Stetson (12-2-03) recording one point, five rebounds, two assists, one steal and matched a career-high with four blocks...played 19 minutes against Bradley (11-26-03) recording five points and six rebounds...had eight points and five rebounds in 22 minutes of action against Louisiana-Monroe (11-23-03)...was 4-6 from the field.

### As a Freshman (2002-03)

Played in 27 games making eight starts...averaged 3.1 points and 5.0 rebounds in 16.9 minutes...ranked third on the team in rebounding...averaged a team-high 12.0 rebounds per 40 minutes...led the team in rebounding seven times. **In the Regular Season:** Made collegiate debut in the Hurricanes' opener against New Hampshire (11-23-02) recording two points, six rebounds and one assist in 13 minutes off the bench...played 16 minutes against Charlotte (12-15-02) recording two points, two assists and tied for team-high honors with eight rebounds...played 19 minutes against Arkansas-Pine Bluff (12-18-02) recording six points, 10 rebounds, three assists and one block...played 25 minutes off the bench against No. 13 Florida (12-21-02) recording six points and five rebounds...was 3-5 from the field...made first career start against UCF (12-27-02) recording six points and five rebounds in 13 minutes...played 22 minutes off the bench against North Carolina (1-4-03) recording two points, seven rebounds and three blocks...tied for team-high honors with six rebounds against No. 11 Connecticut (1-20-03)...recorded a season-high 12 rebounds, to go with four points, three assists and three steals in a season-high 28 minutes against Providence (1-29-03)...made second career start against Virginia Tech (2-11-03) recording three points, seven rebounds, two assists, one steal and a career-high four blocks in a career-high 29 minutes of action...scored seven points, to go with four rebounds, one assist, one block and two steals against Boston College (2-15-03)...had three points and a team-high eight rebounds against Villanova (2-25-03)...recorded six points, on 3-4 shooting from the field, three rebounds, one assist and two blocks against Virginia Tech (3-5-03). **In the BIG EAST Tournament:** Played 14 minutes against Seton Hall (3-12-03) recording four points, two assists, one steal and tied for team-high honors with seven rebounds.

### High School

Susan Miller Dorsey...averaged 18.2 points, 11.5 rebounds, 2.1 assists, 1.1 steals and 4.5 blocks per game as a senior in leading team to a 19-3 record...earned second-team All-State honors as well as All-Conference and All-City accolades...coached by Kevin Gibson.

### Personal

Nickname is G...majoring in Liberal Arts (Sociology)...would like to become a sports writer once his playing days are over...enjoys dancing and writing poetry in his spare time.

## CAREER GAME-BY-GAME

## 2002-03

Opponent	Date	GS	Min	TOTAL		3-PTS		FT-FTA		REBOUNDS					Stl	Pts
				FG-FGA	Pct	3FG-FGA	Pct	Pct	Pct	Off-Def-Tot	PF-FO	A	TO	Blk		
NEW HAMPSHIRE	11-23-02		13	1-2	.500	0-0	.000	0-0	.000	1-5	6	4-0	1	1	0	2
TEXAS A&M	11-26-02		5	0-1	.000	0-0	.000	0-0	.000	0-0	0	0-0	0	0	0	0
SAVANNAH STATE	11-30-02		13	2-3	.667	0-0	.000	0-1	.000	2-5	7	0-0	1	2	3	4
at Florida Atlantic	12-03-02		1	0-1	.000	0-0	.000	0-0	.000	1-0	1	1-0	0	0	0	0
at Charlotte	12-15-02		16	1-3	.333	0-0	.000	0-0	.000	1-7	8	2-0	2	0	0	2
ARKANSAS-PINE BLUFF	12-18-02		19	3-6	.500	0-0	.000	0-0	.000	1-9	10	4-0	3	2	1	6
vs University of Florida	12-21-02		25	3-5	.600	0-0	.000	0-0	.000	2-3	5	3-0	0	0	0	6
at UCF	12-27-02	*	13	3-7	.429	0-0	.000	0-0	.000	3-2	5	0-0	0	1	0	6
LEHIGH	12-30-02		12	0-1	.000	0-0	.000	2-4	.500	1-4	5	1-0	0	0	1	2
NORTH CAROLINA	01-04-03		22	0-0	.000	0-0	.000	2-4	.500	3-4	7	2-0	0	2	3	2
at West Virginia	01-07-03		9	3-3	1.000	0-0	.000	0-0	.000	1-3	4	1-0	0	1	0	6
at Connecticut	01-11-03		13	0-1	.000	0-0	.000	0-0	.000	3-2	5	3-0	1	2	0	0
at Seton Hall	01-18-03		10	1-3	.333	0-0	.000	0-0	.000	1-1	2	2-0	0	1	1	2
CONNECTICUT	01-20-03		17	0-1	.000	0-0	.000	0-2	.000	3-3	6	3-0	1	1	0	2
SYRACUSE	01-26-03		22	0-1	.000	0-0	.000	0-0	.000	1-4	5	3-0	0	1	0	0
PROVIDENCE	01-29-03		28	2-8	.250	0-0	.000	0-2	.000	6-6	12	1-0	3	2	0	4
at St. John's	02-02-03		23	1-4	.250	0-0	.000	0-0	.000	1-4	5	3-0	1	3	1	2
VILLANOVA	02-08-03		26	2-2	1.000	0-0	.000	1-2	.500	2-3	5	5-1	1	0	0	5
VIRGINIA TECH	02-11-03	*	29	1-5	.200	0-0	.000	1-2	.500	4-3	7	3-0	2	1	4	3
at Boston College	02-15-03	*	25	3-6	.500	0-0	.000	1-5	.200	3-1	4	3-0	1	2	1	7
at Providence	02-18-03	*	10	1-3	.333	0-0	.000	0-0	.000	0-1	1	4-0	1	1	0	2
GEORGETOWN	02-22-03	*	19	2-3	.667	0-1	.000	0-1	.000	1-3	4	4-0	1	0	0	4
at Villanova	02-25-03	*	18	1-3	.333	0-0	.000	1-2	.500	4-4	8	0-0	1	1	0	3
BOSTON COLLEGE	03-01-03	*	12	1-2	.500	0-0	.000	0-0	.000	1-0	1	0-0	1	1	0	2
at Virginia Tech	03-05-03	*	25	3-4	.750	0-0	.000	0-0	.000	1-2	3	4-0	1	1	2	6
ST. JOHN'S	03-08-03		16	2-4	.500	0-0	.000	0-0	.000	3-0	3	1-0	0	1	1	4
vs Seton Hall	03-12-03		14	1-1	1.000	0-0	.000	2-2	1.000	3-4	7	1-0	2	2	0	4

## 2003-04

LUBBOCK CHRISTIAN	11-21-03		15	1-1	1.000	0-0	.000	1-2	.500	2-2	4	2-0	2	1	2	0	3
LOUISIANA-MONROE	11-23-03		22	4-6	.667	0-0	.000	0-0	.000	2-3	5	0-0	1	1	0	2	8
vs Rhode Island	11-25-03		22	0-0	.000	0-0	.000	3-4	.750	2-3	5	2-0	1	2	2	0	3
vs Bradley	11-26-03		19	1-2	.500	0-0	.000	3-7	.429	2-4	6	4-0	0	1	0	0	5
STETSON	12-02-03		14	0-2	.000	0-0	.000	1-2	.500	3-2	5	1-0	2	0	4	1	1
FLORIDA INTERNATIONAL	12-06-03		20	4-5	.800	0-0	.000	0-1	.000	3-2	5	2-0	3	2	0	0	8
UMBC	12-09-03		10	1-3	.333	0-0	.000	0-0	.000	2-0	2	0-0	0	4	0	0	2
FLORIDA STATE	12-14-03		30	0-1	.000	0-0	.000	1-2	.500	0-6	6	3-0	0	1	2	3	1
vs Temple	12-20-03		23	3-3	1.000	0-0	.000	3-5	.600	0-6	6	3-0	0	1	0	0	9
NORTH CAROLINA A&T	12-22-03		11	1-3	.333	0-0	.000	0-0	.000	1-3	4	3-0	0	3	3	0	2
FLORIDA ATLANTIC	12-27-03		20	0-0	.000	0-0	.000	1-2	.500	2-5	7	2-0	1	3	1	5	1
IPFW	12-30-03		20	0-1	.000	0-0	.000	0-0	.000	1-3	4	3-0	1	0	0	0	0
SAVANNAH STATE	01-03-04		15	6-7	.857	0-0	.000	0-0	.000	6-3	9	3-0	0	0	4	1	12
at North Carolina	01-07-04		19	1-3	.333	0-0	.000	0-0	.000	2-1	3	3-0	0	1	1	2	2
PITTSBURGH	01-10-04		24	3-4	.750	0-0	.000	0-0	.000	0-2	2	5-1	0	2	0	0	6
at St. John's	01-14-04		11	2-3	.667	0-0	.000	0-0	.000	2-2	4	1-0	0	3	1	0	4
at Virginia Tech	01-17-04		5	1-1	1.000	0-0	.000	0-0	.000	1-0	1	1-0	0	1	1	0	2
RUTGERS	01-21-04		29	2-2	1.000	0-0	.000	0-0	.000	1-4	5	3-0	2	2	1	1	4
VILLANOVA	01-25-04		12	0-1	.000	0-0	.000	0-0	.000	1-1	2	3-0	0	1	0	0	0
at Notre Dame	01-28-04		21	0-2	.000	0-0	.000	1-2	.500	4-2	6	3-0	1	3	2	2	1
GEORGETOWN	01-31-04		7	0-0	.000	0-0	.000	0-0	.000	1-1	2	0-0	0	2	0	1	0
at Rutgers	02-04-04		13	0-0	.000	0-0	.000	0-0	.000	0-2	2	3-0	0	4	0	0	0
BOSTON COLLEGE	02-11-04		15	1-2	.500	0-0	.000	0-0	.000	3-4	7	3-0	2	0	0	1	2
SYRACUSE	02-14-04		9	0-1	.000	0-0	.000	0-0	.000	0-1	1	3-0	0	1	0	0	0
at Connecticut	02-18-04		19	2-2	1.000	0-0	.000	0-0	.000	2-3	5	3-0	0	1	1	1	4
at Providence	02-21-04		18	0-1	.000	0-0	.000	0-0	.000	1-2	3	3-0	0	1	0	2	0
SETON HALL	02-24-04		22	2-4	.500	0-0	.000	1-2	.500	3-3	6	4-0	2	0	0	1	5
at Villanova	03-02-04	*	32	4-5	.800	0-0	.000	2-2	1.000	2-1	3	2-0	1	3	1	0	10
WEST VIRGINIA	03-06-04		27	3-5	.600	0-0	.000	0-0	.000	6-1	7	0-0	2	0	0	5	6

## 2004-05


WOFFORD	11-20-04	*	34	4-9	.444	0-0	.000	0-3	.000	9-6	15	3-0	4	3	1	1	8
SOUTH CAROLINA STATE	11-23-04	*	21	0-2	.000	0-0	.000	4-4	1.000	2-4	6	3-0	0	3	0	1	4
vs Xavier	11-27-04	*	29	0-1	.000	0-0	.000	1-4	.250	1-4	5	2-0	3	1	1	1	1
FLORIDA ATLANTIC	11-29-04	*	21	1-2	.500	0-0	.000	0-2	.000	2-2	4	1-0	2	2	1	2	2
at Florida	12-04-04	*	16	1-1	1.000	0-0	.000	0-0	.000	1-4	5	5-1	1	2	0	0	2
at Florida International	12-07-04	*	29	2-4	.500	0-0	.000	0-1	.000	2-3	5	2-0	1	1	0	0	4
MASSACHUSETTS	12-12-04		23	1-4	.250	0-0	.000	0-0	.000	3-3	6	0-0	1	0	0	0	2
STETSON	12-18-04		20	4-5	.800	0-0	.000	2-4	.500	6-4	10	2-0	2	0	1	0	10
TENNESSEE TECH	12-23-04		21	1-1	1.000	0-0	.000	0-0	.000	2-5	7	1-0	2	3	0	2	2
APPALACHIAN STATE	12-30-04		21	5-9	.556	0-0	.000	2-4	.500	7-5	12	3-0	0	0	1	1	12
NORFOLK STATE	01-02-05		21	1-1	1.000	0-0	.000	1-2	.500	3-5	8	1-0	2	1	1	1	3
at Georgia Tech	01-06-05		21	1-1	1.000	0-0	.000	2-4	.500	2-3	5	3-0	1	0	0	1	4
NORTH CAROLINA STATE	01-09-05		21	1-3	.333	0-0	.000	0-0	.000	3-5	8	1-0	0	2	0	1	2
at Virginia	01-12-05		22	3-6	.500	0-0	.000	0-2	.000	2-4	6	3-0	0	0	1	0	6
FLORIDA STATE	01-15-05		18	1-2	.500	0-0	.000	0-0	.000	0-2	2	2-0	0	1	0	1	2
DUKE	01-19-05		15	4-9	.444	0-0	.000	0-0	.000	5-1	6	1-0	0	1	1	0	8
at North Carolina	01-22-05		33	3-5	.600	0-0	.000	1-2	.500	2-4	6	3-0	2	2	2	3	7
CLEMSON	01-26-05		18	2-3	.667	0-0	.000	2-2	1.000	4-4	8	4-0	1	2	1	0	6
at Wake Forest	01-29-05		19	0-0	.000	0-0	.000	0-0	.000	2-1	3	5-1	1	1	0	2	0
VIRGINIA TECH	02-02-05		23	1-1	1.000	0-0	.000	0-0	.000	1-3	4	3-0	1	2	1	0	2
MARYLAND	02-05-05		20	0-2	.000	0-0	.000	0-0	.000	2-3	5	2-0	0	2	1	1	0
at Clemson	02-12-05		17	2-3	.667	0-0	.000	1-2	.500	1-2	3	2-0	0	1	1	0	5
WAKE FOREST	02-15-05		21	1-2	.500	0-0	.000	0-0	.000	1-4	5	3-0	0	0	0	1	2
at Virginia Tech	02-19-05		12	1-1	1.000	0-0	.000	1-2	.500	1-1	2	4-0	0	2	0	1	3
at Florida State	02-22-05		21	1-3	.333	0-0	.000	0-0	.000	2-3	5	2-0	0	2	1	0	2
GEORGIA TECH	02-26-05		21	3-3	1.000	0-0	.000	2-4	.500	3-2	5	3-0	0	2	0	1	8
at Duke	03-03-05		17	3-6	.500	0-0	.000	0-0	.000	7-3	10	1-0	0	1	2	2	6
vs Virginia	03-10-05		19	2-3	.667	0-0	.000	0-0	.000	2-4	6	5-1	1	0	0	0	4
at South Carolina	03-15-05		32	1-3	.333	0-0	.000	0-0	.000	2-10	12	5-1	0	0	0	1	2

## CAREER STATISTICS

Year	GP-GS	Min-Avg	TOTAL		Pct	3-PT		Pct	FT-FTA	Pct	REBOUNDS		PF-FO	Ast	TO	Blk	Stl	Pts-Avg
			FG-FGA			FG-FGA					Off-Def	Tot-Avg						
2002-03	27-8	455-16.9	37-83		.446	0-1		.000	10-27	.370	53-83	136-5.0	58-1	24	29	18	17	84-3.1
2003-04	29-1	524-18.1	42-70		.600	0-0		.000	17-31	.548	55-72	127-4.4	68-1	21	44	26	28	101-3.5
2004-05	29-6	626-21.6	50-95		.526	0-0		.000	19-42	.452	80-104	184-6.3	75-4	25	37	17	24	119-4.1
<b>TOTAL</b>	<b>85-15</b>	<b>1605-18.9</b>	<b>129-248</b>		<b>.520</b>	<b>0-1</b>		<b>.000</b>	<b>46-100</b>	<b>.460</b>	<b>188-259</b>	<b>447-5.3</b>	<b>201-6</b>	<b>70</b>	<b>110</b>	<b>61</b>	<b>69</b>	<b>304-3.6</b>

## CAREER HIGHS

Points . . . . . 12 vs. two opponents  
 FGM . . . . . 6 vs. Savannah St. (1-3-04)  
 FGA . . . . . 9 vs. three opponents  
 3 FGM . . . . . 0  
 3 FGA . . . . . 1 vs. Georgetown (2-22-03)  
 FTM . . . . . 4 vs. S.C. St. (11-23-04)  
 FTA . . . . . 7 vs. Bradley (11-26-03)  
 Reb . . . . . 15 vs. Wofford (11-20-04)  
 Assist . . . . . 4 vs. Wofford (11-20-04)  
 Blocks . . . . . 4 vs. three opponents  
 Steals . . . . . 5 vs. two opponents  
 Minutes . . . . . 34 vs. Wofford (11-20-04)





## #12 Anthony Harris

**6-2, 180, Junior, Guard**

**Chicago, Ill. - Whitney Young High School**

### IN THE PAINT:

**Favorite Athlete:**

Allen Iverson

**Favorite Movie:**

Scarface

**Favorite TV Show:**

The Simpsons

**Favorite Actors:**

Denzel Washington and

Halle Berry

**Favorite Book:**

Helter Skelter

**Favorite Magazine:**

Slam

**Favorite Music:**

Rap

**Favorite Musical Artist:**

Tupac Shakur

**Advice to Youngsters:**

Stay mentally focused.

Don't let anyone stop

you from accomplishing

your goals. The only per

son that can stop you is

yourself.

**Most prized possession:**

My family

**The person who has been**

the biggest influence in my

life:

My father

### At Miami

Returning starter at point guard...had not played point guard prior to last season...rated the ACC's Best Passer by Street & Smith's...has played in 47 career games, making 28 starts...has a 1.51 career assist-to-turnover ratio which is the best among all returning lettermen.

### As a Sophomore (2004-05)

Played in all 29 games making 28 starts at point guard...averaged 12.4 points, 2.5 rebounds and 4.6 assists per game...led the team and ranked fifth in the ACC in assists...was also among the ACC leaders in scoring (25th) and assist to turnover ratio (8th)...ranked third on the team in scoring. **In the Regular Season:** came off the bench against Duke (3-3-05) recording 12 points, three rebounds and five assists...recorded eight points, four rebounds and three assists against Georgia Tech (2-26-05)...had 13 points and four assists against Florida State (2-22-05)...recorded 10 points, five assists and two steals against Virginia Tech (2-19-05)...had 14 points, three rebounds and five assists in 23 minutes against Wake Forest (2-15-05)...scored 15 points, all in the second half, versus Clemson (2-12-05) to go with three rebounds, five assists and no turnovers...had eight points, three rebounds and six assists against Virginia Tech (2-2-05)...recorded a career-high 28 points to go with nine assists and only one turnover against Wake Forest (1-29-05)...scored 15 points, all in the second-half, to go with six assists and three rebounds against Clemson (1-26-05)...had 15 points and three assists against Duke (1-19-05)...recorded 21 points and a career-high six rebounds versus Virginia (1-12-05)...recorded 10 points, four rebounds, five assists and only one turnover against Georgia Tech (1-6-05)...had 14 points, all in the second-half, against Tennessee Tech (12-23-04)...had 16 points and seven assists against UMass (12-12-04)...recorded 25 points against FIU (12-7-04)...scored a 23 points, 18 in the second-half, in Miami's win at No. 19 Florida (12-4-04)...had a career-high 10 assists against FAU (11-29-04)...scored 13 points, all in the first half, against Xavier (11-27-04) to go with five assists and two rebounds...had 11 points, one rebound and four assists in 30 minutes versus South Carolina State (11-23-04)...made first career start in Miami's season opener against Wofford (11-20-04) recording 12 points three rebounds, two assists and one block. **In the ACC Tournament:** recorded eight points, four rebounds and three assists against Virginia (3-10-05) in the opening round of the ACC Tournament. **In the NIT:** Had 14 points in the first round of the NIT against South Carolina (3-15-05).

### As a Freshman (2003-04)

Played in 18 games averaging 1.4 points, 0.3 rebounds and 0.2 assists per game. **In the Regular Season:** Scored a career-high nine points in 10 minutes against West Virginia (3-6-04)...was 3-6 from the field including 3-4 from three-point range...also handed out one assist...posted two points and a career-high three rebounds in 10 minutes versus Savannah State (1-3-04)...played nine minutes against North Carolina A&T (12-22-03) recording three points and one rebound...recorded one assist in four minutes versus Stetson (12-2-03)...scored three points in five minutes against Bradley (11-26-03)...had two points in five minutes versus Rhode Island (11-25-03)...scored three points in three minutes against Louisiana-Monroe (11-23-03)...came off the bench to score two points in three minutes of action versus Lubbock Christian (11-21-03).

### High School

Whitney Young...averaged 24.5 points, six rebounds and eight assists per game as a senior earning second-team All-State honors...first-team All-Conference, All-City, All-Section and All-Area as a senior...led team to a 25-4 record and a trip to Final Four of the State Tournament...averaged 27 points, 5.5 rebounds, seven assists and four steals per game as a junior...scored a career-high 50 points against Crane High School his senior year...once scored 31 points in a quarter versus Taft High School...coached by Ronald Branch.

### Personal

Majoring in Liberal Arts.

# CAREER GAME-BY-GAME

## 2003-04

Opponent	Date	GS	Min	TOTAL		3-PTS		FT-FTA	Pct	REBOUNDS		PF-FO	A	TO	Blk	Stl	Pts
				FG-FGA	Pct	3FG-FGA	Pct			Off-Def	Tot						
LUBBOCK CHRISTIAN	11-21-03		3	1-1	1.000	0-0	.000	0-0	.000	0-0	0	0-0	0	0	0	0	2
LOUISIANA-MONROE	11-23-03		3	1-2	.500	1-1	1.000	0-0	.000	0-0	0	0-0	0	0	0	0	3
vs Rhode Island	11-25-03		5	1-3	.333	0-2	.000	0-0	.000	0-0	0	0-0	0	0	0	0	2
vs Bradley	11-26-03		5	1-3	.333	1-3	.333	0-0	.000	0-0	0	1-0	1	0	0	0	3
STETSON	12-02-03		4	0-2	.000	0-1	.000	0-0	.000	0-0	0	0-0	1	1	0	0	0
FLORIDA INTERNATIONAL	12-06-03		1	0-0	.000	0-0	.000	0-0	.000	0-0	0	0-0	0	0	0	0	0
FLORIDA STATE	12-14-03		0	0-0	.000	0-0	.000	0-0	.000	0-0	0	0-0	0	1	0	0	0
NORTH CAROLINA A&T	12-22-03		9	1-3	.333	0-1	.000	1-2	.500	0-1	1	0-0	0	0	0	0	3
FLORIDA ATLANTIC	12-27-03		3	0-0	.000	0-0	.000	0-0	.000	0-0	0	0-0	0	0	0	0	0
IPFW	12-30-03		7	0-3	.000	0-1	.000	0-0	.000	0-0	0	2-0	0	0	0	0	0
SAVANNAH STATE	01-03-04		10	1-6	.167	0-1	.000	0-0	.000	0-3	3	1-0	0	0	0	0	2
at North Carolina	01-07-04		1	0-1	.000	0-0	.000	0-0	.000	0-1	1	0-0	0	0	0	0	0
at Rutgers	02-04-04		0	0-0	.000	0-0	.000	0-0	.000	0-0	0	0-0	0	0	0	0	0
BOSTON COLLEGE	02-11-04		2	0-0	.000	0-0	.000	0-0	.000	0-0	0	0-0	0	0	0	1	0
SYRACUSE	02-14-04		7	1-3	.333	0-1	.000	0-0	.000	0-0	0	2-0	1	1	0	1	2
at Providence	02-21-04		0	0-1	.000	0-1	.000	0-0	.000	0-0	0	0-0	0	0	0	0	0
at Villanova	03-02-04		4	0-1	.000	0-1	.000	0-0	.000	0-0	0	3-0	0	0	0	0	0
WEST VIRGINIA	03-06-04		10	3-6	.500	3-4	.750	0-0	.000	0-0	0	3-0	1	1	0	0	9

## 2004-05

WOFFORD	11-20-04	*	26	5-12	.417	2-4	.500	0-0	.000	0-3	3	0-0	2	5	1	0	12
SOUTH CAROLINA STATE	11-23-04	*	30	4-11	.364	3-7	.429	0-0	.000	0-1	1	5-1	4	3	0	0	11
vs Xavier	11-27-04	*	40	5-14	.357	3-10	.300	0-0	.000	0-2	2	3-0	5	4	0	0	13
FLORIDA ATLANTIC	11-29-04	*	32	1-10	.100	0-5	.000	0-0	.000	0-2	2	2-0	10	5	0	1	2
at Florida	12-04-04	*	29	6-13	.462	3-7	.429	8-8	1.000	0-2	2	2-0	1	3	0	1	23
at Florida International	12-07-04	*	33	7-13	.538	3-7	.429	8-9	.889	1-1	2	3-0	4	4	0	0	25
MASSACHUSETTS	12-12-04	*	31	6-15	.400	4-7	.571	0-0	.000	1-1	2	1-0	7	2	1	1	16
STETSON	12-18-04	*	24	3-7	.429	3-6	.500	2-4	.500	0-2	2	1-0	5	2	0	1	11
TENNESSEE TECH	12-23-04	*	32	4-12	.333	0-5	.000	6-6	1.000	1-1	2	0-0	4	4	0	0	14
APPALACHIAN STATE	12-30-04	*	27	4-11	.364	0-3	.000	1-3	.333	0-5	5	0-0	7	2	0	0	9
NORFOLK STATE	01-02-05	*	24	4-10	.400	0-2	.000	1-1	1.000	0-1	1	4-0	6	3	0	2	9
at Georgia Tech	01-06-05	*	27	5-13	.385	0-4	.000	0-0	.000	1-3	4	2-0	5	1	0	0	10
NORTH CAROLINA STATE	01-09-05	*	27	2-10	.200	0-4	.000	0-0	.000	0-3	3	3-0	5	2	0	0	4
at Virginia	01-12-05	*	31	8-13	.615	1-5	.200	4-8	.500	3-3	6	2-0	2	2	0	0	21
FLORIDA STATE	01-15-05	*	22	2-11	.182	0-4	.000	2-3	.667	0-2	2	1-0	3	3	0	0	6
DUKE	01-19-05	*	26	6-14	.429	2-3	.667	1-2	.500	1-0	1	3-0	3	2	0	0	15
at North Carolina	01-22-05	*	25	2-11	.182	2-6	.333	2-2	1.000	0-0	0	1-0	3	6	0	0	8
CLEMSON	01-26-05	*	32	7-14	.500	1-4	.250	0-1	.000	1-2	3	1-0	6	4	0	1	15
at Wake Forest	01-29-05	*	34	11-19	.579	4-7	.571	2-5	.400	1-1	2	2-0	9	1	0	1	28
VIRGINIA TECH	02-02-05	*	33	3-10	.300	2-6	.333	0-0	.000	0-3	3	3-0	6	2	0	1	8
MARYLAND	02-05-05	*	27	2-11	.182	1-5	.200	0-0	.000	0-3	3	2-0	5	3	0	0	5
at Clemson	02-12-05	*	32	5-12	.417	3-7	.429	2-3	.667	0-3	3	2-0	5	0	0	1	15
WAKE FOREST	02-15-05	*	23	6-15	.400	2-8	.250	0-1	.000	2-1	3	1-0	5	2	0	0	14
at Virginia Tech	02-19-05	*	29	4-9	.444	1-4	.250	1-1	1.000	0-0	0	1-0	5	4	0	2	10
at Florida State	02-22-05	*	32	4-8	.500	3-4	.750	2-4	.500	1-1	2	2-0	4	6	0	0	13
GEORGIA TECH	02-26-05	*	31	3-13	.231	1-6	.167	1-2	.500	2-2	4	2-0	3	3	0	0	8
at Duke	03-03-05	*	35	4-8	.500	2-3	.667	2-2	1.000	0-3	3	4-0	5	6	0	0	12
vs Virginia	03-10-05	*	35	2-10	.200	2-7	.286	2-3	.667	1-3	4	2-0	3	2	0	1	8
at South Carolina	03-15-05	*	29	4-9	.444	4-7	.571	2-2	1.000	0-2	2	0-0	1	1	0	0	14




## CAREER STATISTICS


Year	GP-GS	Min-Avg	Total		Pct	3-PT		Pct	FT-FTA		Pct	Rebounds		PF-FO	Ast	TO	Blk	Stl	Pts-Avg
			FG-FGA			FG-FGA			FT-FTA			Off-Def	Tot-Avg						
2003-04	18-0	74-4.1	10-35		.286	5-17		.294	1-2		.500	0-5	5-0.3	12-0	4	4	0	2	26-1.4
2004-05	29-28	858-29.6	129-338		.382	52-157		.331	49-70		.700	16-56	72-2.5	55-1	133	87	2	13	359-12.4
<b>TOTAL</b>	<b>47-28</b>	<b>932-19.8</b>	<b>139-373</b>		<b>.373</b>	<b>57-174</b>		<b>.328</b>	<b>50-72</b>		<b>.694</b>	<b>16-61</b>	<b>77-1.6</b>	<b>67-1</b>	<b>137</b>	<b>91</b>	<b>2</b>	<b>15</b>	<b>385-8.2</b>

## CAREER HIGHS

Points ..... 28 vs. Wake Forest (1-29-05)  
 FGM ..... 11 vs. Wake Forest (1-29-05)  
 FGA ..... 19 vs. Wake Forest (1-29-05)  
 3 FGM ..... 4 vs. three opponents  
 3 FGA ..... 10 vs. Xavier (11-27-04)  
 FTM ..... 8 vs. two opponents  
 FTA ..... 9 vs. FIU (12-7-04)  
 Reb ..... 6 vs. Virginia (1-12-05)  
 Assists ..... 10 vs. FAU (11-29-04)  
 Blocks ..... 1 vs. two opponents  
 Steals ..... 2 vs. Virginia Tech (2-19-05)  
 Minutes ..... 40 vs. Xavier (11-27-04)







## #42 Raymond Hicks

**6-7, 232, Sophomore, Forward**

**Longview, Texas - Longview High School**

### IN THE PAINT

**Favorite Athlete:**

Shaquille O'Neal

**Favorite Sports Team:**

The Miami Heat

**Favorite Movie:**

Above the Rim

**Favorite TV Show:**

Martin

**Favorite Actor:**

Mike Epps

**Favorite Book:**

Where the Red Fern Grows

**Favorite Magazine:**

SLAM

**Favorite Musical Artist:**

G-Unit, 50 Cent

**Favorite Meal:**

Chicken fried steak and mashed potatoes

**Advice to Youngsters:**

Never give up on yourself. Always believe you can achieve anything you put your mind too.

**Most Prized Possession:**

My parents

**If I Were Not Playing College Basketball, I Would:**

Be in the Army

**Biggest Influence in my Life:**

My father and Coach Martin

**First Impression of Miami:**

What a beautiful place

### At Miami

Sophomore forward who adds depth to the Hurricane frontcourt.

### As a Freshman (2004-05)

Played in 23 games averaging 1.7 points and 1.1 rebounds in 6.4 minutes per game...was 16-32 (.500) from the field this season including 4-7 (.571) from three-point range. **In the Regular Season:** Scored two points in seven minutes against Duke (3-3-05)...did not score in six minutes of action against Georgia Tech (2-26-05)...scored two points and pulled down one rebound in 10 minutes against Virginia Tech (2-19-05)...had two points, one rebound and one assist in seven minutes versus Wake Forest (2-15-05)...scored a season-high seven points, all in the final five minutes of the first half, to go with one rebound and one block against Clemson (2-12-05)...had two points and three rebounds in eight minutes against Maryland (2-5-05)...scored two points in five minutes against Virginia Tech (2-2-05)...registered three points and two rebounds in 10 minutes against Wake Forest (1-29-05)...recorded one rebound and one assist in five minutes against Clemson (1-26-05)...played a season-high 12 minutes against North Carolina (1-22-05) scoring three points and pulling down a team-high six rebounds...had two points, one rebound and one steal in 10 minutes against Appalachian State (12-30-04)...registered four points against Stetson (12-18-04)...played two minutes against UMass (12-12-04) recording two points and one rebound...did not play in Miami's wins at FIU (12-7-04) and at No. 19 Florida (12-4-04)...played four minutes against Xavier (11-27-04) recording two points, the first of his collegiate career...made collegiate debut in Miami's season opener against Wofford (11-20-04) recording five rebounds in 10 minutes of action off the bench. **In the**

**ACC Tournament:** Played a season-high 16 minutes against Virginia (3-10-05) in the opening round of the ACC Tournament recording seven points and two rebounds. **In the NIT:** Did not score in two minutes against South Carolina (3-15-05) in the first round of the NIT.

### High School

Longview High School...averaged 21.2 points and 10.1 rebounds per game as a senior leading Longview to a 29-4 record and its first district title in seven seasons....earned All-State and District 11-5A Co-MVP honors as a senior...team MVP and team captain as a senior...averaged 15.1 points and 8.6 rebounds as a junior...holds Longview school records for points in a game (42), season (698) and career (1,487)...selected as a Texas High School Coaches Association Basketball All-Star...nominated for the McDonald's High School All-America team as a senior...coached by Tim Martin.

### Personal

Majoring in Liberal Arts...nicknamed "Big Tex"...enjoys listening to music and watching football in his spare time.

**CAREER GAME-BY-GAME****2004-05**


Opponent	Date	GS	Min	TOTAL		3-PTS		FT-FTA		REBOUNDS		PF-FO	A	TO	Blk	Stl	Pts
				FG-FGA	Pct	3FG-FGA	Pct	Pct	Pct	Off-Def	Tot						
WOFFORD	11-20-04		10	0-2	.000	0-0	.000	0-0	.000	3-2	5	2-0	0	2	0	0	0
SOUTH CAROLINA STATE	11-23-04		6	0-0	.000	0-0	.000	0-0	.000	0-0	0	1-0	0	0	0	0	0
vs Xavier	11-27-04		4	1-1	1.000	0-0	.000	0-1	.000	0-0	0	1-0	0	0	0	0	2
FLORIDA ATLANTIC	11-29-04		3	0-0	.000	0-0	.000	0-0	.000	0-1	1	1-0	0	1	0	0	0
MASSACHUSETTS	12-12-04		2	1-1	1.000	0-0	.000	0-0	.000	0-1	1	0-0	0	0	0	0	2
STETSON	12-18-04		10	2-3	.667	0-1	.000	0-0	.000	1-0	1	0-0	1	0	0	1	4
APPALACHIAN STATE	12-30-04		10	1-2	.500	0-0	.000	0-0	.000	0-1	1	1-0	0	1	0	1	2
NORFOLK STATE	01-02-05		4	0-0	.000	0-0	.000	0-0	.000	0-0	0	2-0	0	0	0	0	0
at Georgia Tech	01-06-05		0	0-0	.000	0-0	.000	0-0	.000	0-0	0	0-0	0	0	0	0	0
at Virginia	01-12-05		1	0-0	.000	0-0	.000	0-0	.000	0-0	0	0-0	0	0	0	0	0
at North Carolina	01-22-05		12	1-4	.250	0-0	.000	1-2	.500	2-4	6	3-0	0	0	0	1	3
CLEMSON	01-26-05		5	0-0	.000	0-0	.000	0-0	.000	0-1	1	2-0	1	0	0	0	0
at Wake Forest	01-29-05		10	1-3	.333	1-2	.500	0-0	.000	2-0	2	3-0	0	2	0	0	3
VIRGINIA TECH	02-02-05		5	1-1	1.000	0-0	.000	0-0	.000	0-0	0	1-0	0	0	0	0	2
MARYLAND	02-05-05		8	0-1	.000	0-0	.000	2-2	1.000	2-1	3	3-0	0	0	0	0	2
at Clemson	02-12-05		6	3-4	.750	1-1	1.000	0-0	.000	0-1	1	2-0	0	0	1	0	7
WAKE FOREST	02-15-05		7	1-2	.500	0-0	.000	0-0	.000	1-0	1	2-0	1	0	0	0	2
at Virginia Tech	02-19-05		10	1-1	1.000	0-0	.000	0-0	.000	0-1	1	3-0	0	1	0	0	2
at Florida State	02-22-05		3	0-1	.000	0-0	.000	0-0	.000	0-0	0	1-0	0	0	0	0	0
GEORGIA TECH	02-26-05		6	0-1	.000	0-0	.000	0-0	.000	0-0	0	1-0	0	1	0	0	0
at Duke	03-03-05		7	1-1	1.000	0-0	.000	0-0	.000	0-0	0	1-0	0	0	0	0	2
vs Virginia	03-10-05		16	2-4	.500	2-3	.667	1-4	.250	1-1	2	4-0	0	1	0	0	7
at South Carolina	03-15-05		2	0-0	.000	0-0	.000	0-0	.000	0-0	0	0-0	0	0	0	0	0


**CAREER STATISTICS**

Year	GP-GS	Min-Avg	TOTAL		3-PT	Pct	FT-FTA	Pct	REBOUNDS		PF-FO	Ast	TO	Blk	Stl	Pts-Avg
			FG-FGA	Pct	FG-FGA		Pct		Off-Def	Tot-Avg						
2004-05	23-0	147-6.4	16-32	.500	4-7	.571	4-9	.444	12-14	26-1.1	34-0	3	9	1	3	40-1.7

**CAREER HIGHS**

Points ..... 7 vs. two opponents  
 FGM ..... 3 vs. Clemson (2-12-05)  
 FGA ..... 4 vs. three opponents  
 3 FGM ..... 2 vs. Virginia (3-10-05)  
 3 FGA ..... 3 vs. Virginia (3-10-05)  
 FTM ..... 2 vs. Maryland (2-5-05)  
 FTA ..... 4 vs. Virginia (3-10-05)  
 Reb ..... 6 vs. UNC (1-22-05)  
 Assist ..... 1 vs. two opponents  
 Blocks ..... 1 vs. Clemson (2-12-05)  
 Steals ..... 1 vs. three opponents  
 Minutes ..... 16 vs. Virginia (3-10-05)





## #22 Robert Hite

**6-2, 190, Senior, Guard**  
**Cincinnati, Ohio - Winton Woods High School**

### IN THE PAINT

#### Favorite Athlete:

Michael Jordan  
 because he made  
 everyone on the  
 court with him  
 better. He is also a  
 great leader.

#### Favorite Sports Team:

Los Angeles  
 Lakers

#### Favorite Movie:

Training Day

#### Favorite TV Show:

Martin

#### Favorite Actor:

Denzel Washington

#### Favorite Magazine:

Slam

#### Favorite Music:

R&B, Gospel

#### Favorite Meal:

macaroni &  
 cheese, yams,  
 collard greens  
 and chicken

#### Advice To Youngsters:

Don't let anyone  
 make you feel like  
 you can't accom-  
 plish something  
 because you can  
 do anything if you  
 put your mind to it.  
 Follow your  
 dreams and keep  
 God first. Most  
 importantly, stay in  
 school and get  
 your education.

#### The Biggest Influence in My Life:

My parents.

### At Miami

Returning starter at guard...preseason second-team All-ACC selection by Athlon Sports...preseason third-team All-ACC selection by both Lindy's and the ACC Basketball Handbook....considered the Most Underrated Player in the ACC by The Sporting News...became the 27th player in UM history to record 1,000 career points against Virginia Tech (2-2-05)...ranks 20th on UM's career scoring list with 1,159 points...ranks ninth on UM's career steals list with 137...has a 39 inch verticle leap.

### As a Junior (2004-05)

Honorable-mention All-ACC selection...played in all 29 games this season making 28 starts...ranked second on the team in scoring (17.3 ppg) to go with 5.0 rebounds, 1.1 assists, and 1.6 steals per game...scored in double-figures in 26 games...ranked among the ACC leaders in scoring (4th), rebounding (21st), steals (13th), three-point field goal percentage (13th) and three-point field goals made (3rd)...led the team in scoring 11 times this season...was named ACC Player of the Week on December 13th. **In the Regular Season:** Recorded a team-high 17 points and pulled down five rebounds against Duke (3-3-05)...scored 20 points, 17 in the second-half, and pulled down five rebounds against Georgia Tech (2-26-05)...had 17 points and pulled down a game-high eight rebounds against Florida State (2-22-05)...scored a game-high 24 points to go with five rebounds, three assists and two steals against Clemson (2-12-05)...had 17 points and seven rebounds against Maryland (2-5-05)...had 18 points and tied for team-high honors with eight rebounds against Wake Forest (1-29-05)...scored a game-high 21 points against Clemson (1-26-05)...scored 18 points and pulled down five rebounds against Florida State (1-15-05)...had 19 points, three rebounds, one block and four steals against NC State (1-9-05)...scored a team-high 22 points against Norfolk State (1-2-05)...scored a team-high 19 points and matched a career-high with five steals against Tennessee Tech (12-23-04)...had 18 points and five rebounds against UMass (12-12-04)...scored 16 points, 12 in the first half, to go with one assist and one steal in Miami's win at No. 19 Florida (12-4-04)...registered a career-high 38 points, including 28 in the second half, against FAU (11-29-04)...scored a game-high 20 points against Xavier (11-27-04). **In the ACC Tournament:** scored 13 points and pulled down six rebounds against Virginia (3-10-05) in the opening round of the ACC Tournament. **In the NIT:** Had a game-high 23 points against South Carolina (3-15-05) in the first round of the NIT.

### As a Sophomore (2003-04)

Played in all 30 games at guard, making 29 starts...averaged 15.2 points, 3.6 rebounds, 2.0 assists and 2.0 steals per game...shot 168-344 (.488) from the field, including 51-135 (.378) from three-point range, and 68-79 (.861) from the line...ranked second on the team in scoring...led the team in scoring 11 times during the season...led Hurricanes in dunks (29)...team co-captain...named BIG EAST Player of the Week on December 29th...named to All-Tournament team at the 2003 Las Vegas Tourney. **In the Regular Season:** Recorded 18 points, one rebound, three assists and three steals in 31 minutes against Seton Hall (2-24-04)...recorded his second career double-double with 20 points and a season-high 11 rebounds against Rutgers (2-4-04)...was 4-10 from the field, 2-4 from three-point range, and 10-10 from the line...had 21 points, five rebounds and four steals against Villanova (1-25-04)...had 26 points, a season-high eight rebounds, two assists and two steals against Virginia Tech (1-17-04)...was 9-10 from the field, 5-5 from three-point range and 3-4 from the line...tied the school single-game record for three-point field goal percentage...scored a team-high 18 points against St. John's (1-14-04)...played a career-high 43 minutes against Pittsburgh (1-10-04) recording 16 points, four rebounds, six assists and one steal...recorded a career-high 27 points against North Carolina (1-7-04)...connected on 10-16 field goals...scored 26 points, on

11-14 shooting from the field, against Florida Atlantic (12-27-03)...had 14 points, two rebounds and a career-high five steals against Florida International (12-6-03)...scored 20 points in 24 minutes against Stetson (12-2-03).

### As A Freshman (2002-03)

Played in all 28 games making 18 starts...averaged 7.3 points, 3.6 rebounds, 1.4 assists and 1.1 steals per game...ranked third on the team in scoring and scored in double-figures in 10 games. In the Regular Season: Opened the season scoring in double-figures in the first four games...became the first Hurricane freshman since Steven Edwards in 1992 to open the season with four consecutive double-figure scoring games...made collegiate debut and first career start recording 13 points, three rebounds and three steals in 19 minutes versus New Hampshire (11-23-02)...played a team-high 32 minutes recording 13 points, five rebounds, two assists and four steals against Texas A&M (11-26-02)...was 5-10 from the field, including 1-1 from three-point range, and 2-2 from the line...recorded 13 points, five rebounds, two assists and one steal in 20 minutes versus Savannah State (11-30-02)...nearly recorded the first triple-double in school-history with 13 points, 13 rebounds and eight assists against Arkansas-Pine Bluff (12-18-02)...came off the bench against UCF (12-27-02) recording 10 points, two rebounds, two assists and two steals in 24 minutes...had 10 points and six rebounds against Syracuse (1-26-03)...came off the bench against Virginia Tech (2-11-03) to record 11 points, four rebounds and one assist in 16 minutes of work...came off the bench against Georgetown (2-22-03) to record a career-high 15 points and six rebounds...scored 13 points and tied for team-high honors with five rebounds in 19 minutes off the bench against St. John's (3-8-03). **In the BIG EAST Tournament:** Played just 13 minutes against Seton Hall (3-12-03) due to foul trouble...did not score but recorded one rebound and a career-high two blocks.

### High School

Winton Woods...averaged 19.1 points, 5.0 rebounds, 2.0 assists and 2.0 steals per game as a senior...2001-02 Associated Press Ohio Player of the Year...led Winton Woods to a 27-1 record and a runner-up finish at the State Championship...four-year starter and team MVP as a junior and senior...first-team All-State selection as a junior and senior...ranked as the No. 50 prospect in the nation by CNN-SI... averaged 18 points, six rebounds, four assists and five steals as a junior...chose Miami over a number of schools including Tennessee, Dayton, Georgetown and Xavier...coached by David Lumpkin...made honor roll as a sophomore, junior and senior.

### Personal

Nickname is Flight...majoring in Business Management.

## CAREER GAME-BY-GAME

## 2002-03

Opponent	Date	GS	Min	TOTAL		3-PTS		FT-FTA		REBOUNDS		PF-FO	A	TO	Blk	Stl	Pts
				FG-FGA	Pct	3FG-FGA	Pct	Pct	Pct	Off-Def	Tot						
NEW HAMPSHIRE	11-23-02	*	19	4-11	.364	1-4	.250	4-4	1.000	2-1	3	1-0	0	2	0	3	13
TEXAS A&M	11-26-02	*	32	5-10	.500	1-1	1.000	2-2	1.000	2-3	5	2-0	2	3	0	4	13
SAVANNAH STATE	11-30-02	*	20	5-10	.500	2-4	.500	1-2	.500	1-4	5	1-0	2	0	0	1	13
at Florida Atlantic	12-03-02	*	33	5-8	.625	0-2	.000	2-3	.667	3-3	6	2-0	0	2	0	1	12
at Florida State	12-08-02	*	17	1-9	.111	1-5	.200	0-0	.000	2-1	3	1-0	0	3	1	1	3
at Charlotte	12-15-02	*	11	0-1	.000	0-1	.000	0-0	.000	0-0	0	2-0	0	0	0	0	0
ARKANSAS-PINE BLUFF	12-18-02	*	29	3-7	.429	1-2	.500	6-6	1.000	3-10	13	3-0	8	2	0	0	13
vs University of Florida	12-21-02	*	15	0-5	.000	0-0	.000	0-0	.000	1-3	4	2-0	1	1	0	0	0
at UCF	12-27-02	*	24	3-8	.375	0-0	.000	4-5	.800	0-2	2	0-0	2	3	0	2	10
LEHIGH	12-30-02	*	17	2-4	.500	1-2	.500	2-2	1.000	1-1	2	1-0	4	1	0	3	7
NORTH CAROLINA	01-04-03	*	20	2-5	.400	1-2	.500	2-2	1.000	1-3	4	2-0	1	4	0	0	7
at West Virginia	01-07-03	*	17	1-2	.500	1-1	1.000	0-0	.000	0-4	4	1-0	1	0	0	0	3
at Connecticut	01-11-03	*	20	1-6	.167	0-3	.000	2-2	1.000	1-1	2	3-0	1	1	0	3	4
at Seton Hall	01-18-03	*	20	2-7	.286	1-2	.500	0-0	.000	1-1	2	1-0	2	1	0	0	5
CONNECTICUT	01-20-03	*	24	1-5	.200	0-2	.000	0-0	.000	0-0	0	1-0	2	3	0	3	2
SYRACUSE	01-26-03	*	25	4-9	.444	2-4	.500	0-0	.000	2-4	6	4-0	0	1	0	0	10
PROVIDENCE	01-29-03	*	25	3-10	.300	0-2	.000	0-0	.000	2-5	7	0-0	3	2	0	2	6
at St. John's	02-02-03	*	28	3-8	.375	1-3	.333	0-0	.000	0-3	3	4-0	3	2	0	0	7
VILLANOVA	02-08-03	*	20	2-7	.286	1-3	.333	3-4	.750	1-0	1	2-0	1	2	0	0	8
VIRGINIA TECH	02-11-03	*	16	4-7	.571	1-2	.500	2-2	1.000	2-2	4	2-0	1	0	0	0	11
at Boston College	02-15-03	*	20	3-7	.429	1-3	.333	0-0	.000	0-3	3	0-0	0	0	0	1	7
at Providence	02-18-03	*	10	3-7	.429	1-3	.333	0-0	.000	1-1	2	0-0	0	0	0	2	7
GEORGETOWN	02-22-03	*	18	7-10	.700	1-3	.333	0-0	.000	2-4	6	1-0	1	2	0	1	15
at Villanova	02-25-03	*	12	1-3	.333	0-1	.000	1-2	.500	0-1	1	1-0	1	1	1	0	3
BOSTON COLLEGE	03-01-03	*	24	3-8	.375	0-2	.000	3-4	.750	2-3	5	2-0	1	0	0	2	9
at Virginia Tech	03-05-03	*	9	1-2	.500	0-1	.000	0-0	.000	1-0	1	0-0	0	0	0	1	2
ST. JOHN'S	03-08-03	*	19	5-10	.500	2-4	.500	1-1	1.000	1-4	5	1-0	1	0	1	1	13
vs Seton Hall	03-12-03	*	13	0-1	.000	0-0	.000	0-0	.000	0-1	1	5-1	0	0	2	0	0

## 2003-04

LUBBOCK CHRISTIAN	11-21-03	*	21	4-9	.444	2-5	.400	0-0	.000	0-3	3	1-0	1	1	0	0	10
LOUISIANA-MONROE	11-23-03	*	19	4-7	.571	0-1	.000	2-2	1.000	0-0	0	2-0	0	2	0	2	10
vs Rhode Island	11-25-03	*	23	3-9	.333	1-4	.250	4-5	.800	0-1	1	3-0	2	3	0	1	11
vs Bradley	11-26-03	*	30	6-11	.545	3-5	.600	2-2	1.000	1-2	3	2-0	5	4	0	1	17
STETSON	12-02-03	*	24	8-12	.667	4-7	.571	0-0	.000	0-1	1	1-0	1	1	2	2	20
FLORIDA INTERNATIONAL	12-06-03	*	20	5-7	.714	1-2	.500	3-3	1.000	0-2	2	4-0	1	2	0	5	14
UMBC	12-09-03	*	29	7-10	.700	2-3	.667	2-3	.667	1-1	2	1-0	1	0	0	1	18
FLORIDA STATE	12-14-03	*	34	4-13	.308	0-5	.000	2-2	1.000	1-2	3	4-0	3	1	0	4	10
vs Temple	12-20-03	*	29	5-12	.417	3-7	.429	2-2	1.000	1-1	2	2-0	2	4	0	1	15
NORTH CAROLINA A&T	12-22-03	*	30	6-9	.667	3-5	.600	4-4	1.000	0-5	5	1-0	1	2	2	2	19
FLORIDA ATLANTIC	12-27-03	*	26	11-14	.786	1-3	.333	3-3	1.000	3-4	7	2-0	1	3	0	2	26
IPFW	12-30-03	*	24	5-10	.500	3-6	.500	4-4	1.000	1-6	7	1-0	1	2	0	2	17
SAVANNAH STATE	01-03-04	*	20	6-8	.750	1-3	.333	6-8	.750	0-5	5	0-0	4	3	0	5	19
at North Carolina	01-07-04	*	36	10-16	.625	4-10	.400	3-4	.750	2-4	6	3-0	1	1	1	2	27
PITTSBURGH	01-10-04	*	43	7-11	.636	1-2	.500	1-2	.500	1-3	4	2-0	6	5	0	1	16
at St. John's	01-14-04	*	38	7-13	.538	0-2	.000	4-5	.800	0-0	0	2-0	3	0	0	3	18
at Virginia Tech	01-17-04	*	34	9-10	.900	5-5	1.000	3-4	.750	1-7	8	3-0	2	4	0	2	26
RUTGERS	01-21-04	*	33	6-15	.400	1-3	.333	1-2	.500	1-6	7	2-0	0	0	1	2	14
VILLANOVA	01-25-04	*	36	7-18	.389	1-7	.143	6-7	.857	2-3	5	3-0	1	1	0	4	21
at Notre Dame	01-28-04	*	36	5-12	.417	1-4	.250	0-0	.000	0-1	1	2-0	4	1	0	2	11
GEORGETOWN	01-31-04	*	38	5-15	.333	2-8	.250	0-0	.000	2-5	7	2-0	2	4	0	4	12
at Rutgers	02-04-04	*	40	4-10	.400	2-4	.500	10-10	1.000	3-8	11	1-0	2	0	1	0	20
at Georgetown	02-07-04	*	32	3-7	.429	0-2	.000	2-2	1.000	1-4	5	3-0	2	5	0	1	8
BOSTON COLLEGE	02-11-04	*	24	5-11	.455	3-5	.600	0-0	.000	0-1	1	5-1	1	4	1	1	13
SYRACUSE	02-14-04	*	36	4-12	.333	0-3	.000	0-0	.000	3-0	3	1-0	3	2	2	2	8
at Connecticut	02-18-04	*	34	3-11	.273	1-3	.333	1-2	.500	0-1	1	3-0	4	2	0	1	8
at Providence	02-21-04	*	33	6-14	.429	3-8	.375	0-0	.000	1-1	2	2-0	0	4	0	0	15
SETON HALL	02-24-04	*	31	6-17	.353	3-7	.429	3-3	1.000	0-1	1	1-0	3	2	0	3	18
at Villanova	03-02-04	*	27	3-8	.375	0-1	.000	0-0	.000	1-1	2	0-0	2	0	0	3	6
WEST VIRGINIA	03-06-04	*	33	4-13	.308	0-5	.000	0-0	.000	2-2	4	1-0	2	2	0	2	8

## 2004-05

WOFFORD	11-20-04	*	36	5-16	.313	2-7	.286	0-0	.000	0-1	1	1-0	0	2	1	2	12
SOUTH CAROLINA STATE	11-23-04	*	37	7-20	.350	3-9	.333	0-0	.000	3-6	9	2-0	4	2	1	2	17
vs Xavier	11-27-04	*	39	5-12	.417	3-5	.600	7-8	.875	2-5	7	3-0	2	0	0	1	20
FLORIDA ATLANTIC	11-29-04	*	33	14-24	.583	6-12	.500	4-4	1.000	2-3	5	3-0	2	3	1	1	38
at Florida	12-04-04	*	32	5-11	.455	2-5	.400	4-4	1.000	0-2	2	3-0	1	0	0	1	16
at Florida International	12-07-04	*	32	11-19	.579	7-10	.700	0-1	.000	4-5	9	0-0	2	0	0	3	29
MASSACHUSETTS	12-12-04	*	28	6-11	.545	5-6	.833	1-2	.500	0-5	5	3-0	0	1	0	0	18
STETSON	12-18-04	*	25	5-12	.417	0-6	.000	1-1	1.000	1-3	4	3-0	0	1	0	0	11
TENNESSEE TECH	12-23-04	*	33	7-14	.500	4-7	.571	1-1	1.000	3-3	6	1-0	0	1	0	5	19
APPALACHIAN STATE	12-30-04	*	30	6-12	.500	4-9	.444	2-2	1.000	2-3	5	3-0	2	1	1	2	18
NORFOLK STATE	01-02-05	*	34	8-19	.421	3-10	.300	3-3	1.000	1-3	4	0-0	1	3	0	1	22
at Georgia Tech	01-06-05	*	32	5-17	.294	1-7	.143	2-2	1.000	1-4	5	2-0	1	2	0	1	13
NORTH CAROLINA STATE	01-09-05	*	34	8-18	.444	3-7	.429	0-1	.000	1-2	3	2-0	0	1	1	4	19
at Virginia	01-12-05	*	35	3-13	.231	1-6	.167	8-8	1.000	1-7	8	1-0	3	2	1	3	15
FLORIDA STATE	01-15-05	*	33	6-12	.500	3-8	.375	3-4	.750	1-4	5	0-0	1	4	0	1	18
DUKE	01-19-05	*	35	2-7	.286	0-2	.000	2-2	1.000	1-2	3	3-0	0	1	0	2	6
at North Carolina	01-22-05	*	36	2-15	.133	0-7	.000	2-2	1.000	0-2	2	3-0	2	4	0	3	6
CLEMSON	01-26-05	*	34	8-14	.571	1-3	.333	4-5	.800	0-4	4	1-0	1	1	0	0	21
at Wake Forest	01-29-05	*	36	7-18	.389	4-7	.571	0-0	.000	1-7	8	3-0	1	2	0	1	18
VIRGINIA TECH	02-02-05	*	35	7-15	.467	1-5	.200	2-3	.667	0-4	4	1-0	0	3	0	1	17
MARYLAND	02-05-05	*	38	6-21	.286	3-11	.273	2-2	1.000	0-7	7	1-0	1	0	0	1	17
at Clemson	02-12-05	*	33	9-14	.643	4-7	.571	2-2	1.000	0-5	5	2-0	3	3	0	2	24
WAKE FOREST	02-15-05	*	32	3-10	.300	0-4	.000	0-0	.000	0-5	5	2-0	1	1	0	1	6
at Virginia Tech	02-19-05	*	33	4-10	.400	1-2	.500	2-2	1.000	1-1	2	2-0	0	0	0	3	11
at Florida State	02-22-05	*	23	5-8	.625	2-3	.667	5-6	.833	2-6	8	4-0	1	0	0	1	17
GEORGIA TECH	02-26-05	*	34	7-17	.412	2-5	.400	4-5	.800	3-2	5	1-0	1	0	1	0	20
at Duke	03-03-05	*	37	6-15	.400	0-3	.000	5-6	.833	0-5	5	2-0	0	2	0	1	17
vs Virginia	03-10-05	*	34	4-16	.250	2-6	.333	3-4	.750	2-4	6	0-0	0	0	0	1	13
at South Carolina	03-15-05	*	36	8-19	.421	5-10	.500	2-2	1.000	2-1	3	1-0	1	1	0	1	23


## CAREER STATISTICS

Year	GP-GS	Min-Avg	TOTAL		Pct	3-PT		Pct	FT-FTA	Pct	REBOUNDS		PF-FO	Ast	TO	Blk	Stl	Pts-Avg
			FG-FGA			FG-FGA					Off-Def	Tot-Avg						
2002-03	28-18	557-19.9	74-187		.396	20-62		.323	35-41	.854	32-68	100-3.6	45-1	38	36	5	31	203-7.3
2003-04	30-29	913-30.4	168-344		.488	51-135		.378	68-79	.861	28-81	109-3.6	60-1	61	65	10	61	455-15.2
2004-05	29-28	969-33.4	179-429		.417	72-189		.381	71-82	.866	34-111	145-5.0	53-0	31	41	7	45	501-17.3
<b>TOTAL</b>	<b>87-75</b>	<b>2439-28.0</b>	<b>421-960</b>		<b>.439</b>	<b>143-386</b>		<b>.370</b>	<b>174-202</b>	<b>.861</b>	<b>94-260</b>	<b>354-4.1</b>	<b>158-2</b>	<b>130</b>	<b>142</b>	<b>22</b>	<b>137</b>	<b>1159-13.3</b>

## CAREER HIGHS

Points ..... 38 vs. FAU (11-29-04)  
 FGM ..... 14 vs. FAU (11-29-04)  
 FGA ..... 24 vs. FAU (11-29-04)  
 3 FGM ..... 7 vs. FIU (12-7-04)  
 3 FGA ..... 12 vs. FAU (11-29-04)  
 FTM ..... 10 vs. Rutgers (2-4-04)  
 FTA ..... 10 vs. Rutgers (2-4-04)  
 Reb ..... 13 vs. Ark.-Pine Bluff  
 (12-18-02)  
 Assists ..... 8 vs. Ark.-Pine Bluff  
 (12-18-02)  
 Blocks ..... 2 vs. four opponents  
 Steals ..... 5 vs. three opponents  
 Minutes ..... 43 vs. Pittsburgh (1-10-04)





## IN THE PAINT

**Favorite Athlete:**

Kevin Garnett

**Favorite Sports Team:**

Los Angeles

Lakers

**Favorite Movie:**

A Beautiful Mind

**Favorite TV Show:**

Martin

**Favorite Book:**

Fahrenheit 451

**Favorite Magazine:**

Slam

**Favorite Music**

Rap

**Favorite Musical Artist:**

DMX

**Favorite Meal:**

Lasagna

**Advice to Youngsters:**

Never give up.

**Most prized possession:**

My tattoo of my brother

**The person who has been the biggest influence in my life:**

My mother

# #50 Anthony King

**6-9, 230, Junior, Forward/Center**

**Durham, N.C. - Southern Durham High School**

### At Miami

Has played in 50 career games making 29 starts...ranks eighth on UM's career blocked shot list with 92...has 10 career double-figure rebound games marking the eighth highest total since UM reinstated the program in 1985...has a career average of 5.5 rebounds per game.

### As a Sophomore (2004-05)

ACC All-Defensive Team selection...started all 29 games at center joining Guillermo Diaz as the only Hurricanes to start every game...averaged 6.3 points, 8.0 rebounds and 3.0 blocks per game...led team in rebounding and blocked shots...ranked No. 2 in the ACC in blocked shots, fifth in rebounding, fifth in offensive rebounds (3.34) and ninth in defensive rebounds (4.62)...ranked seventh in the nation in blocked shots...recorded 10-or-more rebounds in 10 games...led the team in rebounding 13 times...set a UM and ACC record with 13 blocks against FAU (11-29-04)...recorded the first triple-double in UM history and the 20th triple-double in the history of the ACC against FAU (11 pts, 10 reb, 13 blk)...established a UM single season blocked shot record with 86. **In the Regular Season:** recorded a double-double with a career-high 14 points and 12 rebounds versus Clemson (2-12-05)...scored 12 points and pulled down a team-high eight rebounds against Virginia Tech (2-2-05)...recorded a double-double with 10 points and 10 rebounds against Duke (1-19-05)...recorded five points, seven rebounds, four blocks and a career-high three assists against Virginia (1-12-05)...came within one point of a double-double against NC State (1-9-05) recording nine points and a team-high 10 rebounds, to go with four blocked shots...recorded five points and a game-high 11 rebounds against Tennessee Tech (12-23-04)...played a career-high 36 minutes against Florida (12-4-04) recording nine points, 10 rebounds, two assists and three blocks...posted a triple-double against FAU (11-29-04) with 11 points, 10 rebounds and 13 blocked shots...recorded four points, a team-high 11 rebounds and three blocks against Xavier (11-27-04)...made first career start in Miami's season opener against Wofford (11-20-04) recording eight points, 19 rebounds, four blocks and two steals in 28 minutes...his 19 rebounds were the most by a Hurricane since the rebirth of the program in 1985. **In the ACC Tournament:** had four points and a game-high 14 rebounds against Virginia (3-10-05) in the opening round of the ACC Tournament. **In the NIT:** Recorded three points, four rebounds and three blocks against South Carolina (3-15-05) in the first round of the NIT.

### As a Freshman (2003-04)

Played in 21 games averaging 1.0 points and 2.1 rebounds in 6.8 minutes per game. **In the Regular Season:** Recorded two points and two rebounds in eight minutes against Villanova (3-2-04)...scored a career-high five points and pulled down five rebounds against Seton Hall (2-24-04)...was 2-2 from the field and 1-2 from the line in nine minutes of action...played 12 strong minutes against Georgetown (2-7-04) recording three points, a career-high six rebounds, one steal and one block...recorded two rebounds and one steal in five minutes versus Pittsburgh (1-10-04)...played nine minutes in his return to North Carolina (1-7-04) recording two points and four rebounds...played a season-high 17 minutes against Savannah State (1-3-04) recording four points, five rebounds and one assist...played 16 minutes against North Carolina A&T (12-22-03) recording two rebounds and two blocks...played six minutes against Florida State (12-14-03) recording two points and one rebound...played five minutes against Stetson (12-2-03) recording two rebounds, one assist, one block and one steal...scored first career point to go with two rebounds against Rhode Island (11-25-03)...played three minutes versus Louisiana-Monroe (11-23-03) recording one rebound...recorded two rebounds in four minutes of action against Lubbock Christian (11-21-03).

### High School

Southern Durham...averaged 21 points, 12 rebounds and 5 blocks per game as a senior earning first-Team All-Area by the Durham Herald-Sun...team MVP as a senior...team captain as a junior and senior...recorded two career triple doubles in high school...recorded 24 points, 23 rebounds and 10 blocks versus Webb High School, and 21 points, 16 rebounds and 11 blocks against Southern Alamance...led team to conference championship as a freshman, sophomore and junior...coached by Levi Beckwith.

### Personal

Nickname is King...majoring in Liberal Arts (Sociology)...enjoys surfing the internet in his free time.



## CAREER GAME-BY-GAME

## 2003-04

Opponent	Date	GS	Min	TOTAL		3-PTS		FT-FTA	Pct	REBOUNDS		PF-FO	A	TO	Blk	Stl	Pts
				FG-FGA	Pct	3FG-FGA	Pct			Off-Def	Tot						
LUBBOCK CHRISTIAN	11-21-03		4	0-0	.000	0-0	.000	0-0	.000	0-2	2	0-0	0	2	0	0	0
LOUISIANA-MONROE	11-23-03		3	0-0	.000	0-0	.000	0-0	.000	1-0	1	0-0	0	0	0	0	0
vs Rhode Island	11-25-03		5	0-0	.000	0-0	.000	1-5	.200	0-2	2	0-0	1	0	0	0	1
STETSON	12-02-03		5	0-0	.000	0-0	.000	0-0	.000	1-1	2	0-0	1	0	1	1	0
FLORIDA INTERNATIONAL	12-06-03		1	0-0	.000	0-0	.000	0-0	.000	0-0	0	0-0	0	0	0	0	0
FLORIDA STATE	12-14-03		6	1-1	1.000	0-0	.000	0-0	.000	0-1	1	1-0	0	0	0	0	2
vs Temple	12-20-03		1	0-0	.000	0-0	.000	0-0	.000	0-0	0	0-0	0	0	0	0	0
NORTH CAROLINA A&T	12-22-03		16	0-0	.000	0-0	.000	0-4	.000	0-2	2	0-0	0	0	2	0	0
FLORIDA ATLANTIC	12-27-03		6	0-0	.000	0-0	.000	0-0	.000	0-1	1	0-0	0	0	0	0	0
IPFW	12-30-03		7	0-0	.000	0-0	.000	0-0	.000	0-2	2	1-0	0	0	0	0	0
SAVANNAH STATE	01-03-04		17	1-4	.250	0-0	.000	2-2	1.000	1-4	5	1-0	1	1	0	0	4
at North Carolina	01-07-04		9	1-2	.500	0-0	.000	0-1	.000	3-1	4	1-0	0	0	0	0	2
PITTSBURGH	01-10-04		5	0-0	.000	0-0	.000	0-0	.000	1-1	2	0-0	0	0	0	1	0
at Rutgers	02-04-04		5	0-0	.000	0-0	.000	0-0	.000	0-1	1	1-0	0	1	1	0	0
at Georgetown	02-07-04		12	1-2	.500	0-0	.000	1-2	.500	3-3	6	1-0	0	0	1	1	3
BOSTON COLLEGE	02-11-04		5	0-0	.000	0-0	.000	0-0	.000	0-1	1	0-0	0	0	1	0	0
SYRACUSE	02-14-04		8	0-0	.000	0-0	.000	1-4	.250	2-1	3	0-0	0	0	0	0	1
at Connecticut	02-18-04		9	0-0	.000	0-0	.000	0-0	.000	1-1	2	3-0	0	1	0	0	0
at Providence	02-21-04		2	0-1	.000	0-0	.000	0-0	.000	0-0	0	0-0	0	0	0	1	0
SETON HALL	02-24-04		9	2-2	1.000	0-0	.000	1-2	.500	3-2	5	0-0	1	0	0	1	5
at Villanova	03-02-04		8	1-1	1.000	0-0	.000	0-0	.000	1-1	2	0-0	0	0	0	0	2

## 2004-05


WOFFORD	11-20-04	*	28	3-9	.333	0-0	.000	2-5	.400	7-12	19	2-0	0	2	4	2	8
SOUTH CAROLINA STATE	11-23-04	*	15	0-0	.000	0-0	.000	0-2	.000	1-2	3	1-0	0	2	2	0	0
vs Xavier	11-27-04	*	31	2-9	.222	0-0	.000	0-2	.000	7-4	11	5-1	1	0	3	0	4
FLORIDA ATLANTIC	11-29-04	*	30	5-8	.625	0-0	.000	1-2	.500	5-5	10	2-0	0	1	13	1	11
at Florida	12-04-04	*	36	4-5	.800	0-0	.000	1-4	.250	3-7	10	2-0	2	2	3	0	9
at Florida International	12-07-04	*	31	1-1	1.000	0-0	.000	4-4	1.000	1-6	7	3-0	2	0	1	1	6
MASSACHUSETTS	12-12-04	*	26	1-2	.500	0-0	.000	0-0	.000	3-6	9	2-0	0	2	3	0	2
STETSON	12-18-04	*	24	3-4	.750	0-0	.000	1-2	.500	3-4	7	1-0	2	2	1	1	7
TENNESSEE TECH	12-23-04	*	30	2-4	.500	0-0	.000	1-2	.500	2-9	11	1-0	2	0	2	1	5
APPALACHIAN STATE	12-30-04	*	23	3-6	.500	0-0	.000	1-2	.500	5-6	11	1-0	0	1	3	1	7
NORFOLK STATE	01-02-05	*	30	3-3	1.000	0-0	.000	5-6	.833	2-3	5	0-0	1	1	2	2	11
at Georgia Tech	01-06-05	*	29	3-6	.500	0-0	.000	1-4	.250	4-4	8	3-0	0	1	3	0	7
NORTH CAROLINA STATE	01-09-05	*	33	4-5	.800	0-0	.000	1-1	1.000	6-4	10	0-0	0	2	4	0	9
at Virginia	01-12-05	*	32	1-2	.500	0-0	.000	3-6	.500	1-6	7	1-0	3	1	4	0	5
FLORIDA STATE	01-15-05	*	32	3-4	.750	0-0	.000	2-3	.667	1-4	5	1-0	0	0	6	0	8
DUKE	01-19-05	*	33	5-10	.500	0-0	.000	0-0	.000	5-5	10	5-1	1	0	0	0	10
at North Carolina	01-22-05	*	17	1-3	.333	0-0	.000	1-2	.500	1-4	5	4-0	0	0	4	1	3
CLEMSON	01-26-05	*	28	1-1	1.000	0-0	.000	0-0	.000	0-5	5	2-0	0	3	3	0	2
at Wake Forest	01-29-05	*	17	2-4	.500	0-0	.000	0-0	.000	3-2	5	2-0	0	0	0	1	4
VIRGINIA TECH	02-02-05	*	32	5-5	1.000	0-0	.000	2-3	.667	5-3	8	2-0	0	2	2	1	12
MARYLAND	02-05-05	*	35	3-5	.600	0-0	.000	3-6	.500	4-4	8	2-0	0	1	5	1	9
at Clemson	02-12-05	*	31	7-8	.875	0-0	.000	0-0	.000	7-5	12	3-0	0	3	3	1	14
WAKE FOREST	02-15-05	*	31	2-6	.333	0-0	.000	2-2	1.000	4-5	9	2-0	1	0	3	1	6
at Virginia Tech	02-19-05	*	33	4-7	.571	0-0	.000	0-0	.000	4-2	6	2-0	0	2	0	2	8
at Florida State	02-22-05	*	27	1-3	.333	0-0	.000	0-0	.000	0-3	3	1-0	3	1	3	1	2
GEORGIA TECH	02-26-05	*	30	3-3	1.000	0-0	.000	0-4	.000	2-3	5	3-0	0	1	2	1	6
at Duke	03-03-05	*	31	0-4	.000	0-0	.000	0-0	.000	1-3	4	1-0	1	1	4	1	0
vs Virginia	03-10-05	*	33	2-8	.250	0-0	.000	0-1	.000	6-8	14	2-0	0	1	0	1	4
at South Carolina	03-15-05	*	26	1-6	.167	0-0	.000	1-2	.500	4-0	4	3-0	0	0	3	0	3


## CAREER STATISTICS

Year	GP-GS	Min-Avg	TOTAL		Pct	3-PT		Pct	FT-FTA	Pct	REBOUNDS		PF-FO	Ast	TO	Blk	Stl	Pts-Avg
			FG-FGA			FG-FGA					Off-Def	Tot-Avg						
2003-04	21-0	143-6.8	7-13		.538	0-0		.000	6-20	.300	17-27	44-2.1	9-0	4	5	6	5	20-1.0
2004-05	29-29	834-28.8	75-141		.532	0-0		.000	32-65	.492	97-134	231-8.0	59-2	19	32	86	21	182-6.3
<b>TOTAL</b>	<b>50-29</b>	<b>977-19.5</b>	<b>82-154</b>		<b>.532</b>	<b>0-0</b>		<b>.000</b>	<b>38-85</b>	<b>.447</b>	<b>114-161</b>	<b>275-5.5</b>	<b>68-2</b>	<b>23</b>	<b>37</b>	<b>92</b>	<b>26</b>	<b>202-4.0</b>

## CAREER HIGHS

Points ..... 14 vs. Clemson (2-12-05)  
 FGM ..... 7 vs. Clemson (2-12-05)  
 FGA ..... 10 vs. Duke (1-19-05)  
 3 FGM ..... 0  
 3 FGA ..... 0  
 FTM ..... 5 vs. Norfolk State (1-2-05)  
 FTA ..... 6 vs. three opponents  
 Reb ..... 19 vs. Wofford (11-20-04)  
 Assists ..... 3 vs. two opponents  
 Blocks ..... 13 vs. FAU (11-29-04)  
 Steals ..... 2 vs. three opponents  
 Minutes ..... 36 vs. Florida (12-4-04)





## #21 Jonathan Stratton

**6-3, 165, Freshman, Guard**  
**Sandusky, Ohio - Sandusky High School**

### At Miami

Walk-on who joined the team prior to the 2004-05 season.

### As a Freshman (2004-05)

Played in two games this season averaging 2.0 minutes per contest.

**In the Regular Season:** Did not score in one minute of action against Appalachian State (12-30-04)...saw first action of the season playing three minutes against Stetson (12-18-04).

### High School

Sandusky High School...averaged 10.7 points, 4.0 rebounds, 4.5 assists, 3.7 blocks and shot 44 percent from three-point range as a senior leading team to a 15-8 record, the Sectional Championship, and a trip to the District Semifinals...team captain and team Defensive Player of the Year as a senior...member of the National Honor Society...coached in basketball by T.J. James.

### Personal

Undeclared major in the School of Business...nickname is J-Strat...enjoys playing volleyball and wakeboarding in his free time...lists the Chicago Bulls as his favorite sports team and Michael Jordan as his favorite athlete.

### IN THE PAINT

**Favorite Athlete:**

Michael Jordan

**Favorite Sports Team:**

Chicago Bulls

**Favorite Movie:**

Bad Boys II

**Favorite TV Show:**

Rap City

**Favorite Actor:**

Will Smith

**Favorite Book:**

Rebound

**Favorite Magazine:**

Slam

**Favorite Meal:**

Jerk Chicken

**My Advice to Youngsters:**

Never stop trying.

**My Most Prized Possession:**

My basketball

**The Person Who Has Been**

**The Biggest Influence In My**

**Life:**

My parents

CAREER GAME-BY-GAME

2004-05


Opponent	Date	GS	Min	TOTAL		3-PTS		FT-FTA		REBOUNDS		PF-FO	A	TO	Blk	Stl	Pts
				FG-FGA	Pct	3FG-FGA	Pct	Pct	Pct	Off-Def	Tot						
STETSON	12-18-04		3	0-1	.000	0-1	.000	0-0	.000	0-0	0	0-0	0	1	0	0	0
APPALACHIAN STATE	12-30-04		1	0-0	.000	0-0	.000	0-0	.000	0-0	0	0-0	0	0	0	0	0

CAREER GAME-BY-GAME

Year	GP-GS	Min-Avg	Total		3-PT		FT-FTA		Rebounds		PF-FO	Ast	TO	Blk	Stl	Pts-Avg
			FG-FGA	Pct	FG-FGA	Pct	Pct	Pct	Off-Def	Tot-Avg						
2004-05	2-0	4-2.0	0-1	.000	0-1	.000	0-0	.000	0-0	0-0.0	0-0	0	1	0	0	0-0.0

CAREER HIGHS

Points	0
FGM	0
FGA	1 vs. Stetson (12-18-04)
3 FGM	0
3 FGA	1 vs. Stetson (12-18-04)
FTM	0
FTA	0
Reb	0
Assist	0
Blocks	0
Steals	0
Minutes	3 vs. Stetson (12-18-04)





## #11 Eric Wilkins

**6-4, 192, Senior, Guard**  
**Plainfield, N.J. - Oak Hill (Va.) Academy**

### IN THE PAINT

**Favorite Athlete:**

Kobe Bryant

**Favorite Sports Team:**

Los Angeles Lakers

**Favorite Movie:**

Friday

**Favorite TV Show:**

Martin

**Favorite Actor:**

Mel Gibson

**Favorite Magazine:**

Slam

**Favorite Meal:**

Steak and Lobster

**Advice to Youngsters:**

Don't try to be better than the person next to you, just try to be the best person you can be.

**If I Were Not Playing Basketball I Would:**

Be a writer or artist.

**The person who has been the biggest influence in my life:**

My brother,  
Ed Wilkins, Jr.

### At Miami

Junior guard who will push for major minutes in the Hurricane backcourt...has good size and strength...is a tremendous athlete and a strong defender...has verticle jump of 39.5 inches.

### As a Junior (2004-05)

Played in all 29 games this season making one start...averaged 1.5 points and 1.1 rebounds in 10.5 minutes per game. **In the Regular Season:** Recorded two points, one rebound and one steal against Georgia Tech (2-26-05)...had three rebounds and one assist in a season-high 18 minutes against Florida State (2-22-05)...recorded four points, on 2-2 shooting from the field, and one rebound in nine minutes against Wake Forest (2-15-05)...made first start of the season against Wake Forest (1-29-05) recording two rebounds in 10 minutes of work...recorded two points and one rebound in 12 minutes of action against Clemson (1-26-05)...had four points and two steals in 14 minutes of action against North Carolina (1-22-05)...registered one steal in eight minutes against Duke (1-19-05)...matched a season-high with six points against Virginia (1-12-05)...had three points and one steal in 13 minutes against NC State (1-9-05)...recorded two points and one steal in 13 minutes against Georgia Tech (1-6-05)...recorded three points, three rebounds, one assist and one block in 14 minutes against Appalachian State (12-30-04)...recorded three points, one rebound, one assist and one steal against Stetson (12-18-04)...had four points, three rebounds and one assist in 14 minutes of action against UMass (12-12-04)...had two rebounds and one steal in a season-high 14 minutes of action against No. 19 Florida (12-4-04)...played 10 minutes against Wofford (11-20-04) recording six points, and one rebound. **In the ACC Tournament:** Did not score in three minutes of action against Virginia (3-10-05) in the opening round of the ACC Tournament. **In the NIT:** Had two points, one rebound and one assist in five minutes against South Carolina (3-15-05) in the first round of the NIT.

### As a Sophomore (2003-04)

Played in all 30 games, making 13 starts...averaged 3.9 points, 2.0 rebounds and 1.2 assists in 15.8 minutes per game...shot 47-92 (.511) from the field...scored in double-figures twice. **In the Regular Season:** Played 14 minutes against Connecticut (2-18-04) recording nine points and one rebound...was 4-6 from the field including 1-1 from three-point range...had seven points, two rebounds and one assist in 19 minutes against Georgetown (2-7-04)...posted six points, three rebounds, one assist and one steal against Rutgers (1-21-04)...was 2-2 from the field...played 22 minutes against Virginia Tech (1-17-04) recording nine points, five rebounds and one assist...was 3-3 from the field and 3-6 from the line...had three points, four rebounds, two assists, one block and one steal in 13 minutes vs. St. John's (1-14-04)...had eight points, on 4-6 shooting, and two assists against IPFW (12-30-03)...recorded 11 points, four rebounds, one assist, one block and one steal in 19 minutes against Florida Atlantic (12-27-03)...registered a season-high 12 points against North Carolina A&T (12-22-03)...also had three rebounds, three assists and one steal in 17 minutes of action...recorded one point, tied a career-high with five rebounds, handed out two assists and registered one steal against Temple (12-20-03)...had three rebounds, three assists and one steal in 13 minutes versus Florida State (12-14-03)...played 17 minutes against UMBC (12-9-03) recording four points, three assists and one steal...had four points, one rebound, two assists, two steals and two blocks against Florida International (12-6-03)...had four points, four rebounds and four assists against Stetson (12-2-03)...recorded nine points, two rebounds

and two assists in 19 minutes against Bradley (11-26-03)...had four points and three rebounds in 21 minutes against Rhode Island (11-25-03)...had six points, one assist and one steal against Louisiana-Monroe (11-23-03)...started against Lubbock Christian (11-21-03) recording four points, five rebounds, one assist, one steal and two blocks.

### As A Freshman (2002-03)

Played in all 28 games making nine starts...averaging 4.4 points, 2.0 rebounds and 1.4 assists in 17.8 minutes per game. **In the Regular Season:** Made collegiate debut in the Hurricanes' opener against New Hampshire (11-23-02) recording six points, two assists and one steal in 20 minutes off the bench...recorded 10 points, five rebounds and one assist against Savannah State (11-30-02)...played a season-high 26 minutes versus Florida Atlantic (12-3-02) registering six points, four rebounds, one assist and one steal...recorded two points, two rebounds, one assist and a season-high two steals versus Seton Hall (1-18-03)...made first career start against Providence (1-29-03) recording two points, one rebound, one assist and one steal in 11 minutes...gave Miami the lead for good (57-55) with a steal and dunk with 1:37 to play...played a career-high 31 minutes against Villanova (2-8-03) recording nine points, two rebounds, one steal and a career-high seven assists...made second career start recording 13 points along with two rebounds and one assist against Virginia Tech (2-11-03)...registered eight points, five assists and one steal against Boston College (2-15-03)...scored a career-high 19 points and matched a career-high with five rebounds in 27 minutes versus Virginia Tech (3-5-03). **In the BIG EAST Tournament:** Had four points, five rebounds and one assist against Seton Hall (3-12-03).

### High School

Oak Hill Academy...starting shooting guard for team that finished 32-1 and ended the season ranked third in the nation by USA Today...averaged 9.0 points, 4.0 rebounds, 2.5 assists and 2.0 steals per game as a senior...started every game as a junior averaging 8.7 points in 18 minutes per game in helping team to a 33-0 record and a No. 1 national ranking...connected on 21-37 (.568) three-point attempts as a junior...coached by Steve Smith.

### Personal

Nickname is E...brother Ed Wilkins Jr. was an offensive lineman on the 2001 University of Miami National Champion football team...enjoys reading in his spare time...majoring in Liberal Arts (Sociology).

## CAREER GAME-BY-GAME

## 2002-03

Opponent	Date	GS	Min	TOTAL		3-PTS		FT-FTA		REBOUNDS		PF-FO	A	TO	Blk	Stl	Pts
				FG-FGA	Pct	3FG-FGA	Pct	Pct	Pct	Off-Def	Tot						
NEW HAMPSHIRE	11-23-02		20	2-5	.400	0-1	.000	2-2	1.000	0-0	0	0-0	2	0	0	1	6
TEXAS A&M	11-26-02		14	0-3	.000	0-1	.000	2-2	1.000	0-2	2	1-0	1	0	0	1	2
SAVANNAH STATE	11-30-02		17	4-7	.571	0-1	.000	2-2	1.000	4-1	5	0-0	1	2	0	0	10
at Florida Atlantic	12-03-02		26	2-4	.500	0-0	.000	2-4	.500	2-2	4	1-0	1	1	0	1	6
at Florida State	12-08-02		13	2-5	.400	0-0	.000	2-2	1.000	3-0	3	0-0	1	0	0	0	6
at Charlotte	12-15-02		18	3-7	.429	1-1	1.000	0-0	.000	1-1	2	1-0	3	2	0	0	7
ARKANSAS-PINE BLUFF	12-18-02		17	0-0	.000	0-0	.000	0-1	.000	0-3	3	2-0	1	5	0	0	0
vs University of Florida	12-21-02		7	0-1	.000	0-0	.000	1-2	.500	0-0	0	1-0	0	1	1	0	1
at UCF	12-27-02		9	1-2	.500	0-0	.000	0-1	.000	0-0	0	0-0	1	0	0	1	2
LEHIGH	12-30-02		10	0-0	.000	0-0	.000	0-0	.000	0-1	1	1-0	0	1	0	0	0
NORTH CAROLINA	01-04-03		17	2-3	.667	0-0	.000	0-0	.000	2-3	5	1-0	1	1	0	1	4
at West Virginia	01-07-03		13	0-2	.000	0-0	.000	0-0	.000	0-1	1	2-0	0	1	0	0	0
at Connecticut	01-11-03		13	1-2	.500	0-0	.000	0-0	.000	0-0	0	2-0	1	1	0	1	2
at Seton Hall	01-18-03		19	1-4	.250	0-1	.000	0-0	.000	2-0	2	1-0	1	1	0	2	2
CONNECTICUT	01-20-03		1	0-0	.000	0-0	.000	0-0	.000	0-0	0	0-0	1	0	0	0	0
SYRACUSE	01-26-03		4	0-0	.000	0-0	.000	0-0	.000	1-0	1	0-0	0	0	0	0	0
PROVIDENCE	01-29-03	*	11	1-2	.500	0-0	.000	0-0	.000	1-0	1	0-0	1	2	0	1	2
at St. John's	02-02-03		10	1-3	.333	0-0	.000	0-0	.000	1-2	3	1-0	0	1	0	0	2
VILLANOVA	02-08-03		31	2-3	.667	0-1	.000	5-6	.833	1-1	2	1-0	7	1	0	1	9
VIRGINIA TECH	02-11-03	*	26	5-7	.714	1-2	.500	2-2	1.000	0-2	2	2-0	1	0	0	0	13
at Boston College	02-15-03	*	28	3-7	.429	0-1	.000	2-3	.667	0-0	0	3-0	5	2	0	1	8
at Providence	02-18-03	*	29	3-6	.500	0-0	.000	0-0	.000	1-1	2	1-0	3	6	0	0	6
GEORGETOWN	02-22-03	*	25	1-5	.200	0-1	.000	0-2	.000	1-1	2	0-0	0	1	0	1	2
at Villanova	02-25-03	*	25	1-4	.250	0-1	.000	0-0	.000	1-1	2	2-0	3	5	0	0	2
BOSTON COLLEGE	03-01-03	*	21	1-1	1.000	0-0	.000	2-3	.667	0-0	0	3-0	0	3	0	1	4
at Virginia Tech	03-05-03	*	27	7-9	.778	0-0	.000	5-9	.556	2-3	5	1-0	1	0	0	0	19
ST. JOHN'S	03-08-03		19	2-5	.400	0-0	.000	0-0	.000	2-2	4	3-0	1	3	0	0	4
vs Seton Hall	03-12-03	*	28	2-9	.222	0-0	.000	0-2	.000	4-1	5	2-0	1	0	0	0	4

## 2003-04

LUBBOCK CHRISTIAN	11-21-03	*	20	2-3	.667	0-0	.000	0-0	.000	2-3	5	0-0	1	2	2	1	4
LOUISIANA-MONROE	11-23-03	*	23	2-4	.500	0-0	.000	2-2	1.000	0-0	0	2-0	1	2	0	1	6
vs Rhode Island	11-25-03	*	21	2-3	.667	0-0	.000	0-0	.000	1-2	3	4-0	0	2	0	0	4
vs Bradley	11-26-03	*	19	4-7	.571	0-1	.000	1-1	1.000	1-1	2	1-0	2	1	0	0	9
STETSON	12-02-03	*	15	2-3	.667	0-0	.000	0-0	.000	2-2	4	1-0	4	2	0	0	4
FLORIDA INTERNATIONAL	12-06-03	*	18	2-2	1.000	0-0	.000	0-0	.000	0-1	1	2-0	2	4	2	2	4
UMBC	12-09-03	*	17	2-6	.333	0-2	.000	0-0	.000	0-0	0	2-0	3	1	0	1	4
FLORIDA STATE	12-14-03	*	13	0-3	.000	0-0	.000	0-0	.000	1-2	3	1-0	3	2	0	1	0
vs Temple	12-20-03	*	25	0-1	.000	0-0	.000	1-2	.500	3-2	5	1-0	2	1	0	1	1
NORTH CAROLINA A&T	12-22-03	*	17	5-7	.714	0-0	.000	2-2	1.000	2-1	3	1-0	3	1	0	1	12
FLORIDA ATLANTIC	12-27-03	*	19	5-6	.833	0-0	.000	1-1	1.000	0-4	4	3-0	1	3	1	1	11
IPFW	12-30-03	*	14	4-6	.667	0-0	.000	0-0	.000	0-1	1	0-0	2	2	0	0	8
SAVANNAH STATE	01-03-04		20	1-3	.333	0-0	.000	1-3	.333	1-1	2	1-0	1	1	1	0	3
at North Carolina	01-07-04		8	1-2	.500	0-0	.000	0-0	.000	0-2	2	2-0	0	1	0	2	2
PITTSBURGH	01-10-04		9	0-1	.000	0-0	.000	0-0	.000	0-0	0	0-0	0	0	0	0	0
at St. John's	01-14-04		13	0-1	.000	0-0	.000	3-4	.750	1-3	4	0-0	2	0	1	1	3
at Virginia Tech	01-17-04		22	3-3	1.000	0-0	.000	3-6	.500	1-4	5	3-0	1	1	0	0	9
RUTGERS	01-21-04		17	2-2	1.000	0-0	.000	2-4	.500	1-2	3	0-0	1	1	0	1	6
VILLANOVA	01-25-04		11	0-0	.000	0-0	.000	0-0	.000	0-0	0	2-0	1	0	0	0	0
at Notre Dame	01-28-04		3	0-0	.000	0-0	.000	0-2	.000	0-0	0	0-0	0	1	0	0	0
GEORGETOWN	01-31-04		18	0-3	.000	0-0	.000	2-2	1.000	0-0	0	1-0	0	3	0	0	2
at Rutgers	02-04-04		15	0-3	.000	0-1	.000	0-0	.000	1-0	1	1-0	2	0	0	0	0
at Georgetown	02-07-04		19	2-3	.667	0-0	.000	3-5	.600	1-1	2	4-0	1	1	0	0	7
BOSTON COLLEGE	02-11-04	*	25	2-2	1.000	0-0	.000	0-0	.000	0-1	1	0-0	1	1	0	0	4
SYRACUSE	02-14-04		13	2-2	1.000	0-0	.000	0-1	.000	1-1	2	0-0	0	0	0	0	4
at Connecticut	02-18-04		14	4-6	.667	1-1	1.000	0-1	.000	1-0	1	0-0	0	0	0	0	9
at Providence	02-21-04		13	0-2	.000	0-1	.000	0-0	.000	0-3	3	1-0	1	0	0	0	0
SETON HALL	02-24-04		13	0-5	.000	0-0	.000	0-0	.000	0-2	2	1-0	0	1	0	0	0
at Villanova	03-02-04		14	0-2	.000	0-1	.000	0-0	.000	0-0	0	0-0	1	0	0	1	0
WEST VIRGINIA	03-06-04		7	0-1	.000	0-0	.000	0-0	.000	0-0	0	1-0	1	1	0	1	0

## 2004-05

WOFFORD	11-20-04	10	2-2	1.000	0-0	.000	2-2	1.000	0-1	1	1-0	0	1	0	0	6
SOUTH CAROLINA STATE	11-23-04	19	0-2	.000	0-0	.000	0-0	.000	1-2	3	1-0	0	1	1	1	0
vs Xavier	11-27-04	6	0-1	.000	0-0	.000	0-0	.000	0-1	1	1-0	0	1	0	0	0
FLORIDA ATLANTIC	11-29-04	12	0-0	.000	0-0	.000	2-2	1.000	1-1	2	1-0	1	0	1	0	2
at Florida	12-04-04	14	0-1	.000	0-1	.000	0-0	.000	0-2	2	1-0	0	0	0	1	0
at Florida International	12-07-04	12	0-0	.000	0-0	.000	1-2	.500	0-0	0	0-0	0	2	0	0	1
MASSACHUSETTS	12-12-04	14	2-5	.400	0-0	.000	0-0	.000	2-1	3	0-0	1	1	0	0	4
STETSON	12-18-04	10	1-2	.500	0-0	.000	1-2	.500	1-0	1	1-0	1	2	0	1	3
TENNESSEE TECH	12-23-04	11	0-0	.000	0-0	.000	0-0	.000	0-0	0	2-0	1	2	0	1	0
APPALACHIAN STATE	12-30-04	14	1-2	.500	0-0	.000	1-2	.500	1-2	3	0-0	1	0	1	0	3
NORFOLK STATE	01-02-05	12	0-2	.000	0-1	.000	0-0	.000	0-1	1	0-0	0	0	0	0	0
at Georgia Tech	01-06-05	13	1-4	.250	0-0	.000	0-0	.000	0-0	0	0-0	0	1	0	1	2
NORTH CAROLINA STATE	01-09-05	13	1-1	1.000	0-0	.000	1-2	.500	0-0	0	1-0	0	1	0	1	3
at Virginia	01-12-05	12	3-5	.600	0-0	.000	0-0	.000	0-0	0	0-0	1	3	0	2	6
FLORIDA STATE	01-15-05	12	0-1	.000	0-0	.000	0-0	.000	0-1	1	1-0	0	2	1	0	0
DUKE	01-19-05	8	0-0	.000	0-0	.000	0-0	.000	0-0	0	2-0	0	0	0	1	0
at North Carolina	01-22-05	14	2-5	.400	0-0	.000	0-0	.000	0-0	0	0-0	0	1	0	2	4
CLEMSON	01-26-05	12	1-2	.500	0-0	.000	0-3	.000	0-1	1	0-0	0	1	0	0	2
at Wake Forest	01-29-05	10	0-4	.000	0-0	.000	0-0	.000	2-0	2	0-0	0	1	0	0	0
VIRGINIA TECH	02-02-05	8	0-1	.000	0-0	.000	0-0	.000	0-1	1	3-0	0	0	0	0	0
MARYLAND	02-05-05	8	0-1	.000	0-0	.000	0-0	.000	1-0	1	1-0	0	0	0	2	0
at Clemson	02-12-05	7	0-0	.000	0-0	.000	0-0	.000	0-0	0	1-0	0	0	0	0	0
WAKE FOREST	02-15-05	9	2-2	1.000	0-0	.000	0-1	.000	0-1	1	0-0	0	0	0	0	4
at Virginia Tech	02-19-05	6	0-0	.000	0-0	.000	0-0	.000	0-1	1	1-0	0	0	0	0	0
at Florida State	02-22-05	18	0-3	.000	0-1	.000	0-0	.000	1-2	3	4-0	1	0	0	0	0
GEORGIA TECH	02-26-05	7	1-1	1.000	0-0	.000	0-0	.000	1-0	1	1-0	0	0	0	1	2
at Duke	03-03-05	6	0-1	.000	0-0	.000	0-0	.000	0-1	1	0-0	0	0	0	0	0
vs Virginia	03-10-05	3	0-0	.000	0-0	.000	0-0	.000	0-0	0	0-0	0	0	0	0	0
at South Carolina	03-15-05	5	1-2	.500	0-0	.000	0-1	.000	1-0	1	0-0	1	0	0	0	2





## CAREER STATISTICS

Year	GP-GS	Min-Avg	TOTAL		Pct	3-PT		Pct	FT-FTA	Pct	REBOUNDS		PF-FO	Ast	TO	Blk	Stl	Pts-Avg
			FG-FGA			FG-FGA					Off-Def	Tot-Avg						
2002-03	28-9	498-17.8	47-106		.443	2-11		.182	27-43	.628	29-28	57-2.0	32-0	38	40	1	13	123-4.4
2003-04	30-13	475-15.8	47-92		.511	1-7		.143	21-36	.583	20-39	59-2.0	35-0	37	35	7	15	116-3.9
2004-05	29-1	305-10.5	18-50		.360	0-3		.000	8-17	.471	12-19	31-1.1	23-0	8	20	4	14	44-1.5
<b>TOTAL</b>	<b>87-23</b>	<b>1278-14.7</b>	<b>112-248</b>		<b>.452</b>	<b>3-21</b>		<b>.143</b>	<b>56-96</b>	<b>.583</b>	<b>61-86</b>	<b>147-1.7</b>	<b>90-0</b>	<b>83</b>	<b>95</b>	<b>12</b>	<b>42</b>	<b>283-3.3</b>

## CAREER HIGHS

Points . . . . . 19 vs. Virginia Tech (3-5-03)  
 FGM . . . . . 7 vs. Virginia Tech (3-5-03)  
 FGA . . . . . 9 vs. two opponents  
 3 FGM . . . . . 1 vs. three opponents  
 3 FGA . . . . . 2 vs. two opponents  
 FTM . . . . . 5 vs. two opponents  
 FTA . . . . . 9 vs. Virginia Tech (3-5-03)  
 Reb . . . . . 5 vs. seven opponents  
 Assists . . . . . 7 vs. Villanova (2-8-03)  
 Blocks . . . . . 2 vs. two opponents  
 Steals . . . . . 2 vs. five opponents  
 Minutes . . . . . 31 vs. Villanova (2-8-03)





## #32 Brian Asbury

**6-7, 210, Freshman,  
Guard  
Miami, FL  
South Miami High  
School**

### High School

South Miami High School...named Miami-Dade County Player of the Year, and received first-team All-State honors after averaging 27.0 points and 9.0 rebounds per game as a senior...also contributed 4.0 assists, 2.0 steals and 2.0 blocks per game as he led his team to the regional finals...team MVP as a senior...ranked 65th in the nation by Rivals.com and Scout.com...averaged 20.0 points and 10.1 rebounds per game as a junior leading his team to the State finals...named the preseason No. 1 player in Miami-Dade as a junior and was selected to the first team at the state Final Four...served as team captain both junior and senior years...saw varsity action as a sophomore, averaging 17.5 points and 8.0 rebounds en route to a regional playoff berth and team MVP selection...scored a career high 36 points while grabbing 12 rebounds and dishing out seven assists against IMG Prep...coached by Fred Jones

### Personal

Undeclared major in the School of Education...nicknamed "B-Smooth"...ran cross country in high school and enjoys reading and playing video games...was on the honor roll as a senior.

### IN THE PAINT

Favorite Athlete: ..... Kobe Bryant  
Favorite Team: ..... Los Angeles Lakers  
Favorite Movie: ..... Bad Boys I & II  
Favorite TV Show: ..... Martin  
Favorite Book: ..... A Man Without A Face  
Favorite Magazine: ..... SLAM  
Favorite Musical Artist: ..... T.I.  
Favorite Meal: ..... Steak and mashed potatoes  
Advice to Youngsters: ..... Take care of your responsibilities.  
Most Prized Possession: ..... My mother  
Biggest Influence in my life: ..... My mother and my brothers.



## #15 Denis Clemente

**6-0, 165, Freshman,  
Guard  
Bayamon, Puerto Rico  
Miami Calusa Prep**

### High School

Calusa Prep...averaged 33.5 points, five rebounds, seven assists and three steals per game leading Calusa to a 17-4 record as a senior...led the state in scoring as a junior and senior...named first-team All-State and Team MVP...Florida 1A Player of the Year...named first-team All-Dade County by the Miami Herald...had his No. 15 retired at Calusa Prep, the first retired jersey in school-history...ranked 66th in the nation by Scout.com...named first-team All-American All-Christian Schools as a junior and senior...ranked in the top 100 by scout.com...once scored 50 points in a game...averaged 32 points, four rebounds, five assists and two steals per game leading Calusa to a 21-6 record as a junior...named first-team All-State, first-team All-Dade county as a junior...coached by Tim Fowler

### Personal

Majoring in Sports Administration...would like to become a sports agent after his playing days are over...enjoys listening to music and watching baseball in his spare time...related to Baseball Hall of Fame outfielder Roberto Clemente.

### IN THE PAINT

Favorite Athlete: ..... Allen Iverson  
Favorite Sports: ..... Team: The San Antonio Spurs  
Favorite Movie: ..... Scarface  
Favorite TV Show: ..... SportsCentury  
Favorite Magazine: ..... Slam  
Favorite Artist: ..... Big Pun  
Favorite Meal: ..... Lasagna  
My advice to youngsters: ..... Work hard to achieve your goals  
My most prized possession is: ..... My mother  
If not playing college basketball, I would: ..... Play Baseball  
Biggest influence in your life: ..... Mother



## #00 Jimmy Graham

**6-8, 245, Freshman,  
Forward  
Goldsboro, NC  
Charis Prep**

### High School

Charis Prep...averaged 20.7 points, 13.8 rebounds, and 4.6 blocks per game as a senior...Street & Smith honorable-mention All-


American...rated as the No. 60 overall prospect in the nation and the No. 16 power forward by Rivals.com...rated 93rd in the nation by Scout.com...Team MVP, Conference MVP and All-State selection as a junior...averaged 18 points, 15 rebounds and eight blocks per game as a junior...also played tennis, baseball and football in high school...coached in basketball by Carlos Peralta

### Personal

Undeclared major in the School of Arts and Sciences... nicknamed "Big Red"...enjoys going to church, the beach, and hanging out with his friends and family in his spare time

### IN THE PAINT

Favorite Athlete: ..... Amare Stoudamire  
Favorite Sports Team: ..... The Miami Heat  
Favorite Movie: ..... The Passion, Braveheart  
Favorite TV Show: ..... The Deadliest Catch  
Favorite Actor: ..... Tom Hanks  
Favorite Book: ..... Bible  
Favorite Magazine: ..... Slam  
Favorite Artist: ..... Bob Marley  
Favorite Meal: ..... Steak and Lobster  
Advice to Youngsters: ..... Never Give up  
If I were not playing College Basketball, I would: ..... Be a Navy Seal  
Biggest Influence: ..... Becky Vinson



**#33**  
**Jack McClinton**  
**6-1, 185, Sophomore,**  
**Guard**  
**Baltimore, MD**  
**Siena College**

**At Siena**

Six-time MAAC Rookie of the Week...started 23 of 30 games as a freshman...averaged 13.6 points, 5.0 rebounds and 2.7 assists per game...finished as the team leader in points (408), assists (82), defensive rebounds (122), three-point field goals made (46), free throws made (88), field goals made (137), free throw percentage (.815), three-point field goal percentage (.357) and minutes played (32.3)...became the first freshman in over a decade to score 30 points in a game (2-20-05)...averaged 16.9 points, 6.0 rebounds and 3.2 assists over the final 21 games...scored in double figures 18 times including seven 20+ point efforts...recorded three double-doubles...only player to average 30 minutes a game...led all MAAC rookies in scoring with 16.4 points a game...played career high 57 minutes in four-overtime win against Youngstown State (12-14-04)...led team in scoring 15 times and led team eight times in assists and rebounding...in only postseason game scored five points, five rebounds, and three assists against Iona (3-4-05)

**High School**


Prepped at South Kent in Connecticut where he averaged 18.4 points a game as a senior leading his team to a 28-10 record...named All-MIAA, All-Catholic League...ranked among the Top 60 Prep School players in the nation...named Eastern Invitational MVP...as a senior at Calvert Hall in Maryland he averaged 19.5 points, five rebounds, four assists, two steals and one block...went to playoffs every year in high school...coached by Mark Anatucci and Raphael Chillions

**Personal**

Majoring in Sports Administration...nicknamed "Apples"...likes to listen to his iPod before games

**IN THE PAINT**

Favorite Athlete: ..... Michael Jordan  
 Favorite Movie: ..... Bad Boys 2  
 Favorite TV Show: ..... Martin  
 Favorite Actor: ..... Martin Lawrence  
 Favorite Magazine: ..... Slam  
 Favorite Music: ..... Hip-Hop and R&B  
 Favorite Artist: ..... Robby Valentino  
 Favorite Meal: ..... BBQ Chicken  
 My advice to Youngsters: ..... Never give up. Work harder than the next person. No pain, no fame.  
 My most prized possessions: ..... My Parents  
 Biggest Influence in my life: ..... My Father



**#30**  
**Adrian Thomas**  
**6-7, 220, Freshman,**  
**Forward**  
**Pembroke Pines, FL**  
**Flanagan High School**

**High School**

Flanagan...averaged 24.2 points, 14.9 rebounds and 2.3 blocks per game as a senior en route to being named the Sun-Sentinel's 6A-5A-4A Player of the Year for a second consecutive season...ranked 47th in the nation by Basketball News...Street & Smith's honorable-mention All-American...led his team to the regional finals and a district championship while securing a 25-4 record in 2004-05...named the 2005 Broward County Athletic Association's Scholar Athlete of the Year...averaged 24 points and 13.1 rebounds and won the Sun-Sentinel's 6A-5A-4A Player of the Year award as a junior...led his team to a 27-2 record including a district championship and a 3-6A regional runner-up finish as a junior...started at center as a freshman and averaged 20.1 points and 10.3 rebounds while being named first team all-county by both the Miami Herald and Sun-Sentinel as a sophomore...scored a career high 32 points against Pompano Beach Ely as a senior...coached by Greg Samuel

**Personal**

Undeclared major in the School of Business...graduated in the top-10 percent of his class at Flanagan...both his parents work in education.

**IN THE PAINT**


Favorite Athlete: ..... LeBron James  
 Favorite Team: ..... Indiana Pacers  
 Favorite Movie: ..... House Party I  
 Favorite TV Show: ..... Martin  
 Favorite Actor: ..... Martin Lawrence  
 Favorite Book: ..... They Cage the Animals at Night  
 Favorite Magazine: ..... SLAM  
 Favorite Musical Artist: ..... Kanye West  
 Favorite Meal: ..... Liver and Onions with gravy and rice.  
 Advice to youngsters: ..... Do everything to your full ability, 100 percent, even if the people around you are not going as hard as they can.  
 Most Prized Possession: ..... My blanket from when I was a little kid.  
 If I Were Not Playing Basketball, I Would: ..... Be just a regular kid in college, getting my education.  
 Biggest Influence in my Life: ..... My mom and my dad.

# MIAMI-DADE POLICE

# JOIN A TEAM, NOT A GANG.



Tim Harris



Lauren Pomponio



Melissa Knight



Danny Figueroa



Ginou Etienne



Eric Winston



Robert Hite

Miami-Dade Police Department  
would like to thank the University of  
Miami and FPL for their support of  
"Join A Team, Not A Gang."



[hurricanesports.com](http://hurricanesports.com)



## University of Miami Hurricanes

## Fields of Study at Miami

Accounting	Electrical & Computer Engineering	Microbiology & Immunology
Aerospace Studies	English	Military Science
Afro-American Studies	Epidemiology & Public Health	Molecular & Cellular Pharmacology
Anthropology	Exercise & Sport Sciences	Music Education & Music Therapy
Applied Marine Physics	Finance	Instrumental Performance
Arabic	French	Keyboard Performance
Architectural Engineering	Geography	Music Media & Industry
Architecture	Geological Sciences	Musicology
Architecture & Planning	German	Studio Music & Jazz
Art	Greek	Music Theory & Composition
Art History	Health Science Program	Vocal Performance
Biochemistry & Molecular Biology	Hebrew	Nursing
Biology	History	Office of International Programs
Biomedical Engineering	Industrial Engineering	Philosophy
Business Law	Interdepartmental Studies	Physical Science
Cell Biology & Anatomy	International Studies	Physical Therapy
Chemistry	Italian	Physics
Chinese	Japanese	Physiology & Biophysics
Civil & Architectural Engineering	Judaic Studies	Political Science
Communication	Latin	Portuguese
Advertising Communication	Latin American Studies	Psychology
Broadcast & Broadcast Journalism	Management	Religious Studies
Motion Pictures	Management Science	Russian
News-Editorial Journalism	Marine Affairs	Sociology
Photocommunication	Marine & Atmospheric Chemistry	Spanish
Public Relations	Marine Biology & Fisheries	Teaching & Learning
Speech Communications	Marine Geology & Geophysics	Theatre Arts
Computer Information Systems	Marine Science	Women's Studies
Dance	Applied Marine Science	
Economics	Marketing	
Educational & Psychological Studies	Mathematics & Computer Science	
	Mechanical Engineering	
	Meteorology & Physical Oceanography	

# ● The University

The University of Miami is the largest, most comprehensive private research university in the southeastern United States with a well-earned reputation for academic excellence. More than 15,000 undergraduate and graduate students from every state and more than 114 nations around the world call UM home during the academic semesters. The University has grown from its main location in the City of Coral Gables to the Medical campus located in Downtown Miami, the Rosenstiel School of Marine and Atmospheric Science on Virginia Key, the John J. Koubek Center in Little Havana, the James L. Knight Center in Downtown Miami, and the South and Richmond campuses in southwest Miami-Dade county. With more than 9,800 full- and part-time faculty and staff, UM is one of the largest private employers in Miami-Dade County.

**Enrollment:** Total enrollment for the 2004-2005 academic year was 15,250 students. Of that number, 9,741 were undergraduate students, 3,235 were graduate students, and 1,911 were professional students. During the 2003-2004 academic year, the University awarded 2,155 bachelors, 1,183 master's, 381 J.D.'s, 142 M.D.'s, 119 Ph.D.'s, and 40 other doctorates.

**New Freshman Standings:** Two in five new freshmen graduated in the top five percent of their high school class. Almost two-thirds graduated in the top 10 percent of their high school class.

**International Students:** The University continues to attract able students from South Florida, as well as from other parts of the nation and around the world. It was one of the country's first universities to have an organized international recruitment program. The University of Miami sends representatives worldwide to seek qualified students. These students represent 113 foreign countries, the 50 states, three territories, and the District of Columbia.

**Honors Program/Honor Societies:** Approximately 1,200 students participate in the Honors Program. UM has 51 academic honor societies, including Phi Beta Kappa.

**Research:** Research and sponsored program expenditures totaled \$263.1 million (FY 04). According to the National Science Foundation, UM ranked sixth of all universities in expenditures of federal funds for research and development (FY 02).

**Budget:** The budget for 2004-05 was \$1.4 billion, with \$803 million projected for the medical campus. At the end of the FY 04 the endowment was \$475.0 million.

**Development:** In FY 04, contributions reached \$125.7 million in private cash, gifts and grants. In FY 03, the University ranked 49th among national research institutions in this category. In October 2003, Momentum: the Campaign for the University of Miami was announced to increase the University's endowment and raise needed funds to support its research, teaching, and service missions.

## A World-Class Student Body

Enrollment at the University of Miami continues to experience tremendous growth. Applications for the freshman class during 2003-2004 reached 18,490 — the highest freshman class application figure in the University's history.

The student body also has become more diverse. Hispanics accounted for 28 percent and African-Americans for 11 percent, while Asian students accounted for seven percent.

Women accounted for approximately 57 percent of the new freshman class that year, about 58 percent of all undergraduates, and 50 percent of the graduate and professional students.

Education outside the traditional classroom is an important part of student life at University of Miami. The University has 60 programs offered in 25 countries on a full academic year, semester, or summer basis.

The School of Communication



The School of Medicine



Jackson Memorial Hospital



The Rosenstiel School of Marine and Atmospheric Science





## Campuses and Schools

**Coral Gables Campus:** The Coral Gables campus, with its two colleges and seven schools, is located on a 230-acre tract in suburban Coral Gables.

**Medical Campus:** The University of Miami Leonard M. Miller School of Medicine campus consists of 35 acres within the 80-acre University of Miami/Jackson Memorial Medical Center complex. Other facilities at the medical center, in addition to Jackson Memorial Hospital, include the Miami Veterans Affairs Medical Center and two University-owned hospitals — the University of Miami Hospital and Clinics and Anne Bates Leach Eye Hospital, along with the Sylvester Comprehensive Cancer Center and Bascom Palmer Eye Institute. Dedication of the Lois Pope LIFE Center in fall 2000 and the Batchelor Children's Research Institute in spring 2001 in the Schoninger Research Quadrangle marked major contributions to the research facilities at the medical campus. School of Medicine faculty currently conduct more than 1,300 research projects aimed at advances in basic science and clinical care in facilities totaling more than two million square feet of owned and leased space.

**Rosenstiel Campus:** The Rosenstiel School of Marine and Atmospheric Science is located on an 18-acre waterfront campus on Virginia Key in Biscayne Bay.

**South Campus:** The south campus, located 10 miles southwest of Coral Gables, is on a 136-acre site used for conducting research and development projects.


**Richmond Campus:** The Richmond campus, established in 2001, is a 78-acre site near south campus. Research facilities for the Rosenstiel School's Center for Southeastern Tropical Advanced Remote Sensing (CSTARS) and Richmond Satellite Operations Center (RSOC) are located on a portion of the new campus.

**Accreditation:** Southern Association of Colleges and Schools; 21 professional accrediting agencies.


## University Administration

**Officers:** Donna E. Shalala, president; Dean Colson, Esq., chairman, Board of Trustees; Thomas J. LeBlanc, executive vice president and provost.

**The College of Arts and Sciences**



**Campus Dorms**



**Phillip and Patricia Frost School of Music**



**Otto G. Richter Library**

# ● Compliance

Dear Prospective Student-Athlete:

As a prospective student-athlete, you may have the athletic potential to play college basketball at the Division I-A level. If so, you probably will be exposed to an enormous amount of recruitment activities from universities across the country.

Throughout the recruitment process, coaches will reference various NCAA rules and regulations. The rules are designed for various reasons. The most important of which are to ease the pressures on prospective student-athletes and to level the playing field so that all universities operate within the same guidelines.

During the recruiting process you may have the following questions:

- When and how often can I visit an institutions campus?
- When, where and how often can a coach telephone me?
- How many times can a coach observe me in practice and/or competition?
- What academic criteria must I meet to be eligible to play Division I-A college basketball?

The answers to these questions and more can be obtained from the University of Miami Compliance Office or the NCAA by requesting the NCAA Guide for the College-Bound Student-Athlete. The guide may be provided to a prospective student-athlete at any time. The guide addresses issues related to Divisions I, II and III academic eligibility, financial aid, recruitment and more.

To receive a copy of the guide call the NCAA Hotline at 1-800-638-3731 or request it from the University of Miami coach who is recruiting you.

Please remember that since violations of NCAA rules during your recruitment could jeopardize your athletic eligibility, it is important for you and your parents to be informed and to ask questions throughout the recruiting process.

Best of luck and GO HURRICANES!


Sincerely,



Tony Hernandez  
Assistant Athletic Director for Compliance

## A Division I institution may provide a recruit with the following printed materials:

- General correspondence, including letters, U.S. Postal Service postcards and institutional note cards;
- Game programs, which may not include posters, and one Student-Athlete Handbook;
- NCAA educational information;
- Pre-enrollment information subsequent to signing a National Letter of Intent with the university;
- One athletic publication (e.g., media guide or recruiting brochure);
- Official academic, admissions and student services publications published or videos produced by the institution and available to all students;
- Schedule and business cards;
- Questionnaires which may be provided prior to your junior year; and
- Camp brochures which may be provided prior to your junior year.



# IMPORTANT INFORMATION FROM THE UNIVERSITY OF MIAMI COMPLIANCE OFFICE

## Frequently Asked Questions

### Who is a Prospective Student-Athlete (Prospect)?

You are a prospect if you have started classes for the ninth grade. Before the ninth grade, you may become a prospect if a university provides you (or your family or friends) any financial aid or other benefit that is not usually provided to prospective student-athletes.

### How do I know if I'm being recruited?

A coach is recruiting you if they try to convince you directly, or through your family, to attend their school and participate in intercollegiate athletics. There are several ways to be recruited: (1) a coach may provide you with an official paid visit to view the campus, (2) a coach may arrange an in-person, off-campus meeting with you (or your family), or (3) a coach or staff member may call you (or your family) on more than one occasion for the purpose of recruitment.

Coaches and authorized institutional staff members are the only individuals who may recruit you. Representatives of athletic interests (boosters) may not call, write or make in-person contact with you anywhere for the purpose of recruiting you to a university and participating in athletics.

### When can a coach contact me? Off Campus Contact

In the sport of basketball, a coach can arrange a face-to-face meeting, off the University's campus, with you beginning the first day of classes of your senior year.

In the sport of football, a coach can arrange a face-to-face meeting, off the University's campus, with you beginning July 1 after your junior year. In all other sports, a coach can arrange one face-to-face meeting, off the University's campus, with you on your high school campus during the month of April of your junior year. Then beginning July 1 after your junior year.

### Telephone Calls

- In all sports other than football and basketball, a coach may call a prospect once during the month of March of the prospect's junior year in high school and then on or after July 1 following the completion of the prospect's junior year in high school. Only one phone call may be made per week to a prospect or the prospect's family.
- In the sport of football, a coach may initiate one telephone call to a prospect during the month of May of the prospect's junior year. Additional telephone calls to a prospect may not be made before September 1 of the beginning of the prospect's senior year in high school, limited to one call per week.
- In the sport of men's basketball, coaches may make one telephone call per month after June 15 of the prospect's sophomore year through July 31 of the junior year. Beginning August 1 of the senior year a coach may make two telephone calls per week. Only one call per week to a two-year college prospect.
- In the sport of women's basketball, one telephone call during the months of April and May of the prospect's junior year in high school, one telephone call between June 1 and June 20 and then one telephone call may be made to a prospect on or after June 21 of the prospect's junior year in high school. In addition, only three telephone calls to a prospect may be made during the month of July, with no more than one call per week.
- In the following circumstances unlimited calls to a prospect are permitted: (1) during the five days immediately preceding an official visit to the University of Miami, (2) on the initial date for signing the National Letter of Intent and the two days following the signing date, and (3) on the day of a coach's off-campus contact with a prospect.
- For all sports, coaches may receive telephone calls placed by a prospect at the prospect's expense at anytime, including before July 1 following the prospect's junior year in high school.

### Letters

Letters and recruiting information may be sent to you starting September 1 at the beginning of your junior year in high school.

### What is a Contact?

A contact is any face-to-face encounter between a prospect or the prospect's parent(s) or legal guardian and an institutional staff member or athletic representative during which any dialogue occurs in excess of an exchange of a greeting. NOTE: At the Division I level, athletic representatives (boosters) may not contact you for the purpose of recruiting.

### What can a school offer me to attend their University?

You (or your family) may not receive any benefit, inducement or arrangements such as cash, clothing, cars, gifts or loans to encourage you to sign a National Letter of Intent or to attend a NCAA school.

A University may offer you a one-year scholarship that covers room and board, tuition and fees, and required course-related books, or any part of these. The institution can recommend that this aid is renewed each year, as is the general practice at the University of Miami but this renewal is not guaranteed. In addition, they can offer you quality academic and medical support, as well as the opportunity to compete for one of the nation's top programs.

### What can I do during this process?

Enjoy your high school years and work hard both in the classroom and in your sport. At the beginning of your junior year you should sign up for the NCAA Clearinghouse. Your high school guidance office can provide you with the information to register.

### COMPLIANCE CONTACT INFORMATION

NCAA  
P.O. Box 6222  
Indianapolis, IN 46206  
(317) 917-6222  
(800) 638-3731  
[www.ncaa.org](http://www.ncaa.org)

NCAA Clearinghouse  
2255 N. Dubuque Road  
P.O. Box 4044  
Iowa City, IA 52243  
(877) 861-3003

University of Miami  
Compliance Office  
5821 San Amaro Drive  
Coral Gables, FL 33146  
(305) 284-2692  
[www.hurricanesports.com](http://www.hurricanesports.com)  
[athleticscompliance@miami.edu](mailto:athleticscompliance@miami.edu)

### Office of Athletic Compliance

Tony Hernandez, Andrea Nordmann, Kristine Kuhr and Debbie Foley form one of the nation's most comprehensive compliance departments. They work closely with the Hurricanes athletic department to ensure full compliance with institutional, Atlantic Coast Conference and NCAA rules and regulations.



Tony Hernandez  
Associate Athletic  
Director



Andrea Nordmann  
Assistant Director of  
Compliance for  
Financial Aid



Kristine Kuhr  
Assistant Director of  
Compliance for  
Eligibility



Debbie Foley  
Compliance Assistant

# ● Athletic Academics Services

## Athletic Academic Services

The Athletic Academic Services Staff of the University of Miami Athletic Department is committed to providing the academic support services necessary to facilitate the graduation of student athletes and the nurturing of skills to promote the development of responsible, well-rounded individuals. This mission is fulfilled through our commitment to promote athletics, academics, personal development and career development.

## The Retention Programs

The University of Miami offers unique programs designed to assist student-athletes in their pursuit of a college education. These are a few of the programs offered to assist student-athletes:

1. **UMX Freshman Experience Course** - A unique class designed to assist freshman student-athletes with the transition from high school to college.
2. **Proactive Mentorship Program** - This program is designed to assist student-athletes with the transition skills necessary to be successful college students. All freshmen are required to participate and meet once a week with a mentor covering issues such as time management, goal-setting, class preparation, test preparation, etc.
3. **Study Table Program** - Provides valuable locations and time to accomplish academic goals. Structured times, group and individual tutorials, computer labs, and quiet areas are designated for this program.
4. **F.A.S.T. Program (Freshman Academic Success Training)** - The main purpose of this program is to ensure a smooth and successful transition from high school to college through academic success training. This will be accomplished through closely monitoring incoming at-risk student-athletes so as to ensure the use of efficient time management and study skills. Assumptions are made that all of our student-athletes come to us with good study habits, academic knowledge, and social judgment. This program will address all these areas and be reinforced throughout the semester.
5. **Computer Lab** - Located within the Hecht Athletic Center, student-athletes have access to 30 personal computers with Internet access and conduct research. The lab also has 20 laptop computers that student-athletes can check out and take with them on team trips, or when they want to work on their own.
6. **Tutors** - Level 1 certified tutors by the College Reading and Learning Association provide individual and group assistance upon request. The tutor program at the University of Miami is one of a small number of athletic programs in the country to be awarded CRLA certification.
7. **Learning Resource Room** - Student-athletes with disabilities have access to computer programs that aid in their educational skill development.

**The School of Architecture**, founded in 1983, offers a wide range of professionally accredited undergraduate and graduate degrees with specialization in suburb and town design and computing in design. The school's faculty and students, headed by Dean Elizabeth Plater-Zyberk, have earned numerous honors and accolades for excellence in design. Fall 2004 enrollment: 357.

**The College of Arts and Sciences**, founded in 1926, encompasses most of the disciplines within the realm of the liberal arts. The college comprises 20 academic departments, with approximately 40 distinct majors available to undergraduates. The college employs approximately 400 full-time faculty. Fall 2004 enrollment: 4,739.

**The School of Business Administration**, founded in 1929, is accredited by the Association to Advance Collegiate Schools of Business. The nine departments of the school offer 26 undergraduate and graduate-level degree programs. It also is one of the first schools in the nation to offer a graduate-level management program in the Spanish language for Latin American business executives. Fall 2004 enrollment: 2,795.

**The School of Communication**, founded in 1985, is one of the University's nationally and internationally acclaimed schools. Major programs of study include advertising, broadcasting, communication studies, journalism, motion pictures, public relations, and visual communication. Its 80,000 sq ft. facility houses a broad range of student facilities and activities, including computer labs, a studio, and a cable television station and a nationally recognized debate team. Students also work on the student-run campus newspaper and yearbook. Undergraduate and graduate enrollment for fall 2005: 1400.

**The School of Education**, founded in 1929, houses the Departments of Teaching and Learning, Educational and Psychological Studies, and Exercise and Sport Sciences. Undergraduate majors and minors are available in elementary, secondary, special, and music education. There also are disciplines such as exercise physiology and teaching English to speakers of other languages (TESOL). All teacher education courses are approved by the State of Florida and are accredited by the National Council for Accreditation of Teacher Education. Fall 2004 enrollment: 808.

**The College of Engineering**, founded in 1947, is one of the largest schools of its kind in a private institution of higher learning. The college's most distinctive features are the interdisciplinary courses of study, the result of associations with several areas of the University; these include biomedical engineering, which involves a partnership with the School of Medicine, and ocean engineering, which has a partnership with the Rosenstiel School. Fall 2004 enrollment: 1,018.

## THE COLLEGES AND SCHOOLS

**The Graduate School**, founded in 1959, offers graduate degrees in all major areas, with 60 doctoral, 125 master's and eight specialist programs. The list of accomplishments in post-baccalaureate education is extensive. The Rosenstiel School is considered among the world's top institutes for marine and atmospheric research and graduate training.

**The School of Law**, founded in 1928, offers graduate programs in comparative law, inter-American law, international law, ocean and coastal law, taxation, estate planning, and real estate property development. The law library is considered a leading legal research library with state-of-the-art research tools and journals. Fall 2004 enrollment: 1,311.

**The Leonard M. Miller School of Medicine**, founded in 1952, already has established a research enterprise that the National Institutes of Health ranks in the top 30 percent of the nation's 125 medical schools with regard to research funding awarded. The medical school's 1,000-plus full-time faculty members and an additional 500 research personnel conduct clinical and basic science research crossing all disciplines, from epidemiology and pediatrics to AIDS, psychiatry, and the neurosciences. Together with its partner, Jackson Memorial Hospital, the school comprises the second-busiest medical center in the nation. Fall 2004 enrollment: 931.

**Phillip and Patricia Frost School of Music**, founded in 1926, is one of the largest schools of its kind in a private institution and one of the most comprehensive in all of higher learning. The school offers many bachelor's and master's degree programs. The school's facilities include the Maurice Gusman Concert Hall and the L. Austin Weeks Center for Recording and Performance, which contains the Victor E. Clarke Recital Hall, and the new Marta and Austin Weeks Music Library and Technology Center, among others. Fall 2004 enrollment: 748.

**The School of Nursing and Health Studies**, founded in 1968, houses one of the first collegiate nursing programs in South Florida. The school has an emphasis on transcultural nursing, which recognizes an individual's unique health benefits and practices. The school is a leader in the development of innovative primary care nursing practice models, which have earned national and international recognition and research. Fall 2004 enrollment: 209.

**The Rosenstiel School of Marine and Atmospheric Science**, founded in 1969, has grown from humble beginnings into one of the nation's leading institutions for oceanographic research and education today. The school offers curricula in applied marine physics, marine affairs, marine and atmospheric chemistry, marine biology and fisheries, marine geology and geophysics, and meteorology and physical oceanography. Fall 2004 enrollment: 209.



### It's All Academic:

- According to The Chronicle of Higher Education, the University of Miami men's basketball program ranks third in the nation among the 117 Division I-A institutions with a 78 percent graduation rate for student-athletes who entered school from 1993-97 and earned their degrees within six years.
- Only Stanford (100%) and Southern Methodist (83%) had higher graduation rates among Division I-A institutions. The national average for Division I-A men's basketball players over that four-year period was 36 percent.
- In addition the Hurricanes ranked in a tie for 19th among all 327 Division I institutions.
- Graduation rates were tabulated and released by the NCAA in its 2003 NCAA Graduation Rates Report. The Hurricanes' 78 percent graduation rate is the highest among any institution in the BIG EAST, ACC or SEC.
- From 1993-94 to 1995-96 the Hurricanes registered a perfect 100 percent graduation rate.
- For the 1995-96 class, both the UM men's and women's basketball programs registered 100 percent graduation rates. Miami was one of only six Division I-A institutions, along with BYU, Duke, Rice, North Carolina and Virginia Tech, to record a 100 percent graduation rate for that class in both men's and women's basketball.

### Division I-A Graduation Rates (117 Institutions)

1. Stanford . . . . .	100%
2. Southern Methodist . . . . .	83%
3. <b>Miami</b> . . . . .	<b>78%</b>
4. Kansas . . . . .	73%
5. Middle Tennessee State . . . . .	71%
6. Tulane . . . . .	69%
7. Duke . . . . .	67%
West Virginia . . . . .	67%
9. Baylor . . . . .	64%
Mississippi State . . . . .	64%
Notre Dame . . . . .	64%

### All Division I (327 Institutions)

1. Bucknell . . . . .	100%
Stanford . . . . .	100%
UNC-Asheville . . . . .	100%
4. Butler . . . . .	92%
5. Davidson . . . . .	90%
Lehigh . . . . .	90%
Radford . . . . .	90%
8. Bradley . . . . .	89%
9. Siena . . . . .	87%
10. Austin Peay St. . . . .	86%
11. Southern Methodist . . . . .	83%
UC-Santa Barbara . . . . .	83%
13. Dayton . . . . .	82%
14. Colgate . . . . .	80%
Holy Cross . . . . .	80%
La Salle . . . . .	80%
Montana St. . . . .	80%
St. Mary's College (CA) . . . . .	80%
19. <b>Miami</b> . . . . .	<b>78%</b>
Mount St. Mary's . . . . .	78%
Delaware . . . . .	78%



# ● Success – Athletic and Academic

**Brandon Adams** – (1992) Is an entrepreneur in Washington D.C.

**Kendall Allen** – (1963) Is a Real Estate Developer/  
Broker in Altamonte Springs, FL.

**Bruce Applegate** – (1961) Is currently a teacher in Palm Beach Gardens, FL.

**Wayne Beckner** – (1965) President of Wayne C. Beckner and Associates, Inc. in Miami.

**Dennis Burns** – (1989) Is a teacher at Miami Killian High School.

**Trevor Burton** – (1993) Is a teacher in the Miami Dade public school system.

**Dan Cantrell** – (1970) Is President of Athletic Ministries International, Inc. in Memphis, TN.

**Ed Contreras** – (1959) President of Worldwide Technology, Inc. in Tampa.

**Jerry Davis** – (1959) Real Estate broker in Miami.

**Tim Dawson** – (1988) Principal at Miami Killian High School.

**Adam Dusewicz** – (1994) Is currently a lawyer in Miami.

**Steven Edwards** – (1996) Playing professionally in Argentina.

**Alex Fraser** – (1997) President of One United Bank in Miami.

**Steve Frazier** – (1997) Is a teacher and basketball coach at Miami Killian High School.

**Joe Gardner** – (1959) Earned MBA from UM in 1970. Is currently responsible for the MGT program at NW Technical College in Georgia. Formerly employed by RCA's Large Scale Computer Division as Senior Systems Analyst/Programmer before moving into sales. Worked as a Senior Account Manager for large scale companies: Sperry Univac (Unisys), Memorex and Software AG.

**Robert D. Green, DBA** – (1967) Is President of R.D. Services, Inc. (business consulting) as well as a professor in the School of Business at Indiana State University.

**Thomas Green** – (1969) Is currently self employed in Owensboro, KY.

**Charles Grob** – (1966) Retired businessman, currently pursuing an acting career in film and commercials.

**Thomas Hilbish** – (1941) Is a Professor of Music at the University of Michigan in Ann Arbor, MI.

**Tim James** – (1999) Drafted in the first round of the NBA by the Miami Heat. Currently playing overseas.

**Jim Kieserman** – (1992) Is a teacher and basketball coach at Penns Valley High School in Spring Mills, PA.

**Dr. Edward Klima** – (1956) Retired fishery scientist in Skamania, WA.

**Rick Law** – (1971) General Manager of AC Collins Ford in Pasadena, TX.

**Stewart Marcus** – (1966) Real Estate Broker in Coconut Grove, FL.

**Torey McCormick** – (1997) Is currently working in Lebanon, OH at the national headquarters of Athletes in Action.

**Edwin Morris** – (1958) Is the owner of Morris & Associates, Inc. An engineering and architectural firm in Noblesville, IN.

**Jake Morton** – (1993) Played professionally in Israel. Is currently coaching basketball at St. Francis University in Pennsylvania.

**Bob Nylin** – (1970) Is currently a principal at Logan County High School in Russellville, KY.

**Kevin O'Riordan** – (1971) Is President of L.T.I. Consultants in Coral Springs, FL.

**John Osbourne** – (1970) Is a pilot for American Airlines.

**Constantin Popa** – (1995) Played professionally in Israel for a number of seasons. Is currently working in Miami as an insurance salesman.

**Kevin Presto** – (1989) Broker for UBS Warburg in Houston, TX.

**Steve Rich** – (1996) Playing professionally in Argentina.

**Anthony Rosa** – (1996) President and CEO of Global Sports Inc. in Woodbridge, NJ.

**Kenneth Ryskamp** – (1955) Is a United States District Court Judge (Southern District of Florida) in West Palm Beach, FL.

**Phil Sistik** – (1946) Is a retired Fire Chief in Coral Gables, FL.

**Bill Soens** – (1968) Drafted in the 11th round of the NBA by the Philadelphia 76ers and the 10th round of the ABA by the New York Nets. Is currently a realtor in Avalon, NJ.

**Jamie Waggoner** – (1997) Is currently working as a model in Miami.

**Mike Wittman** – (1967) Drafted in the 5th round of the NBA by the St. Louis Hawks and the 12th round of the ABA by the Anaheim Amigos. Is currently working for Goodyear Tires in Akron, OH.

**Bob Schneckenberg** – (1987) An architect at Robert M. Swedroe – Architects and Planners in Miami.

**Dr. Robert B. Steiner** – (1958) Is an orthopedic surgeon in Pleasanton, CA.

**Brad Timpf** – (1996) Is a chiropractor in Miami.

**Joe Wylie** – (1991) Drafted in the second round by the Los Angeles Clippers. Currently playing professionally in Europe.

## Success in the Classroom

Since the beginning with the 1990-91 season, 39 of the 43 seniors that have completed their eligibility at the University of Miami have gone on to receive their degrees while the other five are currently playing basketball professionally. Below is a list of the 33 who have graduated and their majors.

1991	
Joe Ross	Business
Joe Wylie	Broadcast Communications
1992	
Brandon Adams	Business
Jimmy Kieserman	Business Management
Joseph Randon	Business
Jerome Scott	Business
1993	
Trevor Burton	Business
Adam Clark	Business
Anthony Lawrence	Speech Communication
Jake Morton	Business
Hammie Ward	Business
1994	
Adam Dusewicz	Finance
Chris Parker	Business Management
1995	
Constantin Popa	Business Management
1996	
Steven Edwards	Business
Anthony Rosa	Psychology
Brad Timpf	Microbiology
1997	
Clifton Clark	Psychology
Will Davis	Sociology
Alex Fraser	Business
Steve Frazier	Business
Torey McCormick	Business
1998	
Kevin Norris	Business Management
Jaime Waggoner	International Finance and Marketing
1999	
Tim James	Sociology
2000	
Mario Bland	Business Administration
Vernon Jennings	Liberal Arts
2001	
Dwayne Wimbley	Business Management
2002	
John Salmons	Sociology
Jerry Schlie	Finance
Elton Tyler	Business Management
2003	
James Jones	Finance
Mike Simmons	Business Management
Paulo Coelho	Chemistry
2004	
Rafael Berumen	Liberal Arts
Rodrigue Djahue	Business Management
2005	
Glenn Batemon	Liberal Arts
William Frisby	Liberal Arts
Brandon Okpalobi	Computer Information Systems



## ● Distinguished Alumni

### **Rick Barry, '65:**

Member of the Basketball Hall of Fame. Barry is the all-time leading scorer at the University of Miami and is the only player in basketball history to win scoring titles in the NCAA, NBA, and ABA.

### **Roy Black, '70:**

A criminal defense attorney whose famed cases include the William Kennedy Smith trial in 1991 and sportscaster Marv Albert.

### **Gloria Estefan, '78:**

Entertainer and producer. Her music is widely known and includes several No. 1 singles, such as "Conga" and "Rhythm is Gonna Get You." Her song "Reach" was the official theme song of the 1996 Summer Olympics.



Roy Firestone,  
Class of '75

### **Roy Firestone, '75:**

He hosted his own successful TV talk show Up Close on ESPN and now hosts several prime time specials, including Up Close PrimeTime, on the national cable network. *Sports Illustrated* has called him "The best interviewer in the business."

### **Sandy Freedman, '65:**

The first woman mayor of Tampa, Florida. Her cookbook, *Specialties of the House, Recipes for People on the Go*, features 115 of her favorite dishes.

### **Jerry Herman, '53:**

He has become one of the most successful composer/lyricists in the history of Broadway. Among his best-known works are *Milk and*

*Honey, Hello Dolly!*, *Mame*, *Mack and Mable*, *Dear World*, and *La Cage Aux Folles*. He has been honored by his peers with two Tony Awards, a Variety Poll Award, and two Grammy Awards.

### **Bruce Hornsby, '77:**

He is a singer and musician. Bruce Hornsby and the Range were the 1987 recipients of the Grammy Award for Best New Artists. His band continues to produce hit music.

### **Patricia Ireland, '75:**

Past-president of the National Organization for Women and author of *What Women Want*.

### **David Alan Isaacs, '71:**

Producer for Paramount Pictures. He created famed sitcoms such as *Cheers* and *Frasier*, and also wrote for *MASH*.



Dwayne Johnson  
"The Rock", Class of '95

### **Dwayne Johnson, '95:**

Known as "The Rock," he is a star wrestler in the World Wrestling Federation who also dubs himself "The People's Champion." He recently broke into singing and acting, appearing in music videos and feature films, including a lead role in Universal Studios' *The Scorpion King*.



Suzy Kolber,  
Class of '86

### **Suzy Kolber, '86:**

She is a reporter for ESPN. She previously worked as an anchor and reporter for Fox Sports. She cohosted the inaugural Extreme Games on ESPN and ESPN 2 in 1995, and won a local Sports Emmy in 1988 for sports-cast production at WTVJ in Miami.

### **Alfred O'Hara, '54:**

Former space shuttle launch director who participated in the Apollo, Skylab, and the Apollo-Soyuz launches. He won NASA's Exceptional Service Medal in 1969.

### **Eddie Rodriguez, '77:**

He is the creative director and CEO of Wilke-Rodriguez, a men's designer sportswear compa-

ny that he cofounded in 1987. The company has grown today into a multi-million-dollar clothing line with stores around the world.

### **Al Rosen, '48:**

He is a former president and general manager of the Houston Astros and has been president of the New York Yankees and San Francisco Giants.

### **Jon Secada, '83:**

A two-time Grammy Award winner, he is one of the most popular entertainers in the world. His debut album sold more than four million copies, and he has career album sales of more than 20 million units worldwide. Topping charts with his own recordings, he also has written or produced hit songs for such stars as Ricky Martin and Jennifer Lopez.

### **Sylvester Stallone, '99:**

One of Hollywood's most popular, highest-paid actors. He first became an international superstar in 1976 after he wrote and starred in *Rocky*, which won an Oscar for Best Picture. His huge box office success continues primarily in action films.

### **Lari White, '88:**

One of the most successful country singers of her generation, she has worked as a staff songwriter for Ronnie Milsap's publishing company and a backup singer for Rodney Crowell before coming out with her debut album *Lead Me Not*. She was nominated Top New Female Vocalist in 1994 by the Academy of Country Music. Her second album, *Wishes*, became a gold record.

## ● Strength Training



**In 2001, the University completed construction of the \$4.9 million weight room at the Hecht Athletic Center. The 12,000 square foot state-of-art facility houses 20 custom designed weight lifting stations, 17 cardiovascular machines, a stretching area, a dumbbell and rehab area, nearly 44,000 pounds of weight.**

**The men's basketball program also has access to the recently completed weight room at the University of Miami Convocation Center. The facility houses four custom designed weight lifting stations, cardiovascular machines, and nearly 12,000 pounds of weight.**



# ● The Convocation Center

## Convocation Center Facts

**Location:** Walsh Avenue and Dauer Drive - Across from the University Metro Rail

**Cost:** \$48 million

**Square Footage:** 200,000 sq. ft.

**Seating Capacity:** 7,000 permanent seats with 26 executive suites

**Executive Suites:** Each suite will include 12 seats, four bar stools, lounge area, television, phone, pantry with sink and refrigerator.

**Amenities:** Administrative offices for men's and women's basketball, carpeted locker rooms, weight room, player lounge areas, banquet facilities, private suites and convention space.

Training room



Player lounge

## Convocation Center Firsts

**First Game:** January 4, 2003 - Miami 64, North Carolina 61 (OT)

**Field Goal Attempt:** Armondo Surratt (UM)

**Field Goal:** James Jones (UM)

**3PT Field Goal:** James Jones (UM)

**Dunk:** James Jones (UM)

**Free Throw:** Byron Sanders (UNC)

**Rebound:** Raymond Felton (UNC)

**Assist:** Armondo Surratt (UM)

**Steal:** Jackie Manuel (UNC)



Scoreboard



Suite Seating

Conference room

Locker room

Suite

## Convocation Center Records

### Individual:

Points: 43 - Darius Rice vs Connecticut, 1-20-03  
 FGM: 16 - Darius Rice vs. Connecticut, 1-20-03  
 FGA: 27 - Darius Rice vs. Connecticut, 1-20-03  
 FG Percentage: 1.000 (11-11) - Hakim Warrick, Syracuse, 2-14-04  
 3PT FGM: 7 - Darius Rice vs Connecticut, 1-20-03  
 3PT FGA: 13 - Darius Rice vs. Florida State, 12-14-03  
 3PT FG Percentage: .857 (6-7) - Gary Buchanan, Villanova, 2-8-03  
 FTM: 11 - James Jones vs. Boston College, 3-1-03  
 11 - James Jones vs. St. John's 3-8-03  
 FTA: 14 - Mike Sweetney, Georgetown, 2-22-03  
 FT Percentage: 1.000 (8-8) - Carl Krauser, Pittsburgh, 1-10-04  
 Rebounds: 15 - Ryan Gomes, Providence, 1-29-03  
 Assists: 10 - Johannes Herber, West Virginia, 3-6-04  
 Steals: 5 - seven times  
 Blocks: 7 - James Jones vs. North Carolina, 1-4-03  
 Turnovers: 8 - Brandon Bowman, Georgetown, 1-31-04

### Team:

Points (Game): 105 - Miami vs. Savannah State, 1-3-04  
 Points (Half): 58 - Miami vs. Savannah State, 1-3-04 (2nd)  
 Most Combined Points: 170 - Miami 105, Savannah State 65, 1-3-04  
 FGM: 31 - Miami vs. Virginia Tech, 2-11-03  
 FGA: 70 - two times  
 FG Percentage: .644 (38-59) - Syracuse vs. Miami, 2-14-04  
 3PT FGM: 12 - Miami vs. Stetson, 2-2-04  
 3PT FGA: 26 - Miami vs. North Carolina, 1-4-03  
 3PT FG Percentage: .611 (11-18) - Rutgers vs. Miami, 1-21-04  
 FTM: 29 - Miami vs. Savannah State, 1-3-04  
 FTA: 39 - Miami vs. Savannah State, 1-3-04  
 FT Percentage: .900 (18-20) - Stetson vs. Miami, 2-2-04  
 Rebounds: 49 - Miami vs. Savannah State, 1-3-04  
 Assists: 24 - Miami vs. Stetson, 2-2-04  
 Steals: 15 - Miami vs. Connecticut, 1-20-03  
 Blocks: 14 - Miami vs. North Carolina, 1-4-03  
 Turnovers: 24 - Miami vs. Georgetown, 2-22-03

# ● Media Exposure

## Television Markets

- Miami is the 17th largest TV market in the nation with 1,522,960 households.
- Miami is the fourth largest TV market among ACC schools.

## Top-20 TV Markets:

1.	New York	7,375,530
2.	Los Angeles	5,536,430
3.	Chicago	3,430,790
4.	Philadelphia	2,925,560
5.	Boston	2,375,310
6.	San Francisco-Oak-San Jose	2,355,740
7.	Dallas-Ft. Worth	2,336,140
8.	Washington, DC	2,252,550
9.	Atlanta	2,097,220
10.	Houston	1,938,670
11.	Detroit	1,936,350
12.	Tampa-St. Pete	1,710,400
13.	Seattle-Tacoma	1,701,950
14.	Phoenix	1,660,430
15.	Minneapolis-St. Paul	1,652,940
16.	Cleveland-Akron	1,541,780
17.	<b>MIAMI/Ft. Lauderdale</b>	<b>1,522,960</b>
18.	Denver	1,415,180
19.	Sacramento	1,345,820
20.	Orlando-Daytona	1,345,700

## ACC TV Markets:

Rk.	Institution	TV Market	TV Households
5.	Boston College	Boston, Mass.	2,375,310
8.	Maryland	Washington, D.C.	2,252,550
9.	Georgia Tech	Atlanta, GA	2,097,220
17.	<b>Miami</b>	<b>Miami/Ft. Lauderdale, FL</b>	<b>1,522,960</b>
29.	Duke, UNC, NC State	Raleigh/Durham/Chapel Hill, NC	985,200
35.	Clemson	Greenville/Spartanburg, SC/ Asheville, NC	815,460
47.	Wake Forest	Greenboro/Winston-Salem, NC	652,020
68.	Virginia Tech	Roanoke/Lynchburg, VA	440,390
109.	Florida State	Tallahassee, FL/Thomasville, GA	261,250
186.	Virginia	Charlottesville, VA	69,750

- Miami will have a minimum of 21 regular season games televised this season which ranks fifth in the ACC.

## 2005-06 ACC Teams on Regular Season Television Team

Team	TV Games
Duke	27
North Carolina	25
Maryland	24
Wake Forest	22
<b>Miami</b>	<b>21</b>
Georgia Tech	20
NC State	20
Florida State	17
Virginia	17
Boston College	16
Virginia Tech	16
Clemson	13

- Over the last six seasons Miami has had 114 televised games including 35 nationally televised contests (ESPN, ESPN2, ABC, CBS).

## Radio Markets

- The Miami/Ft. Lauderdale/Hollywood, FL radio market ranks as the 12th largest in the nation and fourth among ACC schools.

## Top-20 Radio Markets (Metro 12+ Population):

1.	New York	15,332,000
2.	Los Angeles	10,790,100
3.	Chicago	7,698,300
4.	San Francisco	5,829,700
5.	Dallas-Ft. Worth	4,730,200
6.	Philadelphia	4,354,900
7.	Houston-Galveston	4,353,000
8.	Washington, DC	4,132,800
9.	Detroit	3,892,600
10.	Atlanta	3,860,100
11.	Boston	3,841,100
12.	<b>Miami-Ft. Lauderdale-Hollywood</b>	<b>3,505,100</b>
13.	Puerto Rico	3,250,400
14.	Seattle-Tacoma	3,204,800
15.	Phoenix	2,938,500
16.	Minneapolis-St. Paul	2,632,400
17.	San Diego	2,484,900
18.	Nassau-Suffolk (Long Island)	2,393,800
19.	Tampa-St. Petersburg-Clearwater	2,262,900
20.	St. Louis	2,262,000



**ACC Radio Markets:**

Rk.	Institution	Radio Market	Metro 12+ Population
8.	Maryland	Washington, D.C.	4,132,800
10.	Georgia Tech	Atlanta, Ga.	3,860,100
11.	Boston College	Boston, Mass.	3,841,100
12.	<b>Miami</b>	<b>Miami/Ft. Lauderdale/ Hollywood, Fla.</b>	<b>3,505,100</b>
43.	Duke, UNC, NC State	Raleigh/Durham/Chapel Hill, N.C.	1,143,700
45.	Wake Forest	Greenboro/Winston-Salem/ High Point, N.C.	1,113,300
60.	Clemson	Greenville-Spartanburg, S.C.	813,700
116.	Virginia Tech	Roanoke-Lynchburg, Va.	404,000
163.	Florida State	Tallahassee, Fla.	246,400
231.	Virginia	Charlottesville, Va.	147,200

**Newspapers Markets**

- The University of Miami is covered daily by three major newspapers: Miami Herald, South Florida Sun-Sentinel and Palm Beach Post.
- The Miami Herald and South Florida Sun-Sentinel rank among the nation's top-32 newspapers with regards to circulation. The Miami Herald ranks 25th with a circulation of 429,697 while the Sun-Sentinel ranks 32nd with a circulation of 359,772. The Palm Beach Post ranks 61st with a daily circulation of 217,634.
- The daily newspapers that cover UM are located in two of the top-50 newspaper markets in the nation. The Miami/Ft. Lauderdale market (Miami Herald, South Florida Sun-Sentinel) ranks as the 12th largest (population – 3,876,380) newspaper market in the United States, while the West Palm Beach/Boca Raton market (Palm Beach Post) ranks 44th (pop. – 1,131,184).

**Top-20 Newspaper Markets (Population):**

1.	New York-Northern New Jersey-Long Island	21,199,865
2.	Los Angeles-Riverside-Orange County	16,373,645
3.	Chicago-Gary-Kenosha	9,157,540
4.	Washington-Baltimore	7,608,070
5.	San Francisco-Oakland-San Jose	7,039,362
6.	Philadelphia-Wilmington-Atlantic City	6,188,463
7.	Boston-Worcester-Lawrence	5,819,100
8.	Detroit-Ann Arbor-Flint	5,456,428
9.	Dallas-Fort Worth	5,221,801
10.	Houston-Galveston-Brazoria	4,669,571
11.	Atlanta	4,112,198
12.	<b>Miami-Fort Lauderdale</b>	<b>3,876,380</b>
13.	Seattle-Tacoma-Bremerto	3,554,760
14.	Phoenix-Mesa	3,251,876
15.	Minneapolis-St. Paul	2,968,806
16.	Cleveland-Akron	2,945,831
17.	San Diego	2,813,833
18.	St. Louis	2,603,607
19.	Denver-Boulder-Greeley	2,581,506
20.	Tampa-St. Petersburg-Clearwater	2,395,997

**ACC Newspaper Markets Ranked in Top-50:**

Rk.	Institution	Radio Market	Population
4.	Maryland	Washington, D.C./Baltimore, Md.	7,608,070
7.	Boston College	Boston/Worcester, Mass.	5,819,100
11.	Georgia Tech	Atlanta, Ga.	4,112,198
12.	<b>Miami</b>	<b>Miami/Ft. Lauderdale, Fla.</b>	<b>3,876,380</b>
36.	Wake Forest	Greenboro/Winston-Salem/ High Point, N.C.	1,251,509
40.	Duke, UNC, NC State	Raleigh/Durham/Chapel Hill, N.C.	1,187,941





# ● Miami: Where the heat is on

"Welcome to Miami...bienvenidos a Miami." With 84 miles of Atlantic coastline, yearlong sunshine, and a boasted average daily temperature of 75 degrees, it is no wonder in his hit single, rapper Will Smith dubbed Miami "the city where the heat is on."

## The Heat on the Court

Thanks to South Florida's year-round, sports-friendly climate, Miami has a lot to offer in outdoor recreational activities. From some of the PGA's finest golf courses to almost 700 parks, there is something for everyone. With countless opportunities for kayaking, scuba-diving, fishing, beach volleyball, and rollerblading, there is no excuse for going without a tan.

South Florida truly has the perfect weather for sports, and is one of only eight metropolitan areas in the United States that can boast of a professional franchise in each of the four major sports. The Major League's Florida Marlins had everybody "doing the fish" when they won the World Series in 1997 and 2003. The NFL's Miami Dolphins have thrilled fans for decades at the Pro Player Stadium, which hosted both the 1995 and 1999 Super Bowls. Despite the warm weather, South Florida's own hockey team, the Florida Panthers, keep up on the ice. And for basketball fans, the NBA's Miami Heat keep things heated up at the American Airlines Arena.

## Miami is Caliente

Truly a melting pot, Miami is home to a variety of cultures, creating a totally unique, vibrant cultural mosaic. With representatives of every Hispanic nation in the world, Spanish serves as a second language to most of Miami's residents. Little Havana is the heart of Miami's Cuban community, where churro vendors line the streets, the aroma of high-octane café Cubano fills the air, and the spirit of friendly competition fills Domino Park.

The spirit of the Caribbean is alive in Little Haiti, where many Haitian artists, musicians and entrepreneurs get their start in Miami. The proud focal point of this neighborhood is the Caribbean Market, an open-air replica of Port-au-Prince's Iron Market, where Creole is the dominant language, and there are elements of Afro-Caribbean religions such as voodoo.

## Sizzling the silver screen

With tropical weather, a high quality labor pool, low production costs, and direct links to Latin America, Miami has become one of the most important entertainment centers in the world. Dubbed as the Latin-American Hollywood by the New York Times, such blockbusters as *Big Trouble*, written by Miami Herald columnist Dave Barry, and starring Tim Allen and Rene Russo; *Any Given Sunday*, *There's Something About Mary*, *The Birdcage*, and *Wild Things* were all filmed in Miami.

Miami is a Hollywood favorite off-screen as well as on-screen, with dozens of celebrities calling Miami home, and even more who consider it a favorite weekend getaway. Gloria and Emilio Estefan's Star Island estate and Gianni Versace's Ocean Drive mansion-turned-museum are just a couple of examples of Miami's celebrity appeal. It is not uncommon to spot Sean "Puffy" Combs or members of N'Sync dancing at a South Beach club or former president Bill Clinton playing golf at the Biltmore Hotel.



City of Miami



Everglades



Fishing



Miami Beach

## Miami Hot Spots

For shopping, for dancing, or for just plain people watching, Miami offers several places to see and be seen.

With over 800 buildings designed in the 30s and 40s, South Beach serves as the largest collection of Art Deco architecture in the world. Celebrity-owned restaurants like Cameron Diaz's Bambu, night clubs such as Level, which is based on the format of New York's Studio 54, and a medley of huge anchor stores and small unique boutiques create the flavor of Miami's most famous hot spot.

Coconut Grove, just a ten-minute drive from the University of Miami, is another student favorite. Built mainly by West Indian craftsmen brought in from the Bahamas, it still holds onto the Caribbean appeal its name suggests. Attracting writers, artists, and non-conformists, this hub of the bohemian arts contributed to Miami's cultural renaissance. Fast-forward a century, and the Grove is still one of Miami's hottest nightspots, with more than 75 cafes, restaurants, and clubs that line the streets.

## The warmth of Coral Gables, the "City Beautiful"

The University of Miami campus is located in Coral Gables, dubbed "the City Beautiful." Founded by George Merrick almost a century ago, the Gables is one of Miami's most beautiful areas. The palm-lined streets are all named after European villages, each one bordered by Old Spanish style homes. Downtown Coral Gables is bustling with the many offices of multi-national corporations. The city's central boulevard, Miracle Mile, has a wide array of designer boutiques and art galleries. One Gables favorite is the Venetian Pool, a beautiful swimming lagoon carved out of coral, which features cascading waterfalls and underwater caves.

## Miami Quick Facts

**Average Temperature: 75°**  
**Days of Sunshine: 300**  
**Miles of Beaches: 84**

Calle Ocho



Deco Drive



Dolphin



Surfing



Barnacle House, Coconut Grove

Ocean Drive



## ● Hurricane Warnings

## The Hurricanes

It began in controversy. Some reports say the players on the 1927 football team held a team meeting to select Hurricanes, hoping they would sweep away opponents just as the devastating storm did on September 16, 1926. Another version holds that Miami News columnist Jack Bell asked end Porter Norris of the 1926 team what the team should be called. Told that the local dignitaries and University officials wanted to name the team for a local flora or fauna, Norris said the players wouldn't stand for it and suggested "Hurricanes" since the opening game had been postponed by such a storm. From time to time, opposition has arisen to the name that would "reinforce Miami's negative reputation as a weather-beaten community living constantly under the threat of destruction." But as one UM official rationalized in the 1960s, "Does anyone think Chicago is overrun by bears just because the town has a football team by that name?"



## Orange, Green and White

UM's school colors were selected in 1926. The colors of the Florida orange tree represent UM. Orange symbolizes the fruit of the tree, green represents the leaves and white, the blossoms.

## The U

In 1973, UM's Athletic Federation, the fund-raising arm of the athletic department at the time, commissioned a local public relations expert to develop a distinctive logo. The University had gone several years with a variety of helmet and uniform changes and the Federation noted that a number of major colleges have the initials UM. Miami designer Bill Bodenhamer suggested the "U" idea, which lent itself to distinctive logos for each sport as well as slogans like "U gotta believe" and "U is great."



## Sebastian the Ibis

Folklore maintains that the Ibis, a symbol of knowledge found in the Everglades and Egypt, is the last sign of wildlife to take shelter before a hurricane and the first to reappear after the storm. The local marsh bird was considered UM's first unofficial mascot when the school yearbook adopted the name "Ibis" in 1926. Its popularity grew among the students during the 1950s. In 1957, San Sebastian Hall, a residence hall on campus, sponsored an Ibis entry in the homecoming celebration. The next year, student John Stormont performed at games in an Ibis costume that was glued, sewn and pinned together and was the forerunner of today's bird. Through the years, the Ibis has become one of the most recognizable college mascots in the United States.

# Alma Mater

Southern suns and sky blue water Smile upon you, Alma Mater;  
Mistress of this fruitful land, With all knowledge at your hand,  
Always just, to honor true All our love we pledge to you.  
Alma Mater, Stand forever, on Biscayne's wondrous shore.

# ● Hurricane Cheerleading/Sunsations

## Cheerleaders

The University of Miami cheerleaders are the catalyst for school spirit. Along with cheering at both home and away athletic contests, the squads are a strong public relations arm for the University. Active in community service and charitable projects, the cheerleaders are a great source of pride for the University and the City of Miami. The Co-Ed squad is under the direction of coaches Dan Reynolds and Nichole Stimson, and the co-ed cheerleaders are consistently rated among the nation's top squads. The All-Girl Squad is under the direction of Heather Almaguer. This squad regularly competes at the National Universal Cheerleaders Association college competition. The Co-Ed team is captained by Alfonso Restrepo and Audra Hutchinson.

## Sunsations

Now in their 19th year of entertaining fans, the University of Miami Sunsations dance team is a squad of enthusiastic and talented performers. Their reputation for excellence has grown both locally and nationally. The Sunsations, coached by former members Kristine Stephenson and Shannon Samuel, perform at many charitable and community service events in addition to Hurricane football and basketball games. This year's captains are Jessica Sheaffer and Anika Nichlany.




### Sunsations

Top Row (left): Sabrina, Ashlee, Jeanna, Lauren, Meagan, Jacquelyn  
Middle Row (left): Corinne, Jessica, Alexandra, Jessica, Lydia, Yvonne  
Bottom Row (left): Kim, Anika, Michelle, Karina



### Co-Ed Cheer Squad

Back Row (left): Chris Holt, Justin Rodriguez, Michael Arnspiger, Nicholas Reeves, Sam Bier, Will Jones, Chris Wong, Alfonso Restrepo  
Front Row (left): Shannon Chin, Valerie Perez, Audra Hutchinson, Lauren Pomponio, Ashley White, Sabrina Seidman, Kristi Nguyen



### All Girl Cheer Squad

Top Row (left): Tyler Ingold, Lacey Landers, Lindsey Zauderer, Kaite Sorenson, Lauren Thomes, Lauren Ray, Lindsey Armstrong, Marka Sue Barrow  
Bottom Row (left): Kim Perrin, Bianca Smith, Maresa Kelly, Sheereen Middleton, Stacy Nagy, Ashley Parish, Alyssa Hynes



# ● Athletic Department Success

**Guillermo Diaz**  
Basketball  
2005 Second Team All-ACC

**Tamara James**  
Basketball  
2005 First Team All-ACC

**John Salmons**

Celebrates after Miami defeated St. John's 74-70 in overtime to capture the 1999-00 BIG EAST regular-season championship.

**Ryan Braun**  
Baseball  
2005 ACC Player of the Year

**Tina Miller**  
Golf  
2005 All-ACC

**Valeria Tipiana**  
Volleyball  
2005 First Team All-ACC

**Josie Shinn**  
Golf  
2005 All-ACC

**Head Baseball Coach Jim Morris**


Led the Hurricanes' to 11 consecutive NCAA regional titles and made the trip to Omaha in nine of 11 seasons. The Miami baseball program has captured four national titles (1992, 1985, 1999, 2001) and made 21 trips to the College World Series in Omaha, Neb..



**Kim Barrett**  
Track & Field  
2005 NCAA Indoor & Outdoor Shot  
Put Champion




**Josh Cohen**  
Tennis  
2005 All-ACC



**Davian Clarke**  
1996 Olympic Bronze Medalist -  
4x400-meter relay  
Two-time NCAA Champion -  
400-meters



**Lauryn Williams**  
Track & Field  
2005 World Champion-100-meters  
2005 World Champion-4x100-meter relay  
2004 Olympic Silver Medalist-100-meters



**Tim Harris**  
Track & Field  
2005 All-ACC



**Women's Rowing**  
2005 ACC Spring Sportsmanship  
Award



**Miguel Velazquez**  
Diving  
2005 ACC Diver of the Year



**Megan Bradley**  
Tennis  
2005 ITA National Player of the Year

**Sheuneen Ta**  
Soccer  
2005 Second Team All-ACC



**Antrell Rolle**  
Football  
2005 First Team All-ACC


**Head Football Coach Larry Coker**

UM football program has won five football national championships (1983, 1989, 1987, 1991, 2001) - all since 1983.

## ● Athletic Facilities

### Ronald Shane Watersports Center

The Ronald W. Shane Watersports Center, home of the University of Miami rowing team and has 4,200 square feet of storage space for shells. It is located on Indian Creek, a three mile sheltered body of water that is wide enough for six boats in the heart of Miami Beach.



### Hecht Athletic Center

The Hecht Athletic Center houses the athletic program administrative offices, locker rooms, meeting rooms, and a strength and conditioning center.



### Neil Schiff Tennis Center

The home of Miami tennis is one of the top five facilities in the country. With 16 courts and seating for 1,000 spectators, the facility hosts many of the nation's top amateur events, including the International Junior Orange Bowl Tournament, ITCA Women's Rolex Qualifier and BIG EAST Tennis Championships.



### Norman Whitten Student Union Pool


The Norman Whitten Student Union Pool has been the home to 34 National Title Winners and 28 Olympians, including three-time National Champion and five-time World Champion diver Greg Louganis.





### Wellness Center

The Wellness Center provides students a variety of activities and services, including a fitness room, aerobic classes, indoor track, gymnasium with basketball, volleyball and badminton courts; racquetball and squash courts; indoor pool, spa and sauna.



### Cobb Stadium

Located adjacent to the Hecht Athletic Center. The first class stadium is available to host soccer and track and field events for school and youth groups and provides seating for 500 people.



### Knight Sports Complex

Home of the University of Miami women's volleyball team. The building houses practice courts and locker rooms for volleyball, as well as men's and women's basketball.



### Greentree Practice Fields

The practice home of the 1983, '87, '89, '91 and '01 national football champions. The field includes three full-length prescription athletic turf fields and lights for evening practices.

### Convocation Center

On Jan. 4, 2003, the University of Miami began competition in the Convocation Center, the home of Miami men's and women's basketball and the University's first large-capacity venue for other educational, cultural, and community events. The \$48 million facility was totally funded through private donations.




### Orange Bowl

Dedicated on December 10, 1937 the Orange Bowl serves as the home of the University of Miami football team. The facility has a seating capacity of 72,319 and has hosted to five Super Bowls and numerous collegiate bowl games. Since 1970, when the collegiate national champion was first selected after the completion of the bowl games, the Orange Bowl Classic has hosted 11 games that decided the national title. Until the 1996 season when the OBC moved to Pro Player Stadium, Orange Bowl Stadium had hosted eight of the previous 11 national championship games, including University of Miami titles in 1983, 1987 and 1991.

## ● Building Tradition

- Miami officially joined the Atlantic Coast Conference in July 2004.
- Miami opened the Convocation Center, its \$48 million on-campus arena, on January 4, 2003 with a 64-61 overtime win over North Carolina.
- Miami recorded five sellouts at the Convocation Center last season and had a 95% increase in attendance for league games.
- Miami has reached the postseason in eight of the last 11 seasons including four NCAA Tournament appearances.
- Miami advanced to the NCAA Sweet Sixteen in 2000.
- Miami has had 15 players selected in the NBA Draft including first round selections Tim James (1999) and John Salmons (2002), and second-round pick James Jones (2003).
- Last season the Hurricanes had eight former student-athletes playing basketball professionally either in the NBA or overseas.
- Over the last six seasons Miami has had 114 televised games including 35 nationally televised contests (ESPN, ESPN2, ABC, CBS).
- Miami is the 17th largest television market, the 12th largest radio market and the 12th largest newspaper market in the United States.
- Miami will have a minimum of 21 televised games this season.
- Miami has had 20 All-Conference selections over the last 11 seasons including second-team All-ACC selection Guillermo Diaz in 2004-05.
- Miami has 24 wins over ranked teams since 1994 including three wins last season. Miami has defeated at least one ranked opponent at home in 10 of the last 11 seasons.
- Since 1991, 39 of 43 seniors that completed their eligibility at the University of Miami have gone on to receive their degrees.
- The 2003 NCAA Graduation Rates Report ranked Miami third among all 117 Division I-A institutions with a 78 percent graduation rate behind only Stanford (100%) and Southern Methodist (83%).


John Salmons, Class of 2002




Tim James, Class of 1999



James Jones, Class of 2003





# ● Atlantic Coast Conference



John D. Swofford  
ACC Commissioner

## The Tradition

Consistency. It's the mark of true excellence in any endeavor.

However, in today's intercollegiate athletics, competition has become so balanced and so competitive that it is virtually impossible to maintain a high level of consistency.

Yet the Atlantic Coast Conference has defied the odds. Now in its 53rd year of competition, the ACC has long enjoyed the reputation as one of the strongest and

most competitive intercollegiate conferences in the nation. And that is not mere conjecture, the numbers support it.

Since the league's inception in 1953, ACC schools have captured 94 national championship titles, including 49 in women's competition and 45 in men's. In addition, NCAA individual titles have gone to ACC student-athletes 119 times in men's competition and 61 in women's action.

If success is best measured in terms of wins and losses, then the ACC is unrivaled in NCAA annals. With North Carolina's victory over Illinois in the 2005 NCAA title game, ACC teams have captured 10 NCAA basketball championships, including six over the last 15 years.

No conference has posted a better NCAA Tournament record than the ACC since the NCAA's inaugural tournament in 1938. Following an impressive 52-22 (.703) mark over the past five years, the 12 current conference members have posted an NCAA Tournament-best mark of 351-192 for a sterling .646 winning percentage against the nation's toughest competition.

In the 21 years of the current 64-team field, the ACC has produced 21 Final Four teams, an average of one per year and six more than any other conference.

Since 1985, when the NCAA Tournament was expanded to 64 teams, ACC teams have been even more impressive compiling a 215-101 (.681) NCAA record, including 59 "Sweet 16" appearances and 21 Final Four berths - all NCAA Tournament bests. Since 1985, 59 of the 107 ACC teams receiving NCAA berths have won at least two NCAA Tournament games.

Following last year's title run, North Carolina leads all ACC schools with four NCAA basketball championships to its credit. Duke has three national titles, NC State two and Maryland one. The Tar Heels have captured NCAA titles in 1957, 1982, 1993 and 2005 while the Blue Devils won their third title in 2001, following back-to-back championships in 1991 and 1992. The Wolfpack walked away with the coveted crown in 1974 and 1983 while the Terps claimed the 2002 national title.

The ACC has 10 or more NCAA Tournament wins in four of the last five years and 13 times overall and the league has not posted a losing record in NCAA Tournament play since 1987. The conference's 17-year non-losing streak in NCAA Tournament is tops among all conferences.

This past season, ACC teams posted a 14-9 mark against non-league ranked teams with seven different league teams recording at least one win against a ranked opponent. Since 1990, the ACC - with a 195-182 record - is the only conference with a winning record against ranked non-conference foes.

Duke's J.J. Redick and Wake Forest's Chris Paul earned consensus All-America honors a year ago, marking the 14th time in the past 15 years that the ACC has had at least one consensus All-American. Since 1981, the ACC has produced 33 consensus All-Americans, by far and away the most by any conference. Since 1981, the ACC has accounted for 25 percent of the nation's consensus All-Americans (33-of-130).

The stature of ACC basketball is no where more clearly defined than by its regional and national television exposure as an all-time high 173 televised games involving ACC teams headline the league's 2005-06 schedule, including a record-setting 272 appearances. In addition, ACC teams are slated to make 147 appearances on national television networks this upcoming season.

This past year an ACC-record nine teams took part in post-season play, including five NCAA Tournament teams. Duke's Blue Devils captured their sixth ACC title in the last seven years, and 15th overall, with a 69-64 victory over Georgia Tech in the finals of the 52nd ACC Tournament. The ACC set a single-season attendance record drawing 1.9 million. Virginia Tech led all NCAA Division I schools in average home attendance increase (+3,063) while Miami was fourth (+1,830).

## The Championships

The conference will conduct championship competition in 25 sports during the 2005-06 academic year - 12 for men and 13 for women.

The first ACC championship was held in swimming on February 25, 1954. The conference did not conduct championships in cross country, wrestling or tennis during the first year.

The 12 sports for men include football, cross country, soccer, basketball, swimming, indoor and outdoor track, wrestling, baseball, tennis, golf and lacrosse. Fencing, which was started in 1971, was discontinued in 1981.

Championships for women are currently conducted in cross country, volleyball, field hockey, soccer, basketball, swimming, indoor and outdoor track, tennis, golf, lacrosse, softball and rowing.

## A History

The Atlantic Coast Conference was founded on May 8, 1953, at the Sedgefield Inn near Greensboro, N.C., with seven charter members - Clemson, Duke, Maryland, North Carolina, North Carolina State, South Carolina and Wake Forest - drawing up the conference by-laws.

The withdrawal of seven schools from the Southern Conference came early on the morning of May 8, 1953, during the Southern Conference's annual spring meeting. On June 14, 1953, the seven members met in Raleigh, N.C., where a set of bylaws was adopted and the name became officially the Atlantic Coast Conference.

Suggestions from fans for the name of the new conference appeared in the region's newspapers prior to the meeting in Raleigh. Some of the names suggested were: Dixie, Mid South, Mid Atlantic, East Coast, Seaboard, Colonial, Tobacco, Blue-Gray, Piedmont, Southern Seven and the Shoreline.

Duke's Eddie Cameron recommended that the name of the conference be the Atlantic Coast Conference, and the motion was passed unanimously. The meeting concluded with each member institution assessed \$200.00 to pay for conference expenses.

On December 4, 1953, conference officials met again at Sedgefield and officially admitted the University of Virginia as the league's eighth member. The first, and only, withdrawal of a school from the ACC came on June 30, 1971, when the University of South Carolina tendered its resignation.

The ACC operated with seven members until April 3, 1978, when the Georgia Institute of Technology was admitted. The Atlanta school had withdrawn from the Southeastern Conference in January of 1964.

The ACC expanded to nine members on July 1, 1991, with the addition of Florida State University.

The conference expanded to 11 members on July 1, 2004, with the addition of the University of Miami and Virginia Polytechnic Institute and State University. On October 17, 2003, Boston College accepted an invitation to become the league's 12th member starting with the 2005-06 academic year.

## School Affiliations

**BOSTON COLLEGE** — Charter member of the Big East Conference in 1979; joined the ACC in July, 2005.

**CLEMSON** — Charter member of the Southern Intercollegiate Athletic Association in 1894, a charter member of the Southern Conference in 1921, a charter member of the Atlantic Coast Conference (ACC) in 1953.

**DUKE** — Joined the Southern Conference in December, 1928; charter member of the ACC in 1953.

**FLORIDA STATE** — Charter member of the Dixie Conference in 1948; joined the Metro Conference in July, 1976; joined the ACC July, 1991.

**GEORGIA TECH** — Charter member of the Southern Intercollegiate Athletic Association in 1894, charter member of Southern Conference in 1921, charter member of the SEC in 1932, joined the ACC in April, 1978.

**MARYLAND** — Charter member of the Southern Conference in 1921, charter member of the ACC in 1953.

**MIAMI** — Charter member of the Big East Football Conference in 1991; joined the ACC in July, 2004.

**NORTH CAROLINA** — Charter member of the Southern Intercollegiate Athletic Association in 1894, charter member of the Southern Conference in 1921, charter member of the ACC in 1953.

**NC STATE** — Charter member of the Southern Conference in 1921; charter member of the ACC in 1953.

**VIRGINIA** — Charter member of the Southern Intercollegiate Athletic Association in 1894, charter member of the Southern Conference in 1921, resigned from Southern Conference in December 1936, joined the ACC in December, 1953.

**VIRGINIA TECH** — Charter member of the Southern Conference in 1921; withdrew from the Southern Conference in June, 1965; became a charter member of the Big East Football Conference in Feb. 5, 1991; joined the ACC in July, 2004.

**WAKE FOREST** — Joined the Southern Conference in February, 1936, charter member of the ACC in 1953.



# ● 2005-06 ACC Composite Schedule

**All Times Eastern**  
 \*denotes RJ-split  
 CSN - Comcast Sports Net  
 CSS - College Sports South  
 ESPN-C - ESPN Classic  
 FS-FL - Fox Sports Florida  
 FS-NW - Fox Sports Northwest  
 FSN - Fox Sports Net & Affiliates  
 FSNS - Fox Sports Net South  
 NESN - New England Sports Network  
 RSN - Regional Cable Partners

Date	TV	Time
<b>Thursday, November 10</b>		
Radford at Virginia Tech		7:00
NABC Classic		
Mississippi Valley State at Wake Forest		7:30
2K Sports College Hoops Classic		
<b>Friday, November 11</b>		
tba at Wake Forest in 2K Sports Classic		tba
<b>Saturday, November 12</b>		
Bowling Green at Virginia Tech		1:00
NABC Classic		
<b>Sunday, November 13</b>		
Western Carolina at Virginia Tech		3:00
NABC Classic		
Miami vs. Texas-Arlington		5:00
BCA Classic, Seattle, Wash.		
<b>Monday, November 14</b>		
Boston University at Duke	ESPN2	7:30
Pre-Season NIT		
Miami in BCA Classic		tba
Seattle, Washington		
<b>Tuesday, November 15</b>		
Miami in BCA Classic, Seattle	FS-NW	tba
<b>Wednesday, November 16</b>		
tba at Duke in Pre-Season NIT	ESPN	7:30
<b>Thursday, November 17</b>		
Wake Forest in 2K Sports Classic	ESPN2	tba
Madison Square Garden, New York, N.Y.		
<b>Friday, November 18</b>		
Wake Forest in 2K Sports Classic	ESPN2	tba
Madison Square Garden, New York, N.Y.		
Mt. St. Mary's at Virginia Tech	CSN/NESN	6:00
UNCA at Georgia Tech		7:00
Stetson at NC State		7:00
Hispanic College Fund, Raleigh, N.C.		
Liberty at Virginia		7:00
Dartmouth at Boston College		7:00
Bethune-Cookman at Clemson		7:30
Fairleigh-Dickinson at Maryland	CSN/NESN	8:00
<b>Saturday, November 19</b>		
Davidson at Duke	ESPN2	5:00
The Citadel at NC State		6:00
Hispanic College Fund, Raleigh, N.C.		
Florida State at Jacksonville	FS-FL	7:00
Gardner-Webb at North Carolina		7:00
Morgan State at Miami		7:30
<b>Sunday, November 20</b>		
Delaware at NC State		2:00
Hispanic College Fund, Raleigh, N.C.		
Boston College in Vegas Invitational		2:00
Chestnut Hill, Mass.		
<b>Monday, November 21</b>		
Maryland vs. Gonzaga	ESPN2	5:00
Maui Tournament, Maui, Hawaii		
Alcorn State at Florida State		7:00
Elon at Georgia Tech		7:00
Marshall at Virginia Tech		7:00
UNC-Asheville at Wake Forest		7:00
Coppin State at Clemson		8:00
<b>Tuesday, November 22</b>		
Boston College in Vegas Invitational		7:00
Chestnut Hill, Mass.		
North Carolina A&T at Miami		7:30
Virginia at Richmond		7:30
Cleveland State at North Carolina	ESPNU	9:00
Maryland in Maui Tournament	ESPN	tba
<b>Wednesday, November 23</b>		
Duke in Pre-Season NIT	ESPN2	tba
South Carolina State at Clemson		7:30
VMI at NC State		7:30
Maryland in Maui Tournament	ESPN	tba
<b>Friday, November 25</b>		
Duke in Pre-Season NIT	ESPN2	tba
Illinois-Chicago at Georgia Tech	FSNS	6:30
Morgan State at Virginia Tech		7:00
Appalachian State at Wake Forest		7:00
Florida State at Florida	FS-FL	7:30
UC-Santa Barbara at North Carolina	FSNS	8:30
Boston College in Vegas Invitational		tba
Las Vegas, Nev.		
<b>Saturday, November 26</b>		
Clemson vs. Charleston Southern		7:00
Charleston (S.C.) Coliseum		
NC State vs. Notre Dame	FSN	7:00
Wooden Tradition, Indianapolis, Ind.		
Boston College in Vegas Invitational		tba
Las Vegas, Nev.		
<b>Sunday, November 27</b>		
Miami at Temple	FS-FL/NESN	1:00
Nicholls State at Maryland	CSN	2:00
Virginia at Arizona	FSN	7:00

<b>Monday, November 28</b>		
Virginia Tech at Ohio State	ESPN2	7:30
<b>Tuesday, November 29</b>		
Wisconsin at Wake Forest	ESPN	7:00
Purdue at Florida State	ESPN2	7:30
Clemson at Penn State	ESPNU	8:00
Illinois at North Carolina	ESPN	9:00
Miami at Michigan	ESPN2	9:30
<b>Wednesday, November 30</b>		
Georgia Tech at Michigan State	ESPN	7:00
Minnesota at Maryland	ESPN2	7:30
Northwestern at Virginia	ESPNU	8:00
Duke at Indiana	ESPN	9:00
NC State at Iowa	ESPN2	9:30
<b>Friday, December 2</b>		
LA-Monroe at Florida State	FS-FL/NESN	8:00
<b>Saturday, December 3</b>		
North Carolina at Kentucky	CBS	12:00
Elon vs. Wake Forest		2:00
Greensboro (N.C.) Coliseum		
South Carolina at Clemson	FSNS/NESN	4:00
Birmingham-Southern at Miami		7:30
Sacred Heart at Boston College		tba
<b>Sunday, December 4</b>		
Virginia at Georgia Tech	FSN	5:30
Virginia Tech at Duke	FSN	8:00
<b>Monday, December 5</b>		
George Washington vs. Maryland	RSN	9:00
BB&T Classic, MCI Center, Washington, D.C.		
<b>Tuesday, December 6</b>		
Wofford at Clemson		7:30
Michigan State vs. Boston College	ESPN	9:30
Jimmy V Classic, Madison Square Garden		
<b>Wednesday, December 7</b>		
Pennsylvania at Duke	ESPN2	7:00
Texas Southern at Florida State		7:00
Georgia Tech at Georgia	FSNS	7:00
North Carolina A&T at Virginia Tech		7:00
Fordham at Virginia		7:00
Western Carolina at Maryland		8:00
St. Louis at North Carolina	ESPN2	9:00
<b>Friday, December 9</b>		
East Tennessee State at Clemson		7:00
<b>Saturday, December 10</b>		
Texas vs. Duke	CBS	1:30
The Meadowlands, E. Rutherford, N.J.		
Appalachian State at NC State(Reynolds Coliseum)		2:00
Tennessee State at Georgia Tech		3:00
St. John's at Virginia Tech	FSN	4:00
Wofford at Miami	FS-FL	7:30
<b>Sunday, December 11</b>		
Boston College at Maryland	FSN	8:00
<b>Tuesday, December 13</b>		
DePaul at Wake Forest	ESPN	9:00
<b>Wednesday, December 14</b>		
UNC-Asheville at NC State		7:00
<b>Saturday, December 17</b>		
Princeton at Wake Forest	ESPN2	4:00
Florida State vs. Bowling Green	CSS	6:30
Coors Classic, Mobile, Ala.		
Santa Clara at North Carolina	FSNS/CSN	8:00
Virginia at Gonzaga	FS-NW/CSN	10:30
<b>Sunday, December 18</b>		
Virginia Tech vs. Stanford	ESPN	am12:30
Las Vegas (Nev.) Shootout		
Texas Southern at Boston College	FSN	3:30
Miami at NC State	FSN	5:30
Valparaiso at Duke	FSN	8:00
<b>Monday, December 19</b>		
Clemson vs. University of Puerto Rico		2:00
San Juan (P.R.) Shootout		
<b>Tuesday, December 20</b>		
Stetson at Florida State	FS-FL	7:00
Clemson in San Juan Shootout		tba
San Juan (P.R.) Shootout		
<b>Wednesday, December 21</b>		
St. John's at Duke	ESPN2	6:00
North Carolina at Southern California	FSN	10:30
Clemson in San Juan Shootout		tba
<b>Thursday, December 22</b>		
Campbell at Florida State		7:00
Jacksonville at Georgia Tech		7:00
Wake Forest at Richmond	FSNS	7:00
Loyola-Baltimore at Virginia		7:00
Florida at Miami	FS-FL	7:00
Harvard at Boston College		7:00
NC State at Alabama	FSNS	9:00
<b>Friday, December 23</b>		
American at Maryland	CSN	8:00
<b>Tuesday, December 27</b>		
William & Mary at Virginia Tech		7:00
Boston College at Duquesne		7:05
Stetson at Miami	FS-FL	7:30

# ● 2005-06 ACC Composite Schedule

## Wednesday, December 28

Clemson at Georgia	FSNS	7:00
New Hampshire at NC State		7:00
UMBC vs. Virginia (Siegel Center, Richmond, Va.)		7:00
Delaware State at Maryland	*RJ	8:00
UNC-Asheville at North Carolina	*RJ	8:00
Georgia Tech at Air Force	FSNS	9:00

## Friday, December 30

Virginia Tech at Old Dominion	CSN	7:00
Charleston Southern at Wake Forest		7:00
Elon at Clemson		7:30

## Saturday, December 31

G. Washington at NC State	FSNS/CSN/NESN	12:00
Boston College at Rhode Island	Cox3	1:00
UNC-Greensboro vs. Duke (Greensboro)	RJ	1:00
Florida State vs. Nebraska	FS-FL/NESN	1:30
Orange Bowl Doubleheader, Sunrise, Fla.		
VMI at Maryland	CSN	2:00
Hartford at Virginia		2:00
Louisville vs. Miami	FSN/NESN	4:00
Orange Bowl Doubleheader, Sunrise, Fla.		
Bethune-Cookman at Georgia Tech		5:00

## Monday, January 2

Virginia Tech at James Madison	CSN/FS-FL	4:00
Bucknell at Duke	ESPN	4:30
Sacred Heart at Miami		7:30
Virginia at Western Kentucky	CSN	8:00

## Tuesday, January 3

Vanderbilt at Georgia Tech	FSNS/CSN	5:00
Davidson at North Carolina	FSNS/FS-FL	7:00
UNC-Greensboro at NC State		7:00
Massachusetts at Boston College	NESN	7:00
East Carolina at Wake Forest	FSNS/FS-FL/NESN	9:00

## Wednesday, January 4

Florida State at Clemson		7:30
Texas A&M Corpus at Maryland		8:00

## Saturday, January 7

Maryland at Miami	*RJ	12:00
Clemson at Virginia	*RJ	12:00
NC State at North Carolina	ESPN2	3:00
Virginia Tech at Florida State		7:00

## Sunday, January 8

Boston College at Georgia Tech	FSN	5:30
Duke at Wake Forest	FSN	8:00

## Tuesday, January 10

North Carolina at Virginia Tech	ESPN2	7:30
Georgia Tech at Centenary		8:00
NC State at Boston College	RJ	9:00

## Wednesday, January 11

Florida State at Virginia		7:00
Wake Forest at Clemson	ESPNU	7:00
Maryland at Duke	ESPN	9:00

## Saturday, January 14

Georgia Tech at NC State	RJ	12:00
Miami at North Carolina	ESPN2	12:00
Duke at Clemson	ESPN	2:00
Florida State at Boston College		2:00

## Sunday, January 15

Virginia at Virginia Tech	RJ	4:00
Wake Forest at Maryland	FSN	7:30

## Tuesday, January 17

Boston College at Holy Cross	NESN	7:00
------------------------------	------	------

## Wednesday, January 18

NC State at Duke	ESPN	7:00
Clemson at Miami		7:30
Georgia Tech at Wake Forest	RJ	9:00

## Thursday, January 19

North Carolina at Virginia	ESPN	7:00
----------------------------	------	------

## Saturday, January 21

Clemson at Georgia Tech	RSN	12:00
Duke at Georgetown (MCI Center)	CBS	1:30
Wake Forest at NC State	RJ	4:00
Virginia Tech at Maryland	*RJ	8:00
Boston College at Miami	*RJ	8:00

## Sunday, January 22

North Carolina at Florida State	FSN	6:30
Tuesday, January 24		
Florida St. at Wake Forest	FSNS/FS-FL/CSN	7:00
Miami at Virginia	ESPNU	9:00

## Wednesday, January 25

Maryland at Georgia Tech		7:00
Seton Hall at NC State	ESPN-tba	7:00
Boston College at North Carolina	RJ	9:00

## Thursday, January 26

Duke at Virginia Tech	ESPN	7:00
-----------------------	------	------

## Saturday, January 28

Arizona at North Carolina	CBS	1:00
Maryland at Temple	ESPN2	2:00
Virginia Tech at Wake Forest	RJ	3:00
Virginia at Duke	ESPN	7:00

## Sunday, January 29

NC State at Clemson	RJ	1:30
Miami at Florida State	RJ	4:00
Georgia Tech at Boston College	FSN	5:30

## Tuesday, January 31

Georgia Tech at Virginia Tech	RSN	7:00
Wake Forest at Miami	RSN	9:00

## Wednesday, February 1

Clemson at Florida State		7:00
--------------------------	--	------

Virginia at NC State	RSN	7:00
Duke at Boston College	ESPN	9:00

## Thursday, February 2

North Carolina at Maryland	ESPN	7:00
----------------------------	------	------

## Saturday, February 4

Florida State at Duke	FSNS/FS-FL/CSN	12:00
Miami at Georgia Tech	*RJ	1:30
Wake Forest at Virginia	*RJ	1:30
Clemson at North Carolina	RJ	4:00
Boston College at Virginia Tech		7:00

## Sunday, February 5

Maryland at NC State	FSN	2:00
----------------------	-----	------

## Tuesday, February 7

Virginia at Maryland	RSN	7:00
Duke at North Carolina	RJ/ESPN	9:00

## Wednesday, February 8

Boston College at Wake Forest	ESPN2	7:30
NC State at Miami	ESPNU	7:00
Virginia Tech at Clemson		7:30

## Thursday, February 9

Georgia Tech at Florida State	ESPNU	7:00
-------------------------------	-------	------

## Saturday, February 11

Duke at Maryland	CBS	1:00
Charlotte at Wake Forest	ABC	3:30
Clemson at Boston College	*RJ	8:00
Virginia Tech at Virginia	*RJ	8:00

## Sunday, February 12

NC State at Georgia Tech	RJ	1:00
Massachusetts at Florida State	FSN	5:30
North Carolina at Miami	FSN	8:00

## Monday, February 13

Stony Brook at Boston College		7:00
-------------------------------	--	------

## Tuesday, February 14

Maryland at Clemson	*RJ	8:00
Wake Forest at Duke	*RJ	8:00

## Wednesday, February 15

Georgia Tech at North Carolina	ESPN	7:00
Longwood at Virginia		7:00
Florida State at NC State	ESPNU	7:00
Thursday, February 16		
Miami at Boston College	RSN	7:00

## Saturday, February 18

NC State at Virginia Tech	ABC	1:00
Virginia at Florida State	*RJ	4:00
Georgia Tech at Maryland	*RJ	4:00

## Sunday, February 19

North Carolina at Wake Forest	ABC	1:30
Miami at Duke	FSN	5:30

## Tuesday, February 21

Boston College at Virginia	RSN	7:00
----------------------------	-----	------

## Wednesday, February 22

Duke at Georgia Tech	ESPN	7:00
Clemson at Wake Forest		7:00
Virginia Tech at Miami	ESPNU	7:00
Maryland at Florida State	*RJ	9:00
North Carolina at NC State	*RJ	9:00

## Saturday, February 25

Wake Forest at Georgia Tech	ABC	1:00
Virginia at Clemson		2:00
Duke at Temple	ESPN	2:30
Boston College at NC State	CBS	3:45
Florida State at Virginia Tech		7:00

## Sunday, February 26

Maryland at North Carolina	FSN	5:30
----------------------------	-----	------

## Tuesday, February 28

Wake Forest at Boston College	RSN	7:00
-------------------------------	-----	------

## Wednesday, March 1

Duke at Florida State	ESPN	7:00
Clemson at Virginia Tech		7:00
Miami at Maryland	RJ	9:00
Virginia at North Carolina	RJ	9:00

## Saturday, March 4

Virginia Tech at Boston College	RJ	12:00
Georgia Tech at Clemson	RJ	2:00
NC State at Wake Forest	CBS	4:00
North Carolina at Duke	ESPN	9:00

## Sunday, March 5

Florida State at Miami	RJ	1:00
Maryland at Virginia	FSN	3:30

## 53rd Annual ACC Basketball Tournament

Greensboro (N.C.) Coliseum

## Thursday, March 9

Game 1 (#8 vs. #9)	RJ	noon
Game 2 (#5 vs. #12)	RJ	*2:30
Game 3 (#7 vs. #10)	ESPN	7:00
Game 4 (#6 vs. #11)	RJ	*9:30

## Friday, March 10

Game 5 (#1 vs. #8/9 winner)	RJ/ESPN2	noon
Game 6 (#4 vs. #5/12 winner)	RJ/ESPN2	*2:30
Game 7 (#2 vs. #7/10 winner)	RJ/ESPN2	7:00
Game 8 (#3 vs. #6/11 winner)	RJ/ESPN2	*9:30

## Saturday, March 11

Game 9 (Winners of games 5/6)	RJ/ESPN	1:30
Game 10 (Winners of games 7/8)	RJ/ESPN	*4:00

## Sunday, March 12

ACC Championship Game	RJ/ESPN	1:00
-----------------------	---------	------

\*denotes tentative start time



## The ACC Tournament

# 2006 ACC Tournament

53rd Annual  
March 9-12, Greensboro (N.C.) Coliseum



\*denotes tentative game time

### Officially Champion

Contrary to popular belief, the ACC basketball champion has not always been "officially" declared in the Tournament. The ACC merely copied the old Southern Conference by-laws, and the term pertaining to basketball just read: "Beginning December 1 and ending with the conference basketball tournament." With 17 teams it didn't pay to be too detailed. In the early years of the tournament, unofficially, and by custom, everyone regarded the tournament champion as the ACC champion. But it wasn't until July, 1, 1961, that the words "and the winner shall be the conference champion" were added to the ACC by-laws.



# ● BCA Classic • Nov. 13-15, 2005 • Seattle, WA

## Washington

Location: Seattle, WA  
Enrollment: 42,000  
Conference: Pacific-10  
Nickname: Huskies  
Colors: Purple and Gold  
Home Arena: Bank of America Arena at Hec Edmundson Pavilion  
Capacity: 10,000  
2004-05 Overall Record: 29-6  
2004-05 Conference Record/Finish: 14-4/2nd  
2004-05 Post-Season Play: NCAA Sweet 16  
All-time Record vs. UM: 3-0  
Last Meeting: January 15, 1990 - UW 83, UM 67  
President: Dr. Mark Emmert  
Athletic Director: Todd Turner  
SID: Jim Daves  
SID Office Phone: (206) 543-2230  
Men's Basketball Contact: Dan Lepse  
Lepse Office Phone: (206) 685-3120  
Lepse email: dsarge@u.washington.edu  
SID Mailing Address: 229 Graves Building  
Box 354070  
Seattle, WA 98195  
Fax: (206) 543-5000  
Press Row: (206) 543-2230  
Website: www.gohuskies.com  
Head Coach: Lorenzo Romar (Cincinnati '92)  
Record at UW: 58-35 (3 seasons)  
Overall Record: 151-123 (9 seasons)  
Assistant Coaches: Cameron Dollar (UCLA '97)  
Jim Shaw (Western Oregon State '85)  
Paul Fortier (Washington '03)

## Air Force

Location: USAF Academy, Colorado  
Enrollment: 4,000  
Conference: Mountain West  
Nickname: Falcons  
Colors: Blue and Silver  
Home Arena: Clune Arena  
Capacity: 5,939  
2004-05 Overall Record: 18-12  
2004-05 Conference Record/Finish: 9-5/3rd  
2004-05 Post-Season Play: None  
All-time Record vs. UM: First Meeting  
Last Meeting: First Meeting  
Superintendent: Lt. Gen. John W. Rosa  
Athletic Director: Dr. Hans Mueh  
SID: Troy Garnhart  
SID Office Phone: (719) 333-2313  
Men's Basketball Contact: Jerry Cross  
Cross' Office Phone: (719) 333-3950  
Cross' Home Phone: (719) 473-8704  
Cross' email: jerry.cross@usafa.af.mil  
SID Mailing Address: Athletic Media Relations Office  
2169 Field House Dr.  
USAF Academy, CO 80840-9500  
Fax: (719) 333-3798  
Press Row Phone: (719) 333-6467  
Website: www.airforcesports.com  
Head Coach: Jeff Bzdelik (Illinois-Chicago '76)  
Record at Air Force: First Season  
Overall Record: 25-31 (2 seasons)  
Assistant Coaches: Larry Mangino (Montclair State '83)  
Jeff Reynolds (UNC-Greensboro '78)  
Derrick Clark (California Lutheran '95)  
Capt. Rob Pryor (Air Force '97)

## Morgan State

Location: Baltimore, MD  
Enrollment: 7,000  
Conference: MEAC  
Nickname: Bears  
Color: Blue & Orange  
Arena: Talmadge Hill Field House  
Capacity: 4,250  
2004-05 Overall Record: 14-16  
2004-05 Conference Record/Finish: 11-7/T-4th  
2004-05 Post-Season Play: None  
All-time Record vs. UM: First Meeting  
Last Meeting: First Meeting  
President: Dr. Earl S. Richardson  
Athletic Director: Tanya Rush  
SID: Leonard Haynes IV  
Men's Basketball Contact: A. Lamont Germany  
SID Office Phone: (443) 885-3009  
Germany's Email: lgermany@moac.morgan.edu



Address: Hill Field House  
Baltimore, MD 21251  
Fax: (443) 885-8307  
Press Row: (443) 885-4018  
Web Site: www.morganstatebears.com  
Head Coach: Alfred Beard (Louisville, '69)  
Record at Morgan State: 35-78 (5 seasons)  
Overall Record: 86-144 (12 seasons)  
Assistant Coaches: Alfred Beard III (Paine '99)  
Paul Edwards III (Mt. Saint Mary's '86)  
Lamont Pennick (Cumberland '91)

## Wisconsin-Green Bay

Location: Green Bay, WI  
Enrollment: 5,416  
Conference: Horizon League  
Nickname: Phoenix  
Colors: Green, White and Red  
Home Arena: Resch Center  
Capacity: 9,877  
2004-05 Overall Record: 17-11  
2004-05 Conference Record/Finish: 10-6/2nd  
2004-05 Post-Season Play: None  
All-time Record vs. UM: 1-1  
Last Meeting: January 3, 1987 - W-GB 62, UM 45  
President: Dr. Bruce Shepard  
Athletic Director: Ken Bothof  
SID: TBA  
SID Office Phone: (920) 465-2498  
Men's Basketball Contact: Brian Nicol  
Office Phone: (920) 465-5759  
email: nicolb@uwgb.edu  
SID Mailing Address: Phoenix Sports Center  
2420 Nicolet Drive  
Green Bay, WI 54311-7001  
Fax: (920) 645-2357  
Press Row: (920) 965-8735  
Website: www.uwgb.edu/athletics  
Head Coach: Tod Kowalczyk (Minnesota-Duluth '89)  
Record at W-GB: 44-42 (3 seasons)  
Overall Record: 44-42 (3 seasons)  
Assistant Coaches: Dale Race (UW-Oshkosh '70)  
Jon Harris (Marquette '02)  
Brian Wardle (Marquette '01)  
Pat McKenzie (St. John's, Minn./2004)

## Texas-Arlington

Location: Arlington, Texas  
Enrollment: 24,979  
Conference: Southland  
Nickname: Mavericks  
Colors: Blue, white and red  
Home Arena: Texas Hall  
Capacity: 3,600  
2004-05 Overall Record: 13-15  
2004-05 Conference Record/Finish: 7-9/T-7th  
2004-05 Post-Season Play: None  
All-time Record vs. UM: First Meeting  
Last Meeting: First Meeting  
President: James Spaniol  
Athletic Director: Pete Carlson  
SID/Men's Basketball Contact: Bill Pettit  
SID Office Phone: (817) 272-2239  
Pettit's Cell Phone: (817) 658-3438  
email: wpettit@uta.edu  
SID Mailing Address: Box 19079  
Gilstrap Athletic Center  
Arlington, TX 76019  
Fax: (817) 272-2254  
Press Row: (817) 272-3795  
Website: www.utamavs.com  
Head Coach: Eddie McCarter (Alabama-Birmingham '75)  
Record at UTA: 165-195 (13 seasons)  
Overall Record: 165-195 (13 seasons)  
Assistant Coaches: Scott Cross (Texas-Arlington '98)  
Reggie Brown (Texas-Arlington '97)  
Larry Cordaro (LSU '02)

## UNC Greensboro

Location: Greensboro, NC  
Enrollment: 14,900  
Conference: Southern  
Nickname: Spartans  
Colors: Gold, White and Navy  
Home Arena: Fleming Gymnasium  
Capacity: 2,320  
2004-05 Overall Record: 18-12  
2004-05 Conference Record/Finish: 12-6/t-2nd North  
2004-05 Post-Season Play: None  
All-time Record vs. UM: First Meeting  
Last Meeting: First Meeting  
Chancellor: Dr. Patricia A. Sullivan  
Athletic Director: Nelson E. Bobb  
SID/MBB Contact: Mike Hirschman  
SID Office Phone: (336) 334-5615  
Hirschman's Cell Phone: (336)202-5331  
email: mwhirsch@uncg.edu  
SID Mailing Address: UNCG Athletics  
PO Box 26168  
Greensboro, NC 27402-3270  
Fax: (336) 334-3182  
Press Row: (336) 334-3270  
Website: www.uncgspartans.com  
Head Coach: Mike Dement (East Carolina '76)  
Record at UNCG: 53-54 (4 seasons)  
Overall Record: 260-243 (18 seasons)  
Assistant Coaches: Rod Jensen (U of the Redlands '75)  
Anthony Jones (Illinois State '81)  
Brooks Lee (Campbell '02)

## Northern Arizona

Location: Flagstaff, AZ  
Enrollment: 18,779  
Conference: Big Sky  
Nickname: Lumberjacks  
Colors: Blue and Gold and Sage  
Home Arena: J. Lawrence Walkup Skydome  
Capacity: 7,000  
2004-05 Overall Record: 11-17  
2004-05 Conference Record/Finish: 4-10/7th  
2004-05 Post-Season Play: None  
All-time Record vs. UM: First Meeting  
Last Meeting: First Meeting  
Chancellor: Dr. John Heager  
Athletic Director: Jim Fallis  
SID/MBB Contact: Steve Shaff  
SID Office Phone: (928) 523-6792  
Shaff's Cell Phone: (928)606-6628  
email: Steven.Shaff@nau.edu  
SID Mailing Address: Northern Arizona Athletics  
PO Box 15400  
Flagstaff, AZ 86011-5400  
Fax: (928) 523-6793  
Press Row: (928) 523-1912  
Website: www.nauathletics.com  
Head Coach: Mike Adras (UC Santa Barbara '83)  
Record at NAU: 90-83 (6 seasons)  
Overall Record: 90-83 (6 seasons)  
Assistant Coaches: Rob Bishop (Chico State '96)  
Ross Land (NAU '01)

# Birmingham Southern

December 3, 2005 – 7:30 p.m. – Convocation Center

Location	Birmingham, AL
Enrollment	1,400
Conference	Big South
Nickname	Panthers
Colors	Black and Gold
Arena (Capacity)	Bill Battle Coliseum (2,000)
2004-05 Overall Record	16-14
2004-05 Conference Record/Finish	7-9/T-3rd (Big South)
2004-05 Post-Season Play	None
All-time Record vs. UM	First Meeting
Last Meeting	First Meeting
President	Dr. David Pollick
Athletic Director	Joe Dean Jr.
SID	Jason Falls
SID Office Phone	(205) 226-4905
Basketball Contact	Will Chandler
Chandler's Office Phone	(205) 226-7736
E-mail Address	wchandler@bsc.edu
Address	Box 549004 Birmingham, AL 35254
Fax	(205) 226-3049
Press Row	(205) 226-7766
Web Site	www.bscsports.net
Head Coach	Duane Reboul (New Orleans '72)
Record at Norfolk State	383-115 (17 seasons)
Overall Record	383-115 (17 seasons)
Assistants	Mitch Cole (Montana State '92) Scott Stapler (Auburn '96) Bill Armstrong (UAB '01)

## 2005-06 Numerical Roster

No	Name	Pos	Ht	Wt	Class	Previous School/Hometown
0	Jeremiah Millington	G	6-0	185	Fr.	Hewitt-Trussville/Birmingham, AL
1	Brandon Davis	F	6-7	195	So.	West End/Birmingham, AL
4	Bucky McMillan	G	6-4	180	Jr.	Mountain Brook/Birmingham, AL
10	James Collins	G	6-2	185	Sr.	Woodlawn/Baton Rouge, LA
11	Dwayne Paul	F	6-5	240	Jr.	Bowie/Arlington, TX
12	Reggie Peyton	G	5-10	185	Fr.	St. Benedict School/Memphis, TN
13	Kyle Rowland	F	6-7	200	Fr.	North Port/North Port, FL
15	Jarryd Gearhart	F	6-8	205	Fr.	Green Mountain/Wheat Ridge, CO
21	Ed Horton	G	6-3	195	Jr.	Southwood/Shreveport, LA
22	Joshua Bailey	F	6-5	200	Sr.	Holy Family/Birmingham, AL
23	LeCory Ruffin	G	5-10	185	Fr.	Lakewood Ranch/Bradenton, FL
33	Thomas Vigilanco	F	6-9	225	Sr.	Bob Jones/Madison, AL
34	Ifenyi Ehirim	F	6-7	215	Fr.	Central Commerce Collegiate Inst./Toronto, Canada
40	Sredrick Powe	F/C	6-7	225	Sr.	Tallahassee (FL) CC/Tampa, FL
44	Sam Mauldin	F	6-9	245	Jr.	Shelton State (AL) CC/Wedowee, AL

## 2004-05 Results (16-14, 7-9 Big South)

vs. Alabama A&M	W	79-69
vs. Mississippi State	L	48-55
vs. Northeastern	W	81-70
vs. Marist	W	67-66
at Massachusetts	L	60-64
Tennessee Wesleyan	W	113-61
at Indiana State	L	55-62
at Alabama State	W	71-63
at Texas-Pan American	L	57-69
vs. Tennessee Martin	W	64-53
vs. Chattanooga	W	64-59
Radford	W	61-59
at High Point	L	72-85
at Liberty	L	72-74
UNC Asheville	L	58-78
Winthrop	L	57-65
Charleston Southern	W	67-41
Coastal Carolina	L	68-69
at VMI	W	66-59
at Radford	W	64-62
Liberty	L	69-73
High Point	W	74-73
at Winthrop	L	41-55
at UNC Asheville	L	59-68
Texas-Pan American	W	78-69
VMI	W	60-48
at Charleston Southern	L	48-51
at Coastal Carolina	W	68-55
vs. Radford	W	69-40
at Winthrop	L	64-78

## 2005-06 Schedule

Nov. 18	vs. Central Connecticut State
Nov. 19	vs. Brown
Nov. 26	Tennessee Wesleyan
Nov. 30	Alabama State
Dec. 3	at Miami (Fla.)
Dec. 6	Centenary
Dec. 17	at Centenary
Dec. 19	Millsaps
Dec. 29	vs. Western Illinois
Dec. 30	vs. Central Florida/North Florida
Jan. 2	at Alabama
Jan. 5	at Winthrop
Jan. 7	at UNC Asheville
Jan. 11	Charleston Southern
Jan. 14	Coastal Carolina
Jan. 18	VMI
Jan. 21	at Liberty
Jan. 23	at High Point
Jan. 28	Radford
Feb. 1	UNC Asheville
Feb. 4	at VMI
Feb. 6	at Radford
Feb. 11	High Point
Feb. 15	Liberty
Feb. 18	Coastal Carolina
Feb. 20	Charleston Southern
Feb. 25	Winthrop
Feb. 28-Mar. 4	Big South Tournament

# Boston College

January 21, 2006 – 8:00 p.m. – Convocation Center

February 16, 2006 - 7:00 pm. - Chestnut Hill, MA

Location	Chestnut Hill, MA
Enrollment	14,500
Conference	ACC
Nickname	Eagles
Colors	Maroon & Gold
Arena (Capacity)	Silvio O. Conte Forum (8,606)
2004-05 Overall Record	25-5
2004-05 Conference Record/Finish	13-3/T-1st
2004-05 Post-Season Play	NCAA 2nd Round
All-time Record vs. UM	16-8
Last Meeting	Feb. 11, 2004 - Boston College 74, UM 72 (OT)
President	Rev. William P. Leahy, S.J.
Athletic Director	Gene DeFilippo
SID	Chris Cameron
Basketball Contact	Dick Kelley
SID Office Phone	(617) 552-3039
Kelley's Cell Phone	TBA
E-mail Address	kelleyri@bc.edu
Address	140 Commonwealth Ave Conte Forum 321 Chestnut Hill, MA 02467
Fax	(617) 552-4903
Press Row	(617) 552-8989
Web Site	www.bceagles.com
Head Coach	Al Skinner (Massachusetts '74)
Record at Appalachian State	147-100 (8 seasons)
Overall Record	285-226 (17 seasons)
Assoc. Head Coach	Bill Coen (Hamilton '83)
Assistants	Ed Cooley (Stonehill '94) Pat Duquette (Williams '90)

## 2005-06 Numerical Roster

No	Name	Pos	Ht	Wt	Class	Previous School/Hometown
00	Marquez Haynes	G	6-3	185	Fr.	Irving/Irving, TX
1	Craig Smith	F	6-7	250	Sr.	Fairfax/Los Angeles, Calif.
3	Jared Dudley	F	6-7	220	Jr.	Horizon/San Diego, Calif.
4	Tyrese Rice	G	6-0	183	Fr.	L.C. Bird/Chesterfield, VA
5	Akida McLain	F	6-7	215	So.	Penn Hills/Pittsburg, PA
11	Louis Hinnant	G	6-4	190	Sr.	Gwynn Park/Oxon Hill, MD
21	Tyler Neville	G	6-3	195	Sr.	Ridgewood/Ridgewood, N.J.
23	Sean Marshall	G	6-6	212	Jr.	Eisenhower/Rialto, Calif.
25	Ted Dunlap	G	6-3	195	Sr.	Jesuit/Dallas, TX
32	John Oates	F/C	6-10	255	So.	Don Bosco Prep/Harriman, N.Y.
33	Evan Neisler	F	6-7	205	Fr.	Word of God Acad./Raleigh, N.C.
44	Tyrelle Blair	C	6-11	230	Jr.	FSU High/Monticello, FL
51	Sean Williams	F/C	6-10	230	So.	Mansfield/Houston, TX

## 2004-05 Results (25-5, 13-3 Big East)

Maine	W	67-59
New Hampshire	W	72-58
Clemson	W	79-70
Long Island	W	87-46
vs. UCLA	W	74-64
Holy Cross	W(OT)	63-60
Boston University	W	80-74
Yale	W(OT)	82-80
Duquesne	W	88-70
Kent State	W	67-65
at Massachusetts	W	67-48
at Connecticut	W	75-70
Providence	W	69-60
at West Virginia	W	73-53
Villanova	W	67-66
at St. Johns	W	79-73
at Providence	W	78-75
Georgetown	W	69-64
West Virginia	W	62-50
at Seton Hall	W	60-52
at Notre Dame	L	65-68
Rutgers	W	74-64
Syracuse	W	65-60
at Villanova	L	70-76
Seton Hall	W	70-58
Pittsburgh	L	50-72
at Rutgers	W	78-66
vs. West Virginia	L	72-78
vs. Penn	W	85-65
vs. Wisconsin-Milwaukee	L	75-83

## 2005-06 Schedule

Nov. 18	Dartmouth
Nov. 20-26	Las Vegas Invitational
Dec. 3	Sacred Heart
Dec. 6	vs. Michigan State
Dec. 11	at Maryland
Dec. 18	Texas Southern
Dec. 22	Harvard
Dec. 27	at Duquesne
Dec. 31	at Rhode Island
Jan. 3	Massachusetts
Jan. 8	at Georgia Tech
Jan. 10	NC State
Jan. 14	Florida State
Jan. 17	at Holy Cross
Jan. 21	at Miami
Jan. 25	at North Carolina
Jan. 29	Georgia Tech
Feb. 1	Duke
Feb. 4	at Virginia Tech
Feb. 8	at Wake Forest
Feb. 11	Clemson
Feb. 13	Stony Brook
Feb. 16	at Miami
Feb. 21	at Virginia
Feb. 25	at NC State
Feb. 28	Wake Forest
Mar. 4	Virginia Tech
Mar. 9-12	ACC Tournament

# Clemson

January 18, 2006 – 7:30 p.m. – Convocation Center

Location	Clemson, SC
Enrollment	17,110
Conference	ACC
Nickname	Tigers
Colors	Orange & Purple
Arena (Capacity)	Littlejohn Coliseum (10,000)
2004-05 Overall Record	16-16
2004-05 Conference Record/Finish	5-11/9th
2004-05 Post-Season Play	NIT 1st Round
All-time Record vs. UM	5-3
Last Meeting	February 12, 2005 - UM 83, CU 77
President	James F. Barker
Athletic Director	Terry Don Phillips
SID	Tim Bourret
SID Office Phone	(864) 656-1929
E-mail Address	btimoth@clemson.edu
MBB Contact	Philip Sikes
Office Phone	(864) 656-1985
Address	PO Box 31 Clemson, SC 29633
Fax	(864) 656-0299
Press Row	(864) 654-3326
Web Site	www.clemson.tigers.com
Head Coach	Oliver Purnell (Old Dominion '75)
Record at Clemson	26-34 (2 season)
Overall Record	282-225 (17 seasons)
Associate Head Coach	Ron Bradley (Eastern Nazarene '74)
Assistants	Kevin Nickelberry (Virginia Wesleyan '86) Frank Smith (Old Dominion '88)

## 2005-06 Numerical Roster

No	Name	Pos	Ht	Wt	Class	Previous School/Hometown
1	K.C. Rivers	G.	6-5	180	Fr.	Charlotte, NC
3	Vernon Hamilton	G.	6-0	192	Jr.	Richmond, VA
4	Steve Allen	C.	6-10	230	Sr.	St. Augustine, FL
12	Raymond Sikes	F.	6-9	200	Fr.	Jacksonville, FL
20	Troy Mathis	G.	6-0	200	Fr.	Laurinburg Charter Prep/Raleigh, NC
22	Shawan Robinson	G.	6-2	170	Sr.	Leesville Road/Raleigh, NC
24	Matt Morris	F.	6-5	200	So.	Georgetown, SC
25	Cliff Hammonds	G.	6-3	175	So.	Cairo/Cairo, GA
32	Sam Perry	F.	6-5	190	So.	Woodmont/Piedmont, SC
33	Akin Akingbala	F.	6-9	220	Sr.	Brunswick School (CT)/Lagos, Nigeria
42	Julius Powell	F.	6-7	190	Fr.	Newton, NC
44	James Mays	F.	6-9	215	So.	Garner/Garner, NC

## 2004-05 Results (16-16, 5-11 ACC)

Hampton	W	98-54
UNC-Asheville	W	78-59
Boston College	L	70-79
Ohio State	W	80-72
South Carolina	W(OT)	63-62
Charleston Southern	W	73-55
Norfolk	W	83-56
The Citadel	W	76-52
vs. UAB	L	66-78
vs. Indiana State	W	83-57
vs. Georgetown	L	60-75
East Carolina	W	74-40
at Duke	L	54-62
Wake Forest	L	68-103
at Florida State	W	56-54
at Virginia Tech	L	57-59
North Carolina	L	58-77
at Virginia	L	79-81
at Miami	L	65-69
N.C. State	L	70-80
Maryland	W	88-74
Georgia Tech	L	62-70
Miami	L	77-83
vs. Georgia	W	59-42
at North Carolina	L	56-88
at Maryland	W	97-93
at Florida State	W	83-74
Virginia Tech	W	66-64
at Georgia Tech	L	56-64
vs. Maryland	W	84-72
vs. North Carolina	L	81-88
at Texas A&M	L	74-82

## 2005-06 Schedule

Nov. 18	Bethune-Cookman
Nov. 21	Coppin State
Nov. 23	South Carolina State
Nov. 26	at Charleston Southern
Nov. 29	at Penn State
Dec. 3	South Carolina
Dec. 6	Wofford
Dec. 9	East Tennessee State
Dec. 19	at Puerto Rico-Mayaguez
Dec. 20-21	at San Juan Shootout
Dec. 28	at Georgia
Dec. 30	Elon
Jan. 4	Florida State
Jan. 7	at Virginia
Jan. 11	Wake Forest
Jan. 14	Duke
Jan. 18	at Miami
Jan. 21	at Georgia Tech
Jan. 29	NC State
Feb. 1	at Florida State
Feb. 4	at North Carolina
Feb. 8	Virginia Tech
Feb. 11	at Boston College
Feb. 14	Maryland
Feb. 22	at Wake Forest
Feb. 25	Virginia
Mar. 1	at Virginia Tech
Mar. 4	Georgia Tech
Mar. 9-12	ACC Tournament

# Duke

February 19, 2006 – 5:30 p.m. – Durham, NC

Location	Durham, NC
Enrollment	6,347
Conference	ACC
Nickname	Blue Devils
Colors	Royal Blue & White
Arena (Capacity)	Cameron Indoor Stadium (9,314)
2004-05 Overall Record	27-6
2004-05 Conference Record/Finish	11-5/3rd
2004-05 Post-Season Play	NCAA 3rd Round
All-time Record vs. UM	6-1
Last Meeting	March 3, 2005 - Duke 83, UM 59
President	Dr. Richard H. Brodhead
Athletic Director	Joe Alleva
Asst. AD/Communication	Jon Jackson
SID Office Phone	(919) 684-2633
Jackson's Home Phone	(919) 450-0887
MBB Contact	Matt Plizga
Plizga's Home Phone	(919) 620-5773
E-mail Address	sid@duke.duke.edu
Address	115 Cameron Indoor Stadium Durham, NC 27708
Fax	(919) 684-2489
Press Row	(919) 684-6186
Web Site	www.GoDuke.com
Head Coach	Mike Krzyzewski (Army '69)
Record at Duke	648-187 (25 seasons)
Overall Record	721-246 (30 seasons)
Assoc. Head Coach	Johnny Dawkins (Duke '86)
Assistants	Steve Wojciechowski (Duke '98) Chris Collins (Duke '96)

## 2005-06 Numerical Roster

No	Name	Pos	Ht	Wt	Class	Previous School/Hometown
2	Josh McRoberts	F.	6-10	230	Fr.	Carmel/Carmel, IN
3	Greg Paulus	G.	6-1	185	Fr.	Christian Brothers/Syracuse, NY
4	J.J. Redick	G.	6-4	190	Sr.	Cave Spring/Roanoke, VA
5	Martynas Pocius	G.	6-4	185	Fr.	Holderness (N.H.)/Vilnius, Lithuania
12	Jordan Davidson	G.	6-1	180	Fr.	Blair Acad. (N.J.)/Melbourne, AR
13	Lee Melchionni	F.	6-6	205	Sr.	Germantown Academy/Lancaster, PA
14	David McClure	F.	6-6	215	So.	Trinity Catholic/Ridgefield, CT
15	Sean Dockery	G.	6-2	175	Sr.	Julian/Chicago, IL
21	DeMarcus Nelson	G.	6-4	205	So.	Sheldon/Elk Grove, CA
23	Sheldon Williams	F.	6-9	240	Sr.	Midwest City/Forest Park, OK
30	Joe Pagliuca	G.	6-2	185	So.	Belmont Hill School/Weston, MA
34	Jamal Boykin	F.	6-7	230	Fr.	Fairfax/Los Angeles, Calif.
40	Ross Perkins	G.	6-4	200	Sr.	Greensboro Day/Greensboro, N.C.
41	Patrick Davidson	G.	6-1	180	Sr.	Melbourne/Melbourne, AR
45	Eric Boateng	C.	6-10	255	Fr.	St. Andrews School/London, England
51	Patrick Johnson	F/C.	6-9	225	Sr.	Grady/Atlanta, GA

## 2004-05 Results (27-6, 11-5ACC)

Tennessee-Martin	W	88-46
vs. Davidson	W	74-61
UNC-Greensboro	W	98-44
Michigan State	W	81-74
vs. Valparaiso	W	93-61
Toledo	W	82-54
Illinois-Chicago	W	88-55
vs. Oklahoma	W	78-67
Clemson	W	62-54
Princeton	W	59-46
Temple	W	82-74
at NC State	W	86-74
Virginia	W	80-66
at Miami	W	92-83
at Florida State	W	88-56
Maryland	L	66-75
Virginia Tech	W	100-65
at Wake Forest	L	89-92
Georgia Tech	W	82-65
North Carolina	W	71-70
at Maryland	L	92-99
at Virginia Tech	L	65-67
Wake Forest	W	102-92
at Georgia Tech	W	60-56
at St. John's	W	58-47
Miami	W	83-59
at North Carolina	L	73-75
vs. Virginia	W	76-64
vs. NC State	W	76-69
vs. Georgia Tech	W	69-64
vs. Delaware State	W	57-46
vs. Mississippi State	W	63-55
vs. Michigan State	L	68-78

## 2005-06 Schedule

Nov. 14	Boston University
Nov. 16	Manhattan/Seton Hall
Nov. 19	Davidson
Nov. 23	Preseason NIT
Nov. 25	Preseason NIT
Nov. 30	at Indiana
Dec. 4	Virginia Tech
Dec. 7	Pennsylvania
Dec. 10	at Texas
Dec. 18	Valparaiso
Dec. 21	St. John's
Dec. 31	at UNC Greensboro
Jan. 2	Bucknell
Jan. 8	at Wake Forest
Jan. 11	Maryland
Jan. 14	at Clemson
Jan. 18	NC State
Jan. 21	at Georgetown
Jan. 26	at Virginia Tech
Jan. 28	Virginia
Feb. 1	at Boston College
Feb. 4	Florida State
Feb. 7	at North Carolina
Feb. 11	at Maryland
Feb. 14	Wake Forest
Feb. 19	Miami
Feb. 22	at Georgia Tech
Feb. 25	Temple
Mar. 1	at Florida State
Mar. 4	North Carolina
Mar. 9-12	ACC Tournament

# Florida

**December 22, 2005 – 7:00 p.m. – Convocation Center**

Location	Gainesville, FL
Enrollment	48,373
Conference	SEC
Nickname	Gators
Colors	Orange and Blue
Arena (Capacity)	O'Connell Center (12,000)
2004-05 Overall Record	24-8
2003-04 Conference Record/Finish	12-4/2nd East
2003-04 Post-Season Play	NCAA Second Round
All-time Record vs. UM	43-22
Last Meeting	December 04, 2004 – UM 72, UF 65
President	Dr. Bernie Machen
Athletic Director	Jeremy Foley
SID	Steve McClain
Basketball Contact	Fred Demarest
SID Office Phone	(352) 375-4683 Ext. 6119
Demarest's Home Phone	(352) 271-3986
E-mail Address	fred@umgators.uua.ufl.edu
Address	University Athletic Association North-South Drive, Ben Hill Griffin Stadium Central Receiving Gainesville, FL 32611
Fax	(352) 375-4809
Press Row	(352) 371-0281
Web Site	www.GatorZone.com
Head Coach	Billy Donovan (Providence '87)
Record at Florida	193-92 (9 seasons)
Overall Record	228-112 (11 seasons)
Assoc. Head Coach	Anthony Grant (Dayton '87)
Assistants	Donnie Jones (Pikeville '88) Larry Shyatt (College of Wooster '73)

## 2005-06 Numerical Roster

No	Name	Pos	Ht	Wt	Class	Previous School/Hometown
1	Brett Swanson	G	6-2	180	Jr.	Pace/Pace, FL
2	Corey Brewer	G/F	6-8	185	So.	Portland/Portland, TN
4	Adrian Moss	F	6-9	247	Sr.	Fork Union Military Academy/Houston, TX
5	Jimmie Sutton	F/C	6-10	252	Fr.	North Broward Prep/Deerfield Beach, FL
11	Taurean Green	G	6-0	177	So.	Cardinal Gibbons/Ft. Lauderdale, FL
12	Lee Humphrey	G	6-2	192	Jr.	Maryville/Maryville, TN
13	Joakim Noah	F/C	6-11	227	So.	Lawrenceville Prep/New York, NY
15	Walter Hodge	G	6-0	170	Fr.	Florida Air Academy/Guaynoba, PR
22	Jack Berry	G	6-6	215	So.	Doctor Phillips/Windermere, FL
32	Chris Richard	F	6-8	245	Jr.	Lakeland Kathleen/Lakeland, FL
33	David Huertas	F	6-5	185	Fr.	Arlington County Day/Humaco, PR
42	Al Horford	F	6-8	225	So.	Grande Ledge (MI)/Puerto Plata, DR

## 2004-05 Results (24-8, 12-4 SEC)

vs. Jacksonville	W	81-59
Florida Atlantic	W	90-45
vs. Providence	W	84-66
Florida A&M	W	88-51
Miami (Fla.)	L	65-72
Stetson	W	93-54
Louisville	L	70-74
Georgia Southern	W	100-68
Eastern Kentucky	W	98-49
Sam Houston State	W	83-51
at Florida State	L	69-82
Arkansas	W	82-74
at Auburn	W	84-78
at Vanderbilt	W	82-65
Tennessee	L	76-83
Georgia	W	70-47
South Carolina	W	80-72
at Mississippi State	L	57-71
Alabama	W	82-54
at Kentucky	L	66-69
at Tennessee	W	83-74
Ole Miss	W	90-53
at LSU	L	73-77
Vanderbilt	W	69-61
at South Carolina	W	66-65
at Georgia	W	50-38
Kentucky	W	53-52
vs. Mississippi State	W	80-64
vs. Alabama	W	68-62
vs. Kentucky	W	70-53
vs. Ohio	W	67-62
vs. Villanova	L	65-76

## 2005-06 Schedule

Nov. 9	Saint Peter's
Nov. 10, 17-18	Preseason NIT
Nov. 25	Florida State
Nov. 28	Alabama State
Dec. 3	Central Florida
Dec. 6	at Providence
Dec. 9	Bethune Cookman
Dec. 18	Jacksonville
Dec. 22	at Miami (Fla.)
Dec. 30	Florida A&M
Jan. 3	Morgan State
Jan. 7	at Georgia
Jan. 11	Mississippi State
Jan. 14	Auburn
Jan. 18	Savannah State
Jan. 21	at Tennessee
Jan. 25	at South Carolina
Jan. 28	Vanderbilt
Jan. 31	at Ole Miss
Feb. 4	Kentucky
Feb. 8	South Carolina
Feb. 11	LSU
Feb. 15	at Vanderbilt
Feb. 18	at Arkansas
Feb. 22	Tennessee
Feb. 26	at Alabama
Mar. 1	Georgia
Mar. 5	at Kentucky
Mar. 9	SEC Tournament

# Florida State

**January 29, 2006 - 4:00 p.m. - Tallahassee, FL**

**March 5, 2006 – 1:00 p.m. – Convocation Center**

Location	Tallahassee, FL
Enrollment	37,328
Conference	Atlantic Coast Conference
Symbol	Seminoles
Colors	Garnett & Gold
Arena (Capacity)	Tallahassee Leon County Civic Center (12,100)
2004-05 Overall Record	12-19
2004-05 Conference Record/Finish	4-12/10th
2004-05 Post-Season Play	None
All-time Record vs. UM	28-26
Last Meeting	February 22, 2005 - UM 65, FSU 49
President	Dr. T.K. Wetherell
Athletic Director	Dave Hart, Jr.
Assistant AD/Media and PR	Rob Wilson
Men's Basketball Contact	Chuck Walsh
Walsh's Office Phone	(850) 644-1077
Walsh's Home Phone	(850) 385-8466
Walsh's E-mail	cwalsh@mailier.fsu.edu
Address	Room 5406/University Center C Athletics Mailroom Tallahassee, FL 32306
Fax	(850) 644-3820
Press Row	(850) 224-4098
Website	www.seminoles.com
Head Coach	Leonard Hamilton (Tennessee-Martin '71)
Record at FSU	45-48 (3 seasons)
Overall Record	245-258 (17 seasons)
Associate Head Coach	Stan Jones (Memphis '84)
Assistants	Mike Jaskulski (St. Norbert '76) Tony Sheals (Bethune-Cookman '76), Dan Spainhour (Miami, Fla) 1988

## 2005-06 Numerical Roster

No	Name	Pos	Ht	Wt	Class	Previous School/Hometown
3	Isaiah Swann	G	6-1	197	So.	Hargrave Military Academy/Rockville, MD
4	Todd Galloway	G	5-11	178	Sr.	Notre Dame (VA) Academy/Baltimore, MD
10	Ralph Mims	G	6-2	200	So.	Brunswick (ME)/Pensacola, FL
11	Jarel Allen	G	6-4	195	Jr.	Mott Community College (MI)/Detroit, MI
12	Al Thornton	F	6-7	208	Jr.	Perry/Perry, GA
15	Casaan Breeden	F	6-8	195	Fr.	Marlboro County H.S./Bennettsville, S.C.
20	Andrew Wilson	G/F	6-6	206	Sr.	Harrison/Kennesaw, GA
21	Jason Rich	G	6-3	185	So.	Dr. Phillips (Orlando)/Pensacola, FL
23	Toney Douglas	G	6-1	190	Sol	Jonesboro, GA/Auburn University
25	Diego Romero	F	6-10	240	Sr.	Lon Morris (TX)/Comodoro Rivadavia, Argentina
32	Alexander Johnson	F	6-10	250	Jr.	Bridgton (ME) Academy/Albany, GA
41	Uche Echefu	F/C	6-9	220	Fr.	Montrose Christian/Rockville, MD

\*Will sit out 2005-06 season after transferring.

## 2004-05 Results (12-19, 4-12 ACC)

Texas Southern	W	71-62
Texas A&M Corp Chr	L	67-70
Shawnee State	W	88-65
vs. Kent State	L	59-69
vs. TCU	L	70-71
at Minnesota	W	70-69
Mississippi	W	69-64
Florida International	L	60-65
South Alabama	W	83-52
Maryland	L(OT)	88-90
Jacksonville	W	101-57
Stetson	W	71-61
at LSU	L	50-67
Florida	W	82-69
Virginia Tech	W	77-70
Clemson	L	54-56
at Miami, Fla.	L	63-64
Wake Forest	W	91-83
Duke	L	56-88
at N.C. State	W	70-64
at Georgia Tech	L	61-64
North Carolina	L	60-81
at Virginia	L	55-56
at Wake Forest	L	48-87
at Massachusetts	L	68-78
Georgia Tech	L	75-76
Miami	L	49-65
at Clemson	L	74-83
at North Carolina	L	72-91
Virginia	W	68-63
vs. N.C. State	L	54-70

## 2005-06 Schedule

Nov. 19	at Jacksonville
Nov. 21	Alcorn State
Nov. 25	at Florida
Nov. 29	Purdue
Dec. 2	Louisiana-Monroe
Dec. 7	Texas Southern
Dec. 17	vs. Bowling Green
Dec. 20	Stetson
Dec. 22	Campbell
Dec. 31	vs. Nebraska
Jan. 4	at Clemson
Jan. 7	Virginia Tech
Jan. 11	at Virginia
Jan. 14	at Boston College
Jan. 22	North Carolina
Jan. 24	at Wake Forest
Jan. 29	Miami
Feb. 1	Clemson
Feb. 4	at Duke
Feb. 9	Georgia Tech
Feb. 12	UMass
Feb. 15	at NC State
Feb. 18	Virginia
Feb. 22	Maryland
Feb. 25	at Virginia Tech
Mar. 1	Duke
Mar. 5	at Miami
Mar. 9-12	ACC Tournament



# Georgia Tech

January 31, 2006 – 1:30 p.m. – Atlanta, GA

Location	Atlanta, GA
Enrollment	15,000
Conference	ACC
Nickname	Yellow Jackets, Rambling Wreck
Colors	Old Gold, White and Blue
Arena (Capacity)	Alexander Memorial Coliseum (9,191)
2004-05 Overall Record	20-12
2004-05 Conference Record/Finish	8-8/T-4th
2004-05 Post-Season Play	NCAA 2nd Round
All-time Record vs. UM	4-1
Last Meeting	February 26, 2005 - GT 76, UM 72
President	Dr. G. Wayne Clough
Athletic Director	Dave Braine
SID	Allison George
Assoc. SID/MBB Contact	Mike Stamus
SID Office Phone	(404) 894-5445
Stamus' Cell Phone	(404) 218-9723
E-mail Address	mstamus@at.gtaa.gatech.edu
Address	150 Bobby Dodd Way, N.W. Atlanta, GA 30332-0455
Fax	(404) 894-1248
Press Row	(404) 894-5458/5459
Web Site	www.ramblingwreck.com
Head Coach	Paul Hewitt (St. John Fisher '85)
Record at Georgia Tech	96-66 (5 seasons)
Overall Record	162-93 (8 seasons)
Assistants	John O'Connor (Penn State '83) Cliff Warren (Mount St. Mary's '90) Peter Zaharis (NYU '87)

## 2005-06 Numerical Roster

No	Name	Pos	Ht	Wt	Class	Previous School/Hometown
1	D'Andre Bell	G/F	6-5	200	Fr.	Palisades Charter/Los Angeles, Calif.
4	Ra'Sean Dickey	F	6-9	245	So.	Marlboro County/Clio, SC
5	Mario West	G	6-4	208	Jr.	Douglas County/Douglasville, GA
12	Paco Diaw	G	6-6	190	Fr.	Greater Atlanta Christian Academy/Dakar, Senegal
14	Keith Jones	G	6-2	195	So.	Pebblebrook/Austell, GA
23	Anthony Morrow	G	6-5	205	So.	Latin/Charlotte, NC
32	Jeremis Smith	F	6-6	232	So.	Dunbar/Fort Worth, TX
33	Lewis Cinch	G	6-3	190	Fr.	Crisp County/Cordele, GA
35	Zam "Buck" Fredrick	G	6-0	209	So.	Calhoun County/St. Matthews, SC
41	Alade Aminu	F/C	6-9	210	Fr.	Stephenson/Stone Mountain, GA
44	Theodis Tarver	F	6-9	245	Sr.	Carroll/Monroe, LA

## 2005-06 Results (20-12, 8-8 ACC)

Alabama State	W	74-37
at Illinois-Chicago	W	60-59
Arkansas-Little Rock	W	79-54
Michigan	W	99-68
Georgia	W	87-49
Air Force	W	66-42
James Madison	W	72-47
vs. Gonzaga	L	73-85
Charleston Southern	W	90-48
Lafayette	W	92-58
at Kansas	L	68-70
Miami	W	80-69
Virginia	W	92-69
at North Carolina	L	69-91
at NC State	L	68-76
Virginia Tech	L	69-70
Wake Forest	W(OT)	102-101
at Maryland	L	71-79
Florida State	W	64-61
at Duke	L	65-82
at Clemson	W	70-62
NC State	L	51-53
at Florida State	W	76-75
Duke	L	56-60
at Miami	W	76-72
at Wake Forest	L	91-98
Clemson	W	64-56
vs. Virginia Tech	W	73-54
vs. North Carolina	W	78-75
vs. Duke	L	64-69
vs. George Washington	W	80-68
vs. Louisville	L	54-76

## 2005-06 Schedule

Nov. 18	UNC Asheville
Nov. 21	Elon
Nov. 25	Illinois-Chicago
Nov. 30	at Michigan State
Dec. 4	Virginia
Dec. 7	at Georgia
Dec. 10	Tennessee State
Dec. 22	Jacksonville
Dec. 28	at Air Force
Dec. 31	Bethune-Cookman
Jan. 8	Boston College
Jan. 10	at Centenary
Jan. 14	at NC State
Jan. 18	at Wake Forest
Jan. 21	Clemson
Jan. 25	Maryland
Jan. 29	at Boston College
Jan. 31	at Virginia Tech
Feb. 4	Miami
Feb. 9	at Florida State
Feb. 12	NC State
Feb. 15	at North Carolina
Feb. 18	at Maryland
Feb. 22	Duke
Feb. 25	Wake Forest
Mar. 4	at Clemson
Mar. 9-12	ACC Tournament

# Louisville

MetroPCS Orange Bowl Basketball Classic  
December 31, 2005 - 4:00 p.m. - Sunrise, FL

Location	Louisville, KY
Enrollment	21,000
Conference	Big East
Nickname	Cardinals
Colors	Red and Black
Arena (Capacity)	Freedom Hall (18,865)
2004-05 Overall Record	33-5
2004-05 Conference Record/Finish	14-2/1st (Conference USA)
2004-05 Postseason Play	NCAA Final Four
All-time Record vs. UM	5-2
Last Meeting	December 28, 1965 - UL 85, UM 84 OT
President	Dr. James Ramsey
VP for Athletics	Tom Junich
SID	Kenny Klein
Men's Basketball Contact	Kenny Klein
Klein's Office Phone	(502) 852-6581
Klein's Home Phone	(502) 636-3555
E-Mail	kenny.klein@louisville.edu
Address	2100 S. Floyd St. Louisville, KY 40292
Fax	(502) 852-7401
Press Row	(502) 852-6581
Web Site	www.UofLsports.com
Head Coach	Rick Pitino (UMass '74)
Record at Florida Atlantic	97-35 (4 seasons)
Overall Record	449-159 (19 seasons)
Associate Head Coach	Kevin Willard (Pittsburgh '97)
Assistants	Marvin Menzies (UCLA '87) Steve Masiello (Kentucky '00)

## 2005-06 Numerical Roster

No	Name	Pos	Ht	Wt	Class	Previous School/Hometown
1	Terrence Williams	F	6-5	220	Fr.	Rainier Beach/Seattle, WA
3	Juan Palacios	F	6-8	255	So.	Our Savior New American/Medellin, Columbia
4	David Padgett	F/C	6-11	250	So.	Univ. of Kansas/Reno, NV
5	Taquan Dean	G	6-3	185	Sr.	Neptune/Red Bank, NJ
11	Brandon Jenkins	G	6-3	185	Jr.	Southeastern/Detroit, MI
12	Brad Gianiny	G	6-1	170	Jr.	Fork Union Acad./Alpharetta, GA
15	Perrin Johnson	G/F	6-4	215	Jr.	Claremont/Claremont, CA
21	Chris Current	G	6-4	185	Jr.	Frankfort/Frankfort, KY
22	Chad Millard	F	6-8	220	Fr.	Brewster Acad./Goffstown, N.H.
23	Bryan Harvey	G	6-5	210	Fr.	Dominguez/Compton, CA
30	Johnathan Huffman	C	7-0	230	Fr.	Central Park Christian/Birmingham, AL
33	Andre McGee	G	5-10	185	Fr.	Canyon Springs/Moreno Valley, CA
43	Terrance Farley	C	6-10	250	So.	Pleasure Ridge Park/Louisville, KY
44	Brian Johnson	F	6-9	245	Fr.	Oak Hill Acad./Suitland, MD

## 2004-05 Results (33-5, 14-2 A-Sun)

at BYU Hawaii	W	89-79
vs. Iowa	L	71-76
vs. Chaminade	W	93-63
vs. Stanford	W	82-67
Lafayette	W	98-57
at Florida	W	74-70
North Carolina A&T	W	85-51
Kentucky	L	58-60
IUPUI	W	80-60
Austin Peay	W	77-49
Morehead State	W	104-40
Eastern Kentucky	W	78-63
Tennessee State	W	98-64
at Houston	L	67-70
TCU	W	86-61
at Southern Miss	W	107-62
at Cincinnati	W	69-66
East Carolina	W	92-41
Tennessee	W	85-62
Marquette	W	99-52
at Tulane	W	105-69
Cincinnati	W	77-70
at UAB	W	77-73
Memphis	L	65-68
USF	W	65-57
at Marquette	W	64-61
Saint Louis	W	84-66
at Memphis	W	53-44
Charlotte	W	94-82
at DePaul	W	66-62
vs. TCU	W	85-61
vs. UAB	W	74-67
vs. Memphis	W	75-74
vs. Louisiana-Lafayette	W	68-62
vs. Georgia Tech	W	76-54
vs. Washington	W	93-79
vs. West Virginia	W	93-85
vs. Illinois	L	93-85

## 2005-06 Schedule

Nov. 19	Tennessee Martin
Dec. 3	Prairie View A&M
Dec. 4	Arkansas State
Dec. 5	Richmond
Dec. 10	Akron
Dec. 13	Chicago State
Dec. 17	at Kentucky
Dec. 20	Middle Tennessee State
Dec. 21	College of Charleston/FAU
Dec. 24	Detroit
Dec. 28	Fairleigh Dickinson
Dec. 31	at Miami
Jan. 5	Villanova
Jan. 7	at Providence
Jan. 9	UC Davis
Jan. 15	Pittsburgh
Jan. 17	at St. John's
Jan. 21	Connecticut
Jan. 25	Cincinnati
Jan. 28	at Rutgers
Jan. 30	at Villanova
Feb. 4	Notre Dame
Feb. 6	at Cincinnati
Feb. 11	South Florida
Feb. 18	at Syracuse
Feb. 22	DePaul
Feb. 25	at West Virginia
Mar. 1	Marquette
Mar. 4	at Connecticut
Mar. 8-11	Big East Tournament

# Maryland

January 7, 2006 – 12:00 p.m. – Convocation Center

March 1, 2006 – 9:00 pm. – College Park, MD

Location . . . . . College Park, MD  
 Enrollment . . . . . 35,329  
 Conference . . . . . ACC  
 Nickname . . . . . Terrapins, Terps  
 Colors . . . . . Red, White, Black and Gold  
 Arena (Capacity) . . . . . Comcast Center (17,950)  
 2004-05 Overall Record . . . . . 19-13  
 2004-05 Conference Record/Finish . . . . . 7-9/6th  
 2004-05 Post-Season Play . . . . . NIT Semifinals  
 All-time Record vs. UM . . . . . 5-4  
 Last Meeting . . . . . February 5, 2005 - UM 75, Maryland 73 (OT)  
 President . . . . . Dr. C.D. Mote Jr.  
 Athletic Director . . . . . Deborah A. Yow  
 Assoc. AD/Media Relations . . . . . Doug Dull  
 Basketball Contact . . . . . Mark Fratto  
 Fratto's Office Phone . . . . . (301) 314-8052  
 Fratto's Cell Phone . . . . . (240) 417-5763  
 E-mail Address . . . . . Fratto@umd.edu  
 Address . . . . . 2725 Comcast Center  
 College Park, MD 20742  
 Fax . . . . . (301) 314-9094  
 Press Row . . . . . (301) 314-8624  
 Web Site . . . . . www.umterps.com  
 Head Coach . . . . . Gary Williams  
 Record at Maryland . . . . . 334-178 (16 seasons)  
 Overall Record . . . . . 541-306 (27 seasons)  
 Assistants . . . . . Michael Adams (Boston College '85)  
 Rob Moxley (Pfeiffer '94)  
 Keith Booth (Maryland '03)

## 2005-06 Numerical Roster

No	Name	Pos	Ht	Wt	Class	Previous School/Hometown
4	Travis Garrison	F	6-8	241	Sr.	DeMatha/Suitland, MD
5	D.J. Strawberry	G	6-5	201	Jr.	Mater Dei/Corona, CA
12	Sterling Ledbetter	G	6-4	198	Sr.	Allegany CC/Laurel, MD
13	Chris McCray	G	6-5	192	Sr.	Fairmont Heights/Capital Heights, MD
15	James Gist	F	6-8	223	So.	Good Counsel/Silver Spring, MD
22	Nik Caner-Medley	F	6-8	240	Sr.	Deering/Portland, ME
23	Mike Jones	G	6-5	204	Jr.	Thayer Academy/Dorchester, MA
24	Parrish Brown	G	6-1	175	Jr.	Kennedy King CC/Chicago, Ill.
25	Ekene Ibekwe	F	6-9	220	Jr.	Carson/Carson, CA
31	Will Bowers	C	7-1	262	Jr.	Archbishop Spalding/Hanover, MD
33	Gini Cukura	F	6-5	210	Jr.	Good Counsel/Silver Spring, MD
35	Dave Neal	F	6-7	245	Fr.	Bishop O'Connell/McLean, VA

## 2004-05 Results (19-13, 7-9 ACC)

Jackson State	W	93-57
Mercer	W	93-67
vs. Memphis	W	84-61
at Wisconsin	L	64-69
vs. George Mason	W	78-54
vs. George Washington	L	92-101
UNC Asheville	W	96-72
Florida State	W (OT)	90-88
American	W	82-61
Liberty	W	112-68
Mount St. Mary's	W	85-53
at North Carolina	L	75-109
at Wake Forest	L	66-81
Temple	W	80-69
Virginia	W	82-68
NC State	L	69-85
at Duke	W	75-66
Georgia Tech	W	79-71
at Clemson	L	73-88
at Miami	L	73-75
Virginia Tech	W	86-71
Duke	W (OT)	99-92
at NC State	L	63-82
at Virginia	W (OT)	92-89
Clemson	L	93-97
North Carolina	L	83-85
at Virginia Tech	L	67-86
vs. Clemson	L	72-84
vs. Oral Roberts	W	85-72
vs. Davidson	W	78-63
vs. TCU	W	85-73
vs. South Carolina	L	67-75

## 2005-06 Schedule

Nov. 18	Fairleigh Dickinson
Nov. 21	vs. Gonzaga (Mau)
Nov. 22-23	Maui Invitational
Nov. 27	Nicholls State
Nov. 30	Minnesota
Dec. 5	vs. George Washington
Dec. 7	Western Carolina
Dec. 11	Boston College
Dec. 23	American
Dec. 28	Delaware State
Jan. 4	Texas A&M Corpus Cristi
Jan. 7	at Miami
Jan. 11	at Duke
Jan. 15	Wake Forest
Jan. 21	Virginia Tech
Jan. 25	at Georgia Tech
Jan. 28	at Temple
Feb. 2	North Carolina
Feb. 5	at NC State
Feb. 7	Virginia
Feb. 11	Duke
Feb. 14	at Clemson
Feb. 18	Georgia Tech
Feb. 22	at Florida State
Feb. 26	at North Carolina
Mar. 1	Miami
Mar. 5	at Virginia
Mar. 9-12	ACC Tournament

# Michigan

ACC/BIG TEN Challenge

November 29, 2005 – 9:30 p.m. – Ann Arbor, MI

Location . . . . . Ann Arbor, MI  
 Enrollment . . . . . 39,031  
 Conference . . . . . Big Ten  
 Nickname . . . . . Wolverines  
 Colors . . . . . Maize and Blue  
 Arena (Capacity) . . . . . Crisler Arena (13,751)  
 2004-05 Overall Record . . . . . 13-18  
 2004-05 Conference Record/Finish . . . . . 4-12/9th  
 2004-05 Post-Season Play . . . . . None  
 All-time Record vs. UM . . . . . 2-0  
 Last Meeting . . . . . March 13, 1997 - Mich 76, UM 63  
 President . . . . . Mary Sue Coleman  
 Athletic Director . . . . . William C. Martin  
 Asst. AD/Media Relations . . . . . Bruce Madej  
 Basketball Contact . . . . . Tom Wywrot  
 SID Office Phone . . . . . (734) 763-4423  
 Bare's Direct Phone . . . . . (734) 647-1268  
 E-mail Address . . . . . twywrot@umich.edu  
 Address . . . . . 1000 South State Street  
 University of Michigan  
 Athletic Media Relations (Hartwig)  
 Ann Arbor, MI 48109  
 Fax . . . . . (734) 647-1188  
 Press Row . . . . . (734) 998-7188  
 Web Site . . . . . www.mgoblue.com  
 Head Coach . . . . . Tommy Amaker (Duke '87)  
 Record at Michigan . . . . . 64-60 (4 seasons)  
 Overall Record . . . . . 132-115 (8 seasons)  
 Assistants . . . . . Chuck Swenson (Indiana '76)  
 Andrew Moore (Muskingum '92)  
 Mike Jackson (Detroit '95)

## 2005-06 Numerical Roster

No	Name	Pos	Ht	Wt	Class	Previous School/Hometown
1	Jarret Smith	G	6-3	185	Fr.	Romulus/Westland, MI
4	Daniel Horton	G	6-3	205	Sr.	Cedar Hill/Cedar Hills, TX
5	Dion Hayes	G	6-3	205	Jr.	Redford/Detroit, MI
10	Hayes Grooms	G	6-2	175	Sr.	Birmingham Brother Rice/Detroit, MI
15	Jevohn Shepherd	W	6-5	205	Fr.	West Hill Collegiate/Toronto, Canada
21	Kendric Price	F	6-8	200	Fr.	Buckingham Brown/Boston, MA
22	Sherrod Harrell	G	6-3	200	Jr.	Central/Kalamazoo, MI
23	Brent Petway	F	6-8	205	Jr.	Griffin/McDonough, GA
24	Ron Coleman	W	6-6	210	So.	Romulus/Romulus, MI
25	Graham Brown	F	6-9	255	Sr.	Mio-AuSable/Mio, MI
30	Alex Brzozowicz	G	6-3	185	So.	St. Ignatius College Prep/Oak Park, Ill
31	Chris Hunter	F	6-11	225	Sr.	West Side/Gary, IN
32	Lester Abram	W	6-6	200	Sr.	Northern/Pontiac, MI
44	Phillip DeVries	C	6-10	215	Fr.	Utica Eisenhower/Shelby Township, MI
44	Courtney Sims	F	6-11	240	Jr.	Noble & Greenough/Rosindale, MA
50	Amadou Ba	C	6-10	250	Sr.	Bridgton Academy/Nouackott, Mauritania, Africa

## 2004-05 Results (13-18, 4-12 Big Ten)

vs. Binghamton	W	59-46
vs. Colorado	W	69-60
Sacramento State	W	70-49
vs. Arizona	L(OT)	60-61
vs. Providence	L	63-72
at Georgia Tech	L	68-99
Notre Dame	W	61-60
High Point	W	67-53
South Florida	W	71-62
Boston University	L	52-63
at UCLA	L	79-81
Delaware State	W	66-48
UNC-Asheville	W	75-54
at Iowa	W	65-63
Fairfield	W	70-48
Northwestern	W	71-61
at Penn State	W	66-62
at Indiana	L	53-62
Wisconsin	L	61-72
at Michigan State	L	53-64
at Purdue	L	55-84
Minnesota	L	54-71
at Ohio State	L	46-72
Illinois	L	51-57
Michigan State	L	49-64
at Wisconsin	L	50-76
Indiana	L	63-70
Penn State	W	63-48
at Northwestern	L	53-69
Iowa	L(OT)	72-74
vs. Northwestern	L	56-58

## 2005-06 Schedule

Nov. 18	Central Michigan
Nov. 22	at Boston University
Nov. 26	Butler
Nov. 29	Miami (Fla.)
Dec. 3	at Notre Dame
Dec. 7	Delaware State
Dec. 10	at South Florida
Dec. 17	UCLA
Dec. 22	Miami (Ohio)
Dec. 28	Coppin State
Dec. 31	Chicago State
Jan. 3	at Indiana
Jan. 7	Purdue
Jan. 14	at Illinois
Jan. 18	Northwestern
Jan. 21	at Minnesota
Jan. 25	Michigan State
Jan. 28	Wisconsin
Feb. 1	at Penn State
Feb. 4	at Iowa
Feb. 9	Ohio State
Feb. 11	at Purdue
Feb. 15	Minnesota
Feb. 18	at Michigan State
Feb. 21	Illinois
Feb. 25	at Ohio State
Mar. 4	Indiana
Mar. 9-12	Big Ten Championship

# Morgan State

November 19, 2005 - 7:30 p.m. - Convocation Center

Location	Baltimore, MD
Enrollment	7,500
Conference	MEAC
Nickname	Bears
Colors	Blue & Orange
Arena (Capacity)	Hill Field House (10,000)
2004-05 Overall Record	14-16
2004-05 Conference Record/Finish	11-7T-4th
2004-05 Post-Season Play	None
All-time Record vs. UM	First Meeting
Last Meeting	First Meeting
President	Dr. Earl S. Richardson
Athletic Director	Tanya Rush
SID	Leonard Haynes IV
Men's Basketball Contact	A. Lamont Germany
SID Office Phone	(443) 885-3009
Germany's Email	lgermany@moac.morgan.edu
Address	Hill Field House Baltimore, MD 21251
Fax	(443) 885-8307
Press Row	(443) 885-4018
Web Site	www.morganstatebears.com
Head Coach	Alfred Beard (Louisville, '69)
Record at Morgan State	35-78 (5 seasons)
Overall Record	86-144 (12 seasons)
Assistant Coaches	Alfred Beard III (Paine '99) Paul Edwards III (Mt. Saint Mary's '86) Lamont Pennick (Cumberland '91)

## 2005-06 Numerical Roster

No	Name	Pos	Ht	Class	Previous School/Hometown
1	Timothy Mathis	G	5-9	So.	Hamden/Hamden, CT
2	Fred Lymas	G	6-2	Fr.	Paint Branch/Burtonsville, MD
3	Dedrick Jenkins	F	6-7	Fr.	Suitland/Suitland, MD
4	James Reed	G	6-4	Fr.	Mississinewa/Gas City, IN
5	Joseph McLean	G	6-2	Jr.	Willingboro/Edgewater Park, N.J.
12	Andrew Lee	G	6-6	So.	La Plata/La Plata, MD
21	Marcus Gomes	G	6-2	Fr.	Westwood/Queens, NY
23	Karanvir Aujla	F	6-5	Jr.	Dawson Prep/Montreal, Canada
32	Christopher Warfield	G	6-3	So.	Dupont Manual/Louisville, KY
33	Timothy Berkley	F/C	6-8	Jr.	Meadowbrook/Richmond, VA
55	Joseph McIver	F	6-5	Sr.	Fallston/Forest Hill, MD

## 2004-05 Results (14-16, 11-7 MEAC)

vs. Robert Morris	L	49-68
vs. Towson	L(OT)	69-71
vs. George Washington	L	70-94
Towson	W	54-51
at Navy	L	67-77
at SC State	W(OT)	85-80
at Nebraska	L	34-64
Coppin State	L	62-66
Maine	W	71-63
at Virginia Tech	L	54-67
at Wright State	L	52-70
at Seton Hall	L	57-70
at Howard	L	77-79
at Delaware State	L	53-68
Bethune-Cookman	W	77-62
Florida A&M	W	74-59
at MD-Eastern Shore	W	80-60
Norfolk State	W	55-51
at Hampton	L	62-82
at SC State	L	55-76
at North Carolina A&T	W	63-61
North Carolina A&T	W	71-54
Howard	W	81-66
Delaware State	W	75-74
at Bethune-Cookman	L	71-73
at Florida A&M	L	71-82
MD-Eastern Shore	W	94-68
at Coppin State	W	59-57
vs. MD-Eastern Shore	W	77-56
vs. Coppin State	L	43-60

## 2005-06 Schedule

Nov. 13	vs. Washington
Nov. 14	vs. UW-Green Bay
Nov. 15	BCA Classic (TBA)
Nov. 19	at Miami (Fla.)
Nov. 25	at Virginia Tech
Nov. 28	at Towson
Dec. 5	at Maine
Dec. 8	Navy
Dec. 10	George Washington
Dec. 29	at Seton Hall
Jan. 3	at Florida
Jan. 7	at Florida A&M
Jan. 9	at Bethune-Cookman
Jan. 14	Hampton
Jan. 16	Norfolk State
Jan. 21	at South Carolina State
Jan. 23	at North Carolina A&T
Jan. 28	MD-Eastern Shore
Jan. 30	Howard
Feb. 4	Florida A&M
Feb. 6	Bethune-Cookman
Feb. 11	at Hampton
Feb. 13	at Norfolk State
Feb. 18	South Carolina State
Feb. 20	North Carolina A&T
Feb. 25	at MD-Eastern Shore
Feb. 27	at Howard
Mar. 1	Delaware State
Mar. 3	at Coppin State
Mar. 6-11	MEAC Tournament

# North Carolina

January 14, 2006 - 12:00 p.m. - Chapel Hill, NC

February 12, 2006 - 8:00 -Convocation Center

Location	Chapel Hill, NC
Enrollment	25,972
Conference	Atlantic Coast
Nickname	Tar Heels
Colors	Carolina Blue & White
Arena (Capacity)	Dean E. Smith Center (21,750)
2004-05 Overall Record	33-4
2003-04 Conference Record/Finish	14-2/1st
2003-04 Post-Season Play	NCAA Champions
All-time Record vs. UM	8-1
Last Meeting	January 22, 2005 - UNC 87, UM 67
Chancellor	Dr. James Moeser
Athletic Director	Dick Baddour
Associate AD/Communications	Steve Kirschner
Kirschner's Office Phone	(919) 962-7258
Kirschner's Home Phone	(919) 968-1531
E-mail Address	skirschner@uncaa.unc.edu
Address	P.O. Box 2126 Chapel Hill, NC 27515
Fax	(919) 962-0612
Press Row	(919) 962-8815/8816
Web Site	www.TarHeelBlue.com
Head Coach	Roy Williams (North Carolina '72)
Record at North Carolina	52-15 (2 seasons)
Overall Record	470-116 (17 seasons)
Assistants	Joe Holladay (Oklahoma '69) Steve Robinson (Radford '81) C.B. McGrath (Kansas '98)

## 2005-06 Numerical Roster

No	Name	Pos	Ht	Wt	Class	Previous School/Hometown
1	Marcus Ginyard	G/F	6-5	200	Fr.	Bishop O'Connell/Alexandria, VA
3	Reyshawn Terry	F	6-8	228	Jr.	R.J. Reynolds/Winston-Salem, NC
4	Bobby Frasier	G	6-3	195	Fr.	Brother Rice/Blue Island, Ill.
11	Quentin Thomas	G	6-3	190	So.	Oakland Technical Senior/Oakland, CA
14	Danny Green	G/F	6-5	202	Fr.	Manhasset/North Babylon, NY
22	Wes Miller	G	5-11	185	Jr.	New Hampton Prep (NH)/Charlotte, NC
25	Damion Grant	C	6-11	260	Sr.	Brewster Academy/Portland, Jamaica
34	David Noel	F	6-6	232	Sr.	Southern Durham/Durham, N.C.
40	Mike Copeland	F	6-7	233	Fr.	R.J. Reynolds/Winston-Salem, NC
41	Byron Sanders	F	6-9	240	Sr.	Harrison Central/Gulfport, MS
50	Tyler Hansbrough	F	6-9	235	Fr.	Poplar Bluff/Poplar Bluff, MO

## 2004-05 Results (33-4, 14-2 ACC)

vs. Santa Clara	L	66-77
vs. Brigham Young	W	86-50
vs. Tennessee	W	94-81
vs. Iowa	W	106-92
Southern California	W	97-65
at Indiana	W	70-63
Kentucky	W	91-78
Loyola (Ill)	W	109-60
at Virginia Tech	W	85-51
Vermont	W	93-65
UNC Wilmington	W	96-75
Cleveland State	W	107-64
William and Mary	W	105-66
Maryland	W	109-75
Georgia Tech	W	91-69
at Wake Forest	L	82-95
at Clemson	W	77-58
Miami	W	87-67
at Virginia	W	110-76
NC State	W	95-71
at Florida State	W	81-60
at Duke	L	70-71
at Connecticut	W	77-70
Virginia	W	85-61
Clemson	W	88-56
at NC State	W	81-71
at Maryland	W	85-83
Florida State	W	91-76
Duke	W	75-73
vs. Clemson	W	88-81
vs. Georgia Tech	L	75-78
vs. Oakland	W	96-68
vs. Iowa State	W	92-65
vs. Villanova	W	67-66
vs. Wisconsin	W	88-82
vs. Michigan State	W	87-71
vs. Illinois	W	75-70

## 2005-06 Schedule

Nov. 19	Gardner-Webb
Nov. 22	Cleveland State
Nov. 25	UC Santa Barbara
Nov. 29	Illinois
Dec. 3	at Kentucky
Dec. 7	Saint Louis
Dec. 17	Santa Clara
Dec. 21	at USC
Dec. 28	UNC Asheville
Jan. 3	Davidson
Jan. 7	NC State
Jan. 10	at Virginia Tech
Jan. 14	Miami
Jan. 19	at Virginia
Jan. 22	at Florida State
Jan. 25	Boston College
Jan. 28	Arizona
Feb. 2	at Maryland
Feb. 4	Clemson
Feb. 7	Duke
Feb. 12	at Miami
Feb. 15	Georgia Tech
Feb. 19	at Wake Forest
Feb. 22	at NC State
Feb. 26	Maryland
Mar. 1	Virginia
Mar. 4	at Duke
Mar. 9-12	ACC Tournament

# North Carolina A&T

November 22, 2005 – 7:30 p.m. – Convocation Center

Location	Greensboro, NC
Enrollment	10,438
Conference	MEAC
Nickname	Aggies
Colors	Blue and Gold
Arena (Capacity)	Corbett Sports Center (5,814)
2004-05 Overall Record	6-24
2004-05 Conference Record/Finish	5-13/9th
2004-05 Post-Season Play	None
All-time Record vs. UM	0-1
Last Meeting	December 22, 2003 – UM 81, NC A&T 62
Chancellor	Dr. James C. Renick
Athletic Director	DeLores 'Dee' Todd
Asst. AD/SID	Brian Holloway
SID Office Phone	(336) 334-7141
Holloway's Home Phone	(336) 288-7675
Holloway's Cell Phone	(336) 328-6719
E-mail Address	bmholloway@ncat.edu
Address	1601 E. Market Street, Moore Gym, Ste. 200 Greensboro, NC 27410
Fax	(336) 334-7181
Press Row	(336) 334-7405
Web Site	www.ncataggies.com
Head Coach	Jerry Eaves (Louisville '81)
Record at Xavier	9-49 (3 Seasons)
Overall Record	9-49 (3 Seasons)
Assistants	Alphonza Kee (Fayetteville State '98) Bryant Paylor (NC A&T '03) Bill Sutton (NC A&T '57) Marq King (NC A&T '98)

## 2005-06 Numerical Roster

No	Name	Pos	Ht	Wt	Class	Previous School/Hometown
0	Demetrius Guions	G/F	6-6	185	So.	North Hardin/Radcliff, KY
1	Michael Hayes	F	6-6	195	Sr.	Dudley/Greensboro, NC
2	Trahem Chaplin	G/F	6-6	200	So.	Northwood/Greensboro, NC
3	Austin Ewing	G	5-11	160	Jr.	Woodward Academy/Atlanta, GA
4	Christopher Faison	G	6-4	175	Fr.	Hillside/Durham, NC
5	Leslie Powell	G	6-0	170	Sr.	St. Catherine's/Louisville, NC
11	Dejuan Morrison	G	6-3	180	So.	Dudley/Greensboro, NC
15	Derek Crumpton	G	6-3	215	Jr.	Livingston/Livingston, AL
20	Jason Wills	F	6-6	208	So.	St. John Prep/Upper Marlboro, MD
21	Walter Booth	G	6-5	185	Jr.	Heights/Silver Spring, MD
31	Greg Roberts	G/F	6-6	190	Jr.	West Charlotte/Charlotte, NC
42	Michael Williams	C	6-9	216	Fr.	Lyman/Orlando, FL
43	Chad Webster	C	6-10	210	Fr.	Riverside/Durham, NC
50	James Porter	C	6-9	220	Fr.	Sanderson/Raleigh, NC

## 2004-05 Results (6-24, 5-13 MEAC)

at New Mexico	L	59-75
vs. Duquesne	L	69-82
vs. Santa Clara	L	52-90
at Texas A&M	L	56-89
High Point	W	77-68
at Radford	L	61-66
at Coppin State	L	53-67
Campbell	L	67-68
at Louisville	L	51-85
at Nebraska	L	49-71
at Tulane	L	54-73
at Wake Forest	L	76-98
Hampton	L	72-81
Norfolk State	L	62-69
Delaware State	W(OT)	70-66
Howard	W	82-72
at Florida A&M	L	86-93
at Bethune-Cookman	L(OT)	78-83
Maryland Eastern-Shore	W	74-59
Coppin State	L(OT)	74-79
Morgan State	L	61-63
at Morgan State	L	54-71
at Hampton	L	47-65
at Norfolk State	L	51-56
at Delaware State	L	59-69
at Howard	W	67-63
Florida A&M	L(OT)	85-89
Bethune-Cookman	W	63-60
at SC State	L	65-73
at Bethune-Cookman	L	62-76

## 2005-06 Schedule

Nov. 18	at East Carolina
Nov. 22	at Miami (Fla)
Nov. 30	at Radford
Dec. 3	at SC State
Dec. 7	at Virginia Tech
Dec. 14	at Campbell
Dec. 19	at Nebraska
Dec. 23	at Southern California
Dec. 27	at Hawaii
Dec. 30	at Cincinnati
Jan. 4	at Maryland Eastern-Shore
Jan. 9	at Delaware State
Jan. 14	Bethune-Cookman
Jan. 16	Florida A&M
Jan. 21	Coppin State
Jan. 23	Morgan State
Jan. 28	at Norfolk State
Jan. 30	at Hampton
Feb. 2	at Longwood
Feb. 6	Delaware State
Feb. 11	at Bethune-Cookman
Feb. 13	at Florida A&M
Feb. 18	at Coppin State
Feb. 20	at Morgan State
Feb. 25	Norfolk State
Feb. 27	Hampton
Mar. 1	Howard
Mar. 3	at SC State
Mar. 6-11	MEAC Tournament

# North Carolina State

December 18, 2005 – 5:30 p.m. – Raleigh, NC  
February 8, 2006 – 7:00 – Convocation Center

Location	Raleigh, NC
Enrollment	29,637
Conference	ACC
Nickname	Wolfpack
Colors	Red & White
Arena (Capacity)	RBC Center (19,722)
2004-05 Overall Record	21-14
2004-05 Conference Record/Finish	7-9/T-6th
2004-05 Post-Season Play	NCAA 3rd Round
All-time Record vs. UM	1-0
Last Meeting	January 9, 2005 – UM 67, NCST 66
Chancellor	Dr. James L. Oblinger
Athletic Director	Lee Fowler
Asst. AD/MBB Contact	Annabelle Vaughan
SID Office Phone	(919) 515-2102
Vaughan's Home Phone	(919) 858-9763
E-mail Address	annabelle_vaughan@ncsu.edu
Address	NC State Media Relations Box 8502 Raleigh, NC 27695
Fax	(919) 515-2898
Press Row	(919) 861-6190
Web Site	www.gopack.com
Head Coach	Herb Sendek (Carnegie Mellon '85)
Record at NC State	169-122 (9 seasons)
Overall Record	232-148 (12 seasons)
Assoc. Head Coach	Larry Harris (Pittsburgh '78)
Assistants	Archie Miller (NC State '02) Mark Phelps (Old Dominion '96)

## 2005-06 Numerical Roster

No	Name	Pos	Ht	Wt	Class	Previous School/Hometown
3	Ilian Evtimov	F/C	6-7	222	Sr.	Bishop McGuinness/Sofia, Bulgaria
4	Courtney Fells	G	6-5	194	Fr.	Shannon/Shannon, MS
5	Chris McCoy	G	6-5	180	Jr.	Trinity/Louisville, KY
10	Braxton Albritton	G	6-1	205	So.	Broughton/Raleigh, NC
11	Gavin Grant	F/G	6-7	212	So.	St. Raymonds/Bronx, NY
13	Cameron Bennerman	G/F	6-4	205	Sr.	Grimsley/Hargrave/Greensboro, NC
14	Engin Atsur	G	6-3	200	Jr.	St. Benoit/Istanbul, Turkey
20	Bryan Nieman	G/F	6-6	215	Jr.	Wake Forest-Rolesville/Raleigh, NC
22	Tony Bethel	G	6-2	185	Sr.	Montrose Christian/Ft. Washington, MD
23	Brandon Costner	F	6-8	230	Fr.	Seton Hall Prep/West Orange, N.J.
33	Cedric Simmons	C/F	6-9	233	So.	West Brunswick/Shallotte, NC
34	Ben McCauley	F	6-9	235	Fr.	Yough/West Newton, PA
40	Andrew Brackman	F	6-10	235	So.	Moeller/Cincinnati, OH

## 2004-05 Results (21-14, 7-9 ACC)

vs. New Orleans	W	92-58
Elon	W	71-45
East Carolina	W	100-66
Campbell	W	99-44
Purdue	W	60-53
Manhattan	W	76-60
Liberty	W	94-60
Louisiana-Lafayette	W	78-72
at Washington	L	64-68
at Brigham Young	W	72-61
vs. Columbia	W	84-74
St. John's	L	45-63
West Virginia	L	69-82
at Miami	L	66-67
Duke	L	74-86
Georgia Tech	W	76-68
at Virginia Tech	L	71-72
at Maryland	W	85-69
Florida State	L	64-70
at Clemson	W	80-70
at North Carolina	L	71-95
Virginia	L	62-64
at Wake Forest	L	75-86
at Georgia Tech	W	53-51
Maryland	W	82-63
North Carolina	L	71-81
Virginia Tech	W	74-54
at Virginia	W	82-72
Wake Forest	L	53-55
vs. Florida State	W	70-54
vs. Wake Forest	W	81-65
vs. Duke	L	69-79
vs. Charlotte	W	75-63
vs. Connecticut	W	65-62
vs. Wisconsin	L	56-65

## 2005-06 Schedule

Nov. 18	at Stetson
Nov. 19	The Citadel
Nov. 20	Delaware
Nov. 23	at VMI
Nov. 26	vs. Notre Dame
Nov. 30	at Iowa
Dec. 10	Appalachian State
Dec. 14	UNC-Asheville
Dec. 18	at Miami
Dec. 22	at Alabama
Dec. 28	at New Hampshire
Dec. 31	George Washington
Jan. 3	UNC-Greensboro
Jan. 7	at North Carolina
Jan. 10	at Boston College
Jan. 14	Georgia Tech
Jan. 18	at Duke
Jan. 21	Wake Forest
Jan. 25	Seton Hall
Jan. 29	at Clemson
Feb. 1	Virginia
Feb. 5	Maryland
Feb. 8	at Miami
Feb. 12	at Georgia Tech
Feb. 15	Florida State
Feb. 19	at Virginia Tech
Feb. 22	North Carolina
Feb. 25	Boston College
Mar. 4	at Wake Forest
Mar. 9-10	ACC Tournament

# Sacred Heart

January 2, 2006 – 7:30 p.m. – Convocation Center

Location	Fairfield, CT
Enrollment	3,200
Conference	Northeast
Nickname	Pioneers
Colors	Scarlet and White
Arena (Capacity)	Pitt Center (2,100)
2004-05 Overall Record	4-23
2004-05 Conference Record/Finish	3-15/11th NEC
2004-05 Post-Season Play	None
All-time Record vs. UM	First Meeting
Last Meeting	First Meeting
President	Dr. Anthony J. Cernera
Athletic Director	C. Donald Cook
SID/Basketball Contact	Gene Gumbs
SID Office Phone	(203) 396-8127
Gumbs Cell Phone	(860) 805-7957
E-mail Address	whamilton@scsu.edu
Address	5151 Park Ave Fairfield, CT 06825
Fax	(203) 371-7889
Press Row	TBA
Web Site	www.SacredHeartPioneers.com
Head Coach	Dave Bike (Sacred Heart, '69)
Record at SCSU	416-370 (27 seasons)
Overall Record	416-370 (27 seasons)
Assistants	Johnny Kidd (Central CT, '85) Anthony Latina (Brandeis, '96)

## 2005-06 Numerical Roster

No	Name	Pos	Ht	Wt	Class	Previous School/Hometown
12	Jared Frye	G	6-4	190	Jr.	Mt. Luther/Maspeth, NY
15	Mike Parker	G	6-1	180	Sr.	Northwest Catholic/Windsor, CT
21	Ryon Howard	F	6-6	225	So.	Holderness School/Bronx, NY
23	Donnell King	F	6-4	205	Sr.	National Christian Aca./Gaithersburg, MD
24	Joey Henley	F	6-5	225	Jr.	Kentridge/Kent, WA
32	Liam Potter	C	7-0	230	Fr.	Tilton School (NH)/Lincolnshire, UK
33	Luke Granato	F	6-6	210	So.	Northwest Catholic/Rocky Hill, CT
34	Eugene Pettway	G	6-6	180	So.	Harding/Bridgeport, CT
44	Brice Brooks	F	6-7	235	So.	Central Kitsap/Silverdale, WA
50	Drew Shubik	G	6-4	205	So.	North Star/Stoystown, PA
51	Tavio Hobson	G	6-0	185	Jr.	Seattle Prep/Boston College/Seattle, WA
54	Kibwe Trim	F/C	6-10	240	Sr.	St. Mary's/San Juan, Trinidad

## 2004-05 Results (4-23, 3-15 NEC)

Albany	L	67-85
at Army	W	67-52
at Lehigh	L	52-58
at Penn State	L	61-69
Yale	L	64-74
at Mount St. Mary's	L	58-70
at Columbia	L	67-76
at Washington	L	53-114
at UConn	L	55-73
at Monmouth	L	49-67
Mount St. Mary's	L	60-67
at Harvard	L	84-97
at St. Francis	L	66-78
Central Conn. State	L	67-79
Quinnipiac	W	67-60
Fairleigh Dickinson	L	79-88
Wagner	L	43-54
Monmouth	W	44-41
at Quinnipiac	L	83-88
at Long Island University	L	76-81
at Central Conn. State	L	68-78
St. Francis	L	83-89
Robert Morris	L	65-70
Long Island University	W	77-74
at St. Francis	L	67-73
at Robert Morris	L	74-77
St. Francis	L	60-77

## 2005-06 Schedule

Nov. 15	Puerto Rico-Mayaguez
Nov. 19	at Rhode Island
Nov. 21	at Albany
Nov. 25	Harvard
Nov. 28	at Yale
Nov. 30	Columbia
Dec. 3	at Boston College
Dec. 5	Army
Dec. 7	Lehigh
Dec. 10	at St. Francis (PA)
Dec. 18	at Monmouth
Jan. 2	at Miami (Fla.)
Jan. 7	Wagner
Jan. 9	Central CT
Jan. 12	at Mount St. Mary's
Jan. 14	at Wagner
Jan. 19	Robert Morris
Jan. 21	St. Francis
Jan. 23	at Fairleigh Dickinson
Jan. 26	at Long Island
Feb. 2	at Quinnipiac
Feb. 4	Long Island
Feb. 9	Mount St. Mary's
Feb. 11	at St. Francis (PA)
Feb. 16	Fairleigh Dickinson
Feb. 18	at Central CT
Feb. 21	St. Francis (NY)
Feb. 25	Quinnipiac

# Stetson

December 27, 2005 - 7:30 p.m. - Convocation Center

Location	DeLand, FL
Enrollment	2,300
Conference	Atlantic Sun
Nickname	Hatters
Colors	Hunter Green & White
Arena (Capacity)	Edmunds Center (5,000)
2004-05 Overall Record	10-17
2004-05 Conference Record/Finish	8-12/10th
2004-05 Post-Season Play	None
All-time Record vs. UM	33-42
Last Meeting	December 18, 2004 – UM 81, Stetson 50
President	Dr. H. Douglas Lee
Athletic Director	Jeff Altier
SID/Men's Basketball Contact	Jamie Bataille
Bataille's Office Phone	(386) 822-8130
Bataille's Cell Phone	(386) 747-2824
E-Mail	jbataill@stetson.edu
Address	421 N. Woodland Blvd. Box 8359 DeLand, FL 32723
Fax	(386) 822-8132
Press Row	(386) 822-8133
Website	www.stetson.edu/athletics
Head Coach	Derek Vaughn (Furman, '93)
Record at Stetson	51-76 (5 seasons)
Overall Record	51-76 (5 seasons)
Assistant Coaches	Wylie Tucker (Montevallo, '78) Jon Coffman (Washington & Lee, '96) Sebastian Singletary (Stetson, '01)

## 2005-06 Numerical Roster

No	Name	Pos	Ht	Wt	Class	Previous School/Hometown
00	Trevour McIntosh	F	6-6	220	Sr.	Amityville/Amityville, NY
1	Gabe McMillen	G	6-0	170	Jr.	Indian Rocks Christian/Largo, FL
2	E.J. Gordon	G	6-4	210	Sr.	DeLand/DeLand, FL
3	Anthony Register	G	6-2	180	Sr.	Lakeside/Atlanta, GA
4	Karl Hollingsworth	F/G	6-5	230	Sr.	Tulane Univ./Jonesboro, GA
11	Bobby Keller	G	6-2	160	So.	Bishop Moore/Olando, FL
12	Will Holloman	G	6-1	180	Jr.	Richmond Univ./Jacksonville, FL
14	Garfield Blair	G	6-4	190	Fr.	Boone/Orlando, FL
21	Eric Diaz	F	6-6	230	Fr.	Columbus/Miami, FL
22	Jay Ryzek	G	5-10	155	Sr.	Nathan Hale-Ray/East Haddam, CT
30	Gabriel Barbosa	G	6-2	185	Sr.	Northfield Mt. Hermon/ Rio de Janeiro, Brazil
31	Kris Thomas	G	6-2	170	Fr.	Dunwoody/Lithonia, GA
33	Ryan Hynes	F/C	6-8	275	So.	Cuesta College/Paso Robles, CA
34	Casey Steelman	F	6-6	225	So.	Gulf Coast/Naples, FL
35	Collins Okafor	F	6-8	240	So.	Marshall Univ./Clearwater, FL
42	Chief Kickingstallionsims	C	7-1	245	So.	Blanche Ely HS/Boynton Beach, FL
44	J.J. Hirst	F	6-8	220	So.	Okeechobee HS/Okeechobee, FL

## 2004-05 Results (10-17, 8-12 Atlantic Sun)

Flagler	W	63-51
at USF	L	65-93
Mercer	L	76-89
Georgia State	W	79-70
at Florida	L	54-93
at Miami	L	50-81
at Florida State	L	61-71
at Colorado State	L	57-93
at Georgia	W	56-52
at Jacksonville	W	68-63
Troy	L	53-56
at Florida Atlantic	L(OT)	69-81
at UCF	L	66-70
Belmont	W	71-68
Lipscomb	W	71-66
at Gardner Webb	L	68-82
at Campbell	W	80-61
Jacksonville	L	58-70
Gardner-Webb	W	69-62
Campbell	W	70-51
at Belmont	L	69-70
at Lipscomb	W	73-71
UCF	L	62-71
FAU	L	75-81
at Troy	L	72-80
at Mercer	L	73-74
at Georgia State	L	63-84

## 2005-06 Schedule

Nov. 11	Rollins
Nov. 18-20	at BCA Invitational
Nov. 26	at UCF
Dec. 1	at Campbell
Dec. 3	at Gardner Webb
Dec. 6	USF
Dec. 20	at Florida State
Dec. 28	at Miami (Fla)
Jan. 2	North Florida
Jan. 4	Jacksonville
Jan. 9	at Florida Atlantic
Jan. 14	at Belmont
Jan. 16	at Lipscomb
Jan. 19	East Tennessee State
Jan. 21	Kennesaw State
Jan. 24	Mercer
Jan. 28	at East Tennessee State
Jan. 30	at Kennesaw State
Feb. 2	Savannah State
Feb. 4	Belmont
Feb. 6	Lipscomb
Feb. 10	at Mercer
Feb. 12	Florida Atlantic
Feb. 15	at Savannah State
Feb. 17	at North Florida
Feb. 19	at Jacksonville
Feb. 23	Campbell
Feb. 25	Gardner Webb
Mar. 2-4	Atlantic Sun Championship

# Temple

**November 17, 2005 – 1:00 p.m. – Philadelphia, PA**

Location	Philadelphia, PA
Enrollment	33,000
Conference	Atlantic 10
Nickname	Owls
Colors	Cherry and White
Arena (Capacity)	The Liacouras Center (10,206)
2004-05 Overall Record	16-14
2004-05 Conference Record/Finish	11-5/2nd East
2004-05 Post-Season Play	NIT 1st Round
All-time Record vs. UM	1-1
Last Meeting	December 20, 2003 - UM 72, Temple 66
President	Dr. David Adamany
Athletic Director	Bill Bradshaw
SID/Men's Basketball Contact	Larry Dougherty
SID Office Phone	(215) 204-2588
E-mail Address	larrydoc@temple.edu
Address	1700 North Broad Street 4th Floor Vivacqua Hall Philadelphia, PA 19122
Fax	(215) 204-7499
Press Row	(215)204-7445
Web Site	www.owlsports.com/
Head Coach	John Chaney (Bethune-Cookman '55)
Record at Temple	499-238 (23 seasons)
Overall Record	724-297 (33 seasons)
Assistants	Dan Leibovitz (Penn '96) Bill Ellerbee (Cheyney St. '70) Mark Macon (Temple '91)

## 2005-06 Numerical Roster

No	Name	Pos	Ht	Wt	Class	Previous School/Hometown
3	Dustin Salisbury	G	6-5	205	Jr.	J.P. McCaskey/Lancaster, PA
4	Dion Dacons	F	6-6	210	Jr.	Oak Hill Academy/Statesville, NC
11	Chris Clark	G	5-8	165	So.	St. Joseph's Prep/Narberth, PA
13	Mark Tyndale	F	6-5	210	So.	Simon Gratz/Philadelphia, PA
14	Sergio Olmos	F/C	6-10	220	Fr.	Vicente Blasco Ibanez/Valencia, Spain
15	Sernaj Inge	G	6-4	180	Fr.	Woodrow Wilson/Camden, NJ
22	Dionte Christmas	G/F	6-5	195	Fr.	Phila. Lutheran Christian/Philadelphia, PA
24	Antywane Robinson	F	6-8	210	Sr.	Oak Hill Academy/Charlotte, NC
25	Mardy Collins	G	6-6	220	Sr.	Simon Gratz/Philadelphia, PA
32	DaShone Kirkendoll	G	6-5	210	So.	Stebbins/Dayton, OH
33	Nehemiah Ingram	F	6-8	250	Sr.	Baldwin/Milledgeville, GA
44	Anthony Ivory	C	6-10	300	Fr.	Martin Luther King/Philadelphia, PA
50	Wayne Marshall	C	6-11	285	Jr.	Martin Luther King/Philadelphia, PA

## 2004-05 Results (16-14, 11-5 A-10)

Auburn	L	78-80
at Georgetown	W	75-57
at South Carolina	L	46-60
Arizona State	L	62-65
vs. Villanova	W	53-52
vs. Penn	W	52-51
at Alabama	L	71-75
Wake Forest	L	64-67
Princeton	W	48-46
at Massachusetts	W	61-49
at Duke	L	74-82
Fordham	W	77-45
at Maryland	L	69-80
St. Bonaventure	W	71-47
at Xavier	W	69-54
at Fordham	L	47-54
at St. Bonaventure	W	87-66
Rhode Island	W	74-54
George Washington	L	58-74
Dayton	W	78-70
at St. Joseph's	L	57-69
at Duquesne	W	68-62
at Richmond	W	59-53
Saint Joseph's	L	56-63
Massachusetts	W	61-48
at Rhode Island	L	57-65
La Salle	W	73-67
vs. Dayton	W	61-51
vs. George Washington	L	58-77
at Virginia Tech	L	50-60

## 2004-05 Schedule

Nov. 15	Preseason Army
Nov. 17-25	Preseason NIT
Nov. 28	Miami-Fla
Nov. 30	at Rutgers
Dec. 3	Penn State
Dec. 6	at Princeton
Dec. 10	Alabama
Dec. 18	at Auburn
Dec. 21	South Carolina
Dec. 31	vs. Villanova
Jan. 28	Maryland
Feb. 25	Duke
Jan. 8	Southeast Missouri
Jan. 13	Morehead State
Jan. 15	Eastern Kentucky
Jan. 20	at Southeast Missouri
Jan. 22	at Eastern Illinois
Jan. 25	at Austin Peay
Jan. 29	Tennessee State
Feb. 3	at Samford University
Feb. 5	at Jacksonville State
Feb. 10	at Murray State
Feb. 12	at UT-Martin
Feb. 17	Jacksonville State
Feb. 19	Samford University
Feb. 22	Austin Peay
Feb. 26	at Morehead State
Mar. 1-5	OVC Tournament

# Virginia

**January 24, 2006 – 9:00 p.m. – Charlottesville, VA**

Location	Charlottesville, VA
Enrollment	20,018
Conference	ACC
Nickname	Cavaliers
Colors	Orange & Blue
Arena (Capacity)	University Hall (8,392)
2004-05 Overall Record	14-15
2004-05 Conference Record/Finish	4-12 (T-10th)
2004-05 Post-Season Play	None
All-time Record vs. UM	1-3
Last Meeting	March 10, 2005 - UVa 66, UM 65
President	John T. Casteen III
Athletic Director	Craig Littlepage
SID	Rich Murray
Asst. SID/Men's Basketball Contact	Bill Hurd
Hurd's Office Phone	(434) 982-5500
Hurd's Home Phone	(434) 244-2907
E-mail Address	wlh4q@virginia.edu
Address	Onesty Hall PO Box 400853 Charlottesville, VA 22904
Fax	(434) 982-5525
Press Row	TBA
Web Site	www.virginiaports.com
Head Coach	Dave Leitao (Northeastern '83)
Record at Virginia	First Season
Overall Record	80-69 (5 seasons)
Assistants	Gene Cross (Illinois '94) Rob Lanier (St. Bonaventure '90) Steve Seymour (Bridgewater St. '81)

## 2005-06 Numerical Roster

No	Name	Pos	Ht	Wt	Class	Previous School/Hometown
00	Sam Warren	C	6-10	235	Fr.	Cherry Creek/Greenwood Village, CO
2	J.R. Reynolds	G	6-2	197	Jr.	Oak Hill Academy/Roanoke, VA
11	Laurynas Mikalauskas	F	6-8	241	Fr.	Blue Ridge School/Palanga, Lithuania
12	Billy Campbell	G	6-0	184	Sr.	Paidei School/Atlanta, GA
15	T.J. Bannister	G	5-10	176	Jr.	Arlington Country Day/Jacksonville, FL
21	Tunji Soroye	C	6-11	212	So.	Montrose Christian School/Dugbe Ibadan, Nigeria
24	Mamad Diane	G/F	6-5	185	Fr.	Dematha Catholic/Potomac, MD
30	Adrian Joseph	F	6-7	195	So.	Brewster Academy/San Fernando, Trinidad
33	Jason Cain	F	6-9	212	Jr.	John Bartram/Philadelphia, PA
42	Mike Forkin	F	6-5	187	Jr.	Westfield/Centreville, VA
44	Sean Singletary	G	5-11	174	So.	The William Penn Charter School/Philadelphia, PA
55	Donte Minter	F/C	6-7	250	Jr.	West Rowan/Salisbury, NC

## 2004-05 Results (14-15, 4-12 ACC)

Robert Morris	W	88-55
Arizona	W	78-60
Appalachian State	W	77-60
Richmond	W	85-58
at Northwestern	W	48-44
vs. Auburn	W	89-87
at Iowa State	L	79-81
Furman	W	79-67
Loyola Marymount	W(OT)	79-77
Wake Forest	L	70-89
Western Kentucky	W(2OT)	80-79
at Georgia Tech	L	69-82
Miami	L	80-91
at Duke	L	66-80
at Maryland	L	68-82
Clemson	W	81-79
at Virginia Tech	L	73-79
North Carolina	L	76-110
at Providence	L	79-98
at NC State	W	64-62
Florida State	W	56-55
Virginia Tech	W	65-60
at North Carolina	L	61-85
Maryland	L(2OT)	88-92
at Wake Forest	L	68-90
NC State	L	72-82
at Florida State	L	63-68
vs. Miami	W	66-65
vs. Duke	L	64-76

## 2005-06 Schedule

Nov. 18	Liberty
Nov. 22	at Richmond
Nov. 27	at Arizona
Nov. 30	Northwestern
Dec. 4	at Georgia Tech
Dec. 7	Fordham
Dec. 17	at Gonzaga
Dec. 22	Loyola
Dec. 28	vs. UMBC
Dec. 31	Hartford
Jan. 2	at Western Kentucky
Jan. 7	Clemson
Jan. 11	Florida State
Jan. 15	at Virginia Tech
Jan. 19	North Carolina
Jan. 24	Miami
Jan. 28	at Duke
Feb. 1	at NC State
Feb. 4	Wake Forest
Feb. 7	at Maryland
Feb. 11	Virginia Tech
Feb. 15	Longwood
Feb. 18	at Florida State
Feb. 21	Boston College
Feb. 25	at Clemson
Mar. 1	at North Carolina
Mar. 5	Maryland
Mar. 9-12	ACC Tournament



# Virginia Tech

February 22, 2006 – 7:00 p.m. – Convocation Center

Location	Blacksburg, VA
Enrollment	28,000
Conference	ACC
Nickname	Hokies
Colors	Chicago Maroon & Burnt Orange
Arena (Capacity)	Cassell Coliseum (10,052)
2004-05 Overall Record	16-14
2004-05 Conference Record/Finish	8-8/4th
2004-05 Post-Season Play	NIT 2nd Round
All-time Record vs. UM	3-6
Last Meeting	February 19, 2005 - VT 71, UM 58
President	Dr. Charles Steger
Athletic Director	Jim Weaver
SID	Dave Smith
Asst. SID/Men's Basketball Contact	Bill Dyer
Dyer's Office Phone	(540) 231-8852
Dyer's Home Phone	(540) 552-8462
E-mail Address	wdyer@vt.edu
Address	364 Jamerson Center Blacksburg, VA 24061-0502
Fax	(540) 231-6984
Press Row	(540) 231-3048
Web Site	www.hokiesports.com
Head Coach	Seth Greenberg (Fairleigh Dickinson '78)
Record at Virginia Tech	31-28 (2 seasons)
Overall Record	244-198 (15 seasons)
Assoc. Head Coach	Brad Greenberg (American '77)
Assistants	Ryan Odom (Hampden-Sydney '96) Stacey Palmore (Livingstone '83)

## 2005-06 Numerical Roster

No	Name	Pos	Ht	Wt	Class	Previous School/Hometown
1	Zabian Dowdell	G	6-3	200	Jr.	Pahokee/Pahokee, FL
2	Hyman Taylor	C/F	6-9	235	Fr.	Cardinal Gibbons/Fort Lauderdale, FL
3	Shawn Harris	G	6-4	220	Jr.	Fork Union Mil. Academy/Ettrick, VA
11	Wynton Witherspoon	G/F	6-7	185	So.	Berkmar/Atlanta, GA
13	Deron Washington	G/F	6-7	195	So.	National Christian Academy (MD)/New Orleans, LA
14	Robert Krabbendam	C/F	7-0	230	So.	Copernicus/Hoorn, The Netherlands
15	Terrance Vinson	F	6-8	210	Fr.	Lowndes/Valdosta, GA
21	Allen Calloway	F	6-8	215	Sr.	Coastal Christian Academy/Gretna, VA
22	Jamon Gordon	G	6-3	200	Jr.	Andrew Jackson/Jacksonville, FL
23	Marcus Travis	G	6-3	210	Jr.	Oxnard Jr. College/Blacksburg, VA
24	Markus Sailes	G	6-5	210	Jr.	Varina/Richmond, VA
25	Bob Ritchie	G/F	6-5	190	Sr.	Lake Braddock/Burke, VA
33	Coleman Collins	F	6-9	235	Jr.	Chamblee/Stone Mountain, GA
34	Cheick Diakite	F	6-8	230	Fr.	Bridgton Academy, Me./Bamako, Mali
40	A.D. Vassallo	F/G	6-6	213	Fr.	Hargrave Military Acad./Toa Baja, PR
42	Chris Tucker	F	6-7	220	Jr.	Fork Union Military Acad./Fincastle, VA

## 2004-05 Results (16-14, 8-8 ACC)

Loyola (Md.)	W	81-58
Maryland Eastern Shore	W	102-50
at William and Mary	W	80-63
Chattanooga	W	63-59
at VMI	L	68-72
at St. John's	L	65-75
James Madison	W	77-53
North Carolina	L	51-85
Western Michigan	L	68-74
Morgan State	W	67-54
vs. Mississippi State	L	65-71
at Florida State	L	70-77
Bethune-Cookman	W	69-58
Clemson	W	59-57
N.C. State	W	72-71
at Georgia Tech	W	70-69
Virginia	W	79-73
at Duke	L	65-100
at Miami	W	73-63
Wake Forest	L	63-83
at Maryland	L	71-86
at Virginia	L	60-65
Duke	W	67-65
Miami	W	71-58
at N.C. State	L	54-74
at Clemson	L	64-66
Maryland	W	86-76
vs. Georgia Tech	L	54-73
vs. Temple	W	60-50
at Memphis	L	62-83

## 2005-06 Schedule

Nov. 10	Radford
Nov. 12	Bowling Green
Nov. 13	Western Carolina
Nov. 18	Mount St. Mary's
Nov. 21	Marshall
Nov. 25	Morgan State
Nov. 28	at Ohio State
Dec. 4	at Duke
Dec. 7	North Carolina A&T
Dec. 10	St. John's
Dec. 18	vs. Stanford
Dec. 27	William and Mary
Dec. 30	at Old Dominion
Jan. 2	at James Madison
Jan. 7	at Florida State
Jan. 10	North Carolina
Jan. 15	Virginia
Jan. 21	at Maryland
Jan. 26	at Duke
Jan. 28	at Wake Forest
Jan. 31	Georgia Tech
Feb. 4	Boston College
Feb. 8	at Clemson
Feb. 11	at Virginia
Feb. 18	NC State
Feb. 22	at Miami
Feb. 25	Florida State
Mar. 1	Clemson
Mar. 4	at Boston College
Mar. 9-12	ACC Tournament

# Wake Forest

January 31, 2006 – 9:00 p.m. – Convocation Center

Location	Winston-Salem, NC
Enrollment	3,950
Conference	ACC
Nickname	Demon Deacons
Colors	Old Gold & Black
Arena (Capacity)	Lawrence Joel Veterans Memorial Coliseum (14,665)
2004-05 Overall Record	27-6
2004-05 Conference Record/Finish	13-3/2nd (ACC)
2004-05 Post-Season Play	NCAA 2nd Round
All-time Record vs. UM	4-0
Last Meeting	February 15, 2005 - WF 68, UM 63
President	Dr. Thomas K. Hearn, Jr.
Athletic Director	Ron Wellman
Assistant AD/Men's Basketball Contact	Dean Buchan
Buchan's Office Phone	(336) 758-5640
Buchan's Cell Phone	(336) 287-8954
E-mail Address	buchandw@wfu.edu
Address	PO Box 7426 Winston-Salem, NC 27109
Fax	(336) 758-5140
Press Row	(336) 727-2945
Web Site	www.wakeforestsports.com
Head Coach	Skip Prosser (US Merchant Marine Academy '72)
Record at Wake Forest	94-35 (4 seasons)
Overall Record	259-113 (12 seasons)
Assistants	Jeff Battle (Marshall '85) Dino Gaudio (Ohio '81) Chris Mack (Xavier '98)

## 2005-06 Numerical Roster

No	Name	Pos	Ht	Wt	Class	Previous School/Hometown
0	Chris Ellis	F	6-9	267	Sr.	Marietta HS/Marietta, GA
1	Justin Gray	G	6-2	194	Sr.	Oak Hill Academy/Charlotte, NC
2	Shamaine Dukes	G	6-1	175	Fr.	Randolph Clay/Cuthbert, GA
4	Harvey Hale	G	6-2	186	Fr.	Rio Grande/Albuquerque, NM
10	John Buck	F	6-8	201	Sr.	Long Island Lutheran/Westbury, NY
11	Cameron Stanley	F	6-6	214	So.	Millbrook HS/Raleigh, NC
23	Kevin Swinton	F	6-7	224	Fr.	Dudley/Greensboro, NC
31	Eric Williams	C	6-9	280	Sr.	Wake Forest-Rolesville HS/Wake Forest, NC
33	Trent Strickland	F	6-5	216	Sr.	Hargrave Academy/East Flat Rock, NC
34	Michael Drum	F	6-6	204	Jr.	Presbyterian College/Rural Hall, NC
44	David Weaver	F/C	6-10	224	Fr.	Owen/Black Mountain, NC
55	Kyle Visser	C	6-11	244	Jr.	Forest Hills Central HS/Grand Rapids, MI

## 2004-05 Results (27-6, 13-3 ACC)

vs. George Washington	W	96-76
vs. VCU	W	81-67
Yale	W	99-72
vs. Providence	W	79-67
vs. Arizona	W	63-60
at Illinois	L	73-91
Richmond	W	90-73
at Temple	W	67-64
Elon	W	85-67
Texas	W	69-88
at New Mexico	W	81-64
N. Carolina A&T	W	98-76
at Virginia	W	89-70
at Clemson	W	103-68
Maryland	W	81-66
North Carolina	W	95-82
at Florida State	L(OT)	83-91
at Cincinnati	W	74-70
at Georgia Tech	L(OT)	101-102
Miami	W	94-82
Duke	W	92-89
at Virginia Tech	W	63-63
NC State	W	86-75
Florida State	W	87-48
at Miami	W	68-63
at Duke	L	92-102
Longwood	W	88-47
Virginia	W	90-68
Georgia Tech	W	98-91
at NC State	W	55-53
NC State	L	65-81
vs. Chattanooga	W	70-54
vs. West Virginia	L(OT)	105-111

## 2005-06 Schedule

Nov. 10	Mississippi Valley State
Nov. 11	UC Irvine/George Mason
Nov. 17	Preseason NIT
Nov. 18	Preseason NIT
Nov. 21	UNC Asheville
Nov. 25	Appalachian State
Nov. 29	Wisconsin
Dec. 3	vs. Elon
Dec. 13	DePaul
Dec. 17	Princeton
Dec. 22	at Richmond
Dec. 30	Charleston Southern
Jan. 3	East Carolina
Jan. 8	Duke
Jan. 11	at Clemson
Jan. 18	Georgia Tech
Jan. 21	at NC State
Jan. 28	Virginia Tech
Feb. 4	at Virginia
Feb. 11	Charlotte
Feb. 14	at Duke
Feb. 22	Clemson
Feb. 28	at Boston College
Mar. 9-12	ACC Tournament
Feb. 15	at Miami
Feb. 20	at Duke
Feb. 23	Longwood
Feb. 27	Virginia
Mar. 2	Georgia Tech
Mar. 6	at NC State
Mar. 10-13	ACC Tournament

# Wofford

December 10, 2005 - 7:30 - Convocation Center

Location	Spartanburg, SC
Enrollment	1,160
Conference	Southern
Nickname	Terriers
Colors	Old Gold and Black
Arena (Capacity)	Benjamin Johnson Arena (3,500)
2004-05 Overall Record	14-14
2004-05 Conference Record/Finish	7-9/5th South
2004-05 Post-Season Play	None
All-time Record vs. UM	0-1
Last Meeting	November 20, 2004 - UM 67, Wofford 64
President	Dr. Benjamin B. Dunlap
Athletic Director	Richard Johnson
SID/MBB Contact	Steve Shutt
SID Office Phone	(864) 597-4093
Shutt's Cell Phone	(864) 809-8900
E-mail Address	shuttsj@wofford.edu
Address	429 North Church Street Spartanburg, SC 29303
Fax	(864) 597-4129
Press Row	(864) 597-4487
Web Site	www.wofford.edu/athletics
Head Coach	Mike Young (Emory & Henry '86)
Record at Wofford	37-49 (3 seasons)
Overall Record	37-49 (3 seasons)
Associate Head Coach	Matt Allen (Wofford '95)
Assistants	Jackson Payne (Christian Brothers '00) Dustin Kerns (Clemson '02)

## 2005-06 Numerical Roster

No	Name	Pos	Ht	Wt	Class	Previous School/Hometown
4	Matt O'Connor	F	6-8	215	Jr.	St. Albert/Council Bluffs, IA
5	Shane Nichols	G	6-0	185	So.	Radford/Radford, VA
10	Marcus Jackson	G	6-1	180	Fr.	Dorman/Spartanburg, SC
11	Adam Sheehan	G	6-2	180	Jr.	Cardinal Newman/Columbia, SC
12	Matt Estep	G	6-3	185	Fr.	Greenbrier East/Ruppert, W.Va
15	Bryon Fields	G	6-2	170	Sr.	Vinton Woods/Cincinnati, OH
20	Eric Marshall	G	6-4	185	Jr.	Greenbrier/Grovetown, GA
21	Howard Wilkerson	F	6-6	225	Sr.	Morehead/Eden, NC
31	Tyler Berg	C	6-9	225	Sr.	East Gaston/Mt. Holly, NC
32	Ralph Hegamin	F	6-8	220	Fr.	Kellam/Virginia Beach, VA
33	Drew Gibson	G	6-2	175	So.	Dorsey/Los Angeles, CA
35	Tyler Whatley	F/C	6-9	220	Fr.	Apalachee/Auburn, GA

## 2004-05 Results (14-14, 7-8 Southern)

at Miami	L	64-67
Milligan	W	90-64
Bluefield College	W	90-66
at Tennessee	L	67-73
Jacksonville State	W	81-76
at Auburn	W	85-78
Toccoa Falls	W	99-44
Appalachian State	W	75-66
at Charleston Southern	W	84-65
at Georgia	L(OT)	89-93
at South Carolina	L	44-76
Erskine	W	74-36
at UNC Greensboro	L	44-61
at College of Charleston	L	77-81
Chattanooga	L	64-88
The Citadel	L	74-76
at Western Carolina	L	75-80
at Georgia Southern	L	76-79
at The Citadel	W	73-63
East Tennessee State	W	68-64
Davidson	L	66-70
at Furman	L	58-75
at Elon	W	75-63
College of Charleston	W(OT)	87-83
Furman	W	77-70
Georgia Southern	W(OT)	81-79
at Davidson	L	45-61
vs. Elon	L	58-64

## 2005-06 Schedule

Nov. 12	vs. Fairleigh Dickinson
Nov. 13	at West Virginia/vs. UL-Monroe
Nov. 19	at Purdue
Nov. 21	Toccoa Falls
Nov. 26	at East Carolina
Nov. 30	East Carolina
Dec. 3	Virginia-Wise
Dec. 6	at Clemson
Dec. 10	at Miami (Fla.)
Dec. 11	Appalachian State
Dec. 17	at South Carolina
Dec. 19	Union
Dec. 30	at Notre Dame
Jan. 2	King
Jan. 4	Elon
Jan. 7	at Davidson
Jan. 9	Furman
Jan. 14	at Georgia Southern
Jan. 16	at The Citadel
Jan. 21	College of Charleston
Jan. 28	Western Carolina
Jan. 30	UNC Greensboro
Feb. 2	at Appalachian State
Feb. 6	at Chattanooga
Feb. 11	Davidson
Feb. 13	at Furman
Feb. 18	Georgia Southern
Feb. 22	at College of Charleston
Feb. 25	The Citadel
Mar. 2-5	Southern Conference Tournament

# HurricaneSports.com

## Your Complete Online Destination For Miami Athletics



- Official team merchandise
- Complete coverage
- Free e-newsletter
- Game audio coverage
- Live game tracking
- Up-to-the-minute stats
- Games and contests
- Scheduler, rosters, photos

HURRICANESPORTS.COM

# ● 2006 NCAA Tournament Dates and Sites

## OPENING ROUND

**Tuesday, March 14, 2006**

University of Dayton Arena  
Dayton, Ohio  
Host: University of Dayton

## FIRST/SECOND ROUNDS

**Thursday and Saturday,  
March 16 and 18, 2006**

**Greensboro Coliseum**  
Greensboro, NC  
Host: Atlantic Coast Conference

**Jacksonville Veterans Memorial Arena**  
Jacksonville, Fla.  
Host: Jacksonville University

**Jon M. Huntsman Center**  
Salt Lake City, Utah  
Host: University of Utah

**Cox Arena**  
San Diego, Calif.  
Host: San Diego State University

**Friday and Sunday,  
March 17 and 19, 2006**

**University of Dayton Arena**  
Dayton, Ohio  
Host: University of Dayton

**Wachovia Center**  
Philadelphia, Penn.  
Host: Atlantic 10 Conference

**American Airlines Center**  
Dallas, Texas  
Host: Big 12 Conference

**Palace of Auburn Hills**  
Auburn Hills, Mich.  
Host: Oakland University

## REGIONALS

**Thursday and Saturday,  
March 23 and 25, 2006**

**Georgia Dome**  
Atlanta, Georgia  
Host: Georgia Institute of Technology

**Oakland Arena**  
Oakland, Calif.  
Host: University of San Francisco

**Friday and Sunday,  
March 24 and 26, 2006**

**MCI Center**  
Washington, D.C.  
Host: Georgetown University

**Hubert H. Humphrey Metrodome**  
Minneapolis, Minnesota  
Host: University of Minnesota, Twin Cities

**FINAL FOUR**  
**Saturday and Monday,  
April 1 and 3, 2006**

**RCA Dome**  
Indianapolis, Ind.  
Hosts: Butler University and Horizon League



## 2005 NIT Results

### Opening Round

Davidson 77, Virginia Commonwealth 62  
CS Fullerton 85, Oregon State 83  
Southwest Missouri State 105, Rice 82  
San Francisco 69, Denver 67  
Western Kentucky 88, Kent State 80 OT  
Wichita State 85, Houston 69  
Buffalo 81, Drexel 76 OT  
Saint Joseph's 53, Hofstra 44

### First Round

Western Michigan 54, Marquette 40  
Holy Cross 78, Notre Dame 73  
South Carolina 69, Miami 63  
Virginia Tech 60, Temple 50  
DePaul 75, Missouri 70  
Texas Christian 60, Miami (Ohio) 58  
Georgetown 64, Boston U. 34  
Vanderbilt 67, Indiana 60  
Texas A&M 82, Clemson 74  
Maryland 85, Oral Roberts 72  
Memphis 90, Northeastern 65  
UNLV 89, Arizona State 78  
CS Fullerton 85, San Francisco 69  
Saint Joseph's 55, Buffalo 50  
Davidson 82, Southwest Missouri State 71  
Wichita State 84, Western Kentucky 81

### Second Round

Memphis 83, Virginia Tech 62  
Texas A&M 75, DePaul 72  
Texas Christian 78, Western Michigan 76 OT  
Saint Joseph's 68, Holy Cross 60  
Vanderbilt 65, Wichita State 63  
Georgetown 74, CS Fullerton 57  
South Carolina 77, UNLV 66  
Maryland 78, Davidson 63

### Quarterfinals

Saint Joseph's 58, Texas A&M 51  
Memphis 81, Vanderbilt 68  
South Carolina 69, Georgetown 66  
Maryland 85, Texas Christian 73

### Semifinals

Saint Joseph's 70, Memphis 58  
South Carolina 75, Maryland 67

### Championship

South Carolina 60, Saint Joseph's 57

# ● 2005 NCAA Tournament Results

## FINAL FOUR St. Louis, Missouri

### National Semifinals April 2

- (1) Illinois 72, (4) Louisville 57  
(1) North Carolina 87, (5) Michigan State 71

### National Championship April 4

- (1) North Carolina 75, (1) Illinois 70

## ALBUQUERQUE REGIONAL

### First Round at Cleveland March 17

- (2) Wake Forest 70, (15) Chattanooga 54  
(7) West Virginia 63, (10) Creighton 61

### at Boise, Idaho March 17

- (8) Pacific 79, (9) Pittsburgh 71  
(1) Washington 88, (16) Montana 77

### at Tucson, Ariz. March 17

- (3) Gonzaga 74, (14) Winthrop 64  
(6) Texas Tech 78, (11) UCLA 66

### at Nashville March 18

- (4) Louisville 68, (13) La.-Lafayette 62  
(5) Georgia Tech 80, (12) George Washington 68

### Second Round at Cleveland March 19

- (7) West Virginia 111, (2) Wake Forest 105 (2OT)

### at Boise, Idaho March 19

- (1) Washington 97, (8) Pacific 79

### at Tucson, Ariz. March 19

- (6) Texas Tech 71, (3) Gonzaga 69

### at Nashville March 20

- (4) Louisville 76, (5) Georgia Tech 54

### Regional Semifinals at Albuquerque, N.M. March 24

- (4) Louisville 93, (1) Washington 79  
(7) West Virginia 65, (6) Texas Tech 60

### Regional Final at Albuquerque, N.M. March 26

- (4) Louisville 93, (7) West Virginia 85, OT

## AUSTIN REGIONAL

### First Round at Indianapolis March 17

- (2) Kentucky 72, (15) Eastern Kentucky 64  
(7) Cincinnati 76, (10) Iowa 64

### at Tucson, Ariz. March 17

- (3) Oklahoma 84, (14) Niagara 67  
(6) Utah 60, (11) Texas-El Paso 54

### at Worcester, Mass. March 18

- (13) Vermont 60, (4) Syracuse 57 OT  
(5) Michigan State 89, (12) Old Dominion 81

### at Charlotte March 18

- (1) Duke 57, (16) Delaware State 46  
(9) Mississippi State 93, (8) Stanford 70

### Second Round at Indianapolis March 19

- (2) Kentucky 69, (7) Cincinnati 60

### at Tucson, Ariz. March 19

- (6) Utah 67, (3) Oklahoma 58

### at Worcester, Mass. March 20

- (5) Michigan State 72, (13) Vermont 61

### at Charlotte March 20

- (1) Duke 65, (9) Mississippi State 55

### Regional Semifinal at Austin March 25

- (5) Michigan State 78, (1) Duke 68  
(2) Kentucky 62, (6) Utah 52

### Regional Final at Austin March 27

- (5) Michigan State 94, (2) Kentucky 88, 2OT

## CHICAGO REGIONAL

### First Round at Cleveland March 17

- (12) Wis.-Milwaukee 83, (5) Alabama 73  
(4) Boston College 85, (13) Pennsylvania 65

### at Indianapolis March 17

- (9) Nevada 61, (8) Texas 57  
(1) Illinois 67, (16) Fairleigh Dickinson 55

### at Boise, Idaho March 17

- (3) Arizona 66, (14) Utah State 53  
(11) UAB 82, (6) LSU 68

### at Oklahoma City March 18

- (2) Oklahoma State 63, (15) Southeastern Louisiana 50  
(7) Southern Illinois 65, (10) Saint Mary's, Calif. 56

### Second Round at Cleveland March 19

- (12) Wis.-Milwaukee 83, (4) Boston College 75

### at Indianapolis March 19

- (1) Illinois 71, (9) Nevada 59

### at Boise, Idaho March 19

- (3) Arizona 85, (11) UAB 63

### at Oklahoma City March 20

- (2) Oklahoma State 85, (7) Southern Illinois 77

### Regional Semifinals at Chicago March 24

- (1) Illinois 77, (12) Wis.-Milwaukee 63  
(3) Arizona 79, (2) Oklahoma State 78

### Regional Final at Chicago March 26

- (1) Illinois 90, (3) Arizona 89, OT

## SYRACUSE REGIONAL

### Opening Round at Dayton March 15

- (16) Oakland, Mich., 79, (16) Alabama A&M 69

### First Round at Worcester, Mass. March 18

- (10) North Carolina State 75, (7) Charlotte 63  
(2) Connecticut 77, (15) Central Florida 71

### at Charlotte March 18

- (9) Iowa State 64, (8) Minnesota 53  
(1) North Carolina 96, (16) Oakland, Mich., 68

### at Nashville March 18

- (4) Florida 67, (13) Ohio 62  
(5) Villanova 55, (12) New Mexico 47

### at Oklahoma City March 18

- (6) Wisconsin 57, (11) Northern Iowa 52  
(14) Bucknell 64, (3) Kansas 63

### Second Round at Worcester, Mass. March 20

- (10) North Carolina State 65, (2) Connecticut 62

### at Charlotte March 20

- (1) North Carolina 92, (9) Iowa State 65

### at Nashville March 20

- (5) Villanova 76, (4) Florida 65

### at Oklahoma City March 20

- (6) Wisconsin 71, (14) Bucknell 62

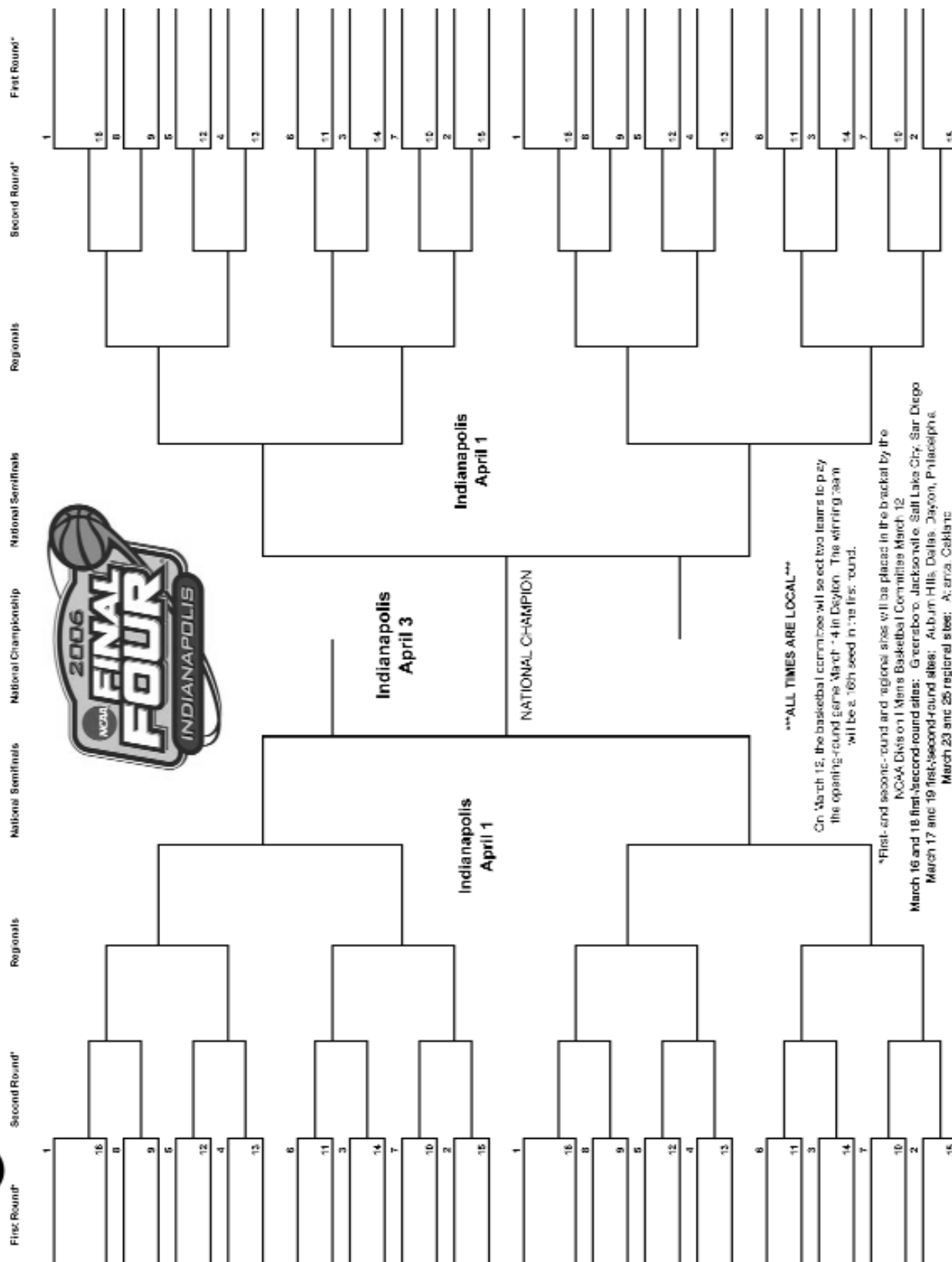
### Regional Semifinals at Syracuse March 25

- (6) Wisconsin 65, (10) North Carolina State 56  
(1) North Carolina 67, (5) Villanova 66

### Regional Final at Syracuse March 27

- (1) North Carolina 88, (6) Wisconsin 82

# 2006 NCAA Division I Men's Basketball Championship



Raymond Hicks





# ● Season Review

The University of Miami entered its inaugural season in the ACC not knowing what to expect. Miami was entering a new conference, with a rookie head coach, minus its leading scorer and rebounder from the previous season, its starting point guard, and its top recruit.

Miami, however, shocked the ACC and the nation by recording 16 wins, including seven conference victories, posted three wins over ranked teams, and received an invitation to the National Invitation Tournament, its first post season appearance since the 2001-02 season.

Things looked bleak early on following a tough 67-64 win over Wofford and a 60-50 home loss to South Carolina State to open the season. And after a 83-70 overtime loss to Xavier at the Metro PCS Orange Bowl Basketball Classic the Hurricanes found themselves 1-2.

Miami began its remarkable turnaround with an 84-68 home win over Florida Atlantic in which sophomore Anthony King recorded the first triple-double in school-history. King recorded 11 points, 10 rebounds and an ACC record 13 blocked shots.

The Hurricanes then traveled to Gainesville to take on arch-rival Florida, a place Miami had not won at since the 1962-63 season. Miami's three-guard attack of Anthony Harris (23), Guillermo Diaz (16) and Robert Hite (16) combined for 55 points as the Hurricanes upset the 19th-ranked Gators, 72-65.

The win gave the Hurricanes new found confidence which helped propel them to eight straight wins heading into the Atlantic Coast Conference season.

Miami opened its ACC campaign at ninth-ranked Georgia Tech. The Hurricanes, led by Diaz's 27 points gave the Yellow Jackets all they could handle before falling, 80-69.

UM then returned home for its ACC home opener against 24th-ranked North Carolina State. In front of a sell out crowd, the first of five sell outs on the season, the Hurricanes posted a dramatic 67-66 win. Diaz led Miami with 26 points including two free throws with 23 second left to give UM the lead.

It didn't take long for Miami to get its first ACC road win as the Hurricanes defeated Virginia, 91-80, in just their second ACC road game. When UM joined the BIG EAST in 1991-92 it took 30 road games before the Hurricanes could secure their first conference road win.

Miami finished the conference season with a surprising 7-9 record and was seeded sixth heading into the ACC Tournament. But Miami would falter in the opening round dropping a 66-65 decision to Virginia.

Despite the loss, Miami received a bid to the National Invitation Tournament marking its first post season appearance since the 2001-02 season. The Hurricanes, however, had to travel to South Carolina where they fell, 69-67, to the eventual NIT Champion Gamecocks.

The Hurricanes received several accolades following the season. Guillermo Diaz was named second-team All-ACC, as well as, first team All-District 6 by the National Association of Basketball Coaches.

Robert Hite earned honorable-mention All-ACC honors, and Anthony King was named to the ACC All-Defensive team.

Coach Haith was a finalist for the Naismith National Coach of the Year award, and was named the NABC District 6 Coach of the Year becoming the first UM coach to earn District Coach of the Year honors.

## Associated Press Poll (Final)

	Record	Points	PW
1. Illinois (48)	29-1	1,725	1
2. North Carolina (22)	26-3	1,701	2
3. Wake Forest	26-4	1,596	4
4. Kentucky	23-4	1,445	3
5. Duke 22-5	1,393	6	
6. Louisville	26-4	1,350	9
7. Boston College	24-3	1,286	5
8. Arizona	25-5	1,192	11
9. Kansas	22-5	1,134	7
10. Oklahoma State	21-6	1,067	8
11. Gonzaga	24-4	1,054	12
12. Connecticut	21-6	1,021	15
13. Michigan State	22-5	919	14
14. Washington	24-5	895	10
15. Utah	25-4	697	16
16. Syracuse	24-6	648	13
17. Oklahoma	23-6	630	20
18. Pacific	25-2	583	17
19. Villanova	21-6	552	19
20. Alabama	23-6	456	21
21. Cincinnati	24-6	333	22
22. Pittsburgh	20-7	288	24
23. Wisconsin	20-7	260	23
24. Nevada	24-5	149	25
25. Charlotte	21-6	112	18

OTHERS RECEIVING VOTES: Florida 96, LSU 58, Southern Illinois 43, Texas 28, Wisc. Milwaukee 9, Georgia Tech 5, New Mexico 5, Texas A&M 4, UCLA 3, St. Mary's (CA) 2, Holy Cross 2, Winthrop 2, Minnesota 1, Ohio State 1, Old Dominion 1, Pennsylvania 1, UTEP 1, Vermont 1, Texas Tech 1.

## USA Today/ESPN Coaches Poll (Final)

	Record	Points	PW
1. North Carolina (31)	31-4	775	3
2. Illinois	36-1	744	1
3. Louisville	33-4	704	4
4. Michigan State	26-6	676	15
5. Kentucky	28-6	637	5
6. Arizona	30-7	612	9
7. Duke 27-6	560	2	
8. Oklahoma State	26-7	515	8
9. Washington	29-6	511	7
10. Wisconsin	25-9	489	19
11. Wake Forest	27-6	399	6
12. West Virginia	24-11	364	NR
13. Villanova	24-8	355	22
14. Utah	29-6	333	17
15. Kansas	23-7	253	10
16. Texas Tech	22-11	251	24
17. Connecticut	23-8	249	14
18. Gonzaga	26-5	239	11
19. Boston College	25-5	234	12
20. Oklahoma	25-8	218	16
21. Syracuse	27-7	179	13
22. N.C. State	21-14	137	NR
23. Wisc. Milwaukee	26-6	123	NR
24. Florida	24-8	118	18
25. Cincinnati	25-8	96	23

OTHERS RECEIVING VOTES: Pacific 84, Georgia Tech 45, Alabama 45, Vermont 34, South Carolina 12, Texas 11, Southern Illinois 10, Minnesota 10, Iowa 10, Saint Joseph's 9, Bucknell 8, Nevada 7, UAB 5, Pittsburgh 4, Iowa State 4, New Mexico 3, Charlotte 2, Memphis 1.

# ● 2004-05 Season Schedule and Results

RECORD:	OVERALL	HOME	AWAY	NEUTRAL
ALL GAMES.....	16-13	11-5	5-6	0-2
CONFERENCE.....	7-9	4-4	3-5	0-0
NON-CONFERENCE.....	9-4	7-1	2-1	0-2

DATE	TIME	OPPONENT	W/L	SCORE	ATTEND	HIGH POINTS	HIGH REBOUNDS
11-20-04	7:30 p.m.	WOFFORD	W	67-64	2108	(13)Guillermo Diaz	(19)Anthony King
11-23-04	7:30 p.m.	SOUTH CAROLINA STATE	L	50-60	1837	(18)William Frisby	(9)Robert Hite
11-27-04	7:30 p.m.	vs Xavier	LOT	70-83	9812	(20)Robert Hite	(11)Anthony King
11-29-04	7:30 p.m.	FLORIDA ATLANTIC	W	84-68	1533	(38)Robert Hite	(10)Anthony King
12-04-04	Noon	at Florida	W	72-65	10862	(23)Anthony Harris	(10)Anthony King
12-07-04	7:36 p.m.	at Florida International	W	80-67	3221	(29)Robert Hite	(9)Robert Hite
12-12-04	2:00 p.m.	MASSACHUSETTS	W	80-53	2392	(20)Guillermo Diaz	(9)Anthony King
12-18-04	4:00 p.m.	STETSON	W	81-50	2519	(14)Guillermo Diaz	(10)Gary Hamilton
12-23-04	7:30 p.m.	TENNESSEE TECH	W	69-57	2388	(19)Robert Hite	(11)Anthony King
12-30-04	7:30 p.m.	APPALACHIAN STATE	W	80-63	2881	(18)Robert Hite	(12)Gary Hamilton
01-02-05	2:30 p.m.	NORFOLK STATE	W	76-58	2157	(22)Robert Hite	(8)Gary Hamilton
01-06-05	7:00 p.m.	*at Georgia Tech	L	69-80	9191	(27)Guillermo Diaz	(13)William Frisby
01-09-05	4:00 p.m.	*NORTH CAROLINA STATE	W	67-66	6067	(26)Guillermo Diaz	(10)Anthony King
01-12-05	7:30 pm	*at Virginia	W	91-80	8079	(26)Guillermo Diaz	(9)William Frisby
01-15-05	12:00 p.m.	*FLORIDA STATE	W	64-63	6323	(19)Guillermo Diaz	(12)William Frisby
01-19-05	8:30 p.m.	*DUKE	L	83-92	7000	(25)Guillermo Diaz	(10)Anthony King
01-22-05	8 p.m.	*at North Carolina	L	67-87	20714	(30)Guillermo Diaz	(6)Raymond Hicks
							(6)Gary Hamilton
							(6)William Frisby
01-26-05	7:30 p.m.	*CLEMSON	W	69-65	5262	(21)Robert Hite	(8)Gary Hamilton
01-29-05	4:01 PM	*at Wake Forest	L	82-94	11037	(28)Anthony Harris	(8)William Frisby
							(8)Robert Hite
							(8)William Frisby
02-02-05	7:30 p.m.	*VIRGINIA TECH	L	63-73	5375	(17)Robert Hite	(8)Anthony King
02-05-05	3:00 p.m.	*MARYLAND	WOT	75-73	7000	(27)Guillermo Diaz	(8)Anthony King
02-12-05	12:00PM	*at Clemson	W	83-77	7500	(24)Robert Hite	(12)Anthony King
02-15-05	7:00 p.m.	*WAKE FOREST	L	63-68	7000	(20)Guillermo Diaz	(9)Anthony King
02-19-05	7:00 PM	*at Virginia Tech	L	58-71	9847	(12)Guillermo Diaz	(8)William Frisby
						(12)William Frisby	
02-22-05	6:30 pm	*at Florida State	W	65-49	7574	(19)Guillermo Diaz	(8)Robert Hite
02-26-05	4:00 p.m.	*GEORGIA TECH	L	72-76	7000	(24)Guillermo Diaz	(6)William Frisby
03-03-05	7:00 PM	*at Duke	L	59-83	9314	(17)Robert Hite	(10)Gary Hamilton
03-10-05	7:00 p.m.	vs Virginia	L	65-66	20301	(20)Guillermo Diaz	(14)Anthony King
03-15-05	7:30 P.M.	at South Carolina	L	67-69	6307	(23)Robert Hite	(12)Gary Hamilton

\* - Conference game

## ATTENDANCE SUMMARY

	GAMES	TOTALS	AVG/GAME
HOME.....	16	68842	4303
AWAY.....	11	103646	9422
NEUTRAL.....	2	30113	15057
TOTAL.....	29	202601	6986

# ● 2004-05 Statistics

## ALL-GAMES

<b>RECORD:</b>	<b>OVERALL</b>	<b>HOME</b>	<b>AWAY</b>	<b>NEUTRAL</b>
<b>ALL GAMES.....</b>	<b>16-13</b>	<b>11-5</b>	<b>5-6</b>	<b>0-2</b>
<b>CONFERENCE.....</b>	<b>7-9</b>	<b>4-4</b>	<b>3-5</b>	<b>0-0</b>
<b>NON-CONFERENCE.....</b>	<b>9-4</b>	<b>7-1</b>	<b>2-1</b>	<b>0-2</b>

##	Player	GP-GS	Min-Avg	TOTAL FG-FGA	Pct	3-PTS 3FG-FGA	Pct	FT-FTA	Pct	REBOUNDS		PF-FO	A	TO	Blk	Stl	Pts-Avg
										Off-Def	Tot-Avg						
13	Guillermo Diaz	29-29	996-34.3	190-417	.456	61-168	.363	97-137	.708	31-95	126-4.3	51-1	76	70	9	44	538-18.6
22	Robert Hite	29-28	969-33.4	179-429	.417	72-189	.381	71-82	.866	34-111	145-5.0	53-0	31	41	7	45	501-17.3
12	Anthony Harris	29-28	858-29.6	129-338	.382	52-157	.331	49-70	.700	16-56	72-2.5	55-1	133	87	2	13	359-12.4
34	William Frisby	28-23	667-23.8	89-199	.447	4-11	.364	61-73	.836	88-90	178-6.4	88-3	11	47	11	19	243-8.7
50	Anthony King	29-29	834-28.8	75-141	.532	0-0	.000	32-65	.492	97-134	231-8.0	59-2	19	32	86	21	182-6.3
02	Gary Hamilton	29-6	626-21.6	50-95	.526	0-0	.000	19-42	.452	80-104	184-6.3	75-4	25	37	17	24	119-4.1
03	Lee Butler	2-0	6-3.0	1-1	1.000	0-0	.000	3-6	.500	0-0	0-0.0	3-0	1	0	0	1	5-2.5
42	Raymond Hicks	23-0	147-6.4	16-32	.500	4-7	.571	4-9	.444	12-14	26-1.1	34-0	3	9	1	3	40-1.7
11	Eric Wilkins	29-1	305-10.5	18-50	.360	0-3	.000	8-17	.471	12-19	31-1.1	23-0	8	20	4	14	44-1.5
44	Keaton Copeland	2-0	6-3.0	1-1	1.000	1-1	1.000	0-0	.000	0-0	0-0.0	2-0	0	0	0	0	3-1.5
04	Antoine Mayhand	20-0	113-5.7	5-26	.192	3-17	.176	3-6	.500	2-8	10-0.5	9-0	4	5	2	6	16-0.8
55	Glenn Batemon	11-0	39-3.5	2-9	.222	0-0	.000	2-5	.400	4-5	9-0.8	9-0	1	2	0	2	6-0.5
10	Brandon Okpalobi	29-1	280-9.7	6-29	.207	0-7	.000	3-11	.273	4-19	23-0.8	23-0	25	20	0	17	15-0.5
21	Jonathan Stratton	2-0	4-2.0	0-1	.000	0-1	.000	0-0	.000	0-0	0-0.0	0-0	0	1	0	0	0-0.0
TM TEAM									53-59	112-3.9	0		5				
Total		29		761-1768	.430	197-561	.351	352-523	.673	433-714	1147-39.6	484-11	337	376	139	209	2071-71.4
Opponents		29		724-1700	.426	236-653	.361	336-508	.661	355-669	1024-35.3	503-7	369	398	117	170	2020-69.7

<b>SCORE BY PERIODS:</b>	<b>1st</b>	<b>2nd</b>	<b>OT</b>	<b>Total</b>
University of Miami	951	1107	13	2071
Opponents	952	1044	24	2020

<b>DEADBALL REBOUNDS:</b>	<b>OFF</b>	<b>DEF</b>	<b>TOTAL</b>
University of Miami	65	4	69
Opponents	75	11	86

## CONFERENCE GAMES ONLY

<b>RECORD:</b>	<b>OVERALL</b>	<b>HOME</b>	<b>AWAY</b>	<b>NEUTRAL</b>
<b>CONFERENCE.....</b>	<b>7-9</b>	<b>4-4</b>	<b>3-5</b>	<b>0-0</b>

##	Player	GP-GS	Min-Avg	TOTAL FG-FGA	Pct	3-PTS 3FG-FGA	Pct	FT-FTA	Pct	REBOUNDS		PF-FO	A	TO	Blk	Stl	Pts-Avg
										Off-Def	Tot-Avg						
13	Guillermo Diaz	16-16	562-35.1	113-248	.456	39-100	.390	66-95	.695	20-52	72-4.5	30-1	31	43	4	34	331-20.7
22	Robert Hite	16-15	540-33.8	88-224	.393	26-87	.299	43-50	.860	12-67	79-4.9	30-0	16	26	3	25	245-15.3
12	Anthony Harris	16-15	466-29.1	74-191	.387	25-80	.313	19-34	.559	12-30	42-2.6	32-0	74	47	0	6	192-12.0
34	William Frisby	16-16	401-25.1	49-115	.426	1-4	.250	36-42	.857	58-52	110-6.9	54-1	8	26	5	11	135-8.4
50	Anthony King	16-16	471-29.4	45-76	.592	0-0	.000	15-31	.484	48-62	110-6.9	34-1	9	18	46	11	105-6.6
02	Gary Hamilton	16-0	319-19.9	27-50	.540	0-0	.000	9-18	.500	38-45	83-5.2	42-1	6	21	11	14	63-3.9
42	Raymond Hicks	13-0	80-6.2	9-19	.474	2-3	.667	3-4	.750	7-8	15-1.2	22-0	2	4	1	1	23-1.8
11	Eric Wilkins	16-1	163-10.2	11-31	.355	0-1	.000	1-6	.167	5-8	13-0.8	15-0	2	10	1	10	23-1.4
10	Brandon Okpalobi	16-1	161-10.1	3-14	.214	0-1	.000	2-7	.286	2-14	16-1.0	13-0	13	12	0	11	8-0.5
04	Antoine Mayhand	11-0	52-4.7	2-10	.200	1-7	.143	0-2	.000	1-5	6-0.5	6-0	1	1	1	2	5-0.5
55	Glenn Batemon	4-0	10-2.5	0-2	.000	0-0	.000	0-0	.000	2-0	2-0.5	3-0	0	0	0	0	0-0.0
TM TEAM									29-26	55-3.4	0		4				
Total		16		421-980	.430	94-283	.332	194-289	.671	234-369	603-37.7	281-4	162	212	72	125	1130-70.6
Opponents		16		426-952	.447	138-375	.368	207-304	.681	207-374	581-36.3	275-6	221	225	65	92	1197-74.8

<b>SCORE BY PERIODS:</b>	<b>1st</b>	<b>2nd</b>	<b>OT</b>	<b>Total</b>
University of Miami	511	611	8	1130
Opponents	574	617	6	1197

<b>DEADBALL REBOUNDS:</b>	<b>OFF</b>	<b>DEF</b>	<b>TOTAL</b>
University of Miami	37	3	40
Opponents	44	9	53

# ● 2004-05 Team Game-by-Game

## MIAMI STATISTICS

Opponent	Date	Score	W/L	TOTAL		3-PTSR		FT-FTA	Pct	REBOUNDS		PF	A	TO	Blk	Stl	Pts-Avg
				FG-FGA	Pct	3FG-FGA	Pct			Off-Def	Tot-Avg						
WOFFORD	11-20-04	67-64	W	28-70	.400	7-16	.438	4-10	.400	23-34	57-57.0	11	10	18	9	7	67-67.0
SOUTH CAROLINA STATE	11-23-04	50-60	L	17-49	.347	8-23	.348	8-13	.615	11-21	32-44.5	20	14	16	8	4	50-58.5
vs Xavier	11-27-04	70-83	Lot	25-67	.373	8-21	.381	12-21	.571	17-28	45-44.7	20	18	12	4	3	70-62.3
FLORIDA ATLANTIC	11-29-04	84-68	W	33-67	.493	7-21	.333	11-15	.733	15-31	46-45.0	16	20	13	16	9	84-67.8
at Florida	12-04-04	72-65	W	25-51	.490	7-18	.389	15-20	.750	7-27	34-42.8	22	8	13	3	7	72-68.6
at Florida International	12-07-04	80-67	W	26-55	.473	12-25	.480	16-22	.727	8-22	30-40.7	18	14	11	1	9	80-70.5
MASSACHUSETTS	12-12-04	80-53	W	30-61	.492	13-22	.591	7-8	.875	15-25	40-40.6	8	17	12	5	3	80-71.9
STETSON	12-18-04	81-50	W	30-60	.500	6-23	.261	15-25	.600	18-29	47-41.4	16	15	13	2	6	81-73.0
TENNESSEE TECH	12-23-04	69-57	W	24-61	.393	5-21	.238	16-20	.800	19-26	45-41.8	7	13	16	3	11	69-72.6
APPALACHIAN STATE	12-30-04	80-63	W	33-68	.485	5-18	.278	9-19	.474	22-29	51-42.7	15	13	11	8	9	80-73.3
NORFOLK STATE	01-02-05	76-58	W	26-54	.481	6-21	.286	18-21	.857	10-25	35-42.0	14	16	12	4	9	76-73.5
at Georgia Tech	01-06-05	69-80	L	27-73	.370	4-20	.200	11-21	.524	21-25	46-42.3	17	9	10	4	6	69-73.2
NORTH CAROLINA STATE	01-09-05	67-66	W	27-58	.466	8-20	.400	5-10	.500	17-23	40-42.2	14	8	13	7	7	67-72.7
at Virginia	01-12-05	91-80	W	30-63	.476	6-18	.333	25-35	.714	14-25	39-41.9	15	14	10	6	8	91-74.0
FLORIDA STATE	01-15-05	64-63	W	22-53	.415	4-18	.222	16-22	.727	14-27	41-41.9	10	7	15	9	6	64-73.3
DUKE	01-19-05	83-92	L	35-77	.455	5-13	.385	8-10	.800	20-17	37-41.6	22	6	10	1	6	83-73.9
at North Carolina	01-22-05	67-87	L	24-67	.358	6-22	.273	13-17	.765	10-23	33-41.1	21	10	17	6	15	67-73.5
CLEMSON	01-26-05	69-65	W	28-57	.491	4-11	.364	9-17	.529	12-26	38-40.9	13	10	14	4	4	69-73.3
at Wake Forest	01-29-05	82-94	L	32-70	.457	13-25	.520	5-10	.500	19-17	36-40.6	22	15	15	1	11	82-73.7
VIRGINIA TECH	02-02-05	63-73	L	26-56	.464	4-15	.267	7-13	.538	11-21	32-40.2	18	9	15	4	7	63-73.2
MARYLAND	02-05-05	75-73	Wot	23-72	.319	9-28	.321	20-26	.769	17-29	46-40.5	20	10	9	6	12	75-73.3
at Clemson	02-12-05	83-77	W	32-55	.582	8-18	.444	11-16	.688	13-23	36-40.3	15	16	16	5	6	83-73.7
WAKE FOREST	02-15-05	63-68	L	26-66	.394	3-18	.167	8-12	.667	16-24	40-40.3	15	12	10	3	9	63-73.3
at Virginia Tech	02-19-05	58-71	L	20-50	.400	3-13	.231	15-20	.750	13-18	31-39.9	22	7	16	1	8	58-72.6
at Florida State	02-22-05	65-49	W	21-46	.457	8-16	.500	15-23	.652	8-32	40-39.9	17	13	12	4	6	65-72.3
GEORGIA TECH	02-26-05	72-76	L	25-57	.439	6-16	.375	16-25	.640	17-16	33-39.6	21	9	13	4	9	72-72.3
at Duke	03-03-05	59-83	L	23-60	.383	3-12	.250	10-12	.833	12-23	35-39.4	19	7	17	7	5	59-71.8
vs Virginia	03-10-05	65-66	L	20-64	.313	6-22	.273	19-28	.679	22-25	47-39.7	23	7	10	0	3	65-71.6
at South Carolina	03-15-05	67-69	L	23-61	.377	13-27	.481	8-12	.667	12-23	35-39.6	13	10	7	4	4	67-71.4
University of Miami		2071		761-1768	.430	197-561	.351	352-523	.673	433-714	1147-39.6	484	337	376	139	209	2071-71.4
Opponents		2020		724-1700	.426	236-653	.361	336-508	.661	355-669	1024-35.3	503	369	398	117	170	2020-69.7

## OPPONENT STATISTICS

Opponent	Date	Score	W/L	TOTAL		3-PTSR		FT-FTA	Pct	REBOUNDS		PF	A	TO	Blk	Stl	Pts-Avg
				FG-FGA	Pct	3FG-FGA	Pct			Off-Def	Tot-Avg						
WOFFORD	11-20-04	67-64	W	26-68	.382	7-19	.368	5-8	.625	10-22	32-32.0	16	14	12	1	7	64-64.0
SOUTH CAROLINA STATE	11-23-04	50-60	L	20-46	.435	5-13	.385	15-23	.652	11-23	34-33.0	16	8	13	3	10	60-62.0
vs Xavier	11-27-04	70-83	Lot	31-64	.484	8-25	.320	13-21	.619	10-32	42-36.0	19	18	9	5	7	83-69.0
FLORIDA ATLANTIC	11-29-04	84-68	W	27-74	.365	11-26	.423	3-11	.273	22-22	44-38.0	17	13	16	4	7	68-68.8
at Florida	12-04-04	72-65	W	23-56	.411	6-21	.286	13-19	.684	9-22	31-36.6	20	10	15	5	4	65-68.0
at Florida International	12-07-04	80-67	W	24-51	.471	3-11	.273	16-23	.696	10-26	36-36.5	19	13	14	3	7	67-67.8
MASSACHUSETTS	12-12-04	80-53	W	19-51	.373	11-31	.355	4-8	.500	10-16	26-35.0	13	10	15	5	6	53-65.7
STETSON	12-18-04	81-50	W	17-53	.321	6-16	.375	10-13	.769	8-18	26-33.9	21	8	15	2	7	50-63.8
TENNESSEE TECH	12-23-04	69-57	W	21-59	.356	10-24	.417	5-10	.500	14-20	34-33.9	15	12	16	4	6	57-63.0
APPALACHIAN STATE	12-30-04	80-63	W	21-62	.339	9-31	.290	12-16	.750	15-21	36-34.1	17	8	13	6	5	63-63.0
NORFOLK STATE	01-02-05	76-58	W	21-59	.356	7-22	.318	9-11	.818	14-18	32-33.9	17	12	16	2	6	58-62.5
at Georgia Tech	01-06-05	69-80	L	30-62	.484	7-18	.389	13-22	.591	13-27	40-34.4	17	18	11	4	3	80-64.0
NORTH CAROLINA STATE	01-09-05	67-66	W	24-51	.471	12-24	.500	6-12	.500	9-18	27-33.8	14	14	12	3	7	66-64.2
at Virginia	01-12-05	91-80	W	29-67	.433	8-24	.333	14-18	.778	14-24	38-34.1	25	11	19	2	1	80-65.3
FLORIDA STATE	01-15-05	64-63	W	25-63	.397	8-24	.333	5-5	1.000	11-20	31-33.9	16	10	11	1	5	63-65.1
DUKE	01-19-05	83-92	L	31-51	.608	10-21	.476	20-26	.769	6-24	30-33.7	14	9	12	3	4	92-66.8
at North Carolina	01-22-05	67-87	L	29-60	.483	5-20	.250	24-31	.774	12-32	44-34.3	15	20	19	5	12	67-68.0
CLEMSON	01-26-05	69-65	W	25-67	.373	7-26	.269	8-14	.571	20-22	42-34.7	18	9	16	5	6	65-67.8
at Wake Forest	01-29-05	82-94	L	36-59	.610	9-21	.429	13-22	.591	10-24	34-34.7	16	20	13	7	6	94-69.2
VIRGINIA TECH	02-02-05	63-73	L	28-56	.500	9-22	.409	8-15	.533	10-22	32-34.5	16	13	14	5	6	73-69.4
MARYLAND	02-05-05	75-73	Wot	24-63	.381	11-24	.458	14-22	.636	16-35	51-35.3	20	14	19	5	5	73-69.6
at Clemson	02-12-05	83-77	W	28-64	.438	10-26	.385	11-15	.733	16-15	31-35.1	17	14	13	5	8	77-69.9
WAKE FOREST	02-15-05	63-68	L	27-62	.435	6-19	.316	8-12	.667	14-27	41-35.4	15	15	14	3	5	68-69.8
at Virginia Tech	02-19-05	58-71	L	23-42	.548	7-14	.500	18-30	.600	7-18	25-35.0	20	17	13	4	6	71-69.9
at Florida State	02-22-05	65-49	W	18-64	.281	5-30	.167	8-12	.667	13-20	33-34.9	18	10	10	1	2	49-69.0
GEORGIA TECH	02-26-05	72-76	L	24-59	.407	10-29	.345	18-24	.750	21-21	42-35.2	20	11	16	4	8	76-69.3
at Duke	03-03-05	59-83	L	25-62	.403	14-33	.424	19-24	.792	15-25	40-35.3	14	16	13	8	8	83-69.8
vs Virginia	03-10-05	65-66	L	22-50	.440	8-22	.364	14-23	.609	6-27	33-35.2	25	9	12	6	4	66-69.7
at South Carolina	03-15-05	67-69	L	26-55	.473	7-17	.412	10-18	.556	9-28	37-35.3	13	13	7	6	2	69-69.7
Opponents		2020		724-1700	.426	236-653	.361	336-508	.661	355-669	1024-35.3	503	369	398	117	170	2020-69.7
University of Miami		2071		761-1768	.430	197-561	.351	352-523	.673	433-714	1147-39.6	484	337	376	139	209	2071-71.4

# ● 2004-05 Points-Rebounds-Assists

Opponent	Date	Score	WL	02 HAMILTON	03 BUTLER	04 MAYHAND	10 OKPALOBI	11 WILKINS	12 HARRIS	13 DIAZ	21 STRATTON	22 HITE
WOFFORD	11-20-04	67-64	W	8-15-4	DNP	6-0-0	2-0-1	6-1-0	12-3-2	13-3-2	DNP	12-1-0
SOUTH CAROLINA STATE	11-23-04	50-60	L	4-6-0	DNP	0-0-0	0-0-1	0-3-0	11-1-4	0-1-5	DNP	17-9-4
vs Xavier	11-27-04	70-83	LOT	1-5-3	DNP	0-0-0	0-0-0	0-1-0	13-2-5	16-6-7	DNP	20-7-2
FLORIDA ATLANTIC	11-29-04	84-68	W	2-4-2	DNP	0-1-0	0-1-0	2-2-1	2-2-10	27-4-4	DNP	38-5-2
at Florida	12-04-04	72-65	W	2-5-1	DNP	DNP	0-0-1	0-2-0	23-2-1	16-4-1	DNP	16-2-1
at Florida International	12-07-04	80-67	W	4-5-1	DNP	0-0-0	0-0-0	1-0-0	25-2-4	13-0-5	DNP	29-9-2
MASSACHUSETTS	12-12-04	80-53	W	2-6-1	DNP	2-0-1	0-1-2	4-3-1	16-2-7	20-5-4	DNP	18-5-0
STETSON	12-18-04	81-50	W	10-10-2	5-0-1	2-2-2	0-1-0	3-1-1	11-2-5	14-5-1	0-0-0	11-4-0
TENNESSEE TECH	12-23-04	69-57	W	2-7-2	DNP	0-0-0	0-1-2	0-0-1	14-2-4	14-6-2	DNP	19-6-0
APPALACHIAN STATE	12-30-04	80-63	W	12-12-0	0-0-0	1-1-0	4-0-0	3-3-1	9-5-7	15-4-3	0-0-0	18-5-2
NORFOLK STATE	01-02-05	76-58	W	3-8-2	DNP	DNP	0-1-3	0-1-0	9-1-6	18-5-3	DNP	22-4-1
at Georgia Tech	01-06-05	69-80	L	4-5-1	DNP	0-0-0	0-1-0	2-0-0	10-4-5	27-6-2	DNP	13-5-1
NORTH CAROLINA STATE	01-09-05	67-66	W	2-8-0	DNP	DNP	0-1-1	3-0-0	4-3-5	26-6-2	DNP	19-3-0
at Virginia	01-12-05	91-80	W	6-6-0	DNP	DNP	0-1-2	6-0-1	21-6-2	26-1-2	DNP	15-8-3
FLORIDA STATE	01-15-05	64-63	W	2-2-0	DNP	0-0-0	2-2-2	0-1-0	6-2-3	19-6-0	DNP	18-5-1
DUKE	01-19-05	83-92	L	8-6-0	DNP	DNP	1-2-1	0-0-0	15-1-3	25-7-1	DNP	6-3-0
at North Carolina	01-22-05	67-87	L	7-6-2	DNP	0-0-0	0-0-0	4-0-0	8-0-3	30-5-2	DNP	6-2-2
CLEMSON	01-26-05	69-65	W	6-8-1	DNP	DNP	0-0-0	2-1-0	15-3-6	12-5-0	DNP	21-4-1
at Wake Forest	01-29-05	82-94	L	0-3-1	DNP	0-0-0	0-0-1	0-2-0	28-2-9	21-4-3	DNP	18-8-1
VIRGINIA TECH	02-02-05	63-73	L	2-4-1	DNP	0-0-0	0-1-0	0-1-0	8-3-6	15-6-1	DNP	17-4-0
MARYLAND	02-05-05	75-73	WOT	0-5-0	DNP	0-1-0	0-3-2	0-1-0	5-3-5	27-4-2	DNP	17-7-1
at Clemson	02-12-05	83-77	W	5-3-0	DNP	0-2-0	0-1-1	0-0-0	15-3-5	14-2-7	DNP	24-5-3
WAKE FOREST	02-15-05	63-68	L	2-5-0	DNP	5-0-1	0-0-2	4-1-0	14-3-5	20-2-1	DNP	6-5-1
at Virginia Tech	02-19-05	58-71	L	3-2-0	DNP	0-1-0	0-1-0	0-1-0	10-0-5	12-7-1	DNP	11-2-0
at Florida State	02-22-05	65-49	W	2-5-0	DNP	0-0-0	1-1-0	0-3-1	13-2-4	19-7-3	DNP	17-8-1
GEORGIA TECH	02-26-05	72-76	L	8-5-0	DNP	DNP	0-2-1	2-1-0	8-4-3	24-2-3	DNP	20-5-1
at Duke	03-03-05	59-83	L	6-10-0	DNP	0-2-0	4-0-0	0-1-0	12-3-5	14-2-1	DNP	17-5-0
vs Virginia	03-10-05	65-66	L	4-6-1	DNP	DNP	1-1-0	0-0-0	8-4-3	20-5-3	DNP	13-6-0
at South Carolina	03-15-05	67-69	L	2-12-0	DNP	DNP	0-1-2	2-1-1	14-2-1	21-6-5	DNP	23-3-1

Opponent	Date	Score	WL	34 FRISBY	42 HICKS	44 COPELAND	50 KING	55 BATEMON
WOFFORD	11-20-04	67-64	W	DNP	0-5-0	DNP	8-19-0	0-4-1
SOUTH CAROLINA STATE	11-23-04	50-60	L	18-5-0	0-0-0	DNP	0-3-0	DNP
vs Xavier	11-27-04	70-83	LOT	14-6-0	2-0-0	DNP	4-11-1	0-0-0
FLORIDA ATLANTIC	11-29-04	84-68	W	2-5-1	0-1-0	DNP	11-10-0	DNP
at Florida	12-04-04	72-65	W	6-6-1	DNP	DNP	9-10-2	0-0-0
at Florida International	12-07-04	80-67	W	0-3-0	DNP	DNP	6-7-2	2-0-0
MASSACHUSETTS	12-12-04	80-53	W	14-8-1	2-1-0	DNP	2-9-0	0-0-0
STETSON	12-18-04	81-50	W	8-5-0	4-1-1	3-0-0	7-7-2	3-2-0
TENNESSEE TECH	12-23-04	69-57	W	15-9-0	DNP	DNP	5-11-2	DNP
APPALACHIAN STATE	12-30-04	80-63	W	8-4-0	2-1-0	0-0-0	7-11-0	1-1-0
NORFOLK STATE	01-02-05	76-58	W	13-6-0	0-0-0	DNP	11-5-1	DNP
at Georgia Tech	01-06-05	69-80	L	6-13-0	0-0-0	DNP	7-8-0	0-1-0
NORTH CAROLINA STATE	01-09-05	67-66	W	4-7-0	DNP	DNP	9-10-0	DNP
at Virginia	01-12-05	91-80	W	12-9-1	0-0-0	DNP	5-7-3	0-0-0
FLORIDA STATE	01-15-05	64-63	W	9-12-1	DNP	DNP	8-5-0	DNP
DUKE	01-19-05	83-92	L	18-6-0	DNP	DNP	10-10-1	DNP
at North Carolina	01-22-05	67-87	L	6-6-1	3-6-0	DNP	3-5-0	0-0-0
CLEMSON	01-26-05	69-65	W	11-8-1	0-1-1	DNP	2-5-0	DNP
at Wake Forest	01-29-05	82-94	L	8-8-0	3-2-0	DNP	4-5-0	0-1-0
VIRGINIA TECH	02-02-05	63-73	L	7-2-1	2-0-0	DNP	12-8-0	DNP
MARYLAND	02-05-05	75-73	WOT	15-2-0	2-3-0	DNP	9-8-0	DNP
at Clemson	02-12-05	83-77	W	4-5-0	7-1-0	DNP	14-12-0	DNP
WAKE FOREST	02-15-05	63-68	L	4-7-0	2-1-1	DNP	6-9-1	DNP
at Virginia Tech	02-19-05	58-71	L	12-8-1	2-1-0	DNP	8-6-0	DNP
at Florida State	02-22-05	65-49	W	11-6-1	0-0-0	DNP	2-3-3	DNP
GEORGIA TECH	02-26-05	72-76	L	4-6-1	0-0-0	DNP	6-5-0	DNP
at Duke	03-03-05	59-83	L	4-5-0	2-0-0	DNP	0-4-1	DNP
vs Virginia	03-10-05	65-66	L	8-6-0	7-2-0	DNP	4-14-0	DNP
at South Carolina	03-15-05	67-69	L	2-5-0	0-0-0	DNP	3-4-0	DNP



# ● 2004-05 Game-by-Game Highs

Opponent	Date	Score	WL	POINTS	REBOUNDS	ASSISTS	STEALS	BLOCKED SHOTS
WOFFORD	11-20-04	67-64	W	13-Guillermo Diaz	19-Anthony King	4-Gary Hamilton	2-Robert Hite 2-Anthony King	4-Anthony King
SOUTH CAROLINA STATE vs Xavier	11-23-04	50-60	L	18-William Frisby	9-Robert Hite	5-Guillermo Diaz	2-Robert Hite	3-Guillermo Diaz
	11-27-04	70-83	LOT	20-Robert Hite	11-Anthony King	7-Guillermo Diaz	1-Guillermo Diaz 1-Gary Hamilton 1-Robert Hite	3-Anthony King
FLORIDA ATLANTIC at Florida	11-29-04	84-68	W	38-Robert Hite	10-Anthony King	10-Anthony Harris	3-Guillermo Diaz	13-Anthony King
	12-04-04	72-65	W	23-Anthony Harris	10-Anthony King	2-Anthony King	2-Brandon Okpalobi 2-William Frisby	3-Anthony King
at Florida International MASSACHUSETTS	12-07-04	80-67	W	29-Robert Hite	9-Robert Hite	5-Guillermo Diaz	3-Robert Hite	1-Anthony King
	12-12-04	80-53	W	20-Guillermo Diaz	9-Anthony King	7-Anthony Harris	1-Anthony Harris 1-Guillermo Diaz 1-Antoine Mayhand 1-Raymond Hicks 1-Brandon Okpalobi 1-Glenn Batemon 1-Anthony King 1-Eric Wilkins 1-Anthony Harris	3-Anthony King
STETSON	12-18-04	81-50	W	14-Guillermo Diaz	10-Gary Hamilton	5-Anthony Harris	1-Guillermo Diaz 1-Antoine Mayhand 1-Raymond Hicks 1-Brandon Okpalobi 1-Glenn Batemon 1-Anthony King 1-Eric Wilkins 1-Anthony Harris	1-Anthony King 1-Gary Hamilton
TENNESSEE TECH APPALACHIAN STATE	12-23-04	69-57	W	19-Robert Hite	11-Anthony King	4-Anthony Harris	5-Robert Hite	2-Anthony King
	12-30-04	80-63	W	18-Robert Hite	12-Gary Hamilton	7-Anthony Harris	2-Robert Hite 2-William Frisby	3-Anthony King
NORFOLK STATE	01-02-05	76-58	W	22-Robert Hite	8-Gary Hamilton	6-Anthony Harris	2-William Frisby 2-Anthony Harris 2-Anthony King 2-Brandon Okpalobi	2-Anthony King
at Georgia Tech NORTH CAROLINA STATE at Virginia	01-06-05	69-80	L	27-Guillermo Diaz	13-William Frisby	5-Anthony Harris	3-Guillermo Diaz	3-Anthony King
	01-09-05	67-66	W	26-Guillermo Diaz	10-Anthony King	5-Anthony Harris	4-Robert Hite	4-Anthony King
	01-12-05	91-80	W	26-Guillermo Diaz	9-William Frisby	3-Robert Hite 3-Anthony King 3-Anthony Harris	3-Robert Hite	4-Anthony King
FLORIDA STATE	01-15-05	64-63	W	19-Guillermo Diaz	12-William Frisby	3-Anthony Harris	2-William Frisby 2-Guillermo Diaz	6-Anthony King
DUKE	01-19-05	83-92	L	25-Guillermo Diaz	10-Anthony King	3-Anthony Harris	2-Robert Hite 2-Guillermo Diaz	1-Gary Hamilton
at North Carolina	01-22-05	67-87	L	30-Guillermo Diaz	6-William Frisby 6-Gary Hamilton 6-Raymond Hicks 8-William Frisby 8-Gary Hamilton 8-Robert Hite	3-Anthony Harris	4-Guillermo Diaz	4-Anthony King
CLEMSON	01-26-05	69-65	W	21-Robert Hite	8-William Frisby 8-Gary Hamilton 8-Robert Hite	6-Anthony Harris	2-Guillermo Diaz	3-Anthony King
at Wake Forest	01-29-05	82-94	L	28-Anthony Harris	8-William Frisby 8-Robert Hite	9-Anthony Harris	4-Guillermo Diaz	1-William Frisby
VIRGINIA TECH	02-02-05	63-73	L	17-Robert Hite	8-Anthony King	6-Anthony Harris	3-Guillermo Diaz	2-Anthony King
MARYLAND	02-05-05	75-73	WOT	27-Guillermo Diaz	8-Anthony King	5-Anthony Harris	4-Guillermo Diaz	5-Anthony King
at Clemson	02-12-05	83-77	W	24-Robert Hite	12-Anthony King	7-Guillermo Diaz	2-Robert Hite	3-Anthony King
WAKE FOREST	02-15-05	63-68	L	20-Guillermo Diaz	9-Anthony King	5-Anthony Harris	2-Brandon Okpalobi 2-William Frisby 3-Robert Hite	3-Anthony King
at Virginia Tech	02-19-05	58-71	L	12-William Frisby 12-Guillermo Diaz	8-William Frisby	5-Anthony Harris	3-Robert Hite	1-Guillermo Diaz
at Florida State GEORGIA TECH	02-22-05	65-49	W	19-Guillermo Diaz	8-Robert Hite	4-Anthony Harris	3-William Frisby	3-Anthony King
	02-26-05	72-76	L	24-Guillermo Diaz	6-William Frisby	3-Guillermo Diaz 3-Anthony Harris	4-Guillermo Diaz	2-Anthony King
at Duke vs Virginia	03-03-05	59-83	L	17-Robert Hite	10-Gary Hamilton	5-Anthony Harris	2-Gary Hamilton	4-Anthony King
	03-10-05	65-66	L	20-Guillermo Diaz	14-Anthony King	3-Anthony Harris 3-Guillermo Diaz	1-Robert Hite 1-Anthony Harris 1-Anthony King 1-Robert Hite 1-Gary Hamilton 1-William Frisby 1-Guillermo Diaz	None
at South Carolina	03-15-05	67-69	L	23-Robert Hite	12-Gary Hamilton	5-Guillermo Diaz		3-Anthony King



# ● 2004-05 Superlatives

## University of Miami - INDIVIDUAL GAME HIGHS

POINTS	38	Robert Hite vs Florida Atlantic (11-29-04)
FIELD GOALS MADE	14	Robert Hite vs Florida Atlantic (11-29-04)
FIELD GOAL ATTEMPTS	24	Robert Hite vs Florida Atlantic (11-29-04)
FG PCT (min 5 made)	1.000 (5-5)	Anthony King vs Virginia Tech (02-02-05)
3 PT FG MADE	7	Robert Hite at Florida International (12-07-04)
3 PT FG ATTEMPTS	12	Robert Hite vs Florida Atlantic (11-29-04)
3-PT FG PCT (min 2 made)	.833 (5-6)	Robert Hite vs Massachusetts (12-12-04)
FREE THROWS MADE	10	Guillermo Diaz vs Virginia (03-10-05)
	10	Guillermo Diaz at Virginia (01-12-05)
FREE THROW ATT	12	Guillermo Diaz vs Virginia (03-10-05)
	12	Guillermo Diaz vs Maryland (02-05-05)
FT PCT (min 3 made)	1.000 (10-10)	Guillermo Diaz at Virginia (01-12-05)
REBOUNDS	19	Anthony King vs Wofford (11-20-04)
ASSISTS	10	Anthony Harris vs Florida Atlantic (11-29-04)
STEALS	5	Robert Hite vs Tennessee Tech (12-23-04)
BLOCKED SHOTS	13	Anthony King vs Florida Atlantic (11-29-04)
TURNOVERS	6	Anthony Harris at Duke (03-03-05)
	6	Guillermo Diaz vs Georgia Tech (02-26-05)
	6	Anthony Harris at Florida State (02-22-05)
	6	Anthony Harris at North Carolina (01-22-05)
MINUTES	43	Guillermo Diaz vs. Xavier (11-27-04)

## University of Miami - TEAM GAME HIGHS

POINTS	91	at Virginia (01-12-05)
FIELD GOALS MADE	35	vs Duke (01-19-05)
FIELD GOAL ATTEMPTS	77	vs Duke (01-19-05)
FIELD GOAL PERCENTAGE	.582 (32-55)	at Clemson (02-12-05)
3 PT FIELD GOALS MADE	13	at South Carolina (03-15-05)
	13	at Wake Forest (01-29-05)
	13	vs Massachusetts (12-12-04)
3 PT FG ATTEMPTS	28	vs Maryland (02-05-05)
3 PT FG PERCENTAGE	.591 (13-22)	vs Massachusetts (12-12-04)
FREE THROWS MADE	25	at Virginia (01-12-05)
FREE THROW ATTEMPTS	35	at Virginia (01-12-05)
FREE THROW PERCENTAGE	.875 (7-8)	vs Massachusetts (12-12-04)
REBOUNDS	57	vs Wofford (11-20-04)
ASSISTS	20	vs Florida Atlantic (11-29-04)
STEALS	15	at North Carolina (01-22-05)
BLOCKED SHOTS	16	vs Florida Atlantic (11-29-04)
TURNOVERS	18	vs Wofford (11-20-04)
FOULS	23	vs Virginia (03-10-05)

## University of Miami - GAME LOWS

POINTS	50	vs South Carolina State (11-23-04)
FIELD GOALS MADE	17	vs South Carolina State (11-23-04)
FIELD GOAL ATTEMPTS	46	at Florida State (02-22-05)
FIELD GOAL PERCENTAGE	.313 (20-64)	vs Virginia (03-10-05)
3 PT FIELD GOALS MADE	3	vs Wake Forest (02-15-05)
	3	at Virginia Tech (02-19-05)
	3	at Duke (03-03-05)
3 PT FG ATTEMPTS	11	vs Clemson (01-26-05)
3 PT FG PERCENTAGE	.167 (3-18)	vs Wake Forest (02-15-05)
FREE THROWS MADE	4	vs Wofford (11-20-04)
FREE THROW ATTEMPTS	8	vs Massachusetts (12-12-04)
FREE THROW PERCENTAGE	.400 (4-10)	vs Wofford (11-20-04)
REBOUNDS	30	at Florida International (12-07-04)
ASSISTS	6	vs Duke (01-19-05)
STEALS	3	vs Xavier (11-27-04)
	3	vs Massachusetts (12-12-04)
	3	vs Virginia (03-10-05)
BLOCKED SHOTS	0	vs Virginia (03-10-05)
TURNOVERS	7	at South Carolina (03-15-05)
FOULS	7	vs Tennessee Tech (12-23-04)

## Opponent - INDIVIDUAL GAME HIGHS

POINTS	32	J.R. Reynolds, Virginia (3-10-05)
FIELD GOALS MADE	11	Sheldon Williams, Duke (1-19-05)
	11	Eric Williams, Wake Forest (1-29-05)
FIELD GOAL ATTEMPTS	21	Howard Wilkerson, Wofford (11-20-04)
FG PCT (min 5 made)	.916 (11-12)	Sheldon Williams, Duke (1-19-05)
3 PT FG MADE	6	Quinton Young, Florida Atlantic (11-29-04)
	6	J.J. Redick, Duke (3-3-05)
3 PT FG ATTEMPTS	12	Dedrick Finn, Xavier (11-27-04)
	12	J.J. Redick, Duke (3-3-05)
3-PT FG PCT (min 2 made)	1.000 (2-2)	Anthony Fisher, Tennessee Tech (12-23-04)
FREE THROWS MADE	9	Sean May, North Carolina (1-22-05)
FREE THROW ATT	13	Sean May, North Carolina (1-22-05)
FT PCT (min 3 made)	1.000 (8-8)	Sheldon Williams, Duke (1-19-05)
REBOUNDS	15	Robert Williams, Florida Atlantic (11-29-04)
	15	Sean May, North Carolina (1-22-05)
	15	Sharrod Ford, Clemson (1-26-05)
ASSISTS	10	Daniel Ewing, Duke (3-3-05)
STEALS	4	Derrick Davis, South Carolina State (11-23-05)
BLOCKED SHOTS	5	Stephane Lasme, Massachusetts (12-12-04)
TURNOVERS	7	Rashaun Freeman, Massachusetts (12-12-05)
MINUTES	40	Daniel Ewing, Duke (1-19-05)
	40	Carlos Dixon, Virginia Tech (2-2-05)
	40	Jamon Gordon, Virginia Tech (2-19-05)

## Opponent - GAME HIGHS

POINTS	94	at Wake Forest (01-29-05)
FIELD GOALS MADE	36	at Wake Forest (01-29-05)
FIELD GOAL ATTEMPTS	74	vs Florida Atlantic (11-29-04)
FIELD GOAL PERCENTAGE	.610 (36-59)	at Wake Forest (01-29-05)
3 PT FIELD GOALS MADE	14	at Duke (03-03-05)
3 PT FG ATTEMPTS	33	at Duke (03-03-05)
3 PT FG PERCENTAGE	.500 (12-24)	vs North Carolina State (01-09-05)
FREE THROWS MADE	24	at North Carolina (01-22-05)
FREE THROW ATTEMPTS	31	at North Carolina (01-22-05)
FREE THROW PERCENTAGE	1.000 (5-5)	vs Florida State (01-15-05)
REBOUNDS	51	vs Maryland (02-05-05)
ASSISTS	20	at Wake Forest (01-29-05)
	20	at North Carolina (01-22-05)
STEALS	12	at North Carolina (01-22-05)
BLOCKED SHOTS	8	at Duke (03-03-05)
TURNOVERS	19	vs Maryland (02-05-05)
	19	at North Carolina (01-22-05)
	19	at Virginia (01-12-05)
FOULS	25	vs Virginia (03-10-05)
	25	at Virginia (01-12-05)

## Opponent - GAME LOWS

POINTS	49	at Florida State (02-22-05)
FIELD GOALS MADE	17	vs Stetson (12-18-04)
FIELD GOAL ATTEMPTS	42	at Virginia Tech (02-19-05)
FIELD GOAL PERCENTAGE	.281 (18-64)	at Florida State (02-22-05)
3 PT FIELD GOALS MADE	3	at Florida International (12-07-04)
3 PT FG ATTEMPTS	11	at Florida International (12-07-04)
3 PT FG PERCENTAGE	.167 (5-30)	at Florida State (02-22-05)
FREE THROWS MADE	3	vs Florida Atlantic (11-29-04)
FREE THROW ATTEMPTS	5	vs Florida State (01-15-05)
FREE THROW PERCENTAGE	.273 (3-11)	vs Florida Atlantic (11-29-04)
REBOUNDS	25	at Virginia Tech (02-19-05)
ASSISTS	8	vs South Carolina State (11-23-04)
	8	vs Stetson (12-18-04)
	8	vs Appalachian State (12-30-04)
STEALS	1	at Virginia (01-12-05)
BLOCKED SHOTS	1	vs Wofford (11-20-04)
	1	vs Florida State (01-15-05)
	1	at Florida State (02-22-05)
TURNOVERS	7	at South Carolina (03-15-05)
FOULS	13	vs Massachusetts (12-12-04)
	13	at South Carolina (03-15-05)

# ● 2004-05 Final ACC Standings

STANDINGS	W	CONFERENCE L	Pct	PF	PA	W	L	OVERALL Pct	PF	PA
North Carolina	14	2	.875	87.0	69.6	33	4	.892	88.0	70.3
Wake Forest	13	3	.813	87.3	75.8	27	6	.818	84.9	74.0
Duke	11	5	.688	80.7	71.8	27	6	.818	78.2	65.2
Virginia Tech	8	8	.500	67.2	73.0	16	14	.533	68.5	68.7
Georgia Tech	8	8	.500	72.8	73.4	20	12	.625	74.1	66.7
<b>Miami</b>	<b>7</b>	<b>9</b>	<b>.438</b>	<b>70.6</b>	<b>74.8</b>	<b>16</b>	<b>13</b>	<b>.552</b>	<b>71.4</b>	<b>69.7</b>
NC State	7	9	.438	71.2	70.2	21	14	.600	73.1	66.1
Maryland	7	9	.438	79.6	83.3	19	13	.594	81.9	76.0
Clemson	5	11	.313	68.2	74.6	16	16	.500	71.7	69.3
Florida State	4	12	.250	66.6	73.8	12	19	.387	68.6	70.0
Virginia	4	12	.250	70.1	81.0	14	15	.483	72.8	76.0

## 2005 ACC Tournament Results

### First Round - Thursday, March 10

Clemson 84, Maryland 72  
NC State 70, Florida State 54  
Virginia 56, Miami 55

### Quarterfinals - Friday, March 11

North Carolina 88, Clemson 81  
Georgia Tech 73, Virginia Tech 54  
NC State 81, Wake Forest 65  
Duke 76, Virginia 64

### Semifinals - Saturday, March 12

Georgia Tech 78, North Carolina 75  
Duke 76, NC State 69

### Championship - Sunday, March 13

Duke 69, Georgia Tech 64

## 2005 ACC All-Tournament Selections

### First Team

J.J. Redick, Duke - Tournament MVP  
Shelden Williams, Duke  
Will Bynum, Georgia Tech  
Daniel Ewing, Duke  
Raymond Felton, North Carolina

### Second Team

Julius Hodge, NC State  
J.R. Reynolds, Virginia  
Shawan Robinson, Clemson  
Ilian Evtimov, NC State  
Jarrett Jack, Georgia Tech

## 2004-05 ACC Awards

Player of the Year: ..... J.J. Reddick, Duke  
Coach of the Year: ..... Seth Greenberg, Virginia Tech  
Rookie of the Year: ..... Marvin Williams, North Carolina  
Defensive Player of the Year: ..... Shelden Williams, Duke

## 2004-05 ALL-ACC (First Team Votes)

### First Team

J.J. Redick, Duke\* (121) ..... 363  
Chris Paul, Wake Forest (113) ..... 355  
Sean May, North Carolina (111) ..... 353  
Shelden Williams, Duke (111) ..... 353  
Raymond Felton, North Carolina (82) ..... 311  
\*unanimous 1st-team

### Second Team

**Guillermo Diaz, Miami (19)** ..... **243**  
Julius Hodge, NC State (22) ..... 227  
Eric Williams, Wake Forest (7) ..... 222  
Jarrett Jack, Georgia Tech (9) ..... 200  
Justin Gray, Wake Forest (2) ..... 184

### Third Team

Rashad McCants, North Carolina (7) ..... 170  
Sharrod Ford, Clemson (1) ..... 131  
Nik Caner-Medley, Maryland ..... 110  
Daniel Ewing, Duke ..... 102  
Jawad Williams, North Carolina ..... 83

### Honorable Mention (25 or more points)

Zabian Dowdell, Virginia Tech ..... 64  
John Gilchrist, Maryland ..... 50  
**Robert Hite, Miami** ..... **27**  
Marvin Williams, North Carolina ..... 25

## 2004-05 All-Defensive Team

Shelden Williams, Duke\* ..... 121  
Chris Paul, Wake Forest ..... 76  
**Anthony King, Miami** ..... **59**  
Jackie Manuel, North Carolina ..... 59  
Jamon Gordon, Virginia Tech ..... 46  
\*unanimous selection

### Honorable Mention (25 or more votes)

Raymond Felton, North Carolina ..... 43  
Sharrod Ford, Clemson ..... 30

## 2004-05 All-Freshman Team

Marvin Williams, North Carolina\* ..... 121  
Sean Singletary, Virginia ..... 119  
Cliff Hammonds, Clemson ..... 107  
DeMarcus Nelson, Duke ..... 77  
Deron Washington, Virginia Tech ..... 66  
\*unanimous selection

### Honorable Mention (25 or more votes)

Andrew Brackman, NC State ..... 43

# ● 2004-05 ACC Individual Basketball Statistics

## (All games)

To be ranked, a player must appear in at least 75.0% of their team's games.

### SCORING

Player-Team	Cl	G	FG	3FG	FT	Pts	Avg/G
1. J.J. Redick-DU	JR	33	202	121	196	721	21.8
2. <b>Guillermo Diaz-UM</b>	SO	29	190	61	97	538	18.6
3. Sean May-NC	JR	37	228	0	191	647	17.5
4. <b>Robert Hite-UM</b>	JR	29	179	72	71	501	17.3
5. Julius Hodge-ST	SR	34	197	14	169	577	17.0
6. Devin Smith-VA	SR	26	152	63	62	429	16.5
7. Eric Williams-WF	JR	33	201	0	128	530	16.1
8. Rashad McCants-NC	JR	33	183	71	91	528	16.0
9. Justin Gray-WF	JR	33	171	92	93	527	16.0
10. Nik Caner-Medley-MD	JR	32	188	43	92	511	16.0
11. Shelden Williams-DU	JR	33	191	0	131	513	15.5
12. Jarrett Jack-GT	JR	32	164	46	123	497	15.5
13. Daniel Ewing-DU	SR	33	181	69	74	505	15.3
14. Chris Paul-WF	SO	32	143	46	156	488	15.3
15. Sharrod Ford-CU	SR	32	185	0	107	477	14.9
16. Zabian Dowdell-VT	SO	30	154	66	57	431	14.4
17. Chris McCray-MD	JR	31	149	38	102	438	14.1
18. John Gilchrist-MD	JR	28	127	36	98	388	13.9
19. Carlos Dixon-VT	SR	30	150	54	61	415	13.8
20. Jawad Williams-NC	SR	37	178	40	87	483	13.1
21. Raymond Felton-NC	JR	36	150	70	94	464	12.9
22. Elton Brown-VA	SR	29	144	1	62	371	12.8
23. Will Bynum-GT	SR	32	128	49	96	401	12.5
24. Von Wafer-FS	SO	29	124	65	49	362	12.5
25. <b>Anthony Harris-UM</b>	SO	29	129	52	49	359	12.4

### REBOUNDING

Player-Team	Cl	G	OFF	DEF	TOT	Avg/G
1. Shelden Williams-DU	JR	33	127	242	369	11.2
2. Sean May-NC	JR	37	142	255	397	10.7
3. Sharrod Ford-CU	SR	32	110	151	261	8.2
4. Elton Brown-VA	SR	29	75	161	236	8.1
5. <b>Anthony King-UM</b>	SO	29	97	134	231	8.0
6. Eric Williams-WF	JR	33	93	162	255	7.7
7. Luke Schenscher-GT	SR	32	84	151	235	7.3
8. Coleman Collins-VT	SO	28	94	101	195	7.0
9. Julius Hodge-ST	SR	34	85	140	225	6.6
10. Marvin Williams-NC	FR	36	65	171	236	6.6
11. Travis Garrison-MD	JR	32	76	131	207	6.5
12. Jamaal Levy-WF	SR	33	85	126	211	6.4
13. <b>William Frisby-UM</b>	SR	28	88	90	178	6.4
14. <b>Gary Hamilton-UM</b>	JR	29	80	104	184	6.3
15. Ekene Ibekwe-MD	SO	30	65	124	189	6.3
16. Nik Caner-Medley-MD	JR	32	65	133	198	6.2
17. Devin Smith-VA	SR	26	35	123	158	6.1
18. John Gilchrist-MD	JR	28	46	97	143	5.1
19. Jamon Gordon-VT	SO	29	46	102	148	5.1
20. Isma'il Muhammad-GT	SR	29	55	91	146	5.0
21. <b>Robert Hite-UM</b>	JR	29	34	111	145	5.0
22. Jarrett Jack-GT	JR	32	9	146	155	4.8
23. Deron Washington-VT	FR	30	59	78	137	4.6
24. DeMarcus Nelson-DU	FR	33	59	91	150	4.5
25. Carlos Dixon-VT	SR	30	36	100	136	4.5

### FIELD GOAL PCT (Min. 5.0 made per game)

Player-Team	Cl	G	FG	FGA	Pct
1. Eric Williams-WF	JR	33	201	319	.630
2. Shelden Williams-DU	JR	33	191	328	.582
3. Sean May-NC	JR	37	228	402	.567
4. Jarrett Jack-GT	JR	32	164	319	.514
5. Sharrod Ford-CU	SR	32	185	361	.512
6. Julius Hodge-ST	SR	34	197	400	.493
7. Rashad McCants-NC	JR	33	183	374	.489
8. Nik Caner-Medley-MD	JR	32	188	409	.460
9. <b>Guillermo Diaz-UM</b>	SO	29	190	417	.456
10. Zabian Dowdell-VT	SO	30	154	343	.449
11. Devin Smith-VA	SR	26	152	339	.448
12. Carlos Dixon-VT	SR	30	150	336	.446
13. Justin Gray-WF	JR	33	171	395	.433
14. Daniel Ewing-DU	SR	33	181	424	.427
15. <b>Robert Hite-UM</b>	JR	29	179	429	.417

### ASSISTS

Player-Team	Cl	G	Assists	Avg/G
1. Raymond Felton-NC	JR	36	249	6.92
2. Chris Paul-WF	SO	32	212	6.63
3. John Gilchrist-MD	JR	28	153	5.46
4. Julius Hodge-ST	SR	34	162	4.76
5. <b>Anthony Harris-UM</b>	SO	29	133	4.59
6. Jarrett Jack-GT	JR	32	145	4.53
7. Jamon Gordon-VT	SO	29	120	4.14
8. Daniel Ewing-DU	SR	33	132	4.00
9. Sean Singletary-VA	FR	29	113	3.90
10. T.J. Bannister-VA	SO	29	108	3.72
11. Chris McCray-MD	JR	31	99	3.19
12. Todd Gallowsay-FS	JR	31	92	2.97
13. Shawn Robinson-CU	JR	32	94	2.94
14. Vernon Hamilton-CU	SO	32	92	2.88
15. Cliff Hammonds-CU	FR	32	88	2.75

### FREE THROW PCT

(Min. 2.5 made per game)

Player-Team	Cl	G	FTM	FTA	Pct
1. J.J. Redick-DU	JR	33	196	209	.938
2. Chris McCray-MD	JR	31	102	113	.903
3. Jarrett Jack-GT	JR	32	123	142	.866
4. Marvin Williams-NC	FR	36	138	163	.847
5. Chris Paul-WF	SO	32	156	187	.834
6. Travis Garrison-MD	JR	32	86	105	.819
7. Justin Gray-WF	JR	33	93	118	.788
8. Nik Caner-Medley-MD	JR	32	92	120	.767
9. Will Bynum-GT	SR	32	96	126	.762
10. Sean May-NC	JR	37	191	252	.758
11. John Gilchrist-MD	JR	28	98	132	.742
12. Rashad McCants-NC	JR	33	91	126	.722
13. <b>Guillermo Diaz-UM</b>	SO	29	97	137	.708
14. Raymond Felton-NC	JR	36	94	134	.701
15. Julius Hodge-ST	SR	34	169	253	.668

### STEALS

Player-Team	Cl	G	Steals	Avg/G
1. Chris Paul-WF	SO	32	76	2.38
2. Jamon Gordon-VT	SO	29	67	2.31
3. Vernon Hamilton-CU	SO	32	68	2.13
4. Raymond Felton-NC	JR	36	72	2.00
5. Daniel Ewing-DU	SR	33	65	1.97
6. Chris McCray-MD	JR	31	58	1.87
7. Jarrett Jack-GT	JR	32	58	1.81
8. Carlos Dixon-VT	SR	30	54	1.80
9. Sean Singletary-VA	FR	29	48	1.66
10. Engin Altur-ST	SO	35	57	1.63
11. Zabian Dowdell-VT	SO	30	48	1.60
12. Sean Dockery-JR	JR	27	43	1.59
13. <b>Robert Hite-UM</b>	JR	29	45	1.55
14. Tony Bethel-ST	JR	27	41	1.52
15. <b>Guillermo Diaz-UM</b>	SO	29	44	1.52

### 3-POINT FG PCT

(Min. 1.5 made per game)

Player-Team	Cl	G	3FG	FGA	Pct
1. Raymond Felton-NC	JR	36	70	159	.440
2. Ilian Evtimov-ST	JR	35	66	155	.426
3. Zabian Dowdell-VT	SO	30	66	156	.423
4. Rashad McCants-NC	JR	33	71	168	.423
5. Taron Downey-WF	SR	33	54	129	.419
6. Carlos Dixon-VT	SR	30	54	131	.412
7. Justin Gray-WF	JR	33	92	227	.405
8. Shawn Robinson-CU	JR	32	69	171	.404
9. J.J. Redick-DU	JR	33	121	300	.403
10. Von Wafer-FS	SO	29	65	164	.396
11. Lee Melchionni-DU	JR	33	57	144	.396
12. Engin Altur-ST	SO	35	67	175	.383
13. <b>Robert Hite-UM</b>	JR	29	72	189	.381
14. <b>Guillermo Diaz-UM</b>	SO	29	61	168	.363
15. Cliff Hammonds-CU	FR	32	60	166	.361

### 3-POINT FG MADE

Player-Team	Cl	G	3FG	Avg/G
1. J.J. Redick-DU	JR	33	121	3.67
2. Justin Gray-WF	JR	33	92	2.79
3. <b>Robert Hite-UM</b>	JR	29	72	2.48
4. Devin Smith-VA	SR	26	63	2.42
5. Von Wafer-FS	SO	29	65	2.24
6. Zabian Dowdell-VT	SO	30	66	2.20
7. Shawn Robinson-CU	JR	32	69	2.16
8. Rashad McCants-NC	JR	33	71	2.15
9. <b>Guillermo Diaz-UM</b>	SO	29	61	2.10
10. Daniel Ewing-DU	SR	33	69	2.09
11. Raymond Felton-NC	JR	36	70	1.94
12. Engin Altur-ST	SO	35	67	1.91
13. Ilian Evtimov-ST	JR	35	66	1.89
14. Cliff Hammonds-CU	FR	32	60	1.88
15. Carlos Dixon-VT	SR	30	54	1.80

### BLOCKED SHOTS

Player-Team	Cl	G	Blocks	Avg/G
1. Shelden Williams-DU	JR	33	122	3.70
2. <b>Anthony King-UM</b>	SO	29	86	2.97
3. Sharrod Ford-CU	SR	32	68	2.13
4. Ekene Ibekwe-MD	SO	30	55	1.83
5. Luke Schenscher-GT	SR	32	56	1.75
6. Shavlik Randolph-DU	JR	29	44	1.52
7. Travis Garrison-MD	JR	32	43	1.34
8. Anthony McHenry-GT	SR	32	37	1.16
9. Andrew Brackman-ST	FR	35	40	1.14
10. Cedric Simmons-ST	FR	31	35	1.13
11. Eric Williams-WF	JR	33	36	1.09
12. Jamon Gordon-VT	SO	29	31	1.07
13. Jordan Collins-ST	SR	32	33	1.03
14. Sean May-NC	JR	37	38	1.03
15. James Gist-MD	FR	31	31	1.00
Deron Washington-VT	FR	30	30	1.00

### ASSIST/TURNOVER RATIO

(Min. 3.0 assists/game)

Player-Team	Cl	G	Asst	Avg	Turn	Avg	Ratio
1. Chris Paul-WF	SO	32	212	6.6	89	2.8	2.38
2. John Gilchrist-MD	JR	28	153	5.5	73	2.6	2.10
3. Raymond Felton-NC	JR	36	249	6.9	129	3.6	1.93
4. Julius Hodge-ST	SR	34	162	4.8	89	2.6	1.82
5. T.J. Bannister-VA	SO	29	108	3.7	63	2.2	1.71
6. Sean Singletary-VA	FR	29	113	3.9	70	2.4	1.61
7. Jamon Gordon-VT	SO	29	120	4.1	76	2.6	1.58
8. <b>Anthony Harris-UM</b>	SO	29	133	4.6	87	3.0	1.53
9. Chris McCray-MD	JR	31	99	3.2	70	2.3	1.41
10. Daniel Ewing-DU	SR	33	132	4.0	98	3.0	1.35
11. Jarrett Jack-GT	JR	32	145	4.5	110	3.4	1.32

### OFFENSIVE REBOUNDS

Player-Team	Cl	G	No.	Avg/G
1. Shelden Williams-DU	JR	33	127	3.85
2. Sean May-NC	JR	37	142	3.84
3. Sharrod Ford-CU	SR	32	110	3.44
4. Coleman Collins-VT	SO	28	94	3.36
5. <b>Anthony King-UM</b>	SO	29	97	3.34
6. <b>William Frisby-UM</b>	SR	28	88	3.14
7. Eric Williams-WF	JR	33	93	2.82
8. <b>Gary Hamilton-UM</b>	JR	29	80	2.76
9. Luke Schenscher-GT	SR	32	84	2.63
10. Elton Brown-VA	SR	29	75	2.59

### DEFENSIVE REBOUNDS

Player-Team	Cl	G	No.	Avg/G
1. Shelden Williams-DU	JR	33	242	7.33
2. Sean May-NC	JR	37	255	6.89
3. Elton Brown-VA	SR	29	161	5.55
4. Eric Williams-WF	JR	33	162	4.91
5. Marvin Williams-NC	FR	36	171	4.75
6. Devin Smith-VA	SR	26	123	4.73
7. Luke Schenscher-GT	SR	32	151	4.72
Sharrod Ford-CU	SR	32	151	4.72
9. <b>Anthony King-UM</b>	SO	29	134	4.62
10. Jarrett Jack-GT	JR	32	146	4.56

### MINUTES PLAYED

Player-Team	Cl	G	Minutes	Avg/G
1. J.J. Redick-DU	JR	33	1231	37.30
2. Julius Hodge-ST	SR	34	1177	34.62
3. Daniel Ewing-DU	SR	33	1138	34.48
4. <b>Guillermo Diaz-UM</b>	SO	29	996	34.34
5. Jarrett Jack-GT	JR	32	1081	34.09
6. Jamon Gordon-VT	SO	29	983	33.90
7. Sheldon Williams-DU	JR	33	1109	33.61
8. <b>Robert Hite-UM</b>	JR	29	969	33.41
9. Chris Paul-WF	SO	32	1069	33.41
10. Zabian Dowdell-VT	SO	30	979	32.63
11. Engin Atsuz-ST	SO	35	1141	32.60
12. J.R. Reynolds-VA	SO	29	937	32.31
13. John Gilchrist-MD	JR	28	901	32.18
14. Devin Smith-VA	SR	26	826	31.77
15. Raymond Felton-NC	JR	36	1142	31.72

# ● 2004-05 ACC Conference Basketball Statistics

## (All games)

### SCORING OFFENSE

Team	G	W-L	Pts	Avg/G
1. North Carolina	37	33-4	3257	88.0
2. Wake Forest	33	27-6	2801	84.9
3. Maryland	32	19-13	2620	81.9
4. Duke	33	27-6	2581	78.2
5. Georgia Tech	32	20-12	2371	74.1
6. NC State	35	21-14	2559	73.1
7. Virginia	29	14-15	2112	72.8
8. Clemson	32	16-16	2294	71.7
9. Miami	29	16-13	2071	71.4
10. Florida State	31	12-19	2128	68.6
11. Virginia Tech	30	16-14	2056	68.5

### SCORING DEFENSE

Team	G	Pts	Avg/G
1. Duke	33	2153	65.2
2. NC State	35	2314	66.1
3. Georgia Tech	32	2133	66.7
4. Virginia Tech	30	2061	68.7
5. Clemson	32	2218	69.3
6. Miami	29	2020	69.7
7. Florida State	31	2170	70.0
8. North Carolina	37	2600	70.3
9. Wake Forest	33	2441	74.0
10. Virginia	29	2203	76.0
11. Maryland	32	2432	76.0

### SCORING MARGIN

Team	G	OFF	DEF	Margin
1. North Carolina	37	88.0	70.3	+17.8
2. Duke	33	78.2	65.2	+13.0
3. Wake Forest	33	84.9	74.0	+10.9
4. Georgia Tech	32	74.1	66.7	+7.4
5. NC State	35	73.1	66.1	+7.0
6. Maryland	32	81.9	76.0	+5.9
7. Clemson	32	71.7	69.3	+2.4
8. Miami	29	71.4	69.7	+1.8
9. Virginia Tech	30	68.5	68.7	-0.2
10. Florida State	31	68.6	70.0	-1.4
11. Virginia	29	72.8	76.0	-3.1

### FREE THROW PERCENTAGES

Team	G	FTM	FTA	Pct
1. Maryland	32	600	826	.726
2. North Carolina	37	724	998	.725
3. Duke	33	585	821	.713
4. NC State	35	523	742	.705
5. Georgia Tech	32	483	699	.691
6. Virginia	29	433	628	.689
7. Wake Forest	33	620	906	.684
8. Miami	29	352	523	.673
9. Florida State	31	416	626	.665
10. Virginia Tech	30	385	600	.642
11. Clemson	32	432	719	.601

### FIELD GOAL PERCENTAGES

Team	G	FG	FGA	Pct
1. North Carolina	37	1128	2260	.499
2. Wake Forest	33	965	1966	.491
3. NC State	35	871	1915	.455
4. Florida State	31	756	1671	.452
5. Georgia Tech	32	849	1877	.452
6. Duke	33	853	1915	.445
7. Clemson	32	832	1878	.443
8. Maryland	32	920	2094	.439
9. Miami	29	761	1768	.430
10. Virginia	29	745	1736	.429
11. Virginia Tech	30	752	1761	.427

### FIELD GOAL PCT DEFENSE

Team	G	FG	FGA	Pct
1. Duke	33	783	2006	.390
2. Georgia Tech	32	735	1882	.391
3. North Carolina	37	913	2274	.401
4. Maryland	32	854	2096	.407
5. Miami	29	724	1700	.426
6. Florida State	31	746	1736	.430
7. NC State	35	804	1860	.432
8. Wake Forest	33	870	1996	.436
9. Clemson	32	771	1764	.437
10. Virginia Tech	30	723	1628	.444
11. Virginia	29	764	1704	.448

### 3-POINT FIELD GOAL PERCENTAGES

Team	G	FG	FGA	Pct
1. North Carolina	37	277	687	.403
2. Wake Forest	33	251	629	.399
3. Duke	33	290	763	.380
4. NC State	35	294	795	.370
5. Florida State	31	200	557	.359
6. Miami	29	197	561	.351
7. Virginia Tech	30	167	477	.350
8. Georgia Tech	32	190	570	.333
9. Clemson	32	198	596	.332
10. Maryland	32	180	542	.332
11. Virginia	29	189	572	.330

### 3-POINT FIELD GOAL PCT DEFENSE

Team	G	FG	FGA	Pct
1. Duke	33	128	418	.306
2. Georgia Tech	32	202	641	.315
3. Florida State	31	229	677	.338
4. North Carolina	37	284	834	.341
5. Maryland	32	239	695	.344
6. NC State	35	198	571	.347
7. Virginia Tech	30	192	551	.348
8. Miami	29	236	653	.361
9. Clemson	32	182	497	.366
10. Wake Forest	33	254	687	.370
11. Virginia	29	223	592	.377

### REBOUNDING OFFENSE

Team	G	Reb	Avg/G
1. Maryland	32	1385	43.3
2. North Carolina	37	1499	40.5
3. Wake Forest	33	1315	39.8
4. Miami	29	1147	39.6
5. Georgia Tech	32	1248	39.0
6. Duke	33	1261	38.2
7. Clemson	32	1186	37.1
8. Virginia	29	1034	35.7
9. Virginia Tech	30	1012	33.7
10. Florida State	31	1028	33.2
11. NC State	35	1121	32.0

### REBOUNDING DEFENSE

Team	G	Reb	Avg/G
1. Wake Forest	33	1081	32.8
2. North Carolina	37	1222	33.0
3. NC State	35	1200	34.3
4. Florida State	31	1070	34.5
5. Clemson	32	1122	35.1
6. Miami	29	1024	35.3
7. Georgia Tech	32	1170	36.6
8. Duke	33	1208	36.6
9. Virginia Tech	30	1113	37.1
10. Virginia	29	1093	37.7
11. Maryland	32	1278	39.9

### REBOUNDING MARGIN

Team	G	TEAM	Avg	OPP	Avg	Margin
1. North Carolina	37	1499	40.5	1222	33.0	+7.5
2. Wake Forest	33	1315	39.8	1081	32.8	+7.1
3. Miami	29	1147	39.6	1024	35.3	+4.2
4. Maryland	32	1385	43.3	1278	39.9	+3.3
5. Georgia Tech	32	1248	39.0	1170	36.6	+2.4
6. Clemson	32	1186	37.1	1122	35.1	+2.0
7. Duke	33	1261	38.2	1208	36.6	+1.6
8. Florida State	31	1028	33.2	1070	34.5	-1.4
9. Virginia	29	1034	35.7	1093	37.7	-2.0
10. NC State	35	1121	32.0	1200	34.3	-2.3
11. Virginia Tech	30	1012	33.7	1113	37.1	-3.4

### BLOCKED SHOTS

Team	G	Blocks	Avg/G
1. Duke	33	220	6.67
2. Maryland	32	200	6.25
3. Clemson	32	166	5.19
4. Georgia Tech	32	162	5.06
5. Miami	29	139	4.79
6. Virginia Tech	30	141	4.70
7. NC State	35	156	4.46
8. North Carolina	37	142	3.84
9. Virginia	29	105	3.62
10. Wake Forest	33	118	3.58
11. Florida State	31	100	3.23

### ASSISTS

Team	G	Assists	Avg/G
1. North Carolina	37	706	19.08
2. Wake Forest	33	531	16.09
3. Maryland	32	499	15.59
4. NC State	35	529	15.11
5. Georgia Tech	32	471	14.72
6. Clemson	32	463	14.47
7. Virginia Tech	30	397	13.23
8. Duke	33	421	12.76
9. Florida State	31	394	12.71
10. Virginia	29	364	12.55
11. Miami	29	337	11.62

### STEALS

Team	G	Steals	Avg/G
1. Clemson	32	319	9.97
2. North Carolina	37	362	9.78
3. Virginia Tech	30	272	9.07
4. Duke	33	287	8.70
5. Wake Forest	33	284	8.61
6. Maryland	32	267	8.34
7. Georgia Tech	32	265	8.28
8. NC State	35	260	7.43
9. Miami	29	209	7.21
10. Florida State	31	216	6.97
11. Virginia	29	200	6.90

### TURNOVER MARGIN

Team	G	TEAM	Avg	OPP	Avg Margin	
1. Virginia Tech	30	396	13.2	528	17.6	+4.40
2. NC State	35	435	12.4	534	15.3	+2.83
3. North Carolina	37	594	16.1	658	17.8	+1.73
4. Duke	33	454	13.8	511	15.5	+1.73
5. Miami	29	376	13.0	398	13.7	+0.76
6. Clemson	32	565	17.7	589	18.4	+0.75
7. Maryland	32	513	16.0	528	16.5	+0.47
8. Virginia	29	397	13.7	410	14.1	+0.45
9. Georgia Tech	32	483	15.1	496	15.5	+0.41
10. Wake Forest	33	484	14.7	496	15.0	+0.36
11. Florida State	31	496	16.0	454	14.6	-1.35

### ASSIST/TURNOVER RATIO

Team	G	Asst	Avg	Turn	Avg	Ratio
1. NC State	35	529	15.1	435	12.4	1.22
2. North Carolina	37	706	19.1	594	16.1	1.19
3. Wake Forest	33	531	16.1	484	14.7	1.10
4. Virginia Tech	30	397	13.2	396	13.2	1.00
5. Georgia Tech	32	471	14.7	483	15.1	0.98
6. Maryland	32	499	15.6	513	16.0	0.97
7. Duke	33	421	12.8	454	13.8	0.93
8. Virginia	29	364	12.6	397	13.7	0.92
9. Miami	29	337	11.6	376	13.0	0.90
10. Clemson	32	463	14.5	565	17.7	0.82
11. Florida State	31	394	12.7	496	16.0	0.79

### OFFENSIVE REBOUNDS

Team	G	No.	Avg/G
1. Maryland	32	479	14.97
2. Miami	29	433	14.93
3. Wake Forest	33	469	14.21
4. Clemson	32	450	14.06
5. North Carolina	37	502	13.57
6. Duke	33	432	13.09
7. Georgia Tech	32	400	12.50
8. Virginia Tech	30	372	12.40
9. Virginia	29	339	11.69
10. NC State	35	375	10.71
11. Florida State	31	309	9.97

### DEFENSIVE REBOUNDS

Team	G	No.	Avg/G
1. Maryland	32	906	28.31
2. North Carolina	37	997	26.95
3. Georgia Tech	32	848	26.50
4. Wake Forest	33	846	25.64
5. Duke	33	829	25.12
6. Miami	29	714	24.62
7. Virginia	29	695	23.97
8. Florida State	31	719	23.19
9. Clemson	32	736	23.00
10. Virginia Tech	30	640	21.33
11. NC State	35	746	21.31

### 3-POINT FIELD GOALS MADE

Team	G	3FG	Avg/G
1. Duke	33	290	8.79
2. NC State	35	294	8.40
3. Wake Forest	33	251	7.61
4. North Carolina	37	277	7.49
5. Miami	29	197	6.79
6. Virginia	29	189	6.52
7. Florida State	31	200	6.45
8. Clemson	32	198	6.19
9. Georgia Tech	32	190	5.94
10. Maryland	32	180	5.63
11. Virginia Tech	30	167	5.57

# ● 2004-05 ACC Individual Basketball Statistics

## Conference games only

To be ranked, a player must appear in at least 75.0% of their team's games.

### SCORING

Player-Team	Cl	G	FG	3FG	FT	Pts	Avg/G
1. J.J. Redick-DU	JR	16	107	70	99	383	23.9
2. <b>Guillermo Diaz-UM</b>	SO	16	113	39	66	331	20.7
3. Justin Gray-WF	JR	16	90	44	55	279	17.4
4. Sheldon Williams-DU	JR	16	104	0	68	276	17.3
5. Sean May-NC	JR	16	96	0	83	275	17.2
6. Jarrett Jack-GT	JR	16	86	22	77	271	16.9
7. Nik Caner-Medley-MD	JR	16	97	21	50	265	16.6
8. Sharrod Ford-CU	SR	16	102	0	57	261	16.3
9. Devin Smith-VA	SR	14	83	34	28	228	16.3
10. Zabian Dowdell-VT	SO	16	92	43	32	259	16.2
11. Eric Williams-WF	SO	16	92	0	75	259	16.2
12. Chris Paul-WF	SO	16	75	17	83	250	15.6
13. Julius Hodge-ST	SR	16	76	8	90	250	15.6
14. <b>Robert Hite-UM</b>	JR	16	88	26	43	245	15.3
15. Chris McCray-MD	JR	16	72	21	65	230	14.4
16. Daniel Ewing-DU	SR	16	80	29	35	224	14.0
17. Rashad McCants-NC	JR	12	60	15	33	168	14.0
18. John Gilchrist-MD	JR	16	65	20	64	214	13.4
19. Von Wafer-FS	SO	16	70	38	35	213	13.3
20. Carlos Dixon-VT	SR	16	73	27	40	213	13.3
21. Raymond Felton-NC	JR	16	71	28	39	209	13.1
22. Marvin Williams-NC	FR	15	59	12	61	191	12.7
23. Coleman Collins-VT	SO	15	69	0	52	190	12.7
24. Jawad Williams-NC	SR	16	70	17	39	196	12.3
25. Will Bynum-GT	SR	16	60	23	50	193	12.1

### REBOUNDING

Player-Team	Cl	G	OFF	DEF	TOT	Avg/G
1. Sean May-NC	JR	16	62	134	196	12.3
2. Sheldon Williams-DU	JR	16	60	115	175	10.9
3. Eric Williams-WF	JR	16	54	91	145	9.1
4. Sharrod Ford-CU	SR	16	66	74	140	8.8
5. Coleman Collins-VT	SO	15	54	68	122	8.1
6. Elton Brown-VA	SR	16	41	79	120	7.5
7. Luke Schenscher-GT	JR	16	46	73	119	7.4
8. Julius Hodge-ST	SR	16	44	68	112	7.0
9. <b>Anthony King-UM</b>	SO	16	48	62	110	6.9
10. <b>William Frisby-UM</b>	SR	16	58	52	110	6.9
11. Marvin Williams-NC	FR	15	24	75	99	6.6
12. Nik Caner-Medley-MD	JR	16	33	68	101	6.3
13. Devin Smith-VA	SR	14	20	64	84	6.0
14. Travis Garrison-MD	JR	16	28	63	91	5.7
15. John Gilchrist-MD	JR	16	33	57	90	5.6
16. Jamaal Levy-WF	SR	16	32	58	90	5.6
17. <b>Gary Hamilton-UM</b>	JR	16	38	45	83	5.2
18. <b>Robert Hite-UM</b>	JR	16	12	67	79	4.9
19. Ekene Ibekwe-MD	SO	14	23	46	69	4.9
20. Isma'il Muhammad-GT	SR	16	29	49	78	4.9
21. Jamon Gordon-VT	SO	16	24	53	77	4.8
22. Gary Forbes-VA	SO	16	27	48	75	4.7
23. Vytas Danielius-WF	SR	16	40	35	75	4.7
24. Carlos Dixon-VT	SR	16	17	58	75	4.7
25. Deron Washington-VT	FR	16	32	41	73	4.6

### FIELD GOAL PCT (Min. 5.0 made per game)

Player-Team	Cl	G	FG	FGA	Pct
1. Sheldon Williams-DU	JR	16	104	171	.608
2. Eric Williams-WF	JR	16	92	152	.605
3. Sean May-NC	JR	16	96	179	.536
4. Sharrod Ford-CU	SR	16	102	195	.523
5. Rashad McCants-NC	JR	12	60	122	.492
6. Jarrett Jack-GT	JR	16	86	181	.475
7. Zabian Dowdell-VT	SO	16	92	201	.458
8. <b>Guillermo Diaz-UM</b>	SO	16	113	248	.456
9. Devin Smith-VA	SR	14	83	189	.439
10. Nik Caner-Medley-MD	JR	16	97	223	.435
11. Justin Gray-WF	JR	16	90	207	.435
12. J.J. Redick-DU	JR	16	107	258	.415
13. Daniel Ewing-DU	SR	16	80	201	.398
14. <b>Robert Hite-UM</b>	JR	16	88	224	.393

### ASSISTS

Player-Team	Cl	G	Assists	Avg/G
1. Chris Paul-WF	SO	16	112	7.00
2. Raymond Felton-NC	JR	16	102	6.38
3. John Gilchrist-MD	JR	16	85	5.31
4. <b>Anthony Harris-UM</b>	SO	16	74	4.63
5. T.J. Bannister-VA	SO	16	74	4.63
6. Jarrett Jack-GT	JR	16	73	4.56
7. Julius Hodge-ST	SR	16	69	4.31
8. Daniel Ewing-DU	SR	16	63	3.94
9. Sean Singletary-VA	FR	16	59	3.69
10. Jamon Gordon-VT	SO	16	56	3.50
11. Chris McCray-MD	JR	16	56	3.50
12. Rashad McCants-NC	JR	12	41	3.42
13. Todd Galloway-FS	JR	16	49	3.06
14. Zabian Dowdell-VT	SO	16	47	2.94
15. Engin Atsurs-ST	SO	16	44	2.75

### FREE THROW PCT (Min. 2.5 made per game)

Player-Team	Cl	G	FTM	FTA	Pct
1. Chris McCray-MD	JR	16	65	69	.942
2. J.J. Redick-DU	JR	16	99	107	.925
3. Jarrett Jack-GT	JR	16	77	87	.885
4. <b>Robert Hite-UM</b>	JR	16	43	50	.860
5. Justin Gray-WF	JR	16	55	65	.846
6. Marvin Williams-NC	FR	15	61	73	.836
7. Chris Paul-WF	SO	16	83	101	.822
8. Will Bynum-GT	SR	16	50	61	.820
9. Carlos Dixon-VT	SR	16	40	49	.816
10. Sean May-NC	JR	16	83	105	.790
11. John Gilchrist-MD	JR	16	64	81	.790
12. Nik Caner-Medley-MD	JR	16	50	68	.735
13. Rashad McCants-NC	JR	12	33	45	.733
14. <b>Guillermo Diaz-UM</b>	SO	16	66	95	.695
15. Sheldon Williams-DU	JR	16	68	98	.694

### STEALS

Player-Team	Cl	G	Steals	Avg/G
1. Chris Paul-WF	SO	16	60	2.50
2. Raymond Felton-NC	JR	16	38	2.38
3. <b>Guillermo Diaz-UM</b>	SO	16	34	2.13
4. Jarrett Jack-GT	JR	16	30	1.88
5. Carlos Dixon-VT	SR	16	30	1.88
6. Vernon Hamilton-CU	SO	16	29	1.81
7. Sheldon Williams-DU	JR	16	29	1.81
8. Chris McCray-MD	JR	16	28	1.75
9. Engin Atsurs-ST	SO	16	28	1.75
10. Sean Dockery-DU	JR	14	24	1.71
11. <b>Robert Hite-UM</b>	JR	16	25	1.56
12. Jamon Gordon-VT	SO	16	25	1.56
13. Zabian Dowdell-VT	SO	16	24	1.50
14. Tony Bethel-ST	JR	12	18	1.50
15. Isma'il Muhammad-GT	SR	16	23	1.44
16. Eric Williams-WF	JR	16	23	1.44

### 3-POINT FG PCT (Min. 1.5 made per game)

Player-Team	Cl	G	3FG	FGA	Pct
1. Ilian Evtimov-ST	JR	16	38	75	.507
2. Taron Downey-WF	SR	16	32	66	.485
3. Zabian Dowdell-VT	SO	16	43	95	.453
4. Lee Melchionni-DU	JR	16	35	80	.438
5. Carlos Dixon-VT	SR	16	27	62	.435
6. J.J. Redick-DU	JR	16	70	163	.429
7. Engin Atsurs-ST	SO	16	34	83	.410
8. Raymond Felton-NC	JR	16	28	69	.406
9. Von Wafer-FS	SO	16	38	94	.404
10. <b>Guillermo Diaz-UM</b>	SO	16	39	100	.390
11. Tony Bethel-ST	JR	12	20	52	.385
12. Justin Gray-WF	JR	16	44	118	.373
13. Devin Smith-VA	SR	14	34	98	.347
14. Cliff Hammonds-CU	FR	16	28	81	.346
15. Shawn Robinson-CU	JR	16	29	84	.345

### 3-POINT FG MADE

Player-Team	Cl	G	3FG	Avg/G
1. J.J. Redick-DU	JR	16	70	4.38
2. Justin Gray-WF	JR	16	44	2.75
3. Zabian Dowdell-VT	SO	16	43	2.69
4. <b>Guillermo Diaz-UM</b>	SO	16	39	2.44
5. Devin Smith-VA	SR	14	34	2.43
6. Ilian Evtimov-ST	JR	16	38	2.38
7. Von Wafer-FS	SO	16	38	2.38
8. Lee Melchionni-DU	JR	16	35	2.19
9. Engin Atsurs-ST	SO	16	34	2.13
10. Taron Downey-WF	SR	16	32	2.00
11. Shawn Robinson-CU	JR	16	29	1.81
12. Daniel Ewing-DU	SR	16	29	1.81
13. Raymond Felton-NC	JR	16	28	1.75
14. Cliff Hammonds-CU	FR	16	28	1.75
15. Carlos Dixon-VT	SR	16	27	1.69

### BLOCKED SHOTS

Player-Team	Cl	G	Blocks	Avg/G
1. Sheldon Williams-DU	JR	16	64	4.00
2. <b>Anthony King-UM</b>	SO	16	46	2.88
3. Sharrod Ford-CU	SR	16	39	2.44
4. Luke Schenscher-GT	SR	16	27	1.69
5. Cedric Simmons-ST	FR	15	22	1.47
6. Ekene Ibekwe-MD	SO	14	20	1.43
7. Travis Garrison-MD	JR	16	21	1.31
8. Deron Washington-VT	FR	16	19	1.19
9. Shavlik Randolph-DU	JR	14	16	1.14
10. Rashad McCants-NC	JR	12	13	1.08
11. Sean May-NC	JR	16	17	1.06
12. Eric Williams-WF	JR	16	16	1.00
13. Will Bowers-MD	SO	16	15	0.94
14. Anthony McHenry-GT	SR	16	15	0.94
15. Coleman Collins-VT	SO	15	14	0.93

### ASSIST/TURNOVER RATIO (Min. 3.0 assists/game)

Player-Team	Cl	G	Asst	Avg	Turn	Avg	Ratio
1. Chris Paul-WF	SO	16	112	7.0	48	3.0	2.33
2. T.J. Bannister-VA	SO	16	74	4.6	34	2.1	2.18
3. John Gilchrist-MD	JR	16	85	5.3	40	2.5	2.13
4. Sean Singletary-VA	FR	16	59	3.7	28	1.8	2.11
5. Rashad McCants-NC	JR	12	41	3.4	23	1.9	1.78
6. Chris McCray-MD	JR	16	56	3.5	32	2.0	1.75
7. Raymond Felton-NC	JR	16	102	6.4	60	3.8	1.70
8. <b>Anthony Harris-UM</b>	SO	16	74	4.6	47	2.9	1.57
9. Julius Hodge-ST	SR	16	69	4.3	46	2.9	1.50
10. Daniel Ewing-DU	SR	16	63	3.9	42	2.6	1.50
11. Jamon Gordon-VT	SO	16	56	3.5	44	2.8	1.27
12. Jarrett Jack-GT	JR	16	73	4.6	58	3.6	1.26
13. Todd Galloway-FS	JR	16	49	3.1	40	2.5	1.23

### OFFENSIVE REBOUNDS

Player-Team	Cl	G	No.	Avg/G
1. Sharrod Ford-CU	SR	16	66	4.13
2. Sean May-NC	JR	16	62	3.88
3. Sheldon Williams-DU	JR	16	60	3.75
4. <b>William Frisby-UM</b>	SR	16	58	3.63
5. Coleman Collins-VT	SO	15	54	3.60
6. Eric Williams-WF	JR	16	54	3.38
7. <b>Anthony King-UM</b>	SO	16	48	3.00
8. Luke Schenscher-GT	SR	16	46	2.88
9. Julius Hodge-ST	SR	16	44	2.75
10. Elton Brown-VA	SR	16	41	2.56

### DEFENSIVE REBOUNDS

Player-Team	Cl	G	No.	Avg/G
1. Sean May-NC	JR	16	134	8.38
2. Sheldon Williams-DU	JR	16	115	7.19
3. Eric Williams-WF	JR	16	91	5.69
4. Marvin Williams-NC	FR	15	75	5.00
5. Elton Brown-VA	SR	16	79	4.94
6. Sharrod Ford-CU	SR	16	74	4.63
7. Devin Smith-VA	SR	14	64	4.57
8. Luke Schenscher-GT	SR	16	73	4.56
9. Coleman Collins-VT	SO	15	68	4.53
10. Julius Hodge-ST	SR	16	68	4.25
11. Nik Caner-Medley-MD	JR	16	68	4.25

### MINUTES PLAYED

Player-Team	Cl	G	Minutes	Avg/G
1. J.J. Redick-DU	JR	16	613	38.31
2. Jarrett Jack-GT	JR	16	585	36.56
3. Sheldon Williams-DU	JR	16	575	35.94
4. Zabian Dowdell-VT	SO	16	573	35.81
5. Julius Hodge-ST	SR	16	570	35.62
6. <b>Guillermo Diaz-UM</b>	SO	16	562	35.12
7. Engin Atsur-ST	SO	16	551	34.44
8. Nik Caner-Medley-MD	SO	16	549	34.31
9. John Gilchrist-MD	JR	16	548	34.25
10. Daniel Ewing-DU	SR	16	547	34.19
11. Chris Paul-WF	SO	16	544	34.00
12. Jamon Gordon-VT	SO	16	542	33.88
13. <b>Robert Hite-UM</b>	JR	16	540	33.75
14. Chris McCray-MD	JR	16	529	33.06
Raymond Feltton-NC	JR	16	529	33.06
Ilian Evtimov-ST	JR	16	529	33.06

# ● 2004-05 ACC Conference Basketball Statistics

## Conference games only)

### SCORING OFFENSE

Team	G	W-L	Pts	Avg/G
1. Wake Forest	16	13-3	1397	87.3
2. North Carolina	16	14-2	1392	87.0
3. Duke	16	11-5	1291	80.7
4. Maryland	16	7-9	1274	79.6
5. Georgia Tech	16	8-8	1164	72.8
6. NC State	16	7-9	1139	71.2
7. Miami	16	7-9	1130	70.6
8. Virginia	16	4-12	1121	70.1
9. Clemson	16	5-11	1092	68.2
10. Virginia Tech	16	8-8	1075	67.2
11. Florida State	16	4-12	1065	66.6

### SCORING DEFENSE

Team	G	Pts	Avg/G
1. North Carolina	16	1113	69.6
2. NC State	16	1123	70.2
3. Duke	16	1148	71.8
4. Virginia Tech	16	1168	73.0
5. Georgia Tech	16	1174	73.4
6. Florida State	16	1181	73.8
7. Clemson	16	1194	74.6
8. Miami	16	1197	74.8
9. Wake Forest	16	1213	75.8
10. Virginia	16	1296	81.0
11. Maryland	16	1333	83.3

### SCORING MARGIN

Team	G	OFF	DEF	Margin
1. North Carolina	16	87.0	69.6	+17.4
2. Wake Forest	16	87.3	75.8	+11.5
3. Duke	16	80.7	71.8	+8.9
4. NC State	16	71.2	70.2	+1.0
5. Georgia Tech	16	72.8	73.4	-0.6
6. Maryland	16	79.6	83.3	-3.7
7. Miami	16	70.6	74.8	-4.2
8. Virginia Tech	16	67.2	73.0	-5.8
9. Clemson	16	68.2	74.6	-6.4
10. Florida State	16	66.6	73.8	-7.2
11. Virginia	16	70.1	81.0	-10.9

### FREE THROW PERCENTAGES

Team	G	FTM	FTA	Pct
1. Maryland	16	318	428	.743
2. North Carolina	16	310	418	.742
3. Wake Forest	16	323	448	.721
4. Duke	16	293	407	.720
5. Georgia Tech	16	248	352	.705
6. Florida State	16	205	292	.702
7. NC State	16	251	360	.697
8. Virginia	16	228	334	.683
9. Miami	16	194	289	.671
10. Virginia Tech	16	211	329	.641
11. Clemson	16	218	366	.596

### FIELD GOAL PERCENTAGES

Team	G	FG	FGA	Pct
1. North Carolina	16	487	972	.501
2. Wake Forest	16	475	961	.494
3. NC State	16	373	820	.455
4. Georgia Tech	16	417	933	.447
5. Duke	16	421	950	.443
6. Florida State	16	375	866	.433
7. Miami	16	421	980	.430
8. Virginia Tech	16	389	914	.426
9. Maryland	16	436	1040	.419
10. Clemson	16	387	942	.411
11. Virginia	16	392	959	.409

### FIELD GOAL PCT DEFENSE

Team	G	FG	FGA	Pct
1. North Carolina	16	380	962	.395
2. Duke	16	417	1019	.409
3. Georgia Tech	16	394	957	.412
4. Maryland	16	467	1069	.437
5. Florida State	16	410	921	.445
6. Miami	16	426	952	.447
7. NC State	16	371	828	.448
8. Wake Forest	16	427	941	.454
9. Virginia Tech	16	409	866	.472
10. Virginia	16	441	925	.477
11. Clemson	16	431	897	.480

### 3-POINT FIELD GOAL PERCENTAGES

Team	G	FG	FGA	Pct
1. NC State	16	142	351	.405
2. Duke	16	156	390	.400
3. Wake Forest	16	124	311	.399
4. North Carolina	16	108	283	.382
5. Virginia Tech	16	86	228	.381
6. Florida State	16	110	309	.356
7. Virginia	16	109	325	.335
8. Miami	16	94	283	.332
9. Maryland	16	84	264	.318
10. Clemson	16	100	317	.315
11. Georgia Tech	16	82	272	.301

### 3-POINT FIELD GOAL PCT DEFENSE

Team	G	FG	FGA	Pct
1. Duke	16	56	184	.304
2. Florida State	16	106	327	.324
3. Georgia Tech	16	110	333	.330
4. North Carolina	16	117	347	.337
5. NC State	16	94	265	.355
6. Virginia Tech	16	107	300	.357
7. Miami	16	138	375	.368
8. Clemson	16	90	238	.378
9. Wake Forest	16	126	325	.388
10. Maryland	16	132	335	.394
11. Virginia	16	119	302	.394

### REBOUNDING OFFENSE

Team	G	Reb	Avg/G
1. North Carolina	16	657	41.1
2. Maryland	16	651	40.7
3. Wake Forest	16	623	38.9
4. Miami	16	603	37.7
5. Georgia Tech	16	597	37.3
6. Duke	16	579	36.2
7. Clemson	16	579	36.2
8. Virginia	16	554	34.6
9. Virginia Tech	16	537	33.6
10. Florida State	16	502	31.4
11. NC State	16	474	29.6

### REBOUNDING DEFENSE

Team	G	Reb	Avg/G
1. North Carolina	16	487	30.4
2. Wake Forest	16	504	31.5
3. NC State	16	534	33.4
4. Virginia Tech	16	562	35.1
5. Clemson	16	579	36.2
6. Miami	16	581	36.3
7. Florida State	16	584	36.5
8. Virginia	16	605	37.8
9. Georgia Tech	16	606	37.9
10. Duke	16	634	39.6
11. Maryland	16	680	42.5

### REBOUNDING MARGIN

Team	G	TEAM	Avg	OPP	Avg	Margin
1. North Carolina	16	657	41.1	487	30.4	+10.6
2. Wake Forest	16	623	38.9	504	31.5	+7.4
3. Miami	16	603	37.7	581	36.3	+1.4
4. Clemson	16	579	36.2	579	36.2	+0.0
5. Georgia Tech	16	597	37.3	606	37.9	-0.6
6. Virginia Tech	16	537	33.6	562	35.1	-1.6
7. Maryland	16	651	40.7	680	42.5	-1.8
8. Virginia	16	554	34.6	605	37.8	-3.2
9. Duke	16	579	36.2	634	39.6	-3.4
10. NC State	16	474	29.6	534	33.4	-3.7
11. Florida State	16	502	31.4	584	36.5	-5.1

### BLOCKED SHOTS

Team	G	Blocks	Avg/G
1. Duke	16	95	5.94
2. Maryland	16	91	5.69
3. Clemson	16	84	5.25
4. Georgia Tech	16	72	4.50
5. Miami	16	72	4.50
6. North Carolina	16	68	4.25
7. NC State	16	64	4.00
8. Virginia Tech	16	62	3.88
9. Virginia	16	54	3.38
10. Wake Forest	16	48	3.00
11. Florida State	16	42	2.63

### ASSISTS

Team	G	Assists	Avg/G
1. North Carolina	16	295	18.44
2. Wake Forest	16	241	15.06
3. Maryland	16	234	14.63
4. NC State	16	230	14.38
5. Georgia Tech	16	225	14.06
6. Clemson	16	214	13.38
7. Duke	16	197	12.31
8. Virginia Tech	16	194	12.13
9. Virginia	16	192	12.00
10. Florida State	16	186	11.63
11. Miami	16	162	10.13

### STEALS

Team	G	Steals	Avg/G
1. North Carolina	16	154	9.63
2. Clemson	16	142	8.88
3. Duke	16	140	8.75
4. Georgia Tech	16	132	8.25
5. Virginia Tech	16	125	7.81
6. Miami	16	125	7.81
7. Wake Forest	16	124	7.75
8. NC State	16	109	6.81
9. Maryland	16	106	6.63
10. Virginia	16	98	6.13
11. Florida State	16	91	5.69

### TURNOVER MARGIN

Team		G	TEAM	Avg	OPP	Avg Margin
1. Duke		16	215	13.4	242	15.1 +1.69
2. Virginia Tech		16	229	14.3	252	15.8 +1.44
3. Miami		16	212	13.3	225	14.1 +0.81
4. NC State		16	202	12.6	215	13.4 +0.81
5. Wake Forest		16	211	13.2	217	13.6 +0.38
6. North Carolina		16	268	16.8	272	17.0 +0.25
7. Maryland		16	243	15.2	240	15.0 -0.19
8. Virginia		16	211	13.2	201	12.6 -0.62
9. Clemson		16	276	17.3	265	16.6 -0.69
10. Georgia Tech		16	249	15.6	230	14.4 -1.19
11. Florida State		16	253	15.8	210	13.1 -2.69

### ASSIST/TURNOVER RATIO

Team	G	Asst	Avg	Turn	Avg	Ratio
1. Wake Forest	16	241	15.1	211	13.2	1.14
2. NC State	16	230	14.4	202	12.6	1.14
3. North Carolina	16	295	18.4	268	16.8	1.10
4. Maryland	16	234	14.6	243	15.2	0.96
5. Duke	16	197	12.3	215	13.4	0.92
6. Virginia	16	192	12.0	211	13.2	0.91
7. Georgia Tech	16	225	14.1	249	15.6	0.90
8. Virginia Tech	16	194	12.1	229	14.3	0.85
9. Clemson	16	214	13.4	276	17.3	0.78
10. Miami	16	162	10.1	212	13.3	0.76
11. Florida State	16	186	11.6	253	15.8	0.74

### OFFENSIVE REBOUNDS

Team	G	No.	Avg/G
1. Clemson	16	240	15.00
2. Miami	16	234	14.63
3. Wake Forest	16	231	14.44
4. North Carolina	16	221	13.81
5. Maryland	16	219	13.69
6. Duke	16	202	12.63
7. Virginia Tech	16	197	12.31
8. Georgia Tech	16	194	12.13
9. Virginia	16	193	12.06
10. NC State	16	152	9.50
11. Florida State	16	147	9.19

### DEFENSIVE REBOUNDS

Team	G	No.	Avg/G
1. North Carolina	16	436	27.25
2. Maryland	16	432	27.00
3. Georgia Tech	16	403	25.19
4. Wake Forest	16	392	24.50
5. Duke	16	377	23.56
6. Miami	16	369	23.06
7. Virginia	16	361	22.56
8. Florida State	16	355	22.19
9. Virginia Tech	16	340	21.25
10. Clemson	16	339	21.19
11. NC State	16	322	20.13

### 3-POINT FIELD GOALS MADE

Team	G	3FG	Avg/G
1. Duke	16	156	9.75
2. NC State	16	142	8.88
3. Wake Forest	16	124	7.75
4. Florida State	16	110	6.88
5. Virginia	16	109	6.81
6. North Carolina	16	108	6.75
7. Clemson	16	100	6.25
8. Miami	16	94	5.88
9. Virginia Tech	16	86	5.38
10. Maryland	16	84	5.25
11. Georgia Tech	16	82	5.13



# ● 2004-05 Season Recap and Boxscores

## GAME 1 - MIAMI 67, WOFFORD 64 November 20, 2004

Convocation Center, Coral Gables, Fla.

Anthony King grabbed 19 rebounds and added eight points as Miami held off a late Wofford rally to win 67-64 and first-year head coach Frank Haith his first career victory.

King recorded the highest rebounding total by a Miami player since the rebirth of the program in 1985-86. Gary Hamilton also had 15 rebounds for the Hurricanes, who were led by Guillermo Diaz's 13 points.

Harold Wilkerson led the Terriers with 23 points and nine rebounds.

Wofford pulled to within one point at 63-62 on an Adrien Borders three-pointer with 4:10 left in the game and cut Miami's lead to 65-64 on a reverse layup by Wilkerson with 2:11 remaining.

Backup point guard Brandon Okpalobi hit a twisting layup with 1:20 left to push the Hurricanes lead to 67-64, but missed a wide-open layup with 22 seconds remaining.

Wofford guard Drew Gibson's 3-point attempt caromed in and out, and King was fouled by Wilkerson.

King's miss from the free throw line with 14 seconds left gave the Terriers one more shot to tie the game, but Eric Marshall missed from the left corner.

### VISITORS: Wofford (0-1)

#	Player	tot-fg fg-fga	3-pt fg-fga	ft-fa	rebounds of-de-tot	pf	tp	a	to	blk	s	min
21	Howard Wilkerson	f 10-21	0-0	3-5	4-5-9	3	23	3	2	0	0	35
32	Sam Daniels	c 2-8	1-4	0-0	2-2-4	3	5	0	1	0	1	31
02	Adrien Borders	g 5-10	1-2	1-1	0-0-0	1	12	0	2	1	1	29
15	Byron Fields	g 1-4	0-1	0-0	1-2-3	0	2	2	1	0	1	17
20	Eric Marshall	g 3-8	2-6	0-0	0-0-0	2	8	1	3	0	0	27
03	Justin Stephens	0-0	0-0	0-0	0-0-0	1	0	3	0	0	0	5
11	Jeff Tarr	0-1	0-0	0-0	1-1-2	0	0	0	0	0	0	4
12	Greg Taylor	2-3	1-1	0-1	0-8-8	4	5	3	1	0	3	20
31	Tyler Berg	1-8	0-0	1-1	1-2-3	1	3	0	1	0	0	10
33	Drew Gibson	2-5	2-5	0-0	0-2-2	1	6	2	1	0	1	22
TEAM					1-0-1							
Totals		26-68	7-19	5-8	10-22-32	16	64	14	12	1	7	200

TOTAL FG%	1st Half: 13-35	37.1%	2nd Half: 13-33	39.4%	Game: 38.2%	DEADBALL
3-Pt. FG%	1st Half: 4-9	44.4%	2nd Half: 3-10	30.0%	Game: 36.8%	REBOUNDS
F Throw %	1st Half: 3-5	60.0%	2nd Half: 2-3	66.7%	Game: 62.5%	1

### HOME TEAM: University of Miami (1-0)

#	Player	tot-fg fg-fga	3-pt fg-fga	ft-fa	rebounds of-de-tot	pf	tp	a	to	blk	s	min
02	Gary Hamilton	f 4-9	0-0	0-3	9-6-15	3	8	4	3	1	1	34
50	Anthony King	c 3-9	0-0	2-5	7-12-19	2	8	0	2	4	2	28
12	Anthony Harris	g 5-12	2-4	0-0	0-3-3	0	12	2	5	1	0	26
13	Guillermo Diaz	g 6-10	1-1	0-0	1-2-3	1	13	2	0	1	1	31
22	Robert Hite	g 5-16	2-7	0-0	0-1-1	1	12	0	2	1	2	36
04	Antoine Mayhand	2-3	2-3	0-0	0-0-0	0	6	0	0	1	1	7
10	Brandon Okpalobi	1-3	0-1	0-0	0-0-0	0	2	1	3	0	0	13
11	Eric Wilkins	2-2	0-0	2-2	0-1-1	1	6	0	1	0	0	10
42	Raymond Hicks	0-2	0-0	0-0	3-2-5	2	0	0	2	0	0	10
55	Glenn Batemon	0-4	0-0	0-0	1-3-4	1	0	1	0	0	0	5
TEAM					2-4-6							
Totals		28-70	7-16	4-10	23-34-57	11	67	10	18	9	7	200

TOTAL FG%	1st Half: 16-39	41.0%	2nd Half: 12-31	38.7%	Game: 40.0%	DEADBALL
3-Pt. FG%	1st Half: 3-8	37.5%	2nd Half: 4-8	50.0%	Game: 43.8%	REBOUNDS
F Throw %	1st Half: 0-1	0.0%	2nd Half: 4-9	44.4%	Game: 40.0%	3

Officials: Bryan Kersey, Raymond Natili, Daniel Stryfeler  
Technical fouls: Wofford-None. University of Miami-None.  
Attendance: 2108

Score by Periods	1st	2nd	Total
Wofford	33	31	64
University of Miami	35	32	67

Points in the paint-WOF 34,UM 38. Points off turnovers-WOF 14,UM 11.  
2nd chance points-WOF 13,UM 25. Fast break points-WOF 13,UM 9.  
Bench points-WOF 14,UM 14. Score tied-4 times. Lead changed-4 times.  
Last FG-WOF 2nd-02:10, UM 2nd-01:20.

## GAME 2 - SOUTH CAROLINA STATE 60, MIAMI 50 November 23, 2004

Convocation Center, Coral Gables, Fla.

Thurman Zimmerman scored a team-high 17 points to lead South Carolina State to a 60-50 win over the University of Miami at the Convocation Center.

William Frisby had 18 points and Robert Hite added 17 for the Hurricanes, who were outrebounded 34-32 by the Bulldogs. Miami shot just 34.7 percent and turned the ball over 16 times.

Hite pulled the Hurricanes, who never led, to within 54-50 when he drained an off-balance 3-pointer with 2:29 left to play. Zimmerman responded by bulling his way in for a basket and a 56-50 Bulldogs lead with 1:01 remaining.

South Carolina State hit four free throws down the stretch to seal the win.

### VISITORS: South Carolina State (4-1)

#	Player	tot-fg fg-fga	3-pt fg-fga	ft-fa	rebounds of-de-tot	pf	tp	a	to	blk	s	min
02	Brian Mason	f 4-6	0-0	3-6	0-2-2	3	11	1	2	1	0	29
42	Thurman Zimmerman	f 6-13	0-2	5-6	2-2-4	3	17	2	3	1	0	27
03	Derrick Davis	g 4-9	2-3	2-4	1-0-1	3	12	3	5	0	4	29
24	Shawn Wiggins	g 1-3	1-3	0-0	0-3-3	1	3	0	0	0	1	26
34	Brandon Trapp	g 2-4	2-4	2-2	2-1-3	2	8	1	2	0	2	31
01	Demeco Heath	1-3	0-0	2-3	1-13-14	0	4	1	0	0	1	17
20	Derek Moore	0-1	0-1	1-2	0-0-0	0	1	0	0	0	0	11
22	Dimitri Evans	0-2	0-0	0-0	0-0-0	1	0	0	0	0	0	6
23	Demarcus Mathis	0-0	0-0	0-0	0-0-0	0	0	0	0	0	0	1
31	Dwight Dean	1-3	0-0	0-0	1-0-1	1	2	0	1	0	2	12
35	Chris Lee	1-2	0-0	0-0	1-1-2	2	2	0	0	1	0	11
TEAM					3-1-4							
Totals		20-46	5-13	15-23	11-23-34	16	60	8	13	3	10	200

TOTAL FG%	1st Half: 11-27	40.7%	2nd Half: 9-19	47.4%	Game: 43.5%	DEADBALL
3-Pt. FG%	1st Half: 3-9	33.3%	2nd Half: 2-4	50.0%	Game: 38.5%	REBOUNDS
F Throw %	1st Half: 6-8	75.0%	2nd Half: 9-15	60.0%	Game: 65.2%	2

### HOME TEAM: University of Miami (1-1)

#	Player	tot-fg fg-fga	3-pt fg-fga	ft-fa	rebounds of-de-tot	pf	tp	a	to	blk	s	min
02	Gary Hamilton	f 0-2	0-0	4-4	2-4-6	3	4	0	3	0	1	21
50	Anthony King	c 0-0	0-0	0-2	1-2-3	1	0	0	2	2	0	15
12	Anthony Harris	g 4-11	3-7	0-0	0-1-1	5	11	4	3	0	0	30
13	Guillermo Diaz	g 0-5	0-3	0-0	0-1-1	3	0	5	2	3	0	36
22	Robert Hite	g 7-20	3-9	0-0	3-6-9	2	17	4	2	1	2	37
04	Antoine Mayhand	0-1	0-0	0-0	0-0-0	0	0	0	0	0	0	1
10	Brandon Okpalobi	0-0	0-0	0-0	0-0-0	0	0	1	0	0	0	7
11	Eric Wilkins	0-2	0-0	0-0	1-2-3	1	0	0	1	1	1	19
34	William Frisby	6-8	2-4	4-7	2-3-5	4	18	0	3	1	0	28
42	Raymond Hicks	0-0	0-0	0-0	0-0-0	1	0	0	0	0	0	6
TEAM					2-2-4							
Totals		17-49	8-23	8-13	11-21-32	20	50	14	16	8	4	200

TOTAL FG%	1st Half: 7-21	33.3%	2nd Half: 10-28	35.7%	Game: 34.7%	DEADBALL
3-Pt. FG%	1st Half: 3-9	33.3%	2nd Half: 5-14	35.7%	Game: 34.8%	REBOUNDS
F Throw %	1st Half: 4-9	44.4%	2nd Half: 4-4	100%	Game: 61.5%	3

Officials: Michael Stuart, William Humes, Fred Williams  
Technical fouls: South Carolina State-None. University of Miami-None.  
Attendance: 1837

Score by Periods	1st	2nd	Total
South Carolina State	31	29	60
University of Miami	21	29	50

Points in the paint-SCST 18,UM 10. Points off turnovers-SCST 11,UM 8.  
2nd chance points-SCST 12,UM 14. Fast break points-SCST 0,UM 0.  
Bench points-SCST 9,UM 18. Score tied-1 time. Lead changed-0 times.  
Last FG-SCST 2nd-01:00, UM 2nd-02:29.

# ● 2004-05 Season Recap and Boxscores

## GAME 3- XAVIER 83, MIAMI 70 (OT) November 27, 2004 MetroPCS Orange Bowl Basketball Classic AmericanAirlines Arena, Miami, Fla.

Robert Hite scored a game-high 20-points, including a three-point basket with 6.1 seconds left in regulation to send the game into overtime, but it wasn't enough as Xavier knocked off Miami, 83-70, at the MetroPCS Orange Bowl Basketball Classic held at AmericanAirlines Arena in Miami, Fla.

Brian Thornton led Xavier with had 17 points and 11 rebounds and was named the Orange Bowl Classic MVP. Dedrick Finn finished with 15 for the Musketeers, with Justin Cage and Doellman each adding 10.

Miami's Guillermo Diaz, who was held scoreless for the first time of his career against South Carolina State, had 16 points and seven assists for the Hurricanes with Will iam Frisby scoring 14. Anthony Harris scored a career-high 13 points, all in the first half.

Early in the second half, Xavier used an 11-0 run to go up 49-39 with 14:10 remaining. Miami came back with seven straight points, all from Frisby, to draw within 56-54.

Miami pulled even at the end of regulation on Hite's long 3-pointer with 6.1 seconds remaining.

Xavier, though, was unfazed. The Musketeers made their first six shots of overtime, opening the extra session with a 12-3 run that sealed the win.

### VISITORS: Xavier (2-1)

##	Player	tot-fg fg-fga	3-pt fg-fga	ft-fa	rebounds of-de-tot	pf	tp	a	to	blk	s	min
02	Brian Thornton	f 8-10	0-0	1-3	2-9-11	2	17	0	2	2	1	34
03	Justin Cage	f 4-6	1-1	1-2	1-4-5	4	10	2	0	0	2	39
15	Justin Doellman	f 3-8	1-5	3-4	0-5-5	4	10	7	3	1	0	35
12	Dedrick Finn	g 5-18	4-12	1-2	0-4-4	3	15	4	0	0	1	38
25	Keith Jackson	g 4-4	1-3	0-0	1-0-1	2	3	0	1	1	0	23
01	Josh Duncan	4-4	1-1	0-0	1-0-1	0	9	0	0	0	0	10
04	Churchill Oda	0-2	0-1	0-0	0-0-0	1	0	1	0	0	1	7
34	Stanley Burrell	4-8	0-2	4-5	0-3-3	2	12	4	1	1	2	28
52	Will Caudle	2-4	0-0	3-5	1-4-5	1	7	0	1	0	0	11
	TEAM				4-3-7							
	Totals	31-64	8-25	13-21	10-32-42	19	83	18	9	5	7	225

TOTAL FG% 1st Half: 14-29 48.3% 2nd Half: 11-29 37.9% Game: 48.4% DEADBALL  
3-PT FG% 1st Half: 3-12 25.0% 2nd Half: 3-11 27.3% Game: 32.0% REBOUNDS  
F Throw % 1st Half: 2-2 100% 2nd Half: 7-13 53.8% Game: 61.9% 3

### HOME TEAM: University of Miami (1-2)

##	Player	tot-fg fg-fga	3-pt fg-fga	ft-fa	rebounds of-de-tot	pf	tp	a	to	blk	s	min
02	Gary Hamilton	f 0-1	0-0	1-4	1-4-5	2	1	3	1	1	1	29
50	Anthony King	c 2-9	0-0	0-2	7-4-11	5	4	1	0	3	0	31
12	Anthony Harris	g 5-14	3-10	0-0	0-2-2	3	13	5	4	0	0	40
13	Guillermo Diaz	g 6-16	2-5	2-2	0-6-6	2	16	7	2	0	1	43
22	Robert Hite	g 5-12	3-5	7-8	2-5-7	3	20	2	0	0	1	39
04	Antoine Mayhand	0-0	0-0	0-0	0-0-0	0	0	0	2	0	0	6
10	Brandon Okpalobi	0-0	0-0	0-0	0-0-0	0	0	0	0	0	0	1
11	Eric Wilkins	0-1	0-0	0-0	0-1-1	1	0	0	1	0	0	6
34	William Frisby	6-13	0-1	2-4	3-3-6	3	14	0	2	0	0	25
42	Raymond Hicks	1-1	0-0	0-1	0-0-0	1	2	0	0	0	0	4
55	Glenn Batemon	0-0	0-0	0-0	0-0-0	0	0	0	0	0	0	1
	TEAM				4-3-7							
	Totals	25-67	8-21	12-21	17-28-45	20	70	18	12	4	3	225

TOTAL FG% 1st Half: 14-31 45.2% 2nd Half: 9-25 36.0% Game: 37.3% DEADBALL  
3-PT FG% 1st Half: 4-7 57.1% 2nd Half: 4-9 44.4% Game: 38.1% REBOUNDS  
F Throw % 1st Half: 1-5 20.0% 2nd Half: 10-14 71.4% Game: 57.1% 2

Officials: Larry Rose, Ed Edsall, Bernard Clinton  
Technical fouls: Xavier-None. University of Miami-None.  
Attendance: 9812

Score by Periods	1st	2nd	OT	Total
Xavier	33	32	18	83
University of Miami	33	32	5	70

Points in the paint-XAV 38,UM 22. Points off turnovers-XAV 11,UM 7.  
2nd chance points-XAV 8,UM 13. Fast break points-XAV 2,UM 2.  
Bench points-XAV 28,UM 16. Score tied-12 times. Lead changed-10 times.  
Last FG-XAV OT-01:14, UM OT-01:42.

## GAME 4 - MIAMI 84, FAU 68 November 29, 2004 Convocation Center, Coral Gables, Fla.

Anthony King recorded the first triple-double in school history and Robert Hite scored a career-high 38 points to lead Miami to an 84-68 win over Florida Atlantic on Monday night.

King's triple-double included a school- and Atlantic Coast Conference-record 13 blocks, eight of which came in the first half. The forward blocked six shots in the first 4:10, and Miami led 33-30 at halftime.

Miami opened the second half with four points apiece from Hite and guard Guillermo Diaz, who scored a career-high 27 points on 11-of-13 shooting.

Florida Atlantic (0-3) cut Miami's lead to 41-36 on a three-pointer by forward Mike Bell, who led the Owls with 23 points.

The Owls also got to within 51-47 on a basket by guard Tywain McTyer with 10:03 remaining, but Hite ignited a 14-2 run by scoring eight of his 28 second-half points over a 1:56 stretch.

Florida Atlantic never got closer than 11 points off Miami's lead after that, and King made school history when he grabbed his team-high 10th rebound with 1:11 left to play.

King also finished with a career-high 11 points.

Miami snapped a two-game losing streak and set season highs in points, rebounds (46), blocks (16), assists (20) and field-goal percentage (49.3 percent).

The Hurricanes shot 59.4 percent in the second half, with Hite connecting on 11 of 14 field goal attempts.

### VISITORS: Florida Atlantic (0-3)

##	Player	tot-fg fg-fga	3-pt fg-fga	ft-fa	rebounds of-de-tot	pf	tp	a	to	blk	s	min
20	Jimmy Bishop	f 1-4	1-3	0-0	0-1-1	3	3	0	0	0	0	28
22	Rodney Webb	f 0-5	0-0	0-0	2-1-3	3	0	0	2	1	2	19
02	Robert Williams	c 1-12	0-0	0-1	5-10-15	2	2	0	1	2	0	23
12	Fred Marshall	g 0-5	0-1	1-2	1-0-1	1	1	2	2	0	0	18
21	Quinton Young	g 6-12	6-11	0-0	0-0-0	1	18	1	0	0	2	30
04	McTYER, Tywain	4-6	1-1	0-0	0-2-2	0	9	7	2	0	1	24
05	Trevor Bing	0-0	0-0	0-0	0-0-0	0	0	1	2	0	0	4
30	Kahleaf Watson	1-3	0-0	0-0	0-0-0	2	2	2	2	0	2	8
34	Gavin Ludgood	5-7	0-0	0-2	2-0-2	3	10	0	1	0	0	15
44	Mike Bell	9-20	3-10	2-6	5-6-11	2	23	0	3	1	0	31
	TEAM				7-2-9							
	Totals	27-74	11-26	3-11	22-22-44	17	68	13	16	4	7	200

TOTAL FG% 1st Half: 13-42 31.0% 2nd Half: 14-32 43.8% Game: 36.5% DEADBALL  
3-PT FG% 1st Half: 4-11 36.4% 2nd Half: 7-15 46.7% Game: 42.3% REBOUNDS  
F Throw % 1st Half: 0-3 0.0% 2nd Half: 3-8 37.5% Game: 27.3% 2

### HOME TEAM: University of Miami (2-2)

##	Player	tot-fg fg-fga	3-pt fg-fga	ft-fa	rebounds of-de-tot	pf	tp	a	to	blk	s	min
02	Gary Hamilton	f 1-2	0-0	0-2	2-2-4	1	2	2	2	1	2	21
50	Anthony King	c 5-8	0-0	1-2	5-5-10	2	11	0	1	13	1	30
12	Anthony Harris	g 1-10	0-5	0-0	0-2-2	2	2	10	5	0	1	32
13	Guillermo Diaz	g 11-13	1-2	4-4	0-4-4	1	27	4	0	0	3	34
22	Robert Hite	g 14-24	6-12	4-4	2-3-5	3	38	2	3	1	1	33
04	Antoine Mayhand	0-3	0-2	0-0	0-1-1	1	0	0	0	0	0	8
10	Brandon Okpalobi	0-0	0-0	0-0	0-1-1	0	0	0	0	0	0	5
11	Eric Wilkins	0-0	0-0	2-2	1-1-2	1	2	1	0	1	0	12
34	William Frisby	1-7	0-0	0-1	1-4-5	4	2	1	1	0	1	22
42	Raymond Hicks	0-0	0-0	0-0	0-1-1	1	0	0	1	0	0	3
	TEAM				4-7-11							
	Totals	33-67	7-21	11-15	15-31-46	16	84	20	13	16	9	200

TOTAL FG% 1st Half: 14-35 40.0% 2nd Half: 19-32 59.4% Game: 49.3% DEADBALL  
3-PT FG% 1st Half: 3-15 20.0% 2nd Half: 4-6 66.7% Game: 33.3% REBOUNDS  
F Throw % 1st Half: 2-5 40.0% 2nd Half: 9-10 90.0% Game: 73.3% 1

Officials: Mike Wood, Mike Eades, Alan Spainhour  
Technical fouls: Florida Atlantic-None. University of Miami-None.  
Attendance: 1533

Score by Periods	1st	2nd	Total
Florida Atlantic	30	38	68
University of Miami	33	51	84

Points in the paint-FAU 22,UM 36. Points off turnovers-FAU 11,UM 24.  
2nd chance points-FAU 9,UM 12. Fast break points-FAU 12,UM 20.  
Bench points-FAU 44,UM 4. Score tied-5 times. Lead changed-2 times.  
Last FG-FAU 2nd-02:52, UM 2nd-02:04.

# ● 2004-05 Season Recap and Boxscores

## GAME 5 - MIAMI 72, #19/#18 FLORIDA 65 December 4, 2004

O'Connell Center, Gainesville, Fla.

Anthony Harris scored 18 of his career-high 23 points in the second half to help Miami upset No. 19 Florida 72-65 Saturday and give first-year coach Frank Haith his biggest victory.

Miami's three starting guards combined for 55 points and gave the Gators problems all game - on offense and defense. Guillermo Diaz and Robert Hite added 16 apiece for the Hurricanes.

Harris hit a big 3-pointer with less than 4 minutes to play that put Miami ahead for good. His shot hit the front of the rim and bounced off the backboard before falling through the net and giving the Hurricanes a 63-60 lead. He followed with a floater in the lane.

Diaz sank a hanging runner in the lane with 1:30 to play that gave Miami a six-point lead. Harris hit all four of his free throws in the final minute to secure the win.

Miami also did a solid job against Florida's Big Three, especially Matt Walsh.

Anthony Roberson had 20 points and David Lee added 16, but Walsh was 2-of-9 from the floor and 1-of-5 from beyond the arc. He finished with eight points.

### VISITORS: University of Miami (3-2)

#	Player	tot-fg	3-pt	rebounds	pf	tp	a	to	blk	s	min
		fg-fga	fg-fga	of-de-tot							
02	Gary Hamilton	f 1-1	0-0	0-0	1-4-5	5	2	1	2	0	16
50	Anthony King	c 4-5	0-0	1-4	3-7-10	2	9	2	2	3	36
12	Anthony Harris	g 6-13	3-7	8-8	0-2-2	2	23	1	3	0	29
13	Guillermo Diaz	g 6-13	2-4	2-4	0-4-4	2	16	1	3	0	34
22	Robert Hite	g 5-11	2-5	4-4	0-2-2	3	16	1	0	0	32
10	Brandon Okpalobi	0-2	0-1	0-0	0-0-0	1	0	1	1	0	11
11	Eric Wilkins	0-1	0-1	0-0	0-2-2	1	0	0	0	0	14
34	William Frisby	3-5	0-0	0-0	3-3-6	4	6	1	1	0	25
55	Glenn Batemon	0-0	0-0	0-0	0-0-0	2	0	0	1	0	3
TEAM					0-3-3						
Totals		25-51	7-18	15-20	7-27-34	22	72	8	13	3	200

TOTAL FG% 1st Half: 10-22 45.5% 2nd Half: 15-29 51.7% Game: 49.0% DEADBALL  
3-Pt. FG% 1st Half: 4-12 33.3% 2nd Half: 3-6 50.0% Game: 38.9% REBOUNDS  
F Throw % 1st Half: 6-6 100% 2nd Half: 9-14 64.3% Game: 75.0% 2

### HOME TEAM: Florida (4-1)

#	Player	tot-fg	3-pt	rebounds	pf	tp	a	to	blk	s	min
		fg-fga	fg-fga	of-de-tot							
02	Corey Brewer	f 1-5	1-2	2-4	1-2-3	3	5	0	0	1	26
24	David Lee	c 6-10	0-0	4-6	2-6-8	3	16	1	3	1	34
04	Adrian Moss	c 4-7	0-2	1-1	4-1-5	4	9	0	1	0	17
01	Anthony Roberson	g 7-16	3-8	3-4	0-3-3	3	20	1	0	0	29
44	Matt Walsh	g 2-9	1-5	3-4	0-4-4	1	8	3	4	1	32
11	Taurean Green	0-3	0-2	0-0	0-0-0	1	0	4	0	0	17
12	Lee Humphrey	1-3	1-2	0-0	0-0-0	1	3	0	0	0	11
13	Joakim Noah	1-1	0-0	0-0	0-0-0	1	2	0	1	0	3
21	Mohamed Abukar	0-0	0-0	0-0	0-1-1	0	0	1	1	0	5
32	Chris Richard	1-2	0-0	0-0	1-2-3	2	2	0	1	1	21
42	Al Horford	0-0	0-0	0-0	1-2-3	1	0	0	4	1	5
TEAM					0-1-1						
Totals		23-56	6-21	13-19	9-22-31	20	65	10	15	5	200

TOTAL FG% 1st Half: 12-25 48.0% 2nd Half: 11-31 35.5% Game: 41.1% DEADBALL  
3-Pt. FG% 1st Half: 4-10 40.0% 2nd Half: 2-11 18.2% Game: 28.6% REBOUNDS  
F Throw % 1st Half: 4-4 100% 2nd Half: 9-15 60.0% Game: 68.4% 3

Officials: Ted Valentine, Gary Maxwell, Doug Simmons

Technical fouls: University of Miami-Gary Hamilton. Florida-Adrian Moss.

Attendance: 10862

Score by Periods	1st	2nd	Total
University of Miami	30	42	72
Florida	32	33	65

Points in the paint-UM 30,UF 32. Points off turnovers-UM 10,UF 12.  
2nd chance points-UM 10,UF 10. Fast break points-UM 0,UF 0.  
Bench points-UM 6,UF 7. Score tied-6 times. Lead changed-1 time.  
Last FG-UM 2nd-01:33, UF 2nd-00:47.

## GAME 6 - MIAMI 80, FIU 67 December 7, 2004

Pharmed Arena, Miami, Fla.

Robert Hite poured in a game-high 29 points and Anthony Harris posted his second consecutive career-high with 25 points to lead the University of Miami to an 80-67 win over crosstown rival Florida International at Pharmed Arena.

Miami's three starting guards of Hite, Harris and Guillermo combined for 67 points on the night. Guillermo Diaz had 13 for the Hurricanes, but played just 26 minutes due to foul trouble.

Hite, who also had a team-high nine rebounds, was 11-19 from the field, including 7-10 from three-point range. The seven treys were a career-high for Hite and the most by a Hurricane since January 20, 2003 when Darius Rice connected on seven threes against Connecticut.

Miami shot 51.7 percent in the first half to open up a 40-27 lead at halftime. The Hurricanes extended the lead to 64-44 following a long three-pointer by Hite with 10:23 to play.

FIU would get no closer than 11 the rest of the way. The Golden Panthers were led by Ivan Almonte who posted 22 points while Junior Matias came off the bench to score 21.

### VISITORS: University of Miami (4-2)

#	Player	tot-fg	3-pt	rebounds	pf	tp	a	to	blk	s	min
		fg-fga	fg-fga	of-de-tot							
02	Gary Hamilton	f 2-4	0-0	0-1	2-3-5	2	4	1	1	0	29
50	Anthony King	c 1-1	0-0	4-4	1-6-7	3	6	2	0	1	31
12	Anthony Harris	g 7-13	3-7	8-9	1-1-2	3	25	4	4	0	33
13	Guillermo Diaz	g 4-14	2-7	3-5	0-0-0	3	13	5	4	0	26
22	Robert Hite	g 11-19	7-10	0-1	4-5-9	0	29	2	0	0	32
04	Antoine Mayhand	0-1	0-1	0-0	0-0-0	0	0	0	0	0	2
10	Brandon Okpalobi	0-0	0-0	0-0	0-0-0	1	0	0	0	0	7
11	Eric Wilkins	0-0	0-0	1-2	0-0-0	0	1	0	2	0	12
34	William Frisby	0-2	0-0	0-0	0-3-3	5	0	0	0	0	11
55	Glenn Batemon	1-1	0-0	0-0	0-0-0	1	2	0	0	0	9
TEAM					0-4-4						
Totals		26-55	12-25	16-22	8-22-30	18	80	14	11	1	200

TOTAL FG% 1st Half: 15-29 51.7% 2nd Half: 11-26 42.3% Game: 47.3% DEADBALL  
3-Pt. FG% 1st Half: 5-11 45.5% 2nd Half: 7-14 50.0% Game: 48.0% REBOUNDS  
F Throw % 1st Half: 5-7 71.4% 2nd Half: 11-15 73.3% Game: 72.7% 1

### HOME TEAM: Florida International (3-3)

#	Player	tot-fg	3-pt	rebounds	pf	tp	a	to	blk	s	min
		fg-fga	fg-fga	of-de-tot							
24	Almonte, Ivan	f 8-15	0-1	6-11	4-7-11	1	22	3	3	0	39
02	Burnett, Byron	c 3-7	0-0	0-0	1-3-4	0	6	2	3	2	25
10	Lewis, Jayce	g 0-0	0-0	0-0	0-4-4	3	0	2	1	0	28
21	N'Diaye, Ismael	g 4-9	1-2	1-2	1-3-4	2	10	2	1	0	35
23	daSilva, Raphael	g 0-1	0-0	0-0	0-0-0	2	0	1	1	0	7
00	Jones, Antonio	0-2	0-2	2-2	0-0-0	3	2	1	1	0	11
04	Bailey, Sheldon	0-0	0-0	0-0	1-0-1	1	0	1	1	0	6
12	Chavez-Jacobo, Cesar	0-2	0-1	0-0	0-0-0	2	0	1	0	0	7
15	Simms, Kenny	2-3	0-0	0-1	1-2-3	3	4	0	1	1	11
20	Matias, Junior	6-11	2-5	7-7	1-1-2	2	21	0	1	0	28
32	Krsteviski, Krste	1-1	0-0	0-0	1-0-1	0	2	0	1	0	3
TEAM					0-6-6						
Totals		24-51	3-11	16-23	10-26-36	19	67	13	14	3	200

TOTAL FG% 1st Half: 9-19 47.4% 2nd Half: 15-32 46.9% Game: 47.1% DEADBALL  
3-Pt. FG% 1st Half: 1-3 33.3% 2nd Half: 2-8 25.0% Game: 27.3% REBOUNDS  
F Throw % 1st Half: 8-9 88.9% 2nd Half: 8-14 57.1% Game: 69.6% 2

Officials: Rick Crawford, Terry Moore, Raymond Styons

Technical fouls: University of Miami-None. Florida International-None.

Attendance: 3221

Score by Periods	1st	2nd	Total
University of Miami	40	40	80
Florida International	27	40	67

Points in the paint-UM 18,FIU 36. Points off turnovers-UM 10,FIU 11.  
2nd chance points-UM 10,FIU 14. Fast break points-UM 8,FIU 4.  
Bench points-UM 3,FIU 29. Score tied-5 times. Lead changed-5 times.  
Last FG-UM 2nd-04:21, FIU 2nd-00:03.

# ● 2004-05 Season Recap and Boxscores

## GAME 7 - MIAMI 80, MASSACHUSETTS 53 December 12, 2004

Convocation Center, Coral Gables, Fla.

Guillermo Diaz scored a game-high 20 points and Anthony Harris keyed a decisive second-half run to lead Miami to an 80-53 win over Massachusetts at the Convocation Center.

The Hurricanes went into halftime up 37-22, and opened the second half with an 18-2 run, including seven points from Harris.

Miami took a 31-point lead on a three-pointer from Robert Hite that made it 55-24 with 13:42 remaining. Hite finished with 18 points connecting on 5-6 from behind the arc. Massachusetts never got closer than 22 points.

Art Bowers scored 16 points for Massachusetts in the loss. Anthony Anderson added 12 points and three steals for the Minutemen.

Miami's starting guard trio of Diaz, Harris and Hite combined for 54 points, connecting on 13-of-20 three-pointers. The Hurricanes shot 49.2 percent from the field, including 59.1 percent (13-of-22) from 3-point range, and outrebounded the Minutemen 40-26.

### VISITORS: Massachusetts (3-3)

##	Player		tot-fg fg-fga	3-pt fg-fga	ft-fa	rebounds of-de-tot	pf	tp	a	to	blk	s	min
05	Stephane Lasme	f	1-2	0-0	0-0	2-2-4	2	2	1	1	5	0	23
22	Jeff Viggiano	f	0-2	0-1	2-2	1-2-3	0	2	0	1	0	0	20
01	Rashaun Freeman	c	3-7	0-0	1-2	3-2-5	2	7	1	7	0	0	27
12	Anthony Anderson	g	4-10	4-9	0-0	0-2-2	2	12	3	1	0	3	36
34	Art Bowers	g	6-14	4-10	0-0	0-3-3	3	16	1	1	0	1	30
00	Brennan Martin		0-2	0-2	0-0	0-0-0	1	0	1	1	0	0	9
02	Chris Chadwick		2-4	1-2	0-0	0-0-0	1	5	1	1	0	2	11
03	Maurice Maxwell		1-5	1-4	1-2	3-1-4	1	4	2	1	0	0	19
23	Lawrence Carrier		2-5	1-3	0-2	0-2-2	1	5	0	0	0	0	19
24	Jeff Salovski		0-0	0-0	0-0	0-1-1	0	0	0	0	0	0	6
TEAM						1-1-2							
Totals			19-51	11-31	4-8	10-16-26	13	53	10	15	5	6	200

TOTAL FG%	1st Half: 8-24 33.3%	2nd Half: 11-27 40.7%	Game: 37.3% DEADBALL
3-Pt. FG%	1st Half: 3-13 23.1%	2nd Half: 8-18 44.4%	Game: 35.5% REBOUNDS
F Throw %	1st Half: 3-4 75.0%	2nd Half: 1-4 25.0%	Game: 50.0% 1

### HOME TEAM: University of Miami (5-2)

##	Player		tot-fg fg-fga	3-pt fg-fga	ft-fa	rebounds of-de-tot	pf	tp	a	to	blk	s	min
34	William Frisby	f	5-9	0-0	4-4	3-5-8	1	14	1	4	1	0	27
50	Anthony King	c	1-2	0-0	0-0	3-6-9	2	2	0	2	3	0	26
12	Anthony Harris	g	6-15	4-7	0-0	1-1-2	1	16	7	2	1	1	31
13	Guillermo Diaz	g	8-12	4-7	0-0	2-3-5	0	20	4	1	0	1	32
22	Robert Hite	g	6-11	5-6	1-2	0-5-5	3	18	0	1	0	0	28
02	Gary Hamilton		1-4	0-0	0-0	3-3-6	0	2	1	0	0	0	23
04	Antoine Mayhand		0-0	0-0	2-2	0-0-0	0	2	1	0	0	1	6
10	Brandon Okpalobi		0-2	0-2	0-0	1-0-1	1	0	2	1	0	0	9
11	Eric Wilkins		2-5	0-0	0-0	2-1-3	0	4	1	1	0	0	14
42	Raymond Hicks		1-1	0-0	0-0	0-1-1	0	2	0	0	0	0	2
55	Glenn Batemon		0-0	0-0	0-0	0-0-0	0	0	0	0	0	0	2
TEAM						0-0-0							
Totals			30-61	13-22	7-8	15-25-40	8	80	17	12	5	3	200

TOTAL FG%	1st Half: 14-34 41.2%	2nd Half: 16-27 59.3%	Game: 49.2% DEADBALL
3-Pt. FG%	1st Half: 8-14 57.1%	2nd Half: 5-8 62.5%	Game: 59.1% REBOUNDS
F Throw %	1st Half: 1-2 50.0%	2nd Half: 6-6 100%	Game: 87.5% 1

Officials: Edwin Edsall, Bryan Kersey, Dwayne Gladden  
Technical fouls: Massachusetts-Maurice Maxwell. University of Miami-None.  
Attendance: 2392

Score by Periods	1st	2nd	Total
Massachusetts	22	31	53
University of Miami	37	43	80

Points in the paint-UMASS 12,UM 26. Points off turnovers-UMASS 7,UM 22.  
2nd chance points-UMASS 9,UM 15. Fast break points-UMASS 2,UM 2.  
Bench points-UMASS 14,UM 10. Score tied-1 time. Lead changed-1 time.  
Last FG-UMASS 2nd-00:15, UM 2nd-01:21.

## GAME 8 - MIAMI 81, STETSON 50 December 18, 2004

Convocation Center, Coral Gables, Fla.

Guillermo Diaz scored 14 points and Gary Hamilton recorded his first career double-double to lead Miami to an 81-50 win over Stetson at the Convocation Center.

Hamilton finished with 10 points and a game-high 10 rebounds off the bench for the Hurricanes who have now won five straight.

Miami managed just a 30-23 halftime lead, but used a dominant second half to put the game out of reach.

The Hurricanes opened the half with an 18-5 run, taking a 48-28 lead on a three-point play by guard Robert Hite with 13:52 remaining.

Miami shot 63.3 percent in the second half after connecting on just 36.7 percent of its field goals in the first half. Stetson shot just 32.1 percent in the game, including 26.9 percent in the second half.

E.J. Gordon scored a game-high 16 points for Stetson.

### VISITORS: Stetson (2-4)

##	Player		tot-fg fg-fga	3-pt fg-fga	ft-fa	rebounds of-de-tot	pf	tp	a	to	blk	s	min
02	E.J. Gordon	f	6-17	2-4	2-2	0-3-3	4	16	2	2	1	3	31
04	Karl Hollingsworth	f	6-9	1-3	1-2	0-0-0	1	14	2	4	0	1	30
55	Mark Stiles	c	3-7	2-3	2-2	1-3-4	3	10	0	0	1	0	31
03	Anthony Register	g	0-5	0-1	1-3	1-3-4	1	1	1	5	0	0	31
12	Will Holloman	g	2-6	1-3	0-0	0-2-2	3	5	1	2	0	1	30
00	Trevour McIntosh		0-0	0-0	0-0	0-0-0	0	0	0	0	0	0	2
01	Gabe McMillen		0-4	0-2	0-0	0-4-4	1	0	1	1	0	0	17
33	Ben Bridges		0-0	0-0	0-0	1-0-1	4	0	1	0	0	0	4
42	C. Kickingstallion		0-4	0-0	2-2	2-2-4	0	2	0	0	0	2	11
44	J.J. Hirst		0-1	0-0	2-2	1-0-1	4	2	0	1	0	0	13
TEAM						2-1-3							
Totals			17-53	6-16	10-13	8-18-26	21	50	8	15	2	7	200

TOTAL FG%	1st Half: 10-27 37.0%	2nd Half: 7-26 26.9%	Game: 32.1% DEADBALL
3-Pt. FG%	1st Half: 3-8 37.5%	2nd Half: 3-8 37.5%	Game: 37.5% REBOUNDS
F Throw %	1st Half: 0-0 0.0%	2nd Half: 10-13 76.9%	Game: 76.9% 2

### HOME TEAM: University of Miami (6-2)

##	Player		tot-fg fg-fga	3-pt fg-fga	ft-fa	rebounds of-de-tot	pf	tp	a	to	blk	s	min
34	William Frisby	f	3-7	0-1	2-2	1-4-5	0	8	0	1	0	0	18
50	Anthony King	c	3-4	0-0	1-2	3-4-7	1	7	2	2	1	1	24
12	Anthony Harris	g	3-7	3-6	2-4	0-2-2	1	11	5	2	0	1	24
13	Guillermo Diaz	g	5-12	2-6	2-3	2-3-5	1	14	1	2	0	0	30
22	Robert Hite	g	5-12	0-6	1-1	1-3-4	3	11	0	1	0	0	25
02	Gary Hamilton		4-5	0-0	2-4	6-4-10	2	10	2	0	1	0	20
03	Lee Butler		1-1	0-0	3-4	0-0-0	2	5	1	0	0	0	4
04	Antoine Mayhand		1-2	0-1	0-0	0-2-2	2	2	2	0	0	0	11
10	Brandon Okpalobi		0-1	0-0	0-0	0-1-1	1	0	0	1	0	1	11
11	Eric Wilkins		1-2	0-0	1-2	1-0-1	1	3	1	2	0	1	10
21	Jonathan Stratton		0-1	0-1	0-0	0-0-0	0	0	0	1	0	0	3
42	Raymond Hicks		2-3	0-1	0-0	1-0-1	0	4	1	0	0	1	10
44	Keaton Copeland		1-1	1-1	0-0	0-0-0	2	3	0	0	0	0	4
55	Glenn Batemon		1-2	0-0	1-3	1-1-2	0	3	0	1	0	1	6
TEAM						2-5-7							
Totals			30-60	6-23	15-25	18-29-47	16	81	15	13	2	6	200

TOTAL FG%	1st Half: 11-30 36.7%	2nd Half: 19-30 63.3%	Game: 50.0% DEADBALL
3-Pt. FG%	1st Half: 3-14 21.4%	2nd Half: 3-9 33.3%	Game: 26.1% REBOUNDS
F Throw %	1st Half: 5-9 55.6%	2nd Half: 10-16 62.5%	Game: 60.0% 4

Officials: Leslie Jones, Gary Maxwell, Mark Schnur  
Technical fouls: Stetson-None. University of Miami-None.  
Attendance: 2519

Score by Periods	1st	2nd	Total
Stetson	23	27	50
University of Miami	30	51	81

Points in the paint-STET 16,UM 42. Points off turnovers-STET 14,UM 13.  
2nd chance points-STET 6,UM 26. Fast break points-STET 9,UM 6.  
Bench points-STET 4,UM 30. Score tied-2 times. Lead changed-2 times.  
Last FG-STET 2nd-02:00, UM 2nd-00:58.

# ● 2004-05 Season Recap and Boxscores

## GAME 9 - MIAMI 69, TENNESSEE TECH 57 December 23, 2004

Convocation Center, Coral Gables, Fla.

Robert Hite scored 19 points to lead the University of Miami to a 69-57 win over Tennessee Tech at the Convocation Center.

Miami started out sluggish trailing 22-17 before closing the first half on a 12-5 run. Hite scored 10 of Miami's 29 points and added four of his game-high five steals in the first half.

Tennessee Tech pulled to within 40-38 on a three-pointer by Anthony Fisher at 13:27 of the second half, but Miami went on a 13-4 run to take a 53-42 lead with 7:17 remaining. The run was led by eight points from Anthony Harris, who scored all 14 of his points in the second half.

The Golden Eagles never got closer than five points the rest of the way. Willie Jenkins scored a game-high 25 points for Tennessee Tech.

Four of Miami's five starters finished in double figures in scoring for Miami, which overcame 39.3 percent shooting by outrebounding Tennessee Tech 45-34 in rebounds.

### VISITORS: Tennessee Tech (4-5)

##	Player	tot-fg fg-fga	3-pt fg-fga	ft-fa	rebounds of-de-tot	pf	tp	a	to	blk	s	min
21	Derek Stribling	f 2-13	1-3	0-0	3-2-5	1	5	4	1	1	1	32
24	Keyon Boyd	f 0-1	0-1	1-2	0-1-1	4	1	2	2	0	0	12
34	Willie Jenkins	f 10-18	5-7	0-2	3-3-6	1	25	1	2	0	0	38
42	Jonathan Jones	c 0-0	0-0	0-0	1-1-2	0	0	0	0	1	0	12
22	Milone Clark	g 2-6	1-4	0-0	1-2-3	2	5	0	4	0	0	27
02	Anthony Fisher	2-5	2-2	1-2	0-3-3	2	7	2	2	1	2	27
03	Ben Jacobson	2-7	0-2	0-0	2-2-4	2	4	1	3	1	1	19
05	Justin Taylor	1-3	0-2	3-4	0-1-1	2	5	2	0	0	0	16
10	Amadi McKenzie	1-3	0-0	0-0	2-2-4	1	2	0	0	0	2	12
32	Antjuan Koger	1-3	1-3	0-0	0-1-1	0	3	0	1	0	0	5
TEAM		2-2-4										
Totals		21-59	10-24	5-10	14-20-34	15	57	12	16	4	6	200

TOTAL FG% 1st Half: 10-32 31.3% 2nd Half: 11-27 40.7% Game: 35.6% DEADBALL  
3-Pt. FG% 1st Half: 6-13 46.2% 2nd Half: 4-11 36.4% Game: 41.7% REBOUNDS  
F Throw % 1st Half: 1-2 50.0% 2nd Half: 4-8 50.0% Game: 50.0% 3

### HOME TEAM: University of Miami (7-2)

##	Player	tot-fg fg-fga	3-pt fg-fga	ft-fa	rebounds of-de-tot	pf	tp	a	to	blk	s	min
34	William Frisby	f 4-9	1-1	6-6	5-4-9	0	15	0	2	1	1	28
50	Anthony King	c 2-4	0-0	1-2	2-9-11	1	5	2	0	2	1	30
12	Anthony Harris	g 4-12	0-5	6-6	1-1-2	0	14	4	4	0	0	32
13	Guillermo Diaz	g 6-17	0-6	2-3	3-3-6	1	14	2	2	0	0	33
22	Robert Hite	g 7-14	4-7	1-1	3-3-6	1	19	0	1	0	5	33
02	Gary Hamilton	1-1	0-0	0-0	2-5-7	1	2	2	3	0	2	21
04	Antoine Mayhand	0-2	0-1	0-0	0-0-0	0	0	0	1	0	0	4
10	Brandon Okpalobi	0-2	0-1	0-2	1-0-1	1	0	2	1	0	1	8
11	Eric Wilkins	0-0	0-0	0-0	0-0-0	2	0	1	2	0	1	11
TEAM		2-1-3										
Totals		24-61	5-21	16-20	19-26-45	7	69	13	16	3	11	200

TOTAL FG% 1st Half: 12-29 41.4% 2nd Half: 12-32 37.5% Game: 39.3% DEADBALL  
3-Pt. FG% 1st Half: 2-10 20.0% 2nd Half: 3-11 27.3% Game: 23.8% REBOUNDS  
F Throw % 1st Half: 3-7 42.9% 2nd Half: 13-13 100% Game: 80.0% 2

Officials: Karl Hess, Roger Ayers, William Humes  
Technical fouls: Tennessee Tech-None. University of Miami-None.  
Attendance: 2388

Score by Periods	1st	2nd	Total
Tennessee Tech	27	30	57
University of Miami	29	40	69

Points in the paint-TTU 18,UM 30. Points off turnovers-TTU 9,UM 17.  
2nd chance points-TTU 4,UM 18. Fast break points-TTU 6,UM 21.  
Bench points-TTU 21,UM 2. Score tied-3 times. Lead changed-2 times.  
Last FG-TTU 2nd-01:27, UM 2nd-00:47.

## GAME 10 - MIAMI 80, APPALACHIAN STATE 63 December 30, 2004

Convocation Center, Coral Gables, Fla.

Robert Hite scored 18 points and Guillermo Diaz added 15 to help Miami beat Appalachian State, 80-63, at the Convocation Center for its seventh consecutive win.

Forward Gary Hamilton tied a career-high with 12 points and pulled down a game-high 12 rebounds in 21 minutes off the bench for Miami.

Noah Brown scored 14 points to lead Appalachian State.

Miami broke the game open with a 20-4 run to end the first half, holding Appalachian State scoreless for more than seven minutes.

The Hurricanes scored the first six points of the second half to take a 48-24 lead, and the Mountaineers never got closer than 17 points the rest of the way.

Miami's guard trio of Hite, Diaz and Anthony Harris combined for 42 points, 14 rebounds and 12 assists.

The Hurricanes shot 48.5 percent from the field and scored 16 fast-break points. Appalachian State shot just 33.9 percent from the field, connecting on just 9 of 31 3-point field goals.

### VISITORS: Appalachian State (5-5)

##	Player	tot-fg fg-fga	3-pt fg-fga	ft-fa	rebounds of-de-tot	pf	tp	a	to	blk	s	min
14	Derek Thomas	f 4-7	1-1	1-2	3-0-3	1	10	3	1	0	3	20
32	Chris McFarland	f 3-8	0-2	0-0	0-5-5	1	6	2	3	1	0	20
41	D McLaughlin-Williams	f 0-4	0-2	0-0	1-0-1	0	0	0	2	0	0	16
11	D.J. Thompson	g 3-7	2-5	2-2	1-2-3	3	10	2	1	0	0	22
33	Noah Brown	g 3-10	2-6	6-6	0-1-1	1	14	0	1	0	1	21
00	Demetrius Scott	1-3	0-2	1-2	0-3-3	2	3	0	2	1	0	17
01	Corwin Davis	4-10	2-7	0-0	1-1-2	3	10	0	1	0	0	22
02	Jeremy Clayton	0-0	0-0	0-0	0-0-0	1	0	0	1	1	0	13
03	Vincent James	0-2	0-1	0-0	0-1-1	0	0	0	0	0	0	6
04	Nathan Cranford	1-3	1-3	0-0	0-0-0	0	3	0	0	0	0	9
21	Clint Deas	0-2	0-0	2-2	2-4-6	1	2	0	0	1	1	20
22	Lennox Marshall	0-2	0-0	0-2	1-0-1	2	0	0	0	1	0	3
24	Jay McMillan	0-0	0-0	0-0	0-1-1	0	0	0	0	0	0	1
25	Herbert Jones	2-4	1-2	0-0	1-0-1	2	5	1	1	1	0	10
TEAM		5-3-8										
Totals		21-62	9-31	12-16	15-21-36	17	63	8	13	6	5	200

TOTAL FG% 1st Half: 10-28 35.7% 2nd Half: 11-34 32.4% Game: 33.9% DEADBALL  
3-Pt. FG% 1st Half: 4-16 25.0% 2nd Half: 5-15 33.3% Game: 29.0% REBOUNDS  
F Throw % 1st Half: 0-0 0.0% 2nd Half: 12-16 75.0% Game: 75.0% 1

### HOME TEAM: University of Miami (8-2)

##	Player	tot-fg fg-fga	3-pt fg-fga	ft-fa	rebounds of-de-tot	pf	tp	a	to	blk	s	min
34	William Frisby	f 4-5	0-0	0-0	4-0-4	2	8	0	3	2	2	21
50	Anthony King	c 3-6	0-0	1-2	5-6-11	1	7	0	1	3	1	23
12	Anthony Harris	g 4-11	0-3	1-3	0-5-5	0	9	7	2	0	0	27
13	Guillermo Diaz	g 7-14	1-4	0-0	0-4-4	1	15	3	2	0	1	27
22	Robert Hite	g 6-12	4-9	2-2	2-3-5	3	18	2	1	1	2	30
02	Gary Hamilton	5-9	0-0	2-4	7-5-12	3	12	0	0	1	1	21
03	Lee Butler	0-0	0-0	0-2	0-0-0	1	0	0	0	0	1	2
04	Antoine Mayhand	0-4	0-2	1-2	1-0-1	0	1	0	1	0	0	8
10	Brandon Okpalobi	2-3	0-0	0-0	0-0-0	1	4	0	0	0	0	11
11	Eric Wilkins	1-2	0-0	1-2	1-2-3	0	3	1	0	1	0	14
21	Jonathan Stratton	0-0	0-0	0-0	0-0-0	0	0	0	0	0	0	1
42	Raymond Hicks	1-2	0-0	0-0	0-1-1	1	2	0	1	0	1	10
44	Keaton Copeland	0-0	0-0	0-0	0-0-0	0	0	0	0	0	0	2
55	Glenn Batemon	0-0	0-0	1-2	0-1-1	2	1	0	0	0	0	3
TEAM		2-2-4										
Totals		33-68	5-18	9-19	22-29-51	15	80	13	11	8	9	200

TOTAL FG% 1st Half: 18-35 51.4% 2nd Half: 15-33 45.5% Game: 48.5% DEADBALL  
3-Pt. FG% 1st Half: 3-7 42.9% 2nd Half: 2-11 18.2% Game: 27.6% REBOUNDS  
F Throw % 1st Half: 3-7 42.9% 2nd Half: 6-12 50.0% Game: 47.4% 2

Officials: Mike Wood, Sam Croft, David Guthrie  
Technical fouls: Appalachian State-None. University of Miami-None.  
Attendance: 2881

Score by Periods	1st	2nd	Total
Appalachian State	24	39	63
University of Miami	42	38	80

Points in the paint-APST 12,UM 48. Points off turnovers-APST 9,UM 16.  
2nd chance points-APST 11,UM 20. Fast break points-APST 2,UM 16.  
Bench points-APST 23,UM 23. Score tied-1 time. Lead changed-4 times.  
Last FG-APST 2nd-00:15, UM 2nd-03:23.

# ● 2004-05 Season Recap and Boxscores

## GAME 11 - MIAMI 76, NORFOLK STATE 58

January 2, 2005

Convocation Center, Coral Gables, Fla.

Robert Hite scored 22 points to lead the University of Miami to a 76-58 win over Norfolk State at the Convocation Center. The win is the eighth consecutive for the Hurricanes.

Miami broke the game open late in the first half with a 16-2 run that gave the Hurricanes a 32-14 lead with 6:31 remaining in the first half.

Hite and Guillermo Diaz combined to score 12 of those 16 points. Diaz finished with 18 points, including 13 in the first half, as Miami took a 43-30 lead behind 57.1 percent shooting from the field.

Miami held Norfolk State to 35.6 percent field goal shooting for the game including 29.4 percent in the second half.

Karandick Ogunride scored 16 points and Chakowby Hicks added 15 for Norfolk State.

### VISITORS: Norfolk State (3-7)

##	Player	tot-fg fg-fga	3-pt fg-fga	ft-fga	rebounds of-de-tot	pf	tp	a	to	blk	s	min
42	Calvin Brown	f 0-2	0-0	2-2	2-2-4	2	2	2	3	1	1	23
50	Karandick Ogunride	f 7-11	0-0	2-2	4-2-6	5	16	0	2	0	1	34
05	Tony Murphy	g 2-7	2-6	0-0	0-4-4	1	6	0	3	0	1	23
15	Ryan Grier	g 4-10	2-7	0-0	0-1-1	2	10	3	3	0	0	25
24	Chakowby Hicks	g 4-14	2-5	5-7	2-2-4	1	15	6	4	0	2	35
02	Keith Young	0-0	0-0	0-0	0-1-1	0	0	0	0	0	0	5
03	Austin Weatherington	0-0	0-0	0-0	0-0-0	0	0	0	0	0	0	2
04	Armand Massogo	0-1	0-1	0-0	0-0-0	0	0	0	0	0	0	4
10	Rashid Cann	0-0	0-0	0-0	0-0-0	1	0	0	0	0	0	2
11	Curtis Bunn	2-7	1-2	0-0	2-3-5	0	5	1	0	0	1	23
23	Bass Dieng	0-0	0-0	0-0	0-0-0	0	0	0	0	0	0	4
25	Tynell Dunkley	1-4	0-1	0-0	1-0-1	3	2	0	0	0	0	7
44	Kyle Garrison	0-0	0-0	0-0	0-0-0	0	0	0	1	0	0	2
45	Larry Vickers	1-3	0-0	0-0	0-1-1	2	2	0	0	1	0	11
TEAM		3-2-5										
Totals		21-59	7-22	9-11	14-18-32	17	58	12	16	2	6	200

TOTAL FG%	1st Half: 11-25	44.0%	2nd Half: 10-34	29.4%	Game: 35.6%	DEADBALL
3-Pt. FG%	1st Half: 5-14	35.7%	2nd Half: 2-8	25.0%	Game: 31.8%	REBOUNDS
F Throw %	1st Half: 3-4	75.0%	2nd Half: 6-7	85.7%	Game: 81.8%	1

### HOME TEAM: University of Miami (9-2)

##	Player	tot-fg fg-fga	3-pt fg-fga	ft-fga	rebounds of-de-tot	pf	tp	a	to	blk	s	min
34	William Frisby	f 5-6	0-0	3-3	2-4-6	5	13	0	1	0	0	24
50	Anthony King	c 3-3	0-0	5-6	2-3-5	0	11	1	1	2	2	30
12	Anthony Harris	g 4-10	0-2	1-1	0-1-1	4	9	6	3	0	2	24
13	Guillermo Diaz	g 5-11	3-7	5-6	0-5-5	1	18	3	3	1	1	35
22	Robert Hite	g 8-19	3-10	3-3	1-3-4	0	22	1	3	0	1	34
02	Gary Hamilton	1-1	0-0	1-2	3-5-8	1	3	2	1	1	1	21
10	Brandon Okpalobi	0-2	0-1	0-0	0-1-1	1	0	3	0	0	2	16
11	Eric Wilkins	0-2	0-1	0-0	0-1-1	0	0	0	0	0	0	12
42	Raymond Hicks	0-0	0-0	0-0	0-0-0	2	0	0	0	0	0	4
TEAM		2-2-4										
Totals		26-54	6-21	18-21	10-25-35	14	76	16	12	4	9	200

TOTAL FG%	1st Half: 16-28	57.1%	2nd Half: 10-26	38.5%	Game: 48.1%	DEADBALL
3-Pt. FG%	1st Half: 3-9	33.3%	2nd Half: 3-12	25.0%	Game: 28.6%	REBOUNDS
F Throw %	1st Half: 8-9	88.9%	2nd Half: 10-12	83.3%	Game: 85.7%	3

Officials: Timothy Nestor, Sean Hull, Bernard Clinton  
Technical fouls: Norfolk State-None. University of Miami-None.  
Attendance: 2157

Score by Periods	1st	2nd	Total
Norfolk State	30	28	58
University of Miami	43	33	76

Points in the paint-NSU 18,UM 38. Points off turnovers-NSU 6,UM 18.  
2nd chance points-NSU 18,UM 9. Fast break points-NSU 2,UM 6.  
Bench points-NSU 9,UM 3. Score tied-0 times. Lead changed-0 times.  
Last FG-NSU 2nd-04:18, UM 2nd-00:23.

## GAME 12 - #9/#10 GEORGIA TECH 80, MIAMI 69

January 6, 2005

Alexander Memorial Coliseum, Atlanta, Ga.

Will Bynum scored 21 points to lead the ninth-ranked Georgia Tech Yellow Jackets to an 80-69 win over the University of Miami spoiling the Hurricanes' ACC debut.

The Yellow Jackets built a 14-point halftime lead and then held off Miami's surge in the first 5 minutes of the second half.

Luke Schenscher scored 15 points and Jarrett Jack chipped in 14 points and a team-high nine rebounds.

The Hurricanes came into the game with an eight-game winning streak, including an upset of Florida.

Miami was led by Guillermo Diaz who scored a game-high 27 points including several acrobatic shots that drew gasps from the crowd at Alexander Memorial Coliseum.

The Yellow Jackets led 46-32 at halftime, seizing control with a 14-1 spurt. Miami got back in the game with a 15-2 run to start the second half.

But the Yellow Jackets never surrendered their lead. Bynum hit a shot in the lane, the first of five straight Georgia Tech points. Miami's momentum was stymied, and Jack finished off the Hurricanes when he sank a 3-pointer with 2:25 remaining to make it 75-64.

### VISITORS: University of Miami (9-3, 0-1)

##	Player	tot-fg fg-fga	3-pt fg-fga	ft-fga	rebounds of-de-tot	pf	tp	a	to	blk	s	min
34	William Frisby	f 3-12	0-0	0-0	7-6-13	4	6	0	1	0	0	28
50	Anthony King	c 3-6	0-0	1-4	4-4-8	3	7	0	1	3	0	29
12	Anthony Harris	g 5-13	0-4	0-0	1-3-4	2	10	5	1	0	0	27
13	Guillermo Diaz	g 9-18	3-9	6-11	3-3-6	2	27	2	3	1	3	36
22	Robert Hite	g 5-17	1-7	2-2	1-4-5	2	13	1	2	0	1	32
02	Gary Hamilton	1-1	0-0	2-4	2-3-5	3	4	1	0	0	1	21
04	Antoine Mayhand	0-0	0-0	0-0	0-0-0	0	0	0	0	0	0	1
10	Brandon Okpalobi	0-1	0-0	0-0	0-1-1	1	0	0	1	0	0	11
11	Eric Wilkins	1-4	0-0	0-0	0-0-0	0	2	0	1	0	1	13
42	Raymond Hicks	0-0	0-0	0-0	0-0-0	0	0	0	0	0	0	0+
55	Glenn Bateman	0-1	0-0	0-0	1-0-1	0	0	0	0	0	0	2
TEAM		2-1-3										
Totals		27-73	4-20	11-21	21-25-46	17	69	9	10	4	6	200

TOTAL FG%	1st Half: 12-36	33.3%	2nd Half: 15-37	40.5%	Game: 37.0%	DEADBALL
3-Pt. FG%	1st Half: 3-11	27.3%	2nd Half: 1-9	11.1%	Game: 20.0%	REBOUNDS
F Throw %	1st Half: 5-9	55.6%	2nd Half: 6-12	50.0%	Game: 52.4%	5,1

### HOME TEAM: Georgia Tech (10-2, 1-0)

##	Player	tot-fg fg-fga	3-pt fg-fga	ft-fga	rebounds of-de-tot	pf	tp	a	to	blk	s	min
02	Isma'il Muhammad	f 4-10	0-0	0-2	3-1-4	2	8	3	4	2	0	23
55	Anthony McHenry	f 2-5	0-3	1-2	1-5-6	2	5	1	0	0	1	31
12	Luke Schenscher	c 7-11	0-0	1-4	1-3-4	4	15	1	2	2	0	29
03	Jarrett Jack	g 3-8	2-3	6-7	0-9-9	0	14	2	2	0	2	37
11	Will Bynum	g 8-15	2-6	3-4	2-0-2	1	21	7	0	0	0	32
04	Ra'Sean Dickey	2-3	0-0	2-3	3-3-6	4	6	2	1	0	0	9
05	Mario West	0-0	0-0	0-0	0-1-1	1	0	0	0	0	0	5
23	Anthony Morrow	4-8	3-6	0-0	1-1-2	2	11	1	1	0	0	24
35	Zam Fredrick	0-0	0-0	0-0	0-0-0	0	0	0	0	0	0	1
44	Theodis Tarver	0-2	0-0	0-0	1-2-3	1	0	1	0	0	0	9
TEAM		1-2-3										
Totals		30-62	7-18	13-22	13-27-40	17	80	18	11	4	3	200

TOTAL FG%	1st Half: 16-30	53.3%	2nd Half: 14-32	43.8%	Game: 48.4%	DEADBALL
3-Pt. FG%	1st Half: 6-12	50.0%	2nd Half: 1-6	16.7%	Game: 38.9%	REBOUNDS
F Throw %	1st Half: 8-10	80.0%	2nd Half: 5-12	41.7%	Game: 59.1%	2,3

Officials: Bob Donato, Steve Gordon, John Cahill  
Technical fouls: University of Miami-None. Georgia Tech-None.  
Attendance: 9191

Score by Periods	1st	2nd	Total
University of Miami	32	37	69
Georgia Tech	46	34	80

Points in the paint-UM 38,GT 44. Points off turnovers-UM 6,GT 5.  
2nd chance points-UM 18,GT 15. Fast break points-UM 10,GT 5.  
Bench points-UM 6,GT 17. Score tied-2 times. Lead changed-4 times.  
Last FG-UM 2nd-01:19, GT 2nd-01:28.



# ● 2004-05 Season Recap and Boxscores

## GAME 13 - MIAMI 67, #24 NC STATE 66

January 9, 2005

Convocation Center, Coral Gables, Fla.

Guillermo Diaz scored a game-high 26 points to lead the University of Miami to a 67-66 win over 24th-ranked North Carolina State at the Convocation Center giving the Hurricanes their first Atlantic Coast Conference win.

A potential game-winning three-pointer by the Wolfpack's Cameron Bennerman bounced off the side of the backboard with 1 second left.

Diaz, who has scored 53 points in Miami's first two league games, missed his first four shots and went scoreless over the first 11 minutes. But he finished 5-for-9 from 3-point range and made two free throws with 23 seconds left to put the Hurricanes ahead 67-63.

Engin Atsur's three-point basket made it 67-66, and Diaz missed the front end of a 1-and-1 to give the Wolfpack the last shot. After a timeout, Ilian Evtimov drove the lane and fed Bennerman, who badly misfired under pressure.

Robert Hite scored 19 points for the Hurricanes. Evtimov scored a season-high 19 points, while Andrew Brackman added 16 and Atsur 15 for NC State.

North Carolina State made 12 of 24 three-point tries but was outrebounded 40-27.

### VISITORS: North Carolina State (10-4, 0-1)

#	Player	tot-fg fg-fga	3-pt fg-fga	ft-fa	rebounds of-de-tot	pf	tp	a	to	blk	s	min
03	Ilian Evtimov	f 7-11	5-8	0-0	0-2-2	1	19	6	3	0	0	38
24	Julius Hodge	f 5-13	0-2	4-10	6-6-12	0	14	1	2	1	0	34
40	Andrew Brackman	f 6-8	4-6	0-0	0-5-5	3	16	0	3	0	0	27
32	Jordan Collins	c 0-4	0-1	0-0	1-1-2	3	0	0	0	0	1	23
14	Engin Atsur	g 5-10	3-6	2-2	1-0-1	2	15	4	1	0	3	39
11	Gavin Grant	0-2	0-0	0-0	1-2-3	1	0	2	1	0	2	9
13	Cameron Bennerman	1-3	0-1	0-0	0-0-0	3	2	1	0	0	1	17
21	Levi Watkins	0-0	0-0	0-0	0-0-0	0	0	0	1	0	0	7
33	Cedric Simmons	0-0	0-0	0-0	0-2-2	1	0	0	1	2	0	6
TEAM					0-0-0							
Totals		24-51	12-24	6-12	9-18-27	14	66	14	12	3	7	200

TOTAL FG%	1st Half: 13-24	54.2%	2nd Half: 11-27	40.7%	Game: 47.1%	DEADBALL
3-Pt. FG%	1st Half: 7-11	63.6%	2nd Half: 5-13	38.5%	Game: 50.0%	REBOUNDS
F Throw %	1st Half: 1-5	20.0%	2nd Half: 5-7	71.4%	Game: 50.0%	1

### HOME TEAM: University of Miami (10-3, 1-1)

#	Player	tot-fg fg-fga	3-pt fg-fga	ft-fa	rebounds of-de-tot	pf	tp	a	to	blk	s	min
34	William Frisby	f 2-4	0-0	0-0	2-5-7	3	4	0	2	1	0	26
50	Anthony King	c 4-5	0-0	1-1	6-4-10	0	9	0	2	4	0	33
12	Anthony Harris	g 2-10	0-4	0-0	0-3-3	3	4	5	2	0	0	27
13	Guillermo Diaz	g 9-17	5-9	3-6	4-2-6	4	26	2	3	1	1	33
22	Robert Hite	g 8-18	3-7	0-1	1-2-3	2	19	0	1	1	4	34
02	Gary Hamilton	1-3	0-0	0-0	3-5-8	1	2	0	2	0	1	21
10	Brandon Okpalobi	0-0	0-0	0-0	0-1-1	0	0	1	0	0	0	13
11	Eric Wilkins	1-1	0-0	1-2	0-0-0	1	3	0	1	0	1	13
TEAM					1-1-2							
Totals		27-58	8-20	5-10	17-23-40	14	67	8	13	7	7	200

TOTAL FG%	1st Half: 14-32	43.8%	2nd Half: 13-26	50.0%	Game: 46.6%	DEADBALL
3-Pt. FG%	1st Half: 5-8	62.5%	2nd Half: 3-12	25.0%	Game: 40.0%	REBOUNDS
F Throw %	1st Half: 1-3	33.3%	2nd Half: 4-7	57.1%	Game: 50.0%	1

Officials: Karl Hess, Mike Wood, Jamie Luckie

Technical fouls: North Carolina State-None. University of Miami-None.

Attendance: 6067

Score by Periods	1st	2nd	Total
North Carolina State	34	32	66
University of Miami	34	33	67

Points in the paint-ST 22,UM 26. Points off turnovers-ST 14,UM 15.  
2nd chance points-ST 10,UM 21. Fast break points-ST 2,UM 4.  
Bench points-ST 2,UM 5. Score tied-7 times. Lead changed-7 times.  
Last FG-ST 2nd-00:14, UM 2nd-02:14.

## GAME 14 - MIAMI 91, VIRGINIA 80

January 12, 2005

University Hall, Charlottesville, Va.

Guillermo Diaz scored 26 points and Anthony Harris added 21 as the University of Miami defeated Virginia, 91-80, in Charlottesville marking the Hurricanes' first ACC road victory.

Trailing 55-54 with 14:59 to play, Miami scored 18 of the next 27 points, helped by a stretch early in the run when Virginia turned the ball over on five consecutive possessions without getting off a shot.

Diaz had eight points in the run, including a three-point play and then a three-pointer with 7:05 left, giving the Hurricanes a 72-64 lead.

Virginia closed within 72-67 on a three-pointer by Devin Smith with 5:32 left, but Robert Hite scored inside and Gary Hamilton followed with a dunk after a Cavaliers turnover and Virginia never got close again.

Smith led Virginia with 21 points, and Elton Brown had 20 and 10 rebounds. Brown managed just two points and three rebounds after halftime.

Hite added 15 points and William Frisby 12 for the Hurricanes. Frisby had eight in the first 4 minutes of the second half, all putbacks.

### VISITORS: University of Miami (11-3, 2-1)

#	Player	tot-fg fg-fga	3-pt fg-fga	ft-fa	rebounds of-de-tot	pf	tp	a	to	blk	s	min
34	William Frisby	f 6-11	0-0	0-0	6-3-9	4	12	1	1	0	1	22
50	Anthony King	c 1-2	0-0	3-6	1-6-7	1	5	3	1	4	0	32
12	Anthony Harris	g 8-13	1-5	4-8	3-3-6	2	21	2	2	0	0	31
13	Guillermo Diaz	g 6-13	4-7	10-10	0-1-1	3	26	2	1	0	2	33
22	Robert Hite	g 3-13	1-6	8-8	1-7-8	1	15	3	2	1	3	35
02	Gary Hamilton	3-6	0-0	0-2	2-4-6	3	6	0	0	1	0	22
10	Brandon Okpalobi	0-0	0-0	0-1	0-1-1	1	0	2	0	0	0	9
11	Eric Wilkins	3-5	0-0	0-0	0-0-0	0	6	1	3	0	2	12
42	Raymond Hicks	0-0	0-0	0-0	0-0-0	0	0	0	0	0	0	1
55	Glenn Batemon	0-0	0-0	0-0	0-0-0	0	0	0	0	0	0	3
TEAM					0-1-1							
Totals		30-63	6-18	25-35	14-25-39	15	91	14	10	6	8	200

TOTAL FG%	1st Half: 13-34	38.2%	2nd Half: 17-29	58.6%	Game: 47.6%	DEADBALL
3-Pt. FG%	1st Half: 4-10	40.0%	2nd Half: 2-8	25.0%	Game: 33.3%	REBOUNDS
F Throw %	1st Half: 10-15	66.7%	2nd Half: 15-20	75.0%	Game: 71.4%	5,1

### HOME TEAM: Virginia (9-4, 0-3)

#	Player	tot-fg fg-fga	3-pt fg-fga	ft-fa	rebounds of-de-tot	pf	tp	a	to	blk	s	min
30	Joseph, Adrian	f 3-8	2-5	3-3	4-3-7	3	11	2	2	0	1	27
34	Clark, Jason	f 0-0	0-0	0-0	0-3-3	1	0	0	0	1	0	10
43	Brown, Elton	c 7-15	0-0	6-7	5-5-10	3	20	0	5	0	0	33
02	Reynolds, J.R.	g 0-3	0-3	2-2	0-1-1	5	2	1	2	0	0	24
44	Singleary, Sean	g 3-8	1-4	1-2	0-3-3	4	8	2	2	0	0	35
12	Campbell, Billy	0-0	0-0	0-0	0-0-0	0	0	0	0	0	0	1
15	Bannister, T.J.	0-0	0-0	0-0	0-0-0	5	0	3	2	0	0	12
23	Forbes, Gary	6-13	0-3	1-1	1-2-3	3	13	2	2	1	0	22
32	Cain, Jason	1-2	1-1	0-0	1-0-1	0	3	1	1	0	0	6
33	Smith, Devin	8-15	4-8	1-2	0-6-6	1	21	0	3	0	0	28
55	Minter, Donte	1-3	0-0	0-1	1-0-1	0	2	0	0	0	0	2
TEAM					2-1-3							
Totals		29-67	8-24	14-18	14-24-38	25	80	11	19	2	1	200

TOTAL FG%	1st Half: 17-36	47.2%	2nd Half: 12-31	38.7%	Game: 43.3%	DEADBALL
3-Pt. FG%	1st Half: 5-14	35.7%	2nd Half: 3-10	30.0%	Game: 33.3%	REBOUNDS
F Throw %	1st Half: 7-8	87.5%	2nd Half: 7-10	70.0%	Game: 77.8%	2

Officials: Reggie Cofer, Ray Natili, Tim Nestor

Technical fouls: University of Miami-Eric Wilkins. Virginia-None.

Attendance: 8079

Score by Periods	1st	2nd	Total
University of Miami	40	51	91
Virginia	46	34	80

Points in the paint-UM 42,VA 34. Points off turnovers-UM 21,VA 11.  
2nd chance points-UM 14,VA 21. Fast break points-UM 11,VA 0.  
Bench points-UM 12,VA 39. Score tied-3 times. Lead changed-8 times.  
Last FG-UM 2nd-01:59, VA 2nd-00:29.

# ● 2004-05 Season Recap and Boxscores

## GAME 15 - MIAMI 64, FLORIDA STATE 63

January 15, 2005

Convocation Center, Coral Gables, Fla.

Guillermo Diaz scored 19 points including the game-winning shot with 7.3 seconds remaining to lead the University of Miami to a 64-63 win over intrastate rival Florida State at the Convocation Center marking the Hurricanes 12th win in the last 13 games.

The Seminoles led for most of the game and were up by four points with 90 seconds left. After Miami forced a turnover on an inbounds pass with 34 seconds to go, Diaz made a slashing, spinning move in the lane to beat four defenders, then made the game-winner.

Florida State's Anthony Richardson tried a 15-footer that fell short with 2 seconds left, and Anthony Harris rebounded the ball and dribbled out the clock.

Robert Hite scored 18 points for Miami, and William Frisby added 12 rebounds to help give the Hurricanes a 41-31 edge on the boards.

Adam Waleskowski made two free throws for Florida State with 51 seconds left giving the Seminoles a 63-60 lead. Harris was fouled on three-point attempt and had a chance to tie the game with 37 seconds remaining but made only two of three free throws.

Then came the costly turnover by the Seminoles. Adam Waleskowski's pass from under the Miami basket led teammate Isaiah Swann too much, and the ball rolled out of bounds next to the Hurricanes bench setting up Diaz' game winner.

### VISITORS: Florida State (9-8, 1-3)

##	Player	tot-fg fg-fga	3-pt fg-fga	ft-fga	rebounds of-de-tot	pf	tp	a	to	blk	s	min
20	Andrew Wilson	f 0-2	0-2	0-0	0-2-2	0	0	0	0	0	0	28
32	Alexander Johnson	f 2-6	0-0	1-1	1-0-1	5	5	1	0	0	0	14
51	Adam Waleskowski	c 2-6	0-2	2-2	2-5-7	1	6	2	1	0	0	32
04	Todd Galloway	g 0-1	0-1	0-0	0-1-1	1	0	1	2	0	0	10
22	Von Wafer	g 9-16	5-10	2-2	0-2-2	3	25	0	1	0	0	25
03	Isaiah Swann	4-8	1-3	0-0	1-3-4	2	9	5	5	0	2	30
10	Ralph Mims	2-3	0-0	0-0	1-2-3	2	4	1	1	0	2	12
12	Al Thornton	0-0	0-0	0-0	0-0-0	0	0	0	0	0	0	0+
21	Jason Rich	1-4	0-1	0-0	1-2-3	1	2	0	1	0	0	15
25	Diego Romero	1-3	0-0	0-0	1-0-1	1	2	0	0	0	0	11
54	Anthony Richardson	4-14	2-5	0-0	2-2-4	0	10	0	0	1	1	23
TEAM Totals		25-63	8-24	5-5	11-20-31	16	63	10	11	1	5	200

TOTAL FG% 1st Half: 13-29 44.8% 2nd Half: 12-34 35.3% Game: 39.7% DEADBALL  
 3-PT FG% 1st Half: 4-11 36.4% 2nd Half: 4-13 30.8% Game: 33.3% REBOUNDS  
 F Throw % 1st Half: 2-2 100% 2nd Half: 3-3 100% Game: 100% 0

### HOME TEAM: University of Miami (12-3, 3-1)

##	Player	tot-fg fg-fga	3-pt fg-fga	ft-fga	rebounds of-de-tot	pf	tp	a	to	blk	s	min
34	William Frisby	f 3-7	0-1	3-4	7-5-12	3	9	1	2	2	2	30
50	Anthony King	c 3-4	0-0	2-3	1-4-5	1	8	0	0	6	0	32
12	Anthony Harris	g 2-11	0-4	2-3	0-2-2	1	6	3	3	0	0	22
13	Guillermo Diaz	g 6-14	1-5	6-8	2-4-6	2	19	0	2	0	2	33
22	Robert Hite	g 6-12	3-8	3-4	1-4-5	0	18	1	4	0	1	33
02	Gary Hamilton	1-2	0-0	0-0	0-2-2	2	2	0	1	0	1	18
04	Antoine Mayhand	0-0	0-0	0-0	0-0-0	0	0	0	1	0	0	2
10	Brandon Okpalobi	1-2	0-0	0-0	0-2-2	0	2	2	0	0	0	18
11	Eric Wilkins	0-1	0-0	0-0	0-1-1	1	0	0	2	1	0	12
TEAM Totals		22-53	4-18	16-22	14-27-41	10	64	7	15	9	6	200

TOTAL FG% 1st Half: 10-26 38.5% 2nd Half: 12-27 44.4% Game: 41.5% DEADBALL  
 3-PT FG% 1st Half: 2-11 18.2% 2nd Half: 2-7 28.6% Game: 22.2% REBOUNDS  
 F Throw % 1st Half: 9-11 81.8% 2nd Half: 7-11 63.6% Game: 72.7% 3

Officials: Bryan Kersey, Leslie Jones, Gary Maxwell

Technical fouls: Florida State-None. University of Miami-None.  
 Attendance: 6323

Score by Periods	1st	2nd	Total
Florida State	32	31	63
University of Miami	31	33	64

Points in the paint-FS 18,UM 22. Points off turnovers-FS 20,UM 9.  
 2nd chance points-FS 5,UM 22. Fast break points-FS 0,UM 0.  
 Bench points-FS 27,UM 4. Score tied-3 times. Lead changed-10 times.  
 Last FG-FS 2nd-01:45, UM 2nd-00:08.

## GAME 16 - #4 DUKE 92, MIAMI 83

January 19, 2005

Convocation Center, Coral Gables, Fla.

Shelden Williams scored a career-high 30 points to lead the fourth-ranked Duke Blue Devils to a 92-83 win over the University of Miami in front of a standing room only crowd of 7,000 in the Convocation Center.

Williams connected on 11-of-12 field goals and Duke shot a season-high 60.8 percent from the field to snap the Hurricanes three-game win streak.

J.J. Redick added 21 points while Daniel Ewing recorded 16 points and Lee Melchionni 14 points for the Blue Devils.

Miami was led by guard Guillermo Diaz who scored a game-high 25 points. Forward William Frisby matched his career-high with 18 points and center Anthony King recorded a double-double with 10 points and 10 rebounds for Miami.

The Hurricanes outrebounded Duke, 37-30, and outscored the Blue Devils 52 to 32 in the paint, 20 to 13 off turnovers, and 27 to 7 on second chance opportunities, but could not overcome Duke's hot shooting.

### VISITORS: Duke (14-0, 4-0)

##	Player	tot-fg fg-fga	3-pt fg-fga	ft-fga	rebounds of-de-tot	pf	tp	a	to	blk	s	min
13	Lee Melchionni	f 4-6	3-4	3-6	1-4-5	3	14	3	3	0	0	29
23	Shelden Williams	c 11-12	0-0	8-8	2-5-7	2	30	0	1	1	0	37
04	J.J. Redick	g 6-16	3-10	6-6	0-3-3	0	21	3	2	0	0	38
05	Daniel Ewing	g 7-10	2-4	0-0	0-4-4	1	16	0	3	0	2	40
15	Sean Dockery	2-3	2-3	3-4	1-2-3	5	9	2	0	0	1	28
14	David McClure	0-1	0-0	0-0	0-0-0	0	0	0	0	0	0	2
21	DeMarcus Nelson	1-2	0-0	0-2	1-0-1	0	2	1	1	1	0	14
42	Shavlik Randolph	0-1	0-0	0-0	0-3-3	3	0	0	2	1	1	12
TEAM Totals		31-51	10-21	20-26	6-24-30	14	92	9	12	3	4	200

TOTAL FG% 1st Half: 15-25 60.0% 2nd Half: 16-26 61.5% Game: 60.8% DEADBALL  
 3-PT FG% 1st Half: 5-9 55.6% 2nd Half: 5-12 41.7% Game: 47.6% REBOUNDS  
 F Throw % 1st Half: 6-6 100% 2nd Half: 14-20 70.0% Game: 76.9% 3

### HOME TEAM: University of Miami (12-4, 3-2)

##	Player	tot-fg fg-fga	3-pt fg-fga	ft-fga	rebounds of-de-tot	pf	tp	a	to	blk	s	min
34	William Frisby	f 7-12	0-1	4-4	3-3-6	4	18	0	2	0	0	31
50	Anthony King	c 5-10	0-0	0-0	5-5-10	5	10	1	0	0	0	33
12	Anthony Harris	g 6-14	2-3	1-2	1-0-1	3	15	3	2	0	0	26
13	Guillermo Diaz	g 11-23	3-7	0-0	3-4-7	2	25	1	2	0	2	38
22	Robert Hite	2-7	0-2	2-2	1-2-3	3	6	0	1	0	2	35
02	Gary Hamilton	4-9	0-0	0-0	5-1-6	1	8	0	1	1	0	15
10	Brandon Okpalobi	0-2	0-0	1-2	0-2-2	2	1	1	2	0	1	14
11	Eric Wilkins	0-0	0-0	0-0	0-0-0	2	0	0	0	0	1	8
TEAM Totals		35-77	5-13	8-10	20-17-37	22	83	6	10	1	6	200

TOTAL FG% 1st Half: 16-37 43.2% 2nd Half: 19-40 47.5% Game: 45.5% DEADBALL  
 3-PT FG% 1st Half: 2-4 50.0% 2nd Half: 3-9 33.3% Game: 38.5% REBOUNDS  
 F Throw % 1st Half: 0-0 0.0% 2nd Half: 8-10 80.0% Game: 80.0% 0

Officials: Reggie Cofer, Ted Valentine, Mike Eades

Technical fouls: Duke-None. University of Miami-None.

Attendance: 7000

Score by Periods	1st	2nd	Total
Duke	41	51	92
University of Miami	34	49	83

Points in the paint-DU 32,UM 52. Points off turnovers-DU 13,UM 20.  
 2nd chance points-DU 7,UM 27. Fast break points-DU 4,UM 0.  
 Bench points-DU 2,UM 9. Score tied-1 time. Lead changed-1 time.  
 Last FG-DU 2nd-00:40, UM 2nd-00:29.

# ● 2004-05 Season Recap and Boxscores

## GAME 17 - #6/#6 NORTH CAROLINA 87, MIAMI 67 January 22, 2005

Dean Smith Center, Chapel Hill, N.C.

Sean May recorded a double-double with 17 points and 15 rebounds, and Jawad Williams and Jackie Manuel each added 14 as sixth-ranked North Carolina defeated Miami 87-67 at the Dean Smith Center.

Raymond Felton and Rashad McCants added 10 points apiece for the Tar Heels.

Miami was led by Guillermo Diaz who finished with 30 points. UM leading scorer Robert Hite was held to six points, 12 below his season average.

The Hurricanes hung in early and were down 29-25 with 4:29 to play in the first half. The Tar Heels then finished the half on an 11-1 run. Quentin Thomas and Melvin Scott each made two free throws and Manuel connected from long range to increase the margin to 11, and Felton later closed out the half with two more free throws for a 40-26 lead.

North Carolina was 17-of-19 at the line in the opening 20 minutes, while Miami was only 5-of-8.

The second half was more of the same and the Hurricanes would get no closer than 13 points.

### VISITORS: University of Miami (12-5, 3-3)

#	Player	tot-fg fg-fga	3-pt fg-fga	ft-fa	rebounds of-de-tot	pf	tp	a	to	blk	s	min
34	William Frisby	f 2-4	0-0	2-2	2-4-6	5	6	1	1	0	0	16
50	Anthony King	c 1-3	0-0	1-2	1-4-5	4	3	0	0	4	1	17
12	Anthony Harris	g 2-11	2-6	2-2	0-0-0	1	8	3	6	0	0	25
13	Guillermo Diaz	g 11-19	4-9	4-5	0-5-5	1	30	2	2	0	4	35
22	Robert Hite	g 2-15	0-7	2-2	0-2-2	3	6	2	4	0	3	36
02	Gary Hamilton	3-5	0-0	1-2	2-4-6	3	7	2	2	2	3	33
04	Antoine Mayhand	0-0	0-0	0-0	0-0-0	1	0	0	0	0	0	2
10	Brandon Okpalobi	0-1	0-0	0-0	0-0-0	0	0	0	1	0	1	8
11	Eric Wilkins	2-5	0-0	0-0	0-0-0	0	4	0	1	0	2	14
42	Raymond Hicks	1-4	0-0	1-2	2-4-6	3	3	0	0	0	1	12
55	Glenn Batemon	0-0	0-0	0-0	0-0-0	0	0	0	0	0	0	2
TEAM Totals		24-67	6-22	13-17	10-23-33	21	67	10	17	6	15	200

TOTAL FG%	1st Half: 10-34	29.4%	2nd Half: 14-33	42.4%	Game: 35.8%	DEADBALL
3-Pt. FG%	1st Half: 1-7	14.3%	2nd Half: 5-15	33.3%	Game: 27.3%	REBOUNDS
F Throw %	1st Half: 5-8	62.5%	2nd Half: 8-9	88.9%	Game: 76.5%	3

### HOME TEAM: North Carolina (16-2, 5-1)

#	Player	tot-fg fg-fga	3-pt fg-fga	ft-fa	rebounds of-de-tot	pf	tp	a	to	blk	s	min
21	Williams, Jawad	f 7-12	0-3	0-0	1-0-1	3	14	0	0	1	3	24
32	McCants, Rashad	f 4-9	2-6	0-0	2-3-5	1	10	4	3	0	0	23
42	May, Sean	c 4-6	0-0	9-13	1-14-15	0	17	1	3	3	1	26
02	Felton, Raymond	g 3-5	0-2	4-4	1-3-4	2	10	6	5	1	2	27
05	Manuel, Jackie	g 4-6	2-3	4-4	2-2-4	3	14	1	0	0	1	20
00	Holley, Jesse	0-1	0-0	0-0	0-0-0	0	0	0	0	0	0	1
01	Scott, Melvin	2-5	1-4	2-3	0-0-0	0	7	0	1	0	1	14
03	Terry, Reyshawn	0-1	0-1	0-0	0-1-1	0	0	0	0	0	1	3
04	Foster, Brooks	0-0	0-0	0-0	0-0-0	1	0	0	1	0	0	1
11	Thomas, Quentin	0-0	0-0	2-2	0-1-1	1	2	1	2	0	2	10
15	Everett, Charlie	1-1	0-0	0-0	0-0-0	0	2	1	0	0	0	3
22	Miller, Wes	0-0	0-0	0-0	0-0-0	1	0	1	0	0	0	3
24	Williams, Marvin	2-9	0-0	3-3	1-7-8	2	7	2	3	0	1	24
34	Noel, David	0-1	0-1	0-0	1-0-1	1	0	3	0	0	0	16
35	Hooker, C.J.	0-1	0-0	0-2	2-0-2	0	0	0	0	0	0	2
41	Sanders, Byron	2-3	0-0	0-0	1-1-2	0	4	0	0	0	0	3
TEAM Totals		29-60	5-20	24-31	12-32-44	15	87	20	19	5	12	200

TOTAL FG%	1st Half: 11-26	42.3%	2nd Half: 18-34	52.9%	Game: 48.3%	DEADBALL
3-Pt. FG%	1st Half: 1-11	9.1%	2nd Half: 4-9	44.4%	Game: 25.0%	REBOUNDS
F Throw %	1st Half: 17-19	89.5%	2nd Half: 7-12	58.3%	Game: 77.4%	3,2

Officials: Duke Edsall, Steve Gordon, Roger Ayers  
Technical fouls: University of Miami-None. North Carolina-None.  
Attendance: 20714

Score by Periods	1st	2nd	Total
University of Miami	26	41	67
North Carolina	40	47	87

Points in the paint-UM 0,NC 0. Points off turnovers-UM 14,NC 20.  
2nd chance points-UM 12,NC 13. Fast break points-UM 0,NC 0.  
Bench points-UM 14,NC 22. Score tied-1 time. Lead changed-0 times.  
Last FG-UM 2nd-00:59, NC 2nd-00:31.

## GAME 18 - MIAMI 69, CLEMSON 65 January 26, 2005

Convocation Center, Coral Gables, Fla.

Robert Hite scored 21 points and Gary Hamilton hit two free throws with five seconds remaining to lead the University of Miami to a 69-65 win over Clemson at the Convocation Center.

Hite, who had struggled scoring a total of 12 points in Miami's previous two games, scored 12 points in the second half, including six over the final 7:45.

Down by two points, Clemson had a shot to tie or take the lead with less than 30 seconds left but Olu Babalola and Shawan Robinson misfired on a pair of wild shot attempts and Robinson stepped out of bounds after grabbing his own miss with 5 seconds remaining.

Hamilton, a 40 percent free throw shooter, was then fouled on the ensuing inbounds play and hit both shots to seal the victory.

Sharrod Ford scored 20 points and grabbed 16 rebounds to lead Clemson. The Deamon Deacons also got 11 points from Cliff Hammonds and 10 from Akin Akingbala.

Anthony Harris had 15 points for the Hurricanes, all in the second half, while Guillermo Diaz finished with 12 points and Will Frisby added 11.

### VISITORS: Clemson (10-9, 1-6)

#	Player	tot-fg fg-fga	3-pt fg-fga	ft-fa	rebounds of-de-tot	pf	tp	a	to	blk	s	min
12	Olu Babalola	f 3-13	2-8	0-0	1-2-3	3	8	1	3	0	0	26
25	Cliff Hammonds	f 4-9	3-8	0-0	2-4-6	2	11	1	1	0	2	31
05	Sharrod Ford	c 8-19	0-0	4-8	9-6-15	1	20	2	2	4	1	32
03	Vernon Hamilton	g 4-8	1-2	0-0	2-1-3	3	9	0	2	0	1	28
15	Cheyenne Moore	g 2-6	1-5	2-2	1-3-4	5	7	2	3	0	1	21
04	Steve Allen	0-0	0-0	0-0	0-0-0	0	0	0	0	0	0	1
21	Jimmy Hudson	0-0	0-0	0-0	0-0-0	0	0	0	1	0	0	2
22	Shawan Robinson	0-5	0-3	0-0	2-1-3	2	0	2	1	0	0	24
32	Sam Perry	0-1	0-0	0-0	1-1-2	0	0	0	1	0	0	7
33	Akin Akingbala	4-5	0-0	2-4	1-2-3	0	10	0	1	1	1	22
44	James Mays	0-1	0-0	0-0	0-1-1	2	0	1	1	0	0	6
TEAM Totals		25-67	7-26	8-14	20-22-42	18	65	9	16	5	6	200

TOTAL FG%	1st Half: 13-36	36.1%	2nd Half: 12-31	38.7%	Game: 37.3%	DEADBALL
3-Pt. FG%	1st Half: 3-13	23.1%	2nd Half: 4-13	30.8%	Game: 26.9%	REBOUNDS
F Throw %	1st Half: 2-5	40.0%	2nd Half: 6-9	66.7%	Game: 57.1%	2

### HOME TEAM: University of Miami (13-5, 4-3)

#	Player	tot-fg fg-fga	3-pt fg-fga	ft-fa	rebounds of-de-tot	pf	tp	a	to	blk	s	min
34	William Frisby	f 5-10	0-0	1-2	5-3-8	2	11	1	1	0	0	27
50	Anthony King	c 1-1	0-0	0-0	0-5-5	2	2	0	3	3	0	28
12	Anthony Harris	g 7-14	1-4	0-1	1-2-3	1	15	6	4	0	1	32
13	Guillermo Diaz	g 4-13	2-4	2-4	1-4-5	0	12	0	0	0	2	36
22	Robert Hite	g 8-14	1-3	4-5	0-4-4	1	21	1	1	0	0	34
02	Gary Hamilton	2-3	0-0	2-2	4-4-8	4	6	1	2	1	0	18
10	Brandon Okpalobi	0-0	0-0	0-0	0-0-0	1	0	0	2	0	1	8
11	Eric Wilkins	1-2	0-0	0-3	0-1-1	0	2	0	1	0	0	12
42	Raymond Hicks	0-0	0-0	0-0	0-1-1	2	0	1	0	0	0	5
TEAM Totals		28-57	4-11	9-17	12-26-38	13	69	10	14	4	4	200

TOTAL FG%	1st Half: 11-26	42.3%	2nd Half: 17-31	54.8%	Game: 49.1%	DEADBALL
3-Pt. FG%	1st Half: 2-5	40.0%	2nd Half: 2-6	33.3%	Game: 36.4%	REBOUNDS
F Throw %	1st Half: 3-8	37.5%	2nd Half: 6-9	66.7%	Game: 52.9%	3

Officials: Larry Rose, Emanuel Upton, Sean Hull  
Technical fouls: Clemson-None. University of Miami-None.  
Attendance: 5262

Score by Periods	1st	2nd	Total
Clemson	31	34	65
University of Miami	27	42	69

Points in the paint-CU 30,UM 36. Points off turnovers-CU 14,UM 18.  
2nd chance points-CU 21,UM 15. Fast break points-CU 7,UM 8.  
Bench points-CU 10,UM 8. Score tied-9 times. Lead changed-10 times.

# ● 2004-05 Season Recap and Boxscores

## GAME 19 - #5/#5 WAKE FOREST 94, MIAMI 82 January 29, 2005

Lawrence Joel Coliseum, Winston-Salem, N.C.

Eric Williams had 23 points and 11 rebounds and reserve Trent Strickland added a season-high 13 points leading fifth-ranked Wake Forest to a 94-82 win over the University of Miami in Winston-Salem, N.C.

Justin Gray added 20 points and the Demon Deacons cruised in the second half to improve to 10-0 at home.

Anthony Harris led the Hurricanes scoring a career-high 28 points. Harris, who scored 18 points in the first half, also handed out nine assists. Guillermo Diaz added 21 points and Rob Hite scored 18 off the bench for Miami.

It was tied at 63 before the Deacons finally took control. Williams started a 16-4 run with a dunk in traffic, and Chris Ellis added one of his own about a minute later. Paul and Gray added 3-pointers, and Strickland drove for an acrobatic layup to put Wake Forest ahead 74-65.

### VISITORS: University of Miami (13-6, 4-4)

##	Player	tot-fg fg-fga	3-pt fg-fga	ft-fa	rebounds of-de-tot	pf	tp	a	to	blk	s	min
34	William Frisby	f 3-6	0-1	2-2	5-3-8	4	8	0	4	1	1	27
50	Anthony King	c 2-4	0-0	0-0	3-2-5	2	4	0	0	0	1	17
11	Eric Wilkins	g 0-4	0-0	0-0	2-0-2	0	0	0	1	0	0	10
12	Anthony Harris	g 11-19	4-7	2-5	1-1-2	2	28	9	1	0	1	34
13	Guillermo Diaz	g 8-13	4-7	1-3	1-3-4	0	21	3	4	0	4	37
02	Gary Hamilton	0-0	0-0	0-0	2-1-3	5	0	1	1	0	2	19
04	Antoine Mayhand	0-0	0-0	0-0	0-0-0	0	0	0	0	0	0	1
10	Brandon Okpalobi	0-2	0-1	0-0	0-0-0	0	0	1	0	0	1	6
22	Robert Hite	7-18	4-7	0-0	1-7-8	3	18	1	2	0	1	36
42	Raymond Hicks	1-3	1-2	0-0	2-0-2	3	3	0	2	0	0	10
55	Glenn Batemon	0-1	0-0	0-0	1-0-1	3	0	0	0	0	0	3
TEAM					1-0-1							
Totals		32-70	13-25	5-10	19-17-36	22	82	15	15	1	11	200

TOTAL FG% 1st Half: 19-34 55.9% 2nd Half: 13-36 36.1% Game: 45.7% DEADBALL  
3-Pt. FG% 1st Half: 10-11 90.9% 2nd Half: 3-14 21.4% Game: 52.0% REBOUNDS  
F Throw % 1st Half: 1-1 100% 2nd Half: 4-9 44.4% Game: 50.0% 0

### HOME TEAM: Wake Forest (17-3, 5-2)

##	Player	tot-fg fg-fga	3-pt fg-fga	ft-fa	rebounds of-de-tot	pf	tp	a	to	blk	s	min
10	Levy, Jamaal	f 6-8	0-1	3-4	1-3-4	3	15	2	2	1	1	29
13	Danielus, Vytas	f 0-0	0-0	0-0	0-1-1	2	0	1	2	0	0	10
31	Williams, Eric	c 11-14	0-0	1-4	2-9-11	1	23	1	1	0	0	36
01	Gray, Justin	g 7-14	5-10	1-2	0-2-2	3	20	1	1	0	3	27
03	Paul, Chris	g 2-4	2-4	2-4	0-1-1	1	8	7	3	0	0	38
00	Ellis, Chris	3-3	1-1	0-1	1-3-4	0	7	1	0	3	0	11
04	Downey, Taron	1-5	1-4	2-2	1-2-3	3	5	6	1	2	2	25
33	Strickland, Trent	5-10	0-1	3-4	5-2-7	2	13	1	3	1	0	17
55	Visser, Kyle	1-1	0-0	1-1	0-1-1	1	3	0	0	0	0	7
TEAM					0-0-0							
Totals		36-59	9-21	13-22	10-24-34	16	94	20	13	7	6	200

TOTAL FG% 1st Half: 19-33 57.6% 2nd Half: 17-26 65.4% Game: 61.0% DEADBALL  
3-Pt. FG% 1st Half: 5-11 45.5% 2nd Half: 4-10 40.0% Game: 42.9% REBOUNDS  
F Throw % 1st Half: 5-6 83.3% 2nd Half: 8-16 50.0% Game: 59.1% 5

Officials: Reggie Cofer, Gary Maxwell, Tim Nestor

Technical fouls: University of Miami-None. Wake Forest-None.  
Attendance: 11037

Score by Periods	1st	2nd	Total
University of Miami	49	33	82
Wake Forest	48	46	94

Points in the paint-UM 30, WF 44. Points off turnovers-UM 18, WF 23.  
2nd chance points-UM 16, WF 18. Fast break points-UM 21, WF 20.  
Bench points-UM 21, WF 28. Score tied-6 times. Lead changed-8 times.  
Last FG-UM 2nd-02:07, WF 2nd-00:56.

## GAME 20 - VIRGINIA TECH 73, MIAMI 63 February 2, 2005

Convocation Center, Coral Gables, Fla.

Zabian Dowdell scored a career-high 23 points to lead Virginia Tech to a 73-63 win over the University of Miami at the Convocation Center.

Miami was led by Robert Hite who scored 17 points.

Virginia Tech's 3-point shooting proved to be the difference. The Hokies connected on 9-of-22 attempts from behind the arc, including 5-of-10 from Dowdell.

Virginia Tech hit five 3-pointers in the second half, including four during a crucial 5:23 stretch. The Hokies went from down six to leading by seven during that span, with Dowdell's fourth 3-pointer giving them a 59-52 lead with 5:11 remaining.

Miami pulled to within 63-60 on a Guillermo Diaz layup with 2:42 left, but a turnover led to a Carlos Dixon layup and a 65-60 Virginia Tech lead with 1:53 to go. A driving layup by Diaz made it 65-62 at 1:34, but Virginia Tech got two more easy baskets, including a layup by Jamon Gordon off another Hurricane turnover to push the lead to 69-62 with 0:59 left.

The Hurricanes finished with 15 turnovers to just 9 assists, and connected on only 4-of-15 shooting from 3-point range.

### VISITORS: Virginia Tech (12-7, 5-3)

##	Player	tot-fg fg-fga	3-pt fg-fga	ft-fa	rebounds of-de-tot	pf	tp	a	to	blk	s	min
13	Deron Washington	f 6-9	1-1	1-3	3-4-7	3	14	4	3	2	1	37
32	Carlos Dixon	f 6-13	2-7	3-5	0-3-3	2	17	0	1	1	2	40
33	Coleman Collins	c 1-9	0-0	2-4	4-4-8	3	4	2	1	0	0	29
01	Zabian Dowdell	g 8-14	5-10	2-2	0-1-1	2	23	2	3	0	1	34
22	Jamon Gordon	g 5-6	1-2	0-1	0-3-3	2	11	2	2	1	1	28
03	Shawn Harris	0-1	0-1	0-0	1-1-2	0	0	0	0	0	0	2
11	Wynton Witherspoon	0-0	0-0	0-0	0-0-0	0	0	0	0	0	0	4
15	Marquie Cooke	0-2	0-1	0-0	0-1-1	1	0	3	0	0	1	12
21	Allen Calloway	0-0	0-0	0-0	0-2-2	1	0	0	2	1	0	3
25	Jeff King	1-1	0-0	0-0	1-0-1	1	2	0	2	0	0	6
42	Chris Tucker	1-1	0-0	0-0	0-0-0	1	2	0	0	0	0	5
TEAM					1-3-4							
Totals		28-56	9-22	8-15	10-22-32	16	73	13	14	5	6	200

TOTAL FG% 1st Half: 11-28 39.3% 2nd Half: 17-28 60.7% Game: 50.0% DEADBALL  
3-Pt. FG% 1st Half: 4-12 33.3% 2nd Half: 5-10 50.0% Game: 40.9% REBOUNDS  
F Throw % 1st Half: 3-5 60.0% 2nd Half: 5-10 50.0% Game: 53.3% 4

### HOME TEAM: University of Miami (13-7, 4-5)

##	Player	tot-fg fg-fga	3-pt fg-fga	ft-fa	rebounds of-de-tot	pf	tp	a	to	blk	s	min
34	William Frisby	f 3-5	0-0	1-1	1-1-2	3	7	1	4	0	1	18
50	Anthony King	c 5-5	0-0	2-3	5-3-8	2	12	0	2	2	1	32
12	Anthony Harris	g 3-10	2-6	0-0	0-3-3	3	8	6	2	0	1	33
13	Guillermo Diaz	g 6-18	1-4	2-4	2-4-6	2	15	1	2	1	3	36
22	Robert Hite	g 7-15	1-5	2-3	0-4-4	1	17	0	3	0	1	35
02	Gary Hamilton	1-1	0-0	0-0	1-3-4	3	2	1	2	1	0	23
04	Antoine Mayhand	0-0	0-0	0-2	0-0-0	0	0	0	0	0	0	3
10	Brandon Okpalobi	0-0	0-0	0-0	0-1-1	0	0	0	0	0	0	7
11	Eric Wilkins	0-1	0-0	0-0	0-1-1	3	0	0	0	0	0	8
42	Raymond Hicks	1-1	0-0	0-0	0-0-0	1	2	0	0	0	0	5
TEAM					2-1-3							
Totals		26-56	4-15	7-13	11-21-32	18	63	9	15	4	7	200

TOTAL FG% 1st Half: 13-31 41.9% 2nd Half: 13-25 52.0% Game: 46.4% DEADBALL  
3-PL FG% 1st Half: 3-9 33.3% 2nd Half: 1-6 16.7% Game: 26.7% REBOUNDS  
F Throw % 1st Half: 1-5 20.0% 2nd Half: 6-8 75.0% Game: 53.8% 3

Officials: Reggie Cofer, Tony Greene, Ed Corbett

Technical fouls: Virginia Tech-None. University of Miami-None.  
Attendance: 5375

Score by Periods	1st	2nd	Total
Virginia Tech	29	44	73
University of Miami	30	33	63

Points in the paint-VT 34, UM 38. Points off turnovers-VT 18, UM 19.  
2nd chance points-VT 11, UM 11. Fast break points-VT 8, UM 8.  
Bench points-VT 4, UM 4. Score tied-6 times. Lead changed-15 times.  
Last FG-VT 2nd-00:09, UM 2nd-01:34.

# ● 2004-05 Season Recap and Boxscores

## GAME 21 - MIAMI 75, #22/#24 MARYLAND 73 February 5, 2005

Convocation Center, Coral Gables, Fla.

Will Frisby made a pair of free throws with 0.8 seconds left in overtime to lift the University of Miami to a 75-73 win over No. 22 Maryland at the Convocation Center.

Guillermo Diaz scored 27 points to pace the Hurricanes who knocked off a ranked opponent for the third time this season. Frisby finished with 15 points while Rob Hite added 17 points and seven rebounds for Miami.

McCray led Maryland with 23 points, including 20 in the second half and overtime. Mike Jones, who scored 14 points, was the only other Maryland player in double figures.

Miami won despite shooting a season-low 31.9 percent from the field, and was outrebounded for just the fifth time this season, 51-46.

With the score tied 73-73 in overtime, Hite missed a short jumper with 3 seconds to go, but Frisby grabbed the rebound and was fouled by Jones with 0.8 seconds left.

Frisby made both free throws, and McCray failed to get a desperation 3-pointer off before the final buzzer.

### VISITORS: Maryland (13-7, 4-5)

#	Player	tot-fg fg-fga	3-pt fg-fga	ft-fa	rebounds of-de-tot	pf	tp	a	to	blk	s	min
04	Travis Garrison	f 3-8	0-0	2-2	3-4-7	4	8	0	3	1	0	31
22	Nick Caner-Medley	f 2-10	1-3	3-4	2-5-7	3	8	3	4	1	2	30
31	Will Bowers	c 3-7	0-0	1-4	1-2-3	4	7	0	3	1	0	27
11	John Gilchrist	g 3-8	2-4	0-0	2-2-4	0	8	4	1	1	0	39
13	Chris McCray	g 6-13	4-8	7-8	2-2-4	2	23	5	3	0	1	39
12	Sterling Ledbetter	0-2	0-0	0-0	2-2-4	1	0	0	1	0	0	18
15	James Gist	2-5	0-0	1-3	0-3-3	3	5	1	3	1	2	23
21	Mike Grinnon	0-0	0-0	0-0	0-1-1	1	0	0	0	0	0	2
23	Mike Jones	5-10	4-9	0-1	0-7-7	2	14	1	1	0	0	16
TEAM					4-7-11							
Totals		24-63	11-24	14-22	16-35-51	20	73	14	19	5	5	225

TOTAL FG%	1st Half: 9-29	31.0%	2nd Half: 13-28	46.4%	Game: 38.1% DEADBALL
3-Pt. FG%	1st Half: 4-10	40.0%	2nd Half: 6-12	50.0%	Game: 45.8% REBOUNDS
F Throw %	1st Half: 4-10	40.0%	2nd Half: 9-10	90.0%	Game: 63.6% 2

### HOME TEAM: University of Miami (14-7, 5-5)

#	Player	tot-fg fg-fga	3-pt fg-fga	ft-fa	rebounds of-de-tot	pf	tp	a	to	blk	s	min
34	William Frisby	f 5-10	1-1	4-4	1-1-2	3	15	0	0	0	1	26
50	Anthony King	c 3-5	0-0	3-6	4-4-8	2	9	0	1	5	1	35
12	Anthony Harris	g 2-11	1-5	0-0	0-3-3	2	5	5	3	0	0	27
13	Guillermo Diaz	g 7-19	4-10	9-12	1-3-4	3	27	2	3	0	4	40
22	Robert Hite	g 6-21	3-11	2-2	0-7-7	1	17	1	0	0	1	38
02	Gary Hamilton	0-2	0-0	0-0	2-3-5	2	0	0	2	1	1	20
04	Antoine Mayhand	0-1	0-1	0-0	0-1-1	1	0	0	0	0	0	5
10	Brandon Okpalobi	0-1	0-0	0-0	1-2-3	2	0	2	0	0	2	18
11	Eric Wilkins	0-1	0-0	0-0	1-0-1	1	0	0	0	0	2	8
42	Raymond Hicks	0-1	0-0	2-2	2-1-3	3	2	0	0	0	0	8
TEAM					5-4-9							
Totals		23-72	9-28	20-26	17-29-46	20	75	10	9	6	12	225

TOTAL FG%	1st Half: 7-34	20.6%	2nd Half: 14-32	43.8%	Game: 31.9% DEADBALL
3-Pt. FG%	1st Half: 3-13	23.1%	2nd Half: 6-14	42.9%	Game: 32.1% REBOUNDS
F Throw %	1st Half: 12-15	80.0%	2nd Half: 4-6	66.7%	Game: 76.9% 3

Officials: Mike Wood, Jamie Luckie, William Bush  
Technical fouls: Maryland-None. University of Miami-None.  
Attendance: 7000

Score by Periods	1st	2nd	OT	Total
Maryland	26	41	6	73
University of Miami	29	38	8	75

Points in the paint-MD 16,UM 18. Points off turnovers-MD 11,UM 16.  
2nd chance points-MD 10,UM 11. Fast break points-MD 12,UM 5.  
Bench points-MD 19,UM 2. Score tied-8 times. Lead changed-6 times.  
Last FG-MD OT-01:14, UM OT-02:21.

## GAME 22 - MIAMI 83, CLEMSON 77 February 12, 2005

Littlejohn Coliseum, Clemson, S.C.

Robert Hite scored 24 points and Miami shot nearly 68 percent in the second half as the Hurricanes beat Clemson 83-77 in Clemson, S.C.

Miami scored on 10 of its final 13 possessions, including seven trips in a row after the Tigers tied it at 63 with seven minutes to go.

The Hurricanes shot 58.2 percent (32-of-55) for the game and 67.7 percent (21-of-31) in the second half, including making six of 11 3-pointers in the final 20 minutes. Clemson shot 43.8 percent (28-of-64) from the field.

Miami's guards scored all but two of the Hurricanes' 52 points in the second half as they kept their NCAA tournament hopes alive.

Clemson led by as much as 13 in the first half before Miami went on a 12-3 run in just over four minutes to cut the Tigers' lead to 35-31 at the break.

Shawan Robinson led the Tigers with 21 points. Sharrod Ford added 16 points and pulled down eight rebounds. Anthony Harris added 15 points, while Anthony King scored 14 points and pulled down 12 rebounds for the Hurricanes.

### VISITORS: University of Miami (15-7, 6-5)

#	Player	tot-fg fg-fga	3-pt fg-fga	ft-fa	rebounds of-de-tot	pf	tp	a	to	blk	s	min
34	William Frisby	f 1-3	0-0	2-3	1-4-5	2	4	0	3	0	0	26
50	Anthony King	f 7-8	0-0	0-0	7-5-12	3	14	0	3	3	1	31
12	Anthony Harris	g 5-12	3-7	2-3	0-3-3	2	15	5	0	0	1	32
13	Guillermo Diaz	g 5-11	0-3	4-6	1-1-2	1	14	7	3	0	1	35
22	Robert Hite	g 9-14	4-7	2-2	0-5-5	2	24	3	3	0	2	33
02	Gary Hamilton	2-3	0-0	1-2	1-2-3	2	5	0	1	1	0	17
04	Antoine Mayhand	0-0	0-0	0-0	1-1-2	0	0	0	0	0	0	5
10	Brandon Okpalobi	0-0	0-0	0-0	1-0-1	0	0	1	2	0	1	8
11	Eric Wilkins	0-0	0-0	0-0	0-0-0	1	0	0	0	0	0	7
42	Raymond Hicks	3-4	1-1	0-0	0-1-1	2	7	0	0	1	0	6
TEAM					1-1-2							
Totals		32-55	8-18	11-16	13-23-36	15	83	16	16	5	6	200

TOTAL FG%	1st Half: 11-24	45.8%	2nd Half: 21-31	67.7%	Game: 58.2% DEADBALL
3-Pt. FG%	1st Half: 2-7	28.6%	2nd Half: 6-11	54.5%	Game: 44.4% REBOUNDS
F Throw %	1st Half: 7-10	70.0%	2nd Half: 4-6	66.7%	Game: 68.8% 0

### HOME TEAM: Clemson (11-12, 2-9)

#	Player	tot-fg fg-fga	3-pt fg-fga	ft-fa	rebounds of-de-tot	pf	tp	a	to	blk	s	min
32	Sam Perry	f 2-2	0-0	1-1	2-1-3	3	5	0	1	0	2	15
44	James Mays	f 0-5	0-0	1-2	3-1-4	2	1	2	0	0	1	18
05	Sharrod Ford	c 7-14	0-0	2-2	5-3-8	3	16	2	2	3	0	28
23	Vernon Hamilton	g 3-4	0-1	0-0	0-1-1	0	6	4	0	1	2	22
05	Cliff Hammonds	g 4-9	1-4	2-2	1-1-2	2	11	4	3	0	0	30
04	Steve Allen	0-0	0-0	0-0	0-0-0	0	0	0	0	0	0	2
12	Olu Babalola	0-4	0-2	2-2	1-3-4	1	2	0	2	1	0	15
15	Cheyenne Moore	5-11	4-9	0-0	0-1-1	2	14	0	2	0	1	23
22	Shawan Robinson	7-12	5-10	2-2	1-3-4	3	21	1	3	0	2	29
33	Akin Akingbala	0-3	0-0	1-4	0-1-1	1	1	1	0	0	0	18
TEAM					3-0-3							
Totals		28-64	10-26	11-15	16-15-31	17	77	14	13	5	8	200

TOTAL FG%	1st Half: 13-32	40.6%	2nd Half: 15-32	46.9%	Game: 43.8% DEADBALL
3-Pt. FG%	1st Half: 7-15	46.7%	2nd Half: 3-11	27.3%	Game: 38.5% REBOUNDS
F Throw %	1st Half: 2-5	40.0%	2nd Half: 9-10	90.0%	Game: 73.3% 1

Officials: Reggie Cofer, Jamie Luckie, Bryan Kersey  
Technical fouls: University of Miami-None. Clemson-None.  
Attendance: 7500

Score by Periods	1st	2nd	Total
University of Miami	31	52	83
Clemson	35	42	77

Points in the paint-UM 42,CU 28. Points off turnovers-UM 14,CU 18.  
2nd chance points-UM 10,CU 25. Fast break points-UM 8,CU 4.  
Bench points-UM 12,CU 38. Score tied-5 times. Lead changed-10 times.  
Last FG-UM 2nd-00:10, CU 2nd-00:00.

# ● 2004-05 Season Recap and Boxscores

## GAME 23 - #5/#5 WAKE FOREST 68, MIAMI 65 February 15, 2005 Convocation Center, Coral Gables, Fla.

Wake Forest held Miami to just 33 percent shooting in the second half, overcoming its lowest scoring output in an ACC game this season, to defeat the Hurricanes 68-63 in front of a soldout crowd at the Convocation Center.

Eric Williams and Chris Paul each scored 13 points for Wake Forest, and Justin Gray added 11. Guillermo Diaz led the Hurricanes with 20 points, and Harris had 14.

The Demon Deacons enjoyed their biggest lead at 61-53 with four minutes left. Miami rallied and had one shot to tie, but Anthony Harris' 22-footer fell short with under five seconds to go.

The Hurricanes shot 47 percent in the first half but finished at 39, shooting 12-for-36 in the second half. They finished 3-for-18 from 3-point range.

Miami, which entered the game averaging 15.9 points per game off offensive rebounds, tallied a season-low six second chance points.

### VISITORS: Wake Forest (22-3, 10-2)

##	Player	tot-fg fg-fga	3-pt fg-fga	ft-fga	rebounds of-de-tot	pf	tp	a	to	blk	s	min
10	Levy, Jamaal	f 3-10	0-0	0-0	6-4-10	2	6	4	1	0	0	34
13	Daniellus, Vytas	f 2-6	1-2	0-0	2-0-2	0	5	0	1	0	0	14
31	Williams, Eric	c 6-11	0-0	1-3	2-4-6	4	13	0	2	1	3	29
01	Gray, Justin	g 3-9	2-6	3-4	0-2-2	2	11	1	4	0	0	29
03	Paul, Chris	g 5-12	1-4	2-3	2-4-6	3	13	8	2	0	2	36
00	Ellis, Chris	1-1	0-0	2-2	0-3-3	2	4	0	2	0	0	8
04	Downey, Taron	2-7	2-6	0-0	0-2-2	0	6	2	2	0	0	26
33	Strickland, Trent	3-4	0-1	0-0	1-1-2	2	6	0	0	0	0	16
55	Visser, Kyle	2-2	0-0	0-0	1-1-2	0	4	0	0	2	0	8
TEAM					0-6-6							
Totals		27-62	6-19	8-12	14-27-41	15	68	15	14	3	5	200

TOTAL FG% 1st Half: 14-32 43.8% 2nd Half: 13-30 43.3% Game: 43.5% DEADBALL  
3-Pt. FG% 1st Half: 3-11 27.3% 2nd Half: 3-8 37.5% Game: 31.6% REBOUNDS  
F Throw % 1st Half: 2-5 40.0% 2nd Half: 6-7 85.7% Game: 66.7% 1

### HOME TEAM: University of Miami (15-8, 6-6)

##	Player	tot-fg fg-fga	3-pt fg-fga	ft-fga	rebounds of-de-tot	pf	tp	a	to	blk	s	min
34	William Frisby	f 1-6	0-0	2-4	5-2-7	4	4	0	3	0	2	22
50	Anthony King	c 2-6	0-0	2-2	4-5-9	2	6	1	0	3	1	31
12	Anthony Harris	g 6-15	2-8	0-1	2-1-3	1	14	5	2	0	0	23
13	Guillermo Diaz	g 8-16	0-2	4-4	0-2-2	1	20	1	2	0	1	30
22	Robert Hite	g 3-10	0-4	0-0	0-5-5	2	6	1	1	0	1	32
02	Gary Hamilton	1-2	0-0	0-0	1-4-5	3	2	0	0	0	1	21
04	Antoine Mayhand	2-5	1-4	0-0	0-0-0	0	5	1	0	0	1	16
10	Brandon Okpalobi	0-2	0-0	0-0	0-0-0	0	0	2	1	0	2	9
11	Eric Wilkins	2-2	0-0	0-1	0-1-1	0	4	0	0	0	0	9
42	Raymond Hicks	1-2	0-0	0-0	1-0-1	2	2	1	0	0	0	7
TEAM					3-4-7							
Totals		26-66	3-18	8-12	16-24-40	15	63	12	10	3	9	200

TOTAL FG% 1st Half: 14-30 46.7% 2nd Half: 12-36 33.3% Game: 39.4% DEADBALL  
3-Pt. FG% 1st Half: 1-4 25.0% 2nd Half: 2-14 14.3% Game: 16.7% REBOUNDS  
F Throw % 1st Half: 4-5 80.0% 2nd Half: 4-7 57.1% Game: 66.7% 1

Officials: Jamie Luckie, Ray Natili, Mike Kitts

Technical fouls: Wake Forest-None. University of Miami-None.

Attendance: 7000

Score by Periods	1st	2nd	Total
Wake Forest	33	35	68
University of Miami	33	30	63

Points in the paint-WF 38,UM 36. Points off turnovers-WF 13,UM 12.

2nd chance points-WF 13,UM 6. Fast break points-WF 0,UM 10.

Bench points-WF 20,UM 13. Score tied-9 times. Lead changed-10 times.

Last FG-WF 2nd-01:03, UM 2nd-00:53.

## GAME 24 - VIRGINIA TECH 71, MIAMI 58 February 19, 2005 Cassell Coliseum, Blacksburg, Va.

Zabian Dowdell scored 17 points, including nine in the last 10 minutes, to lead Virginia Tech to a 71-58 win over the University of Miami at Cassell Coliseum.

Coleman Collins added 18 points and five rebounds and Jamon Gordon 13 for the Hokies. Deron Washington added 10.

Guillermo Diaz led Miami with 12 points. William Frisby scored 12 points and grabbed eight rebounds. Robert Hite added 11 points and Anthony Harris 10 for the Hurricanes.

Frisby hit four free throws to pull the Hurricanes back in the game, cutting the lead to 52-46 with 10:20 to play. Miami had trailed 50-36 just minutes into the second half before a 10-2 run.

Dowdell then broke open the game burying back-to-back 3-pointers to stretch the lead to 12. The Hurricanes never cut the lead to single digits again.

Fouled while attempting a trey, Dowdell's three free throws gave Virginia Tech its largest lead, 68-50, with just under five minutes to play.

The Hokies shot 60 percent before the break. Miami, just 1-for-6 from beyond the arc in the half, shot 42 percent. Virginia Tech cooled to 54 percent for the game. Miami shot 40 percent, but outrebounded the Hokies 31-25.

### VISITORS: University of Miami (15-9, 6-7)

##	Player	tot-fg fg-fga	3-pt fg-fga	ft-fga	rebounds of-de-tot	pf	tp	a	to	blk	s	min
34	William Frisby	f 3-8	0-0	6-6	5-3-8	4	12	1	1	0	0	25
50	Anthony King	f 4-7	0-0	0-0	4-2-6	2	8	0	2	0	2	33
12	Anthony Harris	g 4-9	1-4	1-1	0-0-0	1	10	5	4	0	2	29
13	Guillermo Diaz	g 3-11	1-6	5-9	1-6-7	1	12	1	5	1	0	38
22	Robert Hite	g 4-10	1-2	2-2	1-1-2	2	11	0	0	0	3	33
02	Gary Hamilton	1-1	0-0	1-2	1-1-2	4	3	0	2	0	1	12
04	Antoine Mayhand	0-2	0-1	0-0	0-1-1	3	0	0	0	0	0	8
10	Brandon Okpalobi	0-1	0-0	0-0	0-1-1	1	0	0	0	0	0	6
11	Eric Wilkins	0-0	0-0	0-0	0-1-1	1	0	0	0	0	0	6
42	Raymond Hicks	1-1	0-0	0-0	0-1-1	3	2	0	1	0	0	10
TEAM					1-1-2							
Totals		20-50	3-13	15-20	13-18-31	22	58	7	16	1	8	200

TOTAL FG% 1st Half: 12-28 42.9% 2nd Half: 8-22 36.4% Game: 40.0% DEADBALL  
3-Pt. FG% 1st Half: 1-6 16.7% 2nd Half: 2-7 28.6% Game: 23.1% REBOUNDS  
F Throw % 1st Half: 3-6 50.0% 2nd Half: 12-14 85.7% Game: 75.0% 2

### HOME TEAM: Virginia Tech (14-10, 7-6)

##	Player	tot-fg fg-fga	3-pt fg-fga	ft-fga	rebounds of-de-tot	pf	tp	a	to	blk	s	min
13	Deron Washington	f 3-4	0-0	4-6	0-0-0	2	10	0	2	3	0	22
32	Carlos Dixon	f 2-4	1-2	0-0	1-1-2	4	5	2	2	0	1	14
33	Coleman Collins	c 7-8	0-0	4-6	1-4-5	1	18	1	4	1	0	37
01	Zabian Dowdell	g 5-8	4-6	3-3	0-3-3	2	17	2	3	0	1	39
22	Jamon Gordon	g 5-12	2-4	1-2	0-4-4	4	13	7	1	0	2	40
03	Shawn Harris	1-2	0-1	1-2	1-0-1	1	3	2	1	0	0	8
11	Wynton Witherspoon	0-0	0-0	1-3	0-0-0	0	1	1	0	0	1	2
14	Robert Krabbendam	0-0	0-0	0-0	0-0-0	0	0	0	0	0	0	3
15	Marquie Cooke	0-3	0-1	0-0	1-1-2	1	0	2	0	0	1	17
25	Jeff King	0-1	0-0	1-4	2-2-4	4	1	0	0	0	0	8
42	Chris Tucker	0-0	0-0	3-4	0-1-1	1	3	0	0	0	0	10
TEAM					1-2-3							
Totals		23-42	7-14	18-30	7-18-25	20	71	17	13	4	6	200

TOTAL FG% 1st Half: 15-25 60.0% 2nd Half: 8-17 47.1% Game: 54.8% DEADBALL  
3-Pt. FG% 1st Half: 4-10 40.0% 2nd Half: 3-4 75.0% Game: 50.0% REBOUNDS  
F Throw % 1st Half: 7-13 53.8% 2nd Half: 11-17 64.7% Game: 60.0% 6,2

Officials: Duke Edsall, Reggie Cofer, William Bush

Technical fouls: University of Miami-None. Virginia Tech-None.

Attendance: 9847

Score by Periods	1st	2nd	Total
University of Miami	28	30	58
Virginia Tech	41	30	71

Points in the paint-UM 32,VT 18. Points off turnovers-UM 15,VT 23.

2nd chance points-UM 14,VT 10. Fast break points-UM 4,VT 11.

Bench points-UM 5,VT 8. Score tied-0 times. Lead changed-1 time.

Last FG-UM 2nd-00:17, VT 2nd-02:10.



# ● 2004-05 Season Recap and Boxscores

## GAME 25 - MIAMI 65, FLORIDA STATE 49 February 22, 2005

Leon County Civic Center, Tallahassee, Fla.

Guillermo Diaz scored 19 points and Robert Hite added 17 to lead the University of Miami to a 65-49 win over Florida State in Tallahassee to sweep the season series.

The win marked the first for Miami in Tallahassee since January 16, 1960.

Miami led 30-17 at the half, with Florida State managing only three points in the final 9:24 of the half.

Al Thornton came off the bench to lead the Seminoles with 12 points and eight rebounds. Isaiah Swann added 10.

The Seminoles shot 28.1 percent and just 16.6 percent from 3-point distance.

Florida State's starting lineup produced just 13 points, although the team's scoring leader, Von Wafer, did not start. Wafer, who scored 25 points at Miami last month, and Thornton first entered the game with 3:23 left in the first half with the Seminoles trailing 28-16.

Anthony Harris had 13 points and William Frisby 11 for Miami while Diaz and Hite led the Hurricanes in rebounds with 8 and 7, respectively.

Miami shot 45.7 percent, but hit 8 of 16 from 3-point distance and had a 40-33 rebound advantage.

### VISITORS: University of Miami (16-9, 7-7)

##	Player	tot-fg fg-fga	3-pt fg-fga	ft-fa	rebounds of-de-tot	pf	tp	a	to	blk	s	min
34	William Frisby	f 3-5	0-0	5-6	1-5-6	2	11	1	1	0	3	29
50	Anthony King	c 1-3	0-0	0-0	0-3-3	1	2	3	1	3	1	27
12	Anthony Harris	g 4-8	3-4	2-4	1-1-2	2	13	4	6	0	0	32
13	Guillermo Diaz	g 7-13	3-7	2-3	0-7-7	1	19	3	1	0	0	33
22	Robert Hite	g 5-8	2-3	5-6	2-6-8	4	17	1	0	0	1	23
02	Gary Hamilton	1-3	0-0	0-0	2-3-5	2	2	0	2	1	0	21
04	Antoine Mayhand	0-2	0-1	0-0	0-0-0	0	0	0	0	0	1	5
10	Brandon Okpalobi	0-0	0-0	1-4	0-1-1	0	1	0	0	0	0	9
11	Eric Wilkins	0-3	0-1	0-0	1-2-3	4	0	1	0	0	0	18
42	Raymond Hicks	0-1	0-0	0-0	0-0-0	1	0	0	0	0	0	3
TEAM		14-5										
Totals		21-46	8-16	15-23	8-32-40	17	65	13	12	4	6	200

TOTAL FG%	1st Half: 11-26	42.3%	2nd Half: 10-20	50.0%	Game: 45.7%	DEADBALL
3-PT. FG%	1st Half: 6-11	54.5%	2nd Half: 2-5	40.0%	Game: 50.0%	REBOUNDS
F Throw %	1st Half: 2-4	50.0%	2nd Half: 13-19	68.4%	Game: 65.2%	3,1

### HOME TEAM: Florida State (11-16, 3-10)

##	Player	tot-fg fg-fga	3-pt fg-fga	ft-fa	rebounds of-de-tot	pf	tp	a	to	blk	s	min
32	Alexander Johnson	f 2-3	1-1	1-1	1-0-1	1	6	1	3	0	1	13
51	Adam Waleskowski	f 1-3	0-2	2-3	1-2-3	1	4	2	1	0	0	20
04	Todd Galloway	g 0-7	0-6	0-0	0-3-3	4	0	2	3	0	1	39
20	Andrew Wilson	g 1-3	1-3	0-0	1-0-1	0	3	1	0	0	0	14
21	Jason Rich	g 0-4	0-1	0-0	0-0-0	3	0	0	0	0	0	13
03	Isaiah Swann	4-11	2-6	0-0	1-0-1	3	10	2	1	0	0	23
10	Ralph Mims	0-3	0-1	0-0	0-1-1	0	0	0	0	0	0	12
12	Al Thornton	6-14	0-0	0-0	3-5-8	3	12	2	0	0	0	19
22	Von Wafer	2-10	1-8	4-4	0-2-2	0	9	0	1	0	0	19
25	Diego Romero	1-4	0-1	1-4	2-1-3	1	3	0	0	1	0	20
54	Anthony Richardson	1-2	0-1	0-0	0-4-4	2	2	0	1	0	0	8
TEAM		4-2-6										
Totals		18-64	5-30	8-12	13-20-33	18	49	10	10	1	2	200

TOTAL FG%	1st Half: 6-25	24.0%	2nd Half: 12-39	30.8%	Game: 28.1%	DEADBALL
3-PT. FG%	1st Half: 2-12	16.7%	2nd Half: 3-18	16.7%	Game: 16.7%	REBOUNDS
F Throw %	1st Half: 3-7	42.9%	2nd Half: 5-5	100%	Game: 66.7%	4,2

Officials: Mike Wood, Mike Eades, Bob Donato  
Technical fouls: University of Miami-None. Florida State-None.  
Attendance: 7574

Score by Periods	1st	2nd	Total
University of Miami	30	35	65
Florida State	17	32	49

Points in the paint-UM 12,FS 16. Points off turnovers-UM 12,FS 13.  
2nd chance points-UM 10,FS 8. Fast break points-UM 0,FS 0.  
Bench points-UM 3,FS 36. Score tied-1 time. Lead changed-0 times.  
Last FG-UM 2nd-00:51, FS 2nd-01:06.

## GAME 26 - GEORGIA TECH 76, MIAMI 72 February 26, 2005

Convocation Center, Coral Gables, Fla.

Jarrett Jack scored 21 points to lead Georgia Tech to a 76-72 come-from-behind win over the University of Miami in front of a sold out crowd at the Convocation Center in Coral Gables, Fla.

Will Bynum went 7-for-7 from the line in the final 2 minutes, sinking three straight to put Georgia Tech ahead to stay. Jack clinched the win by hitting two free throws with 8 seconds left.

Georgia Tech trailed 59-51 with 8 minutes left and responded by running off 12 consecutive points, with Jack scoring the first eight. Jeremis Smith sank a follow-up shot to put the Yellow Jackets ahead 63-59.

Guillermo Diaz had 24 points and four steals to lead Miami. Robert Hite added 20 points for the Hurricanes.

B.J. Elder scored 15 points for the Yellow Jackets. Ra'Sean Dickey and Anthony Morrow added 12 each.

### VISITORS: Georgia Tech (16-9, 7-7)

##	Player	tot-fg fg-fga	3-pt fg-fga	ft-fa	rebounds of-de-tot	pf	tp	a	to	blk	s	min
02	Muhammad, Isma'il	f 1-2	0-0	0-2	3-1-4	3	2	1	1	1	3	14
55	McHenry, Anthony	f 0-1	0-0	0-0	0-2-2	2	0	0	1	1	1	10
12	Schenscher, Luke	c 2-6	0-0	1-3	2-3-5	1	5	1	0	0	1	23
01	Elder, B.J.	g 6-17	3-11	0-0	1-2-3	3	15	2	1	1	2	31
03	Jack, Jarrett	g 7-12	3-5	4-5	0-1-1	1	21	4	4	0	1	35
04	Dickey, Ra'Sean	3-3	0-0	6-7	3-3-6	2	12	0	3	1	0	17
05	West, Mario	0-1	0-1	0-0	0-1-1	0	0	0	0	0	0	6
11	Bynum, Will	0-2	0-2	7-7	1-1-2	1	7	1	2	0	0	22
23	Morrow, Anthony	4-10	4-9	0-0	2-2-4	2	12	1	2	0	0	18
32	Smith, Jeremis	1-5	0-1	0-0	5-3-8	5	2	1	1	0	0	24
TEAM		4-2-6										
Totals		24-59	10-29	18-24	21-21-42	20	76	11	16	4	8	200

TOTAL FG%	1st Half: 12-32	37.5%	2nd Half: 12-27	44.4%	Game: 40.7%	DEADBALL
3-PT. FG%	1st Half: 5-17	29.4%	2nd Half: 5-12	41.7%	Game: 34.5%	REBOUNDS
F Throw %	1st Half: 2-4	50.0%	2nd Half: 16-20	80.0%	Game: 75.0%	4

### HOME TEAM: University of Miami (16-10, 7-8)

##	Player	tot-fg fg-fga	3-pt fg-fga	ft-fa	rebounds of-de-tot	pf	tp	a	to	blk	s	min
34	William Frisby	f 1-6	0-0	2-2	4-2-6	4	4	1	0	1	0	23
50	Anthony King	c 3-3	0-0	0-4	2-3-5	3	6	0	1	2	1	30
12	Anthony Harris	g 3-13	1-6	1-2	2-2-4	2	8	3	3	0	0	31
13	Guillermo Diaz	g 7-13	3-5	7-8	1-1-2	2	24	3	6	0	4	38
22	Robert Hite	g 7-17	2-5	4-5	3-2-5	1	20	1	0	1	0	34
02	Gary Hamilton	3-3	0-0	2-4	3-2-5	3	8	0	2	0	1	21
10	Brandon Okpalobi	0-0	0-0	0-0	0-2-2	4	0	1	0	0	2	10
11	Eric Wilkins	1-1	0-0	0-0	1-0-1	1	2	0	0	0	1	7
42	Raymond Hicks	0-1	0-0	0-0	0-0-0	1	0	0	1	0	0	6
TEAM		1-2-3										
Totals		25-57	6-16	16-25	17-16-33	21	72	9	13	4	9	200

TOTAL FG%	1st Half: 12-28	42.9%	2nd Half: 13-29	44.8%	Game: 43.9%	DEADBALL
3-PT. FG%	1st Half: 3-8	37.5%	2nd Half: 3-8	37.5%	Game: 37.5%	REBOUNDS
F Throw %	1st Half: 6-11	54.5%	2nd Half: 10-14	71.4%	Game: 64.0%	3

Officials: Larry Rose, Bryan Kersey, Reggie Cofer  
Technical fouls: Georgia Tech-None. University of Miami-None.  
Attendance: 7000

Score by Periods	1st	2nd	Total
Georgia Tech	31	45	76
University of Miami	33	39	72

Points in the paint-GT 24,UM 30. Points off turnovers-GT 17,UM 18.  
2nd chance points-GT 14,UM 17. Fast break points-GT 4,UM 4.  
Bench points-GT 33,UM 10. Score tied-7 times. Lead changed-9 times.  
Last FG-GT 2nd-01:32, UM 2nd-00:18.

# ● 2004-05 Season Recap and Boxscores

## GAME 27 - #6/#6 DUKE 83, MIAMI 59 March 3, 2005

Cameron Indoor Stadium, Durham, N.C.

J.J. Redick scored 29 points to lead sixth-ranked Duke to an 83-59 victory over the University of Miami on Senior Night at Cameron Indoor Stadium.

Senior Daniel Ewing had the first double-double of his career with 14 points and a career-high 10 assists and Shelden Williams added 14 points and 12 rebounds for the Blue Devils.

Robert Hite scored 17 points to lead the Hurricanes. Guillermo Diaz added 14 points while Anthony Harris came off the bench to score 12.

Duke jumped out to a 17-4 lead in the first seven minutes of the game and never looked back. Redick scored 18 points in the first half as Duke went to the break with a 44-24 lead.

The Blue Deamons scored the first 10 points of the second half to push the lead to 30 with 16:42 to play.

Miami pulled within 23 using an 11-0 run to make the score 64-41 with 9:56 left. But the Hurricanes would get no closer as Lee Melchionni (12 points) would hit a three to stop the Miami run.

### VISITORS: University of Miami (16-11, 7-9)

##	Player	tot-fg	3-pt	rebounds	pf	tp	a	to	blk	s	min
		fg-fga	fg-fga	of-de-tot							
34	William Frisby	f 1-6	0-0	2-2	3-2-5	3	4	0	0	0	25
50	Anthony King	c 0-4	0-0	0-0	1-3-4	1	0	1	1	4	31
10	Brandon Okpalobi	g 2-2	0-0	0-0	0-0-0	1	4	0	3	0	7
13	Guillermo Diaz	g 6-17	1-6	1-2	0-2-2	5	14	1	4	0	31
22	Robert Hite	g 6-15	0-3	5-6	0-5-5	2	17	0	2	0	37
02	Gary Hamilton	3-6	0-0	0-0	7-3-10	1	6	0	1	2	17
04	Antoine Mayhand	0-0	0-0	0-0	0-2-2	1	0	0	0	1	4
11	Eric Wilkins	0-1	0-0	0-0	0-1-1	0	0	0	0	0	6
12	Anthony Harris	4-8	2-3	2-2	0-3-3	4	12	5	6	0	35
42	Raymond Hicks	1-1	0-0	0-0	0-0-0	1	2	0	0	0	7
	TEAM			1-2-3							
	Totals	23-60	3-12	10-12	12-23-35	19	59	7	17	7	200

TOTAL FG%	1st Half: 10-29	34.5%	2nd Half: 13-31	41.9%	Game: 38.3%	DEADBALL
3-PT FG%	1st Half: 1-5	20.0%	2nd Half: 2-7	28.6%	Game: 25.0%	REBOUNDS
F Throw %	1st Half: 3-4	75.0%	2nd Half: 7-8	87.5%	Game: 83.3%	2

### HOME TEAM: Duke (22-4, 11-4)

##	Player	tot-fg	3-pt	rebounds	pf	tp	a	to	blk	s	min
		fg-fga	fg-fga	of-de-tot							
13	Lee Melchionni	f 4-9	4-8	0-0	0-3-3	4	12	0	1	0	28
30	Reggie Love	f 0-1	0-0	0-0	2-1-3	2	0	0	0	1	16
23	Shelden Williams	c 5-10	0-0	4-5	4-8-12	3	14	1	3	4	30
04	J.J. Redick	g 8-14	6-12	7-7	0-1-1	1	29	4	2	0	32
05	Daniel Ewing	g 5-15	2-9	2-2	0-0-0	2	14	10	1	0	34
14	David McClure	0-1	0-0	0-2	0-0-0	0	0	0	0	1	0
21	DeMarcus Nelson	3-7	2-3	2-4	3-2-5	1	10	1	3	0	23
41	Patrick Davidson	0-0	0-0	0-0	0-0-0	0	0	0	0	0	3
42	Shavlik Randolph	0-5	0-1	4-4	4-5-9	0	4	0	2	2	24
45	Joe Pagliuca	0-0	0-0	0-0	0-0-0	0	0	0	0	0	0+
51	Patrick Johnson	0-0	0-0	0-0	0-0-0	1	0	0	0	0	4
	TEAM			2-5-7							
	Totals	25-62	14-33	19-24	15-25-40	14	83	16	13	8	200

TOTAL FG%	1st Half: 13-29	44.8%	2nd Half: 12-33	36.4%	Game: 40.3%	DEADBALL
3-PT FG%	1st Half: 7-12	58.3%	2nd Half: 7-21	33.3%	Game: 42.4%	REBOUNDS
F Throw %	1st Half: 11-13	84.6%	2nd Half: 8-11	72.7%	Game: 79.2%	4

Officials: Duke Edsall, Tony Greene, Bob Donato  
Technical fouls: University of Miami-None. Duke-Daniel Ewing.  
Attendance: 9314

Score by Periods	1st	2nd	Total
University of Miami	24	35	59
Duke	44	39	83

Points in the paint-UM 24,DU 16. Points off turnovers-UM 7,DU 19.  
2nd chance points-UM 11,DU 20. Fast break points-UM 7,DU 7.  
Bench points-UM 20,DU 14. Score tied-1 time. Lead changed-0 times.  
Last FG-UM 2nd-00:05, DU 2nd-03:28.

## GAME 28 - VIRGINIA 66, MIAMI 65 ACC Tournament

March 10, 2005

MCI Center, Washington, D.C.

J.R. Reynolds scored a career-high 32 points leading the Cavaliers to a 66-65 victory over the University of Miami in the first round of the Atlantic Coast Conference tournament.

Reynolds made 10 of 14 shots, including 5 of 7 three-pointers, and got virtually no support from his teammates until a 9-4 game-closing run that broke the Cavalier's five-game losing streak.

Devin Smith, who was 1-for-9 at the time, hit a three-pointer with 2:26 to play to give Virginia its first lead of the second half, 62-61. Freshman Sean Singletary also struggled all game, but he made a tough short jumper in traffic to push the lead to three.

However, the game was in the balance until literally the final second. Guillermo Diaz made two free throws with 22 seconds remaining to pull Miami within one, 66-65. Anthony King then stole an errant inbounds pass, giving the Hurricanes the chance to set up the final shot for the win. Anthony Harris was wide open for a three-pointer from the left wing, but his attempt bounced off the rim and time expired as players fought for the rebound.

Diaz scored 20 points, his 26th consecutive double-digit game, to lead Miami. The Hurricanes shot 31 percent from the field and made just one field goal in the game's final 10 minutes.

### VISITORS: Virginia (14-14)

##	Player	tot-fg	3-pt	rebounds	pf	tp	a	to	blk	s	min
		fg-fga	fg-fga	of-de-tot							
33	Smith, Devin	f 2-10	2-9	1-2	0-8-8	3	7	0	1	1	33
21	Soroye, Tunji	c 0-1	0-0	0-0	1-2-3	1	0	0	1	2	11
02	Reynolds, J.R.	g 10-14	5-7	7-8	0-3-3	2	32	1	1	0	39
15	Bannister, T.J.	g 0-1	0-0	0-0	0-2-2	4	0	2	3	0	21
44	Singletary, Sean	g 3-10	1-3	1-2	2-1-3	4	8	5	4	0	29
23	Forbes, Gary	3-6	0-2	0-2	0-1-1	4	6	0	1	0	16
30	Joseph, Adrian	0-1	0-1	0-0	0-0-0	0	0	0	0	0	5
32	Cain, Jason	1-1	0-0	2-4	2-3-5	4	4	1	0	0	15
43	Brown, Elton	3-6	0-0	3-5	1-6-7	3	9	0	1	3	31
	TEAM			0-1-1							
	Totals	22-50	8-22	14-23	6-27-33	25	66	9	12	6	200

TOTAL FG%	1st Half: 10-27	37.0%	2nd Half: 12-23	52.2%	Game: 44.0%	DEADBALL
3-PT FG%	1st Half: 5-14	35.7%	2nd Half: 3-8	37.5%	Game: 36.4%	REBOUNDS
F Throw %	1st Half: 5-6	83.3%	2nd Half: 9-17	52.9%	Game: 60.9%	5,1

### HOME TEAM: University of Miami (16-12)

##	Player	tot-fg	3-pt	rebounds	pf	tp	a	to	blk	s	min
		fg-fga	fg-fga	of-de-tot							
34	William Frisby	f 3-8	0-0	2-2	4-2-6	4	8	0	1	0	17
50	Anthony King	c 2-8	0-0	0-1	6-8-14	2	4	0	1	0	33
12	Anthony Harris	g 2-10	2-7	2-3	1-3-4	2	8	3	2	0	35
13	Guillermo Diaz	g 5-15	0-6	10-12	3-2-5	4	20	3	4	0	34
22	Robert Hite	g 4-16	2-6	3-4	2-4-6	0	13	0	0	0	34
02	Gary Hamilton	2-3	0-0	0-0	2-4-6	5	4	1	0	0	19
10	Brandon Okpalobi	0-0	0-0	1-2	0-1-1	2	1	0	1	0	9
11	Eric Wilkins	0-0	0-0	0-0	0-0-0	0	0	0	0	0	3
42	Raymond Hicks	2-4	2-3	1-4	1-1-2	4	7	0	1	0	16
	TEAM			3-0-3							
	Totals	20-64	6-22	19-28	22-25-47	23	65	7	10	0	200

TOTAL FG%	1st Half: 13-35	37.1%	2nd Half: 7-29	24.1%	Game: 31.3%	DEADBALL
3-PT FG%	1st Half: 4-13	30.8%	2nd Half: 2-9	22.2%	Game: 27.3%	REBOUNDS
F Throw %	1st Half: 4-6	66.7%	2nd Half: 15-22	68.2%	Game: 67.9%	3,1

Officials: Karl Hess, Manny Upton, Les Jones  
Technical fouls: Virginia-None. University of Miami-None.  
Attendance: 20301

Score by Periods	1st	2nd	Total
Virginia	30	36	66
University of Miami	34	31	65

Points in the paint-VA 26,UM 24. Points off turnovers-VA 15,UM 13.  
2nd chance points-VA 7,UM 17. Fast break points-VA 7,UM 2.  
Bench points-VA 19,UM 12. Score tied-3 times. Lead changed-5 times.  
Last FG-VA 2nd-01:22, UM 2nd-04:37.

# ● 2004-05 Season Recap and Boxscores

## GAME 29 - SOUTH CAROLINA 69, MIAMI 67 National Invitation Tournament - First Round March 15, 2005 Colonial Center, Columbia, S.C.

Josh Gonner's driving basket with 2.1 seconds remaining lifted South Carolina to a 69-67 victory over the University of Miami in the first round of the NIT in Columbia, S.C.

The Gamecocks led most of the game, but Miami moved out to a 64-60 lead after Guillermo Diaz hit a three-pointer with 3:51 to go.

Gonner then hit two foul shots, Carlos Powell tied it with a basket and Rocky Trice completed a three-point play that gave South Carolina a 67-64 lead with 22.7 seconds left.

But Miami wasn't finished. Robert Hite hit his fifth three-pointer with 8.5 seconds left, tying the game at 67. Gonner then rushed up court and leaned in for the game-winning basket.

The Hurricanes had one final chance, but Diaz's off-balance three-point try from the left corner missed the mark.

Powell led the Gamecocks with 18 points. Tarence Kinsey added 11. Hite led Miami with 23 points. Diaz had 21 and Harris finished with 14 for the Hurricanes.

### VISITORS: University of Miami (16-13)

##	Player	tot-fg fg-fga	3-pt fg-fga	ft-fa	rebounds of-de-tot	pf	tp	a	to	blk	s	min
34	William Frisby	f 0-5	0-0	2-2	2-3-5	2	2	0	2	1	1	20
50	Anthony King	c 1-6	0-0	1-2	4-0-4	3	3	0	0	3	0	26
12	Anthony Harris	g 4-9	4-7	2-2	0-2-2	0	14	1	1	0	0	29
13	Guillermo Diaz	g 8-17	4-10	1-3	0-6-6	1	21	5	2	0	1	39
22	Robert Hite	g 8-19	5-10	2-2	2-1-3	1	23	1	1	0	1	36
02	Gary Hamilton	1-3	0-0	0-0	2-10-12	5	2	0	0	0	1	32
10	Brandon Okpalobi	0-0	0-0	0-0	0-1-1	1	0	2	0	0	0	11
11	Eric Wilkins	1-2	0-0	0-1	1-0-1	0	2	1	0	0	0	5
42	Raymond Hicks	0-0	0-0	0-0	0-0-0	0	0	0	0	0	0	2
TEAM					1-0-1							
Totals		23-61	13-27	8-12	12-23-35	13	67	10	7	4	4	200

TOTAL FG%	1st Half: 11-28	39.3%	2nd Half: 12-33	36.4%	Game: 37.7%	DEADBALL
3-PT. FG%	1st Half: 6-11	54.5%	2nd Half: 7-16	43.8%	Game: 48.1%	REBOUNDS
F Throw %	1st Half: 5-6	83.3%	2nd Half: 3-6	50.0%	Game: 66.7%	1

### HOME TEAM: South Carolina (16-13)

##	Player	tot-fg fg-fga	3-pt fg-fga	ft-fa	rebounds of-de-tot	pf	tp	a	to	blk	s	min
15	Powell, Carlos	f 8-18	0-1	2-4	2-5-7	1	18	3	3	0	0	35
21	Kinsey, Tarence	f 4-9	3-5	0-0	0-5-5	2	11	3	1	1	1	33
33	Wallace, Brandon	f 3-5	0-1	4-5	0-7-7	1	10	0	0	4	1	31
01	Kelley, Tre'	g 2-6	1-4	0-0	0-4-4	4	5	4	1	1	0	30
10	Trice, Rocky	g 3-5	1-1	1-1	3-3-6	1	8	1	0	0	0	27
02	McDowell, Stephen	0-0	0-0	0-0	0-0-0	0	0	0	0	0	0	3
14	Tisby, Antoine	3-6	1-1	0-2	0-1-1	2	7	0	1	0	0	15
31	Gonner, Josh	3-6	1-4	3-4	0-1-1	2	10	1	1	0	0	19
34	Balkman, Renaldo	0-0	0-0	0-2	0-0-0	0	0	1	0	0	0	7
TEAM					4-2-6							
Totals		26-55	7-17	10-18	9-28-37	13	69	13	7	6	2	200

TOTAL FG%	1st Half: 15-29	51.7%	2nd Half: 11-26	42.3%	Game: 47.3%	DEADBALL
3-PT. FG%	1st Half: 4-9	44.4%	2nd Half: 3-8	37.5%	Game: 41.2%	REBOUNDS
F Throw %	1st Half: 2-7	28.6%	2nd Half: 8-11	72.7%	Game: 55.6%	5,1

Officials: Steve Pyatt, Bobby Pennington, Frank Bordeaux  
Technical fouls: University of Miami-None. South Carolina-None.  
Attendance: 6307

Score by Periods	1st	2nd	Total
University of Miami	33	34	67
South Carolina	36	33	69

Points in the paint-UM 16, SC 32. Points off turnovers-UM 9, SC 14.  
2nd chance points-UM 9, SC 8. Fast break points-UM 7, SC 4.  
Bench points-UM 4, SC 17. Score tied-6 times. Lead changed-10 times.  
Last FG-UM 2nd-00:08, SC 2nd-00:02.



Robert Hite earned Honorable-Mention All-ACC honors last season.



Anthony King was named to the 2004-05 ACC All-Defensive team.



Guillermo Diaz was Second-team All-ACC selection last season.



# ● University of Miami Hurricanes

It lay silent for 14 years. Collecting dust and going unnoticed, the Miami basketball program was the Rip van Winkle of college basketball from 1971 to 1985. But Hurricane Basketball returned, and in a big way.

Since 1985 the Miami program has undergone such dramatic and frequent changes, it seemed that the Hurricanes were continually entering "a new era." First came the "Era of Miami Basketball," itself. Then came the "Bill Foster Era," followed by the "Tito Horford Era," "The Leonard Hamilton Era," "The BIG EAST Era," and now the "Frank Haith/ACC Era."

With the entry into the Atlantic Coast Conference in 2004, the University of Miami entered the ranks of the most competitive and successful basketball conference in the nation.

The road to conference affiliation in the ACC was not an easy one for those who thirsted for basketball in this continually prospering section of the country. Moreover, the previous path traveled by Miami basketball players, coaches and fans was dotted by flashes of brilliance, color and sometimes disappointment.

Here is a capsule summary of the 78 years of Miami basketball that have intermittently played a part in the history of the athletic program at the University and its neighboring community.

## The 1920s: Miami's First Time

- The Hurricanes fielded a freshman team in 1926-27, finishing 7-1 under Head Coach Art Webb.
- In 1927-28, the first official varsity basketball team at the University of Miami posted an 8-4 mark, knocking off Rollins, 51-15, in the opener.

## The 1930s: A Missing Link

- Miami records list no official results from 1932 through 1938. During that period of time, representatives from the school played local AAU and church sponsored teams under Coach Tom McCann.

- The Hurricanes returned to intercollegiate competition in the 1938-39 season, posting a 4-6 record under Head Coach Hart Morris.

## The 1940s: World War II Stops Play

- Like many other institutions across the nation, Miami dropped intercollegiate basketball during the war years of 1942-1945.
- Morris returned as head coach along with the program in 1946 and was the UM mentor until 1952 when Dave Wike took over for a two-year stint as the UM coach.

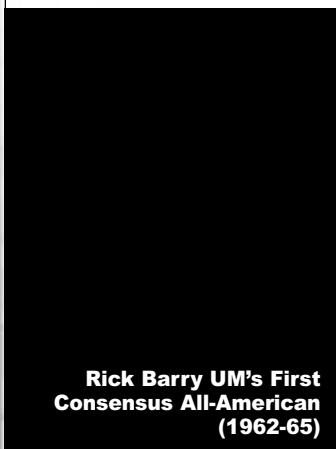
## The 1950s: UM's Glory Years

- In 1954, the University named Bruce Hale as its head basketball coach. The retired Air Force captain and former professional basketball star held the UM head coaching post for 13 seasons, leading the Hurricane program through its glory years of intercollegiate basketball. Before the end of Hale's tenure in 1967, the Hurricanes won 220 games and lost 112 for a .663 winning percentage. Hale's first Miami team turned in a 9-11 record, but there were no other losing campaigns in the next 12 years. The streak of non-losing seasons extended through the 1968-69 season – marking 14 consecutive campaigns of .500 basketball or better for UM.
- Hale's 1959-60 club was the first UM men's basketball team to advance to the NCAA Tournament and finish the season ranked in the Associated Press Top 10. That 1959-60 edition ran its record to 23-3 before bowing to Western Kentucky, 107-84, in the first round of the tournament.
- During that historic '59-60 NCAA Tournament year, junior guard Dick Hickox became the first UM basketball player to earn All-America recognition. Hickox averaged 22.1 points per game during that season en route to becoming a second-team AP and UPI All-American.




**The Hurricanes returned to intercollegiate competition in the 1938-39 season, posting a 4-6 record under Head Coach Hart Morris.**


**The 1928-29 Miami Hurricanes recorded a 13-6 overall record.**



**Rick Barry UM's First Consensus All-American (1962-65)**



**Dick Hickox was named UM's first All-American in 1960. He led UM to a 23-3 record, the Hurricanes' first NCAA tournament and the school's first final regular-season Associated Press Top 10 ranking.**



# ● University of Miami Hurricanes

## The 1960s: Rick Barry's All-American Years

- The Dick Hickox-led Hurricanes of 1960-61 returned to post-season play — falling in the first round of the NIT to St. Louis, 58-56. The 1960-61 squad compiled a 20-7 record.
- In 1962-63, Miami advanced to the second round of the NIT before falling to Providence, 106-96. An opening round NIT victory over St. Francis (N.Y.), 71-70, marks the only Miami victory to date in post-season play.
- From 1962 through 1965, Miami recorded three consecutive 20-win seasons, rolling up a composite record of 65-16. The star of these Hurricane glory teams was a brilliant scorer named Rick Barry.
- In 1964-65, Barry became the Hurricanes' only consensus All-America selection. The 6-7, 200-pound native of Roselle Park, New Jersey led the nation in scoring with a 37.4 average in his senior season. He went on to become the only player in basketball history to win single-season scoring titles in the NCAA, ABA and NBA. He was inducted into the Basketball Hall of Fame in Springfield, Mass., in 1986.
- The 1964-65 Miami squad, led by Barry's scoring brilliance, established a new NCAA scoring record by averaging 98.4 points per game. The 'Canes, however, were not allowed to participate in the NCAA Tournament that year — after posting a 22-4 record — because of recruiting violations.
- Bruce Hale resigned after 1966-67 and assistant Ron Godfrey assumed the head coaching responsibilities.

## The 1970s: First Era Ends


- Don Curnutt closed out his Miami basketball career in 1970 as the Hurricanes' third and last player to receive All-America recognition.
- February 27, 1971 — The last victory by a University of Miami men's basketball team for 14 years came in the second-to-last game of the season, a 100-94

triumph against Florida State at home in the Dinner Key Auditorium. The 'Canes shot a season-high 62.5 percent from the floor and all five Miami starters scored in double figures.

- March 1, 1971 — After posting a four-year record of 47-56 at Miami, Ron Godfrey resigned his post as head basketball coach, effective following Miami's final game of the season against nationally-ranked Jacksonville.
- March 2, 1971 — The last game played by a University of Miami men's team until 1985 took place at the Dinner Key Auditorium where one of the largest UM home crowds in years turned out to see the Hurricanes host nationally ranked Jacksonville. The Dolphins handed Miami a 94-75 loss that remained as UM's last contest for the next 14 years.
- April 22, 1971 — The University of Miami Board of Trustees voted to drop the sport "temporarily until such time as a permanent field house can be constructed on the main campus." Sagging attendance figures and serious financial losses were also believed to contribute to the discontinuation of basketball at UM.

## In 1983: UM Commits To Rebuild

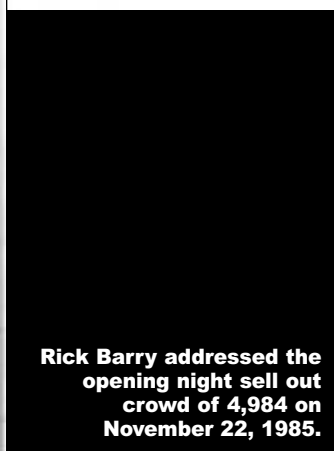
- July 15, 1983 — Sam Jankovich was named athletic director at the University of Miami. Coming to UM after a successful stint as the athletic director at Washington State, Jankovich immediately announced that the resurrection of men's basketball at Miami would be his primary priority in the early months of his tenure, enabling UM to have "one of the nation's most complete and visible overall programs in the country."
- October 12, 1983 — The University of Miami Board of Trustees unanimously voted to reinstate men's basketball at the University of Miami. The Board made the decision after reviewing a report submitted by newly hired Athletic Director Sam Jankovich, which stated that men's basketball can be a revenue-producing venture. Moreover, nearly \$500,000 had already been raised in support of bringing basketball back to the University. It was also announced that the Hurricanes



**As a second-team All-American, Don Curnutt's career came to an end in the 1970s, so did Miami's first era of basketball.**



**Former Athletic Director Sam Jankovich (left) announces the hiring of Coach Bill Foster on March 21, 1984.**



**Rick Barry addressed the opening night sell out crowd of 4,984 on November 22, 1985.**



**The late James L. Knight and the late James McLamore, Chairman of the UM Board of Trustees, at the dedication of the Knight Sports Complex.**





# ● University of Miami Hurricanes

would be ready to compete on the Division I level in the 1985-86 season, and the downtown James L. Knight Center was home for the reborn program.

"This is an exciting day for the University and for the athletic program," UM President Edward T. Foote II said. "And we are keeping in mind the priorities of academics first and athletics second ... we are pleased that the changes in the economics of intercollegiate basketball allow the University to resurrect one of the country's most popular sports. We look forward to welcoming these Hurricanes home again."

## In 1984: Foster Hired As Coach

- March 21, 1984 — Bill Foster, a 47-year-old native of Hemingway, S.C. was named the seventh men's basketball coach at the University of Miami. Foster came to Miami after 19 years as a head coach at Shorter College, North Carolina-Charlotte and Clemson. Foster also announced on this day that Clint Bryant, a long-time assistant at Clemson, would also join the Miami staff in a similar capacity.
- April 9, 1984 — Foster announced the hiring of a second assistant coach, Seth Greenberg, who was serving as an assistant coach to Terry Holland at the University of Virginia.
- April 16, 1984 — Tim Harvey, a 6-10, 240-pound center, became the first basketball player to commit to the University of Miami in over 14 years. The Plainfield, N.J. native announced that he would transfer to Miami after spending two seasons in the Georgia Tech program.
- July 1, 1984 — A third assistant coach was hired to complete the basketball staff. Miami native Cesar Odio returned home after serving as an assistant coach at his alma mater, Florida Southern College.
- October 11, 1984 — Nearly one full year after the announcement that basketball would return to the University, Athletic Director Sam Jankovich announced that a million dollar-plus practice facility would be constructed on the Coral Gables campus. The new all purpose structure — located between the Hecht Athletic Center and the Greentree Track would be funded through a gift from the James L. Knight Charitable Trust.

- The first phase of the 1985-86 basketball schedule was also announced on this day, and the line-up included such perennial powers as North Carolina, Georgia, Notre Dame, Marquette and Dayton.
- October 15, 1984 — The first men's basketball practice session more than 12 years was held on the patio in the center of campus. More than 200 members of the student body participated.

## In 1985:

### With Everything In Place, Miami Tips Off Again

- April 25, 1985 — Foster announced that the UM's 1985-86 basketball roster would include nine freshmen, one sophomore and one junior as the spring signing period ends for NCAA basketball.
- August 16, 1985 — Athletic Director Sam Jankovich announced that the 1985-86 basketball schedule had been completed and that network television coverage of the Hurricane program would include two games to be broadcast by CBS (Arizona) and ESPN (Notre Dame).
- Jankovich also announced the completion of a local television schedule (on WBFS-Channel 33) that would bring all nine UM road games back to Miami by way of live local broadcasts. Channel 33 would also carry selected home games in the Knight Center.
- WIOD Radio, the radio voice of UM football and baseball would also carry all Hurricane basketball games with veteran Hurricane announcer Sonny Hirsch at the microphone.
- October 15, 1985 — Basketball practice officially begins at the University of Miami in the Knight Sports Complex.
- November 12, 1985 — The Knight Sports Complex was dedicated at a gala banquet that was held on the basketball courts of the new structure. CBS basketball analyst Billy Packer served as the evening's guest speaker for an event which welcomed more than 500 guests to the on-campus home of Hurricane basketball. The facility now serves as the practice home to the men's and women's basketball programs while also housing the men's basketball coaching staff offices. In addition,

**Dennis Burns thrilled fans on opening night with five dunks.**



## 1985-86 Miami Hurricanes



**In 1985 the University of Miami brought back men's basketball after a 14-year absence. The program had been discontinued in 1971.**

*First Row (L-R): Manager Kevin Nord, Kevin Presto, Terrell Roberson, Joel Warren, Robert Selby, Darrell Glenn, Brian Heller, Bryan Hughes.*

*Back Row (L-R): Eric Brown, Terance Hare, Mike Noblet, Tim Harvey, Mark Richardson, Robert Schneckenberg, Tim Dawson, Dennis Burns.*

# ● University of Miami Hurricanes

tion, the Knight Sports Complex enabled the athletic program to more than double the size of the existing strength room, while also providing meeting rooms and lecture rooms for all of Miami's student athletes. The structure is located between the Hecht Athletic Center and the Greentree Track.

- November 22, 1985 – The brand new era of Hurricane basketball was ushered in by a young UM squad which defeated The Citadel, 85-77, in front of a sellout crowd of 4,984 at the Knight Center. Dennis Burns (24 points), Kevin Presto (22) and Eric Brown (21) combined to lead the Miami offense, while Bryan Hughes enjoyed the distinction of scoring Miami's first point in 14 years (a free throw with 18:34 remaining in the first half).
- November 30, 1985 – Miami stuns 1985 NCAA Tourney participant Georgia with a thrilling 81-78 victory to capture the first AMI Classic Championship at the James L. Knight Center.

## End of the 1980s:

### UM Moves Forward, Upsets Top 20 Teams

- March 5, 1986 – An 84-62 loss to Marquette in Milwaukee closed the Hurricanes' first season since 1970-71. Miami finished the year with a 14-14 record, giving Bill Foster his 19th non-losing record in 20 years as a collegiate head coach.
- The 1986-87 season – Though still considered "America's Youngest Team," Miami compiled a 15-16 slate – recording upset victories against Marquette, Stanford and Florida State, while losing by only four points to future BIG EAST foe Providence – a team that advanced to the NCAA Final Four.
- The 1987-88 season – Thrilling victories against Providence and Virginia Commonwealth propelled the 'Canes to continued improvement with a 17-14 record. Following the season, center Tito Horford announced his intention to enter the NBA Draft without completing his final two seasons of eligibility. Miami was left with anything but a depleted roster as 10 lettermen, including eight seniors, returned for UM's fourth season.
- April 12, 1988 – Athletic Director Sam Jankovich announces plans to move Hurricane Basketball to the new \$56 million Miami Arena. Also home to the NBA's

Miami Heat, the state-of-the-art basketball facility signifies a new era in the rise of basketball in South Florida.

- December 10, 1988 – A crowd of 6,654 watch the Hurricanes run neck-and-neck for 40 minutes with ACC powerhouse Duke. Blue Devil Danny Ferry needs a superhuman performance to stop the 'Canes as he connects on 23 of 26 shots en route to 58 points. Ferry later calls Miami "a definite Top 40 team."
- January 12, 1989 – Joel Warren's free throw, his only point of the evening, with two seconds remaining clinches Miami's first victory over a Top 20 team as the 'Canes upset defending national champion and No. 16-ranked Kansas, 87-86, at the Miami Arena.
- March 6, 1989 – The Hurricanes post an 89-82 win against Florida International University in the first annual Carnival Miami Cup. The win leaves Miami with a 19-12 slate, good enough for the best record in 24 years and 10 seasons at Miami. Eric Brown ends his brilliant Miami career with 2,270 career points, just 28 back of All-America Rick Barry's Hurricane record of 2,298.
- December 6, 1989 – Miami hands an 87-82 loss to eventual NCAA tournament participant University of Dayton as a Hurricane squad that includes six freshmen and no seniors jumps out with three consecutive wins to start the season.

## In 1990:

### Hamilton Hired, UM Joins The BIG EAST

- January 18, 1990 – Nearly 5,000 fans turn out to watch one of the most exciting Hurricane games ever as Miami edges Florida State in two OTs, 101-97.
- February 19, 1990 – Miami storms back to post a 62-59 victory against University of Florida, ending the Gators 11-game win streak against the 'Canes that began during the 1964-65 season.
- March 6, 1990 – The Hurricanes send Head Coach Bill Foster out on a winning note as one of the most successful and respected collegiate coaches in the nation leaves Miami following an 83-55 win against Florida International. Foster's six-year rebuilding record at Miami stands at 78-71 (.523) while his overall career mark tallies up to 431-247 (.636) in 24 seasons.

## The Founders



**The University of Miami honored the Founders and their relatives at the Hurricanes game versus Boston College on February 11, 2004.**

*From left: Fred Havenick, Swannee DiMare, Paul DiMare, Eileen Herald, Tom Herald, Irving Karp, Arlene Schnell, Kenny Pitofsky, Jerry Pendergast, Nicole Walsh, Monty Trainer, Athletic Director Paul Dee, Sebastian the Ibis.*

## Thank you, Founders!

With deep appreciation, the University honors UM's Basketball Founders whose donations of \$50,000 or more over four years helped provide the resources necessary to reinstate Hurricane Basketball after a 14-year absence. On October 12, 1983, the Board of Trustees unanimously voted to renew the sport at the University of Miami. Hurricane Hoops returned to action on November 12, 1985.

Channel 33  
Nicholas Crane  
Robert J. Dickman  
Drexel Investments – Harry T. Mangurian, Jr. and  
Steve Mehallis  
David Fiesler (deceased)  
Flagler Greyhound Track – Neal Amdur, Fred  
Havenick and Florence Hecht

Florida Packers – Paul DiMare  
Paul Herald (deceased)  
Hyatt Regency – Miami  
Imperial Industries, Inc. – Eugene C. Ferri, Jr.  
(deceased)  
Jerry's Caterers – Jerry Pendergast  
Irving & Ruth Karp  
Metropolitan Mortgage – Walter Palk (deceased)

The Miami Herald  
Martin N. Schnell  
James A. Smith  
Sun Bank – Ted Hoepner  
Terremark, Inc. – Manuel Medina  
Monty Trainer  
Universal Brands – Marvin P. Kimmel

# ● University of Miami Hurricanes

- April 2, 1990 – UM Athletic Director Sam Jankovich ends a national search for a new coach that spanned an entire season with the hiring of Leonard Hamilton from Oklahoma State University. "After meeting with Leonard Hamilton for just five minutes," said Jankovich, "with that smile and that enthusiasm, there was no question who I wanted as coach of the University of Miami."
- October 10, 1990 – On the combined recommendation of President Edward T. Foote and Athletic Director Sam Jankovich, the University's Board of Trustees unanimously votes to accept an invitation to become the 10th member of the BIG EAST Conference. The Hurricane Basketball program will begin BIG EAST play in the 1991-92 season.
- December 28, 1990 – The Hurricanes rebound from back-to-back double overtime defeats to upset No. 28-ranked Mississippi State, 74-67, in the consolation contest of the Eastern Airlines Palm Beach Classic. Joe Wylie is voted to the all-tournament squad after breaking seven tourney records including total points with 60 in the two games.
- January 3, 1991 – Joe Wylie becomes the 17th player in the history of UM basketball to score 1,000 career points. Wylie would later go on to finish his UM career ranked No. 8 for both scoring and rebounding in the UM record books.
- March 6, 1991 – Leonard Hamilton's inaugural season ends with a 9-19 record. However, there were large doses of success layden throughout the year as the 'Canes were victorious in six of their final nine contests and finished ranked No. 128 in the USA Today computer rankings – Miami's highest finish since the rebirth of the program (including 1988-89 when the 'Canes produced a 19-12 record).
- April 10, 1991 – Leonard Hamilton's first recruiting class is completed with the signing of Ochiel Swaby of Miami, the nation's leading high school scorer with 47.1 points per game. Added to Hamilton's three signees in the Fall of 1990 – Michael Gardner of Fredericksburg, Va., Pat Lawrence of St. Petersburg and 73" Constantin Popa of Bucharest, Romanina – the freshmen class for the 1991-92 season is ranked in the Top 25.
- January 2, 1992 – Miami tips off in its inaugural BIG EAST contest at the

University of Connecticut's Gampel Pavilion. It is a baptism by fire for the young Hurricanes as the game at UConn is the first of four consecutive conference games in 10 days for Miami.

- January 14, 1992 – In the first home conference game in UM history, the Hurricanes shock the nation with a stunning 45-42 upset of perennial BIG EAST power St. John's. The UM victory would ultimately cost the Redmen the outright conference championship as they completed the regular season in a tie with Georgetown and Seton Hall.
- March 12, 1992 – Miami turns the Big Apple upside down with a convincing 83-71 victory against Pittsburgh in the BIG EAST Tournament at Madison Square Garden. The Panthers had beaten Miami in the two regular-season contests by a total of 52 points, but Jerome Scott (30 points) and Trevor Burton (25 points) led a spirited Miami squad past Pitt and into the second round of the conference showcase. Earning the respect of the league and nation, Miami led Georgetown, 34-33, at the half of their quarterfinal contest before dropping a 77-64 decision to the Hoyas. The 1-1 performance in New York ended the Hurricanes' 1991-92 campaign at 8-24. For his individual performance, Jerome Scott is honored as a member of the BIG EAST All-Tournament Team.
- April 28, 1992 – Head Coach Leonard Hamilton takes another giant step in the development of Miami basketball with the completion of his second recruiting class. Six prep standouts, including Steven Edwards of Miami Senior High School, make up the new Hurricane class which is ranked No. 4 in the nation.
- January 2, 1993 – For the second consecutive season, Miami opens its home BIG EAST schedule with a victory as the Hurricanes upset No. 10-ranked Georgetown, 80-69. The resounding victory marks the highest-ranked team the 'Canes have defeated since the rebirth of the program.
- March 6, 1993 – Miami finishes the regular-season campaign with a thrilling 77-76 win over Villanova at the Miami Arena. The victory gives Miami a 7-2 record in home BIG EAST games and an increase of six victories over the Hurricanes' first season in conference play (1-17 to 7-11) to mark the third-largest jump in the win column in BIG EAST history.

## In 1995: UM Enjoys a Banner Year

- January 11, 1995 – Once again, St. John's is the victim as the Hurricanes enjoy a BIG EAST first. Miami stuns the Red Storm, 82-79, in a nationally televised game (ESPN) to record its first BIG EAST road victory. Freshman Kevin Norris led the way with a 21-point, eight-rebound performance which earned him BIG EAST Rookie of the Week honors.
- February 4, 1995 – The Hurricanes prove they are one of the most improved teams in the nation with an impressive 67-61 win against 13th-ranked Georgetown in the Miami Arena. The victory is Miami's first against a nationally ranked opponent since an 82-77 win over 25th-ranked St. John's in February of 1993.
- February 11, 1995 – Steven Edwards buries a three-point field goal, the 171st try of his career, just 39 seconds into the second half against Providence to become UM's all-time leader in three-point field goals made. UM defeats the Friars, 69-63, to earn its first BIG EAST Conference regular-season series sweep and in the process present Coach Leonard Hamilton his 100th career victory.
- February 25, 1995 – UM comes back from five points down in the final minute to force overtime before eventually defeating Boston College, 77-71, at Conte Forum. The victory is UM's first BIG EAST overtime win.
- February 28, 1995 – For the second consecutive game the Hurricanes overcome a five-point deficit in the final minute of regulation and record an overtime victory. The 76-68 win over Pittsburgh is the Hurricanes' ninth league victory of the season and assures them of their first .500 league season and puts UM over the .500 mark (9-8) for the first time in BIG EAST play. The win also assures Miami of at least a .500 overall season for the first time since the 1988-89 campaign.
- March 4, 1995 – A record UM crowd of 11,263 pours into the Miami Arena to watch the Hurricanes take on fourth-ranked Connecticut in the regular-season finale. In the contest, Steven Edwards becomes the 20th player in UM history to top the 1,000-point plateau. Miami, which lost a tough 75-67 decision, finished the season with a 9-9 record in BIG EAST play establishing a new conference record for single-season improvement. Miami's nine-win conference increase tied Louisiana Tech for the best conference improvement in the nation. Miami made a habit out of winning close games in 1995. The Hurricanes went 9-1 in 1995 in BIG EAST games decided by six points or less or in overtime.



**January 2, 1992 - Gampel Pavilion - Storrs, CT, Constantin Popa takes the opening tip as Miami officially enters The BIG EAST Conference.**

**John Salmons celebrates after Miami defeated St. John's 74-70 in overtime to capture the 1999-00 BIG EAST regular-season championship.**



# ● University of Miami Hurricanes

- March 6, 1995 – UM President Edward T. Foote II and Ryder System, Inc. Chairman, President and Chief Executive Officer M. Anthony Burns announce that Ryder System, Inc. has committed approximately \$9 million to the development of The RYDER Center, an on-campus multipurpose facility which will serve as the future home of UM basketball.
- March 9, 1995 – Head Coach Leonard Hamilton is named BIG EAST Conference Coach of the Year.
- March 15, 1995 – UM makes its first post-season appearance in 31 years with a National Invitation Tournament contest at Penn State. The Nittany Lions need a big second half rally to record a 62-56 victory and eliminate the Hurricanes.
- March 21, 1995 – Leonard Hamilton earns his second coach of the year honor as United Press International tabs Hamilton National Coach of the Year.
- March 27, 1995 – Leonard Hamilton is rewarded for rebuilding the Hurricane program and is given a new four-year contract.
- June 28, 1995 – Constantin Popa becomes the 12th Hurricane to be chosen in the NBA draft as the Los Angeles Clippers select him in the second round with the 53rd overall pick.

## In The Mid 90s: UM Moves Forward

- January 3, 1996 – The Hurricanes opened the New Year in style cruising to a 75-66 victory in the Miami Arena against 11th-ranked Syracuse, the eventual NCAA Tournament runner-up. The 'Canes set a school BIG EAST record by connecting on 71.4 percent (20-28) of their field goal attempts in the second half. UM also set a school BIG EAST record for points in a half with 50 second-half points.
- January 8, 1996 – The Hurricanes' game at Seton Hall was postponed due to the Blizzard of '96. The postponement was the first since the rebirth of the program in 1985. Four BIG EAST games were postponed due to the blizzard. Prior to those four contests only two games in the 17-year history of The BIG EAST had been postponed and all were due to inclement weather.
- February 10, 1996 – Steven Edwards became The BIG EAST Conference all-time leader in three-point field goals made in league play (167) when he connected on a trey with 5:39 left in UM's 62-58 loss to 21st-ranked Boston College. Edwards finished his career with 178 three-point field goals in BIG EAST play.
- February 20, 1996 – Steve Rich turned in one of the greatest individual performances in UM history, scoring a career-high 43 points and grabbing 13 rebounds as the 'Canes rallied from a 12-point second-half deficit to defeat St. John's, 96-91, in double overtime at the Miami Arena. Rich, who had 22 points in the second half, sent the game into overtime with a six-foot jumper with 3.6 seconds left in regulation. Rich also sent the game into double-overtime when he hit a free throw with 36 seconds remaining in the first extra session. He put UM ahead to stay with a pair of free throws with 3:52 remaining in the second overtime.
- March 4, 1996 – Tim James became the second Hurricane in the past two years to earn a spot on The BIG EAST Conference All-Rookie team.
- March 7, 1996 – UM finishes the 1995-96 campaign with a 15-13 record for the second straight season.
- January 11, 1997 – Kevin Norris hits two free throws with .8 seconds remaining

to give Miami a 61-59 upset win against ninth-ranked Villanova. The win was the Hurricanes first road win against a ranked opponent.

- January 18, 1997 – Miami defeats Georgetown, 68-65 (OT), giving the Hurricanes a regular-season sweep of the Hoyas.
- January 22, 1997 – Miami knocks off Connecticut, 69-46, marking the Hurricanes largest margin of victory in BIG EAST competition.
- March 13, 1997 – Miami makes its second postseason appearance in three seasons with a National Invitation Tournament game at Michigan. The Wolverines shoot 60 percent from the field in defeating Miami, 76-63.

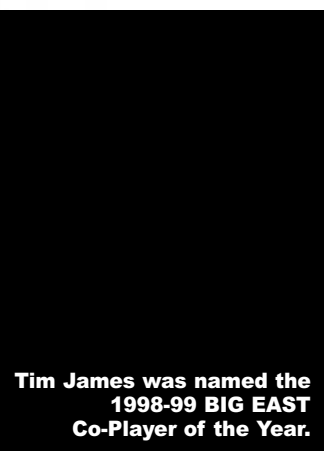
## In 1997-98:

### Miami Returns To NCAA Tournament

- November 21, 1997 – Miami defeats 17th-ranked UNC Charlotte, 89-72 in the Miami Arena, marking the highest ranked non-conference opponent the Hurricanes have defeated since 1989.
- December 22, 1997 – UM improves to 9-0, tying the school record for consecutive victories to open a season, with a 65-57 win at Memphis.
- December 27, 1997 – Kevin Norris recorded a team-high six assists against Georgia Tech to move into first-place on UM's career assist list. Norris passes Kevin Presto, who recorded 412 assists from 1985-89.
- January 6, 1998 – Miami knocks off 8th-ranked Connecticut, marking the highest ranked opponent UM had defeated in the Miami Arena.
- February 4, 1998 – Kevin Norris recorded one steal against Providence to move into first-place on Miami's career steals list. Norris surpassed Jerome Scott, who recorded 187 steals from 1988-92.
- February 28, 1998 – Miami ends the regular season at 18-8 following a 70-66 win over 19th-ranked West Virginia at the Miami Arena.
- March 3, 1998 – Tim James is named first-team All-BIG EAST becoming the first Hurricane to be named first-team All-Conference.
- March 8, 1998 – Miami receives its first NCAA Tournament bid since 1960. The Hurricanes, seeded 11th in the South Region, will face sixth seeded UCLA at the Georgia Dome in Atlanta.
- March 13, 1998 – 19th-ranked UCLA defeats Miami 65-62 in the opening round of the NCAA tournament. Miami sophomore Johnny Hemsley came off the bench to recorded a double-double with 13 points and 11 rebounds and was named the Chevrolet Player of the Game. The game was aired nationally on CBS and was Miami's first national appearance on network television since 1988.

## In 1998-99: Miami's Breakthrough Season

- December 27, 1998 – Miami defeats Ohio State, 72-64, at the HIP Orange Bowl Basketball Classic. Ohio State will go on to reach 1999 NCAA Final Four.
- January 6, 1999 – Miami defeats No. 10 St. John's, 84-79, at the Miami Arena marking the fifth consecutive season the Hurricanes have defeated a ranked opponent at Miami Arena.
- January 18, 1999 – Miami debuts at No. 25 in the Associated Press Top 25 College Basketball poll. The ranking marks the first for Miami by the Associated Press since 1960.
- January 20, 1999 – Miami plays No. 1 ranked Connecticut in front of a school record crowd of 15,147 at the Miami Arena. In one of the season's most dramatic games John Salmons' three-point attempt rolled in-and-out at the buzzer as Connecticut held on for a 70-68 overtime win.
- February 3, 1999 – Miami defeats now No. 9 St. John's, 73-70, at Madison Square Garden.
- February 8, 1999 – Miami knocks off No. 18 Syracuse, 76-63, marking the Hurricanes first win ever in the Carrier Dome.
- February 20, 1999 – Miami defeats second-ranked Connecticut, 73-71, snapping the Huskies 16-game win streak at Gampel Pavilion. With the win Miami becomes the first team in BIG EAST history to defeat Georgetown, St. John's, Syracuse and Connecticut on the road in the same season.
- February 23, 1999 – Miami defeats Pittsburgh, 85-52, at the Miami Arena improving the Hurricanes' record to 20-5 on the season. The 20-win season is the first for Miami since 1964-65.
- March 1, 1999 – Miami moves up to ninth in the AP poll, marking the Hurricanes' first top-10 ranking since March 1, 1960.
- March 1, 1999 – Tim James and Johnny Hemsley are both named first-team All-BIG EAST.



**Tim James was named the 1998-99 BIG EAST Co-Player of the Year.**

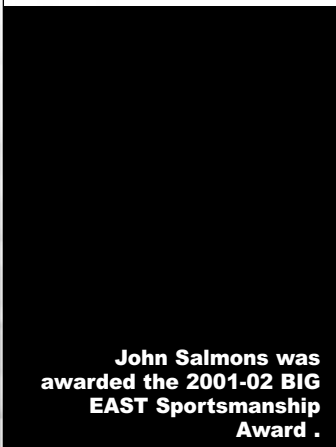


# ● University of Miami Hurricanes

- March 2, 1999 – Tim James is named BIG EAST Co-Player of the Year with Connecticut's Richard Hamilton, Johnny Hemsley is named the BIG EAST Most Improved Player and Leonard Hamilton is named the BIG EAST Coach of the Year for the second time of his career.
- March 5, 1999 – Vernon Jennings hands out eight assists against St. John's and passes Michael Gardner into first place on UM's single season assist list.
- March 7, 1999 – Miami receives its second consecutive NCAA Tournament bid. The Hurricanes are seeded No. 2 in the East Region marking the highest seed in school history.
- March 8, 1999 – Tim James is named third-team All-America by the Associated Press becoming the fourth Hurricane in school history and first player since the rebirth of the program earn All-America honors.
- March 12, 1999 – Miami defeats Lafayette College, 75-54, in its opening round game at the FleetCenter in Boston, Mass.. The win marks the first NCAA Tournament victory in school history and ties the school record for wins in a season (23). Junior forward Johnny Hemsley sets a school record and tied the East Regional record connecting on nine three-pointers.
- March 14, 1999 – Miami's NCAA Tournament run ends with a 73-63 loss to Purdue.
- March 16, 1999 – Tim James is named third-team All-America by the National Association of Basketball Coaches.
- June 30, 1999 – Tim James is selected by Miami Heat with the 25th pick of first round in the 1999 NBA Draft in Washington, DC. James is the first Hurricane to be drafted since 1995 and the first Hurricane to be selected in the first round since 1965.



**Darius Rice scored a UM freshman record 35 points against UCF on December 9, 2000.**



**John Salmons was awarded the 2001-02 BIG EAST Sportsmanship Award.**



## In 1999-2000:

### Hurricanes Become Beast of the BIG EAST

- November 8, 1999 – Hurricanes debut at No. 25 in the preseason Associated Press poll marking the first preseason AP ranking in UM history.
- November 30, 1999 – Johnny Hemsley scores 19 points against Bethune-Cookman to become the 22nd player in UM history to record 1,000-career points.
- December 6, 1999 – Following an 82-72 loss at Memphis, UM falls out of the *USA Today*/ESPN Coaches poll.
- January 22, 2000 – Mario Bland scores 24 points against Boston College to become the 23rd player in UM history to record 1,000-career points.
- February 19, 2000 – UM defeats No. 18 Connecticut, 63-57, becoming the first school in BIG EAST history to win consecutive games at Gampel Pavilion in Storrs, Conn..
- February 29, 2000 – Vernon Jennings hands out 10 assists against Pittsburgh to break his own UM single season assists record. Jennings would end the season with 218 assists.
- March 5, 2000 – Miami defeats No. 18 St. John's, 74-70, in overtime to capture the BIG EAST regular-season championship. The win also marks UM's second consecutive 20-win season.
- March 6, 2000 – Miami returns to the Associated Press poll with a No. 23 national ranking.
- March 7, 2000 – Johnny Hemsley is named second-team All-BIG EAST while Mario Bland is named third-team All-Conference.
- March 10, 2000 – Vernon Jennings hands out eight assists against St. John's to move into first place on UM's career assists list. Jennings would end his career with 520 assists.
- March 12, 2000 – UM receives its third consecutive NCAA Tournament bid. Miami is the No. 6 seed in the South Region.
- March 13, 2000 – UM returns to the *USA Today*/ESPN poll with a No. 25 national ranking.
- March 19, 2000 – Miami defeats No. 18 Ohio State, 75-62, in the second round of the NCAA Tournament to advance to the Sweet 16 for the first time in school history. The win is UM's 23rd of the season tying the school record for wins in a season.
- March 24, 2000 – Tulsa defeats Miami, 80-71, in the South Regional Semifinal to end the Hurricanes' season. Miami finished with a 23-11 record.
- April 4, 2000 – Miami ends the season ranked 23rd by the Associated Press and No. 20 in the *USA Today*/ESPN poll.
- June 15, 2000 – Leonard Hamilton steps down as head coach to accept the head coaching job with the NBA's Washington Wizards.
- July 6, 2000 – After a nation wide-search, Athletic Director Paul Dee names Perry Clark, formerly of Tulane, as the ninth head basketball coach at the University of Miami.

## The Perry Clark Era Begins

- November 18, 2000 – UM defeats Florida Atlantic 76-59 marking head coach Perry Clark's first win as Miami. Darius Rice scores 26 points, establishing a UM freshman record for most points scored in a season opener.
- December 9, 2000 – Darius Rice scores a UM freshman record 35 points in the Hurricanes' 83-72 win over UCF.
- January 10, 2001 – Darius Rice establishes a UM freshman record with seven three-point baskets in an 85-74 loss at Virginia Tech. Rice scores 31 points becoming the first freshman in UM history to record two 30-point games in a season.
- January 20, 2001 – Miami defeats 15th-ranked Connecticut, 77-74, marking the seventh consecutive season in which the Hurricanes have defeated a ranked opponent at Miami Arena.
- January 22, 2001 – Freshman Marcus Barnes is named BIG EAST Rookie of the Week after averaging 22 points in UM wins against Providence and Connecticut. Barnes becomes the first Hurricanes since Tim James in 1996 to earn Rookie of the Week honors.
- February 13, 2001 – Miami defeats its third consecutive ranked opponent with a 68-57 win against No. 10 Syracuse at the Carrier Dome.
- February 19, 2001 – Darius Rice earns BIG EAST Rookie of the Week honors after averaging 21 points per game in wins against Syracuse and Villanova.
- February 28, 2001 – The Hurricanes defeat West Virginia, 73-66, at the Miami

# ● University of Miami Hurricanes

Arena to clinch their seventh consecutive winning season. The win also marks head coach Perry Clark's 200th career victory.

- March 4, 2001 – John Salmons is named the BIG EAST Player of the Week after averaging 26.5 points and 10.0 rebounds in UM wins against West Virginia and Villanova.
- March 6, 2001 – John Salmons is named third-team All-BIG EAST and Darius Rice is named to the BIG EAST All-Rookie team by a vote of the league's coaches.
- March 11, 2001 – Miami receives a bid to the National Invitation Tournament. The postseason berth is the fifth straight for Miami and sixth in the last seven seasons.
- March 14, 2001 – The Hurricanes' season ends with a heartbreaking 60-58 loss at Auburn in the opening round of the NIT.

## In 2001-02:

### Miami Enjoys Record Breaking Season

- November 20, 2001 – Miami defeats Clemson 67-65 in the championship game of the Virgin Islands Paradise Jam. The tournament championship was the Hurricanes' first since the 1988 Eastern Airlines Palm Beach Classic. Senior John Salmons is named the tournament's MVP, while sophomore Darius Rice was named to the All-Tournament team.
- December 3, 2001 – Junior forward James Jones ties the UM single-game record with eight blocked shots in a 77-59 win over Florida International.
- December 15, 2001 – Miami defeats 21st-ranked Indiana, 58-53, in the Orange Bowl Basketball Classic. James Jones was named the game's MVP after recording 13 points, 13 rebounds and five blocks. Indiana would go on to reach the NCAA Tournament championship game.
- December 18, 2001 – Miami improves to 10-0 on the season, setting a school-record for consecutive wins to open a season following a 90-62 win against Florida A&M.

- December 22, 2001 – John Salmons scores 15 points in Miami's, 64-56, win against Charlotte to become the 24th player in UM history to surpass 1,000 career points.
- December 23, 2001 – John Salmons is named BIG EAST Co-Player of the Week with St. John's Marcus Hatten after averaging 10.5 points, 8.0 rebounds, 10.0 assists, 3.5 steals and 3.0 blocks in wins against Florida A&M and Charlotte.
- December 24, 2001 – Miami debuts at No. 24 in the Associated Press poll and at No. 23 in the *ESPN/USA Today* Coaches poll.
- December 30, 2001 – Miami defeats St. Francis (Pa.), 71-48, concluding its non-conference season 13-0. The perfect non-conference record is the first in school-history.
- December 31, 2001 – John Salmons is named BIG EAST Player of the Week for the second-consecutive week after averaging 20.0 points, 4.0 rebounds, 4.5 assists and 2.0 steals in wins against LSU and St. Francis (Pa.). Salmons joins former UM great Tim James as the only Hurricanes to win the award in consecutive weeks.
- January 2, 2002 – Miami defeats 24th-ranked Georgetown, 79-71, tying the school-record for consecutive victories (14-0).
- January 19, 2002 – The Hurricanes rally from a 13-point second-half deficit to defeat Providence, 102-96, in overtime. The 13-point second-half comeback tied the UM BIG EAST record.
- January 28, 2002 – Darius Rice is named BIG EAST Player of the Week after recording 30 points and 10 rebounds in the Hurricanes win against Villanova.
- February 2, 2002 – Miami defeats No. 17 Connecticut 68-66 marking the eighth straight season the Hurricanes have defeated a ranked team at home.
- February 4, 2002 – The Hurricanes reach a season-high national ranking of 12th by the Associated Press and 11th in the *ESPN/USA Today* poll.
- February 21, 2002 – James Jones is named to the Verizon All-Academic District III Basketball team.

**The Hurricanes opened the Convocation Center on January 4, 2003 with a 64-61 overtime victory against North Carolina.**

**The \$48 million Convocation Center was totally funded through private donations.**





# ● University of Miami Hurricanes

- February 26, 2002 – Darius Rice scores 30 points to lead Miami to an 81-65 win at Providence. The win is the 22nd of the season marking the most regular-season wins for the Hurricanes since joining the BIG EAST in 1991.
- February 28, 2002 – Darius Rice (first-team) and John Salmons (second-team) are National Association of Basketball Coaches All-District 6 selections.
- March 2, 2002 – Miami defeats Virginia Tech, 83-77, on Senior Day at Miami Arena. The Hurricanes tie the school single-season record for victories with their 23rd of the season.
- March 4, 2002 – John Salmons and Darius Rice are named second-team All-BIG EAST while James Jones is named third-team All-BIG EAST.
- March 5, 2002 – John Salmons receives the first BIG EAST Sportsmanship Award.
- March 7, 2002 – The Hurricanes establish a new school-record for wins in a season (24) with an 84-76 overtime win over Georgetown in the quarterfinals of the BIG EAST Tournament.
- March 9, 2002 – Sophomore Marcus Barnes is named to the BIG EAST Championship All-Tournament team after averaging 23.5 points in two tournament games.
- March 10, 2002 – Miami receives a bid to the NCAA Tournament. Miami is seeded 5th and will face 12th-seeded Missouri in Albuquerque, N.M.
- March 14, 2002 – Miami's season ends with a 93-80 loss to Missouri in the NCAA Tournament. The Hurricanes end the season with a 24-8 record marking the most wins in school history. The Hurricanes also set season records in three-point field goals (236), three-point field goal attempts (684) and blocked shots (190).

## In 2002-03:

- December 18, 2002 – James Jones scores 26 points against Arkansas-Pine Bluff to become the 25th player in UM history to surpass 1,000 career points.
- December 21, 2002 – Darius Rice scores 32 points against No. 13 Florida in the Wachovia Orange Bowl Basketball Classic to become the 26th player in UM history to surpass 1,000 career points.
- January 4, 2003 – Miami christens the \$48 million Convocation Center with a thrilling, 64-61, overtime win against North Carolina.
- January 20, 2003 – Darius Rice scores a career-high 43 points, including a steal and three-point basket as time expires to knock off 11th-ranked Connecticut, 77-76, at the Convocation Center. The win marks the ninth consecutive season in which the Hurricanes have defeated a ranked opponent. The 43 points scored by Rice ties him for third on the all-time BIG EAST single-game scoring list.
- February 20, 2003 – James Jones is named Verizon Academic All-District II for the second straight season.
- February 28, 2003 – Darius Rice is named first-team All-District 6. Rice becomes the first Hurricane since Tim James (1998, 1999) to earn first-team All-District honors in consecutive seasons.
- March 6, 2003 – James Jones is named second-team Verizon Academic All-America.
- March 10, 2003 – Darius Rice is named third-team All-BIG EAST by a vote of the league's coaches.
- June 26, 2003 – James Jones is selected in the second round of the NBA Draft by the Indiana Pacers.

## In 2003-04:

### The BIG EAST Era Ends, Miami Joins The ACC

- December 7, 2003 – Guillermo Diaz is named BIG EAST Rookie of the Week after averaging 17.0 points, 1.5 rebounds and 3.5 steals per game in victories against Stetson and Florida International.
- December 29, 2003 – Rob Hite is named BIG EAST Player of the Week after averaging 22.5 points, 6.0 rebounds and 2.0 steals per game in wins against North Carolina A&T and Florida Atlantic.
- January 17, 2004 – Rob Hite ties a UM single-game record for three-point field goal percentage going 5-5 from behind the arc against Virginia Tech.
- February 4, 2004 – Rob Hite ties a modern day Miami single-game record for free throw percentage connecting on 10-10 free throw attempts against Rutgers.
- February 7, 2004 – Darius Rice starts his 109th game as a Hurricane, setting a new UM record. Rice would end his career with 113 career starts at Miami.

- February 11, 2004 – Miami falls 74-72 in overtime to Boston College marking the fourth overtime loss of the season, setting a BIG EAST single-season record.
- February 19, 2004 – Darius Rice is named first-team All-District 6 by the NABC for the third consecutive season. Rice is the first Hurricane to be named first-team All-District three times.
- March 6, 2004 – Darius Rice scored 16 points against West Virginia in his final game as a Hurricane to finish with 1,865 points, fourth most in UM history. Miami ends the season with a 14-16 record.
- March 8, 2004 – Darius Rice is named second-team All-BIG EAST and Guillermo Diaz is named to the BIG EAST All-Rookie Team.
- March 26, 2004 – Perry Clark is dismissed from his head coaching duties at the University of Miami.
- April 12, 2004 – Frank Haith is named the University of Miami's 11th head men's basketball coach.
- July 1, 2004 – The University of Miami officially becomes a member of the Atlantic Coast Conference.

## 2004-05: The ACC/Frank Haith Era Begins

- November 20, 2004 – Miami defeats Wofford, 67-64, giving Frank Haith his first victory.
- November 29, 2004 – Anthony King records the first triple double in UM history with 11 points, 10 rebounds and an ACC-record 13 blocked shots against Florida Atlantic.
- December 4, 2004 – The Hurricanes knock off 19th-ranked Florida, 72-65, in Gainesville marking Miami's first win at Florida since January 10, 1963.
- December 13, 2004 – Rob Hite is named ACC Player of the Week becoming the first Hurricane to win the award.
- January 6, 2005 – Miami plays its first ACC game, falling 80-69 at Georgia Tech.
- January 9, 2005 – Miami records its first ACC win defeating North Carolina State, 67-66, in front of a sellout crowd at the Convocation Center.
- January 12, 2005 – Guillermo Diaz is named ACC Player of the Week.
- January 12, 2005 – The Hurricanes record their first ACC road win with a 91-80 victory at Virginia.
- February 2, 2005 – Robert Hite scores 17 points against Virginia Tech to become the 27th player in UM history to record 1,000 career points.
- March 7, 2005 – Guillermo Diaz is named second-team All-ACC, Robert Hite is named honorable-mention All-ACC, and Anthony King is named to the ACC All-Defensive team.
- March 10, 2005 – Miami falls to Virginia 66-65 in its first ACC Tournament game.
- March 13, 2005 – The Hurricanes receive a bid to the National Invitation Tournament.
- March 14, 2005 – Guillermo Diaz is named first-team NABC All-District 6 and Frank Haith is named NABC District 6 Coach of the Year. Haith is the first UM coach to earn District Coach of the Year honors.
- March 15, 2005 – Miami's inaugural season in the ACC ends with a 69-67 loss at South Carolina in the opening round of the NIT. South Carolina goes on to win the NIT title. Anthony King records three blocked shots against the Gamecocks, setting a UM single-season record (86).

# ● Post-Season Tournament Seasons



## 1959-60

### NCAA Tournament

#### Season Record: 23-4

#### Bruce Hale, Head Coach

12/1	Rollins.....	W.....	110-86
12/3	Jacksonville.....	W.....	106-98
12/5	Tampa.....	W.....	98-65
12/9	at Houston.....	W.....	72-63
12/10	at Centenary.....	L.....	77-84
12/12	at Loyola (N.O.).....	W.....	86-70
12/14	Murray State.....	W.....	92-80
12/19	Florida.....	W.....	79-77
12/21	at Miami (Ohio).....	W.....	83-78
12/28	*vs. Brigham Young.....	W.....	110-93
12/29	*vs. Xavier.....	W.....	87-69
1/2	South Carolina (OT).....	W.....	107-106
1/7	at Iona.....	W.....	69-67
1/13	at Jacksonville.....	WOT.....	78-70
1/14	at Florida.....	W.....	70-65
1/16	at Florida State.....	W.....	93-91
1/23	Houston.....	L.....	79-88
1/29	Oklahoma City.....	W.....	97-84
2/2	at Rollins.....	W.....	90-79
2/3	at Tampa.....	W.....	74-73
2/4	at Stetson.....	W.....	94-86
2/6	at Florida Southern.....	W.....	88-71
2/11	Stetson.....	L.....	72-73
2/18	Florida Southern.....	W.....	121-85
2/22	Kentucky Wesleyan.....	W.....	104-95
2/27	Florida State.....	W.....	107-89
3/8	^vs. Western Kentucky.....	L.....	84-107


#### Season Totals:

**2427-2192**

\*-Hurricane Classic

^NCAA Tournament

NO.	PLAYER	POS.	YR.
11	Dave Landis.....	G.....	JR
12	Ron Godfrey.....	F.....	JR
13	Dick Hickox.....	G.....	JR
14	Dod Hammond.....	F.....	SO
15	Harry Manushaw.....	C.....	JR
20	Bruce Applegate.....	F.....	JR
22	Martin Snider.....	G.....	JR
23	Ken Allen.....	G.....	SO
24	Chris Stavreti.....	G.....	SO
25	Julie Cohen.....	G.....	SO
31	Jack Spisak.....	F.....	SO
32	Bruce Shapiro.....	G.....	SO



## 1960-61

### National Invitation Tournament

#### Season Record: 20-7

#### Bruce Hale, Head Coach

12/1	at Rollins.....	W.....	80-62
12/3	Tampa.....	W.....	93-64
12/6	at Santa Clara.....	L.....	65-66
12/8	at San Francisco.....	W.....	68-56
12/10	at Brigham Young.....	L.....	80-112
12/15	Florida Southern.....	W.....	87-54
12/17	Florida.....	W.....	93-74
12/28	*vs. Army.....	W.....	82-75
12/29	*vs. Holy Cross.....	W.....	77-71
1/4	Miami (Ohio)-2OT.....	W.....	102-100
1/7	at La Salle.....	L.....	74-88
1/11	at Florida.....	L.....	73-81
1/13	at Jacksonville.....	WOT.....	93-84
1/14	at Florida State.....	L.....	78-89
1/21	Houston.....	W.....	89-78
1/26	Centenary.....	W.....	86-74
1/30	Louisville.....	W.....	71-69
2/1	Rollins.....	W.....	103-75
2/3	at Stetson.....	W.....	91-84
2/4	at Florida Southern.....	W.....	92-80
2/11	Loyola (N.O.).....	W.....	65-61
2/15	Stetson.....	W.....	91-84
2/18	at Tampa.....	W.....	108-99
2/20	Jacksonville.....	W.....	96-80
2/23	Morehead State.....	W.....	85-70
2/25	Florida State.....	W.....	75-73
3/16	^vs. St. Louis.....	L.....	56-58


#### Season Totals:

**2230-2036**

\*-Hurricane Classic

^National Invitational Tournament

NO.	PLAYER	POS.	YR.
11	Carl Stavreti.....	G.....	SO
12	Ron Godfrey.....	F.....	SR
13	Dick Hickox.....	G.....	SR
14	Lee Woods.....	F.....	SO
15	Harry Manushaw.....	C.....	SR
20	Bruce Applegate.....	F.....	SR
21	Bruce Shapiro.....	G.....	JR
23	Ken Allen.....	G.....	SO
24	Chris Stavreti.....	G.....	JR
25	Julie Cohen.....	G.....	JR
31	Jack Spisak.....	F.....	JR
33	Lou Alix.....	F.....	SO
45	Mike McCoy.....	C.....	SO



## 1962-63

### National Invitation Tournament

#### Season Record: 23-5

#### Bruce Hale, Head Coach

11/30	Florida.....	WOT.....	91-87
12/4	at Boston College.....	W.....	72-69
12/6	at Rhode Island.....	W.....	88-80
12/8	at Providence.....	W.....	82-75
12/13	Florida Southern.....	W.....	116-93
12/21	Duke.....	W.....	71-69
12/27	*vs. Cornell.....	W.....	94-85
12/28	*vs. Pittsburgh.....	W.....	86-85
1/3	at St. John's.....	W.....	67-59
1/4	at La Salle.....	L.....	76-78
1/9	at Jacksonville.....	W.....	103-91
1/10	at Florida.....	W.....	86-77
1/12	at Florida State.....	LOT.....	74-77
1/19	St. Peter's.....	W.....	99-75
1/24	Houston.....	W.....	71-70
1/29	at Tampa.....	W.....	78-76
1/30	at Rollins.....	W.....	120-72
2/1	at Stetson.....	L.....	64-66
2/2	at Florida Southern.....	W.....	99-83
2/5	Jacksonville.....	W.....	112-105
2/9	Louisville.....	W.....	112-84
2/12	Rollins.....	W.....	114-75
2/16	Loyola (N.O.).....	L.....	77-84
2/18	Tampa.....	W.....	112-81
2/23	Florida State.....	W.....	99-70
2/26	Stetson.....	W.....	75-60
3/16	^vs. St. Francis (NY).....	W.....	71-70
3/19	^vs. Providence.....	L.....	96-106

#### Season Totals:

**2505-2212**

\*-Hurricane Classic

^National Invitational Tournament

NO.	PLAYER	POS.	YR.
11	Carl Stavreti.....	G.....	SR
12	Larry Kessler.....	G.....	SO
13	Bernie Butts.....	G.....	JR
14	Lee Woods.....	C.....	SR
15	Edward Fults.....	F.....	SO
20	Greg Meyer.....	C.....	SO
22	Charles Hollier.....	F.....	JR
23	Kenny Allen.....	G.....	SR
24	Rick Barry.....	F.....	SO
31	Jack Spisak.....	F.....	SR
32	Wayne Beckner.....	F.....	SO
45	Mike McCoy.....	C.....	SR

# ● Post-Season Tournament Seasons



## 1963-64

**National Invitation Tournament**  
**Season Record: 20-7**

**Bruce Hale, Head Coach**


12/3	Tampa	W	101-95
12/7	Florida	W	95-79
12/10	at Santa Clara	L	77-86
12/12	at St. Mary's (CA)	L	101-86
12/14	at Nevada	WOT	81-78
12/17	San Francisco	W	95-83
12/19	Rollins	W	108-90
12/27	*vs. Army	W	79-71
12/28	*vs. Syracuse	LOT	85-86
1/4	Rhode Island	W	105-88
1/8	Jacksonville	W	97-92
1/9	at Florida	L	91-114
1/11	at Florida State	L	78-80
1/18	Memphis State	W	78-69
1/23	La Salle	W	121-99
1/28	at Rollins	W	127-85
1/29	at Tampa	W	134-104
1/31	at Stetson	W	81-75
2/1	at Florida Southern	W	85-78
2/4	Jacksonville	W	117-92
2/10	Creighton	L	94-124
2/13	at Houston	L	83-93
2/15	at Loyola (N.O.)	WOT	97-90
2/18	Florida Southern	W	120-79
2/22	Stetson	W	87-70
2/29	Florida State	W	82-80
3/12	^vs. St. Joseph's (PA)	L	76-86

**Season Totals: 2575-2352**

\*-Hurricane Classic

^National Invitational Tournament

NO.	PLAYER	POS.	YR.
12	Larry Kessler	G	JR
13	Bernie Butts	G	SR
15	Charles Holiber	F	SR
20	Clark Connors	F	SO
22	John Bates	F	SO
24	Rick Barry	F	JR
25	Bob Green	G	SO
31	John Dampier	G	JR
32	Wayne Beckner	F	JR
33	Don Patrican	C	SO
34	Charles Grob	C	SO
45	Stewart Marcus	F	SO



## 1994-95

**National Invitation Tournament**  
**Season Record: 15-13 (9-9 BIG EAST)**

**Leonard Hamilton, Head Coach**

11/25	Northeastern Illinois	W	66-48
11/28	Florida Atlantic	W	76-59
11/30	Robert Morris	W	66-51
12/6	Syracuse	L	65-83
12/10	Florida A&M	W	67-53
12/20	at Clemson	L	55-75
12/28	*UNLV	L	55-56
12/30	Fordham	W	55-43
1/2	at Seton Hall	L	54-72
1/7	at Georgetown	L	64-71
1/11	at St. John's	W	82-79
1/18	at Providence	W	81-75
1/21	Boston College	W	69-68
1/25	Villanova	L	62-92
1/28	at Syracuse	L	51-76
1/31	at Connecticut	L	57-82
2/4	Georgetown	W	67-61
2/7	at Villanova	L	63-73
2/11	Providence	W	69-63
2/13	St. John's	W	71-69
2/18	at Pittsburgh	L	61-67
2/22	Seton Hall	W	61-57
2/25	at Boston College (OT)	W	77-71
2/28	Pittsburgh (OT)	W	76-68
3/2	at Florida Atlantic	W	80-70
3/4	Connecticut	L	67-75
3/10	^vs. Georgetown	L	58-69
3/15	^at Penn State	L	56-62


**Season Totals: 1831-1888**

\*-Orange Bowl Basketball Classic

^BIG EAST Tournament

^National Invitational Tournament

NO.	PLAYER	POS.	YR.
0	Steve Frazier	G	SO
3	Alex Fraser	F	SO
5	Steve Rich	F	JR
10	Anthony Rosa	G	SO
11	Torey McCormick	G	SO
12	Kevin Norris	G	FR
13	Chuck Barker	G	FR
20	Mitchell Dunn	G	JR
21	Steven Edwards	G	JR
22	Jaime Waggoner	G	FR
33	Constantin Popa	C	SR
50	Brad Timpf	F	SO
52	Lorenzo Pearson	F	JR
55	Will Davis	C	SO



## 1996-97

**National Invitation Tournament**  
**Season Record: 16-13 (9-9 BIG EAST)**

**Leonard Hamilton, Head Coach**

11/22	Buffalo	W	78-61
11/24	Florida Atlantic	W	83-74
11/29	at UNLV	L	43-55
12/3	St. John's	L	57-61
12/7	Syracuse	W	67-63
12/13	Hartford	W	74-58
12/18	Jacksonville	W	74-57
12/22	at Tennessee	L	65-78
12/28	*vs. DePaul	W	61-45
12/30	Lehigh	W	32-68
1/2	at Boston College	W	65-62
1/4	at Georgetown	W	69-67
1/8	at Pittsburgh	L	72-76
1/11	at Villanova	W	61-59
1/15	Providence	W	71-69
1/18	Georgetown	WOT	68-65
1/22	Connecticut	W	69-46
2/2	at Rutgers	L	59-60
2/5	Pittsburgh	W	78-63
2/8	Rutgers	W	53-50
2/10	at Seton Hall	W	61-51
2/15	at Connecticut	L	52-72
2/19	Boston College	L	57-59
2/22	at St. John's	L	73-77
2/25	at Notre Dame	L	60-69
3/1	West Virginia	L	54-82
3/5	^vs. St. John's	WOT	76-68
3/6	^vs. Georgetown	L	59-63
3/13	^vs. Michigan	L	63-76

**Season Totals: 1105-1126**


\*-Orange Bowl Classic

^BIG EAST Tournament

\$-National Invitational Tournament

NO.	PLAYER	POS.	YR.
0	Steve Frazier	G	SR
3	Alex Fraser	F	SR
10	Anthony Rosa	G	SR
11	Torey McCormick	G	SR
12	Kevin Norris	G	JR
15	Nick Donovan	C	SO
20	Mike Curcio	G	SO
22	Jaime Waggoner	G	JR
30	Vernon Jennings	G/F	FR
31	Johnny Hemsley	G/F	FR
32	Lucas Barnes	G/F	FR
33	Clifton Clark	G/F	SR
40	Tim James	F	SO
51	Mario Bland	F	FR
55	Will Davis	C	SR

# ● Post-Season Tournament Seasons



## 1997-98

### NCAA Tournament

Season Record: 18-10 (11-7 BIG EAST)

Leonard Hamilton, Head Coach

11/14	at Southern Illinois	W	73-61
11/16	Florida Atlantic	W	69-47
11/21	UNC-Charlotte	W	89-72
11/24	Eastern Kentucky	W	86-64
11/29	at Jacksonville	W	74-70
12/2	Rutgers	W	63-55
12/6	Georgetown	W	66-56
12/12	Georgia State	W	80-64
12/22	at Memphis	W	65-57
12/27	*vs. Georgia Tech	L	61-69
12/31	at Seton Hall	W	78-65
1/3	at Pittsburgh	W	73-65
1/6	Connecticut	W	76-67
1/10	at West Virginia	L	84-98
1/13	at St. John's	L	64-73
1/18	at Syracuse	L	67-85
1/22	Villanova	W	78-63
1/28	at Boston College	W	67-57
1/31	at Villanova	L	75-78
2/4	Providence	W	64-54
2/10	Syracuse	L	63-72
2/14	Notre Dame	W	66-57
2/18	at Providence	L	57-59
2/22	at Notre Dame	W	65-59
2/24	Seton Hall	L	71-76
2/28	West Virginia	W	70-66
3/4	^vs. Georgetown	L	56-62
3/13	\$vs. UCLA	L	62-65

### Season Totals:


1962-1836

\*-Orange Bowl Classic

^-BIG EAST Tournament

\$-NCAA Tournament

NO.	PLAYER	POS.	YR.
3	Mike Byars-Dawson	G.	FR
10	Kevin Norris	G.	SR
11	Jeremiah Schlie	F.	FR
13	Steve Frazier	G.	SR
14	Todd Manuel	G.	FR
15	Nick Donovan	F.	JR
20	Charles Wiseman	G.	SO
21	Mike Curcio	G.	JR
22	Jaime Waggoner	G.	SR
30	Vernon Jennings	G/F.	SO
31	Johnny Hemsley	G/F.	SO
32	Lucas Barnes	G/F.	SO
34	Dwayne Wimbley	F.	FR
40	Tim James	F.	JR
44	Elton Tyler	F.	FR
51	Mario Bland	F.	SO



## 1998-99

### NCAA Tournament - Second Round

Season Record: 23-7 (15-3 BIG EAST)

Leonard Hamilton, Head Coach

11/13	at Florida Atlantic	W	97-73
11/23	at UNC-Charlotte	L	59-66
11/27	Northern Iowa	W	78-69
12/5	at Kentucky	L	65-74
12/8	Boston College	W	77-64
12/11	Central Florida	W	66-56
12/18	at Georgia State	W	76-55
12/22	Memphis	W	80-64
12/27	*vs. Ohio State	W	72-64
12/30	at Georgetown	W	64-63
1/6	St. John's	W	84-79
1/9	Notre Dame	L	68-71
1/13	at Rutgers	W	74-62
1/16	at West Virginia	W	64-55
1/20	Connecticut	L	68-70
1/24	at Boston College	W	75-67
1/27	Seton Hall	W	77-71
1/30	at Pittsburgh	L	54-60
2/3	at St. John's	W	73-70
2/6	Georgetown	W	71-58
2/8	at Syracuse	W	76-63
2/13	at Providence	W	69-65
2/16	Villanova	W	103-82
2/20	at Connecticut	W	73-71
2/23	Pittsburgh	W	85-52
2/27	Rutgers	W	68-63
3/4	^vs. Georgetown	W	65-54
3/5	^vs. St. John's	L	59-62
3/12	\$vs. Lafayette	W	75-54
3/14	\$vs. Purdue	L	63-73

### Season Totals:

2178-1950


\*-Orange Bowl Classic

^-BIG EAST Tournament

\$-NCAA Tournament

NO.	PLAYER	POS.	YR.
3	Mike Byars-Dawson	G.	SO
4	Michael Simmons	G.	FR
5	John Salmons	F.	FR
11	Jeremiah Schlie	F.	SO
13	João Paulo Coelho	G.	FR
14	Todd Manuel	G.	SO
15	Nick Donovan	F.	SR
30	Vernon Jennings	G/F.	JR
31	Johnny Hemsley	G/F.	JR
34	Dwayne Wimbley	F.	SO
40	Tim James	F.	SR
42	Kevin Houston	G/F.	JR
44	Elton Tyler	F.	SO
51	Mario Bland	F.	JR

# ● Post-Season Tournament Seasons



## 1999-00

**NCAA Tournament - Sweet 16**

**Season Record: 23-11 (13-3 BIG EAST)**

**BIG EAST Regular Season Co-Champions**

**Leonard Hamilton, Head Coach**

11/19	at Central Florida	W	81-54
11/23	Monmouth	W	67-46
11/30	Bethune-Cookman	W	102-75
12/4	at Memphis	L	72-82
12/7	UNC-Charlotte	L	65-75
12/11	Hartford	W	97-61
12/18	*vs. North Carolina	W	78-68
12/20	^vs. LA-Lafayette	L	60-66
12/21	^vs. Detroit Mercy	W	68-64
12/22	^vs. Illinois State	L	78-87
12/27	Florida Atlantic	W	89-52
12/29	Quinnipiac	W	80-66
1/5	West Virginia	W	66-58
1/8	Syracuse	L	55-67
1/11	at Seton Hall	W	71-64
1/15	at Georgetown	L	61-65
1/17	at Villanova	W	67-66
1/22	Boston College	W	62-54
1/25	at Notre Dame	W	63-49
1/29	Kentucky	L	57-60
2/1	Pittsburgh	W	64-60
2/5	at Rutgers	W	58-52
2/7	Georgetown	W	77-55
2/16	Providence	L	45-47
2/19	at Connecticut	W	63-57
2/22	at West Virginia	W	68-50
2/26	Notre Dame	W	55-52
2/29	at Pittsburgh	W	74-66
3/5	St. John's	W	74-70
3/9	\$vs. Notre Dame	W	61-58
3/10	\$vs. St. John's	L	57-58
3/17	#vs. Arkansas	W	75-71
3/19	#vs. Ohio State	W	75-62
3/24	#vs. Tulsa	L	71-80

### Season Totals:


\*-Orange Bowl Classic

^San Juan Shootout

\$-BIG EAST Tournament

#-NCAA Tournament

NO.	PLAYER	POS.	YR.
0	Leroy Hurd	G/F	FR
3	Michael Simmons	G	SO
11	Jerry Schlie	F	JR
13	João Paulo Coelho	G	SO
25	Elton Tyler	F	JR
30	Vernon Jennings	G/F	SR
31	Johnny Hemsley	G/F	SR
33	James Jones	F	FR
34	Dwayne Wimbley	F	JR
45	John Salmons	F	SO
51	Mario Bland	F	JR



## 2000-01

**National Invitation Tournament**

**Season Record: 16-13 (8-8 BIG EAST)**

**Perry Clark, Head Coach**

11/18	at Florida Atlantic	W	76-59
11/21	Columbia	W	65-41
11/25	Northeastern	W	92-86
11/28	at Charlotte	L	63-95
12/4	at North Carolina	L	45-67
12/9	Central Florida	W	83-72
12/16	*vs. Nebraska	L	64-72
12/18	Eastern Illinois	W	83-73
12/21	Memphis	W	66-57
12/27	Lehigh	W	71-52
12/29	Tennessee-Martin	W	70-54
1/3	at Pittsburgh	L	51-62
1/7	Boston College	L	72-73
1/10	at Virginia Tech	L	74-85
1/13	at Boston College	L	73-82
1/16	at Providence	W	78-64
1/20	Connecticut	W	77-74
1/22	at St. John's	LOT	63-67
1/28	Providence	L	70-80
2/1	Seton Hall	W	72-66
2/6	Virginia Tech	W	86-61
2/10	St. John's	L2OT	79-85
2/13	at Syracuse	W	68-57
2/17	at Villanova	W	80-62
2/24	at Connecticut	L	53-60
2/28	West Virginia	W	73-66
3/3	Villanova	W	65-53
3/7	^vs. Pittsburgh	L	69-78
3/14	#vs. Auburn	L	58-60

### Season Totals:

\*-Orange Bowl Classic


^BIG EAST Championship

#-National Invitation Tournament

**2039-1963**

NO.	PLAYER	POS.	YR.
0	Leroy Hurd	G/F	SO
1	Michael Simmons	G	SO
3	Joe Gordon	G	JR
4	Marcus Barnes	G	FR
5	John Salmons	F	JR
10	Orlando Gonzalez	G	SR
11	Jerry Schlie	F	JR
12	Brandon Okpalobi	G	FR
14	Rodrigue Djahue	F	FR
20	Danny Marakovits	G	FR
21	Darius Rice	F	FR
32	Dwayne Wimbley	C	SR
33	James Jones	F	SO

# ● Post-Season Tournament Seasons



## 2001-02

### NCAA Tournament

Season Record: 24-8 (10-6 BIG EAST)

Perry Clark, Head Coach

11/18	*vs. Eastern Michigan	W	93-56
11/19	*vs. AL-Birmingham	W	81-79
11/20	*vs. Clemson	W	67-65
11/24	Lafayette	W	79-69
11/26	Florida Atlantic	W	74-48
11/29	Howard	W	87-71
12/3	Florida International	W	77-59
12/8	at Texas A&M	W	64-55
12/15	^vs. Indiana	W	58-53
12/18	Florida A&M	W	90-62
12/22	Charlotte	W	64-56
12/27	at Louisiana State	W	68-61
12/30	St. Francis (PA)	W	71-48
1/2	at Georgetown	W	79-71
1/5	at Connecticut	L	75-76
1/8	at St. John's	L	60-71
1/12	at Virginia Tech	W	77-68
1/15	Pittsburgh	W2OT	76-69
1/19	Providence	WOT	102-96
1/24	Villanova	W	76-58
1/29	Boston College	L	65-70
2/2	Connecticut	W	68-66
2/5	at Villanova	W	65-56
2/13	St. John's	W	79-56
2/17	at Rutgers	L	61-64
2/23	Notre Dame	L	77-90
2/26	at Providence	W	81-65
3/2	Virginia Tech	W	83-77
3/7	#vs. Georgetown	W	84-76
3/8	#vs. Pittsburgh	L	71-76
3/14	%vs. Missouri	L	80-93

### Season Totals:

2395-2156

\*-Virgin Islands Paradise Jam

^-Orange Bowl Classic

#-BIG EAST Championship

%-NCAA Tournament

NO.	PLAYER	POS.	YR.
1	Michael Simmons	G	JR
2	Kahleaf Watson	G	FR
4	Marcus Barnes	G	SO
5	John Salmons	F	SR
10	Brandon Okpalobi	G	SO
11	Jerry Schlie	F	SR
12	Rafael Berumen	F/C	JR
13	Paulo Coelho	G	JR
14	Rodrigue Djahue	F	SO
20	Danny Marakovits	G	SO
21	Darius Rice	F	SO
25	Elton Tyler	F/C	SR
33	James Jones	F	JR
34	William Frisby	F	SO



## 2004-05

### National Invitation Tournament

Season Record: 16-13 (7-9 ACC)

Frank Haith, Head Coach

11/20	Wofford	W	67-64
11/23	South Carolina State	L	50-60
11/27	#vs. Xavier	LOT	70-83
11/29	Florida Atlantic	W	84-68
12/4	@ Florida	W	72-65
12/7	@ Florida International	W	80-67
12/12	Massachusetts	W	80-53
12/18	Stetson	W	81-50
12/23	Tennessee Tech	W	69-57
12/30	Appalachian State	W	80-63
1/2	Norfolk State	W	76-58
1/6	*@ Georgia Tech	L	69-80
1/9	*North Carolina State	W	67-66
1/12	*@ Virginia	W	91-80
1/15	*Florida State	W	64-63
1/19	*Duke	L	83-92
1/22	*@ North Carolina	L	67-87
1/26	*Clemson	W	69-65
1/29	*@ Wake Forest	L	82-94
2/2	*Virginia Tech	L	63-73
2/5	*Maryland	WOT	75-73
2/12	*@ Clemson	W	83-77
2/15	*Wake Forest	L	63-68
2/19	*@ Virginia Tech	L	58-71
2/22	*@ Florida State	W	65-49
2/26	*Georgia Tech	L	72-76
3/3	*@ Duke	L	59-83
3/10	%vs. Virginia	L	65-66
/15	^@ South Carolina	L	67-69

### Season Totals

2071-2020

\* - Atlantic Coast Conference game

# - MetroPCS Orange Bowl Basketball Classic

% - ACC Tournament, Washington, D.C.

^ - NIT First Round, Columbia, S.C.

NO.	PLAYER	POS.	YR.
2	Gary Hamilton	F/C	Jr.
3	Lee Butler	G	Jr.
4	Antoine Mayhand	G	Fr.
10	Brandon Okpalobi	G	Sr.
11	Eric Wilkins	G	Jr.
12	Anthony Harris	G	So.
13	Guillermo Diaz	G	So.
21	Jonathan Stratton	G	Fr.
22	Robert Hite	G	Jr.
34	William Frisby	F	Sr.
42	Raymond Hicks	F	Fr.
44	Keaton Copeland	F	Jr.
50	Anthony King	F/C	So.
55	Glenn Batemon	C	Jr.



## ● Post-Season Results



*Tim James jumps center against UCLA's J.R. Henderson in the opening round of the 1998 NCAA Tournament.*

### NCAA Tournament Results (3-5)

#### 1959-60

3-8-60 . . . vs. Western Kentucky . . L . . . . 107-84 . . Lexington, Ky.

#### 1997-98

3-13-98 . . vs. UCLA . . . . . L . . . . 65-62 . . Atlanta, Ga.

#### 1998-99

3-12-99 . . vs. Lafayette . . . . . W . . . . 75-54 . . Boston, Mass.

3-14-99 . . vs. Purdue . . . . . L . . . . 73-63 . . Boston, Mass.

#### 1999-00


3-17-00 . . vs. Arkansas . . . . . W . . . . 75-71 . . Nashville, Tenn.

3-19-00 . . vs. Ohio State . . . . . W . . . . 75-62 . . Nashville, Tenn.

3-24-00 . . vs. Tulsa . . . . . L . . . . 80-71 . . Austin, Texas

#### 2001-02

3-14-02 . . vs. Missouri . . . . . L . . . . 93-80 . . Albuquerque, N.M.



*In 1994-95, Steven Edwards helped lead UM to the National Invitational Tournament, its first postseason appearance since 1964.*

### NIT Results (1-7)

#### 1960-61

3-16-61 . . vs. St. Louis . . . . . L . . . . 58-56 . . New York, N.Y.

#### 1962-63

3-16-63 . . vs. St. Francis (NY) . . W . . . . 71-70 . . New York, N.Y.

3-19-63 . . vs. Providence . . . . . L . . . . 106-96 . . New York, N.Y.

#### 1963-64

3-12-64 . . vs. St. Joseph's (PA) . . L . . . . 86-76 . . New York, N.Y.

#### 1994-95

3-15-95 . . at Penn State . . . . . L . . . . 62-56 . . University Park, Pa.

#### 1996-97

3-13-97 . . at Michigan . . . . . L . . . . 76-63 . . Ann Arbor, Mich.

#### 2000-01

3-14-01 . . at Auburn . . . . . L . . . . 60-58 . . Auburn, Ala.

#### 2004-05

3-15-05 . . at South Carolina . . . . L . . . . 69-67 . . Columbia, S.C.

# ● Hurricane Basketball Captains

1926-27	Rodger Ashman
1927-28	Rodger Ashman
1928-29	Rodger Ashman
1939-40	Tom Hilbish
1940-41	Tom Hilbish
1941-42	John Tobin
1948-49	Abe Friedman
1951-52	Sy Chadroff
1952-53	Mel Yanuck
1954-55	Harold Arterburn
1955-56	Dick Miani
1956-57	Gene Stage
1957-58	Marty Burdette
1958-59	Joe Gardner
1959-60	Bruce Applegate
1960-61	Dick Hickox
1961-62	Julie Cohen
1962-63	Kenny Allen
1963-64	Wayne Beckner
1964-65	Wayne Beckner
1995-96	Steven Edwards
	Alex Fraser
1996-97	Alex Fraser
	Torey McCormick*
	Kevin Norris*
1997-00	No captains selected
2000-01	John Salmons
	Dwayne Wimbley
2001-02	John Salmons
	James Jones
	Elton Tyler
2002-03	Paulo Coelho
	James Jones
	Darius Rice
	Mike Simmons
2003-04	Robert Hite
	Darius Rice
2004-05	No Captians selected
2005-06	Guillermo Diaz
	Anthony Harris
	Robert Hite
	Anthony King

\*-Assistant Captain




**John Tobin**



**Dick Miani**



**Joe Gardner**



**Ken Allen**



**Alex Fraser**



**John Salmons**

# ● 1,000 Point Club

**Rick Barry**  
(1962-65) 2,298



## RICK BARRY (1962-65) – 2,298

Year	GP	Total		3-PT		FT-FTA	Pct	Pts-Avg
		FG-FGA	Pct	FG-FGA	Pct			
1962-63	24	162-341	.475	-	-	131-158	.829	455-19.0
1963-64	27	314-572	.549	-	-	242-287	.843	870-32.1
1964-65	26	340-651	.522	-	-	292-341	.859	973-37.4
<b>TOTAL</b>	<b>77</b>	<b>816-1564</b>	<b>.522</b>	<b>-</b>	<b>-</b>	<b>665-786</b>	<b>.846</b>	<b>2298-29.8</b>

**Eric Brown**  
(1985-89) 2,270



## ERIC BROWN (1985-89) – 2,270

Year	GP	Total		3-PT		FT-FTA	Pct	Pts-Avg
		FG-FGA	Pct	FG-FGA	Pct			
1985-86	28	174-346	.503	—	—	112-156	.718	460-16.4
1986-87	31	183-388	.472	14-38	.368	114-145	.786	494-15.9
1987-88	30	193-333	.580	4-13	.308	161-229	.703	551-18.4
1988-89	31	255-437	.584	9-32	.281	246-310	.794	765-24.7
<b>TOTAL</b>	<b>120</b>	<b>805-1504</b>	<b>.535</b>	<b>27-83</b>	<b>.325</b>	<b>633-840</b>	<b>.754</b>	<b>2270-18.9</b>

**Don Curnutt**  
(1967-70) 2,006



## DON CURNETT (1967-70) – 2,006

Year	GP	Total		3-PT		FT-FTA	Pct	Pts-Avg
		FG-FGA	Pct	FG-FGA	Pct			
1967-68	28	268-559	.480	—	—	99-120	.825	635-22.7
1968-69	24	262-613	.428	—	—	138-170	.812	662-27.6
1969-70	25	283-644	.439	—	—	143-166	.861	709-28.4
<b>TOTAL</b>	<b>77</b>	<b>813-1816</b>	<b>.448</b>	<b>—</b>	<b>—</b>	<b>380-456</b>	<b>.833</b>	<b>2006-26.1</b>


**Darius Rice**  
(2000-04) 1,393



## DARIUS RICE (2000-04) – 1,865

Year	GP	Total		3-PT		FT-FTA	Pct	Pts-Avg
		FG-FGA	Pct	FG-FGA	Pct			
2000-01	29	140-352	.398	62-183	.339	67-93	.720	409-14.1
2001-02	32	155-405	.383	76-208	.365	92-115	.800	478-14.9
2002-03	27	170-399	.426	67-184	.364	99-129	.767	506-18.7
2003-04	28	166-408	.407	55-180	.306	85-106	.802	472-16.9
<b>TOTAL</b>	<b>116</b>	<b>631-1564</b>	<b>.403</b>	<b>260-755</b>	<b>.344</b>	<b>343-443</b>	<b>.774</b>	<b>1865-16.1</b>


**Tim James**  
(1995-1999) 1,713



## TIM JAMES (1995-1999) – 1,713

Year	GP	Total		3-PT		FT-FTA	Pct	Pts-Avg
		FG-FGA	Pct	FG-FGA	Pct			
1995-96	28	117-221	.529	2-6	.333	46-85	.541	282-10.1
1996-97	29	165-380	.434	2-8	.250	73-120	.608	405-14.0
1997-98	28	184-379	.485	4-17	.235	97-144	.674	469-16.8
1998-99	30	215-451	.477	12-41	.293	115-165	.697	557-18.6
<b>TOTAL</b>	<b>115</b>	<b>681-1431</b>	<b>.476</b>	<b>20-72</b>	<b>.278</b>	<b>331-514</b>	<b>.644</b>	<b>1713-14.9</b>

**Dennis Burns**  
(1985-89) 1,594



## DENNIS BURNS (1985-89) – 1,594

Year	GP	Total		3-PT		FT-FTA	Pct	Pts-Avg
		FG-FGA	Pct	FG-FGA	Pct			
1985-86	28	172-361	.476	—	—	35-60	.583	379-13.5
1986-87	29	103-236	.436	1-10	.100	36-61	.590	243-8.4
1987-88	31	203-400	.508	5-29	.172	67-106	.632	478-15.4
1988-89	31	212-412	.515	3-5	.600	67-104	.644	494-15.9
<b>TOTAL</b>	<b>119</b>	<b>690-1409</b>	<b>.490</b>	<b>9-44</b>	<b>.205</b>	<b>205-331</b>	<b>.619</b>	<b>1594-13.4</b>

**Dick Hickox**  
(1958-61) 1,529




## DICK HICKOX (1958-61) – 1,529

Year	GP	Total		3-PT		FT-FTA	Pct	Pts-Avg
		FG-FGA	Pct	FG-FGA	Pct			
1958-59	25	161-378	.426	—	—	131-162	.809	453-18.1
1959-60	27	219-460	.476	—	—	158-198	.798	596-22.1
1960-61	27	180-437	.412	—	—	120-152	.788	480-17.8
<b>TOTAL</b>	<b>79</b>	<b>560-1275</b>	<b>.439</b>	<b>—</b>	<b>—</b>	<b>409-512</b>	<b>.799</b>	<b>1529-19.4</b>

# ● 1,000 Point Club

## JOHNNY HEMSLEY (1996-00) – 1,497


Year	GP	Total		3-PT		FT-FTA	Pct	Pts-Avg
		FG-FGA	Pct	FG-FGA	Pct			
1996-97	24	30-87	.345	4-16	.250	19-24	.792	83-3.5
1997-98	24	123-300	.410	26-96	.271	66-84	.786	338-14.1
1998-99	30	183-408	.449	70-175	.400	98-125	.784	534-17.8
1999-00	30	194-488	.398	64-200	.320	90-106	.849	542-18.1
<b>TOTAL</b>	<b>108</b>	<b>530-1283</b>	<b>.413</b>	<b>164-487</b>	<b>.337</b>	<b>273-339</b>	<b>.805</b>	<b>1497-13.9</b>



**Johnny Hemsley**  
(1996-00) 1,497

## STEVEN EDWARDS (1992-96) – 1,393

Year	GP	Total		3-PT		FT-FTA	Pct	Pts-Avg
		FG-FGA	Pct	FG-FGA	Pct			
1992-93	27	127-304	.418	79-207	.382	97-140	.693	430-15.9
1993-94	27	76-213	.357	57-164	.348	34-56	.607	243-9.0
1994-95	28	102-285	.358	64-195	.328	91-118	.771	359-12.8
1995-96	28	114-295	.386	65-200	.325	68-101	.673	361-12.9
<b>TOTAL</b>	<b>110</b>	<b>419-1097</b>	<b>.382</b>	<b>265-766</b>	<b>.346</b>	<b>290-415</b>	<b>.699</b>	<b>1393-12.7</b>



**Steven Edwards**  
(1992-96) 1,393

## RON GODFREY (1958-61) – 1,384


Year	GP	Total		3-PT		FT-FTA	Pct	Pts-Avg
		FG-FGA	Pct	FG-FGA	Pct			
1958-59	25	149-329	.453	—	—	106-143	.741	404-16.2
1959-60	27	176-389	.452	—	—	159-207	.768	511-18.9
1960-61	27	193-401	.481	—	—	83-119	.698	469-17.4
<b>TOTAL</b>	<b>79</b>	<b>518-1119</b>	<b>.463</b>	<b>—</b>	<b>—</b>	<b>348-469</b>	<b>.742</b>	<b>1384-17.5</b>



**Ron Godfrey**  
(1958-61) 1,384

## JAMES JONES (1999-03) – 1,356

Year	GP	Total		3-PT		FT-FTA	Pct	Pts-Avg
		FG-FGA	Pct	FG-FGA	Pct			
1999-00	33	52-122	.426	10-32	.313	15-18	.833	129-3.9
2000-01	29	122-285	.428	41-87	.471	60-74	.811	345-11.9
2001-02	32	133-332	.401	33-105	.314	111-132	.841	410-16.9
2002-03	28	157-351	.447	40-100	.400	118-142	.831	472-16.9
<b>TOTAL</b>	<b>122</b>	<b>464-1090</b>	<b>.426</b>	<b>124-324</b>	<b>.383</b>	<b>304-366</b>	<b>.831</b>	<b>1356-11.1</b>



**James Jones**  
(1999-03) 1,356

## MIKE WITTMAN (1964-67) – 1,319

Year	GP	Total		3-PT		FT-FTA	Pct	Pts-Avg
		FG-FGA	Pct	FG-FGA	Pct			
1964-65	24	65-141	.461	—	—	37-61	.726	167-7.0
1965-66	26	208-446	.466	—	—	151-206	.733	567-21.8
1966-67	26	219-453	.483	—	—	147-184	.799	585-22.3
<b>TOTAL</b>	<b>76</b>	<b>492-1040</b>	<b>.473</b>	<b>—</b>	<b>—</b>	<b>335-451</b>	<b>.743</b>	<b>1319-17.4</b>



**Mike Wittman**  
(1964-67) 1,319

## JOE WYLIE (1988-91) – 1,297

Year	GP	Total		3-PT		FT-FTA	Pct	Pts-Avg
		FG-FGA	Pct	FG-FGA	Pct			
1988-89	25	105-202	.520	3-6	.500	55-104	.529	268-10.7
1989-90	28	210-430	.488	3-11	.273	91-153	.595	514-18.4
1990-91	28	186-400	.465	0-4	.000	143-194	.737	515-18.4
<b>TOTAL</b>	<b>81</b>	<b>501-1032</b>	<b>.485</b>	<b>6-21</b>	<b>.286</b>	<b>289-451</b>	<b>.641</b>	<b>1297-16.0</b>



**Joe Wylie**  
(1988-91) 1,297

## WILLIE ALLEN (1968-71) – 1,293

Year	GP	Total		3-PT		FT-FTA	Pct	Pts-Avg
		FG-FGA	Pct	FG-FGA	Pct			
1968-69	24	134-300	.447	—	—	84-138	.609	352-14.7
1969-70	26	164-356	.461	—	—	116-188	.617	444-17.1
1970-71	25	184-404	.455	—	—	129-227	.568	497-19.9
<b>TOTAL</b>	<b>75</b>	<b>482-1060</b>	<b>.455</b>	<b>—</b>	<b>—</b>	<b>329-553</b>	<b>.595</b>	<b>1293-17.2</b>



**Willie Allen**  
(1968-71) 1,293

# ● 1,000 Point Club

**John Salmons**  
(1998-2002)  
1,231



## JOHN SALMONS (1998-2002) – 1,231

Year	GP	Total		3-PT		FT-FTA	Pct	Pts-Avg
		FG-FGA	Pct	FG-FGA	Pct			
1998-99	29	61-127	.480	10-41	.244	29-40	.725	161-5.6
1999-00	34	109-240	.454	29-85	.341	73-92	.793	320-9.4
2000-01	29	137-289	.474	25-71	.352	88-111	.793	387-13.3
2001-02	32	137-297	.461	22-71	.310	123-146	.842	419-13.1
<b>TOTAL</b>	<b>124</b>	<b>444-953</b>	<b>.466</b>	<b>86-268</b>	<b>.321</b>	<b>313-389</b>	<b>.805</b>	<b>1287-10.4</b>

**Mike McCoy**  
(1960-63) 1,231



## MIKE MCCOY (1960-63) – 1,231

Year	GP	Total		PT-3		FT-FTA	Pct	Pts-Avg
		FG-FGA	Pct	FG-FGA	Pct			
1960-61	27	88-197	.446	—	—	33-61	.541	209-7.7
1961-62	26	199-485	.410	—	—	70-122	.574	468-18.0
1962-63	28	237-530	.447	—	—	80-132	.606	554-19.8
<b>TOTAL</b>	<b>81</b>	<b>524-1212</b>	<b>.432</b>	<b>—</b>	<b>—</b>	<b>183-315</b>	<b>.581</b>	<b>1231-15.2</b>

**Mario Bland**  
(1996-00) 1,199



## MARIO BLAND (1996-00) – 1,199

Year	GP	Total		3-PT		FT-FTA	Pct	Pts-Avg
		FG-FGA	Pct	FG-FGA	Pct			
1996-97	29	48-100	.480	0-0	.000	22-37	.595	118-4.1
1997-98	27	122-200	.610	0-2	.000	70-117	.598	314-11.6
1998-99	30	125-212	.590	6-11	.545	81-124	.653	337-11.2
1999-00	34	155-328	.473	4-24	.167	116-159	.730	430-12.6
<b>TOTAL</b>	<b>120</b>	<b>450-840</b>	<b>.536</b>	<b>10-37</b>	<b>.270</b>	<b>289-437</b>	<b>.661</b>	<b>1199-10.0</b>

**Gene Stage**  
(1955-58) 1,192



## GENE STAGE (1955-58) – 1,192

Year	GP	Total		3-PT		FT-FTA	Pct	Pts-Avg
		FG-FGA	Pct	FG-FGA	Pct			
1955-56	26	155-353	.439	—	—	68-100	.680	378-14.5
1956-57	26	158-375	.421	—	—	145-186	.779	461-17.7
1957-58	22	137-303	.452	—	—	79-103	.767	353-16.1
<b>TOTAL</b>	<b>74</b>	<b>450-1031</b>	<b>.436</b>	<b>—</b>	<b>—</b>	<b>292-389</b>	<b>.751</b>	<b>1192-16.1</b>

**Rusty Parker**  
(1965-68) 1,190



## RUSTY PARKER (1965-68) – 1,190

Year	GP	Total		3-PT		FT-FTA	Pct	Pts-Avg
		FG-FGA	Pct	FG-FGA	Pct			
1965-66	26	140-254	.551	—	—	63-97	.650	343-13.2
1966-67	26	118-255	.463	—	—	53-75	.726	289-12.6
1967-68	28	214-406	.527	—	—	130-162	.802	558-19.9
<b>TOTAL</b>	<b>80</b>	<b>472-915</b>	<b>.516</b>	<b>—</b>	<b>—</b>	<b>246-334</b>	<b>.737</b>	<b>1190-14.9</b>


**Robert Hite**  
(2002-05) 1,159



## ROBERT HITE (2002-05) – 1,159

Year	GP	Total		3-PT		FT-FTA	Pct	Pts-Avg
		FG-FGA	Pct	FG-FGA	Pct			
2002-03	28	74-187	.396	20-62	.323	35-41	.854	203-7.3
2003-04	30	168-344	.488	51-135	.378	68-79	.861	455-15.2
2004-05	29	179-429	.417	72-189	.381	71-82	.866	501-17.3
<b>TOTAL</b>	<b>87</b>	<b>421-960</b>	<b>.439</b>	<b>143-386</b>	<b>.370</b>	<b>174-202</b>	<b>.861</b>	<b>1159-13.3</b>

**Kevin Presto**  
(1985-89) 1,156



## KEVIN PRESTO (1985-89) – 1,156

Year	GP	Total		3-PT		FT-FTA	Pct	Pts-Avg
		FG-FGA	Pct	FG-FGA	Pct			
1985-86	28	117-253	.462	—	—	57-70	.814	291-10.4
1986-87	31	96-239	.402	69-170	.406	70-78	.897	331-10.7
1987-88	31	81-200	.405	47-125	.376	56-60	.933	265-8.5
1988-89	31	82-219	.374	54-158	.342	51-61	.836	269-8.7
<b>TOTAL</b>	<b>121</b>	<b>376-911</b>	<b>.413</b>	<b>170-453</b>	<b>.375</b>	<b>234-269</b>	<b>.870</b>	<b>1156-9.6</b>

# ● 1,000 Point Club

## CONSTANTIN POPA (1991-1995) – 1,132

Year	GP	Total		3-PT		FT-FTA	Pct	Pts-Avg
		FG-FGA	Pct	FG-FGA	Pct			
1991-92	32	81-187	.433	0-1	.000	54-100	.540	216-6.8
1992-93	27	145-275	.527	0-0	.000	66-111	.595	356-13.2
1993-94	27	100-216	.463	0-0	.000	47-67	.701	247-9.1
1994-95	27	126-239	.527	0-0	.000	61-84	.726	313-11.6
<b>TOTAL</b>	<b>113</b>	<b>452-917</b>	<b>.493</b>	<b>0-1</b>	<b>.000</b>	<b>228-362</b>	<b>.630</b>	<b>1132-10.0</b>



**Constantin Popa**  
(1991-95) 1,132

## WHITEY CAMPBELL (1946-50) – 1,076

Year	GP	Total		3-PT		FT-FTA	Pct	Pts-Avg
		FG-FGA	Pct	FG-FGA	Pct			
1946-50		417				134		1076



**Whitey Campbell**  
(1946-50) 1,076

## JULIE COHEN (1959-62) – 1,042

Year	GP	Total		3-PT		FT-FTA	Pct	Pts-Avg
		FG-FGA	Pct	FG-FGA	Pct			
1959-60	27	120-300	.400	—	—	99-152	.651	339-12.6
1960-61	27	132-275	.480	—	—	62-95	.653	326-12.1
1961-62	26	136-329	.414	—	—	105-143	.734	377-14.5
<b>TOTAL</b>	<b>80</b>	<b>388-904</b>	<b>.429</b>	<b>—</b>	<b>—</b>	<b>266-390</b>	<b>.682</b>	<b>1042-13.0</b>



**Julie Cohen**  
(1959-62) 1,042

## DICK MIANI (1952-56) – 1,042

Year	GP	Total		3-PT		FT-FTA	Pct	Pts-Avg
		FG-FGA	Pct	FG-FGA	Pct			
1952-56		392				258		1042



**Dick Miani**  
(1952-56) 1,042

## JEROME SCOTT (1988-92) – 1,038


Year	GP	Total		3-PT		FT-FTA	Pct	Pts-Avg
		FG-FGA	Pct	FG-FGA	Pct			
1988-89	17	19-53	.358	6-18	.333	11-21	.524	55-3.2
1989-90	27	89-207	.430	19-62	.306	43-65	.662	240-8.9
1990-91	28	129-305	.423	33-86	.384	81-114	.711	372-13.3
1991-92	32	122-308	.396	27-80	.338	100-142	.704	371-11.6
<b>TOTAL</b>	<b>104</b>	<b>359-873</b>	<b>.411</b>	<b>85-246</b>	<b>.346</b>	<b>235-342</b>	<b>.687</b>	<b>1038-10.0</b>



**Jerome Scott**  
(1988-92) 1,038

## RICK JONES (1964-67) – 1,029


Year	GP	Total		3-PT		FT-FTA	Pct	Pts-Avg
		FG-FGA	Pct	FG-FGA	Pct			
1964-65	26	100-257	.389	—	—	56-70	.800	256-9.9
1965-66	26	160-381	.420	—	—	134-153	.876	454-17.5
1966-67	26	114-293	.388	—	—	91-114	.798	319-12.3
<b>TOTAL</b>	<b>78</b>	<b>374-931</b>	<b>.402</b>	<b>—</b>	<b>—</b>	<b>281-337</b>	<b>.834</b>	<b>1029-13.2</b>



**Rick Jones**  
(1964-67) 1,029



# ● All-Conference Honors



Tim James

## ACC Player of the Week

Robert Hite ..... Dec. 13, 2004  
Guillermo Diaz ..... Jan. 10, 2005

## Second Team All-ACC

Guillermo Diaz ..... 2004-05

## Honorable Mention All-ACC

Robert Hite ..... 2004-05

## ACC All-Defensive Team

Anthony King ..... 2004-05

## BIG EAST Player of the Week

Jamal Johnson ..... Dec. 20, 1993  
Tim James ..... Dec. 16, 1996  
Kevin Norris ..... Jan. 20, 1997  
Tim James ..... Nov. 24, 1997  
Johnny Hemsley ..... Jan. 5, 1998  
Johnny Hemsley ..... Dec. 21, 1998  
Tim James ..... Dec. 28, 1998  
Johnny Hemsley ..... Jan. 4, 1999  
Tim James ..... Feb. 8, 1999  
Tim James ..... Feb. 15, 1999  
Johnny Hemsley ..... Feb. 22, 1999  
Mario Bland ..... Mar. 5, 2000  
John Salmons ..... Mar. 4, 2001  
John Salmons ..... Dec. 23, 2001  
John Salmons ..... Dec. 31, 2001  
Darius Rice ..... Jan. 28, 2002  
Darius Rice ..... Jan. 27, 2003  
Robert Hite ..... Dec. 29, 2003



Jerry Schlie

## BIG EAST Rookie of the Week

Steven Edwards ..... Jan. 24, 1993  
Steven Edwards ..... Feb. 14, 1993  
Steven Edwards ..... Feb. 28, 1993  
Kevin Norris ..... Jan. 16, 1995  
Tim James ..... Jan. 2, 1996  
Tim James ..... Jan. 9, 1996  
Tim James ..... Feb. 26, 1996  
Tim James ..... Mar. 3, 1996  
Marcus Barnes ..... Jan. 22, 2001  
Darius Rice ..... Feb. 19, 2001  
Guillermo Diaz ..... Dec. 8, 2003

## First Team All-BIG EAST

Tim James ..... 1997-98  
Tim James ..... 1998-99  
Johnny Hemsley ..... 1998-99

## Second Team All-BIG EAST

Tim James ..... 1996-97  
Johnny Hemsley ..... 1999-00  
Darius Rice ..... 2001-02  
John Salmons ..... 2001-02  
Darius Rice ..... 2003-04

## Third Team All-BIG EAST

Constantin Popa ..... 1992-93  
Constantin Popa ..... 1994-95  
Mario Bland ..... 1999-00  
John Salmons ..... 2000-01  
James Jones ..... 2001-02  
Darius Rice ..... 2002-03



Constantin Popa

## Honorable Mention All-BIG EAST

James Jones ..... 2002-03

## BIG EAST All-Rookie Team

Steven Edwards ..... 1992-93  
Kevin Norris ..... 1994-95  
Tim James ..... 1995-96  
Darius Rice ..... 2000-01  
Guillermo Diaz ..... 2003-04

## BIG EAST Player of the Year

Tim James ..... 1998-99

## BIG EAST Coach of the Year

Leonard Hamilton ..... 1994-95  
Leonard Hamilton ..... 1998-99

## BIG EAST Most Improved Player

Johnny Hemsley ..... 1998-99

## Sportsmanship Award

John Salmons ..... 2001-02



Steven Edwards

## BIG EAST Academic All-Star

Nick Donovan ..... 1995-96  
Brad Timpf ..... 1995-96  
Nick Donovan ..... 1996-97  
Nick Donovan ..... 1997-98  
Jerry Schlie ..... 1998-99  
Tarik El-Bassiouni ..... 1999-00  
James Jones ..... 1999-00  
Jerry Schlie ..... 1999-00  
Paulo Coelho ..... 2000-01  
James Jones ..... 2000-01  
Jerry Schlie ..... 2000-01  
James Jones ..... 2001-02  
Jerry Schlie ..... 2001-02  
James Jones ..... 2002-03  
Danny Marakovits ..... 2002-03

## BIG EAST All-Tournament Team


Jerome Scott ..... 1992  
Tim James ..... 1999  
Marcus Barnes ..... 2002

# ● All-Americans



**Dick Hickox, 1960**  
(AP 2nd Team, UPI 2nd Team)

YEAR	GP	FG-FGA	FG%	FT-FTA	FT%	REB	RPG	PTS	PPG
1958-59	25	161-378	.426	131-162	.809	98	3.9	453	18.1
1959-60	27	219-460	.476	158-198	.798	100	3.7	596	22.1
1960-61	27	180-437	.412	120-152	.788	138	5.1	480	17.8
<b>TOTALS</b>	<b>79</b>	<b>560-1275</b>	<b>.439</b>	<b>409-512</b>	<b>.799</b>	<b>336</b>	<b>4.3</b>	<b>1529</b>	<b>19.4</b>




**Rick Barry, 1965**  
(Consensus First Team)

YEAR	GP	FG-FGA	FG%	FT-FTA	FT%	REB	RPG	PTS	PPG
1962-63	24	162-341	.475	131-158	.829	351	14.6	455	19.0
1963-64	27	314-572	.549	242-287	.843	448	16.6	870	32.1
1964-65	26	340-651	.522	292-341	.859	475	18.3	973	37.4
<b>TOTALS</b>	<b>77</b>	<b>816-1564</b>	<b>.522</b>	<b>665-786</b>	<b>.846</b>	<b>1274</b>	<b>16.5</b>	<b>2298</b>	<b>29.8</b>



**Don Curnutt, 1970**  
(AP 2nd Team, UPI 2nd Team)

YEAR	GP	FG-FGA	FG%	FT-FTA	FT%	REB	RPG	PTS	PPG
1967-68	28	268-559	.480	99-120	.825	64	2.3	635	22.7
1968-69	24	262-613	.428	138-170	.812	72	3.0	662	27.6
1969-70	25	283-644	.439	143-166	.861	54	2.2	709	28.4
<b>TOTALS</b>	<b>77</b>	<b>813-1816</b>	<b>.448</b>	<b>380-456</b>	<b>.833</b>	<b>190</b>	<b>2.5</b>	<b>2006</b>	<b>26.1</b>



**Tim James, 1999**  
(AP 3rd Team, NABC 3rd Team)


YEAR	GP	FG-FGA	%	3FG-3FGA	%	FT-FTA	%	REBS	RPG	PTS	PPG
1995-96	28	117-221	.529	2-6	.333	46-85	.541	151	5.4	282	10.1
1996-97	29	165-380	.434	2-8	.250	73-120	.608	196	6.8	405	14.0
1997-98	28	184-379	.485	4-17	.235	97-144	.674	263	9.4	469	16.8
1998-99	30	215-451	.477	12-41	.293	115-165	.697	246	8.2	557	18.6
<b>TOTALS</b>	<b>115</b>	<b>681-1431</b>	<b>.476</b>	<b>20-72</b>	<b>.278</b>	<b>331-514</b>	<b>.644</b>	<b>856</b>	<b>7.4</b>	<b>1713</b>	<b>14.9</b>

## ● Retired Jerseys



**#24 RICK BARRY**

The first basketball jersey to be retired at the University of Miami was number 24 in honor of Rick Barry, the Hurricanes' all-time leading scorer. Barry, UM's lone consensus first team All-American, led the Hurricanes to a 65-16 record and a pair of post-season berths in his three years. Barry, who finished his UM career with 2,298 points and 1,274 rebounds, is the only Hurricane to top both the 2,000-point and the 1,000-rebound barrier. He still owns five UM career records and numerous single-season records. Barry was inducted into the Basketball Hall of Fame in Springfield, Mass. in 1986. He is the only player in basketball history to win single-season scoring titles in the NCAA, NBA and ABA.



*Rick Barry was named one of the 50 Greatest Players in NBA History in 1996.*



**#40 TIM JAMES**

On February 27, 1999 Tim James became just the second Hurricane to have his number retired. During his four seasons at UM, James was a positive influence both on and off the court. A Miami native, James was very active in the community working with the "Join a Team, Not a Gang" program and speaking to local youth groups on the importance of staying in school and saying no to drugs.

James, the only player to record over 1,500 career points, 800 career rebounds and 200 career blocked shots, helped lead the Hurricanes into the national spotlight. During his four seasons Miami registered a 68-41 (.624) record, four consecutive winning seasons and three consecutive post season appearances including the school's first NCAA Tournament bid since 1960. The 6-7 forward ended his UM career ranked fourth on Miami's career scoring list (1,713 points), fifth on the career rebounding list (856 rebounds) and second on the career blocked shots list (224 blocks).

James, a two-time first-team All-BIG EAST selection, was named third-team All-America by both the Associated Press and National Association of Basketball Coaches as a senior, as well BIG EAST Co-Player of the Year in 1999.



*Tim James had his jersey retired in a ceremony prior to the Hurricanes regular-season finale versus Rutgers on February 27, 1999.*

## ● NBA Draft Selections

### UM Players selected in the NBA (National Basketball Association) Draft:

Player	Team	Year	Round-Overall pick
Dick Miani	New York Knickerbockers	1956	Knicks' 10th selection
Mike McCoy	Detroit Pistons	1963	3rd Round-21st overall
Rick Barry	San Francisco Warriors	1965	1st Round-2nd overall
Mike Wittman	St. Louis Hawks	1967	5th Round-49th overall
Rusty Parker	Atlanta Hawks	1968	5th Round-61st overall
Bill Soens	Philadelphia 76ers	1968	11th Round-145th overall
Don Curnutt	New York Knickerbockers	1970	10th Round-170th overall
Wayne Canady	Portland Trail Blazers	1970	15th Round-218th overall
Willie Allen	Baltimore Bullets	1971	4th Round-60th overall
Tito Horford	Milwaukee Bucks	1988	2nd Round-39th overall
Joe Wylie	Los Angeles Clippers	1991	2nd Round-38th overall
Constantin Popa	Los Angeles Clippers	1995	2nd Round-53rd overall
Tim James	Miami Heat	1999	1st Round-25th overall
John Salmons	San Antonio Spurs	2002	1st Round-26th overall
James Jones	Indiana Pacers	2003	2nd Round-49th overall



John Salmons is entering his fourth season with the Philadelphia 76ers.

### UM Players selected in the ABA (American Basketball Association) Draft:

Player	Team	Year	Round
Mike Wittman	Anaheim Amigos	1967	12th Round
Bill Soens	New York Nets	1968	10th Round
Rusty Parker	Oakland Oaks	1968	8th Round
Don Curnutt	Indiana Pacers	1970	7th Round
Willie Allen	Miami Floridians	1971	12th Round



In 1999 Tim James was selected in the first round of the NBA Draft by the Miami Heat.

# ● Hurricane Lettermen

**A**  
 Adams, Brandon . . . . . 1988-92  
 Angelus, Charles . . . . . 1945-46  
 Alix, Lou . . . . . 1961-62  
 Allen, Ken . . . . . 1960-63  
 Allen, Willie . . . . . 1968-71  
 Alter, Foster . . . . . 1930-31  
 Applegate, Bruce . . . . . 1958-61  
 Arterburn, Harold . . . . . 1953-55  
 Ashman, Rodger . . . . . 1926-29

**B**  
 Barker, Chuck . . . . . 1994-96  
 Barnes, Lucas . . . . . 1996-98  
 Barnes, Marcus . . . . . 2000-02  
 Barry, Rick . . . . . 1962-65  
 Batemon, Glenn . . . . . 2004-05  
 Bates, John . . . . . 1963-64, 1965-67  
 Bazil, Alex . . . . . 1940-41  
 Beckner, Wayne . . . . . 1962-65  
 Berghoff, Dick . . . . . 1957-58  
 Berumen, Rafael . . . . . 2001-03  
 Bland, Mario . . . . . 1996-00  
 Bleier, Ted . . . . . 1927-29  
 Boyle, Gene . . . . . 1939-40  
 Brown, Eric . . . . . 1985-89  
 Burdette, Marty . . . . . 1955-58  
 Burns, Dennis . . . . . 1985-89  
 Burton, Trevor . . . . . 1989-93  
**Butler, Lee** . . . . . **2004-05**  
 Butts, Bernie . . . . . 1962-64  
 Byars-Dawson, Mike . . . . . 1997-99

**C**  
 Caldwell, Justin . . . . . 1989-91  
 Cambell, Bob "Whitey" . . . . . 1946-50  
 Canaday, Wayne . . . . . 1968-70  
 Cantrell, Dennis . . . . . 1967-70  
 Carbonneau, Harold . . . . . 1927-28  
 Carifeo, George . . . . . 1940-42  
 Carroll, Bob . . . . . 1947-48  
 Carson, James . . . . . 1952-55  
 Catha, Larry . . . . . 1926-29  
 Chadroff, Sy . . . . . 1949-52  
 Clark, Adam . . . . . 1991-93  
 Clark, Clifton . . . . . 1995-97  
 Clarke, Karron . . . . . 2003-04  
 Cobb, Don . . . . . 1947-49  
 Coelho, João Paulo . . . . . 1998-00, 2001-03  
 Cohen, Julie . . . . . 1959-62  
 Contreras, Edward . . . . . 1956-59  
**Copeland, Keaton** . . . . . **2004-05**  
 Corcoran, John . . . . . 1938-39  
 Courtney, Cliff . . . . . 1927-28

Crowe, Luke . . . . . 1930-31  
 Curcio, Mike . . . . . 1996-98  
 Cumutt, Don . . . . . 1967-70

**D**  
 Dampier, John . . . . . 1963-65  
 Davis, Jerry . . . . . 1956-57, 1958-59  
 Davis, Howard . . . . . 1938-40  
 Davis, Will . . . . . 1992-97  
 Dawson, Tim . . . . . 1985-88  
 Denton, Bob . . . . . 1952-54  
**Diaz, Guillermo** . . . . . **2003-05**  
 Djahue, Rodrigue . . . . . 2000-04  
 Donovan, Nick . . . . . 1995-99  
 Douglas, Bob . . . . . 1941-42  
 Doyle, Keith . . . . . 1945-46  
 Dunn, Eddie . . . . . 1938-39  
 Dunn, Mitchell . . . . . 1994-95  
 Dusewicz, Adam . . . . . 1991-94

**E**  
 Edwards, Lou . . . . . 1945-47  
 Edwards, Steven . . . . . 1992-96  
 El-Bassiouni, Tarik . . . . . 1999-00  
 Elliott, Doug . . . . . 1989-91  
 Evans, John . . . . . 1928-29, 1930-31

**F**  
 Ferrara, Tony . . . . . 1947-50  
 Fisher, Michael . . . . . 1946-47  
 Focht, Dick . . . . . 1950-51  
 Franklin, Alfred "Red" . . . . . 1927-29  
 Fraser, Alex . . . . . 1993-97  
 Frazier, Steve . . . . . 1992-96, 97-98  
 Friedman, Abe . . . . . 1946-50  
 Friedman, Mike . . . . . 1955-56  
 Frisby, William . . . . . 2001-02, 2003-05

**G**  
 Gardner, Joe . . . . . 1956-59  
 Gardner, Michael . . . . . 1991-94  
 Gay, Charles . . . . . 1969-70  
 Gee, Junior . . . . . 1964-67  
 Glenn, Darrell . . . . . 1985-86  
 Godfrey, Ron . . . . . 1958-61  
 Gonzalez, Orlando . . . . . 1999-01  
 Gordon, Joe . . . . . 2000-01  
 Green, Bob . . . . . 1963-67  
 Green, Tom . . . . . 1967-69  
 Grist, Joe . . . . . 1949-51  
 Grob, Charles . . . . . 1963-66  
 Guimento, Chuck . . . . . 1938-40


**H**  
 Hagan, Arthur . . . . . 1945-46  
**Hamilton, Gary** . . . . . **2002-05**

Hamilton, George . . . . . 1938-39  
 Hammond, Dod . . . . . 1959-60  
 Hanley, Charles . . . . . 1967-68  
 Hansen, Louis . . . . . 1928-29, 1930-31  
 Harden III, Leonard . . . . . 2003-04  
**Harris, Anthony** . . . . . **2003-05**  
 Harris, Lionel . . . . . 1970-71  
 Harvey, Tim . . . . . 1985-87  
 Heffer, Larry . . . . . 1961-62  
 Hemsley, Johnny . . . . . 1996-00  
 Hickox, Dick . . . . . 1958-61  
 Hicks, Raymond . . . . . 2004-05  
 High, Tshombe . . . . . 1993-94  
 Hilbish, Tom . . . . . 1938-41  
 Hill, Dan . . . . . 1930-31  
**Hite, Robert** . . . . . **2002-05**  
 Hoban, Gene . . . . . 1954-56  
 Hocker, Thomas . . . . . 1987-90  
 Hoffman, Richard . . . . . 1951-53  
 Holiber, Charles . . . . . 1961-63  
 Horford, Tito . . . . . 1986-88  
 Houston, Kevin . . . . . 1998-99  
 Howard, Lemuel . . . . . 1986-87  
 Howell, Douglas . . . . . 1953-55  
 Hubbard, Lee . . . . . 1970-71  
 Hughes, Bryan . . . . . 1985-87  
 Hurd, Leroy . . . . . 1999-01  
 Hutsler, Mike . . . . . 1967-70


**I**  
 Ibach, Ervin . . . . . 1946-49  
 Ingemi, Mike . . . . . 1947-48  
 Isles, David . . . . . 1994-95

**J**  
 James, Harvey . . . . . 1945-46  
 James, Tim . . . . . 1995-99  
 Jennings, Vernon . . . . . 1996-00  
 Johnson, Jamal . . . . . 1993-94  
 Jones, James . . . . . 1999-03  
 Jones, Rick . . . . . 1964-67  
 Jupin, Gene . . . . . 1941-42


**K**  
 Kahn, Andy . . . . . 1990-91  
 Kasulin, Al . . . . . 1941-42  
 Keene, Howard . . . . . 1950-53  
 Kees, James . . . . . 1940-41  
 Kessler, Larry . . . . . 1962-63  
 Kichiefski, Robert . . . . . 1954-55  
 Kieserman, Jim . . . . . 1991-92  
**King, Anthony** . . . . . **2003-05**  
 Kisker, David . . . . . 1970-71  
 Klein, Richard . . . . . 1970-71




Trevor Burton




Wayne Canaday




Tim Dawson



Steven Edwards



Tim Harvey



Tito Horford

# ● Hurricane Lettermen

Klima, Edward ..... 1953-56  
 Kojkowski, Stanley ..... 1955-57  
 Konel, Dave ..... 1939-40  
 Krutulis, Joe ..... 1939-42

**L**  
 Landis, Dave ..... 1958-60  
 Law, Rick ..... 1969-71  
 Lawrence, Anthony ..... 1991-93  
 Lawrence, Bruce ..... 1954-55  
 Lawrence, Pat ..... 1991-94  
 Lee, Harford ..... 1940-41  
 Leidy, Bob ..... 1957-58  
 Lipchick, Pete ..... 1945-46  
 Logan, Reo ..... 2000-01  
 Logan, Samarr ..... 1989-92  
 Lutsky, Kal ..... 1946-47  
 Lyons, Herman ..... 1927-29

**M**  
 MacDonald, Mackey ..... 1948-51  
 Manuel, Todd ..... 1997-98  
 Manushaw, Harry ..... 1958-61  
 Marakovits, Danny ..... 2000-03  
 Marcus, Stewart ..... 1963-66  
 Mayhand, Antoine ..... 2004-05  
 Masters, Tom ..... 1966-69  
 McClellan, William ..... 1948-49  
 McCormick, Torey ..... 1993-97  
 McCoy, Mike ..... 1960-63  
 McGuire, John ..... 1926-28  
 McNulty, Joe ..... 1946-48  
 Mell, John ..... 1945-46  
 Mercurio, Marion ..... 1928-29  
 Miani, Richard ..... 1952-56  
 Moore, Bruce ..... 1987-89  
 Morris, Edwin ..... 1955-58  
 Morton, Jake ..... 1988-93  
 Munley, Joe ..... 1956-58  
 Murray, Robert ..... 1954-55  
 Musante, Andy ..... 1941-42

**N**  
 N'Diaye, Ismael ..... 2002-03  
 Nebel, Norm ..... 1957-59  
 Nicholas, Dave ..... 1952-53  
 Noblet, Mike ..... 1985-87  
 Norris, Kevin ..... 1994-98  
 Noti, Charles ..... 1966-68  
 Nugent, Nick ..... 1955-56  
 Nylin, Bob ..... 1969-70

**O**  
 O'Brien, Jimmy ..... 1926-27  
 Oesch, Harold ..... 1938-39  
 Okpalobi, Brandon ..... 2000-05  
 O'Neil, Jack ..... 1951-52  
 Oram, Harold ..... 1926-28  
 O'Riordan, Kevin ..... 1970-71  
 Osbourne, John ..... 1968-70

**P**  
 Parker, Chris ..... 1991-94  
 Parker, Rusty ..... 1965-68  
 Patrican, Don ..... 1963-66  
 Pearson, Lorenzo ..... 1992-96  
 Polnitz, Reggie ..... 1987-89  
 Popa, Constantin ..... 1991-95  
 Presto, Kevin ..... 1985-89  
 Prieto, Ernest ..... 1953-56

**R**  
 Randon, Joseph ..... 1988-92  
 Rice, Darius ..... 2000-04  
 Rich, Steve ..... 1993-96  
 Richardson, Mark ..... 1985-89  
 Roberson, Terrell ..... 1985-86  
 Roberts, Oti ..... 1999-00  
 Rodgers, Dan ..... 1965-68  
 Rosa, Anthony ..... 1992-96  
 Ross, Joe ..... 1987-91  
 Ryan, Jack ..... 1948-49  
 Ryskamp, Kenneth ..... 1954-55

**S**  
 Salmons, John ..... 1998-02  
 Schayowitz, Willie ..... 1951-54  
 Schlie, Jerry ..... 1997-99, 2000-02  
 Schneckenberg, Bob ..... 1985-87  
 Schneider, Jack ..... 1949-52  
 Schuler, Harold ..... 1946-47  
 Schuyler, Charles ..... 1947-48  
 Scott, Jerome ..... 1988-92  
 Scott, Tom ..... 1940-41  
 Shapiro, Bruce ..... 1959-61  
 Shipe, Paul ..... 1990-91  
 Silvis, Richard ..... 1951-52  
 Simmons, Michael ..... 1998-99, 2000-03  
 Sistik, Phil ..... 1945-46  
 Skalaski, Charles ..... 1945-46  
 Snell, Willie ..... 1970-71  
 Snider, Martin ..... 1958-60  
 Soens, Bill ..... 1966-68  
 Solie, Lloyd ..... 1927-29, 1930-31  
 Spagnolo, Bob ..... 1969-71

Spisak, Jack ..... 1959-60, 1961-63  
 Stage, Gene ..... 1955-58  
 Stanton, Bob ..... 1926-28  
 Stavreti, Carl ..... 1960-63  
 Stavreti, Chris ..... 1959-62  
 Steiner, Bob ..... 1955-56, 1957-58  
 Stevenson, Jerry ..... 1967-69  
**Stratton, Jonathan** ..... **2004-05**  
 Strong, Donald ..... 1970-71  
 Surratt, Armondo ..... 2002-04  
 Swaby, Ochiel ..... 1991-92

**T**  
 Talbot, Robert George ..... 1956-57  
 Thistlethwaite, Mark ..... 1956-57  
 Timpf, Brad ..... 1992-96  
 Tobin, John ..... 1939-42  
 Tracy, Art ..... 1939-40  
 Tucker, Dick ..... 1939-41  
 Turonis, Pete ..... 1956-57  
 Tyler, Elton ..... 1997-00, 2001-02


**V**  
 Volkman, Mike ..... 1964-66

**W**  
 Waggoner, Jaime ..... 1994-98  
 Walker, Jermaine ..... 1996-97  
 Ward, Hammie ..... 1989-93  
 Warren, Joel ..... 1985-89  
 Watson, Kaleaf ..... 2001-02  
 Weinstein, Gerald ..... 1946-50  
 Welch, Ron ..... 1968-70  
 Westover, Brian ..... 1970-71  
**Wilkins, Eric** ..... **2002-05**  
 Williams, Levertis ..... 1987-89  
 Wimbley, Dwayne ..... 1997-01  
 Wiseman, Charles ..... 1997-98  
 Wittman, Mike ..... 1964-67  
 Woods, Lee ..... 1960-63  
 Wrench, Roger ..... 1949-52  
 Wylie, Joe ..... 1988-91


**Y**  
 Yanuck, Mel ..... 1950-53  
 Younts, Austin ..... 1928-29  
 Yovicsin, Anthony ..... 1946-47




Jake Morton




Constantin Popa




Kevin Presto



Robert Spagnolo



Hammie Ward



Joe Wylie



# ● UM vs. Ranked Opponents

## 1961-62

1-30-61 Louisville (#7 AP) W 71-69

## 1962-63

12-21-62 Duke (#2 UPI) W 71-69

## 1964-65

12-12-64 St. John's (#10 AP, #13 UPI) L 79-77

2-2-65 Miami (Ohio) (#20 UPI) W 100-85

## 1965-66

12-9-65 at San Francisco (#11 UPI) L 105-89

12-28-66 Western Kentucky (#17 UPI) L 94-89

## 1966-67

2-18-67 Houston (#7 AP, #8 UPI) L 105-86

2-25-67 at St. John's (#17 UPI) L 97-70

## 1967-68

2-15-68 at Houston (#1 AP) L 106-64

## 1969-70

12-12-69 at UCLA (#2 AP) L 127-69

12-30-69 Ohio University (#5 AP) L 99-74

1-10-70 at Jacksonville (#7 AP) L 121-87

2-14-70 at Houston (#13 AP) L 118-98

2-28-70 Florida State (#9 AP) L 112-96

3-4-70 Jacksonville (#6 AP) L 108-97

## 1970-71

1-9-71 at Jacksonville (#7 AP) L 124-82

3-2-71 Jacksonville (#9 AP) L 94-75

## 1985-86

2-19-86 at Duke (#2 AP) L 104-82

2-22-86 Notre Dame (#14 AP) L 126-73

## 1986-87

12-6-86 at North Carolina (#1 AP) L 127-77

1-17-87 at Kansas (#20 AP) L 82-47

2-21-87 at Florida (#18 AP) L 99-60

3-5-87 at Notre Dame (#20 AP) L 65-49

## 1987-88

11-27-87 vs. Michigan (#9 AP) L 109-76

12-30-87 vs. Purdue (#11 AP) L 110-82

1-2-88 Georgetown (#18 AP) L 82-78

1-6-88 at Duke (#9 AP) L 107-69

2-9-88 Brigham Young (#8 AP) L 99-86

## 1988-89

12-10-88 Duke (#1 AP) L 117-102

1-7-89 at Georgetown (#5 AP) L 112-79

1-12-89 Kansas (#12 AP) W 87-86

1-24-89 Providence (#20 AP) L 106-91

## 1989-90

12-19-89 at Arizona (#20 AP) L 83-53

1-10-90 Kansas (#1 AP) L 100-73

2-5-90 at North Carolina (#25 AP) L 87-74

## 1990-91

12-14-90 Georgia (#11 AP) L 78-60

3-6-91 at DePaul (#25 AP) L 75-58

## 1991-92

1-2-92 at Connecticut (#5 AP) L 85-62

1-7-92 at Seton Hall (#18 AP) L 64-52

1-11-92 at Syracuse (#20 AP) L 73-57

1-14-92 St. John's (#17 AP) W 45-42

1-18-92 Connecticut (#8 AP) L 77-58

2-29-92 Syracuse (#22 AP) L 68-63

3-4-92 Seton Hall (#22 AP) L (OT) 90-82

3-13-92 vs. Georgetown (#21 AP) L 77-64

## 1992-93

12-7-92 at Seton Hall (#6 AP) L 65-56

1-2-93 Georgetown (#10 AP) W 80-69

1-6-93 at Pittsburgh (#24 AP) L 85-78

1-9-93 at Syracuse (#21 AP) L 89-81

1-23-93 Pittsburgh (#20 AP) L 86-84

2-20-93 St. John's (#25 AP) W 82-77

2-23-93 Seton Hall (#14 AP) L 85-73

## 1993-94

12-22-93 at Syracuse (#21 AP, #18 USAT) L 81-52

1-15-94 at Boston College (#20 AP, #20 USAT) L 69-49

2-5-94 at Connecticut (#5 AP, #6 USAT) L 73-57

2-22-94 Connecticut (#5 AP) L 74-49

3-1-94 Syracuse (#14 AP) L 71-69

## 1994-95

12-6-94 Syracuse (#19 AP, #19 USAT) L 83-65

1-7-95 at Georgetown (#12 AP, #13 USAT) L 71-64

1-25-95 Villanova (#22 AP, #25 USAT) L 92-62

1-28-95 at Syracuse (#6 AP, #6 USAT) L 76-51

1-31-95 at Connecticut (#4 AP, #5 USAT) L 82-57

2-4-95 Georgetown (#13 AP, #13 USAT) W 67-61

2-7-95 at Villanova (#16 AP, #18 USAT) L 73-63

3-4-95 Connecticut (#4 AP, #5 USAT) L 75-67

3-10-95 vs. Georgetown (#24 AP) L 69-58

## 1995-96

12-5-95 Villanova (#2 AP, #2 USAT) L 70-68

1-3-96 Syracuse (#11 AP, #12 USAT) W 75-66

1-6-96 at Connecticut (#7 AP, #6 USAT) L 73-52

1-13-96 at Georgetown (#5 AP, #5 USAT) L 72-67

1-27-96 at Villanova (#7 AP, #7 USAT) L 90-62

2-1-96 at Syracuse (#18 AP, #16 USAT) L 72-51

2-10-96 Boston College (#22 AP, #21 USAT) L 62-58

3-7-96 vs. Georgetown (#6 AP, #6 USAT) L 92-62

**Miami has defeated at least one ranked opponent in 10 of the last 11 seasons, including three wins in 2004-05.**

# ● UM vs. Ranked Opponents

## 1996-97

12-7-96	Syracuse (#19 AP, #17 USAT)	W	67-63
1-2-97	at Boston College (#25 AP, #25 USAT)	L	65-62
1-11-97	at Villanova (#8 AP, #7 USAT)	W	61-59

## 1997-98

11-21-97	Charlotte (#17 AP, #17 USAT)	W	89-72
12-27-97	Georgia Tech (#23 USAT)	L	69-61
1-6-98	Connecticut (#8 AP, #8 USAT)	W	76-67
1-10-98	at West Virginia (#25 AP, #21 USAT)	L	98-84
1-18-98	at Syracuse (#15 AP, #15 USAT)	L	85-67
2-10-98	Syracuse (#23 AP, #20 USAT)	L	72-63
2-28-98	West Virginia (#19 AP, #19 USAT)	W	70-66
3-13-98	vs. UCLA (#19 AP, #20 USAT)	L	65-62

## 1998-99

12-5-98	at Kentucky (#8 AP, #8 USAT)	L	74-65
1-6-99	St. John's (#10 AP, #9 USAT)	W	84-79
1-20-99	Connecticut (#1 AP, #1 USAT)	L	70-68
2-3-99	at St. John's (#9 AP, #10 USAT)	W	73-70
2-8-99	at Syracuse (#18 AP, #17 USAT)	W	76-63
2-20-99	at Connecticut (#2 AP, #2 USAT)	W	73-71
3-5-99	vs. St. John's (#9 AP, #10 USAT)	L	62-59

## 1999-00

12-18-99	North Carolina (#7 AP, #9 USAT)	L	78-68
1-8-00	Syracuse (#7 AP, #8 USAT)	L	67-55
1-29-00	Kentucky (#16 AP, #18 USAT)	L	60-57
2-19-00	at Connecticut (#18 AP, #18 USAT)	W	63-57
3-5-00	St. John's (#18 AP, #21 USAT)	W	74-70
3-10-00	vs. St. John's (#19 AP, #20 USAT)	L	58-57
3-19-00	vs. Ohio State (#8 AP, #8 USAT)	W	75-62
3-24-00	vs. Tulsa (#18 AP, #19 USAT)	L	80-71

## 2000-01

12-4-00	at North Carolina (#14 AP, #12 USAT)	L	67-45
1-13-01	at Boston College (#24 AP)	L	82-73
1-20-01	Connecticut (#15 AP, #15 USAT)	W	77-74
2-1-01	Seton Hall (#22 AP, #25 USAT)	W	72-66
2-13-01	at Syracuse (#10 AP, #7 USAT)	W	68-57

## 2001-02

12-15-01	Indiana (#21 AP, #24 USAT)	W	58-53
1-2-02	at Georgetown (#23 AP, #24 USAT)	W	79-71
2-2-02	Connecticut (#17 AP, #22 USAT)	W	68-66
3-8-02	vs. Pittsburgh (#7 AP, #7 USAT)	L	76-71

## 2002-03

12-21-02	vs. Florida (#13 AP, #13 USAT)	L (2OT)	94-93
1-11-03	at Connecticut (#3 AP, #3 USAT)	L (OT)	83-80
1-20-03	Connecticut (#11 AP, #8 USAT)	W	77-76

## 2003-04

1-7-04	at North Carolina (#12 AP, #13 USAT)	L	89-64
1-10-04	Pittsburgh (#15 AP, #15 USAT)	L (2OT)	84-80
2-14-04	Syracuse (#25 USAT)	L	91-74
2-18-04	at Connecticut (#8 AP, #8 USAT)	L	76-63
2-21-04	at Providence (#19 AP, #17 USAT)	L	70-57

## 2004-05

12-4-04	at Florida (#19 AP, #18 USAT)	W	72-65
1-6-05	at Georgia Tech (#9 AP, #10 USAT)	L	80-69
1-9-05	NC State (#24 USAT)	W	67-66
1-19-05	Duke (#4 AP, #4 USAT)	L	92-83
1-22-05	at North Carolina (#6 AP, #6 USAT)	L	87-67
1-29-05	at Wake Forest (#5 AP, #5 USAT)	L	94-82
2-5-05	Maryland (#22 AP, #24 USAT)	W (OT)	75-73
2-15-05	Wake Forest (#5 AP, #5 USAT)	L	68-63
3-3-05	at Duke (#6 AP, #6 USAT)	L	83-59

## ALL-TIME:

HIGHEST RANKED OPPONENT BEATEN ON ROAD:  
#2-Connecticut, 73-71 (2-20-99)

HIGHEST RANKED OPPONENT BEATEN AT HOME:  
#2-Duke, 71-69 (12-21-62)

## SINCE THE RE-BIRTH IN 1985-86:

HIGHEST RANKED OPPONENT BEATEN ON ROAD:  
#2-Connecticut, 73-71 (2-20-99)

HIGHEST RANKED OPPONENT BEATEN AT HOME:  
#8-Connecticut, 76-67 (1-6-98)

## UM vs. RANKED TEAMS ALL-TIME:

Home:	22-36 (.379)
at Convocation Center:	3-4 (.428)
Away:	8-48 (.143)
Neutral:	1-11 (.083)
Total:	31-95 (.246)

## UM vs. RANKED TEAMS SINCE THE REBIRTH (1985-86):

Home:	19-29 (.396)
Away:	8-41 (.163)
Neutral:	1-11 (.083)
Total:	28-81 (.257)

## UM vs. RANKED OPPONENTS SINCE JOINING ACC (2004-05):

ACC:	2-6 (.250)
Home:	2-2 (.500)
Away:	0-4 (.000)
Tournament:	0-0 (.000)

NON-CONFERENCE:	1-0 (1.000)
Home:	0-0 (.000)
Away:	1-0 (1.000)
Neutral:	0-0 (.000)

Total: 3-6 (.333)

# ● Miami in the Men's Basketball National Rankings

Week	AP Poll	UPI Poll	Week	AP Poll	USA Today/ESPN Poll	Week	AP Poll	USA Today/ESPN Poll
<b>1959-60</b>			<b>1997-98</b>			<b>2001-02</b>		
12/30/59	15th	—	Preseason	—	—	Preseason	—	ARV (16 pts-36th)
1/5/60	14th	—	11/17/97	—	no poll	11/12/01	No Poll	ARV (13 pts-T36th)
1/13/60	15th	—	11/24/97	ARV (27 pts-37th)	—	11/19/01	ARV (1 pt-T50th)	ARV (10 pts-T39th)
1/19/60	11th	—	12/1/97	ARV (31 pts-36th)	ARV (9 pts-42nd)	11/26/01	ARV (3 pts-T49th)	ARV (10 pts-T37th)
1/27/60	11th	—	12/8/97	ARV (60 pts-30th)	ARV (28 pts-29th)	12/3/01	ARV (6 pts-T45th)	ARV (12 pts-T37th)
2/3/60	N/A	—	12/15/97	ARV (78 pts-30th)	ARV (19 pts-33rd)	12/10/01	ARV (29 pts-T36th)	ARV (24 pts-T34th)
2/10/60	10th	—	12/22/97	ARV (80 pts-31st)	ARV (18 pts-33rd)	12/17/01	ARV (153 pts-26th)	ARV (54 pts-26th)
2/16/60	10th (3 first place votes)	—	12/29/97	ARV (19 pts-34th)	ARV (16 pts-32nd)	12/24/01	24th (277 pts)	23rd (109 pts)
2/24/60	9th (2 first place votes)	—	1/5/98	ARV (38 pts-27th)	ARV (29 pts-29th)	12/31/01	21st (471 pts)	21st (175 pts)
3/1/60	8th (7 first place votes)	—	1/12/98	ARV (95 pts-26th)	ARV (41 pts-26th)	1/7/02	21st (378 pts)	20th (172 pts)
Final Rankings	10th	—	1/19/98	ARV (4 pts-43rd)	ARV (5 pts-39th)	1/14/02	24th (265 pts)	20th (164 pts)
<b>1962-63</b>			1/26/98	—	ARV (11 pts-32nd)	1/21/02	22nd (424 pts)	19th (209 pts)
12/27/62	HM	—	2/9/98	ARV (5 pts-41st)	—	1/28/02	15th (642 pts)	16th (275 pts)
1/2/63	HM	15th	2/23/98	ARV (1 pt-46th)	—	2/4/02	12th (736 pts)	11th (344 pts)
1/9/63	HM	—	3/1/98	ARV (2 pts-43rd)	—	2/11/02	13th (728 pts)	11th (419 pts)
1/16/63	—	HM	Final	no poll	—	2/18/02	17th (548 pts)	13th (348 pts)
1/23/63	HM	—	<b>1998-99</b>			2/25/02	22nd (308 pts)	18th (217 pts)
1/30/63	—	18th	Preseason	ARV (12 pts-44th)	ARV (9 pts-36th)	3/3/02	20th (427 pts)	16th (251 pts)
2/12/63	HM	—	11/16/98	ARV (16 pts-35th)	no poll	3/10/02	21st (348 pts)	21st (189 pts)
2/26/93	HM	—	11/23/98	ARV (20 pts-34th)	—	Final	No poll	ARV (66 pts-27th)
<b>1963-64</b>			11/30/98	ARV (16 pts-36th)	—	<b>2002-03</b>		
12/24/63	—	HM	12/6/98	ARV (16 pts-43rd)	—	Preseason	—	ARV (1 pt-T57th)
1/7/64	—	HM	12/13/98	ARV (10 pts-48th)	ARV (1 pt-58th)	Nov. 18	—	No Poll
<b>1964-65</b>			12/20/98	ARV (2 pts-54th)	—	Nov. 25	—	ARV (3 pts-50th)
Pre-Season	HM	16th	12/27/98	ARV (3 pts-52nd)	—	Dec. 2	—	ARV (4 pts-T41st)
12/23/64	—	HM	1/4/99	ARV (25 pts-31st)	ARV (25 pts-27th)	<b>2004-05</b>		
1/6/65	—	HM	1/11/99	ARV (47 pts-30th)	ARV (8 pts-35th)	Dec. 6	ARV (4 pts-T40th)	—
1/20/65	—	T19th	1/18/99	25th (103 pts)	ARV (21 pts-27th)	Dec. 13	ARV (3 pts-T38th)	—
2/3/65	—	HM	1/25/99	23rd (307 pts)	25th (61 pts)	Dec. 20	ARV (3 pts-38th)	—
2/17/65	HM	T19th	2/1/99	25th (156 pts)	ARV (42 pts-26th)	Dec. 27	ARV (3 pts-T36th)	—
2/23/65	HM	17th	2/8/99	16th (581 pts)	21st (142 pts)	Jan. 3	ARV (3 pts-T36th)	—
3/3/65	HM	HM	2/15/99	15th (824 pts)	16th (279 pts)	Jan. 10	ARV (9 pts-38th)	—
<b>1967-68</b>			2/22/99	11th (1056 pts)	13th (382 pts)	Jan. 17	ARV (30 pts-29th)	—
2/28/68	HM	—	3/1/99	9th (1230 pts)	10th (473 pts)	Jan. 24	ARV (1 pt-48th)	—
<b>1987-88</b>			3/8/99	10th (1089 pts)	12th (444 pts)	Feb. 7	ARV (1 pt-T46th)	—
Pre-Season	ARV	ARV	Final	no poll	T12th (296 pts)	Feb. 14	ARV (6 pts-40th)	—
<b>1995-96</b>			<b>1999-00</b>			ARV-Also Receiving Votes		
12/11/95	ARV (2 pts)	—	Preseason	25th (222 points)	24th (118 points)	HM-Honorable Mention		
12/18/95	—	ARV (1 pt)	11/15/99	ARV (172 pts-26th)	no poll	Highest Associated Press Ranking: #8 (Week of 3/1/60)		
<b>1996-97</b>			11/22/99	ARV (168 pts-26th)	24th (94 points)	Highest Coaches Poll Ranking: #10 (Week of 3/1/99)		
Pre-Season	—	ARV (3 pts-60th)	11/29/99	ARV (126 pts-26th)	25th (71 points)	Most First Place Votes-7 AP (Week of 3/1/60)		
1/12/97	—	ARV (1 pt-Tied 49th)	12/6/99	ARV (36 pts-31st)	ARV (14 pts-32nd)	Most Consecutive Weeks Ranked in AP Poll:		
1/19/97	ARV (19 pts-38th)	ARV (9 pts-41st)	12/13/99	ARV (15 pts-36th)	ARV (6 pts-35th)	12 (12/24/01-3/10/02)		
1/26/97	ARV (32 pts-31st)	—	12/20/99	ARV (5 pts-39th)	ARV (6 pts-38th)	Most Consecutive Weeks Ranked in Coaches Poll:		
2/4/97	ARV (4 pts-44th)	—	12/27/99	—	ARV (4 pts-42nd)	12 (12/24/01-3/10/02)		
2/10/97	ARV (18 pts-40th)	ARV (2 pts-43rd)	2/21/00	ARV (15 pts-29th)	ARV (2 pts-T41st)			
2/17/97	ARV (3 pts-Tied 47th)	—	2/28/00	ARV (43 pts-26th)	ARV (2 pts-T40th)			
			3/6/00	23rd (185 points)	ARV (34 pts-27th)			
			3/13/00	23rd (181 points)	25th (39 points)			
			Final	No poll	20th (201 points)			
			<b>2000-01</b>					
			Preseason	ARV (2 pts-57th)	ARV (4 pts-55th)			
			11/13/00	—	no poll			
			11/20/00	—	ARV (18 pts-38th)			
			11/27/00	ARV (1 pt-T53rd)	ARV (9 pts-T42nd)			

# ● UM Men's Basketball Network TV Appearances

## 1985-86

1-18-86	Arizona 81, Miami 74 (OT)	CBS
2-22-86	Notre Dame 126, Miami 73	ESPN

## 1986-87

1-17-87	Kansas 82, Miami 47	NBC
2-7-87	Navy 78, Miami 62	CBS
2-26-87	Florida State 108, Miami 84	ESPN

## 1987-88

11-27-87	Michigan 109, Miami 76	ESPN
1-2-88	Georgetown 82, Miami 78	USA Network
2-15-88	Florida 83, Miami 73	USA Network
2-27-88	DePaul 101, Miami 82	NBC
3-8-88	Dayton 90, Miami 89	USA Network

## 1988-89

1-12-89	Miami 87, Kansas 86	ESPN
12-19-89	Arizona 83, Miami 53	ESPN

## 1991-92

1-29-92	Pittsburgh 82, Miami 52	ESPN
2-12-92	Providence 73, Miami 51	ESPN

## 1992-93

1-6-93	Pittsburgh 85, Miami 78	ESPN
2-10-93	Miami 75, Boston College 71	ESPN

## 1993-94

1-12-94	Pittsburgh 83, Miami 55	ESPN
1-26-94	Seton Hall 77, Miami 48	ESPN
2-16-94	Boston College 79, Miami 63	ESPN

## 1994-95

1-11-95	Miami 82, St. John's 79	ESPN
2-22-95	Miami 61, Seton Hall 57	ESPN
3-15-95	Penn State 62, Miami 56	ESPN

## 1995-96

2-14-96	Providence 77, Miami 54	ESPN
2-20-96	Miami 96, St. John's 91 (2OT)	ESPN2
2-28-96	Miami 71, Notre Dame 59	ESPN
3-6-96	Miami 77, Rutgers 67	ESPN2
3-7-96	Georgetown 92, Miami 62	ESPN2

## 1996-97

2-2-97	Rutgers 60, Miami 59	ESPN
2-5-97	Miami 78, Pittsburgh 63	ESPN
2-10-97	Miami 61, Seton Hall 51	ESPN2
3-5-97	Miami 76, St. John's 68 (OT)	ESPN2
3-6-97	Georgetown 63, Miami 59	ESPN2

## 1997-98

12-31-97	Miami 78, Seton Hall 65	ESPN
2-10-98	Syracuse 72, Miami 63	ESPN2
2-18-98	Providence 59, Miami 57	ESPN
3-4-98	Georgetown 62, Miami 56	ESPN
3-13-98	UCLA 65, Miami 62	CBS

## 1998-99

12-5-98	Kentucky 74, Miami 65	CBS
1-13-99	Miami 74, Rutgers 62	ESPN2
1-20-99	Connecticut 70, Miami 68 (OT)	ESPN
2-3-99	Miami 73, St. John's 70	ESPN
2-8-99	Miami 76, Syracuse 63	ESPN
2-20-99	Miami 73, Connecticut 71	CBS
3-4-99	Miami 65, Georgetown 54	ESPN2
3-5-99	St. John's 62, Miami 59	ESPN
3-12-99	Miami 75, Lafayette 54	CBS
3-14-99	Purdue 73, Miami 63	CBS

## 1999-00

12-18-99	North Carolina 78, Miami 68	ESPN
1-17-00	Miami 67, Villanova 66	ESPN
1-29-00	Kentucky 60, Miami 57	CBS
2-7-00	Miami 77, Georgetown 55	ESPN
2-19-00	Miami 63, Connecticut 57	ABC
2-26-00	Miami 55, Notre Dame 52	ESPN
3-5-00	Miami 74, St. John's 70 (OT)	CBS
3-9-00	Miami 61, Notre Dame 58	ESPN2
3-10-00	St. John's 58, Miami 57	ESPN
3-17-00	Miami 75, Arkansas 71	CBS
3-19-00	Miami 75, Ohio State 62	CBS
3-24-00	Tulsa 80, Miami 71	CBS

## 2000-01

12-4-00	North Carolina 67, Miami 45	ESPN2
1-22-01	St. John's 67, Miami 63 (OT)	ESPN
2-1-01	Miami 72, Seton Hall 66	ESPN2
2-10-01	St. John's 85, Miami 79 (OT)	ABC
2-13-01	Miami 68, Syracuse 57	ESPN2
2-17-01	Miami 80, Villanova 62	ESPN
2-24-01	Connecticut 60, Miami 53	ABC
3-7-01	Pittsburgh 78, Miami 69	ESPN

## 2001-02

1-8-02	St. John's 71, Miami 60	ESPN2
2-10-02	Boston College 76, Miami 63	ABC
2-26-02	Miami 81, Providence 65	ESPN2
3-7-02	Miami 84, Georgetown 76 (OT)	ESPN
3-8-02	Pittsburgh 76, Miami 71	ESPN
3-14-02	Missouri 93, Miami 80	CBS

## 2002-03

1-4-03	Miami 64, North Carolina 61 (OT)	ESPN
1-20-03	Miami 77, Connecticut 76	ESPN
1-26-03	Syracuse 54, Miami 49	CBS
2-22-03	Georgetown 74, Miami 72	ESPN
3-8-03	St. John's 76, Miami 73	ESPN
3-12-03	Seton Hall 67, Miami 52	ESPN

## 2003-04

1-7-04	North Carolina 89, Miami 64	ESPN
--------	-----------------------------	------

## 2004-05

1-19-05	Duke 92, Miami 83	ESPN
3-3-05	Duke 83, Miami 59	ESPN

## MIAMI'S ALL-TIME TV RECORD:

ABC	1-3
CBS	5-9
NBC	0-2
ESPN	16-28
ESPN2	10-5
USA	0-3
Total	32-50 (.390)



Dick Vitale and John Saunders were on hand for Miami's matchup with Connecticut in 1999.

# ● All-Time 100-Point/Overtime Games

## Miami 100-Point Games

Date	Opponent	W/L	Miami	Opp.
1/9/52	Florida Southern	W	106	43
1/17/55	Tampa	W	103	76
2/17/55	at Tampa	W	105	89
1/24/57	Kentucky Wesleyan	W	100	95
1/8/58	Stetson	W	103	80
12/3/58	Rollins	W	104	87
12/5/58	Tampa	W	113	71
12/8/58	Florida Southern	W	107	80
1/31/59	Western Kentucky	W	109	95
2/23/59	Morehead State	W	102	85
12/1/59	Rollins	W	110	86
12/3/59	Jacksonville	W	106	98
12/28/59	Brigham Young	W	110	93
1/2/60	South Carolina	WOT	107	106
2/18/60	Florida Southern	W	121	85
2/22/60	Kentucky Wesleyan	W	104	95
2/27/60	Florida State	W	107	89
1/4/61	Miami (Ohio)	W2OT	102	100
2/1/61	Rollins	W	103	75
2/18/61	at Tampa	W	108	99
1/6/62	Oklahoma City	LOT	113	118
12/13/62	Florida Southern	W	116	93
1/9/63	at Jacksonville	W	103	91
1/30/63	at Rollins	W	120	72
2/5/63	Jacksonville	W	112	105
2/9/63	Louisville	W	112	84
2/12/63	Rollins	W	114	75
2/18/63	Tampa	W	112	91
12/3/63	Tampa	W	101	95
12/12/63	at St. Mary's (CA)	W	101	86
12/19/63	Rollins	W	108	90
1/4/64	Rhode Island	W	105	88
1/23/64	La Salle	W	121	99
1/28/64	at Rollins	W	127	85
1/29/64	at Tampa	W	134	104
2/4/64	Jacksonville	W	117	92
2/18/64	Florida Southern	W	120	79
12/1/64	Tampa	W	136	119
1/13/65	Florida Southern	W	124	93
1/16/65	Jacksonville	W	127	99
1/23/65	at Rollins	W	128	92
1/30/65	Oklahoma City	W	115	92
2/2/65	Miami (Ohio)	W	115	95
2/9/65	Tampa	W	141	110
2/13/65	Loyola (N.O.)	W	115	86
2/20/65	Houston	W	103	91
2/23/65	Rollins	W	148	79
12/1/65	Tampa	W	120	91
12/18/65	Ohio University	W	105	100
1/28/66	at Florida Southern	W	101	80
2/12/66	Jacksonville	W	117	104
2/28/66	Florida State	W	112	90
3/5/66	La Salle	W	108	102
1/10/67	Oklahoma City	W	111	109
1/14/67	Jacksonville	W	106	86
1/19/67	Florida Southern	W	102	83
3/1/67	Florida State	W	110	90
12/6/67	at Hawaii	W	102	83
12/12/67	Tampa	W	104	103
12/27/67	Dartmouth	W	100	81
12/28/67	New York University	W	102	91
1/6/68	Pittsburgh	W	100	84
2/10/68	Florida A&M	W	108	98
2/24/68	Creighton	W	106	93
1/5/70	Rhode Island	W	105	95
1/23/70	at Florida Southern	W	103	92
2/7/70	Florida A&M	W	118	111
2/17/70	La Salle	W	103	96
1/8/71	at Florida State	L	106	114
2/27/71	Florida State	W	100	94
1/31/86	vs. Brooklyn College	W	102	93
1/9/87	vs. PR-Rio Piedras	W	111	64
2/18/87	Florida International	W	102	81
2/28/87	Coppin State	W	115	76
12/21/87	Alabama State	W	110	107
12/29/87	vs. American University	W	104	70
3/5/88	Central Florida	W	100	80
11/25/88	MD-Eastern Shore	W	108	80
11/28/88	Oral Roberts	W	108	103

12/10/88	Duke	L	102	117
12/16/88	Long Island University	W	102	66
12/28/88	vs. Pennsylvania	W	102	69
1/28/89	Marquette	W	106	90
2/4/89	Brigham Young	W	107	86
2/6/89	South Florida	W-2OT	106	104
2/8/89	Tennessee Tech	W	111	101
2/22/89	at Texas	L	104	123
3/2/89	Savannah State	W	107	98
1/1/90	at George Mason	W-OT	101	91
1/18/90	Florida State	W-2OT	101	97
2/16/99	Villanova	W	103	82
11/30/99	Bethune-Cookman	W	102	75
1/19/02	Providence	W-2OT	102	96
1/3/04	Savannah State	W	105	65

## Opponent 100-Point Games

Date	Opponent	W/L	Miami	Opp.
1/25/52	Western Kentucky	L	74	102
12/21/53	Ohio State	L	81	106
2/11/54	at Stetson	L	56	108
2/20/56	Morehead State	L	89	102
12/3/56	Kentucky	L	75	114
12/8/56	at Akron	L	80	106
2/5/59	at Stetson	L	97	110
1/2/60	South Carolina	WOT	107	106
3/8/60	vs. Western Kentucky	L	84	107
12/10/60	at Brigham Young	L	80	112
1/4/61	Miami (Ohio)	W2OT	102	100
12/4/61	at Morehead State	L	81	107
1/6/62	Oklahoma City	LOT	113	118
1/30/62	at Tampa	L	95	113
2/10/62	Loyola (N.O.)	L	70	113
2/5/63	Jacksonville	W	112	105
3/19/63	vs. Providence	L	96	106
1/9/64	at Florida	L	91	114
1/29/64	at Tampa	W	134	104
12/1/64	at Tampa	W	136	119
2/9/65	Tampa	W	141	110
12/9/65	at San Francisco	L	89	105
12/18/65	Ohio University	W	105	100
1/12/66	at Florida	L	66	111
2/12/66	Jacksonville	W	117	104
2/17/66	at Houston	L	96	111
3/5/66	La Salle	W	108	102
12/3/66	Florida	L	88	113
1/10/67	Oklahoma City	W	111	109
2/18/67	Houston	L	86	105
12/7/67	at Hawaii	L	76	110
12/12/67	Tampa	W	104	103
1/12/68	at Florida State	L	93	122
2/15/68	at Houston	L	64	106
12/6/68	vs. Florida State	L	84	111
12/7/68	vs. Florida	L	62	111
12/12/69	at UCLA	L	69	127
1/9/70	at Florida State	L	63	114
1/10/70	at Jacksonville	L	87	121
1/24/70	at Stetson	L	88	116
1/29/70	at Tulane	L	90	105
2/7/70	Florida A&M	W	118	111
2/12/70	at Centenary	L	86	107
2/14/70	at Houston	L	98	118
2/28/70	Florida State	L	96	112
3/4/70	Jacksonville	L	97	108
12/29/70	at Maryland	L	77	111
1/8/71	at Florida State	L	106	114
1/9/71	at Jacksonville	L	82	124
1/23/71	at Creighton	L	84	104
2/6/71	Loyola (N.O.)	L	88	107
12/21/85	at UCLA	L	64	109
2/19/86	at Duke	L	82	102
2/22/86	Notre Dame	L	73	126
12/6/86	at North Carolina	L	77	122
2/26/87	at Florida State	L	84	108
11/27/87	vs. Michigan	L	76	109
12/21/87	Alabama State	W	110	107
12/30/87	vs. Purdue	L	82	110
1/6/88	at Duke	L	69	107
2/27/88	DePaul	L	82	101
11/28/88	Oral Roberts	W	108	103
12/10/88	Duke	L	102	117

12/19/88	at Florida	L	81	101
1/7/89	at Georgetown	L	79	112
1/24/89	Providence	L	91	106
2/1/89	New Mexico	L	93	110
2/6/89	South Florida	W2OT	106	104
2/8/89	Tennessee Tech	W	111	101
2/22/89	at Texas	L	104	123
1/10/90	Kansas	L	73	100
1/27/90	at Notre Dame	L	60	107
2/21/90	at Providence	L	67	101
12/27/90	Miami (Ohio)	L2OT	99	101

## All-Time Overtime Game Results

Season	Date	Opponent	W/L	Score
1948-49	12/29/48	Princeton	L-2OT	55-62
1950-51	1/12/51	Tampa	L-OT	75-77
	2/6/51	La Salle	W-OT	77-75
1953-54	2/13/54	at Florida Southern	W-2OT	77-70
1958-59	12/30/58	Miami (Ohio)	L-OT	87-89
1959-60	1/2/60	South Carolina	W-OT	107-106
	1/13/60	at Jacksonville	W-OT	78-70
1960-61	1/4/61	Miami (Ohio)	W-2OT	102-100
	1/16/61	at Jacksonville	W-OT	93-84
1961-62	1/6/62	Oklahoma City	L-OT	113-118
1962-63	11/30/62	Florida	W-OT	91-87
	1/12/62	at Florida State	L-OT	74-77
1963-64	12/14/63	at Nevada	W-OT	81-78
	12/28/63	vs. Syracuse	L-OT	85-86
	2/15/64	at Loyola (N.O.)	W-OT	97-90
1965-66	12/28/65	Louisville	L-OT	84-85
1968-69	2/1/69	Morehead State	W-OT	92-91
	3/1/69	Florida State	L-OT	86-89
1969-70	2/13/70	at Pepperdine	L-OT	90-93
1970-71	2/19/71	vs. Oklahoma City	L-OT	91-94
	1/29/71	at Florida Southern	L-OT	95-96
1985-86	1/18/86	Arizona	L-OT	74-81
1986-87	12/29/86	vs. Yale	W-OT	78-75
	1/24/87	Marquette	W-OT	91-89
	1/31/87	at San Diego State	W-OT	83-82
1987-88	2/1/88	vs. Marist	W-OT	76-86
	2/4/88	Monmouth	L-OT	62-64
1988-89	1/3/89	at Rutgers	W-OT	99-94
	2/6/89	South Florida	W-2OT	106-104
1989-90	1/1/90	at George Mason	W-OT	101-91
	1/18/90	Florida State	W-2OT	101-97
1990-91	12/19/90	at Southern Methodist	L-2OT	88-93
	12/27/90	vs. Miami (Ohio)	L-2OT	99-101
	2/11/91	Memphis State	L-OT	82-83
1991-92	3/4/92	Seton Hall	L-OT	82-90
1994-95	2/25/95	at Boston College	W-OT	77-71
	2/28/95	Pittsburgh	W-OT	76-68
1995-96	12/23/95	Clemson	L-OT	52-66
	2/20/96	at St. John's	W-2OT	96-91
1996-97	1/18/97	Georgetown	W-OT	68-65
	3/5/97	vs. St. John's	W-OT	76-68
1998-99	1/20/99	Connecticut	L-OT	68-70
1999-00	3/5/00	St. John's	W-OT	74-70
2001-02	1/15/02	Pittsburgh	W-OT	76-69
	1/19/02	Providence	W-2OT	102-96
	3/7/02	vs. Georgetown	W-OT	84-76
2002-03	12/3/02	at Florida Atlantic	L-OT	73-74
	12/21/02	vs. Florida	L-2OT	93-94
	1/4/03	North Carolina	W-OT	64-61
	1/11/03	at Connecticut	L-OT	80-83
	2/8/03	Villanova	L-OT	67-72
2003-04	1/10/04	Pittsburgh	L-2OT	80-84
	1/31/04	Georgetown	L-OT	80-87
	2/4/04	at Rutgers	L-OT	70-72
	2/11/04	Boston College	L-OT	72-74
2004-05	11/27/04	vs. Xavier	L-OT	70-83
	2/6/05	Maryland	W-OT	75-73

Anthony King





# ● Team Records

Game	
<b>Most Points Scored:</b> vs. Rollins, 1965	148
<b>Most Points Scored Against:</b> by UCLA, 1970	127
<b>Other Top Scoring Games</b> vs. Rollins, 1963	144
vs. Tampa, 1965	141
vs. Tampa, 1965	136
vs. Tampa, 1964	134
vs. Rollins, 1965	128
vs. Jacksonville, 1965	127
vs. Rollins, 1964	127
vs. Florida Southern, 1965	124
vs. La Salle, 1964	121
vs. Florida Southern, 1960	121
<b>Most Points in Loss:</b> vs. Oklahoma City, 1962	113
<b>Largest Margin of Victory:</b> vs. Rollins, 1965	69
<b>Biggest Total Score:</b> vs. Tampa, 1965	255
<b>Most Players Scoring in a Game:</b> vs. Florida A&M, 1995	14
<b>Most Field Goals Made:</b> vs. Rollins, 1965	60
<b>Highest Field Goal Percentage:</b>	
vs. Coppin State (24 of 36), 1988	.667
vs. Bethune-Cookman (32 of 48), 1989	.667
<b>3-Point Field Goals Made:</b> vs. Georgetown, 1993	15
<b>3-Point Field Goal Attempts:</b> vs. Notre Dame, 2002	34
<b>3-Point Field Goal Percentage:</b> vs. Connecticut (7 of 8), 1992	.875
<b>Most Free Throws Made:</b> vs. Tampa, 1956	46
<b>Most Free Throws Attempted:</b> vs. Kentucky-Wesleyan, 1957	61
<b>Highest Free Throw Percentage:</b>	
vs. Maryland (18 of 18), 1965	1.000
vs. Creighton (32 of 33), 1964	.970
<b>Most Rebounds:</b> vs. Northeastern Illinois, 1995	61
<b>Most Assists:</b> vs. Lehigh, 1991	29
<b>Most Steals:</b> vs. Savannah State, 2002	21
<b>Most Blocked Shots (Game):</b> vs. Hartford, 1996	17
<b>Most Blocked Shots (Half):</b> vs. Hartford (1st half), 1996	13
<b>Most Turnovers:</b> vs. Georgetown, 1996	32
<b>Most Personal Fouls:</b> vs. Tampa, 1962	36
<b>Most Total Personal Fouls (both teams):</b> vs. Tampa, 1965	73
<b>Fewest Personal Fouls:</b> vs. Rollins, 1962	5
<b>Fewest Total Personal Fouls (both teams):</b> vs. Rollins, 1962	13
Miscellaneous	
<b>Most Consecutive Games with a Three-Point FGM:</b> 1991-01	278

Season	
<b>Most Victories:</b> 2001-02	24
<b>Most Defeats:</b> 1991-92	24
<b>Longest Winning Streak:</b> 1946-47, 2001-02	14
<b>Longest Losing Streak:</b> 1993-94	17
<b>Most Games Over 100 Points:</b> 1988-89	11
Opp: 1988-89	10
<b>Most Points:</b> 1988-89	2,809
Opp: 1988-89	2,778
<b>Highest Scoring Average:</b> 1964-65	98.4
Opp: 1969-70	96.9
<b>Most Rebounds:</b> 1962-63	1,559
Opp: 1959-60	1,398
<b>Most Field Goals Made:</b> 1988-89	1,024
Opp: 1988-89	1,040
<b>Most Field Goals Attempted:</b> 1963-64	2,194
Opp: 1967-68	2,138
<b>Field Goal Percentage:</b> 1988-89 (1,024-2,083)	.492
Opp: 1988-89 (1,040-2,129)	.488
<b>3-Point Field Goals Made:</b> 2001-02	236
Opp: 2001-02	236
<b>3-Point Field Goals Attempted:</b> 2001-02	684
Opp: 2001-02	673
<b>3-Point Field Goal Percentage:</b> 1986-87, (127-332)	.383
Opp: 1986-87, (151-370)	.408
<b>Most Free Throws Made:</b> 1959-60	663
Opp: 1955-56	597
<b>Most Free Throws Attempted:</b> 1956-57	914
Opp: 1955-56	909
<b>Free Throw Percentage:</b> 1964-65 (642-807)	.796
Opp: 1969-70, (537-743)	.723
<b>Most Assists:</b> 1988-89	583
Opp: 1988-89	516
<b>Most Steals:</b> 1988-89	287
Opp: 1987-88	288
<b>Most Blocked Shots:</b> 2001-02	190
Opp: 2000-01	144
<b>Most Turnovers:</b> 1998-99	575
Opp: 1999-00	615
<b>Most Personal Fouls:</b> 1991-92	701
Opp: 2001-02	609

# ● Individual Game Records

## Points Scored

Rick Barry vs. Rollins, 1965	59
Rick Barry vs. Tampa, 1965	55
Rick Barry vs. Florida Southern, 1965	54
Rick Barry vs. Jacksonville, 1964	52
Rick Barry vs. Tampa, 1965	51
Rick Barry vs. Oklahoma City, 1965	51
Rick Barry vs. Rollins, 1964	50
Rick Barry vs. Houston, 1965	50
Mike McCoy vs. Rollins, 1963	48
Sy Chadroff vs. Rollins, 1952	47

## Field Goals Made

Rick Barry vs. Houston, 1965	21
Rick Barry vs. Rollins, 1965	20
Rick Barry vs. Rollins, 1965	20
Mike McCoy vs. Rollins, 1963	20
Rick Barry vs. Rollins, 1964	19
Rick Barry vs. Jacksonville, 1964	19
Rick Barry vs. Oklahoma City, 1965	19
Mike Wittman vs. Oklahoma City, 1965	19
Sy Chadroff vs. Rollins, 1952	18
John Dampier vs. Army, 1964	18
Rick Barry vs. Yale, 1965	18
Wayne Beckner vs. Tampa, 1965	18
Steve Rich vs. St. John's, 1996	18

## 3-Point Field Goals Made

Johnny Hemsley vs. Lafayette, 1999	9
Samarr Logan vs. Boston College, 1990	8
Darius Rice vs. Virginia Tech, 2001	7
Darius Rice vs. Connecticut, 2003	7
Robert Hite vs. Florida International, 2004	7

## 3-Point Field Goals Attempted

Darius Rice vs. Virginia Tech, 2001	15
Marcus Barnes vs. Connecticut, 2001	14
Darius Rice vs. Florida State, 2003	13
Steven Edwards vs. Robert Morris, 1994	13
Steven Edwards vs. Boston College, 1996	13
10 occasions	12

## 3-Point Field Goal Percentage

(Minimum 4 Attempts)

Trevor Burton vs. Georgetown, 1993 (5-5)	1.000
<b>Robert Hite vs. VA Tech, 2004 (5-5)</b>	<b>1.000</b>
Samarr Logan vs. Davidson, 1990 (5-5)	1.000
Levertis Williams vs. FIU, 1988 (5-5)	1.000
Jerome Scott vs. Pittsburgh, 1992 (4-4)	1.000
Joel Warren vs. Marist, 1988 (4-4)	1.000
Jake Morton vs. Georgetown, 1993 (5-6)	.833
Steve Frazier vs. FAU, 1995 (5-6)	.833
<b>Robert Hite vs. UMass, 2004 (5-6)</b>	<b>.833</b>
Jake Morton vs. BYU, 1989 (4-5)	.800
Jake Morton vs. Stanford, 1989 (4-5)	.800
Kevin Presto vs. BYU, 1989 (4-5)	.800
Trevor Burton vs. Davidson, 1991 (4-5)	.800
Joe Ross vs. Florida, 1991 (4-5)	.800

## Free Throws Made

Ron Godfrey vs. Okla. City, 1960	22
Rick Barry vs. Florida Southern, 1965	22
Rick Barry vs. St. Joseph's (PA), 1964	19
Rick Barry vs. Rollins, 1965	19
Joe Munley vs. Ky.-Wesleyan, 1957	17
Rick Barry vs. San Francisco, 1964	17
Rick Barry vs. St. Mary's, 1965	17
Rick Barry vs. Tampa, 1965	17
Dick Hickox vs. Stetson, 1959	16
8 occasions	15

## Rebounds

Rick Barry vs. Oklahoma City, 1965	29
Wayne Canaday vs. Bucknell, 1969	28
Harry Manushaw vs. Florida St., 1959	27
Rick Barry vs. Rollins, 1965	27
Harry Manushaw vs. Morehead St., 1959	26
Rick Barry vs. Cornell, 1963	25
Rusty Parker vs. Florida State, 1968	25
Harry Manushaw vs. Toronto, 1959	24
Rick Barry vs. Houston, 1965	24
Rick Barry vs. Tampa, 1965	24
Wayne Beckner vs. Rollins, 1963	24

## Assists

Michael Gardner vs. Pittsburgh, 1993	14
John Salmons vs. Notre Dame, 2002	13
Bryan Hughes vs. The Citadel, 1985	13
Vernon Jennings vs. Bethune-Cookman, 2000	12
Vernon Jennings vs. Pittsburgh, 1999	12
Thomas Hocker vs. Florida State, 1990	12
Thomas Hocker vs. Tulane, 1990	12
John Salmons vs. St. John's, 2002	11
Vernon Jennings vs. Notre Dame, 2000	11
Vernon Jennings vs. Syracuse, 1999	11
Kevin Norris vs. Florida Atlantic, 1997	11
Michael Gardner vs. Syracuse, 1993	11
Jerome Scott vs. St. Joseph's (PA), 1991	11
Kevin Presto vs. Alabama State, 1987	11
9 occasions	10

## Steals

Jerome Scott vs. FIU, 1991	9
Vernon Jennings vs. West Virginia, 2000	7
12 occasions	6

## Blocked Shots

<b>Anthony King vs. Florida Atlantic, 2004</b>	<b>13</b>
Constantin Popa vs. Florida Atlantic, 1992	8
Tim James vs. West Virginia, 1996	8
James Jones vs. FIU, 2001	8
Tito Horford vs. South Carolina, 1987	7
Constantin Popa vs. Beth.-Cookman, 1993	7
Constantin Popa vs. St. John's, 1995	7
James Jones vs. FAU, 2000	7
James Jones vs. North Carolina, 2003	7

Returning Players in **Bold**

## Opponent's Individual Single-Game Highs

**Most Points:** 58, Danny Ferry (Duke), 12-10-88  
**Most Field Goals Made:** 23, Danny Ferry (Duke), 12-10-88  
**Most Field Goals Attempted:** 31, Victor Page (Georgetown), 3-6-97  
**Highest FG%:** 1.000 (11-11), Hakim Warrick (Syracuse), 2-14-04  
**Most 3-PT FGM:** 9, Mike Hargett (George Mason), 11-23-90  
**Most 3-PT FGA:** 16, Billy Donovan (Providence), 1-20-87;  
 Jerome Coleman (Rutgers), 2-17-02  
**Highest 3-PT FG%:** 1.000 (5-5), Jerry McCullough (Pittsburgh), 1-12-94  
**Most Free Throws Made:** 17, Jason Lawson (Villanova), 3-5-94; Troy Bell (Boston College), 1-13-01

**Most Free Throws Attempted:** 21, Jason Lawson (Villanova), 3-5-94  
**Highest FT%:** 1.000 (17-17), Troy Bell (Boston College), 1-13-01  
**Most Rebounds:** 24, Darrell Coleman (South Florida), 3-1-88  
**Most Assists:** 14, Tommy Amaker (Duke), 2-19-86;  
 Brandon Knight (Pittsburgh), 3-8-02  
**Most Turnovers:** 11, Zlatko Savovic (Lehigh), 12-27-01  
**Most Blocked Shots:** 13, Kyle Davis (Auburn), 3-14-01  
**Most Steals:** 8, Eric Murdock (Providence), 1-27-88

# ● Individual Game Records

## Field Goals Attempted

(Since 1985-86)

Johnny Hemsley vs. North Carolina, 1999	30
Darius Rice vs. Connecticut, 2003	27
Joe Wylie vs. George Mason, 1990	26
Steve Rich vs. St. John's, 1996	25
Dennis Burns vs. Dayton, 1988	25
Joe Wylie vs. South Florida, 1991	24
Dennis Burns vs. New Mexico, 1989	24
Dennis Burns vs. Oral Roberts, 1989	24
<b>Robert Hite vs. Florida Atlantic, 2004</b>	<b>24</b>
Darius Rice vs. Virginia Tech, 2001	23
Tim James vs. Seton Hall, 1999	23
Tim James vs. Georgia Tech, 1997	23
Eric Brown vs. South Florida, 1989	23
Dennis Burns vs. Duke, 1986	23
Johnny Hemsley vs Memphis, 1999	23

## Field Goal Percentage

(Since 1985-86)

Alex Fraser vs. Providence, 1997 (6-6)	1.000
Alex Fraser vs. Syracuse, 1996 (6-6)	1.000
Jamal Johnson vs. Florida A&M, 1993 (6-6)	1.000
Rafael Berumen vs. New Hampshire, 2002 (5-5)	1.000
Elton Tyler vs. Florida Atlantic, 1999 (5-5)	1.000
Anthony Rosa vs. Seton Hall, 1994 (5-5)	1.000
<b>Anthony King vs. Virginia Tech, 2005 (5-5)</b>	<b>1.000</b>
Samarr Logan vs. George Mason, 1990 (5-5)	1.000
Eric Brown vs. Alabama State, 1987 (15-16)	.937
Eric Brown vs. Bethune Cookman, 1988 (12-13)	.923
Tim James vs. Memphis, 1997 (11-12)	.917
Trevor Burton vs. Maine, 1991 (11-12)	.917

## Free Throws Attempted

(Since 1985-86)

Eric Brown vs. Brigham Young, 1989	19
Eric Brown vs. Providence, 1987	17
Eric Brown vs. Marquette, 1989	17
Eric Brown vs. Tennessee Tech, 1989	17
John Salmons vs. West Virginia, 2001	16
Clifton Clark vs. Florida Atlantic, 2004	16
Steven Edwards vs. St. John's, 1995	16
Hammie Ward at Tennessee, 1991	16
Eric Brown vs. Virginia Commonwealth, 1988	16
Eric Brown vs. Bethune Cookman, 1988	16

## Free Throw Percentage

(Since 1985-86)

<b>Guillermo Diaz v. Virginia, 2005 (10-10)</b>	<b>1.000</b>
<b>Robert Hite vs. Rutgers, 2004 (10-10)</b>	<b>1.000</b>
Johnny Hemsley vs. Georgia State, 1997 (10-10)	1.000
Kevin Norris vs. Buffalo, 1996 (10-10)	1.000
Steve Edwards vs. Villanova, 1993 (10-10)	1.000
Joe Wylie vs. West Virginia, 1991 (10-10)	1.000
Lemuel Howard vs. Duquesne, 1988 (10-10)	1.000
Darius Rice vs. Providence, 2002 (9-9)	1.000
John Salmons vs. Villanova, 2001 (9-9)	1.000
10 occassions (8-8)	1.000



Guillermo Diaz was 10-10 from the line against Virginia last season.



Last season Robert Hite shot .866 from the line placing him third on UM's all-time single-season list.

# ● Individual Season Records

## Points Scored

Rick Barry, 1964-65 (26)	973
Rick Barry, 1963-64 (27)	870
Eric Brown, 1988-89 (31)	765
Don Curnutt, 1969-70 (25)	709
Don Curnutt, 1968-69 (24)	662
Don Curnutt, 1967-68 (28)	635
Dick Hickox, 1959-60 (27)	596
Mike Wittman, 1966-67 (26)	585
Mike Wittman, 1965-66 (26)	567
Rusty Parker, 1967-68 (28)	558

## Scoring Average

Rick Barry, 1964-65 (26)	37.4
Rick Barry, 1963-64 (27)	32.1
Don Curnutt, 1969-70 (25)	28.4
Don Curnutt, 1968-69 (24)	27.6
Eric Brown, 1988-89 (31)	24.7
Don Curnutt, 1967-68 (28)	22.7
Mike Wittman, 1966-67 (26)	22.3
Dick Hickox, 1959-60 (27)	22.1
Mike Wittman, 1965-66 (26)	21.8
Sy Chadroff, 1951-52 (22)	20.9

## Field Goals Made

Rick Barry, 1964-65 (26)	340
Rick Barry, 1963-64 (27)	314
Don Curnutt, 1969-70 (25)	283
Don Curnutt, 1967-68 (28)	268
Don Curnutt, 1968-69 (24)	262
Eric Brown, 1988-89 (31)	255
Mike McCoy, 1962-63 (28)	237
Dick Hickox, 1959-60 (27)	219
Mike Wittman, 1966-67 (26)	219
Tim James, 1998-99 (30)	215

## Field Goals Attempted

Rick Barry, 1964-65 (26)	651
Don Curnutt, 1969-70 (25)	644
Don Curnutt, 1968-69 (24)	613
Rick Barry, 1963-64 (27)	572
Don Curnutt, 1967-68 (28)	559
Mike McCoy, 1962-63 (28)	530
Johnny Hemsley, 1999-00 (30)	488
Dick Miani, 1955-56 (26)	488
Mike McCoy, 1961-62 (26)	485
John Dampier, 1963-64 (27)	483
Dick Hickox, 1959-60 (27)	460

## Field Goal Percentage

### (Minimum 200 Attempts)

Mario Bland, 1997-98 (122-200)	.610
Mario Bland, 1998-99 (125-212)	.590
Eric Brown, 1988-89 (255-437)	.584
Elton Tyler, 2001-02 (149-257)	.580
Eric Brown, 1987-88 (193-333)	.580
Rusty Parker, 1965-66 (140-254)	.551
Rick Barry, 1963-64 (314-572)	.549
Tito Horford, 1987-88 (176-326)	.540
Steve Rich, 1995-96 (107-202)	.530
Tim James, 1995-96 (117-221)	.529
Constantin Popa, 1992-93 (145-275)	.527
Constantin Popa, 1994-95 (126-239)	.527
Rusty Parker, 1967-68 (214-406)	.527

## 3-Point Field Goals Made

Steven Edwards, 1992-93 (27)	79
Marcus Barnes, 2001-02 (32)	79
Darius Rice, 2001-02 (32)	76
<b>Robert Hite, 2004-05 (29)</b>	<b>72</b>
Johnny Hemsley, 1998-99 (30)	70
Kevin Presto, 1986-87 (31)	69
Darius Rice, 2002-03 (28)	67
Steven Edwards, 1995-96 (28)	65
Johnny Hemsley, 1999-00 (30)	64
Steven Edwards, 1994-95 (28)	64
Darius Rice, 2000-01 (28)	62

## 3-Point Field Goals Attempted

Marcus Barnes, 2001-02 (32)	229
Darius Rice, 2001-02 (32)	208
Steven Edwards, 1992-93 (27)	207
Johnny Hemsley, 1999-00 (30)	200
Steven Edwards, 1995-96 (28)	200
Steven Edwards, 1994-95 (28)	195
<b>Robert Hite, 2004-05 (29)</b>	<b>189</b>
Darius Rice, 2002-03 (28)	184
Darius Rice, 2000-01 (29)	183
Darius Rice, 2003-04 (28)	180
Johnny Hemsley, 1998-99 (30)	175
Kevin Presto, 1986-87 (31)	170

## 3-Point Field Goal Percentage

### (Minimum 30 Attempts)

Thomas Hocker, 1989-90 (27-55)	.491
James Jones, 2000-01 (41-87)	.471
Samarr Logan, 1989-90 (40-86)	.465
<b>Guillermo Diaz, 2003-04 (34-76)</b>	<b>.461</b>
Mike Noblet, 1986-87 (27-62)	.435
Levertis Williams, 1987-88 (22-52)	.423
Trevor Burton, 1991-92 (18-43)	.419
Thomas Hocker, 1988-89 (13-31)	.419
Kevin Presto, 1986-87 (69-170)	.406
James Jones, 2002-03 (40-100)	.400
Johnny Hemsley, 1998-99 (70-175)	.400
Joel Warren, 1988-89 (13-33)	.394
Ochiel Swaby, 1991-92 (21-54)	.389
Jerome Scott, 1990-91 (33-86)	.384
Steven Edwards, 1992-93 (79-207)	.382
Joe Gordon, 2000-01 (21-55)	.382

## Free Throws Made

Rick Barry, 1964-65 (26)	293
Eric Brown, 1988-89 (31)	246
Rick Barry, 1963-64 (27)	242
Eric Brown, 1987-88 (30)	161
Ron Godfrey, 1959-60 (27)	159
Dick Hickox, 1959-60 (27)	158
Mike Wittman, 1965-66 (26)	151
Mike Wittman, 1966-67 (26)	147
Gene Stage, 1956-57 (26)	145
Don Curnutt, 1969-70 (25)	143
Joe Wylie, 1990-91 (28)	143

## Free Throws Attempted

Rick Barry, 1964-65 (26)	341
Eric Brown, 1988-89 (31)	310
Rick Barry, 1963-64 (27)	287
Eric Brown, 1987-88 (30)	229
Willie Allen, 1970-71 (25)	227
Ron Godfrey, 1959-60 (27)	207
Mike Wittman, 1965-66 (26)	206
Dick Hickox, 1959-60 (27)	198
Joe Wylie, 1990-91 (28)	194
Willie Allen, 1969-70 (26)	188

## Free Throw Percentage

### (Minimum 50 Attempts)

Dod Hammond, 1959-60 (64-73)	.877
Rick Jones, 1965-66 (134-153)	.876
<b>Robert Hite, 2004-05 (71-82)</b>	<b>.866</b>
<b>Robert Hite, 2003-04 (68-79)</b>	<b>.861</b>
Don Curnutt, 1969-70 (143-166)	.861
Rick Barry, 1964-65 (293-341)	.859
Johnny Hemsley, 1999-00 (90-106)	.849
Rick Barry, 1963-64 (242-287)	.843
John Salmons, 2001-02 (123-146)	.842
James Jones, 2001-02 (111-132)	.841
Dick Miani, 1955-56 (139-166)	.837
William Frisby, 2004-05 (61-73)	.836
James Jones, 2002-03 (118-142)	.831
Rick Barry, 1962-63 (131-158)	.829
Wayne Beckner, 1964-65 (106-128)	.828
Don Curnutt, 1967-68 (99-120)	.825
Jack Spisak, 1962-63 (89-109)	.816
James Jones, 2000-01 (60-74)	.811

## Rebounds

Rick Barry, 1964-65 (26)	475
Rick Barry, 1963-64 (27)	448
Harry Manushaw, 1958-59 (25)	372
Rick Barry, 1962-63 (24)	351
Mike McCoy, 1962-63 (28)	350
Mike McCoy, 1961-62 (26)	336
Bill Soens, 1966-67 (26)	330
Wayne Canaday, 1969-70 (26)	327
Edwin Morris, 1955-56 (26)	322
Harry Manushaw, 1959-60 (27)	321
Willie Allen, 1969-70 (26)	320

Returning Players in **Bold**  
Games Played in ( )

# ● Individual Season Records

## Assists

Vernon Jennings, 1999-00 (32)	218
John Salmons, 2001-02 (32)	195
Vernon Jennings, 1998-99 (30)	167
Michael Gardner, 1992-93 (27)	154
Kevin Norris, 1996-97 (29)	142
Thomas Hocker, 1989-90 (27)	139
Kevin Norris, 1997-98 (28)	138
Thomas Hocker, 1987-88 (31)	136
<b>Anthony Harris, 2004-05 (29)</b>	<b>133</b>
Bryan Hughes, 1985-86 (28)	129
Armondo Surratt, 2003-04 (30)	121
Kevin Presto, 1986-87 (31)	117
John Salmons, 2000-01 (29)	115
Jerome Scott, 1990-91 (28)	111
Kevin Norris, 1995-96 (28)	111
Thomas Hocker, 1988-89 (30)	109
Kevin Presto, 1988-89 (31)	104
Steven Edwards, 1992-93 (27)	104
Kevin Norris, 1994-95 (28)	102

## Steals

Jerome Scott, 1991-92 (32)	77
Vernon Jennings, 1999-00 (32)	75
Jerome Scott, 1990-91 (28)	70
<b>Robert Hite, 2003-04 (30)</b>	<b>61</b>
Vernon Jennings, 1998-99 (30)	60
John Salmons, 2001-02 (32)	57
John Salmons, 2000-01 (29)	57
Steven Edwards, 1992-93 (27)	56
Michael Gardner, 1992-93 (27)	52
John Salmons, 1999-00 (34)	50
Kevin Norris, 1994-95 (28)	49
Dennis Burns, 1987-88 (31)	48
Clifton Clark, 1996-97 (29)	47
Kevin Norris, 1996-97 (29)	46
Jake Morton, 1989-90 (28)	45
Kevin Norris, 1995-96 (28)	45
<b>Robert Hite, 2004-05 (29)</b>	<b>45</b>

## Personal Fouls

Hammie Ward, 1991-92 (32)	115
Constantin Popa, 1992-93 (27)	103
Constantin Popa, 1991-92 (32)	101
Kevin O'Riordan, 1970-71 (26)	101
Mike Hutslar, 1969-70 (23)	100
Ron Godfrey, 1960-61 (27)	100
Ron Godfrey, 1959-60 (27)	99
Tim Harvey, 1985-86 (27)	94

## Blocked Shots

<b>Anthony King, 2004-05 (29)</b>	<b>86</b>
Constantin Popa, 1992-93 (27)	85
Tito Horford, 1987-88 (30)	80
James Jones, 2001-02 (32)	78
Tim James, 1998-99 (30)	65
Constantin Popa, 1991-92 (32)	64
Tim James, 1996-97 (29)	64
Constantin Popa, 1993-94 (27)	59
Constantin Popa, 1994-95 (28)	55
James Jones, 2002-03 (28)	50
Tim James, 1995-96 (28)	50
Elton Tyler, 2001-02 (32)	48
Dwayne Wimbley, 2000-01 (29)	48
Tim Harvey, 1985-86 (27)	46
James Jones, 2000-01 (29)	46
Tito Horford, 1986-87 (25)	45
Tim James, 1997-98 (28)	45

## Disqualifications

Ron Godfrey, 1960-61 (27)	9
Bill Soens, 1966-67 (26)	9
Bill Soens, 1967-68 (28)	9
Ed Morris, 1955-56 (26)	8
Ed Morris, 1956-57 (26)	8
Rusty Parker, 1965-66 (26)	8
Mike Hutslar, 1968-69 (24)	8
Mike Hutslar, 1969-70 (23)	8
Tim Harvey, 1985-86 (27)	8
Hammie Ward, 1990-91 (28)	8

## Games Started

Mario Bland, 1999-00 (34)	34
Elton Tyler, 1999-00 (34)	34
John Salmons, 1999-00 (34)	34
John Salmons, 2001-02 (32)	32
James Jones, 2001-02 (32)	32
Elton Tyler, 2001-02 (32)	32
Hammie Ward, 1991-92 (32)	32
Jerome Scott, 1991-92 (32)	32
Vernon Jennings, 1999-00 (32)	31
Darius Rice, 2001-02 (32)	31

## Minutes Played

Vernon Jennings, 1999-00 (32)	1,117
Jerome Scott, 1991-92 (32)	1,108
John Salmons, 1999-00 (34)	1,104
Johnny Hemsley, 1998-99 (30)	1,078
John Salmons, 2001-02 (32)	1,077
Johnny Hemsley, 1999-00 (30)	1,075
Darius Rice, 2001-02, (32)	1,051
James Jones, 2001-02 (32)	1,048
Jerome Scott, 1990-91 (28)	1,034
Kevin Presto, 1986-87 (31)	1,027
Eric Brown, 1988-89 (31)	1,016
Marcus Barnes, 2001-02 (32)	1,001

## 20-Point Games

Rick Barry, 1963-64 (27)	24
Rick Barry, 1964-65 (26)	24
Eric Brown, 1988-89 (31)	24
Don Cumutt, 1968-69 (24)	21
Don Cumutt, 1969-70 (25)	21
Don Cumutt, 1967-68 (28)	19
Dick Hickox, 1959-60 (27)	17
Mike Wittman, 1966-67 (27)	17
Joe Wylie, 1990-91 (28)	15
Mike McCoy, 1961-62 (26)	14

## 30-Point Games

Rick Barry, 1963-64 (27)	19
Rick Barry, 1964-65 (26)	18
Don Cumutt, 1968-69 (24)	11
Don Cumutt, 1969-70 (25)	10
Eric Brown, 1988-89 (31)	9
Rusty Parker, 1967-68 (28)	5
Dick Hickox, 1959-60 (27)	4
John Dampier, 1963-64 (27)	4
Mike Wittman, 1966-67 (26)	4
Don Cumutt, 1967-68 (28)	4



*Rick Barry, who still owns five UM career records, scored a school-record 973 points during the 1964-65 season and is the only player to lead the NCAA, NBA and ABA in single-season scoring.*

Returning Players in **Bold**,  
\* - Records Beginning in 1985-86

# ● Individual Career Records

## Points Scored (FG-FT)

Rick Barry, 1962-65 (816-666).....	2,298
Eric Brown, 1985-89 (805-633).....	2,270
Don Curnutt, 1967-70 (813-380).....	2,006
Darius Rice, 2000-04 (631-343).....	1,865
Tim James, 1995-99 (681-331).....	1,713
Dennis Burns, 1985-89 (690-205).....	1,594
Dick Hickox, 1958-61 (560-409).....	1,529
Johnny Hemsley, 1996-00 (530-164)....	1,497
Steven Edwards, 1992-96 (419-290)....	1,393
Ron Godfrey, 1958-61 (518-348).....	1,384
James Jones, 1999-03 (464-304).....	1,356
Mike Wittman, 1964-67 (492-335).....	1,319
Joe Wylie, 1988-91 (501-289).....	1,297
Willie Allen, 1968-71 (482-329).....	1,293
John Salmons, 1998-02(438-310).....	1,271
Mike McCoy, 1960-63 (524-183).....	1,231
Mario Bland, 1996-00 (450-289).....	1,199
Gene Stage, 1955-58 (450-292).....	1,192
Rusty Parker, 1965-68 (472-246).....	1,190
<b>Robert Hite, 2002-05 (421-174).....</b>	<b>1,159</b>
Kevin Presto, 1985-89 (376-234).....	1,156
Constantin Popa, 1991-95 (452-228)....	1,132
Bob Campbell, 1946-50 (471-134).....	1,076
Julie Cohen, 1959-62 (388-266).....	1,042
Dick Miani, 1952-56 (392-258).....	1,042
Jerome Scott, 1988-92 (359-235).....	1,038
Rick Jones, 1964-67 (374-281).....	1,029

## Field Goals Made

Rick Barry, 1962-65.....	816
Don Curnutt, 1967-70.....	813
Eric Brown, 1985-89.....	805
Dennis Burns, 1985-89.....	690
Tim James, 1995-99.....	681
Darius Rice, 2000-2004.....	631
Dick Hickox, 1958-61.....	560
Johnny Hemsley, 1996-00.....	530
Mike McCoy, 1960-63.....	524
Ron Godfrey, 1958-61.....	518
Joe Wylie, 1988-91.....	501

## Field Goal Attempts

Don Curnutt, 1967-70.....	1,816
Darius Rice, 2000-04.....	1,564
Rick Barry, 1962-65.....	1,564
Eric Brown, 1985-89.....	1,504
Tim James, 1995-99.....	1,431
Dennis Burns, 1985-89.....	1,409
Dick Hickox, 1958-61.....	1,275
Johnny Hemsley, 1996-00.....	1,283
Mike McCoy, 1960-63.....	1,212
Sy Chadroff, 1949-52.....	1,132
Ron Godfrey, 1958-61.....	1,119

## Field Goal Percentage

(Minimum 4 FGM Per Game Played)

Eric Brown, 1985-89 (805-1504).....	.535
Rick Barry, 1962-65 (816-1564).....	.522
Donald Strong, 1970-71 (167-321).....	.520
Rusty Parker, 1965-68 (472-915).....	.516
Tito Horford, 1986-88 (313-613).....	.511
Constantin Popa, 1991-95 (452-917).....	.493
Dennis Burns, 1985-89 (690-1409).....	.490
Joe Wylie, 1988-91 (501-1032).....	.485
Tim James, 1995-99 (681-1431).....	.476
Mike Wittman, 1964-67 (492-1040).....	.473

## 3-Point Field Goals Made

Steven Edwards, 1992-96.....	265
Darius Rice, 2000-04.....	260
Kevin Presto, 1985-89.....	170
Johnny Hemsley, 1996-00.....	164
<b>Robert Hite, 2002-05.....</b>	<b>143</b>
Jake Morton, 1988-93.....	136
Kevin Norris, 1994-98.....	134
James Jones, 1999-03.....	124
Marcus Barnes, 2000-02.....	122
Samarr Logan, 1989-92.....	100
Steve Frazier, 1992-98.....	98
<b>Guillermo Diaz, 2003-05.....</b>	<b>96</b>
John Salmons, 1998-02.....	85
Jerome Scott, 1988-92.....	85

Note: 3-point FGs were adopted in 1986-87

## 3-Point Field Goals Attempted

Steven Edwards, 1992-96.....	766
Darius Rice, 2000-04.....	755
Johnny Hemsley, 1996-00.....	487
Kevin Presto, 1985-89.....	453
Kevin Norris, 1994-98.....	407
Jake Morton, 1988-93.....	390
<b>Robert Hite, 2002-05.....</b>	<b>386</b>
Marcus Barnes, 2000-02.....	370
James Jones, 1999-03.....	324
Steve Frazier, 1992-98.....	319
Samarr Logan, 1989-92.....	265
John Salmons, 1998-02.....	265

## 3-Point Field Goal Percentage

(Minimum 75 Attempts)

Thomas Hocker, 1987-90 (53-125).....	.424
Trevor Burton, 1989-93 (75-189).....	.397
<b>Guillermo Diaz, 2003-05 (96-244).....</b>	<b>.393</b>
James Jones, 1999-03 (124-324).....	.383
Samarr Logan, 1989-92 (100-265).....	.377
Kevin Presto, 1985-89 (170-453).....	.375
<b>Robert Hite, 2002-05 (143-386).....</b>	<b>.370</b>
Doug Elliott, 1989-91 (50-135).....	.370
Levertis Williams, 1987-89 (68-184).....	.370
Anthony Rosa, 1993-96 (33-90).....	.367
Jake Morton, 1988-93 (136-390).....	.349
Joel Warren, 1985-89 (44-126).....	.349

## Consecutive Games With 3-Point Field Goal Made

Steven Edwards, 1994-95.....	32
Steven Edwards, 1993.....	26
Johnny Hemsley, 1998-99.....	20
Steven Edwards, 1995-96.....	20
Marcus Barnes, 2002.....	17
Darius Rice, 2001.....	15
Darius Rice, 2003.....	14
Kevin Presto, 1988-89.....	14
Steven Edwards, 1994.....	14
Steve Frazier, 1994.....	14
James Jones, 2001.....	14

## Free Throws Made

Rick Barry, 1962-65.....	666
Eric Brown, 1985-89.....	633
Dick Hickox, 1958-61.....	409
Eric Brown, 1985-89.....	387
Don Curnutt, 1967-70.....	380
Ron Godfrey, 1958-61.....	348
Darius Rice, 2000-04.....	343
Mike Wittman, 1964-67.....	335
Tim James, 1995-99.....	331
Willie Allen, 1968-71.....	316
John Salmons, 1998-02.....	310

## Free Throws Attempted

Eric Brown, 1985-89.....	840
Rick Barry, 1962-65.....	786
Willie Allen, 1968-71.....	553
Tim James, 1995-99.....	514
Dick Hickox, 1958-61.....	512
Ron Godfrey, 1958-61.....	469
Don Curnutt, 1967-70.....	456
Joe Wylie, 1988-91.....	451
Darius Rice, 2000-04.....	443
Mike Wittman, 1964-67.....	441
Mario Bland, 1996-00.....	437



Vernon Jennings's 218 assists in 1999-00 set a UM single season record.

Returning Players in Bold



# ● Individual Career Records

## Free Throw Percentage

(Minimum 2 FTM Per Game Played)

Dod Hammond, 1959-60 (64-73).....	877
<b>Robert Hite, 2002-05 (174-202).....</b>	<b>861</b>
Rick Barry, 1962-65 (665-786).....	846
Rick Jones, 1964-67 (281-337).....	834
Don Curnutt, 1967-70 (380-456).....	833
James Jones, 1999-03 (304-366).....	831
Johnny Hemsley, 1996-00 (273-339).....	805
John Salmons, 1998-02 (310-385).....	805
Dick Hickox, 1958-60 (409-512).....	799
John Dampier, 1963-65 (113-144).....	785
John Salmons, 1998- (192-243).....	782
Ken Allen, 1960-63 (136-175).....	777

## Rebounds

Rick Barry, 1962-65.....	1,274
Willie Allen, 1968-71.....	916
Harry Manushaw, 1958-61.....	914
Mike McCoy, 1960-63.....	857
Tim James, 1995-99.....	856
Eric Brown, 1985-89.....	855
Edwin Morris, 1955-58.....	787
Ron Godfrey, 1958-61.....	767
Joe Wylie, 1988-91.....	758
Constantin Popa, 1991-95.....	701

## Assists\*

Vernon Jennings, 1996-00.....	520
Kevin Norris, 1994-98.....	493
John Salmons, 1998-02.....	429
Kevin Presto, 1985-89.....	412
Thomas Hocker, 1987-90.....	384
Michael Gardner, 1991-94.....	319
Steven Edwards, 1992-96.....	312
Mike Simmons, 1998-03.....	263
Jerome Scott, 1988-92.....	257
Dennis Burns, 1985-89.....	236
Joel Warren, 1985-89.....	225
Trevor Burton, 1989-93.....	223

## Steals\*

Kevin Norris, 1994-98.....	208
Vernon Jennings, 1996-00.....	199
John Salmons, 1998-02.....	192
Jerome Scott, 1988-92.....	187
Jake Morton, 1988-93.....	167
Kevin Presto, 1985-89.....	154
Mike Simmons, 1998-03.....	141
Steven Edwards, 1992-96.....	138
<b>Robert Hite, 2002-05.....</b>	<b>137</b>
James Jones, 1999-03.....	137
Dennis Burns, 1985-89.....	136
Darius Rice, 2000-04.....	129
Tim James, 1995-99.....	127
Eric Brown, 1985-89.....	122

## Blocked Shots\*

Constantin Popa, 1991-95.....	263
Tim James, 1995-99.....	224
James Jones, 1999-03.....	192
Tito Horford, 1986-88.....	125
Dennis Burns, 1985-89.....	123
Elton Tyler, 1997-2000, 2001-02.....	114
Dwayne Wimbley, 1997-01.....	96
<b>Anthony King, 2003-05.....</b>	<b>92</b>
Eric Brown, 1985-89.....	84
Joe Wylie, 1988-91.....	84
John Salmons, 1998-02.....	81

## Personal Fouls

Constantin Popa, 1991-95.....	375
Eric Brown, 1985-89.....	332
John Salmons, 1998-02.....	316
Hammie Ward, 1989-93.....	311
Jake Morton, 1988-93.....	308
Mario Bland, 1996-00.....	305
Ron Godfrey, 1958-61.....	283
Kevin Presto, 1985-89.....	277
Vernon Jennings, 1996-00.....	269
James Jones, 1999-03.....	262
Willie Allen, 1968-71.....	256
Mike Simmons, 1998-03.....	256

## Disqualifications

Mike Hutslar, 1967-70.....	25
Rusty Parker, 1965-68.....	21
Edwin Morris, 1955-58.....	20
Hammie Ward, 1989-93.....	18
Bill Soens, 1966-68.....	18
Eric Brown, 1985-89.....	18
Constantin Popa, 1991-95.....	18
Ron Godfrey, 1958-61.....	16
Willie Allen, 1968-71.....	15
Mark Richardson, 1985-89.....	15

## Games Played

Elton Tyler, 1997-00, 2001-02.....	124
John Salmons, 1998-02.....	124
James Jones, 1999-03.....	122
Kevin Presto, 1985-89.....	121
Mario Bland, 1996-00.....	120
Eric Brown, 1985-89.....	120
Dennis Burns, 1985-89.....	119
Dwayne Wimbley, 1997-01.....	118
Mike Simmons, 1998-03.....	118
Darius Rice, 2000-04.....	116
Tim James, 1995-99.....	115
Rodrigue Djahue, 2000-04.....	114
Joel Warren, 1985-89.....	113
Jake Morton, 1988-93.....	113
Constantin Popa, 1991-95.....	113
Kevin Norris, 1994-98.....	113
Vernon Jennings, 1996-00.....	111
Steven Edwards, 1992-96.....	110
Alex Fraser, 1993-97.....	110
Johnny Hemsley, 1996-00.....	108
Mark Richardson, 1985-89.....	108
Trevor Burton, 1989-93.....	107
Jerome Scott, 1988-92.....	104
Hammie Ward, 1989-93.....	100

## Games Started\*

Darius Rice, 2000-04.....	113
Kevin Norris, 1994-98.....	108
John Salmons, 1998-02.....	106
Eric Brown, 1985-89.....	106
Alex Fraser, 1993-97.....	98
Mario Bland, 1998-00.....	97
Kevin Presto, 1985-89.....	91
Steven Edwards, 1992-96.....	91
James Jones, 1999-03.....	89
Tim James, 1995-99.....	85
Constantin Popa, 1991-95.....	83
Dennis Burns, 1985-89.....	79

## Consecutive Games Started\*

Kevin Norris, 1994-98.....	108
John Salmons, 1998-02.....	106
James Jones, 1999-03.....	89
Jerome Scott, 1990-92.....	72
Alex Fraser, 1994-96.....	67
Tim James, 1997-99.....	61
James Jones, 1999-03.....	61
Mario Bland, 1998-00.....	58
Darius Rice, 2000-01.....	57

\*-years listed are the years of the consecutive starts

## Minutes Played\*

John Salmons, 1998-02.....	3,786
Eric Brown, 1985-89.....	3,761
Darius Rice, 2000-04.....	3,727
Kevin Presto, 1985-89.....	3,453
Tim James, 1995-99.....	3,371
James Jones, 1999-03.....	3,351
Kevin Norris, 1994-98.....	3,255
Dennis Burns, 1985-89.....	3,176
Johnny Hemsley, 1996-00.....	3,170
Steven Edwards, 1992-96.....	3,062
Vernon Jennings, 1996-00.....	2,926
Mario Bland, 1996-00.....	2,865

## 20-Point Games

Rick Barry, 1962-65.....	61
Don Curnutt, 1967-70.....	61
Eric Brown, 1985-89.....	54
Dick Hickox, 1958-61.....	41
Darius Rice, 2000-04.....	35
Mike Wittman, 1964-67.....	33
Johnny Hemsley, 1996-00.....	29
Joe Wylie, 1988-91.....	29
Tim James, 1995-99.....	28
Ron Godfrey, 1958-61.....	28
Willie Allen, 1968-71.....	28
Mike McCoy, 1960-63.....	27
Dennis Burns, 1985-89.....	24

Returning Players in **Bold**,

\* - Records Beginning in 1985-86

# ● Hurricane Head Coaches Records

## Year-By-Year Coach, Seasons

Coach, seasons	Years	Won	Lost	Pct.
Art Webb, 3 seasons	1926-28, 1930-31	18	12	.600
Tom McCann, 2 seasons	1928-29, 1931-32	30	7	.811
Hart Morris, 10 seasons	1938-42, 1946-52	119	82	.592
W.H. Steers, 1 season	1945-46	8	5	.615
Dave Wike, 2 seasons	1952-54	14	22	.389
Bruce Hale, 13 seasons	1954-67	220	112	.663
Ron Godfrey, 4 seasons	1967-71	47	57	.452
Bill Foster, 5 seasons	1985-90	78	71	.523
Leonard Hamilton, 10 seasons	1990-00	144	147	.495
Perry Clark, 4 seasons	2000-04	65	54	.546
Frank Haith, 1 season	2004-Present	16	13	.551
<b>Totals, 54 Seasons</b>	<b>1926-2005</b>	<b>759</b>	<b>582</b>	<b>.566</b>

**Bruce Hale's  
220 victories are  
the most by a UM head  
coach.**

**Frank Haith was named  
the University of Miami's  
11th head men's basket-  
ball coach on April 12,  
2004.**



## Year-By-Year Coaching Records

Year	W	L	PCT	Points Scored		Head Coach
				Miami	Opp.	
1926-27*	7	1	.875	348	170	Art Webb
1927-28	8	4	.667	406	310	Art Webb
1928-29	13	6	.684	670	419	Tom McCann
1929-30	No team					
1930-31	3	7	.300	252	331	Art Webb
1931-32#	17	1	.944	816	456	Tom McCann
1932-38	No team					
1938-39	4	6	.400	372	422	Hart Morris
1939-40	8	12	.400	716	824	Hart Morris
1940-41	10	6	.625	707	654	Hart Morris
1941-42	9	7	.563	628	570	Hart Morris
1942-45	Results Not Available					
1945-46	8	5	.615	560	568	W.H. Steers
1946-47	20	7	.769	1,400	1,192	Hart Morris
1947-48	11	7	.611	997	902	Hart Morris
1948-49	19	8	.704	1,633	1,515	Hart Morris
1949-50	14	9	.609	1,446	1,393	Hart Morris
1950-51	10	12	.455	1,487	1,520	Hart Morris
1951-52	14	8	.636	1,687	1,438	Hart Morris
1952-53	9	12	.429	1,503	1,502	Dave Wike
1953-54	5	10	.333	1,015	1,161	Dave Wike
1954-55	9	11	.450	1,555	1,544	Bruce Hale
1955-56	14	12	.539	2,170	2,115	Bruce Hale
1956-57	13	13	.500	2,029	2,167	Bruce Hale
1957-58	14	8	.636	1,741	1,641	Bruce Hale
1958-59	18	7	.720	2,190	2,029	Bruce Hale
1959-60	23	4	.852	2,427	2,192	Bruce Hale
1960-61	20	7	.741	2,230	2,036	Bruce Hale
1961-62	14	12	.539	2,069	2,045	Bruce Hale
1962-63	23	5	.821	2,509	2,201	Bruce Hale
1963-64	20	7	.741	2,575	2,352	Bruce Hale
1964-65	22	4	.846	2,558	2,190	Bruce Hale
1965-66	15	11	.577	2,271	2,208	Bruce Hale
1966-67	15	11	.577	2,126	2,091	Bruce Hale
1967-68	17	11	.607	2,368	2,419	Ron Godfrey
1968-69	14	10	.583	1,985	2,048	Ron Godfrey
1969-70	9	17	.346	2,293	2,521	Ron Godfrey
1970-71	7	19	.269	2,143	2,373	Ron Godfrey
1971-85	No team					
1985-86	14	14	.500	2,006	2,131	Bill Foster
1986-87	15	16	.491	2,332	2,335	Bill Foster
1987-88	17	14	.548	2,453	2,400	Bill Foster
1988-89	19	12	.613	2,809	2,778	Bill Foster
1989-90	13	15	.464	2,014	2,132	Bill Foster
1990-91	9	19	.321	2,027	2,078	Leonard Hamilton
1991-92	8	24	.250	1,941	2,160	Leonard Hamilton
1992-93	10	17	.370	1,929	2,004	Leonard Hamilton
1993-94	7	20	.259	1,690	1,909	Leonard Hamilton
1994-95	15	13	.536	1,831	1,888	Leonard Hamilton
1995-96	15	13	.536	1,883	1,873	Leonard Hamilton
1996-97	16	13	.552	1,887	1,821	Leonard Hamilton
1997-98	18	10	.642	1,962	1,836	Leonard Hamilton
1998-99	23	7	.767	2,178	1,950	Leonard Hamilton
1999-00	23	11	.676	2,346	2,127	Leonard Hamilton
2000-01	16	13	.552	2,039	1,963	Perry Clark
2001-02	24	8	.750	2,395	2,156	Perry Clark
2002-03	11	17	.393	1,956	1,924	Perry Clark
2003-04	14	16	.467	2,148	2,067	Perry Clark
2004-05	16	13	.551	2,071	2,020	Frank Haith
<b>Totals</b>	<b>759</b>	<b>582</b>	<b>.566</b>	<b>98,127</b>	<b>93,071</b>	

\*First year UM played all freshmen opponents  
#Played no senior colleges


# ● Year-by-Year Statistical Leaders

## Scoring Leaders

Year	Player	FG	FT	Pts
1926-27	No record available			
1927-28	Rodger Ashman			169
1928-29	Rodger Ashman	49	18	116
1929-31	No record available			
1931-32	Polger	71	25	167
1932-38	No team			
1938-39	No record available			
1939-40	John Tobin	86	24	196
1940-41	John Tobin	71	27	169
1941-42	John Tobin	91	39	221
1943-45	No records available			
1945-46	Louis Edwards	53	17	123
1946-47	Bob Campbell	164	39	367
1947-48	Abe Friedman	92	37	221
1948-49	Bob Campbell	164	39	367
1949-50	Mackey MacDonald	134	48	316
1950-51	Sy Chadroff	107	54	268
1951-52	Sy Chadroff	180	999	459
1952-53	Howard Keene	112	126	350
1953-54	Willie Schayowitz	95	37	227
1954-55	Dick Miani	114	73	301
1955-56	Dick Miani	186	139	511
1956-57	Gene Stage	158	145	461
1957-58	Gene Stage	137	79	353
1958-59	Dick Hickox	161	131	453
1959-60	Dick Hickox	219	158	596
1960-61	Dick Hickox	180	120	480
1961-62	Mike McCoy	199	80	478
1962-63	Mike McCoy	237	80	554
1963-64	Rick Barry	314	242	870
1964-65	Rick Barry	340	293	973
1965-66	Mike Wittman	208	151	567
1966-67	Mike Wittman	219	147	585
1967-68	Don Curnutt	268	99	635
1968-69	Don Curnutt	262	138	662
1969-70	Don Curnutt	283	143	709
1970-71	Willie Allen	184	129	497
1972-85	No team			
1985-86	Eric Brown	174	112	460
1986-87	Eric Brown	183	114	460
1987-88	Eric Brown	193	161	551
1988-89	Eric Brown	255	246	765
1989-90	Joe Wylie	210	91	514
1990-91	Joe Wylie	186	143	515
1991-92	Jerome Scott	100	122	371
1992-93	Steven Edwards	127	97	430
1993-94	Jamal Johnson	102	53	257
1994-95	Steven Edwards	102	91	359
1995-96	Steven Edwards	114	68	361
1996-97	Tim James	165	73	405
1997-98	Tim James	184	97	469
1998-99	Tim James	215	115	557
1999-00	Johnny Hemsley	194	90	542
2000-01	Darius Rice	140	67	409
2001-02	Darius Rice	155	92	478
2002-03	Darius Rice	170	99	506
2003-04	Darius Rice	166	85	472
2004-05	Guillermo Diaz	190	97	538

## Rebounding Leaders

Year	Player	Off	Def	Total
1950-51	Howard Keene	—	—	271
1951-52	Howard Keene	—	—	218
1952-54	No record available			
1954-55	Ken Ryskamp	—	—	181
1955-56	Ed Morris	—	—	322
1956-57	Ed Morris	—	—	246
1957-58	Dick Berghoff	—	—	278
1958-59	Harry Manushaw	—	—	372
1959-60	Harry Manushaw	—	—	321
1960-61	Ron Godfrey	—	—	256
1961-62	Mike McCoy	—	—	338
1962-63	Rick Barry	—	—	351
1963-64	Rick Barry	—	—	448
1964-65	Rick Barry	—	—	475
1965-66	Mike Wittman	—	—	260
1966-67	Billy Soens	—	—	330
1967-68	Billy Soens	—	—	299
1968-69	Wayne Canaday	—	—	319
1969-70	Wayne Canaday	—	—	327
1970-71	Willie Allen	—	—	316
1972-85	No team			
1985-86	Eric Brown	—	—	208
1986-87	Tito Horford	59	178	241
1987-88	Tito Horford	65	206	271
1988-89	Eric Brown	81	168	249
1989-90	Joe Wylie	89	177	266
1990-91	Joe Wylie	110	169	279
1991-92	Constantin Popa	64	88	152
1992-93	Constantin Popa	76	121	197
1993-94	Constantin Popa	57	105	162
1994-95	Constantin Popa	76	114	190
1995-96	Steve Rich	70	90	160
1996-97	Tim James	88	108	196
1997-98	Tim James	90	173	263
1998-99	Tim James	83	163	246
1999-00	Mario Bland	90	147	237
2000-01	John Salmons	62	111	173
2001-02	James Jones	65	138	203
2002-03	James Jones	52	117	169
2003-04	Darius Rice	55	123	178
2004-05	Anthony King	91	134	231



Dick Hickox (top left), Don Curnutt, Eric Brown, Darius Rice (bottom left), John Tobin and Tim James are the only players to lead the Hurricanes in scoring at least three consecutive seasons.

# ● Year-by-Year Statistical Leaders

## Assist Leaders\*

Year	Player	Assists Total
1985-86	Bryan Hughes	129
1986-87	Kevin Presto	117
1987-88	Thomas Hocker	136
1988-89	Thomas Hocker	109
1989-90	Thomas Hocker	139
1990-91	Jerome Scott	111
1991-92	Michael Gardner	98
1992-93	Michael Gardner	154
1993-94	Torey McCormick	85
1994-95	Kevin Norris	102
1995-96	Kevin Norris	111
1996-97	Kevin Norris	142
1997-98	Kevin Norris	138
1998-99	Vernon Jennings	167
1999-00	Vernon Jennings	218
2000-01	John Salmons	115
2001-02	John Salmons	195
2002-03	Armondo Surratt	93
2003-04	Armondo Surratt	121
2004-05	Anthony Harris	133

\*-Did not become an official NCAA statistic until 1985-86

## Blocked Shot Leaders\*

Year	Player	Blocks Total
1985-86	Tim Harvey	46
1986-87	Tito Horford	45
1987-88	Tito Horford	80
1988-89	Dennis Burns	36
1989-90	Joe Wylie	32
1990-91	Joe Wylie	37
1991-92	Constantin Popa	64
1992-93	Constantin Popa	85
1993-94	Constantin Popa	59
1994-95	Constantin Popa	55
1995-96	Tim James	50
1996-97	Tim James	64
1997-98	Tim James	45
1998-99	Tim James	65
1999-00	Elton Tyler	34
2000-01	Dwayne Wimbley	48
2001-02	James Jones	78
2002-03	James Jones	50
2003-04	Gary Hamilton	26
2004-05	Anthony King	86

\*-Did not become an official NCAA statistic until 1985-86

## Steal Leaders\*

Year	Player	Steals Total
1985-86	Bryan Hughes	42
1986-87	Kevin Presto	44
1987-88	Dennis Burns	48
1988-89	Eric Brown	44
1989-90	Jake Morton	45
1990-91	Jerome Scott	70
1991-92	Jerome Scott	77
1992-93	Steven Edwards	56
1993-94	Torey McCormick	43
1994-95	Kevin Norris	49
1995-96	Kevin Norris	45
1996-97	Clifton Clark	47
1997-98	Kevin Norris	68
1998-99	Vernon Jennings	60
1999-00	Vernon Jennings	75
2000-01	John Salmons	57
2001-02	John Salmons	57
2002-03	James Jones	44
2003-04	Robert Hite	61
2004-05	Robert Hite	45

\*-Did not become an official NCAA statistic until 1985-86



Thomas Hocker was the first player to lead UM in assists for three consecutive seasons.



Constantin Popa led UM in blocks all four seasons with the Hurricanes.



Jerome Scott is the only Hurricane to record back-to-back seasons of 70 or more steals.

# ● Year-By-Year Team Statistics

Opponent	TOTAL		3-PTRS		FT-FTA		REBOUNDS		PF-DQ	A	TO	Blk	Stl	Pts-Avg
	FG-FGA	Pct	3FG-FGA	Pct	FT-FTA	Pct	Off-Def-Tot	Avg						
Miami Hurricanes Opponents	789-2043	.386	—	—	592-839	.706	1271	48.9	545-30	—	—	—	—	2170-83.5
	759-1976	.384	—	—	597-909	.657	1121	42.9	503-16	—	—	—	—	2115-81.3
Miami Hurricanes Opponents	691-1892	.365	—	—	647-914	.708	1198	46.1	531-24	—	—	—	—	2029-78.0
	786-1980	.396	—	—	595-880	.676	1343	51.6	546-23	—	—	—	—	2167-83.3
Miami Hurricanes Opponents	654-1636	.399	—	—	433-623	.697	999	45.4	419-12	—	—	—	—	1741-79.1
	625-1640	.381	—	—	391-585	.668	943	42.8	435-20	—	—	—	—	1641-74.6
Miami Hurricanes Opponents	808-1910	.421	—	—	574-825	.696	1252	50.1	510-19	—	—	—	—	2190-87.6
	769-2004	.384	—	—	481-817	.671	1029	41.1	565-30	—	—	—	—	2029-80.8
Miami Hurricanes Opponents	882-1961	.449	—	—	663-897	.739	1478	54.7	562-19	—	—	—	—	2427-89.9
	828-2034	.407	—	—	536-793	.676	1398	51.8	619-36	—	—	—	—	2192-81.2
Miami Hurricanes Opponents	888-1924	.462	—	—	454-679	.671	1395	51.5	509-20	—	—	—	—	2230-82.6
	766-1891	.405	—	—	504-721	.699	1208	45.1	501-17	—	—	—	—	2036-75.4
Miami Hurricanes Opponents	841-1994	.421	—	—	387-567	.683	1434	55.2	492-26	—	—	—	—	2069-79.7
	803-1875	.426	—	—	439-666	.659	1198	46.1	431-13	—	—	—	—	2045-78.7
Miami Hurricanes Opponents	982-2151	.457	—	—	545-739	.738	1559	55.7	490-14	—	—	—	—	2509-89.6
	880-2051	.435	—	—	441-651	.678	1155	41.2	532-30	—	—	—	—	2201-78.6
Miami Hurricanes Opponents	991-2194	.452	—	—	593-780	.760	1483	54.9	545-19	—	—	—	—	2575-95.4
	946-2060	.459	—	—	460-707	.645	1268	46.9	577-33	—	—	—	—	2352-87.1
Miami Hurricanes Opponents	958-2077	.461	—	—	642-807	.796	1462	55.2	521-18	—	—	—	—	2558-98.4
	865-1970	.436	—	—	460-680	.677	1145	44.0	588-32	—	—	—	—	2190-84.2
Miami Hurricanes Opponents	850-1920	.437	—	—	571-806	.709	1363	52.4	539-21	—	—	—	—	2271-87.3
	855-1971	.434	—	—	498-751	.663	1299	50.0	581-27	—	—	—	—	2208-84.9
Miami Hurricanes Opponents	809-1814	.444	—	—	514-712	.722	1333	51.3	490-26	—	—	—	—	2126-81.8
	831-1839	.452	—	—	429-629	.682	1081	41.7	499-27	—	—	—	—	2091-80.4
Miami Hurricanes Opponents	905-1936	.467	—	—	558-765	.729	1337	47.8	531-30	—	—	—	—	2368-84.6
	937-2138	.438	—	—	545-788	.691	1345	48.0	532-18	—	—	—	—	2419-86.4
Miami Hurricanes Opponents	777-1731	.444	—	—	431-607	.710	1238	51.6	492-23	—	—	—	—	1985-82.0
	777-1702	.457	—	—	494-684	.722	1017	41.1	448-15	—	—	—	—	2048-85.0
Miami Hurricanes Opponents	911-2069	.442	—	—	471-684	.692	1289	49.5	527-26	—	—	—	—	2293-88.2
	992-2051	.484	—	—	537-743	.723	1347	51.8	518-13	—	—	—	—	2521-96.9
Miami Hurricanes Opponents	849-1954	.435	—	—	445-723	.616	1270	48.8	542-22	—	—	—	—	2143-82.4
	909-1893	.480	—	—	555-793	.669	1335	51.3	544-19	—	—	—	—	2373-91.3
Miami Hurricanes Opponents	805-1692	.476	—	—	396-603	.657	1059	37.8	468-22	453	441	109	156	2006-71.6
	902-1910	.472	—	—	327-500	.654	1061	37.9	545-18	499	356	54	228	2131-76.1
Miami Hurricanes Opponents	869-1922	.452	127-332	.383	467-686	.681	363-791-1263	40.7	609-24	491	534	128	169	2332-75.2
	857-1954	.439	151-370	.408	470-710	.662	333-698-1150	37.1	621-29	435	433	48	282	2335-75.3

# ● Year-By-Year Team Statistics

Opponent	TOTAL		3-PTRS		REBOUNDS									
	FG-FGA	Pct	3FG-FGA	Pct	FT-FTA	Pct	Off-Def-Tot	Avg	PF-DQ	A	TO	Blk	Stl	Pts-Avg
<b>1987-88</b>														
Miami Hurricanes	897-1826	.491	132-374	.353	527-736	.716	306-771-1151	37.1	558-9	542	563	175	198	2453-79.1
Opponents	922-2104	.438	116-338	.343	440-645	.682	431-668-1190	38.4	618-12	475	472	60	288	5400-77.4
<b>1988-89</b>														
Miami Hurricanes	1024-2083	.492	173-496	.349	588-832	.707	317-739-1164	37.5	678-23	583	513	102	287	2809-90.6
Opponents	1040-2129	.488	146-385	.379	552-838	.659	419-772-1302	42.0	666-23	516	542	62	256	2778-89.6
<b>1989-90</b>														
Miami Hurricanes	737-1723	.428	169-460	.367	371-572	.649	283-582-962	34.4	518-16	406	407	77	245	2014-71.9
Opponents	800-1688	.474	117-328	.357	415-606	.685	320-710-1146	40.9	506-22	407	471	71	163	2132-76.1
<b>1990-91</b>														
Miami Hurricanes	729-1657	.440	145-386	.376	424-604	.702	333-542-1002	35.8	524-24	381	458	86	230	2027-72.4
Opponents	770-1624	.474	142-426	.333	396-590	.671	298-556-985	35.2	551-16	425	442	84	190	2078-74.2
<b>1991-92</b>														
Miami Hurricanes	671-1692	.397	128-404	.314	471-736	.640	375-591-1098	34.3	701-8	372	500	131	259	1941-60.7
Opponents	709-1627	.436	168-446	.377	574-857	.670	431-710-1141	35.7	645-7	440	516	129	248	2160-67.5
<b>1992-93</b>														
Miami Hurricanes	692-1600	.433	186-521	.357	359-599	.599	392-586-978	36.2	575-21	449	421	128	421	1929-71.4
Opponents	683-1543	.443	138-356	.388	500-721	.693	389-664-1050	38.9	534-9	397	434	88	204	2004-74.2
<b>1993-94</b>														
Miami Hurricanes	638-1523	.419	138-428	.322	276-472	.585	382-685-1067	39.5	537-15	413	543	141	191	1690-62.6
Opponents	645-1626	.397	172-466	.369	447-661	.676	412-616-1028	38.1	483-14	388	371	97	286	1909-70.7
<b>1994-95</b>														
Miami Hurricanes	653-1627	.401	155-486	.319	370-568	.651	406-683-1089	38.9	542-15	377	485	123	218	1831-64.5
Opponents	658-1637	.402	177-546	.324	395-590	.669	410-664-1074	38.4	526-20	368	446	87	249	1888-67.4
<b>1995-96</b>														
Miami Hurricanes	667-1577	.423	145-455	.319	404-642	.629	411-676-1087	38.8	542-10	392	477	121	224	1883-67.3
Opponents	662-1601	.413	186-514	.362	363-539	.673	370-630-1000	35.7	566-19	363	451	87	229	1873-66.9
<b>1996-97</b>														
Miami Hurricanes	695-1169	.416	107-360	.297	390-603	.647	414-691-1105	38.1	560-17	406	488	173	235	1887-65.1
Opponents	632-1662	.380	146-507	.288	411-617	.666	445-681-1126	38.8	558-18	314	488	97	243	1821-62.8
<b>1997-98</b>														
Miami Hurricanes	735-1669	.440	114-397	.287	378-572	.661	388-732-1120	40.0	563-11	395	496	120	259	1962-70.1
Opponents	634-1672	.379	165-571	.289	403-622	.648	422-660-1082	38.6	521	352	502	72	241	1836-65.6
<b>1998-99</b>														
Miami Hurricanes	791-1671	.473	123-369	.333	473-677	.699	389-791-1180	39.3	521-8	458	575	158	259	2178-72.6
Opponents	695-1810	.384	193-614	.314	367-570	.644	429-607-1036	34.5	587	368	530	81	315	1950-65.0
<b>1999-00</b>														
Miami Hurricanes	849-1971	.431	132-440	.300	516-690	.748	489-793-1282	37.7	615-10	498	504	126	286	2346-69.0
Opponents	741-1883	.394	190-637	.298	455-669	.680	467-738-1205	35.4	639	406	615	110	232	2127-62.6
<b>2000-01</b>														
Miami Hurricanes	713-1728	.413	206-595	.346	407-568	.717	396-628-1024	35.3	567-10	409	434	137	257	2039-70.3
Opponents	677-1576	.430	187-541	.346	422-597	.707	372-711-1083	37.3	539	392	553	144	219	1963-67.7
<b>2001-02</b>														
Miami Hurricanes	818-1902	.430	236-684	.345	523-678	.771	388-786-1174	36.7	593-5	525	460	190	285	2395-74.8
Opponents	754-1885	.400	208-673	.309	440-652	.675	453-780-1233	38.5	609	401	554	121	236	2156-67.4
<b>2002-03</b>														
Miami Hurricanes	692-1627	.425	171-513	.333	401-559	.717	370-648-1018	36.4	557-11	393	463	119	272	1956-69.9
Opponents	664-1523	.436	183-503	.364	413-597	.692	318-653-971	34.7	517	348	497	113	240	1924-68.7
<b>2003-04</b>														
Miami Hurricanes	793-1765	.449	177-523	.338	385-546	.705	387-673-1060	35.5	572-10	406	462	105	256	2148-71.6
Opponents	736-1629	.452	155-454	.341	440-647	.680	343-674-1017	33.9	514	409	514	111	243	2067-68.9
<b>2004-05</b>														
Miami Hurricanes	761-1768	.430	197-561	.351	352-523	.673	433-714-1147	39.6	484-11	337	376	139	209	2071-71.4
Opponents	724-1700	.426	236-653	.361	336-508	.661	355-669-1024	35.3	503-7	369	398	117	170	2020-69.7



# ● Home Attendance Results

## Top 10 Home Attendance

ATT	OPPONENT	SITE	RESULT	SCORE	DATE
15,147	Connecticut	Miami Arena	L	70-68 (OT)	1/20/99
11,263	Connecticut	Miami Arena	L	75-67	3/4/95
11,051	Ohio State	National Car Rental Center	W	72-64	12/27/98
10,896	Georgetown	Miami Arena	L	75-58	2/15/92
10,497	Rutgers	Miami Arena	W	68-63	2/27/99
10,419	Georgetown	Miami Arena	W	68-65 (OT)	1/18/97
10,231	Connecticut	Miami Arena	L	77-58	1/18/92
10,140	North Carolina	National Car Rental Center	L	78-68	12/18/99
10,135	Connecticut	Miami Arena	W	68-66	2/2/02
10,037	Notre Dame	Miami Arena	L	90-77	2/23/02

## Yearly Home Attendance

## Conference Games

YEAR	SITE	TOTAL	GAMES	AVG	TOTAL	GAMES	AVG
1985-86	Knight Center	54,544	18	3,030	-	-	-
1986-87	Knight Center	43,129	17	2,537	-	-	-
1987-88	Knight Center	41,343	18	2,297	-	-	-
1988-89	Miami Arena	48,968	17	2,880	-	-	-
1989-90	Miami Arena	33,505	16	2,094	-	-	-
1990-91	Miami Arena	33,406	15	2,227	-	-	-
1991-92	Miami Arena	56,677	14	4,048	46,380	9	5,153
1992-93	Miami Arena	51,262	15	3,417	41,169	9	4,574
1993-94	Miami Arena	38,219	15	2,548	28,154	9	3,128
1994-95	Miami Arena	53,953	15	3,597	43,630	9	4,848
1995-96	Miami Arena	46,150	16	2,884	34,186	9	3,798
1996-97	Miami Arena	60,517	15	4,034	48,093	9	5,344
1997-98	Miami Arena	65,958	14	4,711	47,132	9	5,236
1998-99	Miami Arena	75,560	13	5,812	57,609	9	6,401
1999-00	Miami Arena	63,920	16	3,995	33,268	8	4,159
2000-01	Miami Arena	46,364	16	2,898	26,718	8	3,340
2001-02	Miami Arena	74,415	16	4,651	51,248	8	6,406
2002-03	Miami Arena/ Convocation Center	50,397	14	3,600	35,203	8	4,400
2003-04	Convocation Center	45,813	18	2,545	26,160	8	3,270
2004-05	Convocation Center	68,842	16	4,303	51,027	8	6,378
<b>Totals</b>		<b>1,007,129</b>	<b>296</b>	<b>3,402</b>	<b>492,819</b>	<b>104</b>	<b>4,739</b>

## Miami's Record at...

YEAR	HOME SITE	HOME	(SITE TOTAL)	AWAY	NEUTRAL	TOTAL
1985-86	Knight Center	12-6		1-8	1-0	14-14
1986-87	Knight Center	9-8		1-6	5-2	15-16
1987-88	Knight Center	11-7	(32-21)	3-5	3-2	17-14
1988-89	Miami Arena	12-5		2-6	5-1	19-12
1989-90	Miami Arena	11-5		2-8	0-2	13-15
1990-91	Miami Arena	8-7		0-11	1-1	9-19
1991-92	Miami Arena	4-10		0-11	4-3	8-24
1992-93	Miami Arena	10-5		0-10	0-2	10-17
1993-94	Miami Arena	5-10		2-9	0-1	7-20
1994-95	Miami Arena	11-4		4-8	0-1	15-13
1995-96	Miami Arena	12-4		2-8	1-1	15-13
1996-97	Miami Arena	12-3		3-9	1-1	16-13
1997-98	Miami Arena	11-3		7-5	0-2	18-10
1998-99	Miami Arena	11-2		10-3	2-2	23-7
1999-00	Miami Arena	11-4		8-2	4-4	23-11
2000-01	Miami Arena	12-4		4-8	0-1	16-13
2002-03	Miami Arena	5-0	(135-66)			
	Convocation Center	4-5		2-10	0-2	11-17
2003-04	Convocation Center	10-8		3-6	1-2	14-16
2004-05	Convocation Center	11-5	(25-18)	5-6	0-2	16-13
<b>Totals</b>		<b>192-105</b>		<b>59-139</b>	<b>28-32</b>	<b>279-277</b>

# ● Series Records

Opponent	W-L	First Game	Last Game
<b>A</b>			
Agoga	2-0	1928-29	1928-29
Akron	0-1	1956-57	1956-57
Alabama	0-1	1968-69	1968-69
Alabama-Birmingham	1-0	2001-02	2001-02
Alabama State	1-1	1987-88	1989-90
Alaska-Anchorage	0-1	1987-88	1987-88
Albany Ga. Blues	0-1	1938-39	1938-39
Alumni	1-0	1941-42	1941-42
American University	2-1	1970-71	1987-88
Appalachian State	1-0	2004-05	2004-05
Arizona	0-2	1985-86	1989-90
Arizona State	0-2	1989-90	1991-92
Arkansas	1-0	1999-00	1999-00
Arkansas-Pine Bluff	1-0	2002-03	2002-03
Armstrong State	1-0	1986-87	1986-87
Army	3-0	1957-58	1963-64
Auburn	1-1	1966-67	2000-01
<b>B</b>			
Banana River A.F.	1-0	1946-47	1946-47
Baptist	2-0	1985-86	1989-90
Barry	2-0	1991-92	1992-93
Bethune-Cookman	4-0	1988-89	1999-00
Boca Chica	1-0	1951-52	1951-52
Boca Raton AAF	1-2	1945-46	1946-47
Boston College	8-16	1962-63	2003-04
Boston University	1-0	1965-66	1965-66
Bowling Green	0-1	1951-52	1951-52
Boytown	1-0	1939-40	1939-40
Bradley	1-1	1955-56	2003-04
Brandeis	0-1	1953-54	1953-54
Brigham Young	2-2	1959-60	1988-89
Brooklyn College	3-0	1985-86	1989-90
Brown University	1-1	1967-68	1985-86
Bucknell	2-0	1968-69	1969-70
Buffalo	2-0	1993-94	1996-97
<b>C</b>			
Caribbean A.S.	1-0	1945-46	1945-46
Centenary	2-2	1959-60	1969-70
Central Connecticut St.	1-0	1989-90	1989-90
Central Florida	6-0	1986-87	2002-03
Charlotte	2-4	1997-98	2002-03
Checker Cab	1-0	1948-49	1948-49
Church League All-Stars	1-0	1928-29	1928-29
The Citadel	1-1	1958-59	1985-86
Cincinnati	1-0	1946-47	1946-47
City College Charleston	1-0	1946-47	1946-47
City Hall	1-0	1928-29	1928-29
Clemson	3-5	1955-56	2004-05
Coast Guard	2-0	1945-46	1945-46
Colgate	1-0	1987-88	1987-88
Colorado	0-1	1956-57	1956-57
Columbia	2-1	1952-53	2000-01
Connecticut	8-15	1956-57	2003-04
Coppin State	2-0	1986-87	1987-88
Cornell	1-0	1962-63	1962-63
Creighton	2-2	1963-64	1970-71
Culver-Stockton	1-0	1951-52	1951-52
<b>D</b>			
Dartmouth	3-1	1950-51	1990-91
Davidson	3-1	1988-89	1991-92
Dayton	1-7	1956-57	1989-90
DePaul	1-6	1987-88	1996-97
Detroit Meroy	1-0	1999-00	1999-00
Duke	1-6	1962-63	2004-05
Duquesne	2-1	1964-65	1987-88
<b>E-F</b>			
Eastern Airlines	1-0	1939-40	1939-40
Eastern Illinois	2-1	1948-49	2000-01
Eastern Kentucky	2-1	1967-68	1997-98
Eastern Michigan	1-0	2001-02	2001-02
Eglin Field	0-1	1952-53	1952-53
Elon	0-1	1939-40	1939-40
Fairfield	0-1	1985-86	1985-86
Fairleigh Dickinson	1-1	1986-87	1987-88
Florida	22-43	1927-28	2004-05
Florida A&M	7-0	1967-68	2001-02
Florida Atlantic	17-1	1988-89	2004-05
Florida International	9-1	1986-87	2004-05
Florida Southern	58-8	1927-28	1970-71
Florida State	26-28	1950-51	2004-05
Fordham	1-1	1970-71	1994-95
Ft. Lauderdale NAS	0-1	1945-46	1945-46
Furman	0-2	1951-52	1954-55
<b>G-H</b>			
George Mason	1-1	1989-90	1990-91
George Washington	0-2	1970-71	1991-92
Georgetown	12-19	1954-55	2003-04
Georgia	1-3	1938-39	1992-93
Georgia State	3-0	1985-86	1998-99
Georgia Tech	1-4	1952-53	2004-05
Hartford	3-1	1985-86	1999-00
Havana	5-1	1927-28	1948-49
Hawaii	2-1	1967-68	1968-69
Hofstra	1-0	1985-86	1985-86
Holy Cross	1-0	1960-61	1960-61
Houston	5-9	1955-56	1970-71
Howard	1-1	1991-92	2001-02
<b>I-K</b>			
Illinois	0-1	1968-69	1968-69
Illinois State	0-1	1999-00	1999-00
Iona	1-0	1959-60	1959-60
Indiana	1-0	2001-02	2001-02
IPFW	1-0	2003-04	2003-04
Jacksonville Navy	1-2	1941-42	1941-42
Jacksonville University	24-6	1957-58	1997-98
Jewish Prog. AA-Atlanta	0-1	1938-39	1938-39
Junior C. of C.	1-1	1928-29	1928-29
Kansas	1-3	1986-87	1990-91
Kentucky	0-3	1956-57	1999-00
Kentucky Wesleyan	4-1	1955-56	1959-60
Key West Navy	1-0	1951-52	1951-52
<b>L-M</b>			
Lafayette	3-1	1970-71	2001-02
La Salle	4-9	1950-51	1970-71
Lehigh	5-1	1970-71	2002-03
Long Island	1-0	1988-89	1988-89
Louisiana-Lafayette	0-1	1999-00	1999-00
Louisiana-Monroe	1-0	2003-04	2003-04
LSU	3-1	1950-51	2001-02
Louisville	2-5	1950-51	1965-66
Loyola (N.O.)	9-7	1952-53	1970-71
Lubbock Christian	10-	2003-04	2003-04
Maine	1-0	1991-92	1991-92
Manhattan	1-0	1985-86	1985-86
Marist	1-1	1987-88	1987-88
Marquette	2-2	1985-86	1988-89
Marshall	2-1	1941-42	1991-92
Maryland	5-4	1948-49	2004-05
Maryland-Baltimore Co.	2-0	1987-88	1989-90
Maryland-Eastern Shore	3-0	1985-86	1988-89
Massachusetts	1-0	2004-05	2004-05
McDill Field	2-0	1945-46	1947-48
Mediterranean A.S.	1-0	1945-46	1945-46
Memphis*	5-6	1955-56	2000-01

# ● Series Records

Opponent	W-L	First Game	Last Game
Mercer	1-1	1938-39	1989-90
Miami Beach	1-0	1928-29	1928-29
Miami Beach All-Stars	1-0	1952-53	1952-53
Miami Beach Canoe Club	2-0	1927-28	1927-28
Miami (Ohio)	5-4	1946-47	1990-91
Michigan	0-2	1987-88	1996-97
Mississippi	2-0	1949-50	1949-50
Mississippi College	1-0	1955-56	1955-56
Mississippi Southern	1-1	1955-56	1956-57
Mississippi State	1-1	1957-58	1990-91
Missouri	0-1	2001-02	2001-02
Monmouth	1-1	1987-88	1999-00
Morehead State	4-3	1946-47	1970-71
Mount St. Mary's	1-0	1966-67	1966-67
Muffetts	2-0	1948-49	1949-50
Murray State	2-1	1952-53	1961-62

## N

Navy	0-1	1986-87	1986-87
Navy Rec. Barracks	0-1	1945-46	1945-46
Nebraska	1-2	1951-52	2000-01
Nevada	1-1	1963-64	1965-66
New Hampshire	1-0	2002-03	2002-03
New Mexico	0-2	1986-87	1988-89
New Orleans	0-2	1985-86	1985-86
New York University	1-1	1954-55	1967-68
Niagara	1-0	1964-65	1964-65
Norfolk State	1-0	2004-05	2004-05
North Carolina	1-8	1949-50	2004-05
North Carolina A & T	1-0	2003-04	2003-04
North Carolina-Asheville	1-0	1993-94	1993-94
North Carolina State	1-1	1939-40	2004-05
North Carolina-Wilmington	0-1	1992-93	1992-93
Northeastern	2-0	1990-91	2000-01
Northeastern Illinois	2-0	1994-95	1995-96
Northern Iowa	1-0	1998-99	1998-99
Notre Dame	7-8	1985-86	2003-04

## O-Q

Ohio State	2-1	1953-54	1999-00
Ohio University	1-1	1965-66	1969-70
Oklahoma City	5-4	1957-58	1970-71
Old Dominion	1-0	1988-89	1988-89
Oral Roberts	1-1	1988-89	1988-89
Oregon State	0-1	1969-70	1969-70
Penn State	0-4	1986-87	1994-95
Pennsylvania	4-3	1947-48	1988-89
Pensacola NAS	2-0	1946-47	1946-47
Pepperdine	0-1	1969-70	1969-70
Pi Chi	2-0	1939-40	1940-41
Pittsburgh	16-17	1947-48	2003-04
Ponce de Leon	0-1	1928-29	1928-29
Princeton	1-1	1948-49	1948-49
Providence	13-15	1962-63	2003-04
Purdue	0-2	1987-88	1998-99
Quinnipiac	1-0	1999-00	1999-00

## R

Radford	1-0	1986-87	1986-87
Redland	1-0	1928-29	1928-29
Rhode Island	4-1	1961-62	2003-04
Rider	1-0	1985-86	1985-86
Rio Grande	0-1	1953-54	1953-54
Robert Morris	1-0	1994-95	1994-95
Rollins	35-13	1927-28	1964-65
Rutgers	8-4	1988-89	2003-04

## S

St. Francis (NY)	1-0	1962-63	1962-63
St. Francis (PA)	2-0	1986-87	2001-02
St. John's	12-16	1962-63	2003-04
St. Joseph's (PA)	1-3	1950-51	1990-91

Opponent	W-L	First Game	Last Game
St. Louis	0-2	1960-61	1988-89
St. Mary's (CA)	4-0	1963-64	1969-70
St. Peter's	1-0	1962-63	1962-63
St. Thomas**	2-0	1969-70	1987-88
Sam Houston State	1-0	1993-94	1993-94
San Diego State	1-1	1986-87	1987-88
San Francisco	2-1	1960-61	1965-66
Santa Clara	0-3	1960-61	1965-66
Savannah State	3-0	1988-89	2003-04
Sebring A.C.	1-0	1927-28	1927-28
Sebring Firemen	1-0	1930-31	1930-31
Seton Hall	8-15	1956-57	2003-04
Seventh Naval District	0-1	1945-46	1945-46
Shenandoah Presb.	1-0	1940-41	1940-41
South Carolina	5-3	1948-49	2004-05
South Carolina State	1-0	2004-05	2004-05
South Florida	6-2	1987-88	1990-91
Southern California	0-2	1990-91	1992-93
Southern Illinois	1-0	1997-98	1997-98
Southern Methodist	0-2	1990-91	1991-92
Southwest Texas State	0-1	1992-93	1992-93
Spring Hill College	0-2	1955-56	1956-57
Stanford	1-1	1986-87	1988-89
Stetson	42-33	1927-28	2004-05
Syracuse	5-14	1963-64	2003-04

## T

Tampa	44-10	1939-40	1968-69
Teachers College of CN	1-0	1950-51	1950-51
Temple	1-1	1961-62	2003-04
Tennessee	1-3	1954-55	1996-97
Tennessee-Martin	1-0	2000-01	2000-01
Tennessee Tech	4-0	1946-47	2004-05
Texas	1-1	1987-88	1988-89
Texas A&M	3-0	1956-57	2002-03
Texas Christian	0-1	1957-58	1957-58
Texas Tech	1-0	1952-53	1952-53
Toledo	1-0	1956-57	1956-57
Toronto	1-0	1958-59	1958-59
Towson State	1-0	1985-86	1985-86
Tulane	4-4	1946-47	1989-90
Tulsa	1-1	1961-62	1999-00
Turner's Sports Shop	2-2	1928-29	1930-31

## U-Z

UCLA	0-4	1969-70	1997-98
UNLV	0-2	1994-95	1996-97
Utah	1-0	1965-66	1965-66
Valparaiso	0-1	1956-57	1956-57
Villanova	10-13	1991-92	2003-04
Virginia	3-1	1965-66	2004-05
Virginia Commonwealth	2-1	1987-88	1990-91
Virginia Tech	6-3	2000-01	2004-05
Volks A.C.	0-1	1927-28	1927-28
Wagner	0-1	1993-94	1993-94
Wake Forest	0-4	1939-40	2004-05
Washington	0-3	1967-68	1989-90
Washington & Lee	1-0	1954-55	1954-55
West Virginia	6-7	1955-56	2003-04
Western Kentucky	1-13	1946-47	1966-67
Wichita State	1-0	1988-89	1988-89
William & Mary	1-0	1965-66	1965-66
Winthrop	2-1	1986-87	1995-96
Wisconsin	0-2	1985-86	1986-87
Wisconsin-Green Bay	1-1	1985-86	1986-87
Wofford	1-0	2004-05	2004-05
Xavier	2-1	1955-56	2004-05
Yale	4-2	1950-51	1986-87
YMHA	2-0	1940-41	1948-49

\* - Formerly Memphis State University

\*\* - Formerly Biscayne College

# ● Series Results vs. All Opponents

## Agoga (2-0)

1928-29 ..... W ..... 49-19 (h)  
1928-29 ..... W ..... 63-33 (h)

## Akron (0-1)

12-8-56 ..... L ..... 106-80 (a)

## Alabama (0-1)

12-13-68 ..... L ..... 85-72 (a)

## Alabama Birmingham (1-0)

11-19-01 ..... W ..... 81-79 (n)

## Alabama State (1-1)

12-21-87 ..... W ..... 110-107 (h)  
12-16-89 ..... L ..... 98-81 (h)

## Alaska-Anchorage (0-1)

11-29-87 ..... L ..... 78-77 (a)

## Albany Georgia Blues (0-1)

1938-39 ..... L ..... 53-35 (a)

## Alumni (1-0)

1941-42 ..... W ..... 52-32 (h)

## American (2-1)

2-13-71 ..... L ..... 93-82 (a)  
2-26-86 ..... W ..... 73-64 (h)  
12-29-87 ..... L ..... 104-70 (n)

## Appalachian State (1-0)

12-30-04 ..... W ..... 80-63 (h)

## Arizona (0-2)

1-18-86 (OT) . L ..... 81-74 (h)  
12-19-89 ..... L ..... 83-53 (a)

## Arizona State (0-2)

1-20-90 ..... L ..... 62-58 (h)  
12-23-91 ..... L ..... 62-57 (a)

## Arkansas (1-0)

3-17-00 ..... W ..... 75-71 (n)

## Arkansas-Pine Bluff (1-0)

12-18-02 ..... W ..... 79-42 (h)

## Armstrong State (1-0)

2-16-87 ..... W ..... 97-47 (h)

## Army (3-0)

2-8-58 ..... W ..... 92-82 (h)  
12-28-60 ..... W ..... 82-75 (h)  
12-27-63 ..... W ..... 79-71 (h)

## Auburn (1-1)

12-17-66 ..... W ..... 87-73 (n)  
3-14-01 ..... L ..... 60-58 (a)

## Banana River A.F. (1-0)

2-28-47 ..... W ..... 68-48 (h)

## Baptist (2-0)

1-23-86 ..... W ..... 71-60 (h)  
12-1-89 ..... W ..... 77-67 (h)

## Barry (2-0)

11-23-91 ..... W ..... 80-67 (h)  
12-11-92 ..... W ..... 81-64 (h)

## Bethune-Cookman (4-0)

12-5-88 ..... W ..... 88-72 (h)  
2-4-93 ..... W ..... 78-54 (h)  
12-10-93 ..... W ..... 82-54 (h)  
11-30-99 ..... W ..... 102-75 (h)

## Boca Chica (1-0)

1951-52 ..... W ..... 90-53 (h)

## Boca Raton AAF (1-2)

1-25-46 ..... L ..... 55-40 (h)  
2-5-46 ..... L ..... 48-41 (h)  
1-29-47 ..... W ..... 61-43 (a)

## Boston College (8-16)

12-4-62 ..... W ..... 72-69 (a)  
12-29-89 ..... L ..... 69-60 (n)  
1-21-92 ..... L ..... 51-50 (h)  
2-22-92 ..... L ..... 55-49 (a)  
2-10-93 ..... W ..... 75-71 (h)  
2-27-93 ..... L ..... 70-58 (a)  
1-15-94 ..... L ..... 69-49 (a)  
2-16-94 ..... L ..... 79-63 (h)  
1-21-95 ..... W ..... 69-68 (h)  
2-25-95 (OT) . W ..... 77-71 (a)  
2-10-96 ..... L ..... 62-58 (h)  
1-2-97 ..... L ..... 65-62 (a)  
2-19-97 ..... L ..... 59-57 (h)  
1-28-98 ..... W ..... 67-57 (a)  
12-8-98 ..... W ..... 77-64 (h)  
1-24-99 ..... W ..... 75-67 (a)  
1-22-00 ..... W ..... 62-54 (h)  
1-7-01 ..... L ..... 73-72 (h)  
1-13-01 ..... L ..... 82-73 (a)  
1-29-02 ..... L ..... 70-65 (h)  
2-10-02 ..... L ..... 76-63 (a)  
2-15-03 ..... L ..... 76-65 (a)  
3-1-03 ..... L ..... 72-68 (h)  
2-11-04 (OT) . L ..... 74-72 (h)

## Boston University (1-0)

12-27-65 ..... W ..... 81-60 (h)

## Bowling Green State (0-1)

2-1-52 ..... L ..... 78-67 (h)

## Boynton (1-0)

1939-40 ..... W ..... 41-29

## Bradley (1-1)

12-22-55 ..... W ..... 80-73 (h)  
11-26-03 ..... L ..... 83-82 (n)

## Brandeis (0-1)

1-4-54 ..... L ..... 68-48 (h)

## Brigham Young (2-2)

12-28-59 ..... W ..... 110-93 (h)  
12-10-60 ..... L ..... 112-80 (a)  
2-9-88 ..... L ..... 99-86 (h)  
2-4-89 ..... W ..... 107-86 (h)

## Brooklyn College (3-0)

1-31-86 ..... W ..... 102-93 (n)  
3-7-87 ..... W ..... 83-64 (h)  
1-12-90 ..... W ..... 94-61 (h)

## Brown University (1-1)

12-19-67 ..... W ..... 72-71 (h)  
12-27-85 ..... L ..... 62-61 (h)

## Bucknell (2-0)

1-4-69 ..... W ..... 89-84 (h)  
1-3-70 ..... W ..... 93-88 (h)

## Buffalo (2-0)

12-19-93 ..... W ..... 63-57 (a)  
11-22-96 ..... W ..... 78-61 (h)

## Caribbean A.S. (1-0)

1945-46 ..... W ..... 46-41 (h)

## Centenary (2-2)

12-10-59 ..... L ..... 84-77 (a)  
1-26-61 ..... W ..... 86-74 (h)  
1-15-70 ..... W ..... 94-78 (h)  
2-12-70 ..... L ..... 107-86 (a)

## Central Connecticut State (1-0)

2-15-90 ..... W ..... 62-40 (h)

## Central Florida (6-0)

11-28-86 ..... W ..... 64-54 (h)  
3-5-88 ..... W ..... 100-80 (h)  
12-11-98 ..... W ..... 66-56 (h)  
11-19-99 ..... W ..... 87-54 (a)  
12-9-00 ..... W ..... 83-72 (h)  
12-27-02 ..... W ..... 62-51 (a)

## Charlotte (2-4)

11-21-97 ..... W ..... 89-72 (h)  
11-23-98 ..... L ..... 66-59 (a)  
12-7-99 ..... L ..... 65-75 (h)  
11-28-00 ..... L ..... 95-63 (a)  
12-22-01 ..... W ..... 64-56 (h)  
12-15-02 ..... L ..... 69-64 (a)

## Checker Cab (1-0)

1948-49 ..... W ..... 73-33 (h)

## Church League All-Stars (1-0)

1928-29 ..... W ..... 68-23 (h)

## The Citadel (1-1)

12-20-58 ..... L ..... 93-77 (a)  
11-22-85 ..... W ..... 85-77 (h)

## Cincinnati (1-0)

2-6-47 ..... W ..... 57-54 (h)

## City College of Charleston (1-0)

3-6-47 ..... W ..... 56-52 (n)

## City Hall (1-0)

1928-29 ..... W ..... 28-20 (h)

## Clemson (3-5)

1-5-56 ..... L ..... 98-96 (n)  
12-13-58 ..... L ..... 66-61 (n)  
12-16-66 ..... L ..... 73-64 (n)  
12-20-94 ..... L ..... 75-55 (a)  
12-23-95 (OT) . L ..... 66-52 (h)  
11-20-01 ..... W ..... 67-65 (n)  
1-26-05 ..... W ..... 69-65 (h)  
2-12-05 ..... W ..... 83-77 (a)

## Coast Guard (2-0)

1-11-46 ..... W ..... 46-45 (h)  
1-26-46 ..... W ..... 52-45 (h)

## Colgate (1-0)

12-4-87 ..... W ..... 96-68 (h)

## Colorado (0-1)

1-3-57 ..... L ..... 73-66 (h)

## Columbia (2-1)

12-18-52 ..... L ..... 65-59 (h)  
12-29-95 ..... W ..... 69-62 (h)  
11-21-00 ..... W ..... 65-41 (h)

## Connecticut (8-15)

12-27-56 ..... L ..... 74-70 (h)  
1-2-92 ..... L ..... 85-62 (a)  
1-18-92 ..... L ..... 77-58 (h)  
1-26-93 ..... W ..... 80-65 (h)  
2-13-93 ..... L ..... 88-72 (a)

2-5-94 ..... L ..... 73-57 (a)  
2-22-94 ..... L ..... 74-49 (h)  
1-31-95 ..... L ..... 82-57 (h)  
3-4-95 ..... L ..... 75-67 (h)  
1-6-96 ..... L ..... 73-52 (a)  
1-22-97 ..... W ..... 69-46 (h)  
2-15-97 ..... L ..... 72-52 (a)  
1-6-98 ..... W ..... 76-67 (h)  
1-20-99 (OT) . L ..... 70-68 (h)  
2-20-99 ..... W ..... 73-71 (a)  
2-19-00 ..... W ..... 63-57 (a)  
1-20-01 ..... W ..... 77-74 (h)  
2-24-01 ..... L ..... 60-53 (a)  
1-5-02 ..... L ..... 76-75 (a)  
2-2-02 ..... W ..... 68-66 (h)  
1-11-03 (OT) . L ..... 83-80 (a)  
1-20-03 ..... W ..... 77-76 (h)  
2-18-04 ..... L ..... 76-63 (a)

## Coppin State (2-0)

2-28-87 ..... W ..... 115-76 (h)  
1-20-88 ..... W ..... 64-54 (h)

## Cornell (1-0)

12-27-62 ..... W ..... 94-74 (h)

## Creighton (2-2)

2-10-64 ..... L ..... 124-94 (h)  
2-5-66 ..... W ..... 91-81 (h)  
2-24-68 ..... W ..... 106-93 (h)  
1-23-71 ..... L ..... 104-84 (a)

## Culver-Stockton (1-0)

1951-52 ..... W ..... 68-54 (h)

## Dartmouth (3-1)

12-27-50 ..... W ..... 61-52 (h)  
12-27-67 ..... W ..... 100-81 (h)  
12-20-86 ..... L ..... 88-86 (h)  
12-17-90 ..... W ..... 72-60 (h)

## Davidson (3-1)

2-27-89 ..... W ..... 90-78 (h)  
2-10-90 ..... W ..... 72-64 (a)  
2-2-91 ..... W ..... 79-67 (h)  
2-1-92 ..... L ..... 66-62 (a)

## Dayton (1-7)

12-5-56 ..... L ..... 87-48 (a)  
2-21-67 ..... L ..... 80-79 (h)  
2-1-68 ..... L ..... 98-60 (a)  
12-11-70 ..... L ..... 91-77 (a)  
2-8-86 ..... L ..... 79-68 (a)  
2-14-87 ..... L ..... 92-78 (h)  
3-8-88 ..... L ..... 90-89 (a)  
12-6-90 ..... W ..... 87-82 (h)

## DePaul (1-6)

2-27-88 ..... L ..... 101-82 (h)  
2-11-89 ..... L ..... 87-79 (a)  
1-31-90 ..... L ..... 76-48 (a)  
2-12-90 ..... L ..... 66-49 (h)  
2-23-91 ..... L ..... 66-53 (h)  
3-6-91 ..... L ..... 75-58 (h)  
12-28-96 ..... W ..... 61-45 (h)

## Detroit-Mercy (1-0)

12-21-99 ..... W ..... 68-64 (n)

## Duke (1-6)

12-21-62 ..... W ..... 71-69 (h)  
2-19-86 ..... L ..... 104-82 (a)  
12-22-86 ..... L ..... 74-67 (h)  
1-6-88 ..... L ..... 107-69 (a)  
12-10-88 ..... L ..... 117-102 (h)  
1-19-05 ..... L ..... 92-83 (h)  
3-03-05 ..... L ..... 83-59 (a)

## Duquesne (2-1)

12-4-64 ..... W ..... 99-95 (a)  
12-6-69 ..... L ..... 94-88 (a)  
11-28-88 ..... W ..... 84-73 (n)

## Eastern Airlines (1-0)

1939-40 ..... W ..... 30-25



Senior Gary Hamilton

# ● Series Results vs. All Opponents

## Eastern Illinois (2-1)

3-7-49 ..... L ..... 89-73 (n)  
12-24-88 ..... W ..... 83-68 (n)  
12-18-00 ..... W ..... 83-73 (h)

## Eastern Kentucky (2-1)

12-16-67 ..... W ..... 93-87 (h)  
11-30-91 ..... L ..... 66-61 (n)  
11-24-97 ..... W ..... 86-64 (a)

## Eastern Michigan (1-0)

11-18-01 ..... W ..... 93-56 (n)

## Eglin Field (0-1)

2-24-53 ..... L ..... 66-64 (a)

## Elon (0-1)

2-6-40 ..... L ..... 58-30 (a)

## Fairfield (0-1)

1-2-86 ..... L ..... 56-47 (h)

## Fairleigh Dickinson (1-1)

2-10-87 ..... L ..... 73-70 (n)  
1-4-88 ..... W ..... 81-68 (h)

## Florida (22-43)

2-15-28 ..... W ..... 40-39 (a)  
1939-40 ..... L ..... 36-23 (a)  
1939-40 ..... L ..... 53-26 (a)  
1940-41 ..... L ..... 48-35 (h)  
1940-41 ..... L ..... 62-50 (h)  
1941-42 ..... L ..... 47-31 (a)  
1941-42 ..... L ..... 37-34 (a)  
12-20-46 ..... W ..... 36-33 (h)

12-21-46 ..... W ..... 39-35 (h)  
1-3-47 ..... L ..... 42-28 (a)  
1-4-47 ..... L ..... 61-28 (a)  
12-19-47 ..... W ..... 67-50 (h)  
12-20-47 ..... L ..... 58-55 (h)  
2-20-48 ..... L ..... 72-50 (a)  
2-21-48 ..... W ..... 52-49 (a)  
1-14-49 ..... W ..... 75-65 (h)  
1-15-49 ..... W ..... 44-42 (h)  
2-22-49 ..... L ..... 90-56 (a)  
2-23-49 ..... W ..... 60-50 (a)  
12-10-49 ..... L ..... 60-53 (h)  
2-18-50 ..... L ..... 66-46 (a)  
2-2-51 ..... L ..... 78-71 (h)  
2-13-51 ..... L ..... 71-61 (a)  
1951-52 ..... L ..... 69-65 (a)  
1951-52 ..... W ..... 76-68 (h)  
12-16-52 ..... W ..... 75-73 (h)  
2-2-53 ..... L ..... 78-56 (a)  
12-12-53 ..... W ..... 85-75 (h)  
1-15-54 ..... L ..... 75-52 (a)  
12-16-54 ..... L ..... 70-61 (h)  
1-13-55 ..... L ..... 80-68 (a)  
12-19-55 ..... L ..... 74-69 (h)  
1-13-56 ..... L ..... 87-85 (a)  
12-15-56 ..... L ..... 89-65 (h)  
1-10-57 ..... L ..... 98-63 (a)  
12-21-57 ..... L ..... 73-64 (h)  
1-16-58 ..... L ..... 75-70 (a)  
12-17-58 ..... W ..... 92-82 (h)  
1-15-59 ..... L ..... 85-70 (a)

12-19-59 ..... W ..... 79-77 (h)  
1-14-60 ..... W ..... 70-65 (a)  
12-17-60 ..... W ..... 93-74 (h)  
1-11-61 ..... L ..... 81-73 (a)  
12-16-61 ..... W ..... 66-61 (h)  
1-11-62 ..... L ..... 74-62 (a)  
11-30-62 (OT) W ..... 91-87 (h)  
1-10-63 ..... W ..... 86-77 (a)  
12-7-63 ..... W ..... 95-79 (h)  
1-9-64 ..... L ..... 114-91 (a)  
12-19-64 ..... W ..... 67-58 (h)  
1-21-65 ..... L ..... 86-69 (a)  
12-4-65 ..... L ..... 77-66 (h)  
1-12-66 ..... L ..... 111-66 (a)  
12-3-66 ..... L ..... 113-88 (h)  
2-8-67 ..... L ..... 73-57 (a)  
12-7-68 ..... L ..... 111-62 (h)  
12-17-85 ..... L ..... 81-64 (h)  
1-27-86 ..... L ..... 75-53 (a)  
2-21-87 ..... L ..... 99-60 (a)  
2-15-88 ..... L ..... 83-7 (h)  
12-19-88 ..... L ..... 101-81 (a)  
2-19-90 ..... W ..... 62-59 (h)  
12-30-90 ..... L ..... 62-60 (n)  
12-21-02 (2OT) L ..... 94-93 (n)  
12-04-04 ..... W ..... 72-65 (a)

## Florida A&M (7-0)

2-10-68 ..... W ..... 108-98 (h)  
2-8-69 ..... W ..... 94-91 (h)  
2-7-70 ..... W ..... 118-111 (h)  
12-4-93 ..... W ..... 91-47 (h)

12-10-94 ..... W ..... 67-53 (h)  
12-9-95 ..... W ..... 77-53 (h)  
12-18-01 ..... W ..... 90-62 (h)

## Florida Atlantic (17-1)

2-14-89 ..... W ..... 79-74 (n)  
11-25-91 ..... W ..... 83-53 (h)  
12-19-92 ..... W ..... 84-61 (h)  
11-26-93 ..... W ..... 85-53 (h)  
1-4-94 ..... W ..... 79-62 (a)  
11-28-94 ..... W ..... 76-59 (h)  
3-2-95 ..... W ..... 80-70 (a)  
11-27-95 ..... W ..... 76-56 (a)  
12-20-95 ..... W ..... 61-51 (h)  
11-24-96 ..... W ..... 83-74 (h)  
11-16-97 ..... W ..... 69-47 (h)  
11-13-98 ..... W ..... 97-73 (a)  
12-27-99 ..... W ..... 89-52 (h)  
11-18-00 ..... W ..... 76-59 (a)  
11-26-01 ..... W ..... 74-48 (h)  
12-3-02 (OT) L ..... 74-73 (h)  
12-27-03 ..... W ..... 76-51 (h)  
11-29-04 ..... W ..... 84-68 (h)

## Florida International (9-1)

2-18-87 ..... W ..... 102-81 (h)  
3-12-88 ..... W ..... 92-76 (h)  
3-6-89 ..... W ..... 89-82 (h)  
3-6-90 ..... W ..... 83-55 (h)  
3-4-91 ..... W ..... 87-65 (h)  
3-2-92 ..... W ..... 68-63 (h)  
12-1-92 ..... L ..... 72-64 (h)  
12-3-01 ..... W ..... 77-59 (h)  
12-6-03 ..... W ..... 89-72 (h)  
12-07-04 ..... W ..... 80-67 (a)

## Florida Southern (58-8)

1-25-28 ..... L ..... 40-26 (a)  
2-18-28 ..... W ..... 38-18 (h)  
1928-29 ..... L ..... 39-15 (a)  
1928-29 ..... W ..... 36-29 (h)  
1930-31 ..... W ..... 27-24 (h)  
1930-31 ..... L ..... 40-21 (a)  
1939-40 ..... W ..... 43-42 (a)  
1939-40 ..... W ..... 37-30 (a)  
1940-41 ..... W ..... 57-43 (a)  
1940-41 ..... W ..... 41-33 (h)  
1940-41 ..... L ..... 50-38 (h)  
1941-42 ..... W ..... 41-21 (h)  
1941-42 ..... W ..... 40-25 (h)  
1941-42 ..... W ..... 41-34 (a)  
1941-42 ..... W ..... 38-32 (a)  
2-11-46 ..... W ..... 45-40 (h)  
2-12-46 ..... W ..... 53-47 (h)  
2-20-46 ..... W ..... 46-43 (a)  
12-13-46 ..... W ..... 38-25 (h)  
12-14-46 ..... L ..... 41-37 (h)  
2-7-47 ..... W ..... 55-43 (a)  
2-8-47 ..... W ..... 61-43 (a)  
2-6-48 ..... L ..... 59-50 (a)  
2-7-48 ..... W ..... 52-43 (a)  
2-27-48 ..... W ..... 76-44 (h)  
2-28-48 ..... W ..... 59-42 (h)  
2-8-49 ..... W ..... 68-47 (a)  
2-9-49 ..... W ..... 68-57 (a)  
1-20-50 ..... W ..... 69-59 (h)  
1-21-50 ..... W ..... 59-49 (h)

12-9-50 ..... W ..... 64-61 (a)  
2-9-51 ..... W ..... 79-65 (h)  
1951-52 ..... W ..... 106-43 (h)  
1951-52 ..... W ..... 58-41 (a)  
12-1-52 ..... W ..... 83-60 (h)  
12-13-54 ..... W ..... 58-44 (h)  
2-16-55 ..... W ..... 73-71 (a)  
12-3-55 ..... W ..... 92-80 (h)  
2-10-56 ..... W ..... 91-90 (a)  
12-1-56 ..... W ..... 84-69 (h)  
2-8-57 ..... L ..... 95-85 (a)  
2-5-58 ..... W ..... 84-69 (a)  
2-17-58 ..... W ..... 76-58 (h)  
12-8-58 ..... W ..... 107-80 (h)  
2-2-59 ..... W ..... 79-76 (a)  
2-6-60 ..... W ..... 88-71 (a)  
2-18-60 ..... W ..... 121-85 (h)  
12-15-60 ..... W ..... 87-54 (h)  
2-4-61 ..... W ..... 92-80 (a)  
12-14-61 ..... W ..... 96-67 (h)  
2-3-62 ..... W ..... 82-73 (a)  
12-13-62 ..... W ..... 116-93 (h)  
2-2-63 ..... W ..... 99-83 (a)  
2-1-64 ..... W ..... 85-78 (a)  
2-18-64 ..... W ..... 120-79 (h)  
1-13-65 ..... W ..... 124-93 (h)  
2-5-65 ..... W ..... 94-82 (a)  
1-15-66 ..... W ..... 89-66 (h)  
1-28-66 ..... W ..... 101-80 (a)  
1-19-67 ..... W ..... 102-72 (h)  
1-27-67 ..... W ..... 55-49 (a)  
1-27-68 ..... W ..... 94-76 (a)  
1-28-69 ..... W ..... 87-73 (a)  
1-23-70 ..... W ..... 103-92 (a)  
1-29-71 (OT) L ..... 96-95 (h)

## Florida State (26-28)

12-19-50 ..... W ..... 80-61 (h)  
1951-52 ..... W ..... 93-56 (h)  
1951-52 ..... W ..... 76-73 (a)  
1951-52 ..... L ..... 73-70 (n)  
1-9-53 ..... W ..... 93-65 (h)  
2-23-53 ..... L ..... 81-75 (a)  
1-9-54 ..... W ..... 78-61 (h)  
2-5-54 ..... L ..... 76-69 (a)  
12-20-54 ..... L ..... 71-66 (a)  
2-25-55 ..... L ..... 86-80 (h)  
1-7-56 ..... L ..... 78-76 (a)  
2-25-56 ..... W ..... 91-85 (h)  
1-12-57 ..... W ..... 85-77 (a)  
2-23-57 ..... W ..... 98-82 (h)  
1-18-58 ..... L ..... 71-70 (a)  
2-22-58 ..... W ..... 86-66 (h)  
12-19-58 ..... W ..... 85-79 (h)  
1-17-59 ..... L ..... 93-69 (a)  
2-28-59 ..... W ..... 92-85 (h)  
1-16-60 ..... W ..... 93-91 (a)  
2-27-60 ..... W ..... 107-89 (h)  
1-14-61 ..... L ..... 89-78 (a)  
2-25-61 ..... W ..... 75-73 (h)  
1-13-62 ..... L ..... 65-60 (a)  
2-24-62 ..... L ..... 83-80 (h)  
1-12-63 (OT) L ..... 77-74 (a)  
2-23-63 ..... W ..... 99-70 (h)  
1-11-64 ..... L ..... 80-78 (a)



Junior Anthony Harris

# ● Series Results vs. All Opponents

2-29-64 ..... W ..... 82-80 (h)  
 1-9-65 ..... L ..... 67-66 (a)  
 3-1-65 ..... W ..... 82-75 (h)  
 1-7-66 ..... L ..... 78-62 (a)  
 2-28-66 ..... W ..... 112-90 (h)  
 1-7-67 ..... L ..... 61-60 (a)  
 3-1-67 ..... W ..... 110-90 (h)  
 1-12-68 ..... L ..... 122-93 (a)  
 3-1-68 ..... W ..... 96-84 (h)  
 12-6-68 ..... L ..... 111-84 (h)  
 1-10-69 ..... L ..... 86-81 (a)  
 3-1-69 ..... L ..... 89-86 (h)  
 1-9-70 ..... L ..... 104-63 (a)  
 2-28-70 ..... L ..... 112-96 (h)  
 1-8-71 ..... L ..... 114-106 (a)  
 2-27-71 ..... W ..... 100-94 (h)  
 1-20-86 ..... W ..... 83-75 (h)  
 2-3-86 ..... L ..... 90-72 (a)  
 2-4-87 ..... W ..... 63-57 (h)  
 2-26-87 ..... L ..... 108-84 (a)  
 1-18-90 (2 OT) W ..... 101-97 (h)  
 2-17-90 ..... L ..... 92-73 (a)  
 12-8-02 ..... L ..... 72-55 (a)  
 12-14-03 ..... L ..... 67-58 (h)  
 1-15-05 ..... W ..... 64-63 (h)  
 2-22-05 ..... W ..... 65-49 (a)

**Fordham (1-1)**  
 12-22-70 ..... L ..... 85-83 (h)  
 12-30-94 ..... W ..... 55-43 (h)

**Fort Lauderdale NAS (0-1)**  
 2-4-46 ..... L ..... 32-31 (h)

**Furman (0-2)**  
 1-4-52 ..... L ..... 55-53 (h)  
 1-3-55 ..... L ..... 91-74 (h)

**George Mason (1-1)**  
 1-1-90 (OT) . W ..... 101-91 (a)  
 11-23-90 ..... L ..... 97-91 (h)

**George Washington (0-2)**  
 2-11-71 ..... L ..... 83-81 (a)  
 12-29-91 ..... L ..... 78-64 (n)

**Georgetown (12-19)**  
 1-24-55 ..... W ..... 84-81 (h)  
 1-2-88 ..... L ..... 82-78 (h)  
 1-7-89 ..... L ..... 112-79 (a)  
 1-25-92 ..... L ..... 60-40 (a)  
 2-15-92 ..... L ..... 75-58 (h)  
 3-13-92 ..... L ..... 77-64 (h)  
 1-2-93 ..... W ..... 80-69 (n)  
 3-3-93 ..... L ..... 82-64 (a)  
 3-11-93 ..... L ..... 67-40 (n)  
 12-7-93 ..... L ..... 61-47 (h)  
 1-29-94 ..... L ..... 77-40 (a)  
 1-7-95 ..... L ..... 71-64 (a)  
 2-4-95 ..... W ..... 67-61 (h)  
 3-10-95 ..... L ..... 69-58 (n)  
 1-13-96 ..... L ..... 72-67 (a)  
 3-7-96 ..... L ..... 92-62 (n)  
 1-4-97 ..... W ..... 69-67 (a)  
 1-18-97 (OT) . W ..... 68-65 (h)  
 3-6-97 ..... L ..... 63-59 (h)  
 12-6-97 ..... W ..... 66-56 (h)  
 3-4-98 ..... L ..... 62-56 (n)  
 12-30-98 ..... W ..... 64-63 (a)

2-6-99 ..... W ..... 71-58 (h)  
 3-4-99 ..... W ..... 65-54 (h)  
 1-15-00 ..... L ..... 61-65 (a)  
 2-7-00 ..... W ..... 77-55 (h)  
 1-2-02 ..... W ..... 79-71 (a)  
 3-7-02 (OT) . W ..... 84-76 (h)  
 2-22-03 ..... L ..... 74-72 (n)  
 1-31-04 (OT) . L ..... 87-80 (h)  
 2-7-04 ..... L ..... 80-64 (a)

**Georgia (1-3)**  
 1938-39 ..... L ..... 41-19 (a)  
 11-3-85 ..... W ..... 81-78 (h)  
 12-14-90 ..... L ..... 78-60 (h)  
 12-22-92 ..... L ..... 69-67 (a)

**Georgia State (3-0)**  
 11-29-85 ..... W ..... 82-72 (h)  
 12-12-97 ..... W ..... 80-64 (h)  
 12-18-98 ..... W ..... 76-55 (a)

**Georgia Tech (1-4)**  
 1-3-53 ..... W ..... 82-60 (h)  
 2-27-67 ..... L ..... 90-84 (a)  
 12-27-97 ..... L ..... 89-61 (h)  
 1-06-05 ..... L ..... 80-69 (a)  
 2-26-05 ..... L ..... 76-72 (h)

**Hartford (3-1)**  
 3-3-86 ..... W ..... 66-62 (h)  
 2-27-90 ..... L ..... 62-58 (h)  
 12-13-96 ..... W ..... 74-58 (h)  
 12-11-99 ..... W ..... 97-61 (h)

**Havana (5-1)**  
 2-3-28 ..... W ..... 38-14 (h)  
 1928-29 ..... L ..... 26-22 (h)  
 1938-39 ..... W ..... 38-34 (h)  
 1938-39 ..... W ..... 46-40 (h)  
 1-7-49 ..... W ..... 73-57 (h)  
 1-8-49 ..... W ..... 66-53 (h)

**Hawaii (2-1)**  
 12-6-67 ..... W ..... 102-83 (a)  
 12-7-67 ..... L ..... 110-76 (a)  
 1-31-69 ..... W ..... 84-82 (h)

**Hofstra (1-0)**  
 1-4-86 ..... W ..... 70-63 (h)

**Holy Cross (1-0)**  
 12-29-61 ..... W ..... 77-71 (h)

**Houston (5-9)**  
 1-25-56 ..... L ..... 95-77 (h)  
 12-22-56 ..... W ..... 67-63 (h)  
 12-9-59 ..... W ..... 72-63 (a)  
 1-23-60 ..... L ..... 88-79 (h)  
 1-21-61 ..... W ..... 89-78 (h)  
 2-8-62 ..... L ..... 80-69 (h)  
 1-24-63 ..... W ..... 71-70 (h)  
 2-13-64 ..... L ..... 93-83 (a)  
 2-20-65 ..... W ..... 103-91 (h)  
 2-17-66 ..... L ..... 111-96 (a)  
 2-18-67 ..... L ..... 105-86 (h)  
 2-15-68 ..... L ..... 106-64 (a)  
 2-14-70 ..... L ..... 118-98 (a)  
 2-20-71 ..... L ..... 99-93 (h)

**Howard (1-1)**  
 12-6-91 ..... L ..... 64-55 (h)  
 11-29-01 ..... W ..... 87-71 (h)

**Illinois (0-1)**  
 12-28-69 ..... L ..... 86-76 (h)

**Illinois State (0-1)**  
 12-22-99 ..... L ..... 78-87 (n)

**Indiana (1-0)**  
 12-15-01 ..... W ..... 58-53 (h)

**IPFW (1-0)**  
 12-30-03 ..... W ..... 75-52 (h)

**Iona (1-0)**  
 1-7-60 ..... W ..... 69-67 (a)

**Jacksonville Navy (1-2)**  
 1941-42 ..... W ..... 44-18 (h)  
 1941-42 ..... L ..... 46-25 (a)  
 1941-42 ..... L ..... 44-37 (a)

**Jacksonville (24-6)**  
 12-2-57 ..... W ..... 89-87 (h)  
 1-17-58 ..... L ..... 86-72 (a)  
 1-16-59 ..... W ..... 64-62 (a)  
 2-14-59 ..... W ..... 95-93 (h)  
 12-3-59 ..... W ..... 106-98 (h)  
 1-13-60 (OT) . W ..... 78-70 (a)  
 1-13-61 (OT) . W ..... 93-84 (a)  
 2-20-61 ..... W ..... 96-80 (h)  
 12-2-61 ..... W ..... 93-80 (h)  
 11-29-97 ..... W ..... 74-70 (a)  
 1-10-62 ..... W ..... 90-89 (a)  
 1-9-63 ..... W ..... 103-91 (a)  
 2-5-63 ..... W ..... 112-105 (h)  
 1-8-64 ..... W ..... 97-92 (a)  
 2-4-64 ..... W ..... 117-92 (h)  
 1-7-65 ..... W ..... 86-82 (a)  
 1-16-65 ..... W ..... 127-99 (h)  
 1-8-66 ..... L ..... 71-69 (a)  
 2-12-66 ..... W ..... 117-104 (h)  
 1-6-67 ..... W ..... 75-70 (a)  
 1-14-67 ..... W ..... 106-86 (h)  
 1-13-68 ..... W ..... 72-67 (a)  
 1-18-68 ..... W ..... 76-75 (h)

1-11-69 ..... W ..... 94-87 (a)  
 2-25-69 ..... W ..... 95-86 (h)  
 1-10-70 ..... L ..... 121-87 (a)  
 3-4-70 ..... L ..... 108-97 (h)  
 1-9-71 ..... L ..... 124-82 (a)  
 3-2-71 ..... L ..... 94-75 (h)  
 12-18-96 ..... W ..... 74-57 (h)  
 11-29-97 ..... W ..... 74-70 (a)

**Jewish Prog. Atlanta (0-1)**  
 1938-39 ..... L ..... 39-24 (h)

**Junior C. of C. (1-1)**  
 1928-29 ..... W ..... 25-24 (h)  
 1928-29 ..... L ..... 28-23 (h)

**Kansas (1-3)**  
 1-17-87 ..... L ..... 82-47 (a)  
 1-12-89 ..... W ..... 87-86 (h)  
 1-10-90 ..... L ..... 100-73 (h)  
 1-16-91 ..... L ..... 73-60 (a)

**Kentucky (0-3)**  
 12-3-56 ..... L ..... 114-75 (a)  
 12-5-98 ..... L ..... 74-65 (a)  
 1-29-00 ..... L ..... 57-60 (h)

**Kentucky Wesleyan (4-1)**  
 1-31-56 ..... L ..... 86-82 (h)  
 1-24-57 ..... W ..... 100-95 (h)  
 12-16-57 ..... W ..... 96-78 (a)  
 1-26-59 ..... W ..... 69-64 (h)  
 2-22-60 ..... W ..... 104-95 (h)

**Key West Navy (1-0)**  
 1951-52 ..... W ..... 85-55 (h)

**Lafayette (3-1)**  
 1-11-71 ..... W ..... 78-75 (h)  
 1-14-91 ..... L ..... 73-57 (h)  
 3-12-99 ..... W ..... 75-54 (n)  
 11-24-01 ..... W ..... 79-69 (h)

**La Salle (4-9)**  
 2-5-51 ..... L ..... 95-84 (h)  
 2-6-51 (OT) . W ..... 77-75 (h)  
 1-7-61 ..... L ..... 88-74 (a)  
 1-25-62 ..... L ..... 73-61 (h)  
 1-4-63 ..... L ..... 78-76 (a)  
 1-23-64 ..... W ..... 121-99 (h)  
 12-8-64 ..... L ..... 90-86 (a)  
 3-5-66 ..... W ..... 108-102 (h)  
 12-7-66 ..... L ..... 99-82 (a)  
 1-2-68 ..... L ..... 92-84 (h)  
 12-11-68 ..... L ..... 96-71 (a)  
 2-17-70 ..... W ..... 103-96 (h)  
 12-9-70 ..... L ..... 97-77 (a)

**Lehigh (5-1)**  
 12-4-70 ..... W ..... 74-67 (h)  
 12-27-89 ..... L ..... 83-59 (n)  
 1-9-91 ..... W ..... 99-67 (h)  
 12-30-96 ..... W ..... 68-32 (h)  
 12-27-00 ..... W ..... 71-52 (h)  
 12-30-02 ..... W ..... 68-62 (h)

**Long Island (1-0)**  
 12-16-88 ..... W ..... 102-66 (h)

**UL-Lafayette (0-1)**  
 12-20-99 ..... L ..... 66-60 (n)

**UL-Monroe (1-0)**  
 11-23-03 ..... W ..... 78-60 (h)



Junior Anthony King



# ● Series Results vs. All Opponents

## Louisiana State (3-1)

12-11-50 ..... W ..... 68-62 (h)  
 12-11-52 ..... L ..... 86-58 (a)  
 12-11-57 ..... W ..... 73-65 (a)  
 12-27-01 ..... W ..... 68-61 (n)

## Louisville (2-5)

1-5-51 ..... L ..... 73-60 (h)  
 12-29-52 ..... L ..... 84-74 (h)  
 1-31-57 ..... L ..... 89-60 (h)  
 1-30-61 ..... W ..... 71-69 (h)  
 12-6-61 ..... L ..... 77-59 (a)  
 2-9-63 ..... W ..... 94-84 (h)  
 12-28-65 (OT) L ..... 85-84 (h)

## Loyola (N.O.) (9-7)

12-10-52 ..... L ..... 71-54 (a)  
 12-10-55 ..... W ..... 83-82 (a)  
 12-10-57 ..... L ..... 76-52 (h)  
 1-25-58 ..... W ..... 89-82 (h)  
 2-16-59 ..... W ..... 93-84 (h)  
 12-12-59 ..... W ..... 86-70 (a)  
 2-11-61 ..... W ..... 65-61 (h)  
 2-10-62 ..... L ..... 113-70 (h)  
 2-15-64 (OT) W ..... 97-90 (a)  
 2-13-65 ..... W ..... 115-86 (h)  
 2-19-66 ..... L ..... 89-76 (a)  
 2-11-67 ..... W ..... 68-66 (h)  
 2-17-68 ..... L ..... 86-84 (a)  
 2-15-69 ..... W ..... 89-80 (h)  
 1-31-70 ..... L ..... 98-84 (a)  
 2-6-71 ..... L ..... 107-88 (h)

## Lubbock Christian (1-0)

11-21-2003 ..... W ..... 86-66 (h)

## Maine (1-0)

11-29-91 ..... W ..... 62-57 (n)

## Manhattan (1-0)

12-28-85 ..... W ..... 79-61 (h)

## Marist (1-1)

2-1-88 (OT) ..... W ..... 79-76 (a)  
 2-18-88 ..... L ..... 73-62 (h)

## Marquette (2-2)

3-5-86 ..... L ..... 84-62 (a)  
 1-24-87 (OT) W ..... 91-89 (h)  
 1-16-88 ..... L ..... 65-51 (a)  
 1-28-89 ..... W ..... 106-90 (h)

## Marshall (2-1)

1941-42 ..... L ..... 37-33 (h)  
 2-23-71 ..... W ..... 89-88 (h)  
 12-27-91 ..... W ..... 70-55 (n)

## Maryland (5-4)

1-28-49 ..... L ..... 43-42 (h)  
 1-29-49 ..... W ..... 58-48 (h)  
 2-1-54 ..... L ..... 63-57 (h)  
 1-22-62 ..... L ..... 71-68 (h)  
 12-29-64 ..... W ..... 80-73 (h)  
 1-30-68 ..... W ..... 93-73 (h)  
 12-21-68 ..... W ..... 92-85 (n)  
 12-29-70 ..... L ..... 111-77 (h)  
 2-05-05(OT) W ..... 75-73 (h)

## Maryland-Baltimore County (3-0)

1-11-88 ..... W ..... 75-56 (h)  
 11-27-89 ..... W ..... 91-74 (h)  
 12-9-03 ..... W ..... 61-52 (h)

## Maryland-Eastern Shore (3-0)

2-12-86 ..... W ..... 77-55 (h)  
 1-14-87 ..... W ..... 88-66 (h)  
 11-25-88 ..... W ..... 108-80 (h)

## Massachusetts (1-0)

12-12-04 ..... W ..... 80-53 (h)

## McDill Field (2-0)

2-19-46 ..... W ..... 54-50 (a)  
 1-31-48 ..... W ..... 67-48 (a)

## #Memphis (5-6)

1-4-56 ..... L ..... 79-71 (n)  
 1-18-64 ..... W ..... 78-69 (h)  
 2-15-66 ..... L ..... 86-72 (a)  
 2-2-67 ..... W ..... 88-63 (h)  
 2-13-68 ..... L ..... 67-44 (a)  
 1-21-91 ..... L ..... 80-72 (a)  
 2-11-91 (OT) L ..... 83-82 (h)  
 12-22-97 ..... W ..... 65-57 (a)  
 12-22-98 ..... W ..... 80-64 (a)  
 12-4-99 ..... L ..... 82-72 (a)  
 12-21-00 ..... W ..... 66-57 (h)

# - Formerly Memphis State University

## Mercer (1-1)

1938-39 ..... L ..... 56-37 (a)  
 2-3-90 ..... W ..... 53-47 (h)

## Miami Beach (1-0)

1928-29 ..... W ..... 66-18 (h)

## Miami Beach All-Stars (1-0)

12-3-52 ..... W ..... 70-45 (h)

## Miami Beach Canoe Club (2-0)

2-21-28 ..... W ..... 52-21 (h)  
 2-23-28 ..... W ..... 18-9 (h)

## Miami (Ohio) (5-4)

1-17-47 ..... L ..... 60-44 (a)  
 1-10-55 ..... L ..... 75-73 (h)  
 12-30-58 (OT) L ..... 89-87 (h)  
 12-21-59 ..... W ..... 83-78 (a)  
 1-4-61 (2 OT) W ..... 102-100 (h)  
 12-28-61 ..... W ..... 83-73 (h)  
 2-2-65 ..... W ..... 100-85 (h)  
 2-22-69 ..... W ..... 74-68 (h)  
 12-27-90 (2 OT) L ..... 101-99 (n)

## Michigan (0-2)

11-27-87 ..... L ..... 109-76 (n)  
 3-13-97 ..... L ..... 76-63 (a)

## Mississippi (2-0)

12-21-49 ..... W ..... 82-67 (h)  
 12-22-49 ..... W ..... 55-43 (h)

## Mississippi College (1-0)

1-19-56 ..... W ..... 89-84 (h)

## Mississippi Southern (1-1)

12-1-55 ..... L ..... 63-61 (a)  
 2-16-57 ..... W ..... 85-78 (h)

## Mississippi State (1-1)

12-13-57 ..... L ..... 66-64 (n)  
 12-28-90 ..... W ..... 74-67 (n)

## Missouri (0-1)

3-14-02 ..... L ..... 93-80 (n)

## Monmouth (1-1)

2-4-88 (OT) L ..... 64-62 (h)  
 11-22-99 ..... W ..... 67-46 (h)

## Morehead State (4-3)

1-18-47 ..... W ..... 61-56 (a)  
 2-20-56 ..... L ..... 102-89 (h)  
 2-23-59 ..... W ..... 102-85 (h)  
 2-23-61 ..... W ..... 85-70 (h)  
 12-4-61 ..... L ..... 107-81 (a)  
 2-1-69 (OT) W ..... 92-91 (h)  
 2-1-71 ..... L ..... 76-75 (h)

## Mount St. Mary's (1-0)

12-8-66 ..... W ..... 86-83 (a)

## Muffets (2-0)

12-14-48 ..... W ..... 69-51 (h)  
 12-6-49 ..... W ..... 78-37 (h)

## Murray State (2-1)

1-30-53 ..... L ..... 69-65 (h)  
 12-14-59 ..... W ..... 92-80 (h)  
 12-8-61 ..... W ..... 69-67 (a)

## Navy (0-1)

2-7-87 ..... L ..... 78-62 (n)

## Navy Rec. Barracks (0-1)

1-16-46 ..... L ..... 46-43 (h)

## Nebraska (1-2)

11-30-51 ..... W ..... 70-60 (h)  
 12-18-71 ..... L ..... 85-58 (a)  
 12-16-00 ..... L ..... 72-64 (h)

## Nevada (1-1)

12-14-63 (OT) W ..... 81-78 (a)  
 12-11-66 ..... L ..... 89-79 (a)

## New Hampshire (1-0)

11-23-02 ..... W ..... 93-58 (h)

## New Mexico (0-2)

1-29-87 ..... L ..... 87-78 (a)  
 2-1-89 ..... L ..... 110-93 (h)

## New Orleans (0-2)

1-7-86 ..... L ..... 64-57 (a)  
 2-15-86 ..... L ..... 85-75 (h)

## New York University (1-1)

12-29-54 ..... L ..... 74-67 (h)  
 12-28-67 ..... W ..... 102-91 (h)

## Niagara (1-0)

12-10-64 ..... W ..... 74-67 (a)

## Norfolk State (1-0)

1-02-05 ..... W ..... 76-58 (h)

## North Carolina (1-8)

1-13-50 ..... L ..... 55-53 (h)  
 1-14-50 ..... L ..... 66-51 (h)  
 12-6-86 ..... L ..... 122-77 (a)  
 2-5-90 ..... L ..... 87-74 (a)  
 12-18-99 ..... L ..... 68-78 (n)  
 12-4-00 ..... L ..... 67-45 (a)  
 1-4-03 (OT) W ..... 64-61 (h)  
 1-7-04 ..... L ..... 89-64 (a)  
 1-22-05 ..... L ..... 87-67 (a)

## North Carolina A&T (1-0)

12-22-03 ..... W ..... 81-62 (h)

## North Carolina-Asheville (1-0)

12-1-93 ..... W ..... 82-60 (h)

## North Carolina State (1-1)

1939-40 ..... L ..... 46-35 (a)  
 1-09-05 ..... W ..... 67-66 (h)

## North Carolina-Wilmington (0-1)

12-29-92 ..... L ..... 88-73 (h)

## Northeastern (2-0)

1-31-91 ..... W ..... 79-63 (h)  
 11-25-00 ..... W ..... 92-86 (h)

## Northeastern Illinois (2-0)

11-25-94 ..... W ..... 66-48 (h)  
 11-24-95 ..... W ..... 81-58 (h)

## Northern Iowa (1-0)

11-27-98 ..... W ..... 78-69 (h)

## Notre Dame (7-8)

2-22-86 ..... L ..... 126-73 (h)  
 3-5-87 ..... L ..... 65-49 (a)  
 1-27-90 ..... L ..... 107-60 (a)  
 1-12-91 ..... L ..... 60-52 (h)  
 1-23-96 ..... W ..... 72-64 (h)  
 2-28-96 ..... W ..... 71-59 (a)  
 2-25-97 ..... L ..... 69-60 (a)  
 2-14-98 ..... W ..... 66-57 (h)  
 2-22-98 ..... W ..... 65-59 (a)  
 1-9-99 ..... L ..... 71-68 (h)  
 1-25-00 ..... W ..... 63-49 (a)  
 2-26-00 ..... W ..... 55-52 (h)  
 3-9-00 ..... W ..... 61-58 (n)  
 2-23-02 ..... L ..... 90-77 (h)  
 1-28-04 ..... L ..... 72-62 (a)

## Ohio State (2-1)

12-21-53 ..... L ..... 106-81 (h)  
 12-27-98 ..... W ..... 72-64 (h)  
 3-19-00 ..... W ..... 75-62 (n)

## Ohio University (1-1)

12-18-65 ..... W ..... 105-100 (h)  
 12-30-69 ..... L ..... 99-74 (h)

## Oklahoma City (5-4)

2-10-58 ..... W ..... 83-66 (h)  
 1-29-60 ..... W ..... 97-84 (h)  
 1-6-62 (OT) L ..... 118-113 (h)  
 1-30-65 ..... W ..... 115-92 (h)  
 1-10-67 ..... W ..... 111-109 (h)  
 2-26-70 ..... L ..... 91-90 (h)  
 12-19-70 (OT) L ..... 94-91 (n)  
 1-2-71 ..... W ..... 90-87 (h)  
 1-22-71 ..... L ..... 88-75 (a)

## Old Dominion (1-0)

12-26-88 ..... W ..... 77-76 (n)

## Oral Roberts (1-1)

11-28-88 ..... W ..... 108-103 (h)  
 2-25-89 ..... L ..... 99-92 (a)

## Oregon State (0-1)

12-1-69 ..... L ..... 86-81 (h)

## Penn State (0-4)

11-29-86 ..... L ..... 74-61 (h)  
 11-27-90 ..... L ..... 93-67 (a)  
 1-25-91 ..... L ..... 69-57 (h)  
 3-15-95 ..... L ..... 62-56 (a)



Senior Eric Wilkins

# ● Series Results vs. All Opponents

## Pennsylvania (4-3)

1-2-48	..... L	53-46	(h)
12-29-49	..... W	64-62	(h)
12-30-49	..... W	53-51	(h)
12-29-51	..... L	89-64	(h)
12-28-53	..... L	67-54	(h)
12-27-66	..... W	82-78	(h)
12-28-88	..... W	102-69	(n)

## Pensacola NAS (2-0)

2-14-47	..... W	69-50	(h)
2-15-47	..... W	64-36	(h)

## Pepperdine (0-1)

12-13-69 (OT)	L	93-90	(a)
---------------	---	-------	-----

## Pi Chi (2-0)

1939-40	..... W	42-29	(n)
1940-41	..... W	45-27	(n)

## Pittsburgh (16-17)

12-26-47	..... W	43-40	(a)
12-21-48	..... W	58-52	(h)
12-22-48	..... L	80-48	(h)
1-18-51	..... L	81-56	(a)
2-9-55	..... L	78-72	(h)
12-12-58	..... L	69-65	(a)
12-28-62	..... W	86-85	(h)
12-5-64	..... W	85-71	(a)
1-6-68	..... W	100-84	(h)
12-27-68	..... W	72-70	(h)
12-5-69	..... W	85-67	(a)
1-29-92	..... L	82-52	(a)
2-4-92	..... L	77-55	(h)
3-12-92	..... W	83-71	(n)
1-6-93	..... L	85-78	(a)
1-23-93	..... L	86-84	(h)
1-12-94	..... L	83-55	(a)
2-1-94	..... L	80-71	(h)
2-18-95	..... L	67-61	(a)
2-25-95 (OT)	W	76-68	(h)
1-20-96	..... W	66-57	(h)
1-8-97	..... L	76-72	(a)
2-5-97	..... W	78-63	(h)
1-3-98	..... W	73-65	(a)
1-30-99	..... L	60-54	(a)
2-23-99	..... W	85-52	(h)
2-1-00	..... W	64-60	(h)
2-31-00	..... W	74-66	(a)
1-8-01	..... L	62-51	(a)
3-7-01	..... L	78-69	(a)
1-15-02 (OT)	W	76-69	(h)
3-8-02	..... L	76-71	(n)
1-10-04 (2OT)	L	84-80	(h)

## Ponce de Leon (0-1)

1928-29	..... L	12-11	(h)
---------	---------	-------	-----

## Princeton (1-1)

12-28-48	..... W	37-35	(h)
12-29-48 (2 OT)	L	62-55	(h)

## Providence (13-15)

12-8-62	..... W	82-75	(a)
3-19-63	..... L	106-96	(n)
1-20-87	..... L	92-88	(h)
1-27-88	..... W	83-77	(a)
1-24-89	..... L	106-91	(h)
2-21-90	..... L	101-67	(a)
2-12-92	..... L	73-51	(h)
3-7-92	..... L	62-57	(a)
1-19-93	..... W	75-66	(h)

2-16-93	..... L	75-60	(a)
1-8-94	..... L	81-59	(a)
2-26-94	..... L	88-60	(h)
1-18-95	..... W	81-75	(a)
2-11-95	..... W	69-63	(h)
2-14-96	..... L	77-54	(a)
3-2-96	..... W	66-59	(h)
1-15-97	..... W	71-69	(h)
2-4-98	..... W	64-54	(h)
2-18-98	..... L	59-57	(a)
2-13-99	..... W	69-65	(a)
2-16-00	..... L	47-45	(h)
1-16-01	..... W	78-64	(a)
1-20-01	..... L	80-70	(h)
1-19-02 (OT)	W	102-96	(h)
2-26-02	..... W	81-65	(a)
1-29-03	..... W	60-57	(h)
2-18-03	..... L	73-63	(a)
2-21-04	..... L	70-57	(a)

## Purdue (0-2)

12-30-87	..... L	110-82	(n)
3-14-99	..... L	73-63	(n)

## Quinnipiac (1-0)

12-29-99	..... W	80-66	(h)
----------	---------	-------	-----

## Radford (1-0)

1-10-87	..... W	66-62	(n)
---------	---------	-------	-----

## Redland (1-0)

1928-29	..... W	42-11	(h)
---------	---------	-------	-----

## Rhode Island (4-1)

1-3-62	..... W	80-70	(h)
12-6-62	..... W	88-80	(a)
1-4-64	..... W	105-88	(h)
1-5-70	..... W	105-95	(h)
11-25-03	..... L	54-53	(n)

## Rider (1-0)

12-18-85	..... W	81-58	(h)
----------	---------	-------	-----

## Rio Grande (0-1)

12-19-53	..... L	89-88	(h)
----------	---------	-------	-----

## Robert Morris (1-0)

11-30-94	..... W	66-51	(h)
----------	---------	-------	-----

## Rollins (35-13)

1-14-28	..... W	52-15	(h)
1-23-28	..... L	32-21	(a)
1928-29	..... W	34-15	(h)
1928-29	..... W	34-13	(a)
1930-31	..... L	32-22	(h)
1930-31	..... W	41-39	(h)
1930-31	..... L	39-36	(a)
1930-31	..... L	26-22	(a)
1938-39	..... W	48-29	(h)
1938-39	..... L	49-45	(h)
1938-39	..... W	52-39	(a)
1938-39	..... L	42-28	(a)
1939-40	..... L	51-50	(h)
1939-40	..... L	38-25	(h)
1939-40	..... L	56-49	(a)
1939-40	..... W	50-49	(a)
1940-41	..... W	55-29	(h)
1940-41	..... W	57-41	(h)
1940-41	..... W	44-35	(a)
2-11-50	..... W	70-54	(a)
12-7-50	..... L	59-58	(a)
1-10-51	..... W	79-54	(h)
1951-52	..... L	78-63	(a)

1951-52	..... W	98-61	(h)
2-5-53	..... W	68-60	(a)
2-12-53	..... W	95-69	(h)
2-4-54	..... L	85-71	(a)
1-8-55	..... W	93-76	(h)
2-12-55	..... W	77-69	(a)
1-21-56	..... W	86-72	(h)
2-9-56	..... W	89-82	(a)
1-19-57	..... W	63-51	(h)
2-7-57	..... W	93-86	(a)
1-13-58	..... W	90-71	(h)
1-30-58	..... L	72-68	(a)
12-3-58	..... W	104-87	(h)
2-6-59	..... W	84-81	(a)
12-1-59	..... W	110-86	(h)
2-2-60	..... W	90-79	(a)
12-1-60	..... W	80-62	(a)
2-1-61	..... W	103-75	(h)
1-31-62	..... W	89-67	(h)
2-19-62	..... W	92-54	(h)
1-30-63	..... W	120-72	(a)
2-12-63	..... W	144-75	(h)
12-19-63	..... W	108-90	(h)
1-28-64	..... W	127-85	(a)
1-23-65	..... W	128-95	(a)
2-23-65	..... W	148-79	(h)

## Rutgers (8-4)

1-3-89 (OT)	W	99-94	(a)
2-25-96	..... L	71-55	(a)
3-6-96	..... W	77-67	(n)
2-2-97	..... L	60-59	(a)

2-8-97	..... W	53-50	(h)
12-2-97	..... W	63-55	(h)
1-13-99	..... W	74-62	(a)
2-27-99	..... W	68-63	(h)
2-5-00	..... W	58-52	(a)
2-17-02	..... L	64-61	(a)
1-21-04	..... W	73-63	(h)
2-4-04 (OT)	L	72-70	(a)

## St. Francis (NY) (1-0)

3-16-63	..... W	71-70	(n)
---------	---------	-------	-----

## St. Francis (PA) (1-0)

1-5-87	..... W	85-82	(h)
12-30-01	..... W	71-48	(h)

## St. John's (12-16)

1-3-63	..... W	67-59	(a)
12-12-64	..... L	79-77	(h)
2-25-67	..... L	97-70	(a)
1-4-92	..... L	83-69	(a)
1-14-92	..... W	45-42	(h)
1-16-93	..... L	78-74	(a)
2-20-93	..... W	82-77	(h)
1-22-94	..... L	75-63	(h)
2-8-94	..... L	78-63	(a)
1-11-95	..... W	82-79	(a)
2-13-95	..... W	71-69	(h)
2-20-96 (2 OT)	W	96-91	(h)
12-3-96	..... L	61-57	(h)
2-22-97	..... L	77-73	(a)
3-5-97 (OT)	W	76-68	(n)
1-13-98	..... L	73-64	(a)
1-6-99	..... W	84-79	(h)
2-3-99	..... W	73-70	(a)

3-5-99	..... L	62-59	(h)
3-5-00	..... W	74-70	(h)
3-10-00	..... L	58-57	(n)
1-22-01 (OT)	L	67-63	(a)
2-10-01 (2OT)	L	85-79	(h)
1-8-02	..... L	71-60	(a)
2-13-02	..... W	79-56	(h)
2-2-03	..... L	77-74	(a)
3-8-03	..... L	76-73	(h)
1-14-04	..... W	70-64	(a)

## St. Joseph's (PA) (1-3)

1-20-51	..... L	58-47	(h)
3-12-64	..... L	86-76	(n)
1-3-91	..... L	92-79	(a)
2-6-91	..... W	87-64	(h)

## St. Louis (0-2)

3-16-61	..... L	58-56	(n)
12-23-88	..... L	86-71	(n)

## St. Mary's (CA) (4-0)

12-12-63	..... W	101-86	(a)
12-15-64	..... W	89-77	(h)
12-4-67	..... W	77-70	(h)
12-19-69	..... W	91-84	(h)

## St. Peter's (1-0)

1-19-63	..... W	91-75	(h)
---------	---------	-------	-----

## #St. Thomas (2-0)

12-3-69	..... W	62-60	(h)
12-17-87	..... W	71-47	(h)

# - Formerly Biscayne College



Senior Robert Hite

# ● Series Results vs. All Opponents

<b>Sam Houston State (1-0)</b> 12-17-93 . . . W . . . 73-58 (h)	1-2-95 . . . . . L . . . . 72-54 (a) 2-22-95 . . . . . W . . . . 61-57 (h) 12-2-95 . . . . . W . . . . 80-70 (h)	<b>South Florida (6-2)</b> 1-23-88 . . . . . W . . . . 80-75 (h) 3-1-88 . . . . . W . . . . 92-71 (a) 2-6-89 (2 OT) W . . . 106-104 (h) 2-18-89 . . . . . W . . . . 85-78 (a) 1-6-90 . . . . . L . . . . 93-77 (a) 2-24-90 . . . . . W . . . . 81-73 (h) 12-5-90 . . . . . L . . . . 79-71 (a) 2-25-91 . . . . . W . . . . 67-58 (h)	1930-31 . . . . . L . . . . 37-15 (a) 1939-40 . . . . . L . . . . 33-29 (h) 1939-40 . . . . . L . . . . 39-27 (h) 1939-40 . . . . . L . . . . 48-42 (a) 1939-40 . . . . . L . . . . 46-37 (a) 1940-41 . . . . . L . . . . 46-29 (h) 1940-41 . . . . . L . . . . 51-41 (h) 1940-41 . . . . . L . . . . 45-40 (a) 1940-41 . . . . . W . . . . 40-35 (a) 1941-42 . . . . . L . . . . 47-42 (a) 1941-42 . . . . . L . . . . 42-34 (a) 1941-42 . . . . . L . . . . 44-37 (h) 1941-42 . . . . . W . . . . 46-36 (h) 1-24-47 . . . . . L . . . . 53-46 (h) 1-25-47 . . . . . W . . . . 74-50 (h) 2-21-47 . . . . . W . . . . 54-41 (a) 2-22-47 . . . . . W . . . . 44-38 (a) 1-16-48 . . . . . L . . . . 49-46 (a) 1-17-48 . . . . . W . . . . 59-39 (h) 2-14-48 . . . . . L . . . . 41-36 (h) 2-5-49 . . . . . W . . . . 53-42 (h) 2-11-49 . . . . . W . . . . 81-46 (a) 2-12-49 . . . . . W . . . . 70-58 (a) 1-7-50 . . . . . W . . . . 65-58 (h) 2-8-50 . . . . . W . . . . 88-61 (a) 2-9-50 . . . . . W . . . . 82-63 (a) 1-24-51 . . . . . W . . . . 82-55 (h) 2-14-51 . . . . . W . . . . 78-66 (a) 1951-52 . . . . . W . . . . 88-57 (h) 1951-52 . . . . . W . . . . 80-74 (a) 1-12-53 . . . . . W . . . . 71-70 (h) 2-4-53 . . . . . L . . . . 80-77 (a) 1-18-54 . . . . . L . . . . 85-63 (h) 2-11-54 . . . . . L . . . . 108-56 (a) 2-14-55 . . . . . L . . . . 89-85 (a) 2-22-55 . . . . . W . . . . 79-77 (h) 1-16-56 . . . . . W . . . . 85-79 (h) 2-8-56 . . . . . L . . . . 91-84 (a) 1-7-57 . . . . . W . . . . 89-81 (h) 2-6-57 . . . . . L . . . . 95-93 (a) 1-8-58 . . . . . W . . . . 103-80 (h) 2-15-58 . . . . . W . . . . 92-85 (a) 2-5-59 . . . . . L . . . . 110-97 (a) 2-19-59 . . . . . W . . . . 99-81 (h) 2-5-60 . . . . . W . . . . 94-86 (a) 2-11-60 . . . . . L . . . . 73-72 (h) 2-3-61 . . . . . L . . . . 76-68 (a) 2-15-61 . . . . . W . . . . 91-84 (h) 2-2-62 . . . . . W . . . . 79-70 (a) 2-13-62 . . . . . W . . . . 86-78 (h) 2-1-63 . . . . . L . . . . 66-64 (a) 2-26-63 . . . . . W . . . . 75-60 (h) 1-31-64 . . . . . W . . . . 81-75 (a) 2-22-64 . . . . . W . . . . 87-70 (h) 2-4-65 . . . . . W . . . . 86-84 (a) 2-16-65 . . . . . W . . . . 95-84 (h) 1-27-66 . . . . . W . . . . 89-78 (a) 2-24-66 . . . . . W . . . . 86-77 (h) 1-26-67 . . . . . L . . . . 56-53 (a) 2-14-67 . . . . . W . . . . 95-84 (h) 1-26-68 . . . . . W . . . . 72-67 (a) 2-20-68 . . . . . W . . . . 88-71 (h) 1-29-69 . . . . . W . . . . 98-90 (a) 2-4-69 . . . . . L . . . . 87-83 (h) 1-24-70 . . . . . L . . . . 116-88 (a) 2-21-70 . . . . . L . . . . 95-86 (h)	<b>Southern California (0-2)</b> 12-1-90 . . . . . L . . . . 92-71 (a) 12-27-92 . . . . . L . . . . 86-66 (n)	<b>Southern Illinois (1-0)</b> 11-14-97 . . . . . W . . . . 73-61 (a)	<b>Southern Methodist (0-2)</b> 12-19-90 (2 OT) L . . . 93-88 (a) 12-20-91 . . . . . L . . . . 69-60 (h)	<b>Southwest Texas State (0-1)</b> 12-4-92 . . . . . L . . . . 60-57 (h)	<b>Spring Hill College (0-2)</b> 12-14-55 . . . . . L . . . . 79-71 (a) 2-2-57 . . . . . L . . . . 84-75 (h)	<b>Stanford (1-1)</b> 12-30-86 . . . . . W . . . . 71-58 (n) 1-16-89 . . . . . L . . . . 93-59 (a)	<b>Stetson (42-33)</b> 1-20-28 . . . . . W . . . . 33-25 (h) 1-24-28 . . . . . L . . . . 32-26 (a) 1928-29 . . . . . W . . . . 35-13 (h) 1928-29 . . . . . L . . . . 20-13 (a) 1930-31 . . . . . L . . . . 36-16 (h)	<b>Santa Clara (0-3)</b> 12-6-60 . . . . . L . . . . 66-65 (a) 12-10-63 . . . . . L . . . . 86-77 (a) 12-7-65 . . . . . L . . . . 78-74 (a)	<b>7th Naval District (0-1)</b> 1-17-46 . . . . . L . . . . 53-19 (h)	<b>Shenandoah Presb. (1-0)</b> 1940-41 . . . . . W . . . . 50-36	<b>South Carolina (5-3)</b> 12-17-48 . . . . . W . . . . 59-40 (h) 12-18-48 . . . . . W . . . . 65-64 (h) 12-14-49 . . . . . W . . . . 64-54 (h) 12-15-49 . . . . . W . . . . 57-56 (h) 2-5-55 . . . . . L . . . . 83-77 (h) 1-2-60 (OT) . . . W . . 107-106 (h) 12-5-87 . . . . . L . . . . 76-63 (h) 3-15-05 . . . . . L . . . . 69-67 (a)	<b>South Carolina State (0-1)</b> 11-23-04 . . . . . L . . . . 60-50	<b>Syracuse (5-14)</b> 12-28-63 (OT) L . . . . 86-85 (h) 1-11-92 . . . . . L . . . . 73-57 (a) 2-29-92 . . . . . L . . . . 68-63 (h) 1-9-93 . . . . . L . . . . 89-81 (a) 2-6-93 . . . . . W . . . . 81-74 (h) 12-22-93 . . . . . L . . . . 81-52 (a) 3-1-94 . . . . . L . . . . 71-69 (h) 12-6-94 . . . . . L . . . . 83-65 (h) 1-28-95 . . . . . L . . . . 76-51 (a) 1-3-96 . . . . . W . . . . 75-66 (h) 2-1-96 . . . . . L . . . . 72-51 (a) 12-7-96 . . . . . W . . . . 67-63 (h) 1-18-98 . . . . . L . . . . 67-85 (a) 2-10-98 . . . . . L . . . . 63-72 (h) 2-8-99 . . . . . W . . . . 76-63 (h) 1-8-00 . . . . . L . . . . 55-67 (h) 2-13-01 . . . . . W . . . . 68-57 (a) 1-26-03 . . . . . L . . . . 54-49 (h) 2-14-04 . . . . . L . . . . 91-74 (h)	<b>Tampa (44-10)</b> 1939-40 . . . . . W . . . . 39-31 (a) 1941-42 . . . . . W . . . . 38-34 (h) 1941-42 . . . . . W . . . . 52-38 (h) 2-18-46 . . . . . W . . . . 44-23 (a) 1-10-47 . . . . . W . . . . 53-27 (h) 1-11-47 . . . . . W . . . . 52-34 (h) 1-31-47 . . . . . W . . . . 53-25 (a) 2-1-47 . . . . . W . . . . 82-36 (a) 12-12-47 . . . . . L . . . . 47-35 (h) 12-13-47 . . . . . W . . . . 58-46 (h) 2-3-48 . . . . . W . . . . 60-55 (a) 2-4-48 . . . . . W . . . . 86-67 (a) 2-19-49 . . . . . W . . . . 74-57 (h) 2-25-49 . . . . . L . . . . 81-58 (a) 1-6-50 . . . . . W . . . . 76-61 (h) 2-6-50 . . . . . L . . . . 67-55 (a) 1-12-51 (OT) . . . L . . 77-75 (h) 2-24-51 . . . . . L . . . . 94-74 (a) 1951-52 . . . . . W . . . . 87-61 (h) 1951-52 . . . . . W . . . . 87-78 (a) 1-16-53 . . . . . L . . . . 72-65 (h) 2-21-53 . . . . . L . . . . 86-84 (a) 2-12-54 . . . . . W . . . . 69-65 (a) 2-22-54 . . . . . W . . . . 67-59 (h) 1-17-55 . . . . . W . . . . 103-76 (h) 2-17-55 . . . . . W . . . . 105-89 (a) 12-6-55 . . . . . W . . . . 96-59 (h) 2-11-56 . . . . . W . . . . 94-74 (a) 12-11-56 . . . . . W . . . . 97-84 (h) 2-9-57 . . . . . W . . . . 78-77 (a) 12-5-57 . . . . . W . . . . 69-67 (h) 1-31-58 . . . . . W . . . . 90-84 (a) 12-5-58 . . . . . W . . . . 113-71 (h) 2-3-59 . . . . . W . . . . 86-84 (a) 12-5-59 . . . . . W . . . . 98-65 (h) 2-3-60 . . . . . W . . . . 74-73 (a) 12-3-60 . . . . . W . . . . 93-64 (h) 2-18-61 . . . . . W . . . . 108-99 (a) 1-30-62 . . . . . L . . . . 113-95 (a) 2-17-62 . . . . . W . . . . 96-81 (h) 1-29-63 . . . . . W . . . . 78-76 (a)
--	--	--	--	---	--	--	---	--	--	---	--	--	---	--	---	---	--



Junior Guillermo Diaz

# ● Series Results vs. All Opponents

2-18-63 ..... W..... 112-91 (h)  
 12-3-63 ..... W..... 101-95 (h)  
 1-29-64 ..... W..... 134-104 (a)  
 12-1-64 ..... W..... 136-119 (a)  
 2-9-65 ..... W..... 141-110 (h)  
 12-1-65 ..... W..... 120-91 (h)  
 1-29-66 ..... W..... 83-71 (a)  
 12-1-66 ..... W..... 72-63 (a)  
 1-16-67 ..... W..... 97-86 (h)  
 12-12-67 ..... W..... 104-103 (h)  
 1-10-68 ..... L..... 78-76 (a)  
 1-6-69 ..... L..... 62-61 (a)  
 2-18-69 ..... W..... 95-79 (h)

## Teachers College of Connecticut (1-0)

12-15-50 ..... W..... 60-48 (h)

## Temple (1-1)

12-29-61 ..... L..... 85-67 (h)  
 12-20-03 ..... W..... 72-66 (n)

## Tennessee (1-3)

12-17-54 ..... L..... 89-80 (n)  
 12-1-91 ..... W..... 72-60 (n)  
 12-27-95 ..... L..... 56-54 (h)  
 12-22-96 ..... L..... 78-65 (a)

## Tennessee-Martin (1-0)

12-29-00 ..... W..... 70-54 (h)

## Tennessee Tech (4-0)

3-7-47 ..... W..... 55-51 (n)  
 2-8-89 ..... W..... 111-101 (h)  
 11-26-02 ..... W..... 78-72 (h)  
 12-23-04 ..... W..... 69-57 (h)

## Texas (1-1)

12-19-87 ..... W..... 85-56 (h)  
 2-22-89 ..... L..... 123-104 (a)

## Texas A&M (3-0)

12-19-56 ..... W..... 86-80 (h)  
 12-9-01 ..... W..... 64-55 (a)  
 11-26-02 ..... W..... 79-72 (h)

## Texas Christian (0-1)

12-14-57 ..... L..... 82-59 (n)

## Texas Tech (1-0)

12-22-52 ..... W..... 79-64 (h)

## Toledo (1-0)

12-6-56 ..... W..... 68-67 (a)

## Toronto (1-0)

1-8-59 ..... W..... 97-75 (h)

## Towson State (1-0)

1-11-86 ..... W..... 71-66 (h)

## Tulane (4-4)

1-22-47 ..... L..... 60-39 (h)  
 12-29-55 ..... W..... 86-75 (h)  
 12-29-58 ..... W..... 94-72 (h)  
 2-3-68 ..... L..... 99-88 (a)  
 1-16-69 ..... L..... 90-79 (h)  
 1-29-70 ..... L..... 105-90 (a)  
 1-16-71 ..... W..... 74-71 (h)  
 3-3-90 ..... W..... 93-60 (h)

## Tulsa (1-1)

2-22-62 ..... W..... 83-66 (h)  
 3-24-00 ..... L..... 80-71 (n)

## Turner's Sports Shop (2-2)

1928-29 ..... W..... 43-23 (h)  
 1928-29 ..... W..... 36-17 (h)  
 1928-29 ..... L..... 36-27 (h)  
 1930-31 ..... L..... 33-24 (h)

## UCLA (0-4)

12-12-69 ..... L..... 127-69 (a)  
 12-21-85 ..... L..... 109-64 (a)  
 12-1-88 ..... L..... 91-66 (h)  
 3-13-98 ..... L..... 65-62 (n)

## UNLV (0-2)

12-28-94 ..... L..... 56-55 (h)  
 11-29-96 ..... L..... 55-43 (a)

## Utah (1-0)

1-3-66 ..... W..... 88-87 (h)

## Valparaiso (0-1)

12-28-56 ..... L..... 81-76 (h)

## Villanova (10-13)

2-18-92 ..... L..... 74-50 (a)  
 2-25-92 ..... L..... 61-50 (h)  
 1-30-93 ..... L..... 82-69 (a)  
 3-6-93 ..... W..... 77-76 (h)  
 2-12-94 ..... L..... 77-58 (h)  
 3-5-94 ..... L..... 83-63 (a)  
 1-25-95 ..... L..... 92-62 (h)  
 2-7-95 ..... L..... 73-63 (a)  
 12-5-95 ..... L..... 70-68 (h)  
 1-27-96 ..... L..... 90-62 (a)  
 1-11-97 ..... W..... 61-59 (a)  
 1-22-98 ..... W..... 78-63 (h)  
 1-31-98 ..... L..... 78-75 (a)  
 2-16-99 ..... W..... 103-82 (h)  
 1-11-00 ..... W..... 67-66 (a)  
 2-17-01 ..... W..... 80-62 (a)  
 3-3-01 ..... W..... 65-53 (h)  
 1-24-02 ..... W..... 76-58 (h)  
 2-5-02 ..... W..... 65-56 (a)  
 2-8-03 (OT) .. L..... 72-67 (h)  
 2-25-03 ..... L..... 75-56 (a)  
 1-25-04 ..... L..... 76-69 (h)  
 3-2-04 ..... W..... 59-56 (a)

## Virginia (3-1)

2-10-66 ..... W..... 80-75 (h)  
 12-10-66 ..... W..... 80-78 (a)  
 1-12-05 ..... W..... 91-80 (a)  
 3-10-05 ..... L..... 66-65 (n)

## Virginia Commonwealth (2-1)

2-22-88 ..... W..... 96-93 (a)  
 1-9-89 ..... L..... 87-77 (h)  
 2-9-91 ..... W..... 73-58 (h)

## Virginia Tech (6-3)

1-10-01 ..... L..... 85-74 (a)  
 2-6-01 ..... W..... 86-61 (h)  
 1-12-02 ..... W..... 77-68 (h)  
 3-2-02 ..... W..... 83-77 (h)  
 2-11-03 ..... W..... 85-65 (h)  
 3-5-03 ..... W..... 79-71 (a)  
 1-17-04 ..... W..... 65-59 (a)  
 2-02-05 ..... L..... 73-63 (h)  
 2-19-05 ..... L..... 71-58 (a)

## Volks A.C. (0-1)

2-10-28 ..... L..... 42-26 (h)

## Wagner (0-1)

12-29-93 ..... L..... 57-55 (h)

## Wake Forest (0-4)

2-5-40 ..... L..... 46-17 (a)  
 1-28-91 ..... L..... 72-66 (a)  
 1-29-05 ..... L..... 94-82 (a)  
 2-15-05 ..... L..... 68-63 (h)

## Washington (0-3)

12-1-67 ..... L..... 96-54 (a)  
 12-2-67 ..... L..... 81-80 (a)  
 1-15-90 ..... L..... 83-67 (a)

## Washington & Lee (1-0)

12-18-54 ..... W..... 80-75 (n)

## West Virginia (6-7)

12-30-55 ..... L..... 83-78 (h)  
 1-5-91 ..... L..... 71-67 (a)  
 2-6-96 ..... W..... 68-65 (h)  
 2-17-96 ..... L..... 72-69 (a)  
 3-1-97 ..... L..... 82-54 (h)  
 1-10-98 ..... L..... 98-84 (a)  
 2-28-98 ..... W..... 70-66 (h)  
 1-16-99 ..... W..... 64-55 (a)  
 1-5-00 ..... W..... 66-58 (h)  
 2-22-00 ..... W..... 68-50 (a)  
 2-28-01 ..... W..... 73-66 (h)  
 1-7-03 ..... L..... 68-63 (a)  
 3-6-04 ..... L..... 58-53 (h)

## Western Kentucky (1-13)

3-8-47 ..... L..... 55-46 (a)  
 1-21-49 ..... L..... 78-45 (h)  
 1-22-49 ..... L..... 63-47 (h)  
 1-27-50 ..... L..... 65-61 (h)  
 1-28-50 ..... L..... 78-61 (h)  
 2-15-50 ..... L..... 79-57 (a)  
 2-16-50 ..... L..... 83-47 (a)  
 1-16-51 ..... L..... 89-47 (a)  
 1-26-51 ..... L..... 68-64 (h)  
 1-25-52 ..... L..... 102-74 (h)  
 1-22-53 ..... L..... 98-56 (h)  
 1-31-59 ..... W..... 109-95 (h)  
 3-8-60 ..... L..... 107-84 (n)  
 12-28-66 ..... L..... 94-89 (h)

## Wichita State (1-0)

12-30-88 ..... W..... 81-59 (n)

## William & Mary (1-0)

2-2-66 ..... W..... 88-66 (h)

## Winthrop (2-1)

12-14-86 ..... L..... 63-55 (h)  
 1-9-88 ..... W..... 62-60 (h)  
 12-16-96 ..... W..... 81-56 (h)

## Wisconsin (0-2)

12-7-85 ..... L..... 88-66 (a)  
 12-8-86 ..... L..... 65-54 (h)

## Wisconsin-Green Bay (1-1)

12-9-85 ..... W..... 67-63 (a)  
 1-3-87 ..... L..... 62-45 (h)

## Wofford (1-0)

11-20-04 ..... W..... 67-64 (h)

## Xavier (2-1)

2-2-56 ..... W..... 77-75 (h)  
 12-29-59 ..... W..... 87-69 (h)  
 11-27-04 (OT) L ..... 83-70 (n)

## Yale (4-2)

12-29-50 ..... L..... 78-62 (h)  
 12-27-51 ..... L..... 70-68 (h)  
 12-27-55 ..... W..... 92-90 (h)  
 12-28-64 ..... W..... 86-71 (h)  
 12-20-68 ..... W..... 77-71 (n)  
 12-29-86 (OT) W..... 78-75 (n)

## YMHA (2-0)

1940-41 ..... W..... 48-39 (h)  
 12-15-48 ..... W..... 61-46 (h)



Senior Gary Hamilton

# ● Yearly Results

## 1926-27 Season Record: 7-1 Art Webb, Head Coach

Rollins	W	45-20
YMCA	W	55-11
St. Petersburg	W	45-23
Havana	L	23-28
Oglethorpe	W	49-26
Stetson	W	38-18
Florida Southern	W	54-24
Florida	W	39-20

Season Totals: 348-170

## 1927-28 Season Record: 8-4 Art Webb, Head Coach

1/14	Rollins	W	52-15
1/20	Stetson	W	33-25
1/23	at Rollins	L	21-32
1/24	at Stetson	L	26-32
1/25	at Florida Southern	L	26-40
2/3	Havana	W	38-14
2/10	Volks AC	L	26-42
2/15	at Florida	W	40-39
2/16	at Sebring AC	W	36-23
2/18	Florida Southern	W	38-18
2/21	Miami Beach Canoe Club	W	52-21
2/23	Miami Beach Canoe Club	W	18-9

Season Totals: 406-310

## 1928-29 Season Record: 13-6 Tom McCann, Head Coach

Rollins	W	34-15
Havana	L	22-26
Ponce de Leon	L	11-12
Miami Beach	W	66-18
Stetson	W	35-13
Agoga	W	49-19
at Rollins	W	34-13
at Florida Southern	L	15-39
at Stetson	L	13-20
Church League All-Stars	W	68-23
Turner's Sports Shop	W	43-17
Turner's Sports Shop	W	36-17
Florida Southern	W	36-29
Junior C. of C.	W	25-24
Agoga	W	63-33
Junior C. of C.	L	23-28
Redland	W	42-11
City Hall	W	28-20
Turner's Sports Shop	L	27-36

Season Totals: 670-419

## 1929-30 UM did not have a team

## 1930-31 Season Record: 3-7 Art Webb, Head Coach

Turner's Sports Shop	L	24-33
Rollins	L	22-32
Rollins	W	41-39
Florida Southern	W	27-24
Stetson	L	16-36
at Sebring Fireman	W	38-35
at Stetson	L	15-37
at Florida Southern	L	21-40
at Rollins	L	26-29
at Rollins	L	22-26

Season Totals: 252-331

## 1931-32 Season Record: 17-1 Tom McCann, Head Coach Won South Florida AAU title

## 1932-38 UM did not have a team

## 1938-39 Season Record: 4-6 Hart Morris, Head Coach

Havana	W	38-34
Havana	W	46-40
Rollins	W	48-29
Rollins	L	45-49
at Rollins	W	52-39
at Rollins	L	28-42
at Mercer	L	37-56
at Georgia	L	19-41
Jewish Prog., Atlanta	L	24-39
at Albany Georgia Blues	L	35-53

Season Totals: 372-422

## 1939-40 Season Record: 8-12 Hart Morris, Head Coach

Stetson	L	29-33
Stetson	L	27-39
Rollins	L	50-51
Rollins	L	25-38
at North Carolina State	L	35-46
2/5 at Wake Forest	L	17-46
at Elon	L	30-58
2/8 at Florida	L	23-36
2/9 at Florida	L	26-53
at Tampa	W	39-31
at Florida Southern	W	43-42
at Rollins	L	49-56
at Rollins	W	50-49
at Stetson	L	43-48
at Stetson	L	37-46
at Florida Southern	W	37-30
Eastem Air Lines	W	30-25
*Boynon	W	41-29
*Pi Chi	W	42-29
*Freshmen	W	43-39

Season Totals: 716-824

\*Gold Ball Tournament

## 1940-41 Season Record: 10-6 Hart Morris, Head Coach

Stetson	L	29-46
Stetson	L	41-51
YMHA	W	48-39
Rollins	W	55-29
Rollins	W	57-41
at Florida Southern	W	57-43
at Rollins	W	44-35
at Stetson	L	40-45
at Stetson	W	40-35
Florida Southern	W	41-33
Florida Southern	L	38-50
2/21 Florida	L	35-48
2/22 Florida	L	50-62
*Pi Chi	W	45-27
*Shenandoah Presby.	W	50-36
*Freshmen	W	37-34

Season Totals: 707-654

\*Gold Ball Tournament

## 1941-42 Season Record: 9-7 Hart Morris, Head Coach

Marshall	L	33-37
Jacksonville Navy	W	44-18
Florida Southern	W	41-21
Florida Southern	W	41-25
Alumni	W	52-32
2/5 at Florida	L	31-47
2/6 at Florida	L	34-37
at Florida Southern	W	41-34
at Stetson	L	42-47
at Stetson	L	34-42
Tampa	W	38-34
Tampa	W	52-38
at Jacksonville Navy	L	25-46
at Jacksonville Navy	L	37-44
Stetson	L	37-44
Stetson	W	46-36

Season Totals: 628-570

## 1942-45 Results not available

## 1945-46 Season Record: 8-5 W.H. Steers, Head Coach

1/11 Coast Guard	W	46-45
1/16 Navy Rec. Barracks	L	43-46
1/17 7th Navy District	L	19-53
1/25 Boca Raton AAF	L	40-55
1/26 Coast Guard	W	54-45
2/4 Ft. Lauderdale NAS	L	31-32
2/5 Boca Raton AAF	L	41-48
2/9 Caribbeean A.S.	W	46-41
2/11 Florida Southern	W	45-40
2/12 Florida Southern	W	53-47
2/18 at Tampa	W	44-23
2/19 at McDill Field	W	54-50
2/20 at Florida Southern	W	46-43

Season Totals: 560-568

## 1946-47 Season Record: 20-7 Hart Morris, Head Coach

12/13 Florida Southern	W	38-25
12/14 Florida Southern	L	25-41
12/20 Florida	W	36-33
12/21 Florida	W	39-35
1/3 at Florida	L	28-42
1/4 at Florida	L	28-61
1/10 Tampa	W	53-27
1/11 Tampa	W	52-34
1/17 at Miami (Ohio)	L	44-60
1/18 at Morehead State	W	61-66
1/22 Tulane	L	39-60
1/24 Stetson	L	46-53
1/25 Stetson	W	74-50
1/29 at Boca Raton AAF	W	61-43
1/31 at Tampa	W	53-25
2/1 at Tampa	W	82-36
2/6 Cincinnati	W	57-54
2/7 at Florida Southern	W	55-43
2/8 at Florida Southern	W	61-43
2/14 Pensacola NAS	W	69-50
2/15 Pensacola NAS	W	64-36
2/21 at Stetson	W	54-41
2/22 at Stetson	W	44-38
2/28 Banana River AF	W	68-48
3/6 City Coll. Charleston	W	56-52
3/7 Tennessee Tech	W	55-51
3/8 Western Kentucky	L	46-55

Season Totals: 1400-1192

## 1947-48 Season Record Hart Morris, Head Coach

12/12 Tampa	L	35-47
12/13 Tampa	W	58-46
12/19 Florida	W	67-50
12/20 Florida	L	55-58
12/26 Pittsburgh	W	43-40
1/2 Pennsylvania	L	46-53
1/16 at Stetson	L	46-49
1/17 at Stetson	W	59-39
1/31 at McDill Field	W	67-38
2/3 at Tampa	W	60-5
2/4 at Tampa	W	86-67
2/6 at Florida Southern	L	50-59
2/7 at Florida Southern	W	52-43
2/14 Stetson	L	36-41
2/20 at Florida	L	50-72
2/21 at Florida	W	52-49
2/27 Florida Southern	W	76-44
2/28 Florida Southern	W	59-4

Season Totals: 997-902



Junior Anthony Harris

# ● Yearly Results

**1948-49****Season Record: 19-8  
Hart Morris, Head Coach**

1948	Checker Cab	W	73-33
12/14	Muffets	W	69-51
12/15	YMHA	W	61-46
12/17	South Carolina	W	59-40
12/18	South Carolina	W	65-64
12/21	Pittsburgh	W	58-52
12/22	Pittsburgh	L	48-80
12/28	Princeton	W	37-35
12/29	Princeton	L-2OT	55-62
1/7	Havana	W	73-57
1/8	Havana	W	66-53
1/14	Florida	W	75-65
1/15	Florida	W	44-42
1/21	Western Kentucky	L	45-78
1/22	Western Kentucky	L	47-63
1/28	Maryland	L	42-43
1/29	Maryland	W	58-48
2/5	Stetson	W	53-42
2/8	at Florida Southern	W	68-47
2/9	at Florida Southern	W	68-57
2/11	at Stetson	W	81-46
2/12	at Stetson	W	70-58
2/19	Tampa	W	74-57
2/22	at Florida	L	56-90
2/23	at Florida	W	60-50
2/25	at Tampa	L	58-81
3/7	*vs. Eastern Illinois	L	73-89

Season Totals: 1633-1515

\*NAIB Tournament, Kansas City, MO

**1949-50****Season Record: 14-9  
Hart Morris, Head Coach**

12/7	Muffets	W	78-37
12/10	Florida	L	53-60
12/14	South Carolina	W	64-54
12/15	South Carolina	W	57-56
12/21	Mississippi	W	82-67
12/22	Mississippi	W	55-43
12/29	Pennsylvania	W	64-62
12/30	Pennsylvania	W	53-51
1/6	Tampa	W	76-61
1/7	Stetson	W	65-58
1/13	North Carolina	L	53-55
1/14	North Carolina	L	51-66
1/20	Florida Southern	W	69-59
1/21	Florida Southern	W	59-49
1/27	Western Kentucky	L	61-65
1/28	Western Kentucky	L	61-78
2/6	at Tampa	L	55-67
2/8	at Stetson	W	88-61
2/9	at Stetson	W	82-63
2/11	Rollins	W	70-54
2/15	at Western Kentucky	L	57-79
2/16	at Western Kentucky	L	47-83
2/18	at Florida	L	46-66

Season Totals: 1446-1393

**1950-51****Season Record: 10-12  
Hart Morris, Head Coach**

12/7	at Rollins	L	58-59
12/9	at Florida Southern	W	64-61
12/11	Louisiana State	W	68-62
12/15	Teachers Coll. Of CN	W	60-48
12/19	Florida State	W	80-61
12/27	Dartmouth	W	61-52
12/29	Yale University	L	78-62
1/5	Louisville	L	73-60
1/10	Rollins	W	79-54
1/12	Tampa (OT)	L	75-77
1/16	at Western Kentucky	L	47-89
1/18	at Pittsburgh	L	56-81
1/20	at St. Joseph's (PA)	L	47-58
1/24	Stetson	W	82-55
1/26	Western Kentucky	L	64-68
2/2	Florida	L	71-78
2/5	La Salle	L	84-95
2/6	La Salle	W-OT	77-75
2/9	Florida Southern	W	79-65
2/13	at Florida	L	61-71
2/14	at Stetson	W	78-66
2/24	at Tampa	L	74-94

Season Totals: 1487-1520

**1951-52****Season Record: 14-8  
Hart Morris, Head Coach**

	Boca Chica	W	90-53
	Key West Navy	W	85-55
12/12	Culver-Stockton	W	68-54
12/15	at Rollins	L	63-78
12/17	at Florida	L	65-69
11/30	Nebraska	W	70-60
12/27	Yale	L	68-70
12/29	Pennsylvania	L	64-89
1/4	Furman	L	53-55
1/9	Florida Southern	W	106-43
1/11	Florida State	W	93-56
1/14	Stetson	W	88-57
1/18	Tampa	W	87-61
1/25	Western Kentucky	L	74-102
2/1	Bowling Green	L	67-78
2/7	at Florida Southern	W	58-41
2/9	at Stetson	W	80-74
2/11	at Florida State	W	76-63
2/15	Rollins	W	98-61
2/18	Florida	W	76-68
2/23	at Tampa	W	87-78
2/28	*vs. Florida State	L	70-73

Season Totals: 1633-1515

\*NAIB District Tournament at DeLand, Fla.

**1952-53****Season Record: 8-12  
Dave Wike, Head Coach**

12/1	Florida Southern	W	83-60
12/10	at Loyola (N.O.)	L	54-71
12/11	at Louisiana State	L	58-86
12/16	Florida	W	75-73
12/18	Columbia	L	59-65
12/22	Texas Tech	W	79-64
12/29	Louisville	L	74-84
1/3	Georgia Tech	W	82-60
1/8	Florida State	W	93-65
1/12	Stetson	W	71-70
1/16	Tampa	L	65-72
1/22	Western Kentucky	L	56-98
1/30	Murray State	L	65-69
2/2	at Florida	L	56-78
2/4	at Stetson	L	77-80
2/5	at Rollins	W	68-60
2/12	Rollins	W	95-69
2/21	at Tampa	L	84-86
2/23	at Florida State	L	75-81
2/24	at Eglin Field	L	64-66

Season Totals: 1433-1457

**1953-54****Season Record: 5-10  
Dave Wike, Head Coach**

12/12	Florida	W	85-75
12/19	Rio Grande	L	88-98
12/21	Ohio State	L	81-106
12/28	Pennsylvania	L	54-67
1/4	Brandeis	L	48-68
1/8	Florida State	W	78-61
1/15	at Florida	L	52-75
1/18	Stetson	L	63-85
2/1	Maryland	L	57-63
2/4	at Rollins	L	71-85
2/5	at Florida State	W	69-76
2/11	at Stetson	L	56-108
2/12	at Tampa	W	69-65
2/13	at Florida Southern	W-2OT	77-70
2/22	Tampa	W	67-59

Season Totals: 1015-1161

**1954-55****Season Record: 10-11  
Bruce Hale, Head Coach**

12/13	Florida Southern	W	58-44
12/16	Florida	L	61-70
12/17	*vs. Tennessee	L	80-89
12/18	*vs. Washington & Lee	W	80-75
12/20	at Florida State	L	66-71
12/29	New York University	L	67-74
1/3	Furman	L	74-91
1/8	Rollins	W	93-76
1/10	Miami (Ohio)	L	73-75
1/13	at Florida	L	68-80
1/17	Tampa	W	103-76
1/24	Georgetown	W	84-81
2/5	South Carolina	W	77-83
2/9	Pittsburgh	L	72-78
2/12	at Rollins	W	77-69
2/14	at Stetson	L	85-89
2/16	at Florida Southern	W	73-71
2/17	at Tampa	W	105-89
2/19	at Key West Navy	W	87-75
2/22	Stetson	W	79-77
2/25	Florida State	L	80-86

Season Totals: 1642-1619

\*Blue Gray Tournament in Montgomery, AL

**1955-56****Season Record: 14-12  
Bruce Hale, Head Coach**

12/3	Florida Southern	W	92-80
12/6	Tampa	W	96-59
12/10	at Mississippi Southern	L	61-63
12/12	at Loyola (N.O.)	W	83-82
12/14	at Spring Hill College	L	71-79
12/19	Florida	L	69-74
12/22	Bradley	W	80-73
12/27	Yale	W	92-90
12/29	*vs. Tulane	W	86-75
12/30	*vs. West Virginia	L	78-83
1/4	*vs. Memphis State	L	71-79
1/5	*vs. Clemson	L	96-98
1/7	at Florida State	L	76-78
1/9	Mississippi College	W	89-84
1/13	at Florida	L	85-87
1/16	Stetson	W	85-79
1/21	Rollins	W	86-72
1/25	Houston	L	77-95
1/31	Kentucky Wesleyan	L	82-86
2/2	Xavier	W	77-75
2/8	at Stetson	L	84-91
2/9	at Rollins	W	89-82
2/10	at Florida Southern	W	91-90
2/11	at Tampa	W	94-74
2/20	Morehead State	L	89-102
2/25	Florida State	W	91-85

Season Totals: 2170-2115

\*Orange Bowl Classic in Miami, FL

\*Senior Bowl Classic in Mobile, AL



Junior Anthony King



# ● Yearly Results

## 1956-57 Season Record: 13-13 Bruce Hale, Head Coach

12/1	Florida Southern	W	84-69
12/3	Kentucky	L	75-114
12/5	at Dayton	L	48-87
12/6	at Toledo	W	68-67
12/8	at Akron	L	80-106
12/11	Tampa	W	97-84
12/15	Florida	L	65-89
12/19	Texas A&M	W	86-80
12/22	Houston	W	67-63
12/27	*vs. Connecticut	L	70-74
12/28	*vs. Valparaiso	L	76-81
12/29	*vs. Seton Hall	L	80-92
1/3	Colorado	L	66-73
1/7	Stetson	W	89-81
1/10	at Florida	L	63-98
1/12	at Florida State	W	85-77
1/19	Rollins	W	63-51
1/24	Kentucky Wesleyan	W	100-95
1/31	Louisville	L	60-89
2/2	Spring Hill	L	75-84
2/6	at Stetson	L	93-95
2/7	at Rollins	W	93-86
2/8	at Florida Southern	L	85-95
2/9	at Tampa	W	78-77
2/26	Mississippi Southern	W	85-78
2/23	Florida State	W	98-82

Season Totals: 2029-2167  
\*Orange Bowl Classic

## 1957-58 Season Record: 14-8 Bruce Hale, Head Coach

12/2	Jacksonville	W	89-87
12/5	Tampa	W	69-67
12/10	Loyola (N.O.)	L	62-76
12/11	at Louisiana State	W	73-65
12/13	*vs. Mississippi State	L	64-66
12/14	*vs. Texas Christian	L	59-82
12/16	at Kentucky Wesleyan	W	96-78
12/21	Florida	L	64-73
1/8	Stetson	W	103-80
1/13	Rollins	W	90-71
1/16	at Florida	L	70-75
1/17	Jacksonville	L	72-86
1/18	at Florida State	L	70-71
1/25	Loyola (N.O.)	W	89-82
1/30	at Rollins	L	68-72
1/31	at Tampa	W	90-84
2/5	at Florida Southern	W	84-69
2/8	Army	W	92-82
2/10	Oklahoma City	W	83-66
2/15	at Stetson	W	92-85
2/17	Florida Southern	W	76-58
2/22	Florida State	W	86-66

Season Totals: 1741-1652  
\*Montgomery Classic

## 1958-59 Season Record: 18-7 Bruce Hale, Head Coach

12/3	Rollins	W	104-87
12/5	Tampa	W	113-71
12/8	Florida Southern	W	107-80
12/12	*vs. Pittsburgh	L	65-69
12/13	*vs. Clemson	L	61-66
12/17	Florida	W	92-82
12/19	Florida State	W	85-79
12/20	*vs. The Citadel	L	77-93
12/29	*vs. Tulane	W	94-72
12/30	*vs. Miami (Ohio)	L-OT	87-89
1/8	Toronto	W	97-55
1/15	at Florida	L	70-85
1/16	at Jacksonville	W	64-62
1/17	at Florida State	L	69-93
1/26	Kentucky Wesleyan	W	69-64
1/31	Western Kentucky	W	109-95
2/2	at Florida Southern	W	79-76
2/3	at Tampa	W	86-84
2/5	at Stetson	L	97-110
2/6	at Rollins	W	84-81
2/14	Jacksonville	W	95-93
2/16	Loyola (N.O.)	W	93-84
2/19	Stetson	W	99-81
2/23	Morehead State	W	102-85
2/28	Florida State	W	92-85

Season Totals: 2190-2029  
\*Steel Bowl Classic  
^The Citadel Invitational  
\$-Hurricane Classic

## 1959-60 Season Record: 23-4 Bruce Hale, Head Coach

12/1	Rollins	W	110-86
12/3	Jacksonville	W	106-98
12/5	Tampa	W	98-65
12/9	at Houston	W	72-63
12/10	at Centenary	L	77-84
12/12	at Loyola (N.O.)	W	86-70
12/14	Murray State	W	92-80
12/19	Florida	W	79-77
12/21	at Miami (Ohio)	W	83-78
12/28	*vs. Brigham Young	W	110-93
12/29	*vs. Xavier	W	87-89
1/2	South Carolina (OT)	W	107-106
1/7	at Iona	W	69-67
1/13	at Jacksonville	WOT	78-70
1/14	at Florida	W	70-65
1/16	at Florida State	W	93-81
1/23	Houston	L	79-88
1/29	Oklahoma City	W	97-84
2/2	at Rollins	W	90-79
2/3	at Tampa	W	74-73
2/4	at Stetson	W	94-86
2/6	at Florida Southern	W	88-71
2/11	Stetson	L	72-73
2/18	Florida Southern	W	121-85
2/22	Kentucky Wesleyan	W	104-95
2/27	Florida State	W	107-89
3/8	*vs. Western Kentucky	L	84-107

Season Totals: 2427-2192  
\*Hurricane Classic  
^NCAA Tournament

## 1960-61 Season Record: 20-7 Bruce Hale, Head Coach

12/1	at Rollins	W	80-82
12/3	Tampa	W	93-64
12/6	at Santa Clara	L	65-86
12/8	at San Francisco	W	68-56
12/10	at Brigham Young	L	80-112
12/15	Florida Southern	W	87-54
12/17	Florida	W	93-74
12/28	*vs. Army	W	82-75
12/29	*vs. Holy Cross	W	77-71
1/4	Miami (Ohio)-2OT	W	102-100
1/7	at La Salle	L	74-88
1/11	at Florida	L	73-81
1/13	at Jacksonville	WOT	93-84
1/14	at Florida State	L	78-89
1/21	Houston	W	89-78
1/26	Centenary	W	86-74
1/30	Louisville	W	71-69
2/1	Rollins	W	103-75
2/3	at Stetson	W	91-84
2/4	at Florida Southern	W	92-80
2/11	Loyola (N.O.)	W	65-61
2/15	Stetson	W	91-84
2/18	at Tampa	W	108-99
2/20	Jacksonville	W	96-80
2/23	Morehead State	W	85-70
2/25	Florida State	W	75-73
3/16	*vs. St. Louis	L	56-58

Season Totals: 2230-2036  
\*Hurricane Classic  
^National Invitational Tournament

## 1961-62 Season Record: 14-12 Bruce Hale, Head Coach

12/2	Jacksonville	W	93-80
12/4	at Morehead State	L	81-107
12/6	at Louisville	L	59-77
12/8	at Murray State	W	69-67
12/14	Florida Southern	W	96-67
12/16	Florida	W	66-61
12/28	*vs. Miami (Ohio)	W	83-73
12/29	*vs. Temple	L	67-85
1/3	Rhode Island	W	80-70
1/6	Oklahoma City	LOT	113-118
1/10	at Jacksonville	W	90-89
1/11	at Florida	L	62-74
1/13	at Florida State	L	60-65
1/22	Maryland	L	68-71
1/25	La Salle	L	61-73
1/30	at Tampa	L	95-113
1/31	at Rollins	W	89-67
2/2	at Stetson	W	79-70
2/3	at Florida Southern	W	82-73
2/8	Houston	L	69-80
2/10	Loyola (N.O.)	L	70-113
2/13	Stetson	W	86-78
2/17	Tampa	W	96-81
2/19	Rollins	W	92-54
2/22	Tulsa	W	83-66
2/24	Florida State	L	80-83

Season Totals: 2069-2045  
\*Hurricane Classic

## 1962-63 Season Record: 23-5 Bruce Hale, Head Coach

11/30	Florida	WOT	91-87
12/4	at Boston College	W	72-69
12/6	at Rhode Island	W	88-80
12/8	at Providence	W	82-75
12/13	Florida Southern	W	116-93
12/21	Duke	W	71-69
12/27	*vs. Cornell	W	94-85
12/28	*vs. Pittsburgh	W	86-85
1/3	at St. John's	W	67-59
1/4	at La Salle	L	76-78
1/9	at Jacksonville	W	103-91
1/10	at Florida	W	86-77
1/12	at Florida State	LOT	74-77
1/19	St. Peter's	W	99-75
1/24	Houston	W	71-70
1/29	at Tampa	W	78-76
1/30	at Rollins	W	120-72
2/1	at Stetson	L	64-66
2/2	at Florida Southern	W	99-83
2/5	Jacksonville	W	112-105
2/9	Louisville	W	112-84
2/12	Rollins	W	114-75
2/16	Loyola (N.O.)	L	77-84
2/18	Tampa	W	112-81
2/23	Florida State	W	99-70
2/26	Stetson	W	75-60
3/16	*vs. St. Francis (NY)	W	71-70
3/19	*vs. Providence	L	96-106

Season Totals: 2505-2212  
\*Hurricane Classic  
^National Invitational Tournament



Senior Eric Wilkins

# ● Yearly Results

**1963-64****Season Record: 20-7  
Bruce Hale, Head Coach**

12/3	Tampa	W	101-85
12/7	Florida	W	95-79
12/10	at Santa Clara	L	77-86
12/12	at St. Mary's (CA)	L	101-86
12/14	at Nevada	WOT	81-78
12/17	San Francisco	W	95-83
12/19	Rollins	W	108-90
12/27	*vs. Army	W	79-71
12/28	*vs. Syracuse	LOT	85-86
1/4	Rhode Island	W	105-88
1/8	Jacksonville	W	97-92
1/8	at Florida	L	91-114
1/11	at Florida State	L	78-80
1/18	Memphis State	W	78-69
1/23	La Salle	W	121-99
1/28	at Rollins	W	127-85
1/29	at Tampa	W	134-104
1/31	at Stetson	W	81-75
2/1	at Florida Southern	W	85-78
2/4	Jacksonville	W	117-92
2/10	Creighton	L	94-124
2/13	at Houston	L	83-93
2/15	at Loyola (N.O.)	WOT	97-90
2/18	Florida Southern	W	120-79
2/22	Stetson	W	87-70
2/29	Florida State	W	82-80
3/12	*vs. St. Joseph's (PA)	L	76-86

Season Totals: 2575-2352

\*Hurricane Classic

^National Invitational Tournament

**1964-65****Season Record: 22-4  
Bruce Hale, Head Coach**

12/1	at Tampa	W	136-119
12/4	*vs. Duquesne	W	99-95
12/5	*vs. Pittsburgh	W	85-71
12/8	at La Salle	L	86-90
12/10	at Niagra	W	74-67
12/12	St. John's	L	77-79
12/15	St. Mary's (CA)	W	89-77
12/19	Florida	W	67-58
12/28	*vs. Yale	W	86-71
12/29	*vs. Maryland	W	80-73
1/7	at Jacksonville	W	86-82
1/8	at Florida State	L	66-67
1/13	Florida Southern	W	124-93
1/16	Jacksonville	W	127-99
1/21	at Florida	L	69-86
1/23	at Rollins	W	128-92
1/30	Oklahoma City	W	115-92
2/2	Miami (Ohio)	W	100-85
2/4	at Stetson	W	86-84
2/5	at Florida Southern	W	94-82
2/9	Tampa	W	141-110
2/13	Loyola (N.O.)	W	115-86
2/16	Stetson	W	95-84
2/20	Houston	W	103-91
2/23	Rollins	W	148-79
3/1	Florida State	W	82-75

Season Totals: 2558-2190

\*Steel Bowl

^Hurricane Classic

**1965-66****Season Record: 15-11  
Bruce Hale, Head Coach**

12/1	Tampa	W	120-91
12/4	Florida	L	66-77
12/7	at Santa Clara	L	74-78
12/9	at San Francisco	L	89-105
12/11	at Nevada	L	79-89
12/18	Ohio University	W	105-100
12/27	*vs. Boston	W	81-60
12/28	*vs. Louisville	LOT	84-85
1/3	Utah University	W	88-87
1/7	at Florida State	L	62-78
1/8	at Jacksonville	L	69-71
1/12	at Florida	L	66-111
1/15	Florida Southern	W	89-66
1/27	at Stetson	W	89-78
1/28	at Florida Southern	W	101-80
1/29	at Tampa	W	83-71
2/2	William and Mary	W	88-66
2/5	Creighton	W	91-81
2/10	Virginia	W	80-75
2/12	Jacksonville	W	117-104
2/15	at Memphis State	L	72-96
2/17	at Houston	L	96-111
2/19	at Loyola (N.O.)	L	76-89
2/24	Stetson	W	86-77
2/28	Florida State	W	112-90
3/5	La Salle	W	108-102

Season Totals: 2271-2208

\*Hurricane Classic

**1966-67****Season Record: 15-11  
Bruce Hale, Head Coach**

12/1	at Tampa	W	72-63
12/3	Florida	L	88-113
12/7	at La Salle	L	82-99
12/8	at Mount St. Mary's	W	86-83
12/10	at Virginia	W	80-78
12/16	*vs. Clemson	L	64-73
12/17	*vs. Auburn	W	87-73
12/27	*vs. Pennsylvania	W	82-78
12/28	*vs. Western Kentucky	L	89-94
1/6	at Jacksonville	W	75-70
1/7	at Florida State	L	60-61
1/10	Oklahoma City	W	111-109
1/14	Jacksonville	W	106-96
1/16	Tampa	W	97-86
1/19	Florida Southern	W	102-73
1/26	at Stetson	L	53-56
1/27	at Florida Southern	W	55-49
2/2	Memphis State	W	88-63
2/8	at Florida	L	57-73
2/11	Loyola (N.O.)	W	68-66
2/14	Stetson	W	95-84
2/18	Houston	L	86-105
2/21	Dayton	L	79-90
2/25	at St. John's	L	70-97
2/27	at Georgia Tech	L	84-90
3/1	Florida State	W	110-90

Season Totals: 2126-2091

\*Volunteer Classic

^Hurricane Classic

**1967-68****Season Record: 17-11  
Ron Godfrey, Head Coach**

12/1	at Washington	L	54-96
12/2	at Washington	L	80-81
12/4	at St. Mary's (CA)	W	77-70
12/6	at Hawaii	W	102-83
12/7	at Hawaii	L	76-110
12/12	Tampa	W	104-103
12/16	Eastern Kentucky	W	93-87
12/19	Brown	W	72-71
12/27	*vs. Dartmouth	W	100-81
12/28	*vs. New York Univ.	W	102-91
1/2	La Salle	L	84-92
1/6	Pittsburgh	W	100-84
1/10	at Tampa	L	76-78
1/12	at Florida State	L	93-122
1/13	at Jacksonville	W	72-67
1/18	Jacksonville	W	76-75
1/26	at Stetson	W	72-67
1/27	at Florida Southern	W	94-76
1/30	Maryland	W	93-73
2/1	at Dayton	L	60-98
2/3	at Tulane	L	88-99
2/10	Florida A&M	W	108-98
2/13	at Memphis State	L	44-67
2/15	at Houston	L	64-106
2/17	at Loyola (N.O.)	L	84-86
2/20	Stetson	W	88-71
2/24	Creighton	W	106-93
3/1	Florida State	W	96-84

Season Totals: 2368-2419

\*Hurricane Classic

**1968-69****Season Record: 14-10  
Ron Godfrey, Head Coach**

12/6	*vs. Florida State	L	84-111
12/7	*vs. Florida	L	62-111
12/11	at La Salle	W	71-96
12/13	at Alabama	L	72-85
12/20	*vs. Yale	W	77-71
12/21	*vs. Maryland	W	92-85
12/27	*vs. Pittsburgh	W	72-70
12/28	*vs. Illinois	L	76-86
1/4	Bucknell	W	89-84
1/6	at Tampa	L	61-62
1/10	at Florida State	L	81-86
1/11	at Jacksonville	W	94-87
1/16	Tulane	L	79-90
1/28	at Florida Southern	W	87-83
1/29	at Stetson	W	98-90
1/31	Hawaii	W	84-82
2/1	Morehead State	WOT	92-91
2/4	Stetson	L	83-87
2/8	Florida A&M	W	94-91
2/15	Loyola (N.O.)	W	89-90
2/18	Tampa	W	95-79
2/22	Miami (Ohio)	W	74-68
2/25	Jacksonville	W	95-86
3/1	Florida State	LOT	86-89

Season Totals: 1985-2048

\*Sunshine State Classic

^Marshall Tournament

+Hurricane Classic


**1969-70****Season Record: 9-17  
Ron Godfrey, Head Coach**

12/1	Oregon State	L	81-86
12/3	Biscayne	W	62-60
12/5	*vs. Pittsburgh	W	85-67
12/6	*vs. Duquesne	L	88-94
12/12	at UCLA	L	68-127
12/13	at Pepperdine	LOT	90-93
12/19	at St. Mary's (CA)	W	91-84
12/29	*vs. Seton Hall	L	69-76
12/30	*vs. Ohio University	L	74-99
1/3	Bucknell	W	93-88
1/5	Rhode Island	W	105-95
1/8	at Florida State	L	63-114
1/10	at Jacksonville	L	87-121
1/15	Centenary	W	94-78
1/23	at Florida Southern	W	103-92
1/24	at Stetson	L	88-116
1/29	at Tulane	L	90-105
1/31	at Loyola (N.O.)	L	84-98
2/7	Florida A&M	W	118-111
2/12	at Centenary	L	86-107
2/14	at Houston	L	98-118
2/17	La Salle	W	103-96
2/21	Stetson	L	86-95
2/26	Oklahoma City	L	90-91
2/28	Florida State	L	96-112
3/4	Jacksonville	L	97-108

Season Totals: 2290-2521

\*Steel Bowl

^Hurricane Classic



Senior Robert Hite

# ● Yearly Results

## 1970-71 Season Record: 7-19 Ron Godfrey, Head Coach

12/4	Lehigh	W	74-67
12/9	at La Salle	L	77-97
12/11	at Dayton	L	77-91
12/18	*vs. Nebraska	L	58-85
12/19	*vs. Oklahoma City	LOT	91-94
12/22	Fordham	L	83-85
12/29	at Maryland	L	77-111
1/2	Oklahoma City	W	90-87
1/4	Seton Hall	W	89-81
1/8	at Florida State	L	106-114
1/9	at Jacksonville	L	82-124
1/11	Lafayette	W	78-75
1/16	Tulane	W	74-71
1/22	at Oklahoma City	L	75-88
1/23	at Creighton	L	84-104
1/29	at Florida Southern	LOT	95-96
1/30	at Stetson	L	74-90
2/1	Morehead State	L	75-76
2/6	Loyola (N.O.)	L	88-107
2/8	Stetson	L	76-91
2/11	at George Washington	L	81-83
2/13	at American University	L	82-93
2/20	Houston	L	93-99
2/23	Marshall	W	89-88
2/27	Florida State	W	100-94
3/2	Jacksonville	L	75-94

Season Totals: 2143-2373

\*Husker Classic at Lincoln

## 1971-85 UM did not have a team

## 1985-86 Season Record: 14-14 Bill Foster, Head Coach

11/22	The Citadel	W	85-77
11/29	*Georgia State	W	82-77
11/30	*Georgia	W	81-78
12/7	at Wisconsin	L	66-88
12/9	at Wis.-Green Bay	W	67-63
12/17	Florida	L	64-81
12/18	Rider	W	81-58
12/21	at UCLA	L	64-109
12/27	#Brown	L	61-82
12/28	#Manhattan	W	79-61
1/2	Fairfield	L	47-56
1/4	Hofstra	W	70-83
1/11	Towson State	W	71-66
1/18	Arizona (OT)	L	74-81
1/20	Florida State	W	83-75
1/23	Baptist	W	71-60
1/27	at Florida	L	53-75
1/31	*at Brooklyn College	W	102-93
2/3	at Florida State	L	72-90
2/8	at Dayton	L	68-79
2/12	MD-Eastern Shore	W	77-55
2/15	New Orleans	L	75-85
2/19	at Duke	L	82-102
2/22	Notre Dame	L	73-126
2/26	American University	W	73-64
3/3	Hartford	W	66-62
3/5	at Marquette	L	62-84

Season Totals: 2006-2131

\*AMI Classic

#Orange Bowl-Budweiser Tournament

^W. Palm Beach Audit.

## 1986-87 Season Record: 15-16 Bill Foster, Head Coach

11/28	*vs. Central Florida	W	64-54
11/29	*vs. Penn State	L	61-74
12/6	at North Carolina	L	77-122
12/8	Wisconsin	L	54-65
12/14	Winthrop	L	55-63
12/20	Dartmouth	L	86-88
12/22	Duke	L	67-74
12/29	#vs. Yale (OT)	W	78-75
12/30	#vs. Stanford	W	71-58
1/3	Wisconsin-Green Bay	L	45-62
1/5	St. Francis (PA)	L	85-82
1/8	+vs. PR-Rio Piedras	W	74-54
1/9	+vs. PR-Rio Piedras	W	111-64
1/10	+vs. Radford	W	66-62
1/14	MD-Eastern Shore	W	88-86
1/17	at Kansas	L	47-82
1/20	Providence	L	88-92
1/24	Marquette	WOT	91-89
1/29	at New Mexico	L	78-87
1/31	at San Diego State	WOT	83-82
2/4	Florida State	W	63-57
2/7	Navy	W	62-78
2/10	*at Farleigh Dickinson	L	70-73
2/14	Dayton	L	78-92
2/16	Armstrong State	W	97-47
2/18	Florida International	W	102-81
2/21	at Florida	L	60-99
2/26	at Florida State	L	84-108
2/28	Coppin State	W	115-76
3/5	Notre Dame	L	49-65
3/7	Brooklyn College	W	83-64

Season Totals: 2332-2335

\*AMI Classic

#Palm Beach Hurricane Classic

+Puerto Rico Tournament

^at Meadowlands

## 1987-88 Season Record: 17-14 Bill Foster, Head Coach

11/27	*vs. Michigan	L	76-109
11/28	*vs. Duquesne	W	84-73
11/29	*vs. Alaska-Anchorage	L	77-78
12/4	*vs. Colgate	W	96-68
12/5	*vs. South Carolina	L	63-76
12/17	St. Thomas	W	71-47
12/19	Texas	L	85-86
12/21	Alabama State	W	110-107
12/29	*vs. American U.	W	104-70
12/30	*vs. Purdue	L	82-110
1/2	Georgetown	L	78-82
1/4	Farleigh Dickinson	W	81-68
1/6	at Duke	L	69-107
1/9	Winthrop	W	62-60
1/11	MD-Baltimore Co.	W	75-66
1/16	at Marquette	L	51-65
1/20	Coppin State	W	64-54
1/23	South Florida	W	80-75
1/27	at Providence	W	83-77
2/1	*Marist (OT)	W	79-76
2/4	Monmouth (OT)	L	62-64
2/6	San Diego State	L	49-56
2/9	at Brigham Young	L	86-99
2/15	Florida	L	73-83
2/18	Marist	L	62-72
2/22	at Va. Commonwealth	W	96-93
2/27	DePaul	L	82-101
3/1	at South Florida	W	92-71
3/5	Central Florida	W	100-80
3/8	at Dayton	L	89-90
3/12	Florida International	W	92-76

Season Totals: 2006-2131

\*Great Alaska Shootout

^City of Miami Classic

#Eastern Airlines Palm Beach Classic

\$at Madison Square Garden

## 1988-89 Season Record: 19-12 Bill Foster, Head Coach

11/25	MD-Eastern Shore	W	108-80
11/28	Oral Roberts	W	108-103
12/1	UCLA	L	66-91
12/5	Bethune-Cookman	W	88-72
12/10	Duke	L	102-117
12/16	Long Island	W	102-66
12/19	at Florida	L	81-101
12/23	*St. Louis	L	71-86
12/24	*Eastern Illinois	W	83-68
12/25	*Old Dominion	W	77-76
12/28	#Pennsylvania	W	102-69
12/30	#Wichita State	W	81-59
1/3	at Rutgers (OT)	W	99-94
1/7	at Georgetown	L	79-112
1/9	Va. Commonwealth	L	77-87
1/12	Kansas	W	87-86
1/16	at Stanford	L	59-93
1/24	Providence	L	91-106
1/28	Marquette	W	106-90
2/1	New Mexico	L	93-110
2/4	Brigham Young	W	107-86
2/6	South Florida (2OT)	W	106-104
2/8	Tennessee Tech	W	111-101
2/11	at DePaul	L	79-87
2/14	*Florida Atlantic	W	79-74
2/18	at South Florida	W	85-78
2/22	at Texas	L	104-123
2/25	at Oral Roberts	L	92-99
2/27	Davidson	W	90-78
3/2	Savannah State	W	107-98
3/6	Florida International	W	89-82

Season Totals: 2809-2778

\*Chaminade Classic

#Eastern Airlines Palm Beach Classic

^at West Palm Beach Audit.



Sophomore Raymond Hicks

# ● Yearly Results

## 1989-90 Season Record: 13-15 Bill Foster, Head Coach

11/27	MD-Baltimore Co.	W	91-74
12/1	Baptist	W	77-67
12/6	Dayton	W	87-82
12/16	Alabama State	L	81-98
12/19	at Arizona	L	53-83
12/27	#Lehigh	L	59-83
12/29	#Boston College	L	60-69
1/1	at George Mason (OT)	W	101-91
1/6	at South Florida	L	77-93
1/10	Kansas	L	73-100
1/12	Brooklyn College	W	94-61
1/15	at Washington	L	67-83
1/18	Florida State (2OT)	W	101-97
1/20	Arizona State	L	58-82
1/27	at Notre Dame	L	60-107
1/31	at DePaul	L	48-76
2/3	Mercer	W	53-47
2/5	at North Carolina	L	74-87
2/10	at Davidson	W	72-64
2/12	DePaul	L	49-66
2/15	Cent. Connecticut St.	W	62-40
2/17	at Florida St.	L	73-92
2/19	Florida	W	62-59
2/21	at Providence	L	67-101
2/24	South Florida	W	81-73
2/27	Hartford	L	58-82
3/3	Tulane	W	93-60
3/6	Florida International	W	83-55

Season Totals: 2014-2132

#Eastern Airlines Palm Beach Classic

## 1990-91 Season Record: 9-19 Leonard Hamilton, Head Coach

11/23	George Mason	L	91-97
11/27	at Penn State	L	67-93
12/1	at Southern Cal	L	71-92
12/5	at South Florida	L	71-79
12/14	Georgia	L	60-78
12/17	Dartmouth	W	72-60
12/19	at SMU (2OT)	L	88-93
12/27	#Miami (Ohio)(2OT)	L	99-101
12/28	#Mississippi State	W	74-67
12/30	at Florida	L	60-62
1/3	at St. Joseph's (PA)	L	79-92
1/5	at West Virginia	L	67-71
1/9	Lehigh	W	99-67
1/12	Notre Dame	L	52-60
1/14	Lafayette	L	57-73
1/16	at Kansas	L	60-73
1/21	at Memphis State	L	72-80
1/25	Penn State	L	57-69
1/28	at Wake Forest	L	66-72
1/31	Northeastern	W	79-63
2/2	Davidson	W	79-67
2/6	St. Joseph's (PA)	W	87-64
2/9	Virginia Comm.	W	73-58
2/11	Memphis State (OT)	L	82-83
2/23	DePaul	L	53-66
2/25	South Florida	W	67-58
3/4	Florida International	W	87-65
3/6	at DePaul	L	58-75

Season Totals: 2027-2078

#Eastern Airlines Palm Beach Classic

## 1991-92 Season Record: 8-24 (1-17 BIG EAST) Leonard Hamilton, Head Coach

11/23	Barry	L	91-97
11/25	Florida Atlantic	W	83-53
11/29	*Maine	W	62-57
11/30	*Eastern Kentucky	L	61-66
12/1	*Tennessee	W	72-60
12/6	Howard	L	55-64
12/20	Southern Methodist	L	60-69
12/23	at Arizona State	L	57-62
12/27	#Marshall	W	70-55
12/29	#George Washington	L	64-78
1/2	at Connecticut	L	62-85
1/4	at St. John's	L	69-83
1/7	at Seton Hall	L	52-64
1/11	at Syracuse	L	57-73
1/14	St. John's	W	45-42
1/18	Connecticut	L	58-77
1/21	Boston College	L	50-51
1/25	at Georgetown	L	40-60
1/29	at Pittsburgh	L	52-82
2/1	at Davidson	L	62-66
2/4	Pittsburgh	L	55-77
2/12	Providence	L	51-73
2/15	Georgetown	L	56-75
2/18	at Villanova	L	50-74
2/22	at Boston College	L	49-55
2/25	Villanova	L	50-61
2/29	Syracuse	L	63-68
3/2	Florida International	W	68-63
3/4	Seton Hall (OT)	L	82-90
3/7	at Providence	L	57-62
3/12	*Pittsburgh	W	83-71
3/13	*Georgetown	L	64-77

Season Totals: 1941-2160

\*San Juan Shootout

#Palm Beach Classic

^Big East Tournament

## 1992-93 Season Record: 10-17 (7-11 BIG EAST) Leonard Hamilton, Head Coach

12/1	Florida International	L	64-72
12/4	Southwest Texas St.	L	57-60
12/7	at Seton Hall	L	56-65
12/11	Barry	L	81-64
12/19	Florida Atlantic	W	84-61
12/22	at Georgia	L	67-69
12/27	Southern California	L	66-86
12/29	UNC-Wilmington	L	73-88
1/2	Georgetown	W	80-69
1/6	at Pittsburgh	L	78-85
1/9	at Syracuse	L	81-89
1/16	at St. John's	L	74-78
1/19	Providence	L	75-66
1/23	Pittsburgh	L	84-86
1/26	Connecticut	W	80-65
1/30	at Villanova	L	69-82
2/4	Bethune-Cookman	W	78-54
2/6	Syracuse	W	81-74
2/10	Boston College	W	75-71
2/13	at Connecticut	L	72/88
2/16	at Providence	L	60-75
2/20	St. John's	W	82-77
2/23	Seton Hall	L	73-85
2/27	at Boston College	L	58-70
3/3	at Georgetown	L	64-82
3/6	Villanova	W	77-76
3/11	*Georgetown	L	40-67

Season Totals: 1929-2004

\*Big East Tournament, New York, NY

## 1993-94 Season Record: 7-20 (0-18 BIG EAST) Leonard Hamilton, Head Coach

11/26	Florida Atlantic	W	85-53
12/1	UNC-Asheville	W	82-60
12/4	Florida A&M	W	91-47
12/7	Georgetown	L	47-61
12/10	Bethune-Cookman	W	82-54
12/17	Sam Houston State	W	73-58
12/19	at Buffalo	W	63-57
12/22	at Syracuse	L	52-81
12/29	Wagner	L	55-57
1/4	at Florida Atlantic	W	79-62
1/8	at Providence	L	59-81
1/12	at Pittsburgh	L	55-83
1/15	at Boston College	L	49-69
1/22	St. John's	L	63-75
1/26	Seton Hall	L	48-77
1/29	at Georgetown	L	40-77
2/1	Pittsburgh	L	71-80
2/5	at Connecticut	L	57-73
2/8	at St. John's	L	63-78
2/12	Villanova	L	58-77
2/16	Boston College	L	63-79
2/19	at Seton Hall	L	63-85
2/22	Connecticut	L	49-74
2/26	Providence	L	60-88
3/1	Syracuse	L	69-71
3/5	at Villanova	L	63-83
3/10	*Seton Hall	L	51-69

Season Totals: 1690-1909

\*Big East Tournament, New York, NY

## 1994-95 Season Record: 15-13 (9-9 BIG EAST) Leonard Hamilton, Head Coach


11/25	Northeastern Illinois	W	66-48
11/28	Florida Atlantic	W	76-59
11/30	Robert Morris	W	66-51
12/6	Syracuse	L	65-83
12/10	Florida A&M	W	67-53
12/20	at Clemson	L	55-75
12/28	*UNLV	L	55-56
12/30	Fordham	W	55-43
1/2	at Seton Hall	L	54-72
1/7	at Georgetown	L	64-71
1/11	at St. John's	W	82-79
1/18	at Providence	W	81-75
1/21	Boston College	W	69-68
1/25	Villanova	L	62-92
1/28	at Syracuse	L	51-76
1/31	at Connecticut	L	57-82
2/4	Georgetown	W	67-61
2/7	at Villanova	L	63-73
2/11	Providence	W	69-63
2/13	St. John's	W	71-69
2/18	at Pittsburgh	L	61-67
2/22	Seton Hall	W	61-57
2/25	at Boston College (OT)	W	77-71
2/28	Pittsburgh (OT)	W	76-68
3/2	at Florida Atlantic	W	80-70
3/4	Connecticut	L	67-75
3/10	#vs. Georgetown	L	58-69
3/15	*at Penn State	L	56-62

Season Totals: 1831-1888

\*Orange Bowl Classic

#BIG EAST Tournament

^National Invitational Tournament



Junior Anthony Harris

# ● Yearly Results

**1995-96**  
**Season Record: 15-13**  
**(8-10 BIG EAST)**  
**Leonard Hamilton,**  
**Head Coach**

11/24	Northeastern Illinois	W	81-58
11/27	at Florida Atlantic	W	76-56
12/2	Seton Hall	W	80-70
12/5	Villanova	L	68-70
12/9	Florida A&M	W	77-53
12/16	Winthrop	W	81-56
12/20	Florida Atlantic	W	61-51
12/23	Clemson	LOT	52-66
12/27	*vs. Tennessee	L	54-56
12/29	Columbia	W	69-62
1/3	Syracuse	W	75-66
1/6	at Connecticut	L	52-73
1/10	at Seton Hall	L	63-66
1/13	at Georgetown	L	67-72
1/20	Pittsburgh	W	66-57
1/23	Notre Dame	W	72-64
1/27	at Villanova	L	62-90
2/1	at Syracuse	L	51-72
2/6	West Virginia	W	68-65
2/10	Boston College	L	58-62
2/14	at Providence	L	54-77
2/17	at West Virginia	L	69-72
2/20	St. John's	W2OT	96-91
2/25	at Rutgers	L	55-71
2/28	at Notre Dame	W	71-59
3/2	Providence	W	66-59
3/6	*vs. Rutgers	W	77-67
3/7	*vs. Georgetown	L	62-92

Season Totals: 1883-1873

\*Orange Bowl Classic

^BIG EAST Tournament

**1996-97**  
**Season Record: 16-13**  
**(9-9 BIG EAST)**  
**Leonard Hamilton,**  
**Head Coach**

11/22	Buffalo	W	78-61
11/24	Florida Atlantic	W	83-74
11/29	at UNLV	L	43-55
12/3	St. John's	L	57-61
12/7	Syracuse	W	67-63
12/13	Hartford	W	74-58
12/18	Jacksonville	W	74-57
12/22	at Tennessee	L	65-78
12/28	*vs. DePaul	W	61-45
12/30	Lehigh	W	32-68
1/2	at Boston College	W	65-62
1/4	at Georgetown	W	69-67
1/8	at Pittsburgh	L	72-76
1/11	at Villanova	W	61-59
1/15	Providence	W	71-69
1/18	Georgetown	WOT	68-65
1/22	Connecticut	W	69-46
2/2	at Rutgers	L	59-60
2/5	Pittsburgh	W	78-63
2/8	Rutgers	W	53-50
2/10	at Seton Hall	W	61-51
2/15	at Connecticut	L	52-72
2/19	Boston College	L	57-59
2/22	at St. John's	L	73-77
2/25	at Notre Dame	L	60-69
3/1	West Virginia	L	54-82
3/5	*vs. St. John's	WOT	76-68
3/6	*vs. Georgetown	L	59-63
3/13	*vs. Michigan	L	63-76

Season Totals: 1105-1126

\*Orange Bowl Classic

^BIG EAST Tournament

\$National Invitational Tournament

**1997-98**  
**Season Record: 18-10**  
**(11-7 BIG EAST)**  
**Leonard Hamilton,**  
**Head Coach**

11/14	at Southern Illinois	W	73-61
11/16	Florida Atlantic	W	69-47
11/21	UNC-Charlotte	W	89-72
11/24	Eastern Kentucky	W	86-64
11/29	at Jacksonville	W	74-70
12/2	Rutgers	W	63-55
12/6	Georgetown	W	66-56
12/12	Georgia State	W	80-64
12/22	at Memphis	W	65-57
12/27	*vs. Georgia Tech	L	61-69
12/31	at Seton Hall	W	78-65
1/3	at Pittsburgh	W	73-65
1/6	Connecticut	W	76-67
1/10	at West Virginia	L	84-98
1/13	at St. John's	L	64-73
1/18	at Syracuse	L	67-85
1/22	Villanova	W	78-63
1/28	at Boston College	W	67-57
1/31	at Villanova	L	75-78
2/4	Providence	W	64-54
2/10	Syracuse	L	63-72
2/14	Notre Dame	W	66-57
2/18	at Providence	L	57-59
2/22	at Notre Dame	W	65-59
2/24	Seton Hall	L	71-76
2/28	West Virginia	W	70-66
3/4	*vs. Georgetown	L	56-62
3/13	*vs. UCLA	L	62-65

Season Totals: 1962-1836

\*Orange Bowl Classic

^BIG EAST Tournament

\$NCAA Tournament

**1998-99**  
**Season Record: 23-7**  
**(15-3 BIG EAST)**  
**Leonard Hamilton,**  
**Head Coach**

11/13	at Florida Atlantic	W	97-73
11/23	at UNC-Charlotte	L	59-66
11/27	Northern Iowa	W	78-69
12/5	at Kentucky	L	65-74
12/8	Boston College	W	77-64
12/11	Central Florida	W	66-56
12/18	at Georgia State	W	76-55
12/22	Memphis	W	80-64
12/27	*vs. Ohio State	W	72-64
12/30	at Georgetown	W	64-63
1/6	St. John's	W	84-79
1/9	Notre Dame	L	68-71
1/13	at Rutgers	W	74-62
1/16	at West Virginia	W	64-55
1/20	Connecticut	L	68-70
1/24	at Boston College	W	75-67
1/27	Seton Hall	W	77-71
1/30	at Pittsburgh	L	54-60
2/3	at St. John's	W	73-70
2/6	Georgetown	W	71-58
2/8	at Syracuse	W	76-63
2/13	at Providence	W	69-65
2/16	Villanova	W	103-82
2/20	at Connecticut	W	73-71
2/23	Pittsburgh	W	85-52
2/27	Rutgers	W	68-63
3/4	*vs. Georgetown	W	65-54
3/5	*vs. St. John's	L	59-62
3/12	*vs. Lafayette	W	75-54
3/14	*vs. Purdue	L	63-73

Season Totals: 2178-1950

\*Orange Bowl Classic

^BIG EAST Tournament

\$NCAA Tournament

**1999-00**  
**Season Record: 23-11**  
**(13-3 BIG EAST)**  
**BIG EAST Regular Season**  
**Co-Champions**  
**NCAA Sweet Sixteen**  
**Leonard Hamilton,**  
**Head Coach**

11/19	at Central Florida	W	81-54
11/23	Monmouth	W	67-46
11/30	Bethune-Cookman	W	102-75
12/4	at Memphis	L	72-82
12/7	UNC-Charlotte	L	65-75
12/11	Hartford	W	97-61
12/18	*vs. North Carolina	W	78-68
12/20	*vs. LA-Lafayette	L	60-66
12/21	*vs. Detroit Mercy	W	68-64
12/22	*vs. Illinois State	L	78-87
12/27	Florida Atlantic	W	89-52
12/29	Quinnipiac	W	80-66
1/5	West Virginia	W	66-58
1/8	Syracuse	L	55-67
1/11	at Seton Hall	W	71-64
1/15	at Georgetown	L	61-85
1/17	at Villanova	W	67-66
1/22	Boston College	W	62-54
1/25	at Notre Dame	W	63-49
1/29	Kentucky	L	57-60
2/1	Pittsburgh	W	64-60
2/5	at Rutgers	W	58-52
2/7	Georgetown	W	77-55
2/16	Providence	L	45-47
2/19	at Connecticut	W	63-57
2/22	at West Virginia	W	68-50
2/26	Notre Dame	W	55-52
2/29	at Pittsburgh	W	74-66
3/5	St. John's	W	74-70
3/9	*vs. Notre Dame	W	61-58
3/10	*vs. St. John's	L	57-58
3/17	*vs. Arkansas	W	75-71
3/19	*vs. Ohio State	W	75-62
3/24	*vs. Tulsa	L	71-80

Season Totals: 2346-2127

\*Orange Bowl Classic

^San Juan Shootout

\$BIG EAST Tournament

#NCAA Tournament



Junior Guillermo Diaz

# ● Yearly Results

**2000-01**  
**Season Record: 16-13**  
**(8-8 BIG EAST)**  
**Perry Clark, Head Coach**

11/18	at Florida Atlantic	W	76-59
11/21	Columbia	W	65-41
11/25	Northeastern	W	92-86
11/28	at Charlotte	L	63-95
12/4	at North Carolina	L	45-67
12/9	Central Florida	W	83-72
12/16	*vs. Nebraska	L	64-72
12/18	Eastern Illinois	W	83-73
12/19	Memphis	W	66-57
12/27	Lehigh	W	71-52
12/29	Tennessee-Martin	W	70-54
1/3	at Pittsburgh	L	51-62
1/7	Boston College	L	72-73
1/10	at Virginia Tech	L	74-85
1/13	at Boston College	L	73-82
1/16	at Providence	W	78-64
1/20	Connecticut	W	77-74
1/22	at St. John's	LOT	63-67
1/28	Providence	L	70-80
2/1	Seton Hall	W	72-66
2/6	Virginia Tech	W	86-61
2/10	St. John's	L2OT	79-85
2/13	at Syracuse	W	68-57
2/17	at Villanova	W	80-62
2/24	at Connecticut	L	53-60
2/28	West Virginia	W	73-66
3/3	Villanova	W	65-53
3/7	*vs. Pittsburgh	L	69-78
3/14	*vs. Auburn	L	58-60

Season Totals: 2039-1963

\*Orange Bowl Classic

\*BIG EAST Championship

#National Invitation Tournament

**2001-02**  
**Season Record: 24-8**  
**(10-6 BIG EAST)**  
**Perry Clark, Head Coach**

11/18	*vs. Eastern Michigan	W	93-56
11/19	*vs. AL-Birmingham	W	81-79
11/20	*vs. Clemson	W	67-65
11/24	Lafayette	W	79-69
11/26	Florida Atlantic	W	74-48
11/29	Howard	W	87-71
12/3	Florida International	W	77-59
12/8	at Texas A&M	W	64-55
12/15	*vs. Indiana	W	58-53
12/18	Florida A&M	W	90-62
12/22	Charlotte	W	64-56
12/27	at Louisiana State	W	68-61
12/30	St. Francis (PA)	W	71-48
1/2	at Georgetown	W	79-71
1/5	at Connecticut	L	75-76
1/8	at St. John's	L	60-71
1/12	at Virginia Tech	W	77-68
1/15	Pittsburgh	W2OT	76-69
1/19	Providence	WOT	102-96
1/24	Villanova	W	76-58
1/29	Boston College	L	65-70
2/2	Connecticut	W	68-66
2/5	at Villanova	W	65-56
2/13	St. John's	W	79-56
2/17	at Rutgers	L	61-64
2/23	Notre Dame	L	77-90
2/26	at Providence	W	81-65
3/2	Virginia Tech	W	83-77
3/7	*vs. Georgetown	W	84-76
3/8	*vs. Pittsburgh	L	71-76
3/14	*vs. Missouri	L	80-93

Season Totals: 2395-2156

\*Virgin Islands Paradise Jam

\*Orange Bowl Classic

#BIG EAST Championship

%NCAA Tournament

**2002-03**  
**Season Record: 11-17**  
**(4-12 BIG EAST)**  
**Perry Clark, Head Coach**

11/23	New Hampshire	W	93-58
11/26	Texas A&M	W	78-72
11/30	Savannah State	W	91-57
12/3	at Florida Atlantic	LOT	73-74
12/8	at Florida State	L	55-72
12/15	at Charlotte	L	64-69
12/18	Arkansas-Pine Bluff	W	79-42
12/21	*vs. Florida	L2OT	93-94
12/27	at Central Florida	W	62-51
12/30	Lehigh	W	68-62
1/4	North Carolina	WOT	64-61
1/7	at West Virginia	L	63-68
1/11	at Connecticut	LOT	80-83
1/18	at Seton Hall	L	53-76
1/20	Connecticut	W	77-76
1/26	Syracuse	L	49-54
1/29	Providence	W	60-57
2/2	at St. John's	L	74-77
2/8	Villanova	LOT	67-72
2/11	Virginia Tech	W	85-65
2/15	at Boston College	L	65-76
2/18	at Providence	L	63-73
2/22	Georgetown	L	72-74
2/25	at Villanova	L	56-75
3/1	Boston College	L	68-72
3/5	at Virginia Tech	W	79-71
3/8	St. John's	L	73-76
3/12	*vs. Seton Hall	L	52-67

Season Totals: 1956-1924

\*Orange Bowl Classic

\*BIG EAST Championship

**2003-04**  
**Season Record: 14-16**  
**(4-12 BIG EAST)**  
**Perry Clark, Head Coach**

11/21	*Lubbock Christian	W	86-66
11/23	*Louisiana-Monroe	W	78-80
11/25	*vs. Rhode Island	L	53-54
11/26	**vs. Bradley	L	82-83
12/2	Stetson	W	91-70
12/6	Florida International	W	89-72
12/9	UMBC	W	61-52
12/14	Florida State	L	58-67
12/20	*vs. Temple	W	72-66
12/22	North Carolina A&T	W	81-62
12/27	Florida Atlantic	W	76-51
12/30	IPFW	W	75-52
1/3	Savannah State	W	105-65
1/7	at North Carolina	L	64-89
1/10	Pittsburgh	L2OT	84-80
1/14	at St. John's	W	70-64
1/17	at Virginia Tech	W	65-59
1/21	Rutgers	W	73-63
1/25	Villanova	L	69-76
1/28	at Notre Dame	L	62-72
1/31	Georgetown	LOT	80-87
2/4	at Rutgers	LOT	70-72
2/7	at Georgetown	L	64-80
2/11	Boston College	LOT	72-74
2/14	Syracuse	L	74-91
2/18	at Connecticut	L	63-76
2/21	at Providence	L	57-70
2/24	Seton Hall	L	66-76
3/2	at Villanova	W	59-56
3/6	West Virginia	L	53-58

Season Totals: 2148-2067

\*Las Vegas Tournament (Coral Gables, Fla.)

\*\*Las Vegas Tournament (Las Vegas, Nev.)

\*Orange Bowl Classic

**2004-05 Season**  
**Record: 16-13**  
**(7-9 ACC)**  
**Frank Haith, Head Coach**

11/20	Wofford	W	67-64
11/23	South Carolina State	L	50-60
11/27	*vs. Xavier	LOT	70-83
11/29	Florida Atlantic	W	84-68
12/4	at Florida	W	72-65
12/7	at Florida International	W	80-67
12/12	Massachusetts	W	80-53
12/18	Stetson	W	81-50
12/23	Tennessee Tech	W	69-57
12/30	Appalachian State	W	80-63
1/2	Norfolk State	W	76-58
1/6	at Georgia Tech	L	69-80
1/9	North Carolina State	W	67-66
1/12	at Virginia	W	91-80
1/15	Florida State	W	64-63
1/19	Duke	L	83-92
1/22	at North Carolina	L	67-87
1/26	Clemson	W	69-65
1/29	at Wake Forest	L	82-94
2/2	Virginia Tech	L	63-73
2/5	Maryland	WOT	75-73
2/12	at Clemson	W	83-77
2/15	Wake Forest	L	63-68
2/19	at Virginia Tech	L	58-71
2/22	at Florida State	W	65-49
2/26	Georgia Tech	L	72-76
3/3	at Duke	L	59-83
3/10	*vs. Virginia	L	65-66 3/15
3/14	*at South Carolina	L	67-69

Season Totals: 2071-2020

# - MetroPCS Orange Bowl Basketball Classic

% - ACC Tournament (Washington, D.C.)

^ - NIT First Round (Columbia, S.C.)



Senior Gary Hamilton





# ● Covering the Hurricanes

## Sports Information

The offices are located in the Hecht Athletic Center at 5821 San Amaro Drive on the Coral Gables Campus. The Knight Sports Complex, headquarters for UM basketball practice, is located next to the Hecht Center.  
A media workroom is available in the UM SID office.

### Mailing Address

University of Miami • Sports Information Dept.  
P.O. Box 248167 • Coral Gables, FL 33124

### Street Address

University of Miami • Sports Information Dept.  
5821 San Amaro Drive • Coral Gables, FL 33146  
OFFICE PHONE: (305) 284-3244  
FAX PHONE: (305) 284-2807

### Staff

Mark Pray  
Assistant Athletic Director  
for Communications  
(305) 301-8490 - Cell

Sam Henderson  
Assistant SID - Men's  
Basketball  
(305) 803-2159 - Cell

Scott Moody  
Assistant SID - Women's  
Basketball

Evan Koch  
Assistant SID - Baseball

Rick Korch  
Assistant SID - Football  
Elaine Cardenas  
Assistant SID - Volleyball

Etta Schaller  
Publications Coordinator  
Carol Recicar  
Administrative Assistant

## Interview Policy

All interviews with UM players and coaches should be scheduled through the Sports Information Office. Players and coaches are available for interviews prior to the start of practice upon request. **THERE WILL BE NO PLAYER INTERVIEWS ON GAME DAYS.**

## Post-Game Interviews

Miami players and Head Coach Frank Haith will retire to the locker room immediately following each game for a 10-minute cooling off period. Following the meeting, Coach Haith will conduct his post-game radio show prior to addressing the media in the media interview room. Following his post-game radio show, Coach Haith and requested Hurricane players will address the media in the interview room. Members of the media requiring specific players are instructed to inform a UM SID representative of their request.

## Photographers

NCAA rules limit the shooting access areas to **BEHIND THE BASELINES ONLY. NO PHOTOGRAPHERS WILL BE PERMITTED TO SHOOT ALONG THE SIDELINE OR BENCH AREAS.** Photo requests should be made in writing at least one week in advance on letterhead stationery. Direct all requests to Assistant Sports Information Director Sam Henderson or Administrative Assistant Carol Recicar in the UM SID office.

## Press Credentials

Credentials for UM home games are to be used by the working media only and should be requested in writing at least one week in advance on letterhead stationery. Direct all requests to Assistant Sports Information Director Sam Henderson or Administrative Assistant Carol Recicar in the UM SID office.

## Telephones

Six complementary phone lines will be available for media use in the Media Work Room. It is recommended that media with deadline concerns order phone lines. For Convocation Center phone lines contact Valeria Henderson with Global Spectrum at 305-284-8244. Media who order lines are reminded to bring telephones with them to the arena.

## Parking

Media parking for University of Miami home games is located on the fifth floor of the Ponce de Leon Parking Garage located on the corner of Dickinson Drive and Ponce de Leon Boulevard. There is no charge for media parking.

## Statistics/Services

Complete game statistics including play-by-play and shot charts will be available at all UM home games. In-game statistics are available to radio and television announcers via television monitors on press row. A meal is served approximately 90 minutes prior to tipoff at a cost of \$5 per person.

## Practice Attendance

Working media may attend the first 30 minutes of select practices upon request. Media scheduled to attend practice should first check in at the SID Office. **THE UM LOCKER ROOM, DORMS, WEIGHT ROOM AND TRAINING ROOM ARE OFF LIMITS TO THE MEDIA.**

## Tickets

Contact the UM Ticket Office at 1-800-GO-CANES or (305) 284-CANES to order game tickets.

## Web Site

The latest information on the Hurricanes can be found on the Athletic Department web site at [www.hurricanesports.com](http://www.hurricanesports.com).

## Videotape Highlights

Requests for videotaped highlights can be made through Max Wyler at Accord Productions at 305-826-1245.



### Mark Pray Assistant Athletic Director for Communications

Mark Pray is in his fifth year as Assistant Athletic Director for Communications at the University of Miami. Pray oversees the athletic department's sports media relations efforts, as well as serving as the primary liaison with the department's broadcast partners.

Pray came to Miami in May, 2001, after serving four years as Director of Media Relations for the WNBA (Women's National Basketball Association) and most recently as Director of Communications Projects for the NBA. In 1988, Pray was named as the first Director of Media Relations for the Miami Heat, a position he held until being promoted to Vice President for Communications in 1995. In his capacity as Vice President for Communications, Pray oversaw the Heat's media relations, community relations and broadcast departments.

Pray received an undergraduate degree in journalism from Kansas State and a master's degree in sports administration from Ohio University.



### Sam Henderson Assistant Sports Information Director

Sam Henderson is in his 11th season as a full-time member of the University of Miami sports information staff and 12th season overall with the Hurricanes.

Henderson, a native of Manchester, Conn., is responsible for coordinating the media relations activities for men's basketball, men's and women's cross country, men's and women's track and field, and women's golf.

In addition to his day-to-day responsibilities, Henderson assists with press box operations at home football games and has served as the media coordinator for the NCAA Baseball Regional Championships in Coral Gables from 1998-2001 and 2003-05.

Born January 6, 1969, Henderson served one year as an intern at Miami before being hired as a full-time member of the sports information staff in September 1995.

He earned a Bachelor of Science degree in Business Administration from the University of Connecticut in 1991 and received his Masters' degree in Sports Administration from the University of Miami in 2002.

## Sports Information Staff



Elaine Cardenas



Evan Koch



Rick Korch



Scott Moody




Carol Recicar



Etta Schaller

# ● Hurricanes Flood the Air Waves

## The Broadcast Team



Joe Zagacki

Josh Darrow

Brian London

## Hurricane Sports Network

The University of Miami has teamed with Learfield Communications to form the Hurricane Sports Network.

Miami men's basketball games can be heard on Sports Talk Radio, WQAM (560 AM).

Miami's radio broadcast team is headed by the "Voice of the Hurricanes" Joe Zagacki. Zagacki, who returned in 1999 for his second stint as a member of the Hurricanes' broadcast team, enters his fourth season as the play-by-play voice. Prior to taking over the play-by-play duties, Zagacki served as analyst for Hurricane games from 1999-2002.

Zagacki brings a wealth of experience to the Hurricanes broadcasts being part of the South Florida market for 22 years and at WQAM for the past 11 years. Zagacki also handles play-by-play duties for Miami football and baseball games.

The second member of the Hurricanes' broadcast team is Josh Darrow who enters his fourth season as color analyst. Darrow has been with WQAM since 1995 and currently serves as the program director.

Rounding out the broadcast team is Brian London who serves as studio host for men's basketball. In addition, the 1998 University of Miami graduate also serves as sideline reporter at UM football games and does play-by-play for Miami baseball games.

## Spanish Radio

Several University of Miami men's basketball games will be broadcast in Spanish during the 2005-06 season. Spanish listeners can hear games through the Hurricane Sports Network on WWFE (670 AM). Roly Martin will handle play-by-play duties and Joe Martinez will provide color analysis.

## Student Radio

WVUM (90.5 FM), the University of Miami student radio station which can be heard throughout Dade County, will carry several basketball games this season.

## Hurricane Hotline

WQAM will also serve as the home for Hurricane Hotline, a one-hour call-in radio show broadcast every week during the season featuring Coach Frank Haith and his guests. Joe Zagacki will serve as the host of the program.

## The Frank Haith Show

FSN Florida will carry a half-hour show every Saturday beginning in January. The show will be hosted by Frank Forte.

The program will feature Coach Frank Haith, highlights of the previous week, a preview of the upcoming week, player interviews and features.

## ACC Media Services

### Log onto The ACC at [www.theacc.com](http://www.theacc.com)

The Atlantic Coast Conference official web site can be accessed by visiting [www.theacc.com](http://www.theacc.com). Basketball information is updated with new materials daily including standings, statistics, game previews, notes and other information. Links to each ACC school's athletic department home page are also located on this site. TheACC.com is also the site for the instant replay of the league's head coaches teleconference every Monday afternoon during the season.

### ACC Coaches Teleconference

The 12 ACC basketball coaches will be featured on nine Monday teleconferences during the 2005-06 season. The season's first teleconference will take place on Monday, January 9, and continue through Monday, March 6. Each coach will have 10 minutes to make an opening statement and answer questions. There will be an instant replay of each teleconference on the Conference's internet site TheACC.com each Monday afternoon.

### ACC Coaches Teleconference Schedule

10:30 AM . . . . .	Al Skinner Boston College
10:40 PM . . . . .	Oliver Purnell Clemson
10:50 PM . . . . .	Mike Krzyzewski Duke
11:00 PM . . . . .	Leonard Hamilton Florida State
11:10 PM . . . . .	Paul Hewitt Georgia Tech
11:20 PM . . . . .	Gary Williams Maryland
<b>11:30 AM . . . . .</b>	<b>Frank Haith</b> <b>Miami</b>
11:40 AM . . . . .	Roy Williams North Carolina
11:50 AM . . . . .	Herb Sendek NC State
12:00 AM . . . . .	Dave Leitao Virginia
12:10 AM . . . . .	Seth Greenberg Virginia Tech
12:20 AM . . . . .	Skip Prosser Wake Forest

### ACC Sports Information Men's Basketball Contacts

ACC . . . . .	Brian Morrison bmorrison@theacc.org
Boston College . . . . .	Dick Kelley kelleyri@bc.edu
Clemson . . . . .	Tim Bourret btimoth@clemson.edu
Duke . . . . .	Jon Jackson sid@duke.edu
Florida State . . . . .	Chuck Walsh cwalsh@mailier.fsu.edu
Georgia Tech . . . . .	Mike Stamus mstamus@at.gtaa.gatech.edu
Maryland . . . . .	Doug Dull ddull@umd.edu
<b>Miami . . . . .</b>	<b>Sam Henderson</b> <b>shenderson@miami.edu</b>
North Carolina . . . . .	Steve Kirschner skirschner@unca.unc.edu
NC State . . . . .	Annabelle Vaughan annabelle_vaughan@ncsu.edu
Virginia . . . . .	Rich Murray rjm4e@virginia.edu
Virginia Tech . . . . .	Bill Dyer wdyer@vt.edu
Wake Forest . . . . .	Dean Buchan buchandw@wfu.edu



# ● Media Coverage

## LOCAL NEWSPAPERS

Boca Raton News  
5801 North Congress Ave.  
Boca Raton, FL 33487  
(561) 893-6633  
(561) 893-6677 fax

Coral Gables Gazette  
P.O. Box 143667  
Coral Gables, FL 33114  
(305) 460-9010  
(305) 460-9020 fax

Diario Las Americas  
2900 NW 39 Street  
Miami, FL 33142  
(305) 633-3341  
(305) 635-7668 fax

El Nuevo Herald  
One Herald Plaza  
Miami, FL 33132  
(305) 376-3549  
(305) 376-2234 fax

South Florida Sun-Sentinel  
200 East Las Olas Blvd.  
Fort Lauderdale, FL 33301  
(954) 356-4635  
(954) 356-4566 fax

La Nacion  
5121 SW 128 Ct.  
Miami, FL 33175  
(305) 221-6955  
(305) 262-6955 (fax)

Miami Herald  
One Herald Plaza  
Miami, FL 33132  
(305) 376-2387  
(305) 376-2295 (fax)

Miami Times  
900 NW 54 St.  
Miami, FL 33127  
(305) 694-6216  
(305) 757-5770 fax

Palm Beach Post  
2751 S. Dixie Hwy  
West Palm Beach, FL 33405  
(561) 820-4440  
(561) 820-4481 (fax)

South Dade News Leader  
P.O. Box 900340  
Homestead, FL 33090  
(305) 245-2311  
(305) 248-0596 fax

## STATE NEWSPAPERS

Bradenton Herald  
102 Manatee Avenue West  
Bradenton, FL 34205  
(941) 748-0411  
(941) 745-7097 fax

Daytona Beach News  
P.O. Box 2831  
Daytona Beach, FL 32120  
(386) 252-1511  
(386) 253-8433 fax

Florida Times Union  
P.O. Box 1949  
Jacksonville, FL 32231  
(904) 359-4246  
(904) 359-4147 fax

Florida Today/USA Today  
P.O. Box 419000  
Melbourne, FL 32941  
(800) 633-8449  
(321) 242-6620 fax

Fort Myers News-Press  
2442 Dr. Martin Luther King, Jr. Blvd.  
Fort Myers, FL 33901  
(239) 335-0200  
(239) 334-0708 fax

Gainesville Sun  
P.O. Box 147147  
Gainesville, FL 32614-7147  
(352) 374-5055  
(352) 338-3131 fax

Lakeland Ledger  
P.O. Box 408  
Lakeland, FL 33802  
(863) 802-7551  
(863) 802-7812 fax

Naples Daily News  
1075 Central Ave  
Naples, FL 34102  
(239) 263-4790  
(239) 263-4816 fax

Orlando Sentinel  
633 N. Orange Avenue  
Orlando, FL 32801  
(407) 420-5668  
(407) 420-5069 fax

Sarasota Herald Tribune  
P.O. Box 1719  
Sarasota, FL 34230  
(813) 259-8148  
(813) 259-7676 fax

St. Pete Times  
P.O. Box 1121  
St. Petersburg, FL 33731  
727-893-8123  
727-893-8782 fax

Stuart News  
P.O. Box 9009  
Stuart, FL 34995  
772-221-4233  
722-221-4246 fax

Tallahassee Democrat  
277 N. Magnolia Drive  
Tallahassee, FL 32301  
(850) 599-2167  
(850) 599-2301 fax

Tampa Tribune  
P.O. Box 191  
Tampa, FL 33601  
813-259-7655  
813-259-7676 fax

## LOCAL TELEVISION

### Miami

WFOR Channel 4 (CBS)  
8900 NW 18 Terrace  
Miami, FL 33172  
(305) 639-4516  
(305) 639-4688 fax

WPLG Channel 10 (ABC)  
3900 Biscayne Blvd.  
Miami, FL 33137  
(305) 325-2485  
(305) 325-2480 fax

WSVN Channel 7 (FOX)  
1401 79 St. Causeway  
Miami, FL 33141  
(305) 795-2719  
(305) 795-2746 fax

WTVJ Channel 6 (NBC)  
15000 SW 27 St.  
Miramar, FL 33027  
(954) 622-6350  
(954) 622-6107 fax

WLTW Channel 23 (Univision)  
9405 NW 41 St.  
Miami, FL 33178  
(305) 471-4234  
(305) 471-4236 fax

WSCV Channel 51 (Telemundo)  
15000 SW 27 St.  
Miramar, FL 33027  
954-622-7676  
954-622-6107 fax

## Palm Beach

WPTV Channel 5 (NBC)  
1100 Banyon Blvd.  
West Palm Beach, FL 33401  
(561) 655-5455  
(561) 653-5719 fax

WPBF Channel 25 (ABC)  
3970 RCA Blvd. #7007  
Palm Beach Gardens, FL 33410  
(561) 694-2525  
(561) 624-1089 fax

WPEC Channel 12 (CBS)  
1100 Fairfield Drive  
West Palm Beach, FL 33407  
(561) 881-0737  
(561) 881-0731 fax

## REGIONAL TELEVISION

FOX Sports Net Florida  
1550 Sawgrass Corporate Parkway,  
Suite 350  
Sunrise, FL 33323  
(954) 845-9994  
(954) 845-0620 fax

Sun Sports  
North 390 Orange Ave.  
Suite 1075  
Orlando, FL 32801  
(407) 648-1150  
(407) 245-2571 fax

# ● Media Coverage

## LOCAL RADIO

WAXY (790 AM)  
20450 NW 2nd Ave  
Miami, FL 33169  
(305) 653-8811  
(305) 521-1416 fax

WAQI (710 AM)  
800 Douglas Road  
Suite 111  
Coral Gables, FL 33134  
(305) 447-1140  
(305) 642-7676 fax

WIOD (WZTA-FM 94.9 Zeta)  
7601 Riviera Blvd.  
Miramar, FL 33023  
(866) 610-6397  
(954) 862-4012 fax

WINZ (940 AM)  
Fox Sports Radio  
7601 Riviera Boulevard  
Miramar, FL 33023  
(866) 610-6397  
(954) 862-4012 fax

WMBM (1490 AM)  
13242 NW 7th Ave  
Miami, FL 33168  
(305) 769-1100  
(305) 769-9975 fax

WQAM (560 AM)  
20295 NW 2nd Ave  
Miami, FL 33169  
(305) 653-6796  
(305) 650-0181

WQBA (1140 AM)  
800 S. Douglas Road  
Suite 111  
Coral Gables, FL 33134  
(305) 447-1140  
(305) 441-2454 fax

WSCV/WSBR (740 AM)  
6699 N. Federal Hwy  
Boca Raton, FL 33487  
(561) 997-0074  
(561) 997-0476 fax

WSUA (1260 AM)  
2100 Coral Way  
Suite 200  
Miami, FL 33145  
(305) 285-1260  
(305) 858-5907 fax

Spanish Broadcasting Network  
(Flagship)  
601 Brickell Key Drive  
Suite 501  
Miami, FL 33131  
(305) 220-8400  
(305) 408-5377 fax

Spanish Broadcasting System  
1001 Ponce de Leon Blvd.  
Miami, FL 33134  
(305) 461-5511  
(305) 443-3601 fax

## WIRE SERVICES

Associated Press  
9100 NW 36 St.  
Suite 104  
Miami, FL 33178  
(305) 594-5825  
(305) 594-9265 fax

Reuters  
777 Brickell Ave.  
Suite 700  
Miami, FL 33131  
(305) 374-5013  
(305) 358-6317 fax

## NATIONAL MEDIA

CBS Sportsline.com  
2200 West Cypress Creek Rd.  
Fort Lauderdale, FL 33309  
(954) 351-2120  
(954) 489-4191 fax

ESPN  
ESPN Plaza  
Bristol, CT 06010  
(860) 766-2000  
(860) 766-2422 fax

ESPN The Magazine  
19 East 34th Street  
New York, NY 10016  
(212) 515-1008  
(212) 515-1290 fax  
(212) 515-1062

The Sporting News  
10176 Corporate Square Dr.  
Suite 200  
St. Louis, MO 63132  
(314) 993-7711  
(314) 997-0765 fax

Sports Illustrated  
135 West 50th Street  
New York, NY 10020  
(212) 522-8473  
(212) 522-0747 fax

## UM RELATED MEDIA & UM STUDENT MEDIA

CaneSport  
2525 Embassy Drive South Suite 7  
Cooper City, FL 33026  
(954) 432-3211  
(954) 432-5504 fax

Canes Time Magazine  
Citadel Publishing  
P.O. Box 284  
Chagrin Falls, OH 44022  
(924) 321-1770

Accord Productions  
2140 South Dixie Highway  
Suite 301  
Miami, Florida 33133  
(305) 856-1245  
(305) 856-9101 fax

The Miami Hurricane  
University Center  
P.O. Box 248132  
Coral Gables, FL 33124  
(305) 284-2016  
(305) 284-4404 fax

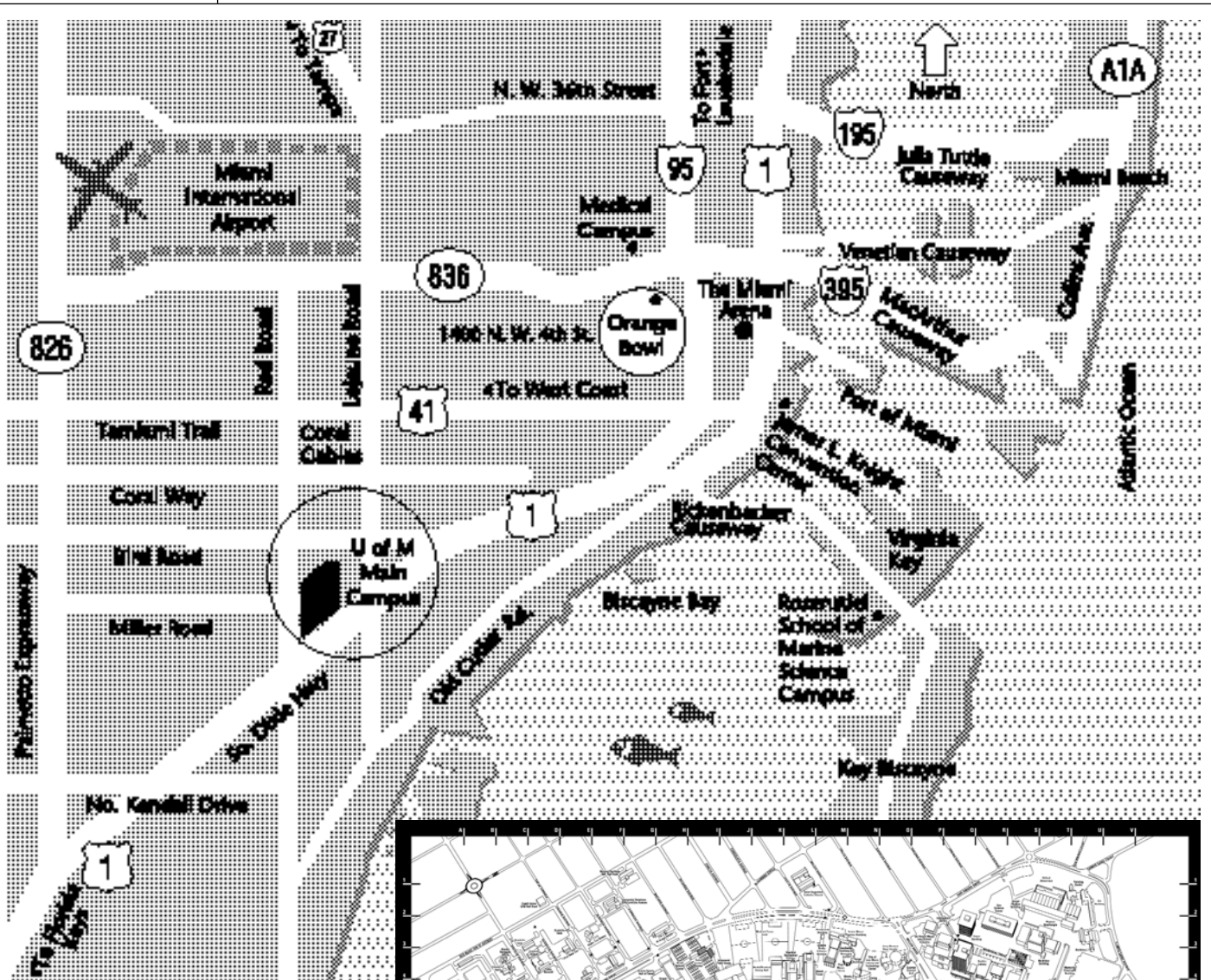
The Ibis Yearbook  
University Center  
P.O. Box 248132  
Coral Gables, FL 33124  
(305) 284-6385  
(305) 284-4404 fax

UMTV  
Cable Studio Building  
P.O. Box 248127  
Coral Gables, FL 33124  
(305) 284-8688  
(305) 284-5226 fax

WVUM  
1306 Stanford Dr. (UC 110)  
P.O. Box 248191  
Coral Gables, FL 33124  
(305) 284-3131  
(305) 284-3132 fax



Dick Vitale and John Saunders prepare to announce a Hurricane game for ESPN.



### From North & the City

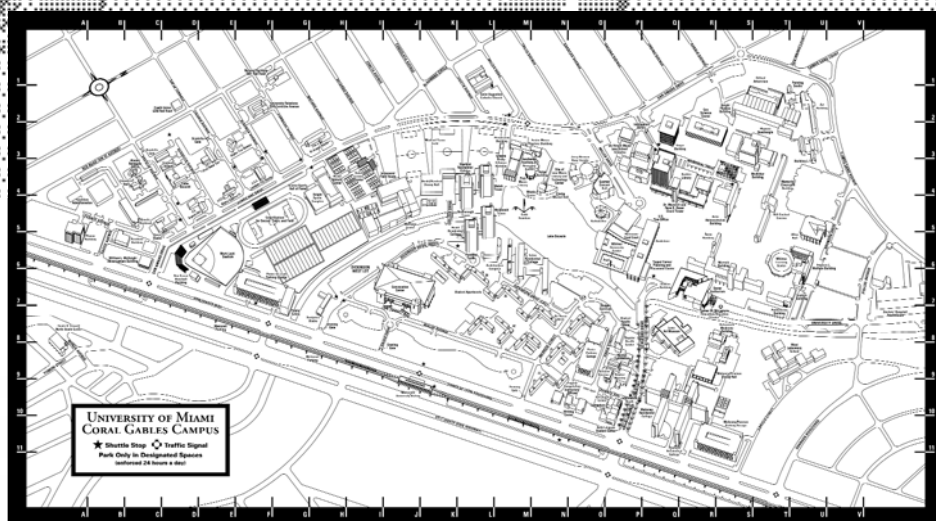
Take I-95 south until it becomes US 1. Continue south on US 1 to SW 57 Ave. (a.k.a. Red Rd.). Turn right onto SW 57 Ave. Make another immediate right turn onto Ponce de Leon Blvd. Turn left onto Dickinson Drive. The Convocation Center will be on your right.

### From West & Route 826 East (a.k.a. Palmetto Expressway)

Take Rt. 826 and exit at Miller Rd. (a.k.a. S.W. 56 St.). Turn east (left if travelling from the north and right if travelling from the south) and continue until the road dead ends at the University and San Amaro Drive. Turn right onto San Amaro Drive. Continue on San Amaro Drive until you reach Ponce de Leon Boulevard. Make a left onto Ponce de Leon Boulevard and then another left onto Dickinson Drive. The Convocation Center will be on your right.

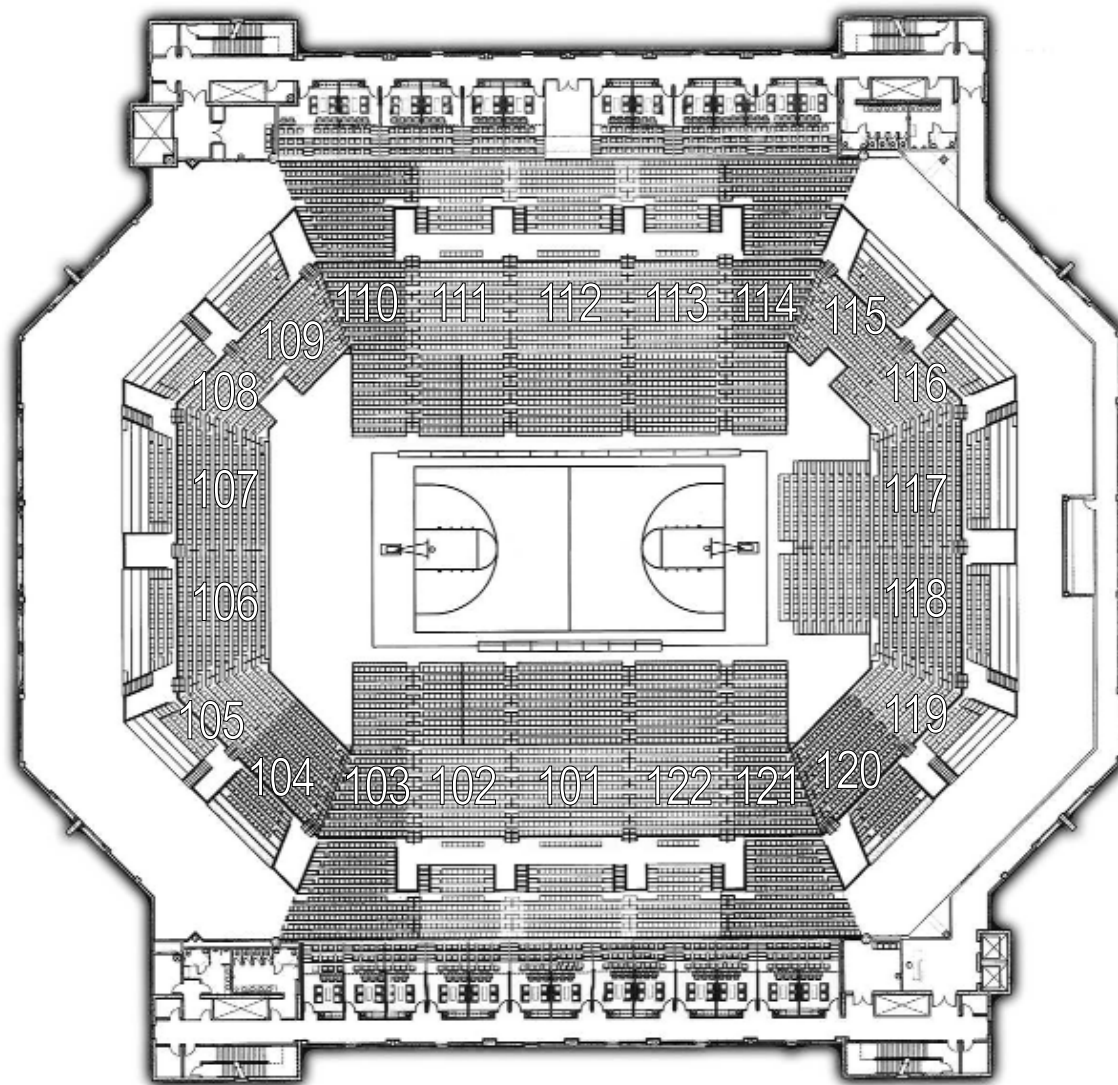
### From Miami Airport

Take Exit marked Coral Gables and LeJeune Rd. Go south on LeJeune Rd. until it intersects Ponce de Leon Blvd. and turn right. Proceed 1.5 miles and turn right onto Dickinson Drive. The Convocation Center will be on your right.





# ● Ticket Information



Front Entrance

## Season Ticket Prices

### Premium Locations

Suites - for information, call (305) 284-4475

Hurricane 100 .....	\$368
Champions .....	\$368
All Stars .....	\$368
Players .....	\$368

### Single Season Locations

Hurricane Club (Subject to availability) .....	\$368
Upper Bowl .....	\$329
Corner Chairbacks .....	\$309
Ibis Alley .....	\$229
General Admission .....	\$199
Family Plan (2 Adults/2 Children) .....	\$475

### Non-Conference (NO FLORIDA)

Reserved .....	\$25
Reserved Seating (Above Walkway) .....	\$20
General Admission .....	\$10

### Florida

Reserved .....	\$30
Reserved Seating (Above Walkway) .....	\$30
General Admission .....	\$20

### ACC (FSU, Boston College, Clemson, Virginia Tech)

Reserved .....	\$30
Reserved Seating (Above Walkway) .....	\$25
General Admission .....	\$15

### ACC (N. Carolina, Maryland, Wake Forest, NC State)

Reserved .....	\$30
Reserved Seating (Above Walkway) .....	\$30
General Admission .....	\$20

# ● Where to Stay, What to do

## Downtown/Brickell

Miami's dramatic skyscrapers, ultramodern hotels and international financial district reflect the developing dynamics of Miami's core. Visitors should stop by the popular Bayside Marketplace, an entertainment complex located on the bay.

- Biscayne Bay Marriott. . . . . (305) 374-3900  
1633 North Bayshore Drive, Miami
- Hyatt Regency Downtown. . . . . (305) 358-1234  
400 S.E. 2 Ave., Miami
- Wyndham Garden. . . . . (305) 374-0000  
1601 Biscayne Boulevard, Miami
- Sheraton Biscayne Bay. . . . . (305) 373-6000  
495 Brickell Avenue, Miami

## Coral Gables and Coconut Grove

Near UM's campus, Coral Gables features some of the region's finest boutiques and gourmet restaurants. Coconut Grove has elegant restaurants that blend with casual outdoor cafes. Located in the heart of this vibrant neighborhood is CocoWalk, the new open-air retail and entertainment center.

- The Biltmore. . . . . (305) 445-1926  
1200 Anastasia Avenue, Coral Gables
- The Omni Colonnade. . . . . (305) 441-2600  
180 Aragon Avenue, Coral Gables
- Dadeland Marriott. . . . . (305) 670-1035  
9090 S. Dadeland Boulevard, Miami
- Doubletree. . . . . (305) 858-2500  
2649 S. Bayshore Drive, Coconut Grove
- Grand Bay. . . . . (305) 858-9600  
2669 S. Bayshore Drive, Coconut Grove
- Grove Isle Yacht & Tennis Club. . . . . (305) 858-8300  
4 Grove Isle Drive, Coconut Grove
- Holiday Inn-University. . . . . (305) 667-5611  
1350 S. Dixie Highway, Coral Gables
- Hyatt Regency Coral Gables. . . . . (305) 441-1234  
50 Alhambra Plaza, Coral Gables

## Miami Beach

South Miami Beach is a neighborhood on the move. Renovated hotels along Ocean Drive and in the Art Deco Historic District have captured national praise. Throughout the area, open-air cafes feature dishes from every culture.

- Fontainebleau Hilton. . . . . (305) 538-2000  
4441 Collins Avenue, Miami Beach
- Sheraton Bal Harbour. . . . . (305) 865-7511  
9701 Collins Avenue, Miami Beach
- Eden Roc Resort & Spa. . . . . (305) 672-6224  
4525 Collins Avenue, Miami Beach

## Key Biscayne

Once a coconut plantation, Key Biscayne's island allure lies in its beaches and recreational diversions.

- Sonesta Beach Resort. . . . . (305) 361-2021  
350 Ocean Drive, Key Biscayne

## Hotels-Airport

- Airport Hilton. . . . . (305) 262-1000  
5101 Blue Lagoon Drive, Miami
- Airport Marriott. . . . . (305) 649-5000  
1201 N.W. LeJeune Road, Miami
- Crown Sterling Suites. . . . . (305) 634-5000  
3974 N.W. South River Drive, Miami Springs
- Radisson Mart Plaza. . . . . (305) 261-3800  
711 N. W. 72 Avenue, Miami

- Sheraton River House. . . . . (305) 871-3800  
3900 N.W. 21 Street, Miami

## Others

- Doral Hotel & Country Club. . . . . (305) 592-2000  
4400 N.W. 87 Avenue, Miami
- Don Shula's Hotel. . . . . (305) 821-1150  
15255 Bull Run Road, Miami Lakes
- Don Shula's Golf Club. . . . . (305) 821-1150  
7601 Miami Lakes Drive, Miami Lakes

## Airlines

- American. . . . . 1-800-433-7300
- Continental. . . . . (305) 871-1400
- Delta. . . . . (305) 448-7000
- United. . . . . 1-800-241-6522
- US Airways. . . . . 1-800-428-4322
- TWA. . . . . (305) 371-7471

## Car Rentals

- Alamo. . . . . 1-800-327-9633
- Avis. . . . . 1-800-831-2847
- Budget. . . . . 1-800-527-0700
- Dollar. . . . . 1-800-800-4000
- Hertz. . . . . 1-800-654-3131
- InterAmerican. . . . . (305) 871-3030
- National. . . . . 1-800-227-7368
- Thrifty. . . . . 1-800-367-2277

## Cab Service

- Super Shuttle. . . . . (305) 871-2000
- Diamond Cab. . . . . (305) 545-5555

- Metro Taxi. . . . . (305) 888-8888
- Sunshine Cab Company. . . . . (305) 445-3333
- Yellow Cab. . . . . (305) 444-4444

## South Florida Golf Mecca


In addition to sunshine and beaches, South Florida's year-round climate makes the area one of the nation's premier golf areas. Put yourself to the test with a challenging round or two at any of the plethora of area courses.

- Biltmore Golf Course. . . . . (305) 460-5366  
1210 Anastasia Avenue, Coral Gables
- Bonaventure Country Club. . . . . (945) 389-2100  
200 Bonaventure Boulevard, Ft. Lauderdale
- Country Club of Miami. . . . . (305) 826-4701  
6801 NW 186th Street, Miami
- Crandon Park at Key Biscayne. . . . . (305) 361-9129  
6700 Crandon Boulevard, Key Biscayne
- Don Shula's Golf Club. . . . . (305) 821-1150  
NW 154th Street, Miami Lakes
- Doral Country Club. . . . . (305) 532-3600  
4400 NW 87th Avenue, Miami
- Keys Gate Golf Club. . . . . (305) 230-0362  
2300 SE Palm Drive, Homestead
- Melreese Country Club. . . . . (305) 635-6770  
1802 NW 37th Avenue, Miami
- TPC at Heron Bay. . . . . (954) 796-2000  
11801 Heron Bay Boulevard, Coral Springs
- Calusa Country Club. . . . . (305) 386-5533  
9400 SW 130th Avenue, Miami




Downtown skyscrapers and glistening Biscayne Bay form a backdrop for Bayside Marketplace, Miami's shopping, dining and entertainment showpiece.


# TV/Radio Spot Chart




**#00** Jimmy Graham  
F, 6-8, 245, Fr.  
Goldsboro, NC




**#2** Gary Hamilton  
F/C, 6-10, 265, Sr.  
Los Angeles, CA




**#3** Lee Butler  
G, 6-1, 175, Sr.  
Woodbridge, VA




**#11** Eric Wilkins  
G, 6-4, 197, Sr.  
Plainfield, NJ




**#12** Anthony Harris  
G, 6-2, 187, Jr.  
Chicago, IL




**#13** Guillermo Diaz  
G, 6-2, 192, Jr.  
San Juan, PR




**#15** Denis Clemente  
G, 6-0, 165, Fr.  
Bayamon, PR




**#21** Jonathan Stratton  
G, 6-3, 180, So.  
Sandusky, OH




**#22** Robert Hite  
G, 6-2, 190, Sr.  
Cincinnati, OH




**#30** Adrian Thomas  
F, 6-7, 220, Fr.  
Pembroke Pines, FL




**#32** Brian Asbury  
G/F, 6-7, 210, Fr.  
Miami, FL




**#33** Jack McClintion  
G, 6-1, 185, So.  
Baltimore, MD



**#42** Raymond Hicks  
F, 6-7, 230, So.  
Longview, TX



**#44** Keaton Copeland  
F, 6-5, 245, Sr.  
Miramar, FL



**#50** Anthony King  
F/C, 6-9, 235, Jr.  
Durham, NC



Head Coach  
Frank Haith  
(2nd Season/Elon, 1988)