



**14 MIAMI HURRICANES (9-3, 5-3 ACC)
VS. 24 WISCONSIN BADGERS (9-3, 5-3 BIG TEN)**

DATE: Tuesday, December 29, 2009

Location: Florida Citrus Bowl (419 Bermuda Grass), (65,438) in Orlando, Fla.

Kickoff: 8 p.m. (ET)

TV: The game will be broadcast nationally on ESPN with Brad Nessler (play-by-play), Todd Blackledge (color analysis) and Holly Rowe (sideline reporter).

National Radio: Westwood One will carry the game live with Chuck Cooperstein (play-by-play) and Eddie George (color analyst).

Local Radio: The Hurricanes Radio Network (560 WQAM) will carry the game live with Joe Zagacki (play-by-play) and Don Bailey Jr. (color analyst). Fans can also listen online at www.wqam.com

En Espanol: The game will broadcast in Spanish on 1450 ESPN Deportes En Español with Joe Pujala (play-by-play) and Joe Martinez (color analysis).

Websites: Miami (www.hurricanesports.com), Wisconsin (www.uwbadgers.com)

Miami Team Headquarters: Marriott World Center Resort, 8701 World Center Drive, Orlando, FL 32821

2009 CHAMPS SPORTS BOWL

- Miami makes its second bowl appearance under head coach Randy Shannon and 35th bowl appearance overall when the Hurricanes head to the Champs Sports Bowl to face Big Ten member Wisconsin. The game is set for 8 p.m., on Dec. 29, at the Florida Citrus Bowl in Orlando, Fla.
- The Hurricanes are looking for the first 10-win season since 2003 and enter the game having won four of their last five games, including a 21-point win at USF, 31-10, in the regular season finale. Miami's ground game was the story in the regular season finale as the Hurricanes ran for 240 yards - led by Damien Berry who ran for 114 yards on 12 carries. Graig Cooper carried 16 times for 83 yards and Javarris James scored twice while carrying 11 times for 37 yards.
- Four Hurricanes earned first team All-ACC honors in defensive tackle Allen Bailey, offensive tackle Jason Fox, cornerback Brandon Harris and kicker Matt Boshier. Linebackers Colin McCarthy and Darryl Sharpton - along with Boshier as a punter - earned second team honors. Safety Randy Phillips, defensive tackle Joe Joseph and offensive lineman Orlando Franklin all were honorable mention All-ACC selections.
- Cornerback Brandon Harris became the first Hurricane since safety Kenny Phillips in 2007 to earn All-America honors. Harris earned second team SI.com All-America, third team Associated Press All-America and fourth team Phil Steele All-America honors. Offensive tackle Jason Fox was an honorable mention All-America by SI.com. Harris led the ACC in passes broken up (14) and passes defended (16). He tied for fourth nationally in passes defended per game (1.33) and ranked third on the team with 52 total tackles.
- Sophomore quarterback Jacory Harris has passed for 3,164 yards with 23 touchdowns, 17 interceptions and is completing 59.9 percent of his passes. Harris ranks 32nd nationally in passing efficiency (141.6). He is the first Miami QB since Ken Dorsey in 2002 to top the 3,000-yard mark and the seventh UM quarterback to accomplish the feat in a single-season.
- Miami receiver Leonard Hankerson is the only Hurricane to have a catch in all 12 games this season. He currently leads the team with 44 receptions for 773 yards and six touchdowns. His 773 receiving yards are the most since Andre Johnson had 1,092 yards in 2002.
- Middle linebacker Darryl Sharpton recorded back-to-back career-high 12 tackle performances against Duke and USF. He leads the team with 91 tackles (55 solo, 36 assisted) and has seven tackles for loss and a 73-yard interception return for a TD. Linebacker Colin McCarthy ranks second on the team with 88 tackles (49 solo, 39 assisted) and has 9.5 tackles for loss.
- Kicker/punter Matt Boshier leads the team with 90 points (14 field goals, 48 PAT's). He is 14-of-16 in field goals and has made 12 in a row, which is tied for the second best mark in school history. He needs two more in a row to set a new school record. His 48 PAT's were the most in the ACC and ranks as the second-best mark in a single season at UM. He is averaging 42.7 yards per punt coming into the Champs Sports Bowl.

THE MIAMI-WISCONSIN SERIES

- Miami owns the all-time series against Wisconsin, 2-1.
- After the Badgers won the first game in the series, 20-0, in 1958, the 'Canes won back-to-back meetings in the late 80's, winning 23-3 in Miami in 1988 and 51-3 in Madison in 1989.

A 'CANES WIN OVER THE BADGERS WOULD...

- Give Miami its first double-digit win season since going 11-2 in 2003.
- Give Miami a 4-0 record on the road in the state of Florida and a 9-1 record overall in the state of Florida.
- Give Randy Shannon a three-win improvement from 2008 to 2009 after a two-win improvement from 2007 to 2008.

THE COACHES

- Randy Shannon is in his third season as Miami's head coach and owns an overall record of 21-16. Bret Bielema is in his fourth season at Wisconsin and has a career record of 37-14.

SCOUTING THE BADGERS

- Like Miami, Wisconsin comes into the Champs Sports Bowl having won four of its last five regular season games. The Badgers three losses this season came at Ohio State (Oct. 10), home against Iowa (Oct. 17) and at Northwestern (Nov. 21). UW scored 30+ points in each of its last five games, including a season-high 51 points at Hawaii in its regular season finale on Dec. 5.
- Wisconsin's offense is centered around sophomore running back John Clay whose 1,396 yards and 16 touchdowns on the ground this year led the Big Ten Conference. Clay, who has carried the ball 265 times this season (22 carries per contest) averages 5.3 yards per carry and 116.3 rushing yards per game. In Wisconsin's regular season finale at Hawaii, Clay rushed for 172 yards and three touchdowns in UW's blowout win over the Warriors. Quarterback Scott Tolzien has passed for 2,445 yards with 16 touchdowns and 10 interceptions this season. His top target in the passing game is wide receiver Nick Toon, who leads the Badgers in catches (52) and receiving yards (779). Tight end Garrett Graham is Tolzien's top target in the red zone however, leading the team with seven touchdown receptions.
- Defensive end O'Brien Schofield has had one of the most productive seasons for a defensive lineman nationally this season, leading the Badgers in sacks (10.0), tackles for a loss (22.5 for 116 yards) and quarterback hurries (8) while ranking third on the team in tackles (59) heading into the Champs Sports Bowl. Linebacker Jaeverly McFadden has a team-high 69 tackles, cornerback Devin Smith has a team-high eight passes defended and safety Chris Maragos' four interceptions leads 10 different Badgers who have picked off at least one pass this season.
- Kicker Philip Welch has converted 15-of-22 field goal attempts this season, with a long of 57. Punter Brad Nortman averages 42.3 yards per kick, landing 14 inside his opponent's 20. David Gilreath handles both the kick and punt return duties for the Badgers. He averages 24.0 yards per kick return and 5.8 per punt return - including a 68-yard return for a touchdown that came against Northwestern on Nov. 21.

'CANES OWN RARE DISTINCTION

- Miami is one of just 13 FBS teams (and one of nine from a BCS conference) that ranks in the nation's Top 40 in both total offense and total defense.
- The 'Canes rank 25th in total defense (321.25) and 36th in total offense (412.50) this season under first-year coordinators Mark Whipple (offense) and John Lovett (defense).
- Miami is joined by Alabama, Florida, Texas, Oregon, Arizona, Oklahoma, Wisconsin and Penn State as the nine teams from a BCS conference nationally that boast similar success on both sides of the ball this season.

BERRY BURSTS ONTO THE SCENE

- Junior running back Damien Berry saw his first action as a running back against FAMU on Oct. 10, running for 162 yards and a TD on just 14 carries.
- Little did anyone know it was the beginning of an impressive streak of performances from a converted safety who had spent the majority of his collegiate career on special teams.
- In eight games at running back this year, Berry has 587 yards rushing on 89 carries (a team-best 6.6 yards per carry).
- He leads the Hurricanes with eight touchdowns, scoring at least one touchdown in seven of the eight games he played offense - including two in Miami's 52-17 win over Virginia on Nov. 7.
- He has averaged 73.4 rushing yards per game since the FAMU game, which would rank him sixth in the ACC in rushing yards per game.



SKILL POSITION DEPTH IS AMONG NATION'S BEST

- This year's University of Miami team is arguably the deepest team in the country at the running back and wide receiver positions.
- Heading into bowl season, Miami is one of just three teams at the FBS level (along with TCU and Texas A&M) that has four 400-yard rushers (Javarris James, Graig Cooper and Damien Berry) and six 200-yard receivers (Leonard Hankerson, Travis Benjamin, LaRon Byrd, Aldarius Johnson, Thearon Collier and Dedrick Epps).

RUSHING LEADERS

Graig Cooper	666
Damien Berry	587
Javarris James	491

RECEIVING LEADERS

Leonard Hankerson	773
Travis Benjamin	490
LaRon Byrd	431
Aldarius Johnson	276
Dedrick Epps	247
Thearon Collier	209

Note: Jimmy Graham needs just 17 more yards to become the seventh 'Cane to reach 200 yards receiving this year.

LBS HAVING CAREER YEARS

- Linebackers Darryl Sharpton and Colin McCarthy will both close out career years against Wisconsin in the Champs Sports Bowl.
- The duo ranks first and second on the team in tackles, as Sharpton has 91 and McCarthy has 88.
- Both finished the regular season ranked in the Top 10 in the Atlantic Coast Conference in tackles, as Sharpton ranked seventh with a 7.6 tackle per game average while McCarthy ranked 10th with a 7.2 average.
- Both players can reach the 100-tackle mark against Wisconsin as Sharpton needs nine more tackles and McCarthy 12 to reach triple-digit tackles. Former 'Cane and current Baltimore Raven Tavares Gooden was the last player to record 100+ tackles for Miami, tallying 119 in 2007.
- Sharpton, who shared the team's Jack Harding MVP Award with LT Jason Fox for the 2009 season, is averaging 9.4 tackles per game over the last seven regular season games.
- Prior to this season, Sharpton's previous career-high in tackles was 58 recorded last season. McCarthy, who missed most of last season with an injury, previously had a career-high of 74 tackles set as a sophomore in 2007.

JACORY AND HIS 3,000

- Sophomore quarterback Jacory Harris has 3,164 passing yards coming into the Champs Sports Bowl, making him one of only two Miami quarterbacks to have tossed for 3,000 yards in a season in the last 17 years.
- The only other quarterback to toss for over 3,000 yards in a season over that span was Ken Dorsey (3,369) in 2002.
- Prior to Dorsey's 2002 season, the last UM QB to toss for 3,000 yards was Gino Torretta, who threw for 3,060 yards in 1992.
- While it is unlikely Harris will catch Bernie Kosar's record of 3,642 passing yards set in 1984 (he would need 478 passing yards against the Badgers), he could move into second place all-time with 205 yards (Dorsey's 2002 mark currently ranks second).

CB HARRIS GARNERS ALL-AMERICA HONORS

- Sophomore cornerback Brandon Harris has been selected an All-American by SI.com, the Associated Press and Phil Steele Magazine.
- Harris, an All-ACC First Team selection this season, earned second team All-America honors from SI.com, third team honors from the AP and fourth team All-America honors from Phil Steele Magazine.
- He is Miami's first player since safety Kenny Phillips in 2007 to earn All-America honors. Phillips earned AP third team All-America honors.
- Harris led the ACC in passes broken up (14) and passes defended (16). He tied for fourth nationally in passes defended per game (1.33) and ranked third on the team with 52 total tackles (37 solo, 15 assists). He also forced two fumbles and intercepted two passes. He was a semifinalist for the Thorpe Award, given to the nation's top defensive back.

RIGHT BETWEEN THE NUMBERS


- Miami closed out the regular season ranked No. 15 in the final Bowl Championship Standings. The 'Canes are the third-highest ranked three-loss team, behind No. 11 Virginia Tech and No. 12 LSU.
- As of Dec. 23, at least one former Hurricane has scored a touchdown in the last 120 weeks in the National Football League dating back to Week 15 of the 2002 season.
- Senior linebacker Darryl Sharpton is averaging 9.4 tackles per game since Oct. 17 (66 tackles over the last seven contests).
- The Hurricanes get stronger as the game moves on, out-scoring their opponents 215-134 after halftime. Miami is out-scoring its opponents 108-77 in the third quarter and 104-51 in the fourth.
- Junior running back Damien Berry leads the 'Canes in yards per carry (6.6) and touchdowns (8), having scored at least one TD in seven of Miami's final eight regular season games.
- Jacory Harris is second in the ACC in passing yards (3,164) and is third in touchdown passes (23). If Harris throws for 167 yards in the Champs Sports Bowl, he will be the first UM quarterback to lead the ACC in passing yards (Duke's Thaddeus Lewis finished his season with 3,330 passing yards) since Brock Berlin tossed for a league-high 2,680 in 2004.
- Sophomore CB Brandon Harris leads the ACC and is among the national leaders in passes broken up (14) and passes defended (16).
- Running backs Graig Cooper (2,189) and Javarris James (2,161) rank sixth and seventh respectively on the University of Miami's all-time career rushing list.
- UM's 13 opponents this season had a combined regular season record of 94-63 (.598) in 2009, with 10 of the 13 at or above .500. The 'Canes had the 16th toughest regular season schedule in the country according to the Jeff Sagarin Ratings.
- Sophomore Thearon Collier is one of just eight 'Canes all-time to record multiple punt return returns for a touchdown in a career. Both of Collier's returns came this season (vs. FAMU and Virginia).
- Four UM receivers stand at 6-3 or taller: Leonard Hankerson and Aldarius Johnson are 6-3, LaRon Byrd is 6-4 and Tommy Streeter is 6-5. Miami's three tight ends are average out at 6-5, including former basketball player Jimmy Graham who stands at 6-8.
- Seventeen different players have caught a pass this season for the University of Miami while 10 of those 17 have double-digit catches. Leonard Hankerson leads the team with 44 receptions, while LaRon Byrd (30), Travis Benjamin (28), Dedrick Epps (19), Graig Cooper (18), Aldarius Johnson (16), Mike James (15), Jimmy Graham (14), Thearon Collier (13) and Javarris James (11) all have double-digit catches.
- An average of 47,551 fans attended Miami's six home games at Land Shark Stadium this season. That number marks the highest average home attendance for the Hurricanes since an average of 59,134 attended six home games at the Orange Bowl during the 2004 season.
- The UM football team currently consists of 53 freshmen and sophomores and only 38 juniors and seniors.
- No position on the UM roster is as young as the receiver position, where junior Leonard Hankerson is the lone upperclassman. Behind Hankerson, the next seven receivers are all in just their second year in the program.
- After playing 21 true freshmen in last season's season-opener, UM played just five in the 2009 opener against Florida State in Tallahassee.
- A year after Travis Benjamin collected 274 all-purpose yards against FSU, Graig Cooper nearly matched the impressive feat in tallying 232 yards against the 'Noles in Tallahassee in the season opener.

RELOADING UNDER SHANNON


- Since taking over the helm of the UM football program in 2007, the Hurricanes have improved every year under head coach Randy Shannon.
- After the 'Canes went 9-3 in 2005 and 7-6 in 2006 in Larry Coker's final two seasons at Miami, the 'Canes finished the 2007 with a 5-7 mark in Shannon's first year.
- In his second year at the helm in 2007, Miami improved by two games, going 7-5 in the regular season before a loss to Cal in the Emerald Bowl.
- Miami has improved yet again this year, already surpassing last year's win total by two with a potential to win a 10th game for the first time under Randy Shannon.
- The 'Canes have also shown steady improvement in ACC play under Shannon, going 2-6 in 2007, 4-4 in 2008 and 5-3 in 2009.
- Miami's nine wins this season are the most by a UM team since the 2005 squad finished 9-3. If Miami is able to win the Champs Sports Bowl, the 'Canes will finish with double-digit wins for the first time since 2003.



'CANES IN THE FOOTBALL ACADEMIC PROGRESS REPORT SCORES



- Miami's APR score in 2009 ranked 7th nationally with a score of 977.



- The score was the highest among all Florida institutions and second highest in the Atlantic Coast Conference.


'CANES IN THE CLASS ROOM

- Of the 21 seniors on this year's squad, 13 have already earned degrees, while the remaining eight are all on course to graduate in May of 2010.
- Eight players received degrees in the Spring of 2009 - Jake Byrne (Finance), Joe Joseph (Sports Administration), Eric Moncur (Liberal Arts), Matt Perrelli (Marketing and Management), Matt Piphio (Biology), Darryl Sharpton (Finance), A.J. Trump (Management and Organization), Jimmy Graham (Management and Marketing). Another five players recently received degrees during commencement ceremonies in December: Jason Fox (Business Management and Organization), Richard Gordon (Liberal Arts), Chavez Grant (Business Management and Organization), Ryan Hill (Liberal Arts and Sociology) and Kris Kimball (Business Management and Organization)
- Last season, Miami had 13 early graduates, which were the most in the nation.
- Four graduates on the 2009 roster are currently pursuing their master's degrees: Joe Joseph (Master's of Liberal Arts), Jimmy Graham (Master's of Liberal of Arts), Matt Perrelli (Sports Administration) and Jake Byrne (Master's of Business Administration).



'NUMBER OF PLAYERS WHO OBTAINED UNDERGRADUATE DEGREES PRIOR TO START OF 2009 SEASON

- Miami ranks fifth nationally in the number of players with degrees prior to the start of the 2009 season.



'CANES IN THE COMMUNITY

- Miami launched one of the biggest community outreach projects by a major college football team this past summer when the Hurricanes spent Saturdays with kids under the age of 12 in Miami-Dade, Broward and Palm Beach Counties in the month of July.
- The entire team split up into groups of approximately 15-20 players that visited area youth football programs and interacted with some of the team's youngest fans.
- "South Florida is our home," explained Head Coach Randy Shannon. "This is a way for our players to give back to the community and it allows the football program and the athletic department to say thanks as well."
- The outreach events focused on football and life skills and lasted approximately 45 minutes at each site.



MIAMI BOWL HISTORY

- The University of Miami football team is 19-15 in 34 bowl appearances in its history. The Hurricanes are 7-3 in their last 10 bowl games, including a 16-14 win over Florida State in the 2004 Orange Bowl - the last bowl game the 'Canes played in the state of Florida.

RECORD IN BOWL GAMES

Bluebonnet	0	1
Carquest	1	0
Cotton	1	0
Emerald	0	1
Fiesta	0	4
Gator	2	0
Gotham	0	1
Liberty	1	1
MPC Computers	1	0
Micron PC	1	0
Orange	6	3
Peach	2	1
Palm Festival	1	1
Rose	1	0
Sugar	2	2
Totals	19	15

ALL-TIME BOWL RESULTS

2008 Emerald Bowl	L	Cal 24, Miami 17
2006 MPC Computers Bowl	W	Miami 21, Nevada 20
2005 Peach Bowl	L	Louisiana State 40, Miami 3
2004 Peach Bowl	W	Miami 27, Florida 10
2004 Orange Bowl	W	Miami 16, Florida State 14
2003 Fiesta Bowl	L	Ohio State 31, Miami 24 (2 OT)
2002 Rose Bowl	W	Miami 37, Nebraska 14
2001 Sugar Bowl	W	Miami 37, Florida 20
2000 Gator Bowl	W	Miami 28, Georgia Tech 13
1998 Micron PC Bowl	W	Miami 46, N.C. State 23
1996 Carquest Bowl	W	Miami 31, Virginia 21
1995 Orange Bowl	L	Nebraska 24, Miami 17
1994 Fiesta Bowl	L	Arizona 29, Miami 0
1993 Sugar Bowl	L	Alabama 34, Miami 13
1992 Orange Bowl	W	Miami 22, Nebraska 0
1991 Cotton Bowl	W	Miami 46, Texas 3
1990 Sugar Bowl	W	Miami 33, Alabama 25
1989 Orange Bowl	W	Miami 23, Nebraska 3
1988 Orange Bowl	W	Miami 20, Oklahoma 14
1987 Fiesta Bowl	L	Penn State 14, Miami 10
1986 Sugar Bowl	L	Tennessee 35, Miami 7
1985 Fiesta Bowl	L	UCLA 39, Miami 37
1984 Orange Bowl	W	Miami 31, Nebraska 30
1981 Peach Bowl	W	Miami 20, Virginia Tech 10
1967 Bluebonnet Bowl	L	Colorado 31, Miami 21
1966 Liberty Bowl	W	Miami 14, Virginia Tech 7
1962 Gotham Bowl	L	Nebraska 36, Miami 34
1961 Liberty Bowl	L	Syracuse 15, Miami 14
1952 Gator Bowl	W	Miami 14, Clemson 0
1951 Orange Bowl	L	Clemson 15, Miami 14
1946 Orange Bowl	W	Miami 13, Holy Cross 6
1935 Orange Bowl	L	Bucknell 26, Miami 0
1934 Palm Festival	L	Duquesne 33, Miami 7
1933 Palm Festival	W	Miami 7, Manhattan 0

OPTIONS EVERYWHERE

- Seventeen different players on the University of Miami football team have caught a pass this season, with 10 of those 17 having recorded double-digit receptions.
- The Hurricanes have had at least eight different receivers catch a pass in all nine wins.
- On the year, Leonard Hankerson has a team-high 44 catches, while fellow wide outs LaRon Byrd and Travis Benjamin have 30 and 28 respectively.
- Sophomore quarterback Jacory Harris has connected with all but one of the 17 players that have recorded a catch this season.
- In Miami's nine games played in the state of Florida, an average of 9.7 players have caught a pass in each game (13 vs. Virginia, 12 vs. Florida A&M, 11 vs. Oklahoma, 9 vs. Georgia Tech, 9 vs. UCF, 9 vs. Duke, 8 vs. Clemson, 8 vs. Florida State and 8 vs. USF).

TOUGH TO RUN ON

- After allowing 149.6 yards per game on the ground through the season's first five games, the Hurricanes' defense allowed just 96 rushing yards per game over the final seven games of the regular season.
- Miami has also allowed just two rushing touchdowns over the last seven games after allowing six in the first five games.
- Miami has allowed its opponents to record 100 yards on the ground just three times since Oct. 10, holding Clemson - one of the ACC's top rushing teams - to just 84 yards on 34 carries.
- The 'Canes have also allowed just 3.3 yards per carry over the last nine games dating back to UM's win over Oklahoma on Oct. 3.
- Against the nation's No. 2 rushing attack in Georgia Tech, the 'Canes held the Yellow Jackets to just 95 yards rushing on 39 carries (2.4 ypc).

MIAMI, NOTRE DAME RECEIVE AFCA ACADEMIC ACHIEVEMENT AWARD

- The University of Miami and University of Notre Dame will share the American Football Coaches Association's 2009 Academic Achievement Award, which is presented by the Touchdown Club of Memphis. Miami and Notre Dame recorded a 100 percent graduation rate for members of its freshman football student-athlete class of 2002. This is the eighth honor for Notre Dame and the first for Miami since the award's inception.
- This year's award marks the second time the NCAA's Graduation Success Rate (GSR) formula has been used to select the winner. From 1981 to 2007 the award was presented based on a formula used by the College Football Association and AFCA.
- The Academic Achievement Award was established by the College Football Association in 1981. The award recognized the CFA-member Football Bowl Subdivision institution with the highest graduation rate among members of its football team.
- The GSR is based on a six-year graduation window for student-athletes which is a change from the five-year window used by the CFA and AFCA. The GSR was developed by the NCAA as part of its academic reform initiative to more accurately assess the academic success of student-athletes. The GSR holds institutions accountable for transfer students, unlike the federal graduation rate. The GSR also accounts for midyear enrollees.

FOR STARTERS

- Only five Hurricanes have started all 12 games this season, with three of the five starting on the offensive line.
- Orlando Franklin (11 games at LG, one game at LT), A.J. Trump (12 games at C) and Matt Pippo (12 games at RT) have started every game on the line while Jacory Harris and Brandon Harris have started every contest at their respective positions.
- In total, only 11 players on the UM roster have started double-digit games. Leonard Hankerson, Jason Fox and Darryl Sharpton have started 11 contests, while Joe Joseph, Sam Shields and Vaughn Telemaque have all garnered 10 starts.

'CANES IN SEARCH OF 5-0 OUTSIDE OF THE ACC

- The Hurricanes went undefeated in non-conference play during the regular season for the first time since 2005, going 4-0 with wins at No. 18 Florida State, at UCF, home against Florida A&M and at USF in the regular season finale.
- With a win over Wisconsin in the Champs Sports Bowl, the 'Canes will have won five games against non-conference opponents for the first time since joining the ACC.

YOUTH IS SERVED

- Seven of the top eight players in terms of all-purpose yards gained for the 'Canes this season have at least one year of eligibility remaining after the 2009 season. The only senior among the Top 8 is running back Javaris James, who ranks fifth on the team with 574 total yards.
- Juniors Graig Cooper (1,333) and Leonard Hankerson (773) rank first and second on the UM roster in total yardage, while junior Damien Berry and sophomore Travis Benjamin rank third and fourth respectively with 655 and 586 total yards.
- Behind Javaris on the list including a pack of underclassmen, with freshman Mike James (514) ranked sixth followed by sophomores LaRon Byrd (431), Thearon Collier (368) and Aldarius Johnson (276).
- Last season Cooper lead the 'Canes with 1,133 all-purpose yards while Benjamin ranked second on the team with 1,012.



POINTS APLENTY

- The Hurricanes are averaging 31.7 points per game coming into their Champs Sports Bowl match-up with Wisconsin.
- If Miami scores at least 10 points against the Badgers on Dec. 29 in Orlando, the 2009 'Canes will be the first UM team since the 2002 squad to finish the season with an average of at least 30.0 points per contest..

BOSHER CLOSING IN ON CONSECUTIVE FG STREAK

- Junior kicker Matt Boshier has kicked 12 straight field goals heading into the Champs Sports Bowl. The record for the most consecutive field goals kicked in UM history is 13, set by Dane Prewitt in 1994.

OFFENSE NEARING TOP 10 SEASON

- The University of Miami's offense is on pace to finish the year as one of the most productive in school history.
- With 4,950 yards of total offense, the 'Canes are just 16 yards shy of entering the Top 10 in a single-season in school history.
- The 'Canes have scored 380 points this season. With 13 more points, the 2009 team will enter the Top 10 for points in a season.
- The 2009 offense is also approaching a couple first down marks. With 261 total first downs, the 'Canes need five more to enter the Top 5 and nine more to rank second all-time in school history (the 1984 team converted a record 288 first downs).

TOP 10 SINGLE SEASON TOTAL YARDS GAINED IN UM HISTORY

Rank		Total Yards
1	2002	6,074
2	1984	5,367
3	1990	5,312
4	2003	5,134
5	1985	5,076
6	2000	5,069
7	2001	5,003
8	1989	4,995
9	1988	4,977
10	1998	4,966
-	2009	4,950

- The 'Canes are averaging 21.75 first downs per game this season. With 10 first downs against UW, the 2009 team will move into second place in school history. With 27 first downs, the 2009 team could tie the program's record for first downs in a season (UM recorded a season-high 27 first downs against Virginia on Nov. 7).

TOP 10 SINGLE SEASON FIRST DOWNS GAINED IN UM HISTORY

Rank		First downs
1	1984	288
2	1989	270
3	2002	267
4t	1990	266
	1994	266
6	2003	264
7	2009	261
8	2001	260
9	1988	257
10t	1993	255
	1996	255

- The record most likely to fall this year however is first downs gained passing. The 'Canes need just four more passing first downs to set a new UM record.

TOP 10 SINGLE SEASON FIRST DOWNS GAINED PASSING IN UM HISTORY

Rank		First downs
1	1988	161
2	1984	159
3	2009	158
4	1990	156
5t	1989	153
	1992	153
7	2002	151
8	1985	149
9	1996	140
10	2003	134

HANKERSON AMONG THE BEST THIS DECADE

- Junior wide receiver Leonard Hankerson has the potential to finish with one of the most productive seasons by a pass catcher ever at Miami.
- Hankerson currently leads the team and ranks fifth in the ACC with 773 receiving yards coming into the Champs Sports Bowl.
- His 773 receiving yards are the third-most receiving yards in a single season this decade, trailing only Andre Johnson's 2002 (1,092) and 2001 (881) seasons.

TOP 10 SINGLE SEASON RECEIVING TOTALS IN UM HISTORY

Rank		Receiving Yards
1	Eddie Brown (1984)	1,114
2	Andre Johnson (2002)	1,092
3	Wesley Carroll (1990)	952
4	Santana Moss (1999)	899
5	Andre Johnson (2001)	881
6	Michael Irvin (1986)	868
7	Willie Smith (1984)	852
8	Michael Irvin (1985)	840
9	Dale Dawkins (1989)	833
10	Leonard Hankerson (2009)	773

DEFENSIVE DOMINANCE

- The University of Miami has always taken pride in its defense. From years of Randy Shannon as the defensive coordinator to now John Lovett, the 'Canes have spent most of the decade ranked among the nation's elite defensively. Heading into bowl season, Miami is ranked 25th in total defense (321.25 ypg).

MIAMI DEFENSES FROM 2001-2009

Year	Total	Rank	Scoring	Rank	Rushing	Rank	Passing	Rank
2009	321.25	25th	22.33	40th	118.33	25th	202.92	38th
2008	317.5	28th	24.15	56th	151.85	75th	165.62	7th
2007	345.9	33rd	26.0	52nd	133.8	40th	212.2	35th
2006	255.5	7th	15.5	13th	67.9	4th	187.9	40th
2005	270.1	4th	14.3	4th	117.9	23rd	152.2	1st
2004	328.1	28th	17.0	13th	155.0	67th	173.1	9th
2003	257.5	2nd	15.1	4th	114.0	21st	143.5	1st
2002	285.0	7th	19.1	22nd	165.3	72nd	119.7	1st
2001	270.9	6th	9.4	1st	132.7	40th	138.2	2nd

PIPHO EARNS ACADEMIC HONOR

- Miami right tackle Matt Pipho was named to the ESPN The Magazine Academic All-District First Team (University Division) for football in District III.
- Pipho, who received his degree in Biology last spring, owns a 3.39 cumulative grade point average. He has started all 12 games for the Hurricanes at right tackle this season helping the Hurricanes rack up 4,950 yards of total offense. Miami ranks in the Top 30 nationally in both scoring offense and passing offense.
- Three Academic All-District teams are chosen in each district, with those student-athletes on the All-District first teams placed on the national ballot for Academic All-America® consideration.

THREE 150-YARD RUSHERS IS A FIRST

- For the first time in school history, the University of Miami had three different players rush for 150-yards in a game as Javarris James (150 yards vs. Oklahoma), Graig Cooper (152 yards vs. Virginia) and Damien Berry (162 yards vs. Florida A&M) accomplished the feat this season.

BAILEY, BOSHER, FOX, HARRIS NAMED FIRST TEAM ALL-ACC

- Six UM football players earned All-Atlantic Coast Conference honors, as announced by the Atlantic Coast Sports Media Association on Nov. 30.
- Junior defensive tackle Allen Bailey, junior placekicker Matt Boshier, sophomore cornerback Brandon Harris and senior offensive tackle Jason Fox each were named All-ACC first team.
- The association has selected the official All-ACC football team since 1953, the first year of the conference.
- Miami last had four first team selections in 2005 as Tyrone Moss, Eric Winston, Kelly Jennings and Devin Hester earned honors.
- Linebackers junior Colin McCarthy and senior Darryl Sharpton earned second team All-ACC honors while Boshier was selected as the second team punter. Senior defensive tackle Joe Joseph, senior safety Randy Phillips and junior offensive guard Orlando Franklin each earned honorable mention.



MIAMI TEAM LEADERS

- Here is list of Miami's statistical team leaders through 12 games this season:

Passing Yards	Jacory Harris	3,164
Rushing Yards	Graig Cooper	666
Receiving Yards	Leonard Hankerson	773
Receptions	Leonard Hankerson	44
Punt Return Yards	Thearon Collier	152
Kick Return Yards	Graig Cooper	527
Total Touchdowns	Damien Berry	8
Scoring	Matt Boshier	90
All-Purpose Yards	Graig Cooper	1,333
Solo Tackles	Darryl Sharpton	55
Total Tackles	Darryl Sharpton	91
Tackles for a loss	Allen Bailey	11.0
Sacks	Allen Bailey	7.0
Interceptions	Randy Phillips	2
	Brandon Harris	2
Pass breakups	Brandon Harris	14
Fumbles recovered	Randy Phillips	2
Fumbles forced	Three players	2

SHARPTON ACCEPTS INVITATION TO EAST-WEST SHRINE GAME

- Junior linebacker Darryl Sharpton has accepted an invitation to play in the 85th East-West Shrine Game. The Game will be held Jan. 23, 2010, in Orlando, Fla., kicking off at 3 p.m. EST.
- Sharpton joins an elite list of football greats, such as John Elway, Tom Brady, Brett Favre, and 62 NFL Hall of Famers, who have played in the East-West Shrine Game, America's longest-running college all-star football game.
- While the teams are divided by East and West, the players come together for the beneficiary of the event, Shriners Hospitals for Children, an international pediatric specialty health care system.
- For more information about the East-West Shrine Game, please visit www.shrinegame.com.

NATIONAL PERSPECTIVE

- In addition to a No. 14 ranking in the AP Poll and a No. 15 ranking in the USA Today/ESPN Coaches Poll, the 'Canes are receiving other Top 25 recognition after a 9-3 regular season.

Here is a list of some other national rankings for the 'Canes heading into bowl season:

- BCS: 15
- ESPN Power Ranking: 14
- ESPNU Fan Ranking: 17
- Legends Poll: 15
- Sporting News: 21
- CBSsports.com 120: 14
- Harris Interactive: 15

COMPARISON: MIAMI AND WISCONSIN

- Here is a quick look at the match-ups you will see when the 'Canes and Badgers square off on Dec. 29 in Orlando:

MIAMI			WISCONSIN		
Offense	Avg	NCAA Rank	Defense	Avg	NCAA Rank
Total	412.50	36	Total	310.42	18
Rushing	144.42	62	Rushing	90.50	8
Passing	268.08	27	Passing	219.92	66
Defense	Avg	NCAA Rank	Offense	Avg	NCAA Rank
Total	321.25	25	Total	415.83	34
Rushing	118.33	28	Rushing	206.67	15
Passing	202.92	38	Passing	209.17	71
Punting	Avg	NCAA Rank	PR	Avg	NCAA Rank
Average	35.08	70	Average	7.57	77
PR	Avg	NCAA Rank	Punting	Avg	NCAA Rank
Average	9.04	56	Average	35.49	62

'CANES IN THE NATIONAL RANKINGS

- Several Hurricanes are ranked among the nation's elite statistically. Here is a look at where some 'Canes rank nationally heading into bowl season:

Player	Statistic	Avg.	National Rank
Brandon Harris	Passes Defended	1.33	t-4th
Jacory Harris	Passing Efficiency	141.56	32nd
Matt Boshier	Punting	42.73	32nd
Jacory Harris	Total Offense	245.50	37th
Matt Boshier	Field Goals	1.17	t-44th
Allen Bailey	Sacks	0.58	t-50th
Graig Cooper	All-Purpose Yards	121.18	60th
Leonard Hankerson	Receiving Yards	64.42	65th

MIAMI FINISHES 15TH IN BCS

- The Hurricanes picked up their ninth win of the season in the regular season finale at USF and moved up two spots to No. 15 in the final Bowl Championship Series rankings of the 2009 season.
- Miami finished with an average of .4419, right behind Penn State (.5319) and BYU (.4531) and just ahead of West Virginia (.3357) and Pittsburgh (.3141).
- Three of Miami's 2009 opponents finished the season ranked in the BCS Top 25, with Georgia Tech at No. 9, Virginia Tech at No. 11 and Wisconsin at No. 25.

		Avg.	Harris	Coach	Comp
1. Alabama	13-0	.9978	1	1	1
2. Texas	13-0	.9433	2	2	3
3. Cincinnati	12-0	.8878	4	4	2
4. TCU	12-0	.8836	3	3	5
5. Florida	12-1	.8637	5	5	4
6. Boise St.	13-0	.8106	6	6	6
7. Oregon	10-2	.7568	7	7	6
8. Ohio State	10-2	.6568	8	8	12
9. Georgia Tech	11-2	.6471	10	10	8
10. Iowa	10-2	.6180	11	11	10
11. Virginia Tech	9-3	.5675	12	12	11
12. LSU	9-3	.5375	13	13	9
13. Penn State	10-2	.5319	9	9	18
14. BYU	10-2	.4531	14	14	15
15. MIAMI	9-3	.4419	15	15	13
16. West Virginia	9-3	.3357	18	17	14
17. Pittsburgh	9-3	.3141	16	16	20
18. Oregon State	8-4	.2876	19	20	17
19. Oklahoma State	9-3	.2628	17	18	21
20. Arizona	8-4	.2248	24	23	16
21. Stanford	8-4	.1803	21	21	22
22. Nebraska	9-4	.1655	20	19	30
23. Utah	9-3	.1245	22	24	24
24. USC	8-4	.1207	26	27	19
25. Wisconsin	9-3	.1203	23	22	26

'CANES EARN 12 ACC WEEKLY HONORS

Jacory Harris – Offensive Back of the Week

Sept. 8 – Threw for a career-high 386 yards and two TDs in win at FSU
 Sept. 19 – Completed 20-of-25 for 270 yards and three TDs in win over GT
 Oct. 31 – Finished with 330 yards and three TDs in road win at Wake Forest
 Nov. 21 – Tossed for 348 yards and two TDs in win over Duke

Darryl Sharpton – Defensive Lineman of the Week

Nov. 21 – Had a career-high 12 tackles and an INT returned for a TD vs. Duke
 Nov. 28 – Recorded 12 tackles for a second straight week in win at USF

Jason Fox – Offensive Lineman of the Week

Oct. 3 – Anchored UM's O-line and graded out at 99% in win over Oklahoma

Orlando Franklin – Offensive Lineman of the Week

Nov. 28 – Played LT and tallied four pancakes and graded out at 95% at USF

Brandon Harris – Defensive Back of the Week

Sept. 8 – Had a career-high nine tackles and two pass break ups in win at FSU

Matt Boshier – Specialist of the Week

Oct. 17 – Kicked three XPs, two FGs and had three punts inside the 20 vs. UCF
 Nov. 28 – Kicked four XPs, a FG and averaged 44.8 yards per punt at USF



NATIONAL CHAMPIONS 1983 1987 1989 1991 2001

WHIPPLE BALL

- In just his first season as the University of Miami's offensive coordinator, Mark Whipple has the 'Canes offense ranked among the nation's best. The 'Canes come into the Champs Sports Bowl ranked in the nation's Top 30 in several statistical categories, including scoring offense (27th - 31.67 ppg), passing offense (27th - 268.08 ypg) and passing efficiency (29th - 141.32).
- The Hurricanes' offense has scored more than 20 points in all but one game this season. Miami has scored more than 30 points on seven occasions, including three of UM's last four regular season games.
- Sophomore quarterback Jacory Harris has proven to be one of the league's top passers in his first season under Whipple, ranking third in the ACC in passing yards per game (263.7), third in passing touchdowns (23), fifth in total offense (245.5) and fifth in passing efficiency (141.6).

JACORY MOVING UP PASSING CHARTS

- Sophomore quarterback Jacory Harris is having one of the most productive passing seasons for a UM quarterback in the program's history.
- Having tossed for over 3,164 yards heading into the Champs Sports Bowl, Harris is in line to finish the 2009 season ranking among the greatest single-seasons in school history.
- Here is a list of where Harris ranks in a single-season in UM history:

TOP 10 SINGLE SEASON PASSING YARDS IN UM HISTORY

Rank	Player (Year)	Yards
1	Bernie Kosar (1984)	3,642
2	Ken Dorsey (2002)	3,369
3	Craig Erickson (1990)	3,363
4	Vinny Testaverde (1985)	3,238
5	Jacory Harris (2009)	3,164
6	Steve Walsh (1988)	3,115
7	Gino Torretta (1991)	3,095
8	Gino Torretta (1992)	3,060
9	Ken Dorsey (2000)	2,737
10	Brock Berlin (2004)	2,680

TOP 10 SINGLE SEASON TOUCHDOWN PASSES IN UM HISTORY

Rank	Player (Year)	TDs
1	Steve Walsh (1988)	29
2	Ken Dorsey (2002)	28
3	Vinny Testaverde (1986)	26
4t	Bernie Kosar (1984)	25
	Ken Dorsey (2000)	25
6t	Jacory Harris (2009)	23
	Ken Dorsey (2001)	23
8t	Craig Erickson (1990)	22
	Brock Berlin (2004)	22
10	Vinny Testaverde (1985)	21

TOP 10 SINGLE SEASON PASS ATTEMPTS IN UM HISTORY

Rank	Player (Year)	Attempts
1	Bernie Kosar (1984)	41
2	Gino Torretta (1992)	402
3t	Craig Erickson (1990)	393
	Ken Dorsey (2002)	393
5	Steve Walsh (1988)	390
6	Jacory Harris (2009)	377
7	Gino Torretta (1991)	371
8t	Vinny Testaverde (1985)	352
	Brock Berlin (2003)	352
10	Brock Berlin (2004)	348

TOP 10 SINGLE SEASON PASS COMPLETIONS IN UM HISTORY

Rank	Player (Year)	Completions
1	Bernie Kosar (1984)	26v
2	Steve Walsh (1988)	233
3	Gino Torretta (1992)	228
4	Jacory Harris (2009)	226
5	Craig Erickson (1990)	2
6	Ken Dorsey (2002)	222
7	Vinny Testaverde (1985)	21
8	Brock Berlin (2003)	211
9	Gino Torretta (1991)	205
10	Bernie Kosar (1983)	201

SHIELDS SHIFTING GEARS

- After three seasons as a wide receiver, veteran Sam Shields has made the move to cornerback this year, starting 10 of his 11 games played in the defensive backfield.
- Shields, who had just 470 receiving yards combined the last two seasons after tallying 501 yards as a freshman, is UM's fastest player (4.2 40-yard dash) and instantly added another dimension to the UM secondary this season.
- Heading into the Champs Sports Bowl, Shields ranks fifth on the team in tackles (40), while adding a tackle for a loss, two pass break-ups, a forced fumble and a fumble recovery.

RUNNING FOR RECORDS

- With 99 rushing attempts this season, senior Javarris James has moved from eighth place on Miami's all-time rushing attempts list to third. After passing Stephen McGuire (450 attempts) and Danyell Ferguson (454 attempts) against Oklahoma, James passed his cousin Edgerrin with six carries against Clemson on Oct. 24. He now trails only Otis Anderson (691 attempts) and James Jackson (541 attempts) heading into the Champs Sports Bowl against Wisconsin.
- Junior Graig Cooper joined Javarris in the Top 10 rushing attempts list when he moved into 10th place with 395 carries after tallying 15 attempts at UNC on Nov. 14. Cooper, who now has 425 attempts, needs just 16 more to pass Clinton Portis for seventh all-time.

MIAMI'S CAREER RUSHING ATTEMPTS LEADERS

1.	Otis Anderson	691
2.	James Jackson	541
3.	Javarris James	499
4.	Edgerrin James	474
5.	Danyell Ferguson	454
6.	Stephen McGuire	450
7.	Clinton Portis	440
8.	Graig Cooper	425
9.	Tyrone Moss	412
10.	Leonard Conley	400

- Javarris James also moved into the school's Top 10 in career rushing yards against Oklahoma and currently ranks sixth with 2,161 yards. Against UCF, James not only passed Frank Gore (1,975) for seventh place all-time, he became just the seventh player in school history to amass 2,000 career rushing yards. In the Clemson game, he passed Willis McGahee for sixth all-time in program history.
- Not too long after Javarris moved into the Top 10 in career rushing yardage at UM, teammate Graig Cooper entered the Top 10. He became the eighth player in school history to amass at least 2,000 rushing yards in a career just weeks after Javarris accomplished the feat and has since passed him on the career rushing yardage list.
- Cooper needs just 26 more rushing yards to enter the Top 5 while James could do the same with 54 more yards.

MIAMI'S CAREER RUSHING YARDAGE LEADERS

1.	Otis Anderson	3,331
2.	Edgerrin James	2,960
3.	James Jackson	2,953
4.	Clinton Portis	2,523
5.	Danyell Ferguson	2,214
6.	Graig Cooper	2,189
7.	Javarris James	2,161
8.	Willis McGahee	2,067
9.	Frank Gore	1,975
10.	Stephen McGuire	1,953

OTHER RECORDS

- Senior left tackle Jason Fox started 47 games in his career, which ranks him third all-time in UM history. William Joseph (1999-2002) has the most starts all-time at UM with 50, while Ed Reed (1998-2001) ranks second with 48.
- Junior kick/punter Matt Boshier is also moving up the record books, currently ranking third all-time in consecutive PATs (90), 8th in points scored kicking (182) and eighth in FGs made (32).

**'CANES IN THE NFL IN 2009**

- Tune into nearly any NFL game on a Sunday or Monday, and you're likely to see several former Hurricanes excelling at the next level. No school in the country has as many former players excelling in the NFL at the rate the University of Miami does, and that is evident by the number of current Pro Bowl players and Super Bowl champions that hail from "The U". The following list is the top performances by former Hurricanes this past season in the NFL (as of Dec.16):
1. **Andre Johnson - Houston Texans Wide Receiver**
 - Leads the NFL in receiving yards (1,237); Is on pace for his second straight 1,500-yard receiving season; Has eight receiving TDs for a third straight season
 2. **Reggie Wayne - Indianapolis Colts Wide Receiver**
 - Ranks fourth in the NFL in receiving yards (1,078) and receiving touchdowns (9); Recorded at least 1,000 yards for a sixth straight season
 3. **Jon Beason - Carolina Panthers Linebacker**
 - Ranks second in the league in total tackles (118) and third in solo tackles (93); Has three interceptions, two sacks and has recovered two fumbles
 4. **Ray Lewis - Baltimore Ravens Linebacker**
 - Ranks seventh in the NFL (second in the AFC) with 108 tackles; Reached the 100-tackle mark for the 12th time in his career; Has two sacks and two forced fumbles
 5. **D.J. Williams - Denver Broncos Linebacker**
 - Leads the Broncos and ranks 16th in the NFL with 97 tackles; Three tackles short of his third 100-tackle year; Has two forced fumbles and a career-high 3.5 sacks
 6. **Frank Gore - San Francisco 49ers Running Back**
 - Ranks 11th in the NFL in rushing yards per games (75.9); Ranks fourth in yards per carry (5.2) among all RBs with 150+ carries; Has 10 total touchdowns
 7. **Jonathan Vilma - New Orleans Saints Linebacker**
 - Leads the Saints and ranks 27th in the NFL with 89 tackles; Needs 11 tackles for his fifth career 100-tackle season; Has a career-high three interceptions this year
 8. **Bryant McKinnie - Minnesota Vikings Left Tackle**
 - Started all 13 games for the 11-2 Vikings at LT; Anchors a line that has blocked for Adrian Peterson (1,200 yards, 14 TDs) and Brett Favre (3,341 yards, 27 TDs)
 9. **Kellen Winslow - Tampa Bay Buccaneers Tight End**
 - Leads the Buccaneers and ranks seventh among all NFL tight ends with 659 receiving yards; Has a career-high tying five touchdown catches
 10. **Brandon Meriweather - New England Patriots Strong Safety**
 - Started all 13 games at strong safety; Has 61 tackles and eight passes defended; Has four INTs for the second straight season, including one returned for a TD
 11. **Willis McGahee - Baltimore Ravens Running Back**
 - Ranks sixth in the NFL with 11 TDs this year; Has 351 rushing yards on 87 carries (4.0 ypc); His 11 TDs is two short of tying his career-high mark of 13 set in 2004
 12. **Antrel Rolle - Arizona Cardinals Free Safety**
 - Tied for 13th in the NFL with four INTs; Has 65 tackles, 1.5 sacks and a forced fumble; On pace for to record over 80 tackles for the third time in his career
 13. **Santana Moss - Washington Redskins Wide Receiver**
 - Leads the Redskins and ranks 34th in the NFL with 700 receiving yards; Now has seven straight seasons with at least 700 receiving yards; Has three receiving TDs
 14. **Ed Reed - Baltimore Ravens Free Safety**
 - Has three interceptions, three forced fumbles and 45 tackles despite missing two games; Has forced at least six turnovers for the fourth straight season
 15. **Calais Campbell - Arizona Cardinals Defensive End**
 - Having a break-out season in his 2nd year; Started 12 of 13 games; Has 44 tackles, six sacks (ranks 27th in the NFL), five passes defended and a forced fumble
 16. **Rocky McIntosh - Washington Redskins Linebacker**
 - Ranks 58th in the NFL with 72 total tackles; On pace to record over 80 tackles for the third straight season; Also has an interception and two forced fumbles
 17. **Vince Wilfork - New England Patriots Defensive Tackle**
 - Started the season's first 13 games at DT for the Patriots; On pace to record over 40 tackles for the fourth time in the last five years; Has a forced fumble
 18. **Jeremy Shockey - New Orleans Saints Tight End**
 - Ranks 10th among all NFL tight ends and 53rd overall with 569 receiving yards; Has at least 500 yards receiving for the seventh time in his career
 19. **Devin Hester - Chicago Bears Wide Receiver**
 - Leads the Bears and ranks 38th in the NFL with a career-high 682 receiving yards; Has three receiving touchdowns; Also averaging 8.1 yards per punt return
 20. **Vernon Carey - Miami Dolphins Right Tackle**
 - Has started all 13 games thus far; Hasn't missed a start since the 2005 season; Blocks for the third best rushing offense in the league
 21. **Greg Olsen - Chicago Bears Tight End**
 - Has 51 catches for 463 yards and a career-high six touchdowns this season; Three catches and 111 yards shy of career-high receiving marks
 22. **Bruce Johnson - New York Giants Cornerback**
 - Has played in all 13 games and started four in his rookie season; Has 36 tackles, a sack, two forced fumbles and an interception returned for a touchdown
 23. **Tavares Gooden - Baltimore Ravens Linebacker**
 - Has started all 12 games he has played in this season; Has 47 tackles (39 solo) and has a pass defended
 24. **Philip Buchanon - Detroit Lions Cornerback**
 - Started nine of the 11 games; Needs 10 tackles to hit the 50-tackle mark for the third straight year; Has a sack, four passes defended and two forced fumbles
 25. **Clinton Portis - Washington Redskins Running Back**
 - Had 494 rushing yards in the season's first eight games before being placed on IR
- In addition to those 25, a number of other former 'Canes are having strong seasons in the league, including Philadelphia Eagles rookie defensive tackle Antonio Dixon (12 tackles, one sack and a blocked field goal), three players on the Houston Texans' offensive line (Eric Winston, Chris Myers and Rashad Butler), New York Giants punter Jeff Feagles (40.4 yards per punt, 20 punts inside the 20) and Seattle Seahawks cornerback Kelly Jennings (27 tackles, five passes defended) among others.
 - Second year safety Kenny Phillips of the New York Giants was off to one of the best starts for any defensive back in the league through the season's first two weeks before going on IR with a knee injury. After recording 67 tackles and one interception his rookie year in 2008, Phillips had already tallied 13 tackles and two interceptions in the first two weeks of 2009 before being sidelined.



'CANES AND THE LEAGUE

- The University of Miami had 41 players on 2009 opening day NFL rosters - the second-most of any college football program in the country. Trailing only LSU by one, the Hurricanes lead a group of nine ACC schools in the Top 25 most-represented programs in the country. Here is a list of schools which had at least 30 former players on NFL rosters on opening day:

SCHOOL	TOTAL
LSU	42
MIAMI	41
Ohio State	39
Texas	39
Georgia	38
USC	37
Tennessee	35
Florida State	32
Michigan	30

- Miami currently has 41 players on teams as of the Week 14 of the 2009 NFL season. Take a look at the former Hurricanes currently in the NFL.

ARIZONA CARDINALS

Calais Campbell	DL
Antrel Rolle	DB

ATLANTA FALCONS

Spencer Adkins	LB
Brett Romberg	OL

BUFFALO BILLS

Roscoe Parrish	WR
----------------	----

BALTIMORE RAVENS

Tavares Gooden	LB
Ray Lewis	LB
Willis McGahee	RB
Ed Reed	S

CAROLINA PANTHERS

Jon Beason	LB
Damione Lewis	DL

CHICAGO BEARS

Devin Hester	WR/PR
Darrell McClover	LB
Greg Olsen	TE

CINCINNATI BENGALS

Orien Harris	DT
--------------	----

DENVER BRONCOS

D.J. Williams	LB
---------------	----

DETROIT LIONS

Phillip Buchanon	DB
------------------	----

HOUSTON TEXANS

Rashad Butler	OL
Andre Johnson	WR
Chris Myers	OL
Eric Winston	OL

INDIANAPOLIS COLTS

Reggie Wayne	WR
--------------	----

MIAMI DOLPHINS

Vernon Carey	OL
--------------	----

MINNESOTA VIKINGS

Bryant McKinnie	OL
-----------------	----

NEW ENGLAND PATRIOTS

Brandon Meriweather	S
Vince Wilfork	DL

NEW ORLEANS SAINTS

Jeremy Shockey	TE
Jonathan Vilma	LB

NEW YORK GIANTS

Jeff Feagles	P
Bruce Johnson	DB
Sinorice Moss	WR
Kenny Phillips	S

OAKLAND RAIDERS

William Joseph	DT
----------------	----

PHILADELPHIA EAGLES

Antonio Dixon	DL
---------------	----

SAN FRANCISCO 49ERS

Baraka Atkins	DE
Frank Gore	RB

SEATTLE SEAHAWKS

Kelly Jennings	DB
----------------	----

TAMPA BAY BUCCANEERS

Kellen Winslow	TE
----------------	----

WASHINGTON REDSKINS

Rocky McIntosh	LB
Santana Moss	WR
Clinton Portis	RB

'CANES IN THE PRO BOWL

- Seven former University of Miami football players were named to the 2009 NFL Pro Bowl, easily the highest representation for any school in the nation. The list included:

WR	Andre Johnson	Houston Texans
WR	Reggie Wayne	Indianapolis Colts
RB	Clinton Portis	Washington Redskins
LB	Ray Lewis	Baltimore Ravens
LB	Jon Beason	Carolina Panthers
S	Ed Reed	Baltimore Ravens
P	Jeff Feagles	New York Giants

- With seven Pro Bowl players, Miami had as many or more than the representation of three entire BCS conferences. UM's seven former players tied the entire Big 10 Conference (7) while it led the total produced by both the Pac-10 (6) and the Big East (4).
- The Atlantic Coast Conference topped all leagues with 20 representatives from current ACC schools. The Southeastern Conference was second with 13 former players selected.

PASS CATCHER U

- While most positions have numerous 'Canes thriving in the NFL, no positions have had a better 2009 season than the pass catchers - wide receivers and tight ends.
- As of Dec. 16, seven former 'Canes rank in the Top 75 in receiving yards this season in the NFL.
- Miami has two of the league's top five receivers in Andre Johnson (Texans) and Reggie Wayne (Colts). Both players have surpassed the 1,000-yard receiving mark while Johnson is on pace for his second straight 1,500-yard season.
- UM's seven players in the NFL's Top 75 in receiving yards is four more than any other school in the country, as Michigan ranks second with three players (Mario Manningham, Steve Breaston, Jason Avant) ranked in the Top 75 as of Dec. 16.
- Here is a look how many former 'Canes are among the NFL's receiving elite:

NFL Rank		Rec	Yards	Avg.	TD
1	Andre Johnson	81	1,237	15.3	8
3	Reggie Wayne	87	1,078	12.4	9
34	Santana Moss	53	700	13.2	3
38	Devin Hester	54	682	12.6	3
42	Kellen Winslow	62	659	10.6	5
53	Jeremy Shockey	48	569	11.9	3
74	Greg Olsen	51	463	9.1	6

LINEBACKERS TOO

- Four former 'Canes currently rank in the Top 25 in total tackles this season in the NFL while seven rank in the Top 100.
- Ironically, Michigan is the only other school that has multiple alumni currently ranked in the Top 25 in tackles (David Harris, Larry Foote, Dhani Jones).

NFL Rank		Total	Solo	Assists
2	Jon Beason	118	93	25
7	Ray Lewis	108	79	29
16	D.J. Williams	97	79	18
24	Jonathan Vilma	90	72	18
58	Rocky McIntosh	72	53	19
82	Antrel Rolle	65	56	9
97	Brandon Meriweather	61	36	25



COOPER AT IT AGAIN

- Junior running back Graig Cooper is on pace to lead the 'Canes in all-purpose yardage for the second straight year.
- Cooper currently has a team-high 1,333 all-purpose yards despite missing most of two games (FAMU and UCF).
- His 1,333 all-purpose yards this season is the most since Willis McGahee had 2,108 yards in 2002.
- In 13 games last season, Cooper had a team-high 1,133 all-purpose yards. As a freshman in 2007, he ranked second on the team with 887 all-purpose yards.
- His yardage in 2009 is 560 yards more than any other player on the UM roster, as Leonard Hankerson's 773 yards ranks second on the team heading into the Champs Sports Bowl.
- In addition to leading the team in all-purpose yardage, Cooper also leads the team in rushing with 666 yards.
- Cooper had his best day as a Hurricane rushing the football against Virginia on Nov. 7, finishing with 152 yards on 18 carries (8.4 ypc) in addition to scoring his third touchdown of the season.
- Here is a game-by-game listing of Cooper's all-purpose yards this year:

GRAIG COOPER'S GAME-BY-GAME ALL-PURPOSE YARDAGE

Florida State	232
Georgia Tech	186
Virginia Tech	130
Oklahoma	112
Florida A&M	DNP
UCF	0
Clemson	130
Wake Forest	29
Virginia	203
North Carolina	130
Duke	51
USF	130

- Cooper needs just 28 more yards to enter the program's Top 10 for all-purpose yards in a single season:

TOP 10 SINGLE SEASON ALL-PURPOSE YARDS IN UM HISTORY

Rank	Rush + Rec + Return	Yards	
1	Willis McGahee (2002)	1,753 + 355 + 0	2,108
2	Ottis Anderson (1978)	1,266 + 47 + 395	1,708
3	Edgerrin James (1998)	1,416 + 255 + 0	1,671
4	Santana Moss (2000)	201 + 748 + 655	1,604
5	Chuck Foreman (1972)	484 + 557 + 514	1,555
6	Santana Moss (1999)	2 + 899 + 601	1,502
7	Chuck Foreman (1971)	951 + 72 + 444	1,467
8	Clinton Portis (2001)	1,200 + 125 + 0	1,455
9	Edgerrin James (1997)	1,098 + 250 + 35	1,383
10	Tom Sullivan (1971)	761 + 198 + 402	1,361
-	Graig Cooper (2009)	583 + 110 + 510	1,333

- He currently ranks sixth all-time at UM for career all-purpose yards with 3,353. He'll move into the Top 5 with just two more yards and could potentially move into solo possession of fourth place with 124 total yards against the Badgers.

TOP 10 CAREER ALL-PURPOSE YARDS IN UM HISTORY

Rank	Rush + Rec + Return	Yards	
1	Santana Moss (1997-2000)	277 + 2546 + 1196	4,394
2	Ottis Anderson (1975-78)	3,331 + 539 + 395	4,265
3	Edgerrin James (1996-98)	2,960 + 595 + 35	3,590
4	Eddie Dunn (1936-38)	1,178 + 32 + 1,666	3,476
5	Chuck Foreman (1970-72)	1,631 + 732 + 992	3,355
6	Graig Cooper (2007-present)	2,189 + 374 + 790	3,353
7	James Jackson (1996-2000)	2953 + 278 + 0	3,231
8	Tom Sullivan (1969-71)	1,541 + 332 + 1,132	3,005
9	Alonzo Highsmith (1983-86)	1,914 + 977 + 44	2,935
10	Mark Rush (1979-82)	760 + 989 + 1,066	2,815

- Cooper is the only player in school history to amass 2,000 rushing yards, 300 receiving yards and 700 return yards in a career.

COOP DOES IT ALL

- A year after Travis Benjamin collected 274 all-purpose yards against FSU, Graig Cooper nearly matched the impressive feat in tallying 232 yards against the 'Noles in Tallahassee in the season opener on Labor Day.
- The junior collected 177 kick return yards - the fourth-highest single game total in school history.
- Cooper scored the eventual game-winning touchdown against FSU in the opener on a 3-yard run to put the 'Canes up 38-34 with 1:53 to play.
- On Sept. 17 against Georgia Tech, Cooper was at it again, racking up 93 yards rushing, 32 receiving and 61 yards on kick returns for a game-high 186 all-purpose yards.
- Despite missing most of two games this year (FAMU, UCF), he currently leads the team with 1,333 all-purpose yards.
- He has finished with exactly 130 all-purpose yards against Virginia Tech (9/26), Clemson (10/24), UNC (11/14) and USF (11/28) and reached the 200-yard mark against Virginia (11/7) with 152 rushing yards, six receiving yards and 45 kick return yards.

COOP LOOKING TO MAKE IT THREE STRAIGHT

- Junior running back Graig Cooper currently leads the 'Canes with 666 rushing yards, while junior Damien Berry and senior Javarris James rank second and third with 587 and 491 yards respectively.
- If Cooper is still leading the 'Canes in rushing after the Champs Sports Bowl, he will become the first player since Ottis Anderson to lead Miami in rushing yards in three straight seasons.
- Cooper had a team-high 682 rushing yards as a freshman in 2007 before tallying 841 last year as a sophomore.
- Anderson led the 'Canes in rushing four straight seasons from 1975-78.

COACHES AT THEIR ALMA MATERS

- Miami's Randy Shannon is one of 12 head coaches working at their alma maters as Dec. 16. The Hurricanes faced two coaches coaching at their alma maters this season (Frank Beamer - Virginia Tech; Al Groh - Virginia).

- Chris Ault - Nevada
- Frank Beamer - Virginia Tech
- Troy Calhoun - Air Force
- Steve Fairchild - Colorado State
- Pat Fitzgerald - Northwestern
- Ralph Friedgen - Maryland
- Mike Gundy - Oklahoma State
- Doug Marrone - Syracuse
- Rick Neuheisel - UCLA
- Randy Shannon - Miami**
- Dave Wannstedt - Pittsburgh
- Paul Wulff - Washington State

MISSING SPENCE

- After a slow start to the season, sophomore linebacker Sean Spence had a strong stretch of games against Virginia Tech, Oklahoma, Florida A&M and UCF before leaving the Clemson game early and missing three straight games (Wake Forest, Virginia and UNC) with an injury.
- After recording a combined five tackles in Miami's first two games (3 at FSU, 2 vs. Georgia Tech), Spence averaged over seven tackles per game over the next four, recording eight tackles at Virginia Tech, a career-high tying 10 vs. Oklahoma, four against FAMU and seven at UCF.
- Against the Knights, Spence also recorded his first two sacks of the season.
- Spence, the ACC's Defensive Rookie of the Year last season, returned to the field against Duke and in limited action before seeing more action against USF and recording a sack against the Bulls.

RANDY'S RETURN

- After missing three straight games (vs. Oklahoma, vs. Florida A&M and at UCF), senior safety Randy Phillips returned to the field against Clemson and made an immediate impact, recording six tackles (three solo) and an interception against the Tigers.
- Phillips is one of two 'Canes with a pair of interceptions this season, with both of his picks coming in the endzone.
- Coming into the Champs Sports Bowl, Phillips ranks fourth on the team in tackles with 46, despite having only played in less than nine full games.
- Phillips leads all active UM defenders with seven career interceptions.



NATIONAL CHAMPIONS 1983 1987 1989 1991 2001

ACC BOWL LINEUP

Here is a list of the Atlantic Coast Conference's bowls this season:

MEINEKE CAR CARE BOWL

North Carolina vs. Pittsburgh
Saturday, Dec. 26, 4:30 p.m., ESPN
Bank of America Stadium (73,367)
Charlotte, N.C.

EMERALD BOWL

Boston College vs. USC
Saturday, Dec. 26, 8 p.m., ESPN
AT&T Park (40,184)
San Francisco, Calif.

GAYLORD HOTELS MUSIC CITY BOWL

Clemson vs. Kentucky
Wednesday, Dec. 27, 8:15 p.m., ESPN
LP Field (67,000)
Nashville, Tenn.

CHAMPS SPORTS BOWL

Miami vs. Wisconsin
Tuesday, Dec. 29, 8 p.m., ESPN
Florida Citrus Bowl (65,438)
Orlando, Fla.

CHICK-FIL-A BOWL

Virginia Tech vs. Tennessee
Thursday, Dec. 31, 7:30 p.m., ESPN
Georgia Dome (71,851)
Atlanta, Ga.

KONICA MINOLTA GATOR BOWL

Florida State vs. West Virginia
Thursday, Jan. 1, 1 p.m., CBS
Jacksonville Municipal Stadium (73,000)
Jacksonville, Fla.

FEDEX ORANGE BOWL

Georgia Tech vs. Iowa
Tuesday, Jan. 5, 8 p.m., FOX
Land Shark Stadium (72,230)
Miami Gardens, Fla.

FRESHMEN REPORT

- After playing 21 true freshmen in the season-opener last season, UM played just five true freshmen in the 2009 opener at FSU. Ray-Ray Armstrong, Mike James, Brandon McGee, Olivier Vernon and Brandon Washington all saw action against the 'Noles, with Vernon seeing the most significant time at the defensive end position.
- Seven true freshmen have played for the 'Canes overall this season, while just three true freshmen (FB Mike James, CB Brandon McGee, DE Olivier Vernon) have played in double-digit games for the Hurricanes this season.

MIAMI VS. AP-RANKED TEAMS

- Miami has won 27 of its last 43 games against ranked teams, dating back to the 2000 season.
- Miami is 88-114-1 vs. AP-ranked teams since its first game against a ranked opponent in No. 18 Alabama in 1941.
- Miami is 40-57 vs. AP Top 10 teams since playing No. 6 Alabama in 1947.
- Miami is 22-33 against AP Top 5 teams since playing No. 3 Maryland in 1953.
- Miami's victory over No. 1 Florida State on Oct. 7, 2000, extended UM's record to 10-7 against No. 1-ranked teams. Of those 16 meetings with No. 1, six of the past eight have been against FSU.

MIAMI VS. RANKED OPPONENTS SINCE 1990

- Since 1990, Miami has registered a 48-38 mark against Associated Press ranked teams and a 125-16 record against unranked opponents. Miami's loss to North Carolina in 2004 marked the first loss to an unranked team since losing to East Carolina in 1999, a span of 65 games.

100 YARDS ON THE GROUND

- Here is a list of the University of Miami's all-time 100-yard rushing performances:

CONSECUTIVE 100-YARD RUSHING GAMES (SINCE 1975)

Player	No.	Year
Willis McGahee	6	2002
Edgerrin James	6	1998
Clinton Portis	6	2001
Clinton Portis	4	1999
Willis McGahee	4	2002
Frank Gore	3	2003

MOST 100-YARD RUSHING GAMES (SINCE 1975)

Player	No.	Years
Edgerrin James	15	1995-98
Clinton Portis	14	1999-2001
Ottis Anderson	13	1976-78
James Jackson	11	1997-2000
Willis McGahee	10	2002
Frank Gore	8	2001, 2003-04
Tyrone Moss	7	2003-2006
Graig Cooper	6	2007-present
Stephen McGuire	6	1989-91
Javarris James	5	2006-present
Danyell Ferguson	5	1995-96
Alonzo Highsmith	5	1984
James Stewart	4	1993-94
Leonard Conley	4	1987-90
Jarrett Payton	3	2003
Dyral McMillian	3	1996
Warren Williams	3	1985-87
Melvin Bratton	3	1984-87
Damien Berry	2	2007-present
Derron Thomas	1	2005-08
Donnell Bennett	1	1993
Larry Jones	1	1993
Alex Johnson	1	1989
Albert Bentley	1	1983
Speedy Neal	1	1982
Lorenzo Roan	1	1980
Ken McMillian	1	1978
Taylor Timmons	1	1977
Chris Hobbs	1	1977

TORRETTA HONORED FOR HALL INDUCTION

- Former Hurricane great Gino Torretta was honored at halftime of the Miami-Georgia Tech game on Sept. 17 after it was announced on April 30 that he will be inducted into the College Football Hall of Fame.
- Archie Manning – the chairman of The National Football Foundation and College Hall of Fame – announced that Torretta would join 15 fellow First Team All-America players and two legendary coaches in the College Football Hall of Fame Class of 2009.
- He was inducted into the Hall of Fame on Dec. 8 in New York City and will be officially enshrined at the Hall in South Bend, Ind., during ceremonies in the summer of 2010.
- Joining Torretta in the class is an impressive group of college football names, including Notre Dame wide receiver Tim Brown, Ohio State linebacker Chris Spielman and legendary coaches John Robinson and Dick McPherson.
- With the announcement, he became just the fourth Hurricane player to be selected for induction in the Hall, joining Bennie Blades (2006), Don Bosseler (1990) and Ted Hendricks (1987) in prestigious company.

HIGHSMITH MAKES HIS DEBUT

- True freshman quarterback A.J. Highsmith saw his first collegiate action on Oct. 10 against Florida A&M.
- Highsmith - son of former UM running back Alonzo Highsmith - played the entire second half against the Rattlers, completing all three of his passes for 38 yards, including a 29-yard toss to fellow freshman Tommy Streeter.
- He played in his second game against Virginia on Nov. 7, tossing his first career touchdown pass on a 15-yard pass to Kendal Thompkins.



MIAMI IN THE ACC IN 2009

- The following is a list of where UM is ranked as a team in the Atlantic Coast Conference this season:

Team	Rank
Scoring Offense	3rd (31.7)
Scoring Defense	5th (22.3)
Pass Offense	5th (268.1)
Pass Defense	5th (202.9)
Rush Offense	4th (144.4)
Rush Defense	3rd (118.3)
Total Offense	3rd (412.5)
Total Defense	5th (321.2)
Kickoff Coverage	8th (39.6)
Kickoff Returns	10th (20.3)
Pass Efficiency	6th (141.3)
Punting	6th (35.1)
Punt Return Avg.	8th (9.0)
Time of Possession	3rd (31:02)
Turnover Margin	8th (-0.17)
First Downs	4th (261)
Opponent 1st Downs	3rd (207)
Sacks By	t-7th (23)
Sacks Against	t-8th (30)
Penalties	11th (56.9)
Opponent Penalties	11th (43.4)
Pass Def. Efficiency	6th (119.7)
Field Goals	3rd (.875)
3rd Down Conv.	2nd (46.4)
Opp. 3rd Down Conv.	4th (35.7)
4th Down Conv.	6th (52.9)
Opp. 4th Down Conv.	t-4th (40.0)
PAT Kicking	t-1st (1.000)
Red Zone Offense	11th (80.4)
Red Zone Defense	3rd (80.0)

HURRICANES IN THE ACC IN 2009

- The following is a list of where UM is ranked individually in the Atlantic Coast Conference this season:

Player	Rank
JACORY HARRIS	
Passing Avg./Game	3rd (263.7)
Passing Efficiency	5th (141.6)
Total Offense	5th (245.5)
Passing Touchdowns	3rd (23)
GRAIG COOPER	
Kick Return Avg.	9th (22.9)
All-Purpose	4th (121.2)
Rushing Yards/Game	7th (60.5)
DAMIEN BERRY	
Scoring (TDs)/Game	t-9th (4.0)
LEONARD HANKERSON	
Receiving Yards/Game	7th (64.4)
MATT BOSHER	
Scoring	7th (7.5)
Scoring (Kick)	4th (7.5)
Punting	2nd (42.7)
PAT Kick Pct.	t-1st (100.0)
Field Goal Pct.	3rd (87.5)
Field Goals	8th (1.17)
BRANDON HARRIS	
Passes Defended	1st (1.33)
RANDY PHILLIPS	
Tackles/Game	36th (5.1)
Fumbles Recovered	4th (0.22)
DARRYL SHARPTON	
Tackles/Game	7th (7.6)
COLIN MCCARTHY	
Tackles/Game	10th (7.2)
ALLEN BAILEY	
Sacks	4th (0.58)
Tackles for Loss	t-7th (0.92)

TURNING THE CORNER

- Sophomore cornerback Brandon Harris had an All-America season in his second year in Coral Gables.
- He currently leads the ACC and ranks in a tie for fourth nationally with 1.33 passes defended per game.
- He recorded his first interception of the season on Oct. 10 against Florida A&M and tallied his second in the season finale at USF.
- He finished with a career-high nine total tackles at FSU in the season-opener, earning ACC Defensive Back of the Week honors for his effort in Tallahassee.
- Harris, a 2009 All-ACC Academic Team member, is currently third on the team with 52 tackles.
- Last season as a true freshman, he finished the year with 30 total tackles and he had just three passes defended in 13 games.

SPREADING THE WEALTH

- Quarterback Jacory Harris completed a pass to 13 different receivers in Miami's win over Virginia on Nov. 7.
- Harris finished the day 18-for-31 for 232 yards and two touchdowns.
- Here is a breakdown of Harris' completions against UVA:

RECEPTIONS VS. UVA

LaRon Byrd	3
Leonard Hankerson	2
Tervaris Johnson	2
Dedrick Epps	2
Mike James	2
Travis Benjamin	1
Aldarius Johnson	1
Kendal Thompkins	1
Damien Berry	1
Javarris James	1
Lee Chambers	1
Graig Cooper	1
Jimmy Graham	1

- On the year, Harris has found 16 different receivers.

OLD WISE MEN

- Safety Randy Phillips and defensive end Eric Moncur returned in 2009 as the senior citizens of the Hurricanes' defense. Moncur came to UM in 2004 and redshirted that season before Phillips joined him on the field in 2005.
- This season, Randy Phillips was among the team's tackle leaders before missing three games recovering from an injury. On the year, Phillips has 46 tackles and two interceptions (at FSU, vs. Clemson).
- Moncur made his 2009 debut on Sept. 17 vs. Georgia Tech, recording three tackles in his first game in nearly a year.
- The pair has combined to play in 84 games in their careers, with Phillips having played in 43 and Moncur having played in 41.

BIG BAILEY INSIDE

- One of the most versatile defenders in the country, junior Allen Bailey is having the best season of his career and one of the best years for a defensive lineman in the ACC.
- At 6-4, 288, Bailey has played both defensive tackle and defensive end this season and has been a key up front for the 'Canes this season.
- Bailey, who finished with 24 tackles and a team-best five sacks in 2008, has 32 tackles this season while leading the team in tackles for a loss (11.0) and sacks (7.0). He is currently fourth in the ACC with a 0.58 sacks per game average while also ranking in a tie for seventh in the league in tackles for loss (0.92 pg).

TESTAVERDE NAMED TO ACC'S 2009 LEGENDS CLASS

- Former quarterback Vinny Testaverde was named by the Atlantic Coast Conference as the University of Miami's representative in its Class of 2009 Dr Pepper Football Championship Game Legends. Testaverde, a Ring of Honor and Hall of Fame member at UM, headlined the 12-member group announced by the league on Sept. 2 that also included former Florida State quarterback Chris Weinke and one of the winningest head coaches in league history in Clemson's Danny Ford.
- The Legends were honored at this year's Dr Pepper ACC Football Championship Game weekend.



THREE 'CANES INDUCTED INTO RING OF HONOR

- Former 'Canes Bennie Blades, Eddie Dunn and Steve Walsh were all placed in the Ring of Honor during halftime of Miami's game against Clemson on Oct. 24 at Land Shark Stadium.
- Blades, Dunn and Walsh joined 13 Ring of Honor members, bringing the current class to 16 former 'Canes. The new inductees' names will be on display at future UM games in Land Shark Stadium.

CURRENT RING OF HONOR MEMBERS

Ottis Anderson (1975-78)
 Don Bosseler (1953-56)
 Jim Dooley (1949-51)
 Ted Hendricks (1966-68)
 Jim Kelly (1979-82)
 Cortez Kennedy (1988-89)
 Bernie Kosar (1982-84)
 Edgerrin James (1996-98)
 George Mira (1961-63)
 Jim Otto (1957-59)
 Burgess Owens (1970-72)
 Vinny Testaverde (1982-86)
 Gino Torretta (1989-92)

2009 INDUCTEES

Bennie Blades (1985-87)
 Eddie Dunn (1935-39)
 Steve Walsh (1987-88)

- The Ring of Honor was established during the 1997 season as a way to recognize the outstanding players that have passed through the Hurricane Football program. This becomes the fourth class to be inducted. The initial class was made up of Mira, Dooley, Hendricks and Testaverde while the second class of Anderson, Bosseler, Kosar and Owens was inducted in 1999. Last year, Miami inducted its third class of Kelly, Kennedy, James, Otto and Torretta.
- A special luncheon featuring the new Ring of Honor inductees and members from previous classes was held the day before the game - Friday, October 23, 2009 - from 12 - 2 p.m. at the Four Seasons Hotel Miami at 1435 Brickell Avenue, Miami, Florida. Proceeds from the Luncheon will benefit the Hurricane Club Student-Athlete Scholarship Fund.

RATINGS REPORT: MIAMI-FSU

- Miami's season-opening win at FSU on Labor Day is ESPN's third-most viewed regular season college football game in the history of the network - behind the 2009 USC-Ohio State game and the Miami-FSU Labor Day battle in 2006.
- The '09 Labor Day game recorded 5,820,001 household impressions, had 8,406,103 viewers with a rating of 5.89.
- The Hurricanes have now been a part of four of ESPN's six most-watched regular season games on the network.

HIGHEST RATED REGULAR SEASON COLLEGE FOOTBALL GAMES IN ESPN HISTORY

DATE	GAME	RATING
9/7/09	Miami at Florida State	7.7
9/12/09	USC at Ohio State	7.33
9/4/06	Florida State at Miami	6.86
10/27/90	Notre Dame at Pittsburgh	6.5
11/17/90	Penn State at Notre Dame	6.5
9/12/91	Houston at Miami	6.5

MOST VIEWED REGULAR SEASON COLLEGE FOOTBALL GAMES IN ESPN HISTORY

DATE	GAME	HOUSEHOLDS
9/12/09	USC at Ohio State	7,243,000
9/4/06	Florida State at Miami	6,329,828
9/7/09	Miami at Florida State	5,820,001
11/2/06	West Virginia at Louisville	4,915,915
9/6/08	Miami at Florida	4,886,206
10/8/94	Florida State at Miami	4,846,320

IT'S BEEN A WHILE

- Sophomore quarterback Jacory Harris entered the season snapping a streak of at least 16 years since a player from Miami-Dade County quarterbacked a University of Miami team. Hialeah High School's Ryan Collins started the last seven games of the 1993 season, but did not go into the season as the starter. Kary Baker was the last Miami-Dade County quarterback to enter the season as the starting quarterback. Baker, from Miami-Edison High School, was UM's starter in 1974 and also was Miami's first African-American quarterback.

MIAMI QUARTERBACKS SINCE 1974

2009	Jacory Harris	Miami
2008	Robert Marve	Tampa
2007	Kyle Wright	Danville, Calif.
2006	Kyle Wright	Danville, Calif.
2005	Kyle Wright	Danville, Calif.
2004	Brock Berlin	Shreveport, La.
2003	Brock Berlin	Shreveport, La.
2002	Ken Dorsey	Orinda, Calif.
2001	Ken Dorsey	Orinda, Calif.
2000	Ken Dorsey	Orinda, Calif.
1999	Ken Dorsey	Orinda, Calif.
1998	Scott Covington	Laguna Niguel, Calif.
1997	Ryan Clement	Denver, Colo.
1996	Ryan Clement	Denver, Colo.
1995	Ryan Clement	Denver, Colo.
1994	Frank Costa	Philadelphia, Pa.
1993	Frank Costa	Philadelphia, Pa.
	Ryan Collins	Pembroke Pines
1992	Gino Torretta	Pinole, Calif.
1991	Gino Torretta	Pinole, Calif.
1990	Craig Erickson	West Palm Beach
1989	Craig Erickson	West Palm Beach
1988	Steve Walsh	St. Paul, Minn.
1987	Steve Walsh	St. Paul, Minn.
1986	Vinny Testaverde	Elmont, N.Y.
1985	Vinny Testaverde	Elmont, N.Y.
1984	Bernie Kosar	Boardman, Ohio
1983	Bernie Kosar	Boardman, Ohio
1982	Mark Richt	Boca Raton
1981	Jim Kelly	East Brady, Pa.
1980	Jim Kelly	East Brady, Pa.
1979	Mike Rodrigue	Tallahassee
1978	Kenny McMillian	DeLand
1977	Kenny McMillian	DeLand
	E.J. Baker	Lakeland
1976	E.J. Baker	Lakeland
1975	E.J. Baker	Lakeland
1974	Kary Baker	Miami

2009 TEAM AWARDS

- The University of Miami football program held its annual awards banquet on Dec. 6 at the Gusman Concert Hall on UM's campus. Award winners were announced for the 2009 season. Here is a list of this year's award winners:

Scout Team Player of the Year – Offensive – Spencer Whipple
Scout Team Player of the Year – Defensive – Cory Nelms
Hard Hitter Award – Darryl Sharpton
Special Teams Player of Year – Matt Boshier
Strength Training Athlete of the Year – Allen Bailey
Nick Chickillo Most Improved Player – Sam Shields (D) and Matt Pipho (O)
Kichefski Hurricane Award - Commitment, Consistency, Work Ethic – A.J. Trump
Albert Bentley Most Valuable Walk-On Award – Chris Ivory
U Miami Sports Hall of Fame Unsung Hero Award – Tervaris Johnson
Mariutto Family Scholarship Award for Academic Excellence – Jake Byrne
Plumer Award for Leadership, Motivation and Spirit – Randy Phillips
Melching Leadership Award – Javarris James (O) and Joe Joseph (D)
Jack Harding (MVP) – Jason Fox (O) and Darryl Sharpton (D)
Community Service Man of the Year Award – Ryan Hill and Chavez Grant
Newcomer of the Year Award – Mike James
Training Room Comeback Player of the Year – Dedrick Epps (O) and Colin McCarthy (D)
Hurricane Media "Good Guy" Award – Jacory Harris (O) and Randy Phillips (D)



JACORY HAS RECORD GAME AGAINST FSU

- Sophomore quarterback Jacory Harris, making just his third career start, had one of the top passing performances in school history in Miami's season-opening 38-34 win at No. 18 Florida State.
- Harris etched his name into the Hurricanes' record books in tossing for the 10th-most passing yards in a single game in school history with 386 yards through the air against the 'Noles.
- It was the most passing yards ever by a Miami quarterback against FSU and was the most by a 'Cane since Ken Dorsey tossed for 422 yards against West Virginia in 2002.
- Harris, who earned ACC Offensive Back of the Week honors for his performance, finished the contest 21-of-34 with two passing touchdowns and a rushing touchdown.

BEST BEHAVIOR

- Through head coach Randy Shannon's first 37 games at the helm of the University of Miami football program, the statistics have shown a drastic change in the Hurricanes' discipline on the field. The last two seasons, the Hurricanes were close to even when it came to penalty differential. The last time the Hurricanes finished the season with fewer penalty yards than their opponents was 1994, when UM was penalized for 775 yards compared to 807 for its opponents.

PENALTY YARDAGE

YEAR	MIAMI	OPPONENTS	+/-
2009	683	521	+162
2008	605	537	+68
2007	622	611	+11
2006	805	507	+298
2005	841	626	+215
2004	736	584	+152
2003	1,027	766	+261
2002	1,055	517	+538
2001	944	687	+257
2000	887	609	+278
1999	783	544	+239
1998	822	670	+152
1997	820	661	+159
1996	675	384	+291
1995	739	722	+17
1994	775	807	-32

ITS ALL ABOUT THE BENJAMIN

- Sophomore wide receiver/return man Travis Benjamin has had the best two games of his career against arch-rival Florida State.
- Last year against the Seminoles in Miami, he collected an impressive 274 all-purpose yards - the most by a Hurricane since Edgerrin James had 310 all-purpose yards (299 rushing, 11 receiving) against UCLA in 1998. He finished the contest with 185 yards on kick returns, 71 yards receiving and 18 yards rushing.
- In the season-opener against FSU in Tallahassee, Benjamin didn't match his total yardage from 2008, but he did have the best receiving game of any Hurricane since 2006, catching four passes for 128 yards and a touchdown. His four catches went for gains of 39, 29, 20 and 40 yards.
- Benjamin ranked second on the team with 1,012 all-purpose yards last year and is fourth this year with 586 heading into the Champs Sports Bowl.
- He now has three career touchdowns against the Seminoles, scoring the first two touchdowns of his career last season (18-yard rushing TD, 51-yard receiving TD) before picking up his third this season (39-yard receiving TD).
- Last year, Benjamin was named a Rivals.com Freshman All-American after finishing the season with team-highs in punt return yardage (181), kick return yardage (496) and yards per reception (16.3).
- This season, he ranks second on the team in receiving yards (490) and ranks second in yards per catch (17.5).

TRAVIS BENJAMIN CAREER VS. FSU

YEAR	RUSH	REC.	KR/PR	ALL-PURPOSE	TDS
2009	5	128	-7	140	1
2008	18	71	185	-274	2

THE NORTHWESTERN SEVEN

- Last season's freshman class included seven players from Northwestern High School in Miami. Here is a look at how each fared their first two seasons at Miami:

QB JACORY HARRIS

- Played in 25 games (14 starts); Has 4,359 career passing yards and 35 touchdowns

LB SEAN SPENCE

- Named 2008 ACC Defensive Rookie of the Year; Has 101 career tackles and 18 tackles for a loss

WR ALDARIUS JOHNSON

- Led the 'Canes in catches (31) and receiving yards (332) in 2008; Has 276 yards receiving in nine games this year

DT MARCUS FORSTON

- Earned numerous Freshman All-America honors in 2008; Missed most of the 2009 season with an injury.

WR TOMMY STREETER

- Sat out the 2008 season with a wrist injury; Has four catches for 67 yards in 2009.

WR KENDAL THOMPKINS

- Redshirted in 2008; Scored his first career touchdown against Virginia on Nov. 7, 2009

OL BEN JONES

- Redshirted in 2008; Served as a back-up tackle in 2009, playing in three games.

QUICK STRIKE 'CANES

- The 'Canes have posted 19 scoring drives in two minutes or less this season.

Plays-Yards	TOP	Result	Opponent
1-11	0:05	Dedrick Epps 11-yd TD catch	OU
1-2	0:06	Tervaris Johnson 2-yd TD catch	WF
1-69	0:20	Travis Benjamin 69-yd TD catch	CU
2-51	0:25	Leonard Hankerson 35-yd TD catch	VA
5-64	0:39	Damien Berry 3-yd TD run	WF
3-24	0:42	Javarris James 5-yd TD run	USF
3-51	0:43	Javarris James 5-yd TD run	UCF
2-89	1:13	Damien Berry 35-yd TD run	FAMU
4-37	1:14	Jimmy Graham 7-yd TD catch	FAMU
4-20	1:28	Kendal Thompkins 15-yd TD catch	UVA
5-67	1:28	Aldarius Johnson 35-yd TD catch	WF
5-23	1:31	Matt Boshier 20-yd field goal	FAMU
9-82	1:32	Travis Benjamin 13-yd TD catch	WF
5-28	1:34	Matt Boshier 18-yd field goal	FSU
4-75	1:39	LaRon Byrd 40-yd TD catch	GT
5-46	1:43	Javarris James 1-yd TD run	VT
6-75	1:44	Mike James 5-yd TD run	FAMU
5-69	2:00	Jimmy Graham 14-yard TD catch	UNC
7-75	2:00	Javarris James 6-yd TD run	FSU

NATIONAL AWARDS SEMIFINALISTS

- Head coach Randy Shannon, sophomore cornerback Brandon Harris and sophomore quarterback Jacory Harris were all named semifinalists for prestigious national awards this season.
- Shannon was named a finalist for two top head coaching awards, while Brandon Harris was a semifinalist among defensive backs and Jacory Harris was a quarterback semifinalist.

PAUL "BEAR" BRYANT AWARD AND GEORGE MUNGER AWARD

Third Year Head Coach Randy Shannon

JIM THORPE AWARD

Sophomore Cornerback Brandon Harris

DAVEY O'BRIEN AWARD AND MANNING WATCH LIST

Sophomore Quarterback Jacory Harris



TWO SPORT STAR

- With five national championships and decades of success on the gridiron, football players at "The U" are usually the most recognizable athletes. However, one of the most recognizable names on the 2009 roster is former UM basketball player Jimmy Graham.
- Graham - who ranks among the UM basketball program's all-time Top 10 in career blocks - opted to join the football team in lieu of pursuing a professional basketball career after his basketball eligibility expired at the conclusion of the 2008-09 season.
- He has played in each of Miami's 12 games this season. His first three catches went for touchdowns, scoring in UM's first three home games this year (vs. Georgia Tech, vs. Oklahoma and vs. FAMU).
- He currently ranks second on the team with five receiving touchdowns, trailing only leading receiver Leonard Hankerson by one.
- Against Duke on Nov. 21, he had a career-day with five catches for 73 yards. On the year, Graham has 14 catches for 183 yards.
- At 6-8, he is the second-tallest player on UM's roster (reserve offensive lineman Ian Symonette stands at 6-9).
- He is one of four former college basketball players making the switch to the gridiron in 2009 - Arizona forward-turned-Houston tight end Fendi Onobu, Michigan point guard-turned-slot receiver Kelvin Grady and Duke point guard-turned Syracuse quarterback Greg Paulus.

SENIOR DAY AT LAND SHARK

- Eighteen seniors on the University of Miami football team were honored prior to the Duke game as the group was set to play their final home game as Hurricanes at Land Shark Stadium.
- Eight of the 18 seniors (Darryl Sharpton, Chavez Grant, Jason Fox, Sam Shields, Tervaris Johnson, Javarris James, Randy Phillips and Eric Moncur) have played in over 40 games in their careers, with Dedrick Epps potentially becoming the ninth if he plays in the Champs Sports Bowl.

SENIOR	MAJOR	CAREER GAMES PLAYED
Darryl Sharpton	Finance	51
Chavez Grant	Business Management & Organization	49
Jason Fox	Business Management & Organization	47
Sam Shields	Liberal Arts	48
Tervaris Johnson	Liberal Arts	47
Javarris James	Liberal Arts	45
Randy Phillips	Sport Administration	43
Eric Moncur	Liberal Arts	41
Dedrick Epps	Business Management & Organization	39
Matt Piphon	Biology	38
Matt Perrelli	Bus. Mgmt. & Organization and Marketing/Sport Administration	37
Joe Joseph	Sport Admin./MA in Liberal Studies	36
A.J. Trump	Business Management & Organization	32
Jake Byrne	Finance/MBA	25
Jimmy Graham	Bus. Mgmt. & Org. and Marketing/Master of Arts in Liberal Studies	12
Alex Uribe	Economics	6
Chris Hayes	Sport Administration	2
Kris Kimball	Business Management & Organization	1

MIAMI ON THE BIG STAGE

- The Hurricanes came right out of the gate in 2009 playing its first four games against a ranked opponent on national TV. Miami opened its season Labor Day night in Tallahassee with a 38-34 win over No. 18 Florida State, 10 days before beating No. 14 Georgia Tech, 33-17, on a ESPN Primetime Thursday contest.
- On Sept. 26, the 'Canes played at No. 11 Virginia Tech on ABC before picking up their third win over a ranked opponent on Oct. 3 with a 21-20 win over then-No. 8 Oklahoma in primetime on ABC.
- After playing UCF on CBS College Sports, the 'Canes played Clemson and Wake Forest on a ABC-ESPN (regional split) before playing its first game on Raycom against Virginia.
- On Nov. 14, the 'Canes returned to ABC/ESPN with a 3:30 p.m. game against UNC before playing its first game on ESPNU against Duke on Nov. 21.
- The 'Canes again were featured on an ABC/ESPN split in their regular season finale at USF.
- The Champs Sports Bowl will mark the 11th time this season the 'Canes played in the ABC/ESPN family of networks.

RANDY SHANNON NAMED TO BRYANT WATCH LIST

- Third-year head coach Randy Shannon was one of 20 head coaches in the FBS named to the watch list for the 2009 Paul "Bear" Bryant Award, given annually to the nation's top head coach.
- The Paul "Bear" Bryant Awards committee of the American Heart Association consists of current and past event chairmen, Bryant family representatives, national sportscasters and sportswriters association representatives, college football sports analysts and former collegiate players and coaches.

Robb Akey	University of Idaho
Mack Brown	University of Texas
Pete Carroll	University of Southern California
Kirk Ferentz	University of Iowa
Al Golden	Temple University
Mike Gundy	Oklahoma State University
Paul Johnson	Georgia Tech
Brian Kelly	University of Cincinnati
Chip Kelly	University of Oregon
Bronco Mendenhall	Brigham Young University
Urban Meyer	University of Florida
Les Miles	Louisiana State University
Joe Paterno	Penn State University
Gary Patterson	Texas Christian University
Chris Petersen	Boise State University
Nick Saban	University of Alabama
Randy Shannon	University of Miami
Bill Stewart	West Virginia University
Kevin Sumlin	University of Houston
Dave Wannstedt	University of Pittsburgh



JACORY ADDED TO MANNING WATCH LIST

- Jacory Harris was added to the watch list for the 2009 Manning Award on Oct. 22.
- The award was created by the Allstate Sugar Bowl in honor of the college football accomplishments of Archie, Peyton and Eli Manning. It is the only quarterback award that takes into consideration the candidates' bowl performances.
- Ten finalists will be determined by a selected panel of national media covering college football, as well as each of the Mannings. The winner will be announced on Thursday, Jan. 14.
- USC's Matt Leinart was the inaugural winner of the award in 2005, followed by Texas' Vince Young in 2006. Both went on to be top 10 NFL draft picks. In 2007, LSU's JaMarcus Russell earned the award and was the NFL's No. 1 draft pick. Boston College's Matt Ryan claimed the award in 2008 and was drafted No. 3, quickly becoming the starting quarterback for the Falcons. Last season's winner was Florida's Tim Tebow, who is making his bid to become the first two-time winner of the honor this year.

2009 MANNING AWARD WATCH LIST MIDSEASON ADDITIONS

Blaine Gabbert	Sophomore	Missouri
Jacory Harris	Sophomore	Miami
G.J. Kinne	Sophomore	Tulsa
Ryan Mallett	Sophomore	Arkansas
Greg McElroy	Junior	Alabama
Aaron Opelt	Senior	Toledo
Christian Ponder	Junior	Florida St.
Bill Stull	Senior	Pittsburgh
Tyrod Taylor	Junior	Virginia Tech
Chris Todd	Senior	Auburn

JACORY NAMED SEMIFINALIST FOR DAVEY O'BRIEN

- Sophomore quarterback Jacory Harris has been named a semifinalist for the Davey O'Brien National Quarterback Award® (The O'Brien).
- Narrowed down from all 120 Football Bowl Subdivision (FBS) quarterbacks, the list highlights 15 individuals who will vie for the oldest and most prestigious award honoring the nation's best college quarterback.
- The 2009 O'Brien Semifinalists represent schools from the following conferences: ACC (1), Big East (2), Big Ten (2), Big 12 (3), Conference USA (1), Ind. (1), Mid-American (1), Pac-10 (2), SEC (1) and the WAC (1).
- Through 11 games, Harris has completed 59.9 percent of his passes (226-377) and passed for 3,164 yards and 23 touchdowns.

2009 O'BRIEN SEMIFINALISTS

Matt Barkley	FR	USC	Pac-10
Daryll Clark	SR	Penn State	Big Ten
Jimmy Clausen	JR	Notre Dame	Independent
Jacory Harris	SO	Miami	ACC
Case Keenum	JR	Houston	Conference USA
Dan LeFevour	SR	Central Michigan	Mid-American
Jake Locker	JR	Washington	Pac-10
Colt McCoy	SR	Texas	Big 12
Kellen Moore	SO	Boise State	WAC
Tony Pike	SR	Cincinnati	Big East
Todd Reesing	SR	Kansas	Big 12
Zac Robinson	SR	Oklahoma State	Big 12
Ricky Stanzi	JR	Iowa	Big Ten
Bill Stull	SR	Pittsburgh	Big East
Tim Tebow	SR	Florida	SEC

RECAPPING THE SPRING GAME

- Damien Berry carried 14 times for 114 yards including a 54-yard TD run and Jacory Harris completed 9-of-16 passes for 141 yards as the UM offense shined in a 52-3 win over the defense at Lockhart Stadium on March 28 in the annual UM Spring game.
- Miami's offense racked up 406 total yards on 71 total plays while scoring 52 points in a scoring system put together by the coaching staff. The offense scored six points on a touchdown, three points on a field goal, one point on a PAT, one point for crossing the 50-yard line and one point for every first down.
- UM's defense was able to score six points for any defensive touchdown, two points for a fumble, two points for an INT and one point for a three-and-out. The defense scored its three points on an INT by safety Randy Phillips and one point for a three-and-out.

BRANDON HARRIS NAMED THORPE SEMIFINALIST

- Sophomore defensive back Brandon Harris was named one of 12 semifinalists for the Jim Thorpe Award, given annually to the nation's best college defensive back.
- The 2009 award marks the 24th presentation of the trophy, first won in 1986 by Baylor's Thomas Everett.
- Jim Thorpe Award winners are selected for performance on the field, athletic ability and character.

2009 THORPE SEMIFINALISTS

Javier Arenas	Sr.	Alabama
Eric Berry	Jr.	Tennessee
Barry Church	Sr.	Toledo
Perrish Cox	Sr.	Oklahoma State
Joe Haden	Jr.	Florida
Brandon Harris	So.	Miami
Taylor Mays	Sr.	USC
Tyler Sash	So.	Iowa
Darrell Stuckey	Sr.	Kansas
Earl Thomas	So.	Texas
Alterraun Verner	Sr.	UCLA
Kyle Wilson	Sr.	Boise State

2009 'CANES ON NATIONAL PRESEASON LISTS

Take a look at some of the University of Miami's preseason accolades coming into the 2009 season:

Sean Spence

- Butkus Award Watch List
- Rivals.com National No. 17 Linebacker
- Herbie Award (ESPN): No. 5 Best Outside Linebacker
- Phil Steele All-ACC Second Team Linebacker
- College Football News All-ACC Second Team Linebacker
- College Football News No. 27 Top ACC Player

Matt Boshier

- Groza Award Watch List
- Preseason All-ACC Selection
- Phil Steele All-ACC First Team Kicker
- Phil Steele All-ACC Third Team Punter
- College Football News All-ACC First Team Kicker
- College Football News Honorable Mention All-American Kicker

Jason Fox

- Preseason All-ACC Selection
- Rivals.com National
- No. 20 Offensive Tackle Phil Steele
- All-ACC First Team Offensive Tackle
- College Football News National No. 21 Offensive Tackle

Aldarius Johnson

- Phil Steele All-ACC First Team Wide Receiver
- College Football News All-ACC First Team Wide Receiver
- College Football News No. 28 Top ACC Player
- College Football News National No. 20 Wide Receiver

Graig Cooper

- Phil Steele All-ACC Fourth Team Running Back
- College Football News All-ACC Second Team Running Back
- College Football News No. 18 Top ACC Player

Travis Benjamin

- Phil Steele All-ACC First Team Punt Returner
- College Football News All-ACC First Team Punt Returner

Eric Moncur

- Phil Steele All-ACC Fourth Team Defensive End
- College Football News All-ACC Second Team Defensive End

Darryl Sharpton

- Butkus Award Watch List

Ryan Hill

- Phil Steele All-ACC Fourth Team Strong Safety

Colin McCarthy

- Phil Steele All-ACC Third Team Linebacker

Marcus Forston

- Phil Steele All-ACC Second Team Defensive Tackle

Jacory Harris

- Herbie Award (ESPN): No. 5 Top First-Year QB Starters

Orlando Franklin

- Phil Steele All-ACC Second Team Offensive Guard



LAST TIME IT HAPPENED

Kickoff Return For TD	By Hurricane: By Opponent:	Devin Hester at North Carolina State, 10/23/04, 100 yards, UM 45-31 C.J. Spiller, Clemson, 10/24/09, 90 yards, Clemson 40-37 (OT)
Punt Return For TD	By Hurricane: By Opponent:	Thearon Collier vs. Virginia, 11/07/09, 60 yards, UM 52-17 Ricky Hall, Virginia Tech, 11/13/99, 64 yards, VT 43-10
Blocked Punt Return For TD	By Hurricane: By Opponent:	Quadtrine Hill vs. North Carolina, 10/29/05, recovered in end zone, blocked by Quadtrine Hill, UM 34-16 Bill Schautz, Virginia, 11/07/09, 20 yard return, blocked by Trey Womack, UM 52-17
Interception Return For TD	By Hurricane: By Opponent:	Darryl Sharpton vs. Duke, 11/24/09, 73 yards, UM 34-16 Kendric Burney, North Carolina, 11/14/09, 77 yards, UNC 33-24
Fumble Return For TD	By Hurricane: By Opponent:	Marcus Robinson vs. Clemson, 9/20/08, 10/24/09, 53 yards, Clemson 40-37 OT Chris Cook, Virginia, 11/10/07, 44 yards, VA 48-0
Safety Recorded	By Hurricanes: By Opponent:	vs. Georgia Tech, 9/17/09, Bad snap, Chandler Anderson kicks ball out of end zone, UM 33-17 at Florida, 9/6/08, Matt Boshier punt blocked out of the endzone, UF 26-3
Shutout at Home	By Hurricanes: By Opponent:	vs. Florida International, 10/14/06, UM 35-0 vs. Virginia, 11/10/07, VA 48-0
Shutout On Road	By Hurricanes: By Opponent:	at Syracuse, 11/18/00, UM 26-0 at Florida State, 10/4/97, FSU 47-0
Blocked Punt	By Hurricane: By Opponent:	Richard Gordon vs. UCF, 10/11/08, UM 20-14 Trey Womack, Virginia, 11/08/09, UM 52-17
Blocked Field Goal	By Hurricane: By Opponent:	Thomas Carroll vs. Florida, 12/31/04, UM 27-10 Duane Brown, Virginia Tech, blocked 52-yard attempt, 11/4/06, VT 17-10
Missed Extra Point	By Hurricanes: By Opponent:	Francesco Zampogna at North Carolina, 10/6/07, NC 33-27 Dustin Hopkins, FSU, 9/7/09, UM 38-34
100-Yard Rushing-Game	By Hurricane: By Opponent:	Damien Berry vs. USF, 114 yards, 12 carries, 11/28/09, UM 31-10 Ryan Williams, Virginia Tech, 150 yards, 34 carries, 9/26/09, VT 31-7
200-Yard Rushing-Game	By Hurricane: By Opponent:	Willis McGahee vs. Virginia Tech, 205 yards, 39 carries, 12/7/02, UM 56-45 Tashard Choice, Georgia Tech, 204 yards, 37 carries, 10/13/07, GT 17-14
300-Yard Passing-Game	By Hurricane: By Opponent:	Jacory Harris vs. Duke, 348 yards, 11/21/09, 25 of 43, UM 34-16 Riley Skinner, Wake Forest, 10/31/09, 349 yards, 29 of 43, UM 28-27
400-Yard Passing-Game	By Hurricane: By Opponent:	Ken Dorsey at West Virginia, 10/26/02, 422 yards, 22 of 36, UM 40-23 Luke McCown, Louisiana Tech, 10/28/00, 418 yards, 42 of 72, UM 42-31
500-Yard Passing-Game	By Hurricane: By Opponent:	None Cade McNown, UCLA, 12/5/98, 513 yards, 26 of 35, UM 49-45
100-199 Yard Receiving-Game	By Hurricane: By Opponent:	Travis Benjamin at Florida State, 9/7/09, 128 yards, 4 receptions, UM 38-34 C.J. Spiller, Clemson, 10/24/09, 104 yards, 6 receptions, Clemson 40-37 OT
200+ Yard Receiving-Game	By Hurricane: By Opponent:	Wesley Carroll vs. California, 9/15/90, 208 yards, 11 receptions, UM 52-24 Gerard Phelan, Boston College, 11/23/84, 226 yards, 11 receptions, BC 47-45
60-69 Yard Punt	By Hurricane: By Opponent:	Matt Boshier at Florida, 9/6/08, 61 yards, UF 26-3 Durant Brooks, Georgia Tech, 10/28/06, 63 yards, GT 30-23
70+ Yard Punt	By Hurricane: By Opponent:	Matt Boshier at Duke, 10/18/08, 76 yards, UM 49-31 Ben Arndt, Georgia Tech, 11/19/05, 78 yards, GT 14-10
50+ Yard Field Goal	By Hurricane: By Opponent:	Matt Boshier vs. Clemson, 10/24/09, 51 yards, Clemson 40-37 OT Dustin Hopkins, Florida State, 9/7/09, 52 yards, FSU 38-34
Four Field Goals-Game	By Hurricane: By Opponent:	Jon Peattie vs. West Virginia, 10/2/03, (22, 32, 43, 30, 23), UM 22-20 Casey Barth, UNC, 11/14/09 (22, 42, 32, 33), NC 33-27,
Five Field Goals-Game	By Hurricane: By Opponent:	Jon Peattie vs. West Virginia, 10/2/03, (22, 32, 43, 30, 23), UM 22-20 Gary Cismesia, Florida State, 10/20/07 (23, 31, 33, 45, 45), UM 37-29
Three TDs-Game	By Hurricane: By Opponent:	Jacory Harris at Wake Forest 10/31/09, (35 pass, 2 pass, 13 pass), UM 28-27 Kyle Parker, Clemson, 10/24/09 (15 pass, 56 pass, 26 pass), Clemson 40-37 OT
Three Rushing TDs-Game	By Hurricane: By Opponent:	Tyrone Moss vs. North Carolina, 10/29/05 (1 run, 1 run, 4 run, 15 run), UM 34-16 Reggie Merriweather, Clemson, 11/6/04 (27, 1, 2), Clemson (24-17 (OT)
Four Rushing TDs-Game	By Hurricane: By Opponent:	Tyrone Moss vs. North Carolina, 10/29/05 (1 run, 1 run, 4 run, 15 run), UM 34-16 Antone Smith, Florida State, 2008, (19, 2, 5, 20), FSU 41-39
Three Passing TDs-Game	By Hurricane: By Opponent:	Jacory Harris at Wake Forest 10/31/09, (35 pass, 2 pass, 13 pass), UM 28-27 Kyle Parker, Clemson, 10/24/09 (15 pass, 56 pass, 26 pass), Clemson 40-37 OT
Four Passing TDs-Game	By Hurricane: By Opponent:	(5) Kyle Wright at Wake Forest, 11/12/05, (64, 11, 15, 76, 10), UM 47-17 (4) Jacory Harris at Duke, 10/18/08, (9, 6, 25, 10), UM 49-31 (5) Cade McNown, UCLA, 12/5/98, (77, 7, 14, 61, 59), UM 49-45 and (5) (5) Sam Bradford, Oklahoma, 9/8/07 (23, 24, 6, 30, 9), OU 51-13
Three Receiving TDs-Game	By Hurricane: By Opponent:	Santana Moss at Rutgers, 10/3/98, (12, 28, 71), UM 53-17 Malcolm Kelly, Oklahoma, 9/8/07 (23 pass, 24 pass, 30 pass), OU 51-13



MEDIA INFORMATION

TEAM HOTEL

Marriott World Center Resort
8701 World Center Drive
Orlando, FL 32821

UM SPORTS MEDIA RELATIONS STAFF CONTACTS (CELL PHONE NUMBERS)

Mark Pray – 305-301-8490
Kerwin Lonzo – 305-505-6454
Rob Dunning – 305-498-1464

CHAMPS SPORTS BOWL MEDIA CONTACTS

Greg Creese – 407-423-2476 ext. 117
Matt Repchak – 407-423-2476 ext. 145
Kassie Barry – 407-423-2476 ext. 105

MEDIA HOTEL

J.W. Marriott at Grande Lakes
4040 Central Florida Parkway
Orlando, FL 32837
407-206-2300

- Fri. Dec. 25** 2 p.m. - Check in at Hotel
3 p.m.-5 p.m. - Practice at Thunder Field at the Florida Citrus Bowl Stadium Complex
Coach Shannon and select players available after practice

- Sat. Dec. 26** 8:30 a.m.-9:30 a.m. - Practice at Thunder Field at the Florida Citrus Bowl Stadium Complex
Coach Shannon and four players available after practice
3-6 p.m. – Visit Parks (Disney/Universal)
7:30 p.m. – Best Buy Visit

- Sun. Dec. 27** 10 a.m.-Noon – Day for Kids Festival
Location: DisneyQuest
Entire team to participate

2:30 p.m.-3:30 p.m. - Practice at Thunder Field at the Florida Citrus Bowl Stadium Complex
Coach Shannon and four players available after practice

- Mon. Dec. 28** 11 a.m. – Champs Sports Bowl Head Coaches Press Conference
Location: Marriott World Center Resort, Salon 6

Noon – Champs Sports Bowl Kickoff Luncheon
Location: Marriott World Center Resort

3:30 p.m. – Walk-Through – No media availability

5 p.m. – Pep Rally
Location: Bowl-a-Palooza FanFest, Pointe Orlando

- Tues. Dec. 29** Champs Sports Bowl
Miami vs. Wisconsin – 8 p.m. (ESPN)
Florida Citrus Bowl

2009 HURRICANES RADIO NETWORK

Miami football games can be heard throughout the state of Florida on the Hurricane Sports Network, anchored by WQAM (560 AM). The games are also broadcast in Spanish on 1450 ESPN Deportes (1450 AM).

FLAGSHIP STATIONS


Miami/Fort Lauderdale	WQAM (560 AM)
Miami/Fort Lauderdale	ESPN Deportes (1450 AM)
University of Miami	WVUM (90.5 FM)

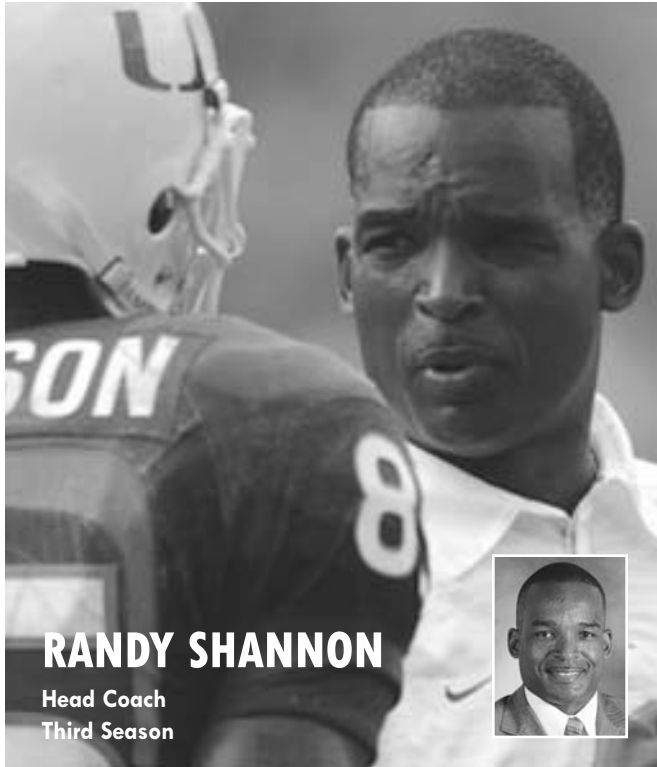
AFFILIATES

Miami/Ft. Lauderdale	WQAM (560)
Daytona	WPUL (1590)
Ft. Myers	WWCN (770)
Jupiter	ESPN (760)
Key West	WKWF (1600)
Live Oak	WLVO (106.1)
Marathon	WFFG (1300)
Melbourne	WIXC (1060)
Orlando	WAMT (1190)
Stuart	WSTU (1450)
Tampa	WMGG (1470)
Titusville	WIXC (1060)
West Palm Beach	ESPN (760)

RELEASES AVAILABLE VIA E-MAIL

Media members interested in receiving Miami football releases via e-mail should send requests to Football SID Kerwin Lonzo at klonzo@miami.edu.





RANDY SHANNON

Head Coach
Third Season

When you think of college football over the last quarter century, you think of the Miami Hurricanes. And when you think of the Miami Hurricanes, you think of Randy Shannon.

Shannon is in his third season at the helm of his alma mater's program leading the Hurricanes to a 9-3 overall mark with a 5-3 record in the Atlantic Coast Conference this season. Along the journey, Miami knocked off three teams ranked in the Top 25 in its first four games, had nine players earn All-ACC postseason honors and saw its offense put up the most yards (4,950) since its national title contending 2002 team.

This season, Shannon has guided his team to the program's best mark since the 2009 campaign as Miami is making its 35th overall bowl appearance. Four Hurricanes – Allen Bailey, Matt Boshier, Jason Fox and Brandon Harris – earned first team All-ACC honors this season.

Shannon is 21-16 in three seasons now at Miami, but most importantly Shannon's team has had success off the field. When the Hurricanes take the field in the Champ Sports Bowl, 13 of the 18 seniors on the roster will have received their degrees.

All of Shannon's teams have continued to uphold to UM's academic success off the field. His UM football teams have achieved NCAA Academic Progress Rates (APR) of 977, 969 and 966, which have all ranked in the top 10 nationally. The 977 APR in the 2009 report was the 7th-highest rate in the country out of 119 Bowl-Subdivision football programs. In his second season in 2008, he guided the Hurricanes to the program's 34th overall bowl appearance at the 2008 Emerald Bowl. Miami finished the 2008 season 7-6 and 4-4 in the ACC which was just one game out of first place in the league.

In 2008, Shannon's squad had a five-game winning streak, which was the longest of its kind since 2005. Freshman linebacker Sean Spence was named the ACC Defensive Rookie of the Year and kicker Matt Boshier was a semifinalist for the Lou Groza Award given to the nation's best kicker. UM's young talent also shined on the football team. Four freshmen - Sean Spence, Marcus Forston, Marcus Robinson, Travis Benjamin - earned freshman All-America honors. Miami also ranked No. 7 nationally in pass defense and 28th overall in total defense yielding 317.56 yards per game.

Shannon was named head football coach of the University of Miami on December 8, 2006. He was the team's defensive coordinator the previous six seasons. He coached top 10 defenses in five of those six seasons. A native of Miami, a former Hurricanes player and graduate of the university, Shannon played on or was a coach for three of the school's five national championship teams. He played for the Hurricanes from 1985 to 1988 and had been an assistant coach for 13 seasons before being named the 20th head coach in school history. Shannon coached Miami to a 31-3 win over Marshall in his head coaching debut on Sept 1, 2007. The Hurricanes went on to finish 5-7 and 2-6 in the ACC. Following his first season, he and his staff put together a 2008 signing class that ranked as the top class in the country by ESPN.com. In his six seasons as defensive coordinator, the Hurricanes had seven All-America players (and he tutored eight other All-Americans as a position coach). He coached 14 defensive players who were selected in the first round of the NFL draft in the last seven years. As a player, Shannon was a member of five teams that went to bowl games (including one as a redshirt freshman). He has coached in 11 bowl games. Shannon

attended Miami's Norland High School and earned All-State and honorable mention All-American recognition from Street & Smith's as a senior linebacker at Norland.

As a player at Miami, Shannon was a four-year letterman at linebacker and the starter on the 1987 national championship team. He received the Christopher Plumer Award for most inspirational player as a senior in 1988. Shannon concluded his career in 1988 when he ranked fourth on the team in tackles, sacks and tackles for loss while leading the team in passes broken up and forced fumbles. An 11th-round draft choice of the Dallas Cowboys in 1989, he became the first rookie to start at outside linebacker for Dallas since 1963. He was also a standout on special teams.

Shannon played for the Cowboys for two seasons before going into coaching. He was a graduate assistant in 1991 when the Hurricanes won their fourth national championship. In 1992, he became a full-time assistant coach working with the defensive line, and from 1993-97 he coached the team's linebackers. He was a defensive assistant with the Miami Dolphins in 1998 and 1999 before assuming the role of linebackers coach in 2000. He returned to his alma mater in 2001 as defensive coordinator. That year, the Miami Hurricanes won their fifth national championship and Shannon became the first UM coach to be named the winner of the Frank Broyles Award, presented annually to the nation's top assistant coach.

Shannon has produced defenses that rank among the best in the history of the program. Despite a 7-6 record in 2006, the defense ranked seventh in the country in total defense (allowing only 255.5 yards per game), fourth in rushing defense (a team-record 67.9 yards a game) and 13th in scoring defense (15.5).

In 2005, Shannon's aggressive 4-3 scheme led the nation most of the season in nearly every category and finished No. 1 in pass defense (152.17 ypg) and pass efficiency (89.48 rating), fourth in total defense (270.08 ypg) and scoring defense (14.25 points), and 23rd in run defense (117.92). He was named Defensive Coordinator of the Year by Rivals.com.

In 2004, Shannon's defense ranked ninth in the country in pass defense despite having three new starters in the secondary. The UM defenses in 2002 and 2003 led the nation in fewest passing yards allowed, and the 2003 unit was fourth nationally in pass efficiency defense (96.16 rating), while finishing second in the nation in total defense (257.5 ypg). The 2003 Hurricanes also ranked among the national leaders in scoring defense (fourth, 15.1 ppg).

His 2002 unit led the nation in passing yards allowed (119.7 ypg) and in pass efficiency defense (83.91 rating), while finishing seventh in the nation in total defense (285.0 ypg), all of which was accomplished with an entirely new starting unit in the defensive secondary.

In 2001, Miami led the nation in turnover margin by forcing a school-record 27 interceptions and 45 turnovers. Miami defenders allowed a national-best 9.4 points per game, led the nation in pass efficiency defense (75.60 rating), ranked second in pass defense (138.2 ypg) and was sixth in total defense (270.9 ypg). The 2001 Hurricanes allowed just 12 touchdowns (seven rushing, five passing) and scored seven touchdowns of their own. Shannon's defenses have been ranked in the top 10 in turnover margin twice and led the nation in 2001.

It's no wonder Shannon has been successful as a coach. As a linebacker during the late 1980s, he was a film room guru, studying hours and hours of tape to learn the offensive tendencies of the opponents he faced each Saturday on the football field. His commitment to being a student of the game often paid huge dividends, such as on Sept. 5, 1987, in the Orange Bowl, when he returned an interception 41 yards for a touchdown in the Hurricanes' 31-4 romp over the Florida Gators. But his studious approach to game preparation wasn't limited solely to the gridiron. Shannon was a true student-athlete, graduating with a degree in liberal arts. "It was about more than just the X's and O's," Shannon said. "I wanted to grow intellectually, and I knew that academics were a key to success."

Many of Shannon's players have gone on to star in the NFL. But it is not the superstar success his players have achieved as professional athletes of which Shannon is most proud. "I'm excited for them because they've earned their college degrees," he says. "Football is your life when you're playing, but when it's over and you sit down and realize that there are no more cheers from the crowds, you realize how special academics really are."

Shannon is known for his quiet yet strong demeanor. He works with great intensity and dedication. His pride in his alma mater is always paramount. "Once you're a part of the University of Miami, you'll always bleed orange and green. You never forget those experiences as a player or coach, because they'll always be a part of your life," Shannon says.

Shannon brims with confidence that is supported by a lifetime of success. "We're going to do a lot of great things here for the community, for the school, and for the football program," he says. "We're going to have accountability, discipline, and a lot of emotion to do the right things. Being at Miami, the expectations are always high. Players come to Miami because they know they will always have an opportunity to win the national championship. If you settle for less, you're going to become less. We're going to have a lot of fun. And we're going to win."



NATIONAL CHAMPIONS 1983 1987 1989 1991 2001

Personal Information

Full Name: Randy Lannard Shannon
 Age: 43
 Birthdate: February 24, 1966
 Hometown: Miami, Fla.

Education

1989 B.S. in Liberal Arts,
 University of Miami
 1984 Norland High School, Miami, Fla.

Playing Experience

1984-88 Four-year letterman at linebacker
 University of Miami

Honors as a Player

- Four-year letterman at linebacker at the University of Miami
- Starting linebacker on Miami's 1987 national championship team
- Winner of the Christopher Plumer Award for most inspirational player as a senior in 1988
- Started at strongside linebacker his final two seasons at UM
- An 11th-round draft choice of the Dallas Cowboys in 1989, became the first rookie to start at outside linebacker for Dallas since 1963

Coaching Career

2007-present Head Coach, University of Miami
 2001-06 Defensive Coordinator, University of Miami
 2000 Miami Dolphins (linebackers)
 1998-99 Miami Dolphins (defensive assistant)
 1993-97 University of Miami (linebackers)
 1992 University of Miami (defensive line)
 1991 University of Miami (graduate assistant)

Honors as a Coach

2001 Frank Broyles Award
 (Assistant Coach of the Year)
 2005 Rivals.com Defensive Coordinator of the Year

Bowl Games as a Coach (13)

2009 Champs Sports Bowl
 2008 Emerald Bowl
 2006 MPC Computers Bowl
 2005 Peach Bowl
 2004 Peach Bowl
 2004 Orange Bowl
 2003 Fiesta Bowl
 2002 Rose Bowl
 1996 Carquest Bowl
 1995 Orange Bowl
 1994 Fiesta Bowl
 1993 Sugar Bowl
 1992 Orange Bowl

Coaching Accomplishments

- In 2009, awarded the Orange Bowl Keith Tribble Trailblazer Award
- In 2006, ranked fourth in the nation in rushing defense (67.85 ypg, a school record), seventh in total defense (255.5 ypg) and 13th in scoring defense (15.46)
- In 2005, led the nation in pass defense (152.17 ypg) and pass efficiency (89.48 rating) and finished fourth in total defense (270.08 ypg) and scoring defense (14.25 points)
- 2003 defense was fourth nationally in pass efficiency defense (96.16) rating), second in total defense (257.5 ypg) and fourth in scoring defense (15.1 ppg)
- Led the nation's No. 1-ranked defense in pass defense and pass efficiency defense during the 2002 season
- Led the nation's No. 1-ranked defense in turnover margin, scoring defense and pass efficiency defense during Miami's 2001 national championship season
- 2001 defense set a school record for takeaways (45) and interceptions (27)
- Developed the linebacker corps of one of the NFL's top defenses with the 2000 Miami Dolphins
- Sixteen seasons as a collegiate coach, along with three years in the NFL
- Has coached 15 first-team All-Americans and 17 players who were selected in the first round of the NFL draft

Prominent Players Coached

Miami Hurricanes Jessie Armstead, Micheal Barrow, Jon Beason, Phillip Buchanon, Jamaal Green, Devin Hester, Kelly Jennings, William Joseph, Darren Krein, Ray Lewis, Jerome McDougle, Rocky McIntosh, Rusty Medearis, Brandon Meriweather, Dan Morgan, Edward Reed, Antrel Rolle, Mike Rumph, Warren Sapp, Darrin Smith, Sean Taylor, Jonathan Vilma, Nate Webster, Vince Wilfork, D.J. Williams
 Miami Dolphins Zach Thomas

Prominent Head Coaches Coached With

Larry Coker, Butch Davis, Dennis Erickson, Chan Gailey, Jimmy Johnson, Sonny Lubick, Ed Orgeron, Tommy Tuberville, Dave Wannstedt

Prominent Assistant Coaches Worked With

Bob Bratkowski (Cincinnati Bengals offensive coordinator), Ron Meeks (Carolina Panthers defensive coordinator)



MARK WHIPPLE

Assistant Head Coach
Offensive Coordinator/Quarterbacks



Personal Information

Full Name: Mark John Whipple
 Birthdate: April 1, 1957
 Hometown: Tarrytown, N.Y.
 Education: B.S. in political science, Brown University (1979)
 Wife: Brenda
 Children: Sons, Spencer and Austin

Whipple's Coaching Career

2008 Philadelphia Eagles (offensive assistant)
 2004-2006 Pittsburgh Steelers (quarterbacks coach)
 1998-2003 Massachusetts (head coach)
 1994-97 Brown (head coach)
 1988-93 New Haven (head coach)
 1986-87 New Hampshire (offensive coordinator)
 1984 Arizona Wranglers (USFL)
 (offensive quality control)
 1983 Brown (wide receivers)
 1981-82 Union College (offensive coordinator)
 1980 St. Lawrence (assistant coach)

Bowl Games as a Coach (1)

2009 Champs Sports Bowl

Honors as a Player

- Brown Athletic Hall of Fame Inductee in 1996

Coaching Accomplishments

- Coached UMass to the 1998 national championship
- 1998 National Coach of the Year
- 2003 Atlantic 10 Coach of the Year
- Helped Pittsburgh to Super Bowl win in 2004

Prominent Players Coached

- Ben Roethlisberger - Pittsburgh Steelers
- Donovan McNabb - Philadelphia Eagles

JOHN LOVETT

Defensive Coordinator/Linebackers



Personal Information

Full name: John Lovett
 Birthdate: December 1, 1950
 Hometown: Nyack, N.Y.
 Education: B.A. education, C.W. Post College (1973)
 Master's, Denver (1975)
 Wife: Carol

Lovett's Coaching Career

2007-2008 North Carolina
 (assistant coach/special teams coordinator/
 defensive assistant)
 2005-06 Bowling Green (assistant coach/defensive
 coordinator/linebackers/defensive backs)
 2002-04 Clemson (assistant coach/defensive coordinator)
 1999-2001 Auburn (assistant coach/defensive coordinator)
 1995-98 Mississippi (assistant coach/secondary)
 1994 Maine (assistant coach/defensive coordinator)
 1993 UNLV (assistant coach/secondary)
 1989-92 Cincinnati (assistant coach/defensive coordinator)
 1985-88 Maine (assistant coach/defensive coordinator)
 1984 New York Jets (defensive quality control coach)
 1983 Brown (assistant coach)
 1978-82 Union College, N.Y. (assistant coach)
 1976-77 St. Joseph's Regional High School, N.J.

Bowl Games as a Coach (8)

2009 Champs Sports Bowl
 2008 Meineke Car Care Bowl
 2004 Peach Bowl
 2002 Tangerine Bowl
 2001 Peach Bowl
 2000 Citrus Bowl
 1998 Independence Bowl
 1997 Motor City Bowl

Prominent Players Coached

Derrick Burgess (Ole Miss) – Oakland Raiders
 Kenyatta Lucas (Ole Miss) – Carolina Panthers
 Carlos Rogers (Auburn) – Washington Redskins
 Roderick Hood (Auburn) – Cleveland Browns
 Tye Hill (Clemson) – Tye Hill (St. Louis Rams)
 Justin Miller (Clemson) – Oakland Raiders
 Leroy Hill (Clemson) – Seattle Seahawks
 Marcus Washington (Auburn)



JOE PANNUNZIO

Tight Ends/Special Teams Coordinator



Personal Information

Full Name: Joseph Thomas Pannunzio
 Birthdate: July 4, 1959
 Hometown: Pueblo, Colo.
 Education: B.S. physical education,
 Southern Colorado University (1982)
 Wife: Rita
 Children: Daughters Angela and Nico and son Mario

Pannunzio's Coaching Career

2006-present University of Miami (tight ends/special teams coordinator)
 2000-05 Murray State (head coach)
 1999 Auburn (tight ends/special teams)
 1995-98 Mississippi (tight ends/special teams)
 1992-94 Minnesota (tight ends/special teams)
 1991 TCU (tight ends/special teams)
 1987-1990 Mesa College (offensive coordinator)
 1985-86 Kansas (tight ends)
 1982-84 Mesa College (quarterbacks, receivers)
 1981 Southern Colorado (receivers)

Bowl Games as a Coach (4)

2009 Champs Sports Bowl
 2008 Emerald Bowl
 2006 MPC Computers Bowl
 1997 Motor City Bowl

Coaching Accomplishments

- Guided punter/placekicker Matt Boshers to first team All-ACC honors as a kicker and second team honors as a punter in 2009. Helped placekicker Matt Boshers become a semifinalist for the Lou Groza Award given to the nation's top kicker in 2008 as well as earn All-ACC honors as a punter and kicker
- Guided punt/kick returner Travis Benjamin to Freshman All-America honors in 2008
- One of four coaches to win Ohio Valley Conference championships at Murray State, joining Mike Gottfried, Frank Beamer and Houston Nutt
- Considered one of the top special teams coaches in college football
- Instrumental in the development of Kelly Blackwell, who set the tight end receiving record at TCU
- Coached in two NAIA national championship games at Mesa College

Honors as a Player

- Four-year letterman as a quarterback at Southern Colorado
- Led his team to a No. 9 ranking in NAIA Division I

Prominent Players Coached

- Greg Olsen (Miami) – Chicago Bears
- Marcus White (Murray State) – Tennessee Titans
- Laroni Gallishaw (Murray State) – Minnesota Vikings
- Lorenzo Diamond (Auburn) – Arizona Cardinals, Miami Dolphins
- Kris Mangum (Mississippi) – Carolina Panthers
- Rufus French (Mississippi) – Green Bay Packers
- Tutan Reyes (Mississippi) – New Orleans Saints, Carolina Panthers
- Kelly Blackwell (Texas Christian) – Dallas Cowboys, Chicago Bears
- Tony Martin (Mesa College) – Miami Dolphins, San Diego Chargers

CLINT HURTT

Defensive Line Coach/
 Recruiting Coordinator



Personal Information

Full Name: Clinton Thomas Hurtt
 Birthdate: November 7, 1978
 Hometown: Rochester, N.Y.
 Education: Bachelor of liberal arts (criminology),
 University of Miami (2001)
 Wife: Tanisha
 Children: Daughter Taylor Destinee

Hurtt's Coaching Career

2007-present University of Miami (defensive line/recruiting coordinator)
 2006 University of Miami (assistant defensive line)
 2005 Florida International University (defensive line)
 2003-04 University of Miami (graduate assistant)
 2001-02 University of Miami (volunteer strength and conditioning coach)

Bowl Games as a Coach (7)

2009 Champs Sports Bowl
 2008 Emerald Bowl
 2004 Peach Bowl
 2003 Fiesta Bowl
 2006 MPC Computers Bowl
 2004 Orange Bowl
 2002 Rose Bowl

Bowl Games as a Player (3)

2001 Sugar Bowl
 1998 MicronPC Bowl
 2000 Gator Bowl

Coaching Accomplishments

- Coached freshmen Marcus Forston and Marcus Robinson to Freshman All-America honors in 2008
- Coached Miami's defensive tackles in 2006, as the team's run defense set a school record, allowing only 67.9 yards rushing per game
- At FIU in 2005, coached Lombardi Award Watch List candidate Antwan Barnes who was named to the All-Sun Belt Conference first team
- Spent the 2003 and 2004 seasons at Miami as a graduate assistant coach, working with the defensive linemen
- Because of a 2001 injury, finished his senior season as a volunteer coach at Miami

Honors as a Player

- Three-year letterman at Miami
- Played in 24 games as a defensive lineman from 1997 to 2000

Prominent Players Coached

- Baraka Atkins (Miami) - Seattle Seahawks
- Antwan Barnes (FIU) - Baltimore Ravens
- Kareem Brown (Miami) - New York Jets
- Calais Campbell (Miami) - Arizona Cardinals
- Antonio Dixon (Miami) - Washington Redskins
- Orien Harris (Miami) - New Orleans Saints
- Damione Lewis (Miami) - Carolina Panthers
- Santonio Thomas (Miami) - New England Patriots
- Vince Wilfork (Miami) - New England Patriots



MICHEAL BARROW

Defensive Assistant



Personal Information:

Full Name: Micheal Christian Barrow
 Birthdate: April 19, 1970
 Hometown: Homestead, Fla.
 Education: B.S. accounting, University of Miami (1992)
 Wife: Shelley
 Children: Daughter Mikenzi; sons Kaleb and John Micheal

Barrow's Coaching Career

2007-present University of Miami (linebackers)
 2006 Homestead (Fla.) High School (defensive coordinator)

Bowl Games as a Coach (2)

2009 Champs Sports Bowl
 2008 Emerald Bowl

Coaching Accomplishments

- Helped linebacker Sean Spence to ACC Defensive Rookie of the Year honors as well as Freshman All-America honors

Bowl Games as a Player (5)

1989 Orange Bowl
 1990 Sugar Bowl
 1991 Cotton Bowl
 1992 Orange Bowl
 1993 Sugar Bowl

Barrow's NFL Career

2005 Dallas Cowboys
 2004 Washington Redskins
 2000-03 New York Giants
 1997-99 Carolina Panthers
 1993-96 Houston Oilers

Honors as a Player

- Starting linebacker on national championship teams at Miami in 1989 and 1991
- All-America as a senior in 1992
- Seventh in voting for the Heisman Trophy in 1992
- Second-round draft choice of the Houston Oilers in 1993
- Played 13 years in the NFL for the Houston Oilers, Carolina Panthers, New York Giants, Washington Redskins and Dallas Cowboys

AUBREY HILL

Wide Receiver Coach



Personal Information

Full name: Aubrey Hill
 Birthdate: February 18, 1972
 Hometown: Miami, Fla.
 Education: B.A. exercise and sport sciences, University of Florida (1996)
 Master's, leisure and sports management (1999)
 Wife: Shanae
 Daughter: Destini

Hill's Coaching Career

2008-present University of Miami (wide receivers)
 2005-07 University of Pittsburgh (wide receivers)
 2004 Elon University (wide receivers)
 1999-2003 Duke University (wide receivers)
 1996-98 University of Florida (graduate assistant)

Bowl Games as a Coach (5)

2009 Champs Sports Bowl
 2008 Emerald Bowl
 1998 Orange Bowl
 1997 Citrus Bowl
 1996 Sugar Bowl

Bowl Games as a Player (4)

1994 Sugar Bowl
 1993 Sugar Bowl
 1992 GatorBowl
 1991 Sugar Bowl

Coaching Accomplishments

- Instrumental in the development of Greg Lee, a first team All-Big East performer in 2005, Derek Kinder, a first-team All-Big East selection in 2006, and Oderick Turner, a freshman All-American in 2006.

Honors as a Player

- Four-year letterman at Florida
- Helped Florida to a 43-10-1 (.806) record in four years and three SEC titles
- Third best TD ratio in Gators history, catching a touchdown every 4.78 catches and finished with 86 career receptions and 18 touchdowns





WESLEY McGRIFF

Defensive Backs Coach

Personal Information

Full Name: Wesley Keith McGriff
 Birthdate: January 23, 1968
 Hometown: Tifton, Ga.
 Education: B.S. criminal justice, Savannah State (1990)
 Master's degree public administration,
 Georgia Southern (1993)
 Wife: Karen
 Children: Son Jaylen

McGriff's Coaching Career

2007-present University of Miami (defensive backs)
 2007 Kansas State (defensive backs)
 2003-2006 Baylor (cornerbacks/recruiting coordinator)
 2002 Kentucky (cornerbacks)
 2001 Kentucky (running backs)
 2000 Eastern Kentucky (secondary)
 1995-1999 Kentucky State (asst. head coach, defensive coordinator, secondary)
 1993-1994 Savannah State (defensive coordinator)
 1991-1992 Savannah State (secondary)
 1990 Savannah State (graduate assistant)

Bowl Games as a Coach (3)

2009 Champs Sports Bowl
 2008 Emerald Bowl
 1997 Pioneer Bowl

Coaching Accomplishments

- 1998 American Football Coaches Association Division II Assistant Coach of the Year
- His 1997 pass defense at Eastern Kentucky led Division II, and in 1995 the school led the nation in total defense
- Served a training camp internship with the New England Patriots in 2001
- Helped cornerback Brandon Harris to first team All-ACC, second team SI.com All-America, third team AP All-America and fourth team Phil Steele All-America honors in 2009

Honors as a Player

- Starter at outside linebacker for three seasons at Savannah State
- Named Conference's Male Academic Athlete of the Year in 1989

Prominent Players Coached

- Kenny Phillips (Miami) - New York Giants
- Artose Pinner (Kentucky) - Detroit Lions
- Cletius Hunt (Kentucky State) - Green Bay Packers
- Devin Wyann (Kentucky State) - New England Patriots
- Michael Mason (Kentucky State) - San Francisco 49ers
- Jason Smith (Baylor) - St. Louis Rams



TOMMIE ROBINSON

Running Backs Coach

Personal Information

Full Name: Tommie Lee Robinson
 Birthdate: April 4, 1963
 Hometown: Phenix City, Ala.
 Education: B.S. criminal justice, Troy State (1985)
 Wife: Lartonyar
 Children: Sons Dantrell and Trey, and daughter Tawanda

Robinson's Coaching Career

2007-present University of Miami (running backs)
 2006 Memphis (running backs)
 2002-05 Georgia Tech (wide receivers, tight ends)
 2001 Oklahoma State (running backs)
 1998-2000 Dallas Cowboys (offensive assistant)
 1998 UNLV (running backs)
 1994-97 TCU (wide receivers)
 1992-93 Utah State (running backs)
 1991 Arkansas (graduate assistant)
 1991 (Jan.-June) Troy State (assistant coach)
 1987-90 Central High School (Phenix City, Ala.)
 1986-87 Woodham High School (Pensacola, Fla.)

Bowl Games as a Coach (8)

2009 Champs Sports Bowl
 2008 Emerald Bowl
 2004 Humanitarian Bowl
 1994 Independence Bowl
 1991 Independence Bowl
 2004 Champs Sports Bowl
 2002 Silicon Valley Classic
 1993 Las Vegas Bowl

Bowl Games as a Player (1)

1984 Palm Bowl (Division I-AA Championship Game)

Coaching Accomplishments

- Coached under Chan Gailey at both George Tech and with the Dallas Cowboys
- Served NFL coaching internships with the New Orleans Saints, St. Louis Rams, Dallas Cowboys and Miami Dolphins
- Completed NCAA Expert Coaching Academy and NCAA Men's Coaching Academy

Honors as a Player

- Three-year starter at strong safety at Troy State
- Served as team captain as a senior
- Helped lead his team to the 1984 Division II national championship

Prominent Players Coached

- John Paul Foschi (Georgia Tech) – Oakland Raiders
- Jonathan Smith (Georgia Tech) – Buffalo Bills
- Kerry Watkins (Georgia Tech) – Detroit Lions
- Darius Williams (Georgia Tech) – Detroit Lions
- Tatum Bell (Oklahoma State) – Denver Broncos, Detroit Lions
- Michael Irvin – Dallas Cowboys
- Emmitt Smith – Dallas Cowboys
- LaDainian Tomlinson (TCU) – San Diego Chargers
- Jason Tucker (TCU) – Cincinnati Bengals, Dallas Cowboys
- Jimmy Oliver (TCU) – San Diego Chargers



JEFF STOUTLAND

Offensive Line Coach



Personal Information

Full Name: Jeffery Peter Stoutland
 Birthdate: February 10, 1962
 Hometown: Staten Island, N.Y.
 Education: B.S. physical education,
 Southern Connecticut State (1984)
 Master's in exercise physiology,
 Southern Connecticut State (1986)
 Wife: Allison
 Children: Son Jake and daughter Madison

Stoutland's Coaching Career

2007-present University of Miami (offensive line)
 2000-06 Michigan State (offensive line)
 1997-99 Syracuse (offensive line/recruiting coordinator)
 1993-96 Cornell (offensive line)
 1988-92 Southern Connecticut State (offensive coordinator)
 1986-87 Syracuse (graduate assistant)
 1984-85 Southern Connecticut State (inside linebackers)

Coaching Accomplishments

- Helped offensive tackle Jason Fox to first team All-ACC honors in 2009

Bowl Games as a Coach (8)

2009 Champs Sports Bowl	
2008 Emerald Bowl	2003 Alamo Bowl
2001 Silicon Valley Football Classic	
1999 Music City Bowl	1999 Orange Bowl
1997 Fiesta Bowl	1988 Sugar Bowl

Honors as a Player

- Four-year letterman and three-year starter at linebacker under Kevin Gilbride at Southern Connecticut State
- Earned All-America honors and was team captain as a senior
- Coaching Accomplishments
- Developed six All-Big Ten selections in seven years at Michigan State
- Was the recruiting coordinator at Syracuse for three years
- Served as offensive coordinator at his alma mater, Southern Connecticut State, for five seasons

Prominent Players Coached

- Ulish Booker (Michigan State) - Pittsburgh Steelers
- Kyle Cook (Michigan State) - Minnesota Vikings
- Chris Morris (Michigan State) - Oakland Raiders
- Tupe Peko (Michigan State) - Indianapolis Colts
- Steve Stewart (Michigan State) - Atlanta Falcons
- Joe Tate (Michigan State) - Jacksonville Jaguars
- William Whitticker (Michigan State) - Green Bay Packers
- Mark Baniewicz (Syracuse) - Jacksonville Jaguars
- Roland Williams (Syracuse) - Oakland Raiders
- Kaseem Sinceno (Syracuse) - Philadelphia Eagles, Chicago Bears
- Greg Bloedorn (Cornell) - Seattle Seahawks

Graduate Assistants

BOOMER PHILBRICK



Personal Information

Full Name: Boomer Philbrick
 Birthdate: January 21, 1984
 Hometown: Miami Lakes, Fla.
 Education: B.A. business management and sports administration, Arizona State (2004)

Philbrick's Coaching Career

2009-present University of Miami (Graduate Assistant)
 2008 Marshall University (Quality Control Graduate Assistant)
 2007 University of Miami (Quality Control)

Honors as a Player

- Quarterback on high school state championship team
- Played semi-pro baseball for the Jasper Reds

MARK REESE



Personal Information

Full Name: Mark Anthony Reese
 Birthdate: February 7, 1974
 Hometown: Dos Palos, Calif.
 Education: B.S. Criminal Justice, San Diego State (1997)

Reese's Coaching Career

2009 University of Miami (Graduate Assistant)
 2005-08 University of Miami (Quality Control)
 2004 Southwestern Junior College
 2001-2003 San Diego High School (Offensive Coordinator)
 1999-2000 Chowchilla High School
 1998 Los Banos High School
 1997 Santana High School

Honors as a Player

- Wide Receiver from 1992-1993 at San Diego State
- Lettered in football, basketball and baseball at Dos Palos High School




ANDREU SWASEY
Head Strength and Conditioning Coach

Personal Information

Full name: Jeffery Andreu Swasey
 Birthdate: June 15, 1971
 Hometown: Miami, Fla.
 Education: B.A. in sociology, Baylor University, Waco, Texas (1995)
 Wife: Monica
 Children: Sons Andrew and Javon; daughters Ashlinn, Jaela

Coaching Experience

2001-present University of Miami (head strength and conditioning coach)
 2000 University of Miami (co-head strength and conditioning coach)
 1999 University of Houston (defensive backs)
 1997-98 University of Miami (assistant strength and conditioning coach)
 1995-97 Copperas Cove (Texas) High School (defensive backs)

Bowl Games as a Coach (9)


2009 Champs Sports Bowl
 2008 Emerald Bowl
 2005 Peach Bowl
 2004 Orange Bowl
 2002 Rose Bowl
 1998 MicronPC Bowl
 2006 MPC Computers Bowl
 2004 Peach Bowl
 2003 Fiesta Bowl
 2001 Sugar Bowl

Bowl Games as a Player (1)

1992 Sun Bowl

Honors as a Player

- Started his senior season at cornerback at Baylor (1993)
- Two-year football letterman at Baylor from 1992-93



VICTOR ISHMAEL
Strength and Conditioning Assistant

Victor Ishmael is in his ninth season at Miami as an assistant in the strength and conditioning department. He works primarily with the football program, and also with women's rowing and women's golf.

He has spent more than 17 years working in the strength and conditioning field, and was the assistant director of strength and conditioning at North Carolina from 1998-2001. He also spent time at South Carolina and Georgia. Ishmael received a B.A. in English from South Carolina State in 1987, where he was a four-year letterman as an offensive lineman. Ishmael and his wife, Renee, have four children: sons Victor Jr. and Jabari, and daughters Marisa and Aiyana.



COREY BELL
Director of Football Operations

Personal Information


Full Name: Corey Fredrick Bell
 Birthdate: January 18, 1972
 Hometown: Miami, Florida
 Education: B.S. criminal justice, University of South Carolina (1995)
 M.S. in social studies education, Nova Southeastern University (2000)
 Wife: Tamika
 Children: Daughters Dajjah (10) and Dahniah (5)

Bell's Career

2007-present University of Miami (director of football operations)
 1997-2006 Miami Edison High School (head football coach)
 1996-1997 Miami Edison High School (defensive backs coach)

Bowl Games as a Player

1995 Carquest Bowl



TIM HARRIS, SR.
Assistant to the Head Coach

Tim Harris Sr. is in his second year as assistant to the head coach, coordinating the football team's community relations projects as well as assisting in other day-to-day operations of the football program.

Harris has more than 21 years of coaching experience at the high school level and came to Miami after serving as the head coach at Booker T. Washington from 2003-07, posting a 57-7 record. He guided the Tornados to the 2007 Class 4A state championship and a No. 8 national ranking. Harris was named the 2007 USA Today National Coach of the Year as well as the 2007 Miami Herald Coach of the Year and 2007 South Florida Touchdown Club Coach of the Year. He also earned 2003, 2004 and 2006 Florida Dairy Farm Coach of the Year honors.

Harris worked at Miami High School from 1986-96 where he coached wide receivers and served as the offensive coordinator. He served as assistant head coach and offensive coordinator at Northwestern High School from 1997-98 and 2001-02. He was the offensive coordinator and assistant head coach at Miami Central High School from 1999-2000.

A native of Miami, Harris played three years as a defensive back at Carthage College in Kenosha, Wis. He and his wife, Chonita, have two sons, Brandon and Tim, Jr. Tim, Jr was an All-American and ACC champion for UM's men's track and field team, while Brandon is a cornerback on the football team.



CINDY ABRAHAM-GARCIA

Director of Football Relations




Cindy Abraham-Garcia is in her third year as director of football relations. She is a 10-year member of the athletics department and has worked for 12 years at the University of Miami. Abraham-Garcia is responsible for all matters pertaining to prospective student-athletes under the direction of recruiting coordinator Clint Hurtt and assists with high school compliance issues. She also handles summer employment for student-athletes.

Abraham-Garcia previously worked as UM's coordinator of football operations and in the athletics marketing department. Prior to joining Miami's athletic department, Abraham-Garcia worked as a program assistant at the Executive Education Center in UM's School of Business.

A native of Miami, Abraham-Garcia attended Westwood Christian High School. She earned a bachelor of science in communications with a concentration in public relations from UM. She and her husband, Onel, have a daughter, Caroline and a son, Daniel.

BOBBY REVILLA

Football Equipment Manager



Bobby Revilla's association with Miami football dates back more than two decades, making him one of the mainstays of the Hurricanes football program. Revilla has been with the Hurricanes' equipment staff for 24 years as a full-time employee, but he has worked with Miami football on a continuous basis since 1982, when he joined the staff as a student manager while attending the University.

Revilla oversees all of the equipment needs and maintenance for Miami's athletic department, while supervising a staff of two full-time assistants, plus several student assistants.

Revilla has been a full-time staffer at UM since 1986, when he was named an assistant equipment manager under then-head coach Jimmy Johnson. Former UM head coach Butch Davis named Revilla the head football equipment manager for the Hurricanes prior to the 1998 season. The 2009 season will be his 12th in that role at Miami.

During his career at Miami, Revilla has been a part of all five of Miami's football national championships, as he started as a student assistant under then-head coach Howard Schnellenberger and has worked continuously through the regimes of Jimmy Johnson, Dennis Erickson, Butch Davis, Larry Coker and current UM head coach Randy Shannon. Revilla has made 23 bowl trips with the Hurricanes over his 28 years in the program.

Revilla and his wife, Janet, have two sons Steven and Zachary.

BRENT BLAYLOCK

Assistant Director of Football Operations



Brent Blaylock is in his second year as the assistant director of football operations, where he handles team travel as well as serves as a liaison between the football program and NFL scouts.

Blaylock came to Miami after spending the 2007 football season working with the Miami Dolphins in operations. He assisted with gameday duties, player and coaches' needs as well as training camp.

He worked with the Arena Football's Austin Wranglers from 2005-07 as an operations' manager. He also coached high school football for three years at his alma mater Jordan High School. A native of Durham, N.C., Blaylock received a bachelor of arts in management from the University of North Carolina in 2005. He earned a master's degree in sport management in 2007 from the University of Texas at Austin. While a student at UNC, Blaylock worked for four years (2001-05) as a football operations assistant helping with recruiting efforts.

STEWART CRAMER

Coordinator of Video & Computers



Stewart Cramer enters his 13th year as coordinator of video and computers at the University of Miami. While Cramer's role centers on the video needs of the Hurricanes football program, his responsibilities also include serving the entire Miami athletic department.

Cramer and UM MBA graduate Michael O'Leary won a 2008 Suncoast Regional Emmy Award for Outstanding Commercial for a Miami produced video "Mosaic." The duo was also selected as the winners of the Special Feature: Colleges, Conferences and Governing Bodies at the First Annual Global Media Awards in for College Sports in 2009. "Mosaic" and "It Begins Here" were finalists in other categories. "Mosaic", a commercial about the athletic department's Olympic sports, was nominated in the Outstanding Promotional Video or Campaign: Colleges, Conferences and Governing Bodies. "It Begins Here", a retrospective of UM's athletic facilities, was nominated in the Outstanding Promotional Video or Campaign category as well as for the College Sports Video of the Year. "Mosaic" and "University of Miami Diving" were nominated in the Advanced Media Program at the Suncoast Regional Emmy Awards.

A native of South Lyon, Mich., Cramer has distinguished himself as one of the nation's foremost video coordinators. In 2001 and 2002, he was named the Big East Conference Video Coordinator of the Year in a vote taken by the membership of the Collegiate Sports Video Association.

Cramer began his career at Miami in 1996 upon graduation from Central Michigan University with a bachelor of applied arts degree in broadcasting and cinematic arts. At Central Michigan, he served as the football programs' video coordinator.



DONNA SHALALA

President

Donna E. Shalala became the fifth President of the University of Miami on June 1, 2001. President Shalala is an accomplished scholar, teacher, and administrator whose career has been marked by a variety of leadership positions reflecting her interest in young people. While attending college, she played tennis and still plays a competitive game of doubles. She also enjoys golf, skiing, and other outdoor activities. Recognizing that first-rate facilities are a key part of achieving success on the field, last year Hurricanes football embarked in an exciting new chapter with the move to Land Shark Stadium. This state-of-the-art complex offers both players and fans world-class amenities that are unparalleled in college sports.

In 1987 President Shalala, a distinguished political scientist, became chancellor of a Big Ten university, the University of Wisconsin-Madison. She led what was then the nation's largest public research university. In 1992 *Business Week* magazine named her one of the top five managers in higher education, and in 2005 was named one of "America's Best Leaders" by *U.S. News & World Report* and the Center for Public Leadership at Harvard University's Kennedy School of Government. President Shalala's success at Wisconsin was reflected in athletics as well. She hired a new football coach, recruiting Barry Alvarez from Notre Dame. Four years later, Wisconsin won the Big Ten football championship and represented its conference in the Rose Bowl for the first time in 30 years. President Shalala served on the first Knight Commission, a committee to review college athletics, and has served on the board of the National Collegiate Athletic Association Foundation. In May 2008 she was selected as an Independent Director of the U.S. Soccer Federation.

In 1993, she was named U.S. Secretary for Health and Human Services (HHS) and served for eight years, becoming the nation's longest-serving HHS Secretary. In 2000 she led the official U.S. delegation to the Olympics in Sydney, Australia. At the end of her tenure as HHS Secretary, *The Washington Post* described her as "one of the most successful government managers of modern times."

In 2007, U.S. President George W. Bush called upon her healthcare expertise to co-chair the Commission on Care for Returning Wounded Warriors, to evaluate how wounded service members transition from active duty to civilian society. In June 2008, President Bush presented her with the Presidential Medal of Freedom, the nation's highest civilian award, at a ceremony in the White House. The medal recognizes exceptional meritorious service to individuals who have contributed to national security, world peace, or cultural endeavors.

As president of the University of Miami, President Shalala presides over one of the most successful college athletic programs in the country. The Hurricanes football program has consistently ranked in the top of the polls. In 2001 the baseball team won its fourth College World Series and the football team won its fifth national championship. In 2003 the men and women's basketball teams began playing in a new, on-campus facility, the BankUnited Center. Other Hurricanes sports, from tennis to track, have also earned national recognition. This year UM celebrated the opening of the newly renovated Mark Light Stadium at Alex Rodriguez Park and a new basketball training and practice complex.

The Black Coaches Association honored her with its Image of Excellence Award for 2007.

As to her commitment to UM athletics, President Shalala said, "College sports are a vital part of our students' experience while at the University. They also help build community and instill a great sense of pride in our athletes and their accomplishments. The young men and women who play Hurricanes sports are devoted to their game both on a personal and team level, and it shows in their inspired performances time after time. Now it's up to the fans to show their support and cheer them on to many more victories." For a sports fan like President Shalala, there is no better place to call home than the University of Miami.



KIRBY HOCUTT

Director of Athletics

Kirby Hocutt is in his second year as the Director of Athletics at the University of Miami. Introduced as UM's new Director of Athletics on Feb. 8, 2008, Hocutt began his tenure as the university's 11th Director of Athletics on June 1, 2008.

Hocutt, 37, came to Miami after serving as the athletic director at Ohio University since 2005. Prior to that, he spent six years at the University of Oklahoma and served as associate athletic director for external operations and sports administration before his stint at Ohio.

In his first year in Coral Gables, Hocutt established a master plan for major facilities improvements in addition to initiating the development of a strategic plan for the University of Miami athletic department. He oversaw a number of facility improvements in his initial year, including the construction of a basketball practice facility as well as upgrades to Alex Rodriguez Park at Mark Light Field, the Neil Schiff Tennis Center and Cobb Stadium. For the first time in nine years, a new Ring of Honor class was inducted under Hocutt's direction, as Edgerrin James, Jim Kelly, Cortez Kennedy, Jim Otto and Gino Torretta were added to the prestigious class of UM football greats.

Two UM head coaches – Paige Yaroshuk-Tews (Women's Tennis) and Nicole Lantagne Welch (Volleyball) – earned Atlantic Coast Conference Coach of the Year honors in Hocutt's first year at Miami while UM student-athletes earned 15 All-America honors during the 2008-09 season. The women's tennis team became the first women's program at UM to win an ACC title, claiming the regular season championship after going 25-4 overall and 10-1 in league play.

A former star linebacker at Kansas State, Hocutt has a total of 18 years experience in intercollegiate athletics, including five as a student-athlete.

At Ohio, Hocutt significantly reorganized the athletic department's annual giving program. His leadership led to an increase in fundraising by more than 75 percent, including the securing of the second-largest major gift in school athletics history. He also increased season ticket sales in football by 112 percent and in men's basketball by 50 percent.

In his three years at Ohio, the school won 11 team championships and four head coaches were recognized as conference Coaches of the Year. In 2006, the football team played in its first bowl game in 38 years.

At Oklahoma, Hocutt was the primary administrator for football and the sport supervisor for baseball, men's and women's golf, as well as men's and women's tennis. His duties included supervision of the athletics development office, athletics ticket office, special events, stadium suite program, athletics endowment program, letter winners association and the department's facility use and rental program.

Hocutt led Oklahoma's athletics fundraising to an all-time high in annual giving and capital campaigns. From 1998 to 2005, Oklahoma's annual giving increased from \$3.4 million to more than \$17 million. That 400 percent increase in annual giving was one of the highest percentage increases in intercollegiate athletics history.

Beginning in 1999, Hocutt served in a leadership position in the strategic planning for a \$100 million capital campaign. The \$120 million campaign was unique in that it focused on facility construction or improvements for each of Oklahoma's 20 sports.

Prior to joining the Oklahoma staff, Hocutt served as the assistant director of licensing at the NCAA. In that position, he worked with corporate partners and licensees to create new revenue producing initiatives to support and promote all 81 NCAA championships.

He began his career in sports administration as the assistant director of marketing and promotions at Kansas State University. While at Kansas State, he implemented revenue-producing activities for the athletics department, including corporate partner sponsorships and ticket sales.

Hocutt was a four-year letterman at linebacker at KSU, leading the Big 8 Conference in tackles and being named to the All-Big 8 Conference team during his junior season. In 1993, *The Sporting News* selected him as one of the top 20 underrated players in the nation. Hocutt also served as a team captain his senior season. Two of Hocutt's coaches at Kansas State were Bob Stoops, head football coach at Oklahoma and Jim Leavitt, the head football coach at USF.

A member of the Orange Bowl Committee, Hocutt was also named to the Miami-Dade Sports Commission Board of Directors on Oct. 1, 2008.

He earned his bachelor's degree from Kansas State University in 1995 and his master's of education degree from the University of Oklahoma in 2001. He and his wife Diane have two sons, 7-year-old Drew and 5-year-old Brooks.



Athletic Administration



TONY HERNANDEZ
Senior Associate
Athletic Director



CONNIE NICKEL
Associate Athletic
Director
for Internal
Operations/SWA



JIM FREVOLA
Associate Athletic
Director/External
Operations



LINDSEY WILLIAMS
Associate Athletic
Director for
Development



DAWN REYNOLDS
Associate Athletic
Director/Business
Operations



ERIK BOOK
Assistant Athletic
Director/
Ticket Operations



JEREMY GERSON
Assistant Athletic Director/Fan
Development and Strategic
Marketing



BEN CREED
Assistant Athletic
Director/Ticket Sales



AMY FERGUSON
Assistant Athletic
Director for
Development



DAVID REED
Assistant Athletic
Director/Compliance



DAVID WYMAN
Assistant Athletic
Director/Academic
Services

Faculty Athletic Representative



DR. CLYDE B. McCOY

Clyde B. McCoy, Ph.D. has served the University of Miami and the Miller School of Medicine in many and varying capacities for more than thirty five years.

In this role as Faculty Athletic Representative, Dr. McCoy is responsible for ensuring academic integrity, facilitating institutional control of intercollegiate athletics and enhancing the student-athlete experience, as well as representing the University to the NCAA, the ACC and other organizations involving student athletics. He now serves in the new administrative cabinet of the NCAA. Within the ACC, he is the voting delegate representing the University of Miami and therefore part of the governing body of the Conference and will continue to serve as an officer on the executive committee for the next two years including his current role as president of the conference, which includes chairing the business meetings as well as hosting the ACC for one of its annual meetings.

Dr. McCoy has established drug education, testing and treatment programs that serve as a model for colleges and universities throughout the United States.

During his tenure at the University he has established a successful career and international reputation in research, teaching and administration. Dr. McCoy was the inaugural recipient of the Senator Jim King Leadership award by the State of Florida. He has been honored as a Distinguished Alumni at the University of Cincinnati, and at his high school, Norview, where he will be inducted into the Wall of Honor this year, and Most Outstanding Faculty Athletic Representative by the American Football Foundation and is proud to be a member of University of Miami's Iron Arrow and Phi Beta Delta, Honor Society for International Scholars.

Football Support Staff



MYRNA SCHNEIDER
SENIOR STAFF ASSOCIATE

Myrna Schneider is in her 32nd year working with the Miami football program and serves as the secretary to head coach Randy Shannon.

Schneider came to UM in 1977 and was elevated to secretary to the head coach in 1987 beginning under former UM head coach Jimmy Johnson. She has also worked for Dennis Erickson, Butch Davis and Larry Coker. Schneider and her husband, Neal, have two daughters: Jill and Dawn. They have five grandchildren: Adam, Ryan, Jeremy, Erin and Morgan.



Steve Caldwell
Team Chaplain



Steve DeBardelaben
Team Chaplain



Ana Fogarty
Staff Associate



Kate Walford
Coordinator
of Football
Operations



Ryan Bucher
Director of Events



Chris Paraskis
Asst. Equipment
Manager



Jason Spitulnik
Asst. Video
Coordinator



Chris Denson
Head Grounds
Crew



Chris Denson
Head Grounds
Crew



Ralph Noguera
Asst. Equipment
Manager



Support Staff



KEVIN BLASKE
Associate Athletic Trainer



SCOTT BROOKS
Assistant Athletic Trainer



COLS COLAS
Assistant Strength & Conditioning Coach



ROB DUNNING
Assistant Sports Media Relations Director



ED HUDAK
Head of Team Security



JAMIE ISRAEL
Associate Compliance Director



DR. LEE KAPLAN, M.D.
Chief of Sports Medicine and Medical Director



DR. BRYSON LESNIAK, M.D.
Team Physician



KERWIN LONZO
Associate Sports Media Relations Director



SCOTT MCGONAGLE
Director of Athletic Training



MARK PRAY
Assistant Athletic Director for Communications



MEGAN ROGERS
Assistant Athletic Trainer



BRIAN BOYLES-WHITE
Assistant Athletic Trainer

Team Security



Left to Right: Robbie Millard III, Jay Fraioli, Miami head coach Randy Shannon, Tim Brown, Ralph Lola. Not pictured - Ed Rivera.

Equipment Staff & Student Managers



Left to Right: Allan Finkelstein, William Berman, Dan Suarez, Alex Delgado, Matt Starnes, Eric Stevens, Joey Corey.

Athletic Training Staff



Top Row: Megan Rogers (Assistant Athletic Trainer), Scott Brooks (Assistant Athletic Trainer), Ron LeClair (Assistant Athletic Trainer), Pricilla Dobbs (Assistant Athletic Trainer), Scott McGonagle (Director of Athletic Trainer), Brian Boyles-White (Assistant Athletic Trainer), Wes Brown (Assistant Athletic Trainer), Kevin Blaske (Associate Athletic Trainer), Lisa Sahagun (Assistant Athletic Trainer).
Not Pictured: Alana Eichman (Assistant Athletic Trainer)
Middle Row: Tammy Wofford, Hayley Garick, Maggie Aldousany, Nancy Melnyk, Carly Weston, Sam Loomis, Lola Omishore
Third Row: Kim Barron, Lauren Reynolds, Jeff Courmoyer, Carl Rennalls, Stephanie Berenson, Estefania Arango



2009 Hurricanes



6 RAY-RAY ARMSTRONG
Fr. DB 6-4, 220
Santrol, Fla./Seminole HS



57 ALLEN BAILEY
Jr. DL 6-4, 285
Soleda, Ca./
Madrash County Academy



3 TRAVIS BENJAMIN
Soph. WR 5-10, 175
Belle Glade, Fla./
Bridges Central HS



20 DAMIEN BERRY
Jr. WR 5-11, 217
Belle Glade, Fla./
Bridges Central HS



25 MATT BOSHER
Jr. WR 6-0, 205
Jupiter, Fla./Jupiter



11 ARTHUR BROWN
Soph. LB 6-2, 220
Wichita, Kan./
Wichita East HS



45 RAMON BUCHANAN
Soph. LB 6-1, 215
Melbourne, Fla./Sam Ray



47 LARON BYRD
Soph. WR 6-4, 215
Hialeah, Fla./Hialeah



87 JAKE BYRNE
Sr. TT 6-4, 215
Miami, Fla./Guliver Prep



43 JOHN CALHOUN
Soph. TT 6-3, 255
Miami, Fla./
Suburban River HS



37 JARED CAMPBELL
Jr. TT 6-0, 205
Aurora, Colo./Overland HS



32 LEE CHAMBERS
Soph. RB 5-10, 192
Cullerville, Miss./
Cullerville HS



28 THEARON COLLIER
Soph. WR 5-9, 192
Miami, Fla./Booker T
Washington



2 GRAIG COOPER
Jr. RB 6-0, 205
Mesquite, Tex./McQueen/
Midway Prep



49 DYRON DYE
Fr. DL 6-5, 240
Santrol, Fla./Seminole HS



18 DEDRICK EPPS
Sr. LB 6-1, 250
Richmond, Va./Augustine



61 JOEL FIGUEROA
Jr. DL 6-5, 330
Miami, Fla./North Miami



99 MARGUS FORSTON
Soph. DL 6-3, 310
Miami, Fla./Northwestern



64 JASON FOX
Sr. OL 6-7, 314
Fort Worth, Texas/North
Crawley



74 ORLANDO FRANKLIN
Jr. OL 6-7, 318
Lolita Beach, Fla./
Atlantic HS



58 JORDAN FUTCH
Soph. LB 6-2, 230
Hollywood, Fla./Hammond
Metairie College Prep



69 SEAN GOLDSTEIN
Fr. TT, 6-0, 225
Dresher, Pa./Dresher III
Academy



84 RICHARD GORDON
Sr. TT, 6-4, 265
Miami, Fla./Midland/
Midway Prep (NY)



80 JIMMY GRAHAM
Sr. TT, 6-0, 260
Goldsboro, N.C./
Chavis Prep



24 CHAVEZ GRANT
Sr. DL 5-11, 183
Miami, Fla./Booker T
Washington



51 SHAYON GREEN
Fr. TT 6-2, 235
Tifton, Ga./Tifton County



66 HARLAND GUNN
Soph. OL 6-2, 315
Orlando, Neb./Central HS



85 LEONARD HANKERSON
Jr. WR 6-3, 215
Fort Lauderdale, Fla./
St. Thomas Aquinas HS



95 GAVIN HARDIN
Fr. DL 6-4, 240
Jackson, Tenn./
Carter-Moore



1 BRANDON HARRIS
Soph. DB 5-11, 190
Miami, Fla./Booker T
Washington



12 JACORY HARRIS
Soph. QB 6-4, 190
Miami, Fla./Northwestern



CHRIS HAYES
Sr. HWR 5-9, 170
Sarasota, Fla./
Dixie State Academy



19 A.J. HIGHSMITH
Fr. DB 6-0, 190
Missouri City, Texas/
Tightower HS



30 PATRICK HILL
Sr. FB 5-9, 250
Torrance, Calif./Fairfax HS
(Cal/PH Games C.C.)



13 RYAN HILL
Sr. DB 6-0, 200
Tallahassee, Fla./Richard



2009 Hurricanes



82 JOSH HOLMES
Jr., DL, 6-4, 280
San Diego, Calif./
Point Loma



34 C.J. HOLTON
Fr., DL, 6-7, 219
Crawfordville, Fla./
Wekiva HS



63 TYLER HORN
Soph., DL, 6-4, 300
Memphis, Tenn./
University HS



60 CHRIS IVORY
Soph., LS, 6-2, 228
Bokoshe, Fla./Bokoshe HS



5 JAVARRIS JAMES
Sr., RB, 6-0, 208
Irrotokala, Fla./Irrotokala



22 MIKE JAMES
Fr., RB, 6-11, 220
Haines City, Fla./
Ridge Community HS



4 ALDARIUS JOHNSON
Soph., WR, 6-3, 208
Miami, Fla./Northwest



81 DAVON JOHNSON
Soph., WR, 6-0, 192
Miami, Fla./
Booker T. Washington



78 JERMAINE JOHNSON
Fr., DL, 6-6, 310
Fort Lauderdale, Fla./
Hargrave Military/Academy



23 TERVARIS JOHNSON
Sr., TE, 6-3, 240
Miami, Fla./
Monsignor Pace



bb BEN JONES
Jr., TE, DL, 6-5, 300
Miami, Fla./Northwestern



91 JOE JOSEPH
Sr., DL, 6-3, 304
Orlando, Fla./Oak Ridge



KRIS KIMBALL
Sr., WR, 5-9, 105
Houttown, Pa./
Chestnut Hill/Academy



98 JEREMY LEWIS
Soph., DL, 6-3, 310
West Palm Beach, Fla./
Palm Beach Lakes



44 COLIN MCCARTHY
Fr., Jr., LB, 6-3, 249
Channahon, Ill./Channahon
Central Catholic



21 BRANDON MCGEE
Fr., LB, 6-0, 280
Ft. Lauderdale, Fla./
Ft. Lauderdale HS



27 LAMAR MILLER
Fr., RB, 6-11, 200
Miami, Fla./Allen HS



94 ERIC MONCUR
Sr., LB, 6-2, 250
Miami, Fla./Coral Gables



18 COREY NELMS
Jr., LB, 6-3, 218
Nashville, N.C./Nashville



29 JOJO NICOLAS
Jr., RB, 6-7, 200
Hammock, Fla./
Hammock Senior HS



97 ADEWALE OJOMO
Soph., LB, 6-4, 255
Wakulla, Fla./Wakulla HS



63 LEVI PAALUA
Jr., TE, DL, 6-2, 225
Lale, Hawaii/Kahuku HS



17 MATT PERRELLI
Sr., DL, RB, 6-3, 240
Jupiter, Fla./Jupiter



6 RANDY PHILLIPS
Sr., DL, 6-1, 210
Belle Glade, Fla./
Glades Central



66 MATT PIHLO
Sr., DL, 6-7, 307
LaPorte City, Iowa/Union



82 STEPHEN PLEIN
Fr., TE, 6-6, 260
Fort Myers, Fla./
Fort Myers HS



96 CURTIS PORTER
Fr., DL, 6-1, 315
Charlotte, N.C./Victory
Christian HS



64 MICANOR REGIS
Soph., DL, 6-3, 300
Ft. Pierce, Fla./Ft. Pierce



15 JAMAL REID
Fr., LB, 6-3, 280
Miami, Fla./Alpharetta HS



36 KYLAN ROBINSON
Jr., LB, 6-7, 250
Anchorage, Alaska/Texas
Chamberlain



93 LUTHER ROBINSON
Fr., LB, 6-3, 260
Fort Pierce, Fla./
Westwood HS



56 MARCUS ROBINSON
Soph., LB, 6-7, 250
Hammock, Fla./
Hammock



88 BILLY SANDERS
Fr., LB, 6-4, 248
Florence, Ala./Perry Col
lege Preparatory



50 DARRYL SHARPTON
Sr., LB, 6-0, 220
Coral Gables, Fla./
Coral Gables



9 SAM SHIELDS
Sr., LB, 6-0, 280
Sarasota, Fla./Booker



2009 Hurricanes



48 ANDREW SMITH
Soph., DL, 6-2, 245
Coconut Creek, Fla./
Methodist



31 SEAN SPENCE
Soph., LB, 6-0, 212
Miami, Fla./Northwestern



86 TOMMY STREETER
Frc., WR, 6-5, 209
Miami, Fla./Northwestern



68 IAN SYMONETTE
Jr., DL, 6-9, 349
Nassau, Bahamas/Dt./Nus
(Houston)



7 VAUGHN TELEMAQUE
Frc., DB, 6-2, 197
Long Beach, Calif./
Long Beach Poly



83 KENDAL THOMPKINS
Frc., WR, 5-10, 180
Miami, Fla./Northwestern



70 A.J. TRUMP
Sr., DL, 6-3, 300
Clearwater, Fla./Central
Catholic



8 DEMARCUS VAN DYKE
Sr., LB, 6-7, 228
Miami, Fla./Pace HS



35 OLIVIER VERNON
Fr., LB, 6-3, 261
Miami, Fla./American HS



72 BRANDON WASHINGTON
Fr., DL, 6-4, 331
Miami, Fla./Miami (NY)
Academy



90 STEVEN WESLEY
Sr., LB, 6-3, 261
Tallahassee, Fla./Tallahassee




75 JARED WHEELER
Fr., DL, 6-5, 350
Miami, Fla./American
High School HS



71 CORY WHITE
Fr., OL, 6-5, 260
Orange Park, Fla./
Flaming Star HS



40 JAKE WIECLAW
Krc., K, 6-7, 288
New London, N.J./Crosby Way
Central HS





2009 Hurricanes Roster - Alphabetical

No.	Name	Class.	Pos.	Ht.	Wt.	Hometown/High School/College
26	Ray-Ray Armstrong	Fr.	DB	6-4	220	Sanford, Fla./Seminole HS
57	Allen Bailey	Jr.	DL	6-4	288	Sapelo, Ga./McIntosh County Academy
3	Travis Benjamin	Soph.	WR	5-10	175	Belle Glade, Fla./Glades Central
20	Damien Berry	Jr.	RB	5-11	217	Belle Glade, Fla./Glades Central HS
25	Matt Boshier	Jr.	P/PK	6-0	205	Jupiter, Fla./Jupiter
11	Arthur Brown	Soph.	LB	6-2	220	Wichita, Kan./Wichita East HS
45	Ramon Buchanan	Soph.	LB	6-1	215	Melbourne, Fla./Palm Bay
47	LaRon Byrd	Soph.	WR	6-4	215	Hahnville, La./Hahnville
87	Jake Byrne	Sr.	TE/LS	6-4	215	Miami, Fla./Gulliver Prep
43	John Calhoun	Soph.	FB	6-3	255	Micco, Fla./Sebastian River HS
37	Jared Campbell	Jr.	DB	6-0	205	Aurora, Colo./Overland HS
32	Lee Chambers	Soph.	RB	5-10	192	Coffeeville, Miss./Coffeeville HS
28	Thearon Collier	Soph.	WR	5-9	192	Miami, Fla./Booker T. Washington
2	Graig Cooper	Jr.	RB	6-0	205	Memphis, Tenn./Melrose/Milford Prep
49	Dyron Dye	Fr.	DL	6-5	240	Sanford, Fla./Seminole HS
18	Dedrick Epps	Sr.	TE	6-4	253	Richmond, Va./Huguenot
61	Joel Figueroa	Jr.	OL	6-5	330	Miami, Fla./North Miami
99	Marcus Forston	Soph.	DL	6-3	310	Miami, Fla./Northwestern
64	Jason Fox	Sr.	OT	6-7	314	Fort Worth, Texas/North Crowley
74	Orlando Franklin	Jr.	OL	6-7	318	Delray Beach, Fla./Atlantic HS
58	Jordan Futch	Soph.	LB	6-2	235	Hollywood, Fla./Chaminade Madonna College Prep
69	Sean Goldstein	R-Fr.	LB	6-0	225	Dresher, Pa./Chestnut Hill Academy
84	Richard Gordon	Sr.	TE	6-4	265	Miami, Fla./Norland/Milford Prep (N.Y.)
80	Jimmy Graham	Sr.	TE	6-8	260	Goldsboro, N.C./Charis Prep
24	Chavez Grant	Sr.	DB	5-11	183	Miami, Fla./Booker T. Washington
51	Shayon Green	Fr.	LB	6-2	235	Tifton, Ga./Tifton County
66	Harland Gunn	Soph.	OL	6-2	315	Omaha, Neb./Central HS
85	Leonard Hankerson	Jr.	WR	6-3	215	Fort Lauderdale, Fla./St. Thomas Aquinas HS
95	Gavin Hardin	R-Fr.	DL	6-4	245	Jackson, Tenn./Central-Merry
1	Brandon Harris	Soph.	DB	5-11	195	Miami, Fla./Booker T. Washington
12	Jacory Harris	Soph.	QB	6-4	190	Miami, Fla./Northwestern
46	Chris Hayes	Sr.	HO/WR	5-9	170	Sarasota, Fla./Out-of-Door Academy
19	A.J. Highsmith	Fr.	QB	6-0	195	Missouri City, Texas/Hightower HS
30	Patrick Hill	Sr.	FB	5-9	255	Torrance, Calif./Fairfax HS (Calif.)/El Camino C.C.
13	Ryan Hill	Sr.	DB	6-0	205	Tallahassee, Fla./Rickards
92	Josh Holmes	Jr.	DL	6-0	280	San Diego, Calif./Point Loma
34	C.J. Holton	R-Fr.	LB	6-1	215	Crawfordville, Fla./Wakulla HS
63	Tyler Horn	Soph.	OL	6-4	300	Memphis, Tenn./University HS
60	Chris Ivory	Soph.	LS	6-2	228	Belleview, Fla./Belleview HS
5	Javarris James	Sr.	RB	6-0	208	Immokalee, Fla./Immokalee
22	Mike James	Fr.	RB	5-11	220	Hanley City, Fla./Ridge Community HS
4	Aldarius Johnson	Soph.	WR	6-3	208	Miami, Fla./Northwestern
81	Davon Johnson	Soph.	WR	6-0	192	Miami, Fla./Booker T. Washington
78	Jermaine Johnson	Fr.	OL	6-6	310	Fort Lauderdale, Fla./Hargrave Military Academy
23	Tervaris Johnson	Sr.	TE	6-3	240	Miami, Fla./Monsignor Pace
55	Ben Jones	R-Fr.	OL	6-5	300	Miami, Fla./Northwestern
91	Joe Joseph	Sr.	DL	6-3	304	Orlando, Fla./Oak Ridge
39	Kris Kimball	Sr.	WR	5-9	195	Flourtown, Pa./Chestnut Hill Academy
98	Jeremy Lewis	Soph.	DL	6-3	310	West Palm Beach, Fla./Palm Beach Lakes
44	Colin McCarthy	R-Jr.	LB	6-3	242	Clearwater, Fla./Clearwater Central Catholic
21	Brandon McGee	Fr.	DB	6-0	190	Plantation, Fla./Plantation HS
27	Lamar Miller	Fr.	RB	5-11	205	Miami, Fla./Killian HS

No.	Name	Class.	Pos.	Ht.	Wt.	Hometown/High School/College
94	Eric Moncur	Sr.	DL	6-2	250	Miami, Fla./Carol City
38	Cory Nelms	Jr.	DB	6-1	195	Neptune, N.J./Neptune
29	JoJo Nicolas	Jr.	DB	6-1	200	Homestead, Fla./Homestead Senior HS
97	Adewale Ojomo	Soph.	DL	6-4	253	Hialeah, Fla./Hialeah HS
53	Levi Paalua	R-Fr.	LB	6-2	225	Laie, Hawaii/Kahuku HS
17	Matt Perrelli	Sr.	QB/HO	6-3	240	Jupiter, Fla./Jupiter
6	Randy Phillips	Sr.	DB	6-1	210	Belle Glade, Fla./Glades Central
65	Matt Pipho	Sr.	OL	6-7	307	LaPorte City, Iowa/Union
77	Stephen Plein	Fr.	OL	6-6	260	Fort Myers, Fla./Fort Myers HS
96	Curtis Porter	Fr.	DL	6-1	315	Charlotte, N.C./Victory Christian HS
54	Micanor Regis	Soph.	DL	6-3	300	Pahokee, Fla./Pahokee
15	Jamal Reid	Fr.	DB	6-1	180	Mayo, Fla./Lafayette HS
36	Kylan Robinson	Jr.	LB	6-1	235	Anchorage, Alaska/Tampa Chamberlain
93	Luther Robinson	Fr.	DL	6-3	292	Fort Pierce, Fla./Westwood HS
56	Marcus Robinson	Soph.	DL	6-1	237	Homestead, Fla./Homestead
88	Billy Sanders	Fr.	TE	6-4	248	Phoenix, Ariz./Brophy College Preparatory
50	Darryl Sharpton	Sr.	LB	6-0	235	Coral Gables, Fla./Coral Gables
9	Sam Shields	Sr.	DB	6-0	190	Sarasota, Fla./Booker
48	Andrew Smith	Soph.	DL	6-2	245	Coconut Creek, Fla./Monarch
31	Sean Spence	Soph.	LB	6-0	212	Miami, Fla./Northwestern
86	Tommy Streeter	R-Fr.	WR	6-5	209	Miami, Fla./Northwestern
68	Ian Symonette	Jr.	OL	6-9	349	Nassau, Bahamas/St. Pius (Houston)
7	Vaughn Telemague	R-Fr.	DB	6-2	197	Long Beach, Calif./Long Beach Poly
83	Kendal Thompkins	R-Fr.	WR	5-10	180	Miami, Fla./Northwestern
70	A.J. Trump	Sr.	OL	6-3	300	Clearwater, Fla./Central Catholic
33	Alex Uribe	Sr.	K	6-1	175	Miami, Fla./Gulliver Prep
8	DeMarcus Van Dyke	Jr.	DB	6-1	185	Miami, Fla./Pace HS
35	Olivier Vernon	Fr.	DL	6-3	250	Miami, Fla./American HS
72	Brandon Washington	Fr.	OL	6-4	330	Miami, Fla./Milford (N.Y.) Academy
90	Steven Wesley	Jr.	DL	6-3	250	Bartow, Fla./Bartow
75	Jared Wheeler	Fr.	OL	6-5	330	Miami, Fla./American Heritage HS
16	Spencer Whipple	Soph.	QB	6-2	210	Miami, Fla./Pine Richland (Pa.) HS/UMass
71	Cory White	Fr.	OL	6-5	260	Orange Park, Fla./Fleming Island HS
40	Jake Wieclaw	R-Fr.	K	6-2	198	New Lenox, Ill./Lincoln Way Central HS

Walk-Ons

Ben Bruneau	So.	WR	6-2	205	Opa-Locka, Fla./UCLA/Monsignor Pace HS
Nathan Gholston	So.	DB	5-7	180	Westland, Mich./Plymouth HS
Eduardo Lopez	Fr.	OL	6-0	315	Miami, Fla./Southwest Miami HS
David Thompson	R-Fr.	FB	5-10	245	Miami, Fla./Coral Reef HS



2009 Hurricanes

No.	Name	Class.	Pos.	Ht.	Wt.	Hometown/High School/College
1	Brandon Harris	Soph.	DB	5-11	195	Miami, Fla./Booker T. Washington
2	Graig Cooper	Jr.	RB	6-0	205	Memphis, Tenn./Melrose/Milford Prep
3	Travis Benjamin	Soph.	WR	5-10	175	Belle Glade, Fla./Glades Central
4	Aldarius Johnson	Soph.	WR	6-3	208	Miami, Fla./Northwestern
5	Javarris James	Sr.	RB	6-0	208	Immokalee, Fla./Immokalee
6	Randy Phillips	Sr.	DB	6-1	210	Belle Glade, Fla./Glades Central
7	Vaughn Telemaque	R-Fr.	DB	6-2	197	Long Beach, Calif./Long Beach Poly
8	DeMarcus Van Dyke	Jr.	DB	6-1	185	Miami, Fla./Pace HS
9	Sam Shields	Sr.	DB	6-0	190	Sarasota, Fla./Booker
11	Arthur Brown	Soph.	LB	6-2	220	Wichita, Kan./Wichita East HS
12	Jacory Harris	Soph.	QB	6-4	190	Miami, Fla./Northwestern
13	Ryan Hill	Sr.	DB	6-0	205	Tallahassee, Fla./Rickards
15	Jamal Reid	Fr.	DB	6-1	180	Mayo, Fla./Lafayette HS
16	Spencer Whipple	Soph.	QB	6-2	210	Miami, Fla./Pine Richland (Pa.) HS/UMass
17	Matt Perrelli	Sr.	QB/HO	6-3	240	Jupiter, Fla./Jupiter
18	Dedrick Epps	Sr.	TE	6-4	253	Richmond, Va./Huguenot
19	A.J. Highsmith	Fr.	QB	6-0	195	Missouri City, Texas/Hightower HS
20	Damien Berry	Jr.	RB	5-11	217	Belle Glade, Fla./Glades Central HS
21	Brandon McGee	Fr.	DB	6-0	190	Plantation, Fla./Plantation HS
22	Mike James	Fr.	RB	5-11	220	Haines City, Fla./Ridge Community HS
23	Tervaris Johnson	Sr.	TE	6-3	240	Miami, Fla./Monsignor Pace
24	Chavez Grant	Sr.	DB	5-11	183	Miami, Fla./Booker T. Washington
25	Matt Boshier	Jr.	P/PK	6-0	205	Jupiter, Fla./Jupiter
26	Ray-Ray Armstrong	Fr.	DB	6-4	220	Sanford, Fla./Seminole HS
27	Lamar Miller	Fr.	RB	5-11	205	Miami, Fla./Killian HS
28	Thearon Collier	Soph.	WR	5-9	192	Miami, Fla./Booker T. Washington
29	JoJo Nicolas	Jr.	DB	6-1	200	Homestead, Fla./Homestead Senior HS
30	Patrick Hill	Sr.	FB	5-9	255	Torrance, Calif./Fairfax HS (Calif.)/El Camino C.C.
31	Sean Spence	Soph.	LB	6-0	212	Miami, Fla./Northwestern
32	Lee Chambers	Soph.	RB	5-10	192	Coffeerville, Miss./Coffeerville HS
33	Alex Uribe	Sr.	K	6-1	175	Miami, Fla./Gulliver Prep
34	C.J. Holton	R-Fr.	LB	6-1	215	Crawfordville, Fla./Wakulla HS
35	Olivier Vernon	Fr.	DL	6-3	250	Miami, Fla./American HS
36	Kylan Robinson	Jr.	LB	6-1	235	Anchorage, Alaska/Tampa Chamberlain
37	Jared Campbell	Jr.	DB	6-0	205	Aurora, Colo./Overland HS
38	Cory Nelms	Jr.	DB	6-1	195	Neptune, N.J./Neptune
39	Kris Kimball	Sr.	WR	5-9	195	Flourtown, Pa./Chestnut Hill Academy
40	Jake Wieclaw	R-Fr.	K	6-2	198	New Lenox, Ill./Lincoln Way Central HS
43	John Calhoun	Soph.	FB	6-3	255	Mico, Fla./Sebastian River HS
44	Colin McCarthy	R-Jr.	LB	6-3	242	Clearwater, Fla./Clearwater Central Catholic
45	Ramon Buchanan	Soph.	LB	6-1	215	Melbourne, Fla./Palm Bay
46	Chris Hayes	Sr.	HO/WR	5-9	170	Sarasota, Fla./Out-of-Door Academy
47	LaRon Byrd	Soph.	WR	6-4	215	Hahnville, La./Hahnville
48	Andrew Smith	Soph.	DL	6-2	245	Coconut Creek, Fla./Monarch
49	Dyron Dye	Fr.	DL	6-5	240	Sanford, Fla./Seminole HS
50	Darryl Sharpton	Sr.	LB	6-0	235	Coral Gables, Fla./Coral Gables
51	Shayon Green	Fr.	LB	6-2	235	Tifton, Ga./Tifton County
53	Levi Paalua	R-Fr.	LB	6-2	225	Laie, Hawaii/Kahuku HS
54	Micanor Regis	Soph.	DL	6-3	300	Pahokee, Fla./Pahokee
55	Ben Jones	R-Fr.	OL	6-5	300	Miami, Fla./Northwestern
56	Marcus Robinson	Soph.	DL	6-1	237	Homestead, Fla./Homestead
57	Allen Bailey	Jr.	DL	6-4	288	Sapelo, Ga./McIntosh County Academy

No.	Name	Class.	Pos.	Ht.	Wt.	Hometown/High School/College
58	Jordan Futch	Soph.	LB	6-2	235	Hollywood, Fla./Chaminade Madonna College Prep
60	Chris Ivory	Soph.	LS	6-2	228	Belleview, Fla./Belleview HS
61	Joel Figueroa	Jr.	OL	6-5	330	Miami, Fla./North Miami
63	Tyler Horn	Soph.	OL	6-4	300	Memphis, Tenn./University HS
64	Jason Fox	Sr.	OT	6-7	314	Fort Worth, Texas/North Crowley
65	Matt Piphoo	Sr.	OL	6-7	307	LaPorte City, Iowa/Union
66	Harland Gunn	Soph.	OL	6-2	315	Omaha, Neb./Central HS
68	Ian Symonette	Jr.	OL	6-9	349	Nassau, Bahamas/St. Pius (Houston)
69	Sean Goldstein	R-Fr.	LB	6-0	225	Dresher, Pa./Chestnut Hill Academy
70	A.J. Trump	Sr.	OL	6-3	300	Clearwater, Fla./Central Catholic
71	Cory White	Fr.	OL	6-5	260	Orange Park, Fla./Fleming Island HS
72	Brandon Washington	Fr.	OL	6-4	330	Miami, Fla./Milford (N.Y.) Academy
74	Orlando Franklin	Jr.	OL	6-7	318	Delray Beach, Fla./Atlantic HS
75	Jared Wheeler	Fr.	OL	6-5	330	Miami, Fla./American Heritage HS
77	Stephen Plein	Fr.	OL	6-6	260	Fort Myers, Fla./Fort Myers HS
78	Jermaine Johnson	Fr.	OL	6-6	310	Fort Lauderdale, Fla./Hargrave Military Academy
80	Jimmy Graham	Sr.	TE	6-8	260	Goldsboro, N.C./Charis Prep
81	Davon Johnson	Soph.	WR	6-0	192	Miami, Fla./Booker T. Washington
83	Kendal Thompkins	R-Fr.	WR	5-10	180	Miami, Fla./Northwestern
84	Richard Gordon	Sr.	TE	6-4	265	Miami, Fla./Norland/Milford Prep (N.Y.)
85	Leonard Hankerson	Jr.	WR	6-3	215	Fort Lauderdale, Fla./St. Thomas Aquinas HS
86	Tommy Streeter	R-Fr.	WR	6-5	209	Miami, Fla./Northwestern
87	Jake Byrne	Sr.	TE/LS	6-4	215	Miami, Fla./Gulliver Prep
88	Billy Sanders	Fr.	TE	6-4	248	Phoenix, Ariz./Brophy College Preparatory
90	Steven Wesley	Jr.	DL	6-3	250	Bartow, Fla./Bartow
91	Joe Joseph	Sr.	DL	6-3	304	Orlando, Fla./Oak Ridge
92	Josh Holmes	Jr.	DL	6-0	280	San Diego, Calif./Point Loma
93	Luther Robinson	Fr.	DL	6-3	292	Fort Pierce, Fla./Westwood HS
94	Eric Moncur	Sr.	DL	6-2	250	Miami, Fla./Carol City
95	Gavin Hardin	R-Fr.	DL	6-4	245	Jackson, Tenn./Central-Merry
96	Curtis Porter	Fr.	DL	6-1	315	Charlotte, N.C./Victory Christian HS
97	Adewale Ojomo	Soph.	DL	6-4	253	Hialeah, Fla./Hialeah HS
98	Jeremy Lewis	Soph.	DL	6-3	310	West Palm Beach, Fla./Palm Beach Lakes
99	Marcus Forston	Soph.	DL	6-3	310	Miami, Fla./Northwestern

Walk-Ons

Ben Bruneau	Soph.	WR	6-2	205	Opa-Locka, Fla./UCLA/Monsignor Pace HS
Nathan Gholston	Soph.	DB	5-7	180	Westland, Mich./Plymouth HS
Eduardo Lopez	Fr.	OL	6-0	315	Miami, Fla./Southwest Miami HS
David Thompson	R-Fr.	FB	5-10	245	Miami, Fla./Coral Reef HS



2009 Hurricanes Class Breakdown

TRUE FRESHMEN (17)

DB	Ray-Ray Armstrong
DL	Dyron Dye
LB	Shayon Green
QB	AJ Highsmith
RB	Mike James
OL	Jermaine Johnson
DB	Brandon McGee
RB	Lamar Miller
OL	Stephen Plein
DL	Curtis Porter
DB	Jamal Reid
DL	Luther Robinson
TE	Billy Sanders
DL	Olivier Vernon
OL	Brandon Washington
OL	Jared Wheeler
OL	Cory White

REDSHIRT FRESHMEN (8)

LB	Sean Goldstein
LB	C.J. Holton
OL	Ben Jones
LB	Levi Paalua
WR	Tommy Streeter
DB	Vaughn Telemaque
WR	Kendal Thompkins
K	Jake Wieclaw

SOPHOMORES (24)

WR	Travis Benjamin
LB	Arthur Brown
LB	Ramon Buchanan
WR	LaRon Byrd
FB	John Calhoun
RB	Lee Chambers
WR	Thearon Collier
DL	Marcus Forston
LB	Jordan Futch
OL	Harland Gunn
DL	Gavin Hardin
DB	Brandon Harris
QB	Jacory Harris
OL	Tyler Horn
LS	Chris Ivory
WR	Aldarius Johnson
WR	Davon Johnson
DL	Jeremy Lewis
DL	Adewale Ojomo
DL	Micanor Regis
DL	Marcus Robinson
LB	Sean Spence
DL	Andrew Smith
QB	Spencer Whipple

JUNIORS (16)

DL	Allen Bailey
RB	Damien Berry
P/PK	Matt Boshier
DB	Jared Campbell
RB	Graig Cooper
OL	Joel Figueroa
OL	Orlando Franklin
WR	Leonard Hankerson
DL	Josh Holmes
LB	Colin McCarthy
DB	Cory Nelms
DB	JoJo Nicolas
LB	Kylan Robinson
OL	Ian Symonette
DL	Steven Wesley
DB	DeMarcus Van Dyke

SENIORS (21)

LS/TE	Jake Byrne
TE	Dedrick Epps
OT	Jason Fox
TE	Richard Gordon
TE	Jimmy Graham
DB	Chavez Grant
WR/HO	Chris Hayes
FB	Patrick Hill
DB	Ryan Hill
RB	Javarris James
TE	Tervaris Johnson
DL	Joe Joseph
WR	Kris Kimball
DL	Eric Moncur
QB/HO	Matt Perrelli
DB	Randy Phillips
OL	Matt Pipho
LB	Darryl Sharpton
DB	Sam Shields
OL	A.J. Trump
K	Alex Uribe

THE 2009 HURRICANES BY CLASS

Class	Offense	Defense	ST	Total
True Freshmen	9	8	0	17
Redshirt Freshmen	3	4	1	8
Sophomores	11	12	1	24
Juniors	6	9	1	16
Seniors	11	7	3	21
Total	40	40	6	86

PRONUNCIATION GUIDE

Matt Boshier	BOSH-er
Ramon Buchanan	ruh-MONE
LaRon Byrd	luh-RON
Jared Campbell	JAR-ed
Thearon Collier	ther-RON
Graig Cooper	GREG
Dyron Dye	DYE-ron
Dedrick Epps	DEE-drick
Joel Figueroa	Jo-el fig-er-OH-uh
Chavez Grant	CHEV-ez
Shayon Green	SHAY-on
Javarris James	ja-VARR-iss
Davon Johnson	duh-VON
Tervaris Johnson	ter-VARR-iss
Eric Moncur	mahn-KURR
JoJo Nicolas	NICK-o-less
Adewale Ojomo	ad-uh-WALL-ee o-JO-mo
Levi Paalua	PAH-ah-lu-ah
Matt Pipho	PEE-po
Stephen Plein	Pline
Micanor Regis	muh-connor REE-gis
Kylan Robinson	KIE-lin
Ian Symonette	SIM-uh-net
Vaughn Telemaque	TELL-uh-mack
Olivier Vernon	OH-liv-ee-ay
Jake Wieclaw	WHY-claw



2009 Depth Chart

OFFENSE

WR	47	LaRon Byrd (6-4, 215, Soph.)
	4	Aldarius Johnson (6-3, 208, Soph.)
LT	74	Orlando Franklin (6-7, 318, Jr.)
	55	Ben Jones (6-5, 300, R-Fr.)
LG	72	Brandon Washington (6-4, 330, Fr.)
	or 74	Orlando Franklin (6-7, 318, Jr.)
C	70	A.J. Trump (6-3, 300, Sr.)
	63	Tyler Horn (6-4, 300, Soph.)
RG	66	Harland Gunn (6-2, 315, Soph.)
	or 61	Joel Figueroa (6-5, 330, Jr.)
RT	65	Matt Pipho (6-7, 307, Sr.)
	55	Ben Jones (6-5, 300, R-Fr.)
TE	18	Dedrick Epps (6-4, 253, Sr.)
	23	Tervaris Johnson (6-3, 240, Sr.)
	or 80	Jimmy Graham (6-8, 260, Sr.)
WR	85	Leonard Hankerson (6-3, 215, Jr.)
	3	Travis Benjamin (5-10, 175, Soph.)
QB	12	Jacory Harris (6-4, 190, Soph.)
	19	A.J. Highsmith (6-0, 195, Fr.)
HB	2	Graig Cooper (6-0, 205, Jr.)
	or 5	Javarris James (6-0, 208, Sr.)
	20	Damien Berry (5-11, 217, Jr.)
FB	22	Mike James (5-11, 220, Fr.)
	43	John Calhoun (6-3, 255, Soph.)

SPECIAL TEAMS

PK	25	Matt Boshier (6-0, 205, Jr.)
	40	Jake Wieclaw (6-2, 198, R-Fr.)
KO	25	Matt Boshier (6-0, 205, Soph.)
	33	Alex Uribe (6-1, 175, Sr.)
P	25	Matt Boshier (6-0, 205, Soph.)
	40	Jake Wieclaw (6-2, 198, R-Fr.)
H	17	Matt Perrelli (6-3, 248, Sr.)
	46	Chris Hayes (5-9, 170, Sr.)
LS-Punt	60	Chris Ivory (6-2, 227, Soph.)
	87	Jake Byrne (6-4, 215, Sr.)
LS-FG	87	Jake Byrne (6-4, 215, Sr.)
	60	Chris Ivory (6-2, 227, Soph.)
PR	28	Thearon Collier (5-9, 192, Soph.)
	3	Travis Benjamin (5-10, 162, Soph.)
	2	Graig Cooper (6-0, 205, Jr.)
KOR	2	Graig Cooper (6-0, 205, Jr.)
	3	Travis Benjamin (5-10, 162, Soph.)
KOR	22	Mike James (5-11, 220, Fr.)
	1	Brandon Harris (5-11, 195, Soph.)

DEFENSE

LE	90	Steven Wesley (6-3, 250, Jr.)
	or 56	Marcus Robinson (6-1, 237, Soph.)
LT	91	Joe Joseph (6-3, 304, Sr.)
	57	Allen Bailey (6-4, 288, Jr.)
	or 96	Curtis Porter (6-1, 315, Fr.)
RT	92	Josh Holmes (6-0, 280, Jr.)
	98	Jeremy Lewis (6-3, 310, Soph.)
	or 54	Micanor Regis (6-3, 300, Jr.)
RE	57	Allen Bailey (6-4, 288, Jr.)
	48	Andrew Smith (6-2, 245, Soph.)
	or 35	Olivier Vernon (6-3, 250, Fr.)
SLB	44	Colin McCarthy (6-3, 242, Jr.)
	36	Kylan Robinson (6-1, 235, Jr.)
MLB	50	Darryl Sharpton (6-0, 235, Sr.)
	11	Arthur Brown (6-2, 220, Soph.)
WLB	31	Sean Spence (6-0, 212, Soph.)
	45	Ramon Buchanan (6-1, 215, Soph.)
LCB	1	Brandon Harris (5-11, 195, Soph.)
	24	Chavez Grant (5-11, 183, Sr.)
RCB	9	Sam Shields (6-0, 190, Sr.)
	or 8	DeMarcus Van Dyke (6-1, 185, Jr.)
	21	Brandon McGee (6-0, 190, Fr.)
SS	6	Randy Phillips (6-1, 210, Sr.)
	37	Jared Campbell (6-0, 205, Jr.)
FS	7	Vaughn Telemaque (6-2, 197, R-Fr.)
	26	Ray-Ray Armstrong (6-4, 220, Fr.)



26

RAY-RAY ARMSTRONG

Defensive Back, 6-4, 220, Freshman-HS
Sanford, Fla./Seminole HS



2009 (FRESHMAN): One of three true freshmen (along with DE Olivier Vernon and CB Brandon McGee) to see significant action on defense for the 'Canes this season ... Played in nine games (DNP/injury at Wake Forest, vs. Virginia, at North Carolina) ... Recorded a career-high seven tackles (four solo, three assists) in win over then-No. 8 Oklahoma ... Tallied three tackles in back-to-back weeks at UCF and versus Clemson ... Also had a pass break-up at UCF.

RAY-RAY ARMSTRONG'S CAREER STATISTICS

Year	GP/GS	TACKLES				QBPs	Sacks	FUMBLES			Int
		TT	UT	AT	TFL			FF	FR	PBU	
2009	9/1	19	12	7	0.0-0	0	0.0-0	0	0-0	1	0-0

RAY-RAY ARMSTRONG'S CAREER HIGHS

Total tackles 7 (vs. Oklahoma 2009)
Solo 4 (vs. Oklahoma 2009)
Assists 3 (vs. Oklahoma 2009)

57

ALLEN BAILEY

Defensive Line, 6-4, 288, Junior-2L
Sapelo, Ga. / McIntosh County Academy



2009 ALL-ACC FIRST TEAM

2009 (JUNIOR): Leads the 'Canes in sacks (7.0) and tackles for a loss (11.0) ... Played both defensive tackle and defensive end during the season ... Leads all UM defensive linemen with 32 total tackles on the year ... Ranks fourth in the ACC in sacks per game (0.58) and is tied for seventh in tackles for a loss per game (0.92) ... Named First Team All-ACC at defensive tackle by the Atlantic Coast Sports Media Association, Rivals.com and Phil Steele ... Was awarded the Strength Training Athlete of the Year at the team's annual awards banquet on Dec. 6 ... Recorded a career-high tying two sacks in back-to-back games vs. Clemson and at Wake Forest ... Also set career-highs for total tackles (5 at Wake Forest and at USF) and tackles for a loss (3.0 vs. Clemson and at Wake Forest) ... Forced fumbles versus Oklahoma and Clemson ... His forced fumble versus Clemson was returned by teammate Marcus Robinson for a 53-yard touchdown ... Over the final six games of the regular season, tallied 19 total tackles, 7.5 tackles for a loss, four sacks and a forced fumble ... Started nine of his 12 games played.

ALLEN BAILEY'S CAREER STATISTICS

Year	GP/GS	TACKLES				QBPs	Sacks	FUMBLES			Int
		TT	UT	AT	TFL			FF	FR	PBU	
2007	12/0	0	0	0	0-0	0	0-0	0	0-0	0	0-0
2008	12/4	24	15	9	9-56	14	5-46	0	0-0	0	0-0
2009	12/9	32	17	15	11.0-77	1	7.0-66	2	0-0	0	0-0
Totals:	36/13	56	32	24	20-133	15	12-112	2	0-0	0	0-0

ALLEN BAILEY'S CAREER HIGHS

Total tackles 5, twice (at Wake Forest; at USF 2009)
Solo 4 (vs. Clemson 2009)
Assists 5 (at USF 2009)
Sacks 2, twice (vs. UCF 2008; vs. Clemson 2009)

3

TRAVIS BENJAMIN

Wide Receiver, 5-10, 175, Sophomore-1L
Belle Glade, Fla. / Glades Central HS



2009 (SOPHOMORE): Played in all 12 games for the Hurricanes ... Second leading receiver with 490 yards, averaging 17.5 yards per catch ... Third in catches (28) and receiving touchdowns (4) ... Also returned nine punts for 57 yards with a long of 33 yards against Florida A&M ... Totaled 586 all-purpose yards (21 rush, 490 receiving, 57 punt return, 18 kickoff return) in 12 games ... Had a career-best 128 yard receiving game on four catches in the season opener at Florida State ... Started games against Wake Forest and Duke ... Hauled in a career-long 69-yard touchdown reception against Clemson and finished with 82 yards on three catches ... Had three receptions for 61 yards in the win against Oklahoma, including a 38-yard touchdown reception ... Caught the eventual game-winning touchdown against Wake Forest – a 13-yard grab in the fourth quarter ... Had a season-long 13-yard rush against Georgia Tech.

TRAVIS BENJAMIN'S CAREER STATISTICS

Year	GP/GS	RUSHING				RECEIVING					
		Att	Yards	Avg.	TD	LG	No.	Yards	Avg.	TD	LG
2008	12/5	5	42	8.4	1	18	18	293	16.3	3	51
2009	12/2	9	21	2.3	0	13	28	490	17.5	4	69
total	24/7	14	63	4.5	1	18	46	783	17.0	7	69

PUNT RETURNS

Year	GP/GS	No	Yards	Avg.	TD	LG
2008	12/5	16	181	11.3	0	44
2009	12/2	9	57	6.3	0	33
total	24/7	25	238	9.5	0	44

KICK RETURNS

Year	GP/GS	No	Yards	Avg.	TD	LG
2008	12/5	22	496	22.5	0	57
2009	12/2	1	18	18.0	0	18
total	24/7	23	514	22.3	0	57

TRAVIS BENJAMIN'S CAREER HIGHS

Rushing Attempts 2 (at UCF 2009)
Rushing Yards 18 (vs. Florida State 2008)
Rushing Touchdowns 1 (vs. Florida State 2008)
Long run 18 (vs. Florida State 2008)
Receptions 4, 4 times (last at Wake Forest 2009)
Receiving Yards 128 (vs. Florida State 2009)
Receiving Touchdowns 1, 7 times (last at Wake Forest 2009)
Long Reception 69 (vs. Clemson 2009)





20

DAMIEN BERRY

Running Back, 5-11, 217, Junior-2L
Belle Glade, Fla. / Glades Central HS



2009 (JUNIOR): Team's second-leading rusher with 587 yards on 89 carries and a team-high eight rushing touchdowns ... Averaging 6.6 yards per carry and has scored a touchdown in seven of Miami's last eight games ... Saw his first career action at running back against Florida A&M on Oct. 10 and gained 162 yards on 14 carries – all in the second half – with a touchdown and a career-long 49-yard rush ... Had a season-high 16 carries for 76 yards and one score in win against Duke ... Rushed for over 100 yards for second time this season in season finale at USF, gaining 114 yards on 12 carries ... Rushed for two touchdowns against Virginia and finished with 56 yards on 12 carries ... One of three Hurricanes to have a 150-yard rushing performance in a season, which was the first time a Miami team has had that occur ... Also plays on the kickoff coverage team and has six total tackles (five solo, one assisted).

DAMIEN BERRY'S CAREER STATISTICS


Year	GP/GS	RUSHING					RECEIVING				
		Att	Yards	Avg.	TD	LG	No.	Yards	Avg.	TD	LG
2009	12/0	89	587	6.6	8	49	5	68	13.6	0	29

Year	GP/GS	TACKLES					FUMBLES				
		TT	UT	AT	TFL	QBP	Sacks	FF	FR	PBU	Int
2007	12/0	8	3	5	0-0	0	0-0	0	1-0	0	0-0
2008	7/0	3	2	1	0-0	0	0-0	0	0-0	0	0-0
2009	12/0	5	1	6	0-0	0	0-0	0	0-0	0	0-0
Totals	31/0	16	6	12	0-0	0	0-0	0	1-0	0	0-0

11

ARTHUR BROWN

Linebacker, 6-2, 220, Sophomore-1L
Wichita, Kan. / Wichita East HS



2009 (SOPHOMORE): Played in all 12 games ... Saw most of his action on special teams but came in as a linebacker late in several games ... Recovered a fumble in win at Wake Forest ... Recorded a career-high three tackles in win at USF in regular season finale ... Also recorded two tackles in back-to-back wins over Florida A&M and at UCF ... Has 13 total tackles (eight solo, five assists) on the year.

ARTHUR BROWN'S CAREER STATISTICS

Year	GP/GS	TACKLES					QBP	Sacks	FUMBLES		
		TT	UT	AT	TFL	FF			FR	PBU	Int
2008	11/0	4	2	2	0-0	0	0-0	0	0-0	0	0-0
2009	12/0	13	8	5	0.5-1	0	0-0	0	1-0	0	0-0
Total	23/0	17	10	7	0.5-1	0	0-0	0	1-0	0	0-0

25

MATT BOSHER

Placekicker, Punter, 6-0, 205, Junior-2L
Jupiter, Fla. / Jupiter HS



2009 ALL-ACC FIRST TEAM (KICKER)
2009 ALL-ACC SECOND TEAM (PUNTER)

2009 (JUNIOR): Named All-ACC first team kicker and second team punter ... Also chosen to the Rivals.com All-ACC first team as a kicker and to the Phil Steele All-ACC first team as a kicker and second team as a punter ... Connected on 14-of-16 field goals and now has made 12 in a row which is the second-best streak in school history in a career and in a single-season ... Ranked third in the ACC in field goal percentage (87.5) and was a perfect 48-of-48 in PAT's, which were the most in the ACC and ranks as the second-best mark in a single season ... Has now made 88 consecutive extra-point attempts, which is the third-best streak in a career at Miami ... In ACC action, tied for the league-lead going 32-of-32 in PAT's ... Made 10-of-11 field goals of 30-plus yards ... Earned All-ACC Specialist of the Week honors twice and was a Lou Groza Award Star of the Week ... As a punter, led the ACC in conference games averaging 42.9 yards per punt on 30 punts in eight games ... Overall, averaged 42.7 yards per punt in 12 games for the Hurricanes ... Had at least one punt of 50-plus yards in eight of 12 games and had 22 of 45 punts downed inside the 20-yd line.

MATT BOSHER'S CAREER STATISTICS

Year	GP/GS	No.	Yards	Avg.	Long	PUNTING		
						In 20	TB	Blk
2007	12/12	58	2329	40.2	75	9	1	2
2008	13/13	66	2659	40.3	76	19	3	2
2009	12/12	45	1923	42.7	59	22	7	0
Totals	37/37	169	6911	40.9	76	50	11	4

Year	GP/GS	EXTRA POINTS			FIELD GOALS			FG BREAKDOWN					
		XP/XPA	Pct.	Pts.	FG/FGA	Pct.	Long	Pts.	10-19	20-29	30-39	40-49	50+
2008	13/13	40/40	1.000	94	18-20	90.0	52	94	0/0	10/10	5/5	1/2	2/3
2009	12/12	48/48	1.000	90	14-16	87.5	51	90	1/1	3/4	6/7	3/3	1/1
totals	25/25	88/88	1.000	184	32-36	88.9	52	184	1/1	13/14	11/12	4/5	3/4

MATT BOSHER'S CAREER HIGHS

Field goals 3, 4 times (last vs. Clemson 2009)
Field goal attempts 3, four times (last vs. Clemson 2009)
Long field goal 52 (vs. Wake Forest 2008)
Extra points 7, twice (last vs. Virginia 2009)
Extra point attempts 7, twice (last vs. Virginia 2009)
Points 13, twice (last vs. Clemson 2009)
Punts 11 (vs. UCF 2008)
Punting yards 410 (vs. UCF 2008)
Average 51.7 (at Virginia Tech 2007)
Long 76 (at Duke 2008)
Kicks inside the 20 4, twice (last at Wake Forest 2009)
Touchbacks 4 (at Duke 2008)





45

RAMON BUCHANAN

Linebacker, 6-1, 215, Sophomore-1L
Melbourne, Fla. / Palm Bay HS



2009 (SOPHOMORE): Has 26 total tackles (19 solo, seven assists) ... Saw increased action at the outside linebacker position when Sean Spence missed time with an injury in late October, early November ... After recording just seven tackles in UM's first six games, tallied 19 over the last six contests ... Tallied a career-high six total tackles and had a quarterback hurry and a pass break-up in his only start of the season at North Carolina ... Also recorded five tackles versus Florida A&M and at USF in the regular season finale ... Averaged 4.6 tackles per contest over UM's last three road games (at Wake Forest, at UNC, at USF) ... Has 3.5 tackles for a loss and two pass break-ups on the year.

RAMON BUCHANAN'S CAREER STATISTICS

Year	GP/GS	TACKLES				QBPs	Sacks	FUMBLES			
		TT	UT	AT	TFL			FF	FR	PBU	Int
2008	9/0	6	5	1	0-0	0	0-0	0	0-0	0	0-0
2009	12/1	26	19	7	0-0	1	0-0	0	0-0	2	0-0
Totals	21/1	32	24	8	0-0	1	0-0	0	0-0	2	0-0

RAMON BUCHANAN'S CAREER HIGHS

Total tackles..... 6, (at North Carolina 2009)
Solo..... 4, (at North Carolina 2009)
Assists..... 2, (vs. FAMU, at North Carolina 2009)

47

LARON BYRD

Wide Receiver, 6-4, 215, Sophomore-1L
Hahnville, La. / Hahnville HS



2009 (SOPHOMORE): Second on team with 30 receptions and third with 431 receiving yards ... Started eight of 12 games for the Hurricanes ... Averaging 14.4 yards per catch ... Set a career-high with five catches for 83 yards including a career-long 40-yard grab for a touchdown against Georgia Tech ... Hauled in four catches for 58 yards at Virginia Tech ... Topped his career-high with 85 receiving yards on five catches at UCF ... Caught three passes for 56 yards against Virginia and added 61 receiving yards on four catches at North Carolina.

LARON BYRD'S CAREER STATISTICS

Year	GP/GS	RUSHING				RECEIVING					
		Att	Yards	Avg.	TD	No.	Yards	Avg.	TD	LG	
2008	13/3	0	0	0.0	0	0	21	228	10.9	4	26
2009	12/8	0	0	0.0	0	0	30	431	14.4	1	40
Totals	25/11	0	0	0.0	0	0	51	659	12.9	5	40

LARON BYRD'S CAREER HIGHS

Receptions..... 5, twice (Last at UCF 2009)
Receiving Yards..... 85 (at UCF 2009)
Receiving Touchdowns..... 1, 5 times (Last vs. Georgia Tech 2009)
Long Reception..... 40 (vs. Georgia Tech 2009)

87

JAKE BYRNE

Tight End/Long Snapper, 6-4, 215,
Senior-Walk On / Miami, Fla. / Gulliver Prep



2009 (SENIOR): Played in all 12 games serving as the long snapper on extra points and field goal attempts ... also saw time at tight end against Oklahoma, UCF, Florida A&M, Virginia, Duke and USF... Has served as Matt Boshers' long snapper on field goals and extra points the past two seasons making him part of Boshers' 88 consecutive PAT's, which is the best-mark in school history Boshers also has a streak of 12 consecutive field goals going entering the Champs Sports Bowl.

2008 totals: 13 games, 0 starts
2009 totals: 12 games, 0 starts
Career totals: 25 games, 0 starts

43

JOHN CALHOUN

Fullback, 6-3, 255, Sophomore-1L
Micco, Fla. / Sebastian River HS



2009 (SOPHOMORE): Played in all 12 games mainly on special teams, but saw more action at fullback towards the end of the season ... Carried once for six yards against Florida A&M ... Also has a catch for four yards against Florida A&M ... Has two kick returns for 17 yards, including a long of 16 yards against Duke.


JOHN CALHOUN'S CAREER STATISTICS

Year	GP/GS	RUSHING				RECEIVING					
		Att	Yards	Avg.	TD	No.	Yards	Avg.	TD	LG	
2009	12/0	1	6	6.0	0	6	1	4	4.0	0	4

37

JARED CAMPBELL

Defensive Back, 6-0, 205, Junior-2L
Aurora, Colo. / Overland HS



2009 (JUNIOR): Saw his first significant action as a defender in 2009, playing in all 12 games while starting six at safety ... Ranks second on the defense with five pass break-ups ... Has 28 tackles (18 solo, 10 assists) ... Tallied a career-high tying four tackles on three occasions (vs. Oklahoma, vs. Virginia, at North Carolina) ... Had a tackle for a loss versus USF and a quarterback hurry against UCF in Orlando ... Recorded three pass break-ups versus Virginia and two at UCF ... All four of his tackles at UNC were solo stops.

JARED CAMPBELL'S CAREER STATISTICS

Year	GP/GS	TACKLES				QBPs	Sacks	FUMBLES			
		TT	UT	AT	TFL			FF	FR	PBU	Int
2007	2/0	0	0	0	0-0	0	0-0	0	0-0	0	0-0
2008	1/0	0	0	0	0-0	0	0-0	0	0-0	0	0-0
2009	12/6	28	18	10	1-6	1	0-0	0	0-0	5	0-0
Totals	15/6	28	18	10	1-6	1	0-0	0	0-0	5	0-0

JARED CAMPBELL'S CAREER HIGHS

Total tackles..... 4, 3 times (Last at North Carolina 2009)
Solo..... 4, (at North Carolina 2009)
Assists..... 3, (vs. Oklahoma 2009)



32

LEE CHAMBERS

Running Back, 5-10, 192, Sophomore-1L
Coffeeville, Miss. / Coffeeville HS



2009 (SOPHOMORE): Played in eight games and has carried 42 times for 153 yards ... Had a career-high 16 carries against Florida A&M and a career-high 67 yards on 10 carries against Virginia ... Scored lone-touchdown (a two-yard run) against Florida A&M ... Has one reception for eight yards against Virginia ... Had an 11-yard kick return against Florida A&M ... Has four special team tackles.

LEE CHAMBERS' CAREER STATISTICS

Year	GP/GS	RUSHING				LG	RECEIVING				
		Att	Yards	Avg.	TD		No.	Yards	Avg.	TD	LG
2008	5/0	18	119	6.4	0	25	1	4	4.0	0	4
2009	8/0	42	153	3.6	1	20	1	8	8.0	0	8
Totals	13/0	60	272	4.5	1	25	2	12	6.0	0	8

Year	GP/GS	KICKOFF RETURNS				
		No	Yards	Avg	TD	LG
2007	4/0	2	36	18.0	0	28
2009	8/0	1	11	11.0	0	11
Totals	12/0	3	47	15.7	0	28

LEE CHAMBERS' CAREER HIGHS

Rushing Attempts 16 (vs. FAMU 2009)
Rushing Yards 67 (vs. Virginia 2009)
Long run 25 (vs. UCF 2008)

28

THEARON COLLIER

Wide Receiver, 5-9, 192, Sophomore-1L
Miami, Fla. / Booker T. Washington HS



2009 (SOPHOMORE): Played in 11 games with one start against Virginia Tech ... Has 13 receptions for 209 yards ... Matched a career-high four passes for a career-best 78 receiving yards at Wake Forest with a season-long 29 yard reception on fourth down on the game-winning drive ... Had three receptions for 36 yards against Clemson ... Returned a punt 61 yards for a touchdown against Florida A&M ... Had one of the most impressive punt returns by a Hurricane when he ran back a kick 60 yards for a touchdown against Duke ... First Hurricane to notch multiple punt returns for TD in a season since 2004 when Devin Hester recorded three and Roscoe Parrish had two ... Now tied for fourth place in school history alongside Parrish, Phillip Buchanon, Andy Sixkiller and Gordon Malloy ... Has 11 punt returns for 152 yards and two touchdowns ... Totaled 368 all-purpose yards (15 rushing, 209 receiving, 152 return).

THEARON COLLIER'S CAREER STATISTICS

Year	GP/GS	RUSHING				LG	RECEIVING				
		Att	Yards	Avg.	TD		No.	Yards	Avg.	TD	LG
2008	12/3	1	0	0.0	0	0	26	324	12.5	2	43
2009	11/1	3	7	2.3	0	15	13	209	16.1	0	29
Totals	23/4	4	7	1.8	0	15	39	533	13.7	2	43

Year	GP/GS	PUNT RETURNS				
		No	Yards	Avg.	TD	LG
2008	12/3	8	35	4.4	0	44
2009	11/1	11	152	13.8	2	61
Totals	23/4	19	187	9.8	2	61

THEARON COLLIER'S CAREER HIGHS

Receptions 4, three times (most recent at Wake Forest 2009)
Receiving Yards 78 (at Wake Forest 2009)
Receiving Touchdowns 1 (at Texas A&M 2008, vs. Cal 2008)
Long Reception 43 (at Virginia 2008)

2

GRAIG COOPER

Running Back, 6-0, 205, Junior-2L
Memphis, Tenn. / Melrose HS / Milford Prep



2009 (JUNIOR): Miami's rushing leader with 666 yards on 129 attempts and three touchdowns ... Played in 11 games with seven starts ... Moved into seventh place all-time in career rushing yards (2,189) ... Ranks seventh in the ACC in rushing ... Picked up sixth career 100-yard rushing game with career high 152 yards on 18 carries against Virginia ... Averages 5.2 yards per carry ... Leads the team with 1,333 all-purpose yards, which was fourth-best in the ACC ... Had a career-best 232 all-purpose yards in the season opener at Florida State including a career-high 177 yards on kick returns ... Gained 93 yards on 17 carries against Georgia Tech ... Rushed for 99 yards on 17 carries against Clemson ... Caught 18 passes for 132 yards and one touchdown during the regular season ... Leads the team in kick return yards (527) on 23 returns with a long of 63 yards against FSU.

GRAIG COOPER'S CAREER STATISTICS

Year	GP/GS	RUSHING				LG	RECEIVING				
		Att	Yards	Avg.	TD		No.	Yards	Avg.	TD	LG
2007	11/1	125	682	5.5	4	56	13	129	9.9	1	25
2008	13/11	171	841	4.9	4	51	29	113	3.9	1	11
2009	11/7	129	666	5.2	3	70	18	132	7.3	1	25
Totals	35/19	425	2189	5.2	11	70	60	374	6.2	3	25

Year	GP/GS	PUNT RETURNS				
		No	Yards	Avg.	TD	LG
2007	11/1	16	76	4.8	0	16
2008	13/11	3	90	30.0	1	66
2009	11/7	4	8	2.0	0	9
Totals	35/19	23	174	7.6	1	66

Year	GP/GS	KICK RETURNS				
		No	Yards	Avg.	TD	LG
2008	13/11	4	89	22.2	0	26
2009	11/7	23	527	22.9	0	63
Totals	24/18	27	616	22.8	0	63

GRAIG COOPER'S CAREER HIGHS

Rushing Attempts 24 (at Virginia 2008)
Rushing Yards 152 (vs. Virginia 2009)
Rushing Touchdowns 2 (at Texas A&M 2008)
Long run 70 (vs. Virginia 2008)
Receptions 7 (vs. Florida State 2008, at North Carolina 2009)
Receiving Yards 37 (at North Carolina 2009)
Receiving Touchdowns 1, three times (most recent vs. Florida State 2009)
Long Reception 25 (vs. Duke 2007, at North Carolina 2009)
100 Yard Rushing Games 152 (vs. Virginia 2009)
131 (at Virginia 2008)
128 (at Texas A&M 2008)
116 (vs. Marshall 2007)
110 (vs. North Carolina 2008)
101 (vs. Duke 2007)



18

DEDRICK EPPS

Tight End, 6-4, 253, Senior-3L
Richmond, Va. / Huguenot HS



2009 (SENIOR): Team's fifth-leading receiver with 247 yards on 19 carries in 11 games ... Has three touchdown catches (13-yard reception against Georgia Tech; 11-yard reception against Oklahoma; 33-yard reception against USF) ... Had a season-high 46 yards on two catches against Florida State... Has at least one catch in 10 of 12 games.

DEDRICK EPPS' CAREER STATISTICS

Year	RECEIVING					
	GP/GS	No.	Yards	Avg.	TD	LG
2006	6/1	0	0	0.0	0	0
2007	10/0	8	83	10.4	1	15
2008	12/10	22	304	13.8	2	69
2009	11/8	19	247	13.0	3	33
Totals	39/19	49	634	12.9	6	69

DEDRICK EPPS' CAREER HIGHS

Receptions 4, twice (at Georgia Tech 2008; at NC State 2008)
Receiving Yards..... 101 (at NC State 2008)
Receiving Touchdowns 1, 6 times (Last time at USF 2009)
Long Reception 69 (at NC State 2008)

61

JOEL FIGUEROA

Offensive Line, 6-5, 330, Junior-2L
North Miami, Fla. / North Miami HS



2009 (JUNIOR): Has graded out at 89 percent with 33 pancake blocks while starting eight of 11 games at right guard ... Best performances came against Georgia Tech (97 percent grade, five pancake blocks); Oklahoma (94 percent grade, four pancake blocks); Clemson (95 percent grade, three pancake blocks); Wake Forest (93 percent grade, four pancake blocks) and at USF (95 percent grade, 10 pancake blocks) ... Has helped a Miami offense rack up 4,950 yards (3,217 passing, 1,733 rushing), which is the most since the 2004 season (4,593 yards) as the Miami offense is in line to become just the eighth team in school history to gain 5,000 yards in a season.

2007 totals: 7 games, 0 starts
2008 totals: 13 games, 4 starts
2009 totals: 11 games, 8 starts
Career totals: 31 games, 12 starts

64

JASON FOX

Offensive Line, 6-7, 314, Senior-3L
Fort Worth, Texas / North Crowley HS




2009 ALL-ACC FIRST TEAM
2009 AP ALL-AMERICA HONORABLE MENTION

2009 (SENIOR): Named first team All-ACC and an honorable mention Associated Press All-American ... Two-time ACC Offensive Lineman of the Week after wins against Oklahoma and Virginia ... Thus far on the season, has graded out at 96 percent with 20 pancake blocks and four lumberjacks and has allowed just one sack on the season from his left tackle position ... Has helped a Miami offense rack up 4,549 yards (3,056 passing, 1,493 rushing), which is the most since the 2004 season (4,593 yards) as the Miami offense is in line to become just the eighth team in school history to gain 5,000 yards in a season ... Has graded out at 95 percent or higher 10 of the 11 games ... Best games came against Georgia Tech (97 percent grade, four pancake blocks; Oklahoma (99 percent grade, three pancake blocks); Wake Forest (96 percent grade, three pancake blocks); Virginia (98 percent, four pancake blocks); Duke (96 percent grade, three pancake blocks) and North Carolina (97 percent grade; two pancake blocks) ... Has started 11 games for Miami this season and has 47 career starts, which is the third-most all-time by a Miami player.

JASON FOX'S CAREER STATISTICS

2006 totals: 12 games, 12 starts
2007 totals: 12 games, 12 starts
2008 totals: 12 games, 12 starts
2009 totals: 11 games, 11 starts
Career totals: 47 games, 47 starts





74

ORLANDO FRANKLIN

Offensive Line, 6-7, 318, Junior-2L
Delray Beach, Fla. / Atlantic HS



2009 ALL-ACC HONORABLE MENTION

2009 (JUNIOR): Named ACC Offensive Lineman of the Week after his performance in the regular season finale at USF when he started at left tackle ... Has graded out at 95 percent with 51 pancake blocks and 13 lumberjacks in helping anchor the left side of the offensive line while starting all 11 games at left guard and one game at left tackle ... Picked up a career-high 10 pancake blocks and graded out at 96 percent in the win over Duke ... Also performed well against Georgia Tech (97 percent grade, eight pancake blocks, five lumberjacks); Wake Forest (97 percent grade, four pancake blocks); North Carolina (94 percent grade); Florida State (95 percent grade) and Oklahoma (93 percent grade, limited All-American DT Gerald McCoy to a half-tackle) ... Has helped a Miami offense rack up 4,950 yards (3,217 passing, 1,733 rushing), which is the most since the 2004 season (4,593 yards) as the Miami offense is in line to become just the eighth team in school history to gain 5,000 yards in a season.

2007 totals: 12 games, 3 starts
2008 totals: 13 games, 11 starts
2009 totals: 12 games, 12 starts
Career totals: 37 games, 26 starts



80

JIMMY GRAHAM

Tight End, 6-8, 260, Senior-HS
Goldsboro, N.C. / Charis Prep



2009 (SENIOR): Second on the team in touchdown receptions (5) after playing in all 12 games in his first season with the Hurricanes ... Has 14 catches for 183 yards, which is a 13.1 yards average per catch ... Caught a career-high five catches for 73 yards with a career-long 22-yard reception against Duke ... First three collegiate catches were touchdowns against Georgia Tech (14 yards), Oklahoma (18 yards) and Florida A&M (7 yards) ... Had two receptions for 42 yards at UCF ... Has three kick returns for 30 yards (7 yards at Wake Forest; 11 yards at North Carolina; 12 yards against Virginia).


JIMMY GRAHAM'S CAREER STATISTICS

Year	GP/GS	No.	Yards	Avg.	TD	LG
2009	12/1	14	183	13.1	5	22

24

CHAVEZ GRANT

Defensive Back, 5-11, 183, Senior-3L
Miami, Fla. / Booker T. Washington HS



2009 (SENIOR): Has played in all 12 games, garnering starts in wins over Florida State and Duke ... Recorded 10 tackles (eight solo) on the year ... Was awarded the Community Service Man of the Year Award (along with fellow DB Ryan Hill) at the team's annual awards banquet on Dec. 6 ... Tallied a season-high three tackles (all solo) in win over Duke ... Had a pass break-up against Virginia Tech, Virginia and USF ... Had two total tackles and a half a tackle for a loss in season-opening win at Florida State ... Serves as one of three team captains (along with LT Jason Fox and SS Randy Phillips).

CHAVEZ GRANT'S CAREER STATISTICS

Year	GP/GS	TACKLES					QBPs	Sacks	FUMBLES			Int
		TT	UT	AT	TFL	FF			FR	PBU		
2006	12/5	24	15	9	2-3	1	0-0	1	1-8	3	1-0	
2007	12/5	26	21	5	1-1	1	0-0	0	0-0	2	1-43	
2008	13/7	25	22	3	1.5-2	0	0-0	1	0-0	6	0-0	
2009	12/2	10	8	2	0.5-3	0	0-0	0	0-0	3	0-0	
Totals	49/19	85	66	19	5-9	2	0-0	2	1-8	14	2-43	

Additional statistics: 3 punt returns for 12 yards in 2006, 1 punt return for 11 yards in 2007

CHAVEZ GRANT'S CAREER HIGHS

Total tackles 6 (at Boston College 2007)
Solo 6 (at Boston College 2007)
Interceptions 1, twice (vs. FIU 2007; Nevada 2006)



66

HARLAND GUNN

Offensive Line, 6-2, 315, Sophomore-1L
Omaha, Neb./ Central HS



2009 (SOPHOMORE): Has started five of 12 games at right guard ... Started against FSU and played 44 snaps ... Played 31 snaps against Georgia Tech ... Played a season-high 73 snaps against UCF ... Also significant playing time against Florida A&M (26 snaps) ... One of his best games was against Virginia when he played 33 snaps and graded out at 94 percent.

2009 totals: 11 games, 5 starts

85

LEONARD HANKERSON

Wide Receiver, 6-3, 215, Junior-2L
Ft. Lauderdale, Fla. / St. Thomas Aquinas HS



2009 (JUNIOR): Leads Miami with a career-high 773 receiving yards on a team-high 44 receptions ... Also the team leader with six receiving touchdowns ... Started 11 of 12 games and was only Hurricane receiver with a catch in all 12 games ... Has a catch of 20 or more yards in 11 of 12 games which includes three touchdown grabs of 20-plus yards ... Had 645 receiving yards in ACC games which is the second-most in the ACC ... Fifth-most receiving yards in the ACC with 773 yards ... Hauled in a career-high eight catches for a career-high 143 yards against Duke and also had seven catches for 92 yards at North Carolina, five catches for 97 yards at Wake Forest, five catches for 87 yards against Clemson, three catches for 79 yards at Virginia Tech and four catches for 72 yards at Florida State ... His 773 receiving yards are the most by a Hurricane receiver since Andre Johnson (1,092) in 2002 ... Averaging 17.6 yards per catch ... Has 60 or more receiving yards in seven of 12 games ... Has touchdown catches against Florida A&M, UCF, Clemson, Virginia, Duke and USF ... Had a catch of 30 or more yards in eight of 12 games including a career-long 52-yarder against Duke.

LEONARD HANKERSON'S CAREER STATISTICS

Year	GP/GS	No.	Yards	Avg.	TD	LG
2007	7/2	6	63	10.5	1	24
2008	8/2	11	140	12.7	2	41
2009	12/11	44	773	17.6	6	52
Totals	27/15	61	976	16.0	9	52

LEONARD HANKERSON'S CAREER HIGHS

Receptions 8, (vs. Duke 2009)
Receiving Yards 143 (vs. Duke 2009)
Receiving Touchdowns 1, nine times (Last at USF 2009)
Long Reception 52 (vs. Duke 2009)

1

BRANDON HARRIS

Defensive Back, 5-11, 195, Sophomore-1L
Miami, Fla. / Booker T. Washington HS



2009 ALL-ACC FIRST TEAM
SECOND TEAM SI.COM ALL-AMERICAN
THIRD TEAM ASSOCIATED PRESS ALL-AMERICAN
FOURTH TEAM PHIL STEELE ALL-AMERICAN

2009 (SOPHOMORE): Leads the ACC and ranks fourth nationally in averaging 1.33 passes defended per contest ... Tied for third nationally with 14 pass break-ups ... Named All-ACC First Team by the Atlantic Coast Sports Media Association, ESPN.com, Rivals.com and Phil Steele ... Named one of 12 national semifinalists for the Jim Thorpe Award ... Ranks third on UM's defense with 52 total tackles ... One of two 'Cane defenders (along with Randy Phillips) with two interceptions on the year ... Has 6.0 tackles for a loss this season, including a sack and a forced fumble in win over Oklahoma ... One of three 'Canes with two forced fumbles ... Selected ACC Defensive Back of the Week after tallying a game- and career-high nine tackles (three solo) in addition to breaking up two passes – including one in the end zone with nine seconds remaining – in win at Florida State ... Had a career-high five pass break-ups and an interception against Florida A&M ... Recorded his second interception of the season in the regular season finale at USF ... Averaged 6.0 tackles and a pass break-up in three road trips in the state of Florida.

BRANDON HARRIS' CAREER STATISTICS

Year	GP/GS	TACKLES					QBPs	Sacks	FUMBLES			Int
		TT	UT	AT	TFL	FF			FR	PBU		
2008	13/6	30	22	8	2-11	0	1-7	0	0-0	3	1-25	
2009	12/12	52	37	15	6-12	0	1-5	2	0-0	14	2-10	
Totals	25/18	82	59	23	8-23	0	2-12	2	0-0	17	3-35	

KICK RETURNS

Year	GP/GS	No	Yards	Avg.	TD	LG
2008	13/6	13	274	21.1	0	41
2009	12/12	2	63	31.5	0	37
Totals	25/18	15	337	24.5	0	41

BRANDON HARRIS' CAREER HIGHS

Total tackles 9, (at Florida State 2009)
Solo 6 (at Wake Forest 2009)
Assists 6, (at Florida State 2009)
Interceptions 1, three times (at NC State 2008, vs. FAMU, at USF 2009)





12

JACORY HARRIS

Quarterback, 6-4, 190, Sophomore-1L
Miami, Fla. / Northwestern HS



2009 (SOPHOMORE): First QB since Ken Dorsey in 2002 to throw for 3,000 yards in a season and seventh Miami quarterback with 3,000 yards passing in a single season ... Semifinalist for the Davey O'Brien Quarterback Award ... Recognized as the ACC Offensive Back of the Week four times in 2009 – after wins over Florida State, Georgia Tech, Wake Forest and Duke ... Four 300 yard passing games including three times in the last five games ... Has completed 226 of 377 passes for 3,164 yards and 23 touchdowns and has a 59.9 completion percentage ... Ranks 32nd nationally in passing efficiency (141.6) and fifth in the ACC ... His 3,164 yards are the second-most by an ACC quarterback this season and he ranks third in the conference in passing avg/game (263.7), fifth in total offense (245.5) and fifth passing efficiency (141.6) ... In Miami's single season record book, he currently ranks seventh in pass completions (226), eighth in passing yards (3,164), ninth in touchdown passes (23) and eighth in total offense (2,946) ... His career-best 28 pass completions against UNC tied for the 10th-most in a single-game while his 386 passing yards against Florida State were the 10th most in a single game.

JACORY HARRIS' CAREER STATISTICS

Year	G/S	PASSING					RUSHING				
		Att-Com-Int	Pct.	Yards	TD	LG	Att	Yards	Avg.	TD	LG
2008	13/2	194-118-7	60.8	1195	12	41	45	101	2.2	2	30
2009	12/12	377-226-17	59.9	3164	23	69	39	-218	-5.6	1	7
Totals	25/14	571-344-24	60.2	4359	35	69	84	-117	-1.4	3	30

JACORY HARRIS' CAREER HIGHS

Attempts 50 (at North Carolina 2009)
 Completions 28 (at North Carolina 2009)
 Yards Passing 386 (at Florida State 2009)
 Touchdown Passes 4 (at Duke 2008)
 Interceptions 4 (at North Carolina 2009)
 Rushes 10 (at Duke 2008)
 Rushing Yards 53 (at Duke 2008)
 Long Rush 30 (vs. Charleston Southern 2008)

19

A.J. HIGHSMITH

Quarterback, 6-0, 195, Freshman-HS
Fort Bend, Texas/Hightower HS



2009 (FRESHMAN): True freshman quarterback, who has played in three games ... Has completed 4-of-6 passes for 53 yards including his first career touchdown to Kendal Thompkins from 15 yards out against Virginia ... Completed 3-of-3 passes for 38 yards against Florida A&M.

A.J. HIGHSMITH'S CAREER STATISTICS

Year	G/S	PASSING					RUSHING				
		Att-Com-Int	Pct.	Yards	TD	LG	Att	Yards	Avg.	TD	LG
2009	3/0	6-4-0	66.7	53	1	29	1	-2	-2.0	0	0

A.J. HIGHSMITH'S CAREER HIGHS

Attempts 3, twice (Last vs. Virginia 2009)
 Completions 3 (vs. Florida A&M 2009)
 Yards Passing 38 (vs. Florida A&M 2009)
 Touchdown Passes 1 (vs. Virginia 2009)

92

JOSH HOLMES

Defensive Line, 6-0, 279, Junior-2L
San Diego, Calif. / Point Loma HS



2009 (JUNIOR): Started eight of his 11 games played at the defensive tackle position ... Ranks fourth among all UM defensive linemen with 21 total tackles (12 solo, nine assists) ... Tied for fifth on the team with 6.0 tackles for a loss ... Tallied a career-highs for total tackles (5) and tackles for a loss (2.0) in win at Wake Forest ... Recorded four total tackles (all solo) and a tackle for a loss in win over Duke ... Recorded his lone sack of the year at North Carolina ... Recovered a fumble in the season-opening win at Florida State and had a quarterback hurry in win over then-No. 8 Oklahoma ... After tallying six tackles over the first six games, recorded 15 over the final six.

JOSH HOLMES' CAREER STATISTICS

Year	GP/GS	TACKLES					QBH	Sacks	FUMBLES			Int
		TT	UT	AT	TFL	FF			FR	PBU		
2006		Did not play – Redshirt season										
2007	2/0	3	1	2	1-1	1	0-0	0	0-0	0	0-0	
2008	6/0	7	4	3	1.5-3	1	1-1	0	0-0	0	0-0	
2009	11/8	21	12	9	6.0-23	1	1-5	0	1-0	0	0-0	
Totals	19/8	31	17	14	8.5-27	3	2-6	0	1-0	0	0-0	

JOSH HOLMES' CAREER HIGHS

Total tackles 5 (at Wake Forest 2009)
 Solo 4 (vs. Duke 2009)
 Assists 3 (at Wake Forest 2009)

34

C.J. HOLTON

Linebacker, 6-1, 215, Freshman-RS
Crawfordville, Fla. / Wakulla HS



2009 (FRESHMAN): Played in 11 games as a special teams contributor ... Recorded two tackles in wins over Oklahoma, Florida A&M and USF ... Has seven tackles (four solo, three assists).

C.J. HOLTON'S CAREER STATISTICS

Year	GP/GS	TACKLES					QBH	Sacks	FUMBLES			Int
		TT	UT	AT	TFL	FF			FR	PBU		
2009	11/0	7	4	3	0-0	0	0-0	0	0-0	0	0-0	

63

TYLER HORN

Offensive Line, 6-4, 300, Sophomore-1L
Memphis, Tenn. / University HS



2009 (SOPHOMORE): Played in six games and saw time at center against Florida A&M, UCF, Virginia and USF.

2009 totals: 6 games, 0 starts



60

CHRIS IVORY

Long Snapper, 6-2, 228, Sophomore-1L
Ocala, Fla. / Belleview HS




2009 (SOPHOMORE): Walk-on who handled long snapping duties for punts in all 12 games ... Recipient of the Albert Bentley Most Valuable Walk-On Award for the second time in three years - first time as a redshirt freshman in 2007.

2008 totals: 12 games, 0 starts
2009 totals: 12 games, 0 starts
Career totals: 24 games, 0 starts

22

MIKE JAMES

Running Back, 5-11, 220, Freshman-HS
Hanies City, Fla. / Ridge Community HS



2009 (FRESHMAN): Played in all 12 games for the Hurricanes, spending the majority of the season playing fullback ... Carried 15 times for 46 yards and one touchdown ... Averaging 3.8 yards per carry ... Also has 15 receptions for 105 yards ... Had a career-high four rushes against Florida A&M and Virginia ... Carried four times for 18 yards in win over Virginia ... Had three receptions for 26 yards with a season-long 17 yarder in win over Florida A&M ... Also returned kicks and had 17 returns for 363 yards including a 40-yard return against Georgia Tech and 41 yard return against Florida A&M ... Had three returns for 75 yards at Wake Forest and four returns for 82 yards at North Carolina.

MIKE JAMES' CAREER STATISTICS

Year	GP/GS	RUSHING					RECEIVING				
		Att	Yards	Avg.	TD	LG	No.	Yards	Avg.	TD	LG
2009	12/6	15	46	3.1	1	11	15	105	7.0	1	17

5

JAVARRIS JAMES

Running Back, 6-0, 208, Senior-3L
Immokalee, Fla. / Immokalee HS



2009 (SENIOR): Third-leading rusher on the team with 491 yards on 99 carries in 11 games ... Averaging 5.0 yards per carry with with six touchdowns ... Set a new career-high with 150 yards on 15 carries with a season-long 50-yard rush in win over Oklahoma ... Carried 14 times for 72 yards and a TD against Georgia Tech ... Rushed 17 times for 65 yards at UCF ... Scored a pair of touchdowns at USF and carried 11 times for 37 yards ... Has 83 receiving yards on 11 catches ... Moved into sixth place all-time in career rushing yards (2,161) ... Moved into third place all-time in career rushing attempts with 501.

JAVARRIS JAMES' CAREER STATISTICS

Year	GP/GS	RUSHING					RECEIVING				
		Att	Yards	Avg.	TD	LG	No.	Yards	Avg.	TD	LG
2006	13/10	175	802	4.7	4	62	17	200	11.8	1	25
2007	12/12	159	582	3.7	4	23	14	100	7.1	0	15
2008	9/1	68	286	4.2	4	13	11	118	10.7	0	20
2009	11/7	99	491	5.0	6	50	11	83	7.5	0	20
Totals	45/30	501	2161	4.3	18	62	53	501	9.5	1	25

JAVARRIS JAMES' CAREER HIGHS

Rushing Attempts 22 (at Maryland 2006)
Rushing Yards 150 (vs. Oklahoma 2009)
Rushing Touchdowns 2, 3 times (Last at USF 2009)
Long Run 62 (vs. North Carolina 2006)
Receptions 4, twice (vs. Boston College 2006; vs. NC State 2008)
Receiving Yards 35 (vs. NC State 2008)
Receiving Touchdowns 1 (vs. Florida A&M 2006)
Long Reception 25 (at Louisville 2006)
Other 100 Yard Rushing Games 150 (vs. Oklahoma 2009)
..... 103 (vs. NC State 2007)
..... 111 (vs. North Carolina 2006)
..... 113 (vs. Georgia Tech 2006)

4

ALDARIUS JOHNSON

Wide Receiver, 6-3, 208, Sophomore-1L
Miami, Fla. / Northwestern HS



2009 (SOPHOMORE): Played in nine games and caught 16 passes for 276 yards ... Averaging 17.2 yards per catch ... Had a season-high 74 receiving yards on three catches - including a 35-yard TD reception at Wake Forest ... Had a season-high four catches for 45 yards against Oklahoma ... Had three catches for 48 yards at Florida State and two catches for 31 yards against Florida A&M.

ALDARIUS JOHNSON'S CAREER STATISTICS

Year	GP/GS	No.	Yards	Avg.	TD	LG
2008	12/8	31	332	10.7	3	29
2009	9/1	16	276	17.2	1	35
Totals	21/9	47	608	12.9	4	35

ALDARIUS JOHNSON'S CAREER HIGHS

Receptions 8 (at Duke 2008)
Receiving Yards 84 (at Duke 2008)
Receiving Touchdowns 1, four times (most recent, at Wake Forest 2009)
Long Reception 35 (at Wake Forest, 2009)



23

TERVARIS JOHNSON

Tight End, 6-3, 240, Senior-3L
Miami, Fla./ Monsignor Pace HS



2009 (SENIOR): Started six of 12 games for the Hurricanes playing his first season at tight end ... Caught eight passes for 94 yards and two touchdowns ... First career reception came against Georgia Tech ... Caught his first career TD at Wake Forest – a two-yard grab that help Miami rally to a 28-27 win ... Had two receptions for a career-high 26 yards against Virginia ... Had a career-long 28-yard reception at USF ... Had two receptions for 14 yards and a touchdown against Duke.

TERVARIS JOHNSON'S CAREER STATISTICS

Year	GP/GS	No. Yards	Avg.	TD	LG
2009	12/6	8 94	11.8	2	28

Year	GP/GS	TACKLES				QB	Sacks	FUMBLES			Int
		TT	UT	AT	TFL			FF	FR	PBU	
2006	12/0	0	0	0	0-0	0	0-0	0	0-0	0	0-0
2007	11/0	0	0	0	0-0	0	0-0	0	0-0	0	0-0
2008	12/0	2	0	2	0-0	0	0-0	0	0-0	0	0-0
Totals	35/0	2	0	2	0-0	0	0-0	0	0-0	0	0-0

91

JOE JOSEPH

Defensive Line, 6-3, 304, Senior-3L
Orlando, Fla. / Oak Ridge HS



2009 (SENIOR): Ranks second among all UM defensive linemen with 28 total tackles ... Has 5.5 tackles for a loss on the year ... Recorded season-highs for tackles (6) and tackles for a loss (3.5) versus Florida A&M ... Had five tackles at Virginia Tech and four in win over then-No. 8 Oklahoma ... Was awarded the Melching Leadership Award (along with RB Javarris James) at the team's annual awards banquet on Dec. 6 ... Recovered a fumble against the Sooners ... Named Third Team All-ACC by Phil Steele ... Played in all 12 regular season games, starting 10 at the defensive tackle position.

JOE JOSEPH'S CAREER STATISTICS

Year	GP/GS	TACKLES				QB	Sacks	FUMBLES			Int
		TT	UT	AT	TFL			FF	FR	PBU	
2006	1/0	0	0	0	0-0	0	0-0	0	0-0	0	0-0
2007	10/5	25	7	18	2-4	6	0.5-3	0	0-0	0	0-0
2008	13/9	17	11	6	4.5-9	2	1.0-1	0	0-0	1	0-0
2009	12/10	28	12	16	5.5-13	0	0-0	0	0-0	0	0-0
Totals	36/24	70	30	40	13-26	8	1.5-4	0	0-0	1	0-0

JOE JOSEPH'S CAREER HIGHS

Total tackles..... 9 (at Florida State 2007)
Solo..... 4, twice (at Florida State 2007; at Georgia Tech 2008)
Assists..... 5 (at Florida State 2007)



98

JEREMY LEWIS

Defensive Line, 6-3, 310, Sophomore-1L
W. Palm Beach, Fla. / Palm Beach Lakes HS



2009 (SOPHOMORE): Played in seven games at defensive tackle ... Recorded three tackles (two vs. UNC, one at UCF) on the year ... Had a pass break-up in win over Virginia.

JEREMY LEWIS' CAREER STATISTICS

Year	GP/GS	TACKLES				QBH	Sacks	FUMBLES			Int
		TT	UT	AT	TFL			FF	FR	PBU	
2009	7/0	3	2	1	0-0	0	0-0	0	0-0	0	0-0




44

COLIN McCARTHY

Linebacker, 6-3, 242, Junior-2L

Clearwater, Fla. / Clearwater Central Catholic HS



2009 ALL-ACC SECOND TEAM

2009 (JUNIOR): Ranks second on UM's defense in total tackles (88) and unassisted tackles (49) ... Also ranks second among all Hurricane defenders with 9.5 tackles for a loss this year ... Ranked third among all ACC defenders with a 8.6 tackle per game average in league play ... Named to the All-ACC Second Team by the Atlantic Coast Sports Media Association and after ranking 10th in the league with a 7.2 tackle per game average overall ... Also named to Third Team All-ACC by Phil Steele ... Recorded double-digit tackles on four occasions, including a career-high tying 13 at Virginia Tech and at North Carolina ... Also recorded 11 stops in back-to-back weeks versus Clemson and at Wake Forest ... Recorded his second career interception in win over UCF in Orlando ... Played in all 12 games and started nine ... Was awarded the Training Room Comeback Player of the Year (along with TE Dedrick Epps) at the team's annual awards banquet on Dec. 6 ... Recorded his only sack of the season in the regular season finale at USF ... Tallied a season-high nine solo stops at UNC ... Forced a fumble and had a season-high 2.5 tackles for a loss against Clemson ... Leads the team with 39 assisted stops.

COLIN McCARTHY'S CAREER STATISTICS

Year	GP/GS	TACKLES					QBH	Sacks	FUMBLES			Int
		TT	UT	AT	TFL	FF			FR	PBU		
2006	9/0	2	1	1	0-0	0	0-0	0	0-0	0	0-0	
2007	11/10	74	50	24	12-44	3	2-11	1	1-27	3	1-30	
2008	4/4	18	10	8	1.0-6	0	0.5-5	1	0-0	0	0-0	
2009	12/9	88	49	39	9.5-26	0	1-12	1	0-0	1	1-9	
Totals	36/23	182	110	72	22.5-76	3	3.5-28	3	1-27	4	2-39	

Additional statistics: 1 blocked punt in 2006

COLIN McCARTHY'S CAREER HIGHS

Total tackles 13 (at Virginia Tech, at North Carolina 2009)
 Solo 9 (at North Carolina 2009)
 Assists 9 (at Virginia Tech 2009)



21

BRANDON McGEE

Defensive Back, 6-0, 190, Freshman-HS
Plantation, Fla. / Plantation HS



2009 (FRESHMAN): One of three true freshmen (along with FB Mike James and DE Olivier Vernon) to play in double-digit games for the Hurricanes this season ... Played in 10 games on special teams and as a reserve defensive back ... Recorded a tackle against Georgia Tech and at North Carolina.

BRANDON MCGEE'S CAREER STATISTICS

Year	GP/GS	TACKLES				QBH	Sacks	FUMBLES			Int
		TT	UT	AT	TFL			FF	FR	PBU	
2009	10/0	2	0	2	0-0	0	0-0	0	0-0	0	0-0

38

CORY NELMS

Defensive Back, 6-1, 195, Junior
Neptune, N.J. / Neptune HS



2009 (JUNIOR): Special teams standout who has seven tackles on the year ... Played in 11 games ... Recorded two tackles at UCF and at USF ... Had a momentum-changing tackle in kick-off coverage in win over then-No. 8 Oklahoma ... Was awarded the Defensive Scout Team Player of the Year at the team's annual awards banquet on Dec. 6.

CORY NELMS' CAREER STATISTICS

Year	GP/GS	TACKLES				QBH	Sacks	FUMBLES			Int
		TT	UT	AT	TFL			FF	FR	PBU	
2009	11/0	7	4	3	0-0	0	0-0	0	0-0	0	0-0

94

ERIC MONCUR

Defensive Line, 6-2, 250, Senior-3L
Miami, Fla. / Carol City HS



2009 (SENIOR): Contributed early on before battling through injuries most of the season ... Tallied a season-high five tackles in win over then-No. 8 Oklahoma ... Also recorded three stops in win over eventual ACC Champion Georgia Tech ... Hasn't played since seeing limited action versus Clemson on Oct. 24 ... Recorded his only sack of the year in win over Florida A&M ... Has 10 tackles on the year ... Also had a quarterback hurry against the Sooners.

ERIC MONCUR'S CAREER STATISTICS

Year	GP/GS	TACKLES				QBH	Sacks	FUMBLES			Int
		TT	UT	AT	TFL			FF	FR	PBU	
2004	Did not play - Redshirt season										
2005	11/2	22	12	10	3-5	9	1-2	0	2-0	0	0-0
2006	11/3	24	14	10	2-10	9	1-9	0	1-2	2	0-0
2007	10/8	48	26	22	11.5-51	13	6-30	0	0-0	2	0-0
2008	4/3	6	4	2	2.5-19	4	2-19	1	0-0	0	1-4
2009	5/-	10	4	6	1.0-10	1	1-10	0	0-0	0	0-0
Totals	41/16	110	60	50	20-95	36	11-70	1	3-2	4	1-4

ERIC MONCUR'S CAREER HIGHS

Total tackles 10 (vs. Duke 2007)
Solo 6 (vs. Louisiana State 2005)
Assists 6 (vs. Duke 2007)

17

MATT PERRELLI

Quarterback/Holder, 6-3, 240, Senior-2L
Jupiter, Fla. / Jupiter HS



2009 (SENIOR): Played in all 12 games serving as the holder on extra points and field goal attempts ... Has served as Matt Boshers' holder on field goals and extra points the past two seasons making him part of Boshers' 88 consecutive PAT's, which is the third-best-mark in school history Boshers also has a streak of 12 consecutive field goals going into the Champs Sports Bowl.

2006 totals: 13 games, 0 starts

2008 totals: 13 games, 0 starts

2009 totals: 11 games, 0 starts

Totals: 37 games, 0 starts

STATISTICS: 1 completion in 1 pass attempt for 3 yards; 1 rush for 1 yard and 1 touchdown in 2006



6

RANDY PHILLIPS

Defensive Back, 6-1, 210, Senior-3L
Belle Glade, Fla. / Glades Central HS



2009 ALL-ACC HONORABLE MENTION

2009 (SENIOR): Ranks fourth on the UM defense with 46 tackles despite missing three games with an injury mid-way through the season ... One of two Hurricanes (along with Brandon Harris) to record two interceptions ... Ranks 36th in the ACC with a 5.1 tackle per game average ... Named Third Team All-ACC by Phil Steele ... Was awarded the Plumer Award for Leadership, Motivation and Spirit as well as the Hurricane Media "Good Guy" Award (along with QB Jacory Harris) at the team's annual awards banquet on Dec. 6 ... Recorded five or more tackles in seven of his nine games played, including in each of Miami's first five games on the year ... Tied for fourth in the ACC with 0.22 fumble recoveries per game ... Recovered a fumble in each of Miami's last two games (vs. Duke, at USF) ... Collected interceptions at FSU and against Clemson (both coming in end zone) ... Tied a career-high with six solo stops at UNC ... Serves as one of three team captains (along with LT Jason Fox and DB Chavez Grant).

RANDY PHILLIPS' CAREER STATISTICS

Year	GP/GS	TACKLES				QB	Sacks	FUMBLES			
		TT	UT	AT	TFL			FF	FR	PBU	Int
2005	8/0	11	10	1	1-3	0	0-0	1	1-5	1	1-55
2006	12/8	30	22	8	0-0	1	0-0	0	0-0	11	1-15
2007	12/4	34	21	13	2-3	0	0-0	2	1-0	3	3-80
2008	2/1	2	1	1	1-3	0	0-0	0	0-0	0	0-0
2009	9/6	46	31	15	0-0	0	0-0	0	2-0	1	2-0
Totals	43/19	123	85	38	4-9	1	0-0	3	4-5	16	7-126

RANDY PHILLIPS' CAREER HIGHS

Total tackles 8 (vs. Marshall 2007)
Solo tackles 6, 3 times (Last at North Carolina 2009)
Assists 4 (at Virginia Tech 2009)
Interceptions 2 (at Florida State 2007)

65

MATT PIPHO

Offensive Lineman, 6-7, 307, Senior-3L
LaPorte City, Iowa / Union HS



2009 (SENIOR): As a first-time starter, has graded out at 90 percent with 17 pancake blocks while starting all 12 games and playing 98 percent of the snaps at right tackle ... Best performances came against North Carolina (95 percent grade); Duke (96 percent grade) and USF (95 percent) ... Has helped a Miami offense rack up 4,950 yards (3,217 passing, 1,733 rushing), which is the most since the 2004 season (4,593 yards) as the Miami offense is in line to become just the eighth team in school history to gain 5,000 yards in a season.

2006 totals: 12 games, 0 starts
2007 totals: 1 game, 0 starts
2008 totals: 13 games, 0 starts
2009 totals: 12 games, 12 starts
Career totals: 38 games, 12 starts



96

CURTIS PORTER

Defensive Line, 6-1, 315, Freshman-HS
Charlotte, N.C. / Victory Christian HS



2009 (FRESHMAN): True freshman that played in seven of UM's final eight games at the defensive tackle position ... Recorded a tackle against Wake Forest, Virginia, North Carolina and USF ... Also had a tackle for a loss against the Tar Heels.

CURTIS PORTER'S CAREER STATISTICS

Year	GP/GS	TACKLES					Sacks	FUMBLES			
		TT	UT	AT	TFL	QBH		FF	FR	PBU	Int
2009	7/0	4	2	2	1.0-4	0	0-0	0	0-0	0	0-0

36

KYLAN ROBINSON

Linebacker, 6-1, 235, Junior-2L
Anchorage, Alaska, Tampa (Fla.) Chamberlain HS



2009 (JUNIOR): Played in all 12 games as a special teams contributor ... Recorded his only tackle in win over Florida A&M.

KYLAN ROBINSON'S CAREER STATISTICS

Year	GP/GS	TACKLES					Sacks	FUMBLES			
		TT	UT	AT	TFL	QBH		FF	FR	PBU	Int
2008	7/0	3	2	1	0.5-1	0	0-0	0	0-0	0	0-0
2009	12/0	1	0	1	0-0	0	0-0	0	0-0	0	0-0
Totals	19/0	4	2	2	0.5-1	0	0-0	0	0-0	0	0-0

54

MICANOR REGIS

Defensive Lineman, 6-3, 300, Sophomore-1L
Pahokee, Fla., Pahokee HS



2009 (SOPHOMORE): Played in all 12 games as reserve at defensive tackle ... Tallied 17 total tackles and 3.0 tackles for a loss on the year ... Recorded his first career interception in home win over Virginia ... Forced a fumble against UCF in Orlando ... Had a half a sack in win over eventual ACC Champion Georgia Tech ... Recorded two solo tackles in win over then-No. 8 Oklahoma.

MICANOR REGIS' CAREER STATISTICS

Year	GP/GS	TACKLES					Sacks	FUMBLES			
		TT	UT	AT	TFL	QBH		FF	FR	PBU	Int
2008	10/0	10	7	3	.5-2	2	0-0	0	0-0	0	0-0
2009	12/0	17	5	12	3-6	1	0.5-2	1	0-0	0	1-2
Totals	22/0	27	12	15	3.5-8	3	0.5-2	1	0-0	0	1-2

MICANOR REGIS' CAREER HIGHS

Total tackles 3, four times (most recent vs. FAMU 2009)
Solo 3, twice (vs. Charleston Southern; vs. Duke 2008)
Assists 3, (at Virginia Tech 2009)

56

MARCUS ROBINSON

Defensive Lineman, 6-1, 237, Sophomore-1L
Homestead, Fla., Homestead HS



2009 (SOPHOMORE): Ranks second on the UM defense with four sacks this season ... Leads the defense with three quarterback hurries ... Returned a fumble against Clemson 53 yards for his first career touchdown ... Tied for fifth on the defense with 6.0 tackles for a loss this year ... One of three 'Canes (along with Brandon Harris and Allen Bailey) to force two fumbles this season ... Played in all 12 games, garnering six starts ... Has 17 total tackles (nine solo, eight assists) ... Recorded a season-high four total tackles in win over Florida A&M.

MARCUS ROBINSON'S CAREER STATISTICS

Year	GP/GS	TACKLES					Sacks	FUMBLES			
		TT	UT	AT	TFL	QBH		FF	FR	PBU	Int
2008	12/5	35	24	11	9-37	8	4-24	0	0-0	1	0-0
2009	12/6	17	9	8	6-38	3	4-35	2	1-53	0	0-0
Totals	24/11	52	33	19	15-75	11	8-59	2	1-53	1	0-0

MARCUS ROBINSON'S CAREER HIGHS


Total tackles 10 (at NC State 2008)
Solo 6 (at Georgia Tech 2008; vs. Virginia Tech 2008)
Assists 5 (at NC State 2008)
Sacks 3 (vs. Virginia Tech 2008)



50

DARRYL SHARPTON

Linebacker, 6-0, 235, Senior-3L
Coral Gables, Fla. / Coral Gables HS



2009 ALL-ACC SECOND TEAM

2009 (SENIOR): Leads the 'Canes in unassisted tackles (55) and total tackles (91) ... Played in all 12 regular season games and started 11 (all at middle linebacker) ... Named to the All-ACC Second Team by the Atlantic Coast Sports Media Association and Phil Steele after ranking seventh in the league with a 7.6 tackle per game average on the year ... Averaging 11.0 tackles per game over the last three contests (at UNC, vs. Duke, at USF) ... Earned ACC Defensive Lineman of the Week in the final two weeks of the regular season ... Ranks third on the defense with 7.0 tackles for a loss and second in assisted tackles (36) ... Needs nine total tackles in the Champs Sports Bowl to become the first UM defender with 100 tackles since Tavares Gooden tallied 119 in 2007 ... Awarded the Jack Harding MVP Award (along with LT Jason Fox) at the team's annual awards banquet on Dec. 6 ... Also garnered the Hard Hitter Award at the banquet ... Recorded his first career touchdown on a 73-yard interception return for a touchdown against Duke on Senior Day on Nov. 21 Has recorded double-digit tackles on four occasions, including a career-high tying 12 in each of Miami's last two regular season games (vs. Duke, at USF) ... Tallied a career-high 11 solo stops against the Blue Devils – the highest single-game total for a UM defender this season ... Also recorded double-digit total tackles at UCF (11) and versus Clemson (10) ... Forced a fumble at USF in the regular season finale ... Had three pass break-ups on the season (two at Wake Forest, one vs. Duke) ... Averaged 8.0 tackles per game on the road (9.0 per game on the road in the state of Florida) ... Ranked 10th in the ACC with a 7.5 tackle-per-game average against ACC opponents ... Was a member of the Butkus Award Preseason Watch List..

DARRYL SHARPTON'S CAREER STATISTICS

Year	GP/GS	TACKLES						FUMBLES			
		TT	UT	AT	TFL	QBH	Sacks	FF	FR	PBU	Int
2005	3/0	0	0	0	0-0	0	0-0	0	0	0	0-0
2006	12/5	41	26	15	4-14	4	1-10	0	0-0	3	0-0
2007	11/5	57	36	21	6-11	1	0-0	0	0-0	2	0-0
2008	13/10	58	33	25	6-24	5	1.5-14	0	1-0	2	0-0
2009	12/11	91	55	36	7-14	1	0-0	1	0-0	3	1-73
Totals	51/31	247	150	97	23-63	11	2.5-24	1	1-0	10	1-73

DARRYL SHARPTON'S CAREER HIGHS

Total tackles 12, three times (Last at USF 2009)
Solo 11 (vs. Duke 2009)
Assists 7 (at USF 2009)
Interceptions 1 (vs. Duke 2009)



9

SAM SHIELDS

Defensive Back, 6-0, 190, Senior-3L
Sarasota, Fla. / Booker HS



2009 (SENIOR): After spending his first three collegiate seasons as a wide receiver, moved to cornerback in 2009 where he started 10 of his 11 games played on the year ... Ranks fifth on the Hurricanes with 40 total tackles ... Best game of the season came at Wake Forest, where he tallied career-highs for total tackles (7) and solo tackles (6) in addition to forcing and recovering a fumble ... Was awarded the Nick Chickillo Most Improved Player Award at the team's annual awards banquet on Dec. 6 ... Has recorded two pass break ups (at FSU, at Virginia Tech) and one tackle for a loss (vs. Florida A&M) this season ... Had six total tackles in home wins over Georgia Tech and Virginia.

SAM SHIELDS' CAREER STATISTICS

Year	GP/GS	TACKLES				QBH	Sacks	FUMBLES			
		TT	UT	AT	TFL			FF	FR	PBU	Int
2009	11/10	40	27	13	10-5	0	0-0	1	1	2	0-0

RECEIVING

Year	GP/GS	No.	Yards	Avg.	TD	LG
2006	13/7	37	501	13.5	4	78
2007	10/5	27	346	12.8	3	51
2008	13/3	11	124	11.3	0	23
Totals	36/15	75	971	12.9	7	78

Additional statistics: 3 rushes for minus-11 yards in 2006

SAM SHIELDS' CAREER HIGHS

Total tackles 7 (at Wake Forest 2009)
Solo 2, 5 times (Last vs. Virginia 2009)
Assists 7 (at USF 2009)
Receptions 6 (4 times; last at Virginia Tech 2007)
Receiving Yards 117 (vs. Texas A&M 2007)
Long Reception 78 (vs. Nevada 2006)
Touchdown Receptions 2 (at Duke 2006)

48

ANDREW SMITH

Defensive Line, 6-2, 245, Sophomore-1L
Coconut Creek, Fla. / Monarch HS



2009 (SOPHOMORE): Played in 10 games, starting seven at the defensive end position ... Has 12 tackles on the season (eight solo, four assists) ... Had a tackle for a loss in win over eventual ACC Champion Georgia Tech ... Recorded two tackles against Florida State, Georgia Tech, Florida A&M, North Carolina and USF ... Recovered a fumble against Clemson and had a quarterback hurry in win over Duke.

ANDREW SMITH'S CAREER STATISTICS

Year	GP/GS	TACKLES				QBH	Sacks	FUMBLES			
		TT	UT	AT	TFL			FF	FR	PBU	Int
2008	8/0	3	3	0	1-10	1	1-10	0	0-0	0	0-0
2009	10/7	12	8	4	1-3	1	0-0	0	1-0	0	0-0
Totals	18/7	15	11	4	2-13	2	1-10	0	1-0	0	0-0

ANDREW SMITH'S CAREER HIGHS

Total tackles 2, 5 times (Last at USF 2009)
Solo 2, twice (Last vs. Duke 2009)

31

SEAN SPENCE

Linebacker, 6-0, 212, Sophomore-1L
Miami, Fla., Northwestern HS



2009 (SOPHOMORE): Missed most of five games late in the season with an injury ... Despite playing in only eight games on defense, ranks fourth on the team with 6.5 tackles for a loss ... Has recorded 36 total tackles (19 solo, 17 assists) on the year ... Tallied a team-high 10 total tackles (five solo, five assists) in win over then-No. 8 Oklahoma ... All three of his sacks came on the road in the state of Florida ... Had seven total tackles, two sacks and a pass break up against UCF in Orlando ... Tallied his third sack of the season at USF in the regular season finale ... Averaged 7.3 tackles per game in the four games prior to suffering an injury versus Clemson (at Virginia Tech - 8; vs. Oklahoma - 10; vs. Florida A&M - 4; at UCF - 7).

SEAN SPENCE'S CAREER STATISTICS

Year	GP/GS	TACKLES				QBH	Sacks	FUMBLES			
		TT	UT	AT	TFL			FF	FR	PBU	Int
2008	13/9	65	38	27	9.5-31	6	2-15	1	0-0	3	1-7
2009	9/7	36	19	17	6.5-33	1	3-28	0	0-0	1	0-0
Totals	22/16	101	57	44	16-64	7	5-43	1	0-0	4	1-7

SEAN SPENCE'S CAREER HIGHS

Total tackles 10, twice (Last vs. Oklahoma 2009)
Solo 7 (vs. Florida State 2008)
Assists 6 (at Virginia Tech 2009)

86

TOMMY STREETER

Wide Receiver, 6-5, 209, Freshman-RS
Miami, Fla. / Northwestern HS



2009 (FRESHMAN): Played in nine games mostly on special teams ... Caught four passes for 67 yards including a career-long 29-yarder ... Had a career-high three catches for 55 yards against Florida A&M ... Had a 12-yard reception at UCF ... Had one tackle on special teams.

TOMMY STREETER'S CAREER STATISTICS

Year	GP/GS	No.	Yards	Avg.	TD	LG
2009	9/0	4	67	16.8	0	29



68

IAN SYMONETTE

Offensive Line, 6-9, 349, Junior-2L
Nassau, Bahamas / St. Pius (Houston) HS




2009 (JUNIOR): Played in all 12 games as part of the placekicking unit but also saw some time at right tackle against Florida A&M and Virginia.

2006 totals: 2 games, 0 starts
2007 totals: 11 games, 0 starts
2008 totals: 12 games, 0 starts
2009 totals: 12 games, 0 starts
Career totals: 25 games, 0 starts

83

KENDAL THOMPKINS

Wide Receiver, 5-10, 180, Freshman-RS
Miami, Fla. / Northwestern HS



2009 (FRESHMAN): Played in nine games mostly on special teams, but caught two passes for 33 yards and a score ... Scored first career touchdown on a 15-yard grab against Virginia ... Had an 18-yard reception against Florida A&M ... Also had a tackle on special teams.

KENDAL THOMPKINS' CAREER STATISTICS

Year	GP/GS	No.	Yards	Avg.	TD	LG
2008	2/0	2	4	2.0	0	6
2009	9/0	2	33	16.5	1	18
Totals	11/0	4	37	9.3	1	18

7

VAUGHN TELEMAQUE

Defensive Back, 6-2, 197, Freshman-RS
Long Beach, Calif. / Long Beach Poly HS



2009 (FRESHMAN): Ranks sixth on the UM defense with 39 total tackles this season ... Recorded career-highs for total tackles (9) and solo stops (6) in win over then-No. 8 Oklahoma ... Ranks third on the team with four pass break-ups (all coming in the second half of the season) ... Recovered a fumble at Wake Forest ... Has 2.0 tackles for a loss this year ... Tallied six tackles (five solo) in home win over Duke.

VAUGHN TELEMAQUE'S CAREER STATISTICS

Year	GP/GS	TACKLES				QBH	Sacks	FUMBLES			
		TT	UT	AT	TFL			FF	FR	PBU	Int
2008	3/0	2	1	1	0-0	0	0-0	0	0-0	0	0-0
2009	11/10	39	25	14	2-5	0	0-0	0	0-0	4	0-0
Totals	14/10	41	26	15	2-5	0	0-0	0	0-0	4	0-0

VAUGHN TELEMAQUE'S CAREER HIGHS

Total tackles..... 9 (vs. Oklahoma 2009)
Solo..... 6 (vs. Oklahoma 2009)
Assists..... 3 (vs. Oklahoma 2009)

70

A.J. TRUMP

Offensive Line, 6-3, 300, Senior-2L
Clearwater, Fla. / Clearwater Central Catholic HS



2009 (SENIOR): Has started all 12 games at center and graded out at 92 percent with 26 pancake blocks while playing every snap ... Best performances came against Georgia Tech (97 percent grade, three pancake blocks); Clemson (97 percent grade, four pancake blocks); Wake Forest (94 percent grade); Virginia (96 percent grade); Duke (95 percent grade) and at USF (97 percent grade, four pancake blocks) ... Has helped a Miami offense rack up 4,950 yards (3,217 passing, 1,733 rushing), which is the most since the 2004 season (4,593 yards) as the Miami offense is in line to become just the eighth team in school history to gain 5,000 yards in a season.

2006 totals: 6 games, 0 starts
2007 totals: 1 game, 0 starts
2008 totals: 13 games, 10 starts
2009 totals: 12 games, 12 starts
Career totals: 32 games, 22 starts



8

DEMARCUS VAN DYKE

Defensive Back, 6-1, 185, Junior-2L
Miami, Fla. / Monsignor Pace HS



2009 (JUNIOR): Played in 11 games and started seven at the cornerback position ... Recorded his first career interception with the 'Canes trailing in the fourth quarter at Wake Forest ... Tallied a season-high tying four tackles in back-to-back weeks versus Clemson and at Wake Forest ... Had three pass break-ups on the year (2 vs. FAMU, 1 at UCF) ... Recorded a tackle for a loss in back-to-back games at UCF and versus Clemson.

DEMARCUS VAN DYKE'S CAREER STATISTICS

Year	GP/GS	TACKLES				QBH	Sacks	FUMBLES			Int
		TT	UT	AT	TFL			FF	FR	PBU	
2007	12/8	14	11	3	0-0	0	0-0	0	0-0	1	0-0
2008	13/2	16	11	5	0-0	0	0-0	0	0-0	1	0-0
2009	11/7	24	18	6	2-9	0	0-0	0	0-0	3	1-5
Totals	36/17	54	40	14	2-9	0	0-0	0	0-0	5	1-5

DEMARCUS VAN DYKE'S CAREER HIGHS

Total tackles 5 (vs. Cal 2008)
Solo 5 (vs. Cal 2008)
Assists 2 (vs. Marshall 2007)
Interceptions 1 (at Wake Forest 2009)

35

OLIVIER VERNON

Defensive Line, 6-3, 250, Freshman-HS
Miami, Fla. / American HS



2009 (FRESHMAN): Played in 10 games, garnering one start at Virginia Tech ... One of three true freshmen (along with FB Mike James and CB Brandon McGee) to play in double-digit games for the Hurricanes this season ... Ranks third among UM defensive linemen with 21 total tackles this season ... Tallied 12 total tackles in UM's first three games (at FSU, vs. Georgia Tech, at Virginia Tech) ... Has recorded 5.0 tackles for a loss this season, including three in win over eventual ACC Champion Georgia Tech ... Also had a half a sack against the Yellow Jackets ... Had two quarterback hurries against Duke in UM's home finale ... Tallied five total tackles in the Hurricanes' regular season finale at USF.

OLIVIER VERNON'S CAREER STATISTICS

Year	GP/GS	TACKLES				QBH	Sacks	FUMBLES			Int
		TT	UT	AT	TFL			FF	FR	PBU	
2009	10/1	21	7	14	5-16	2	0.5-3	0	0-0	0	0-0

OLIVIER VERNON'S CAREER HIGHS

Total tackles 5, twice (Last at USF 2009)
Solo 3 (vs. Virginia 2009)
Assists 5 (at Virginia Tech 2009)

72

BRANDON WASHINGTON

Offensive Line, 6-4, 330, Freshman-HS
Miami, Fla. / Northwestern HS/
Milford (N.Y.) Academy



2009 (FRESHMAN): Played in all 12 games mainly on the placekicking unit but made first career start at left guard against USF while playing 53 snaps and grading out at 90 percent with five pancake blocks ... Also played guard against Florida A&M, UCF and Virginia.

2009 totals: 12 games, 1 start

90

STEVEN WESLEY

Defensive Line, 6-3, 250, Junior-2L
Bartow, Fla. / Bartow HS



2009 (JUNIOR): Tied for fifth on UM's defense with 6.0 tackles for a loss this season ... Played in 11 games (DNP vs. Florida A&M) ... Garnered six starts on the year (including five of the last six regular season games) ... Tallied a career-high 2.0 tackles for a loss in win over eventual ACC Champion Georgia Tech ... Recorded sacks in wins over Georgia Tech, Virginia and USF ... Had a quarterback hurry against Florida State and at UCF ... Tallied a season-high three tackles against Clemson and at USF.

STEVEN WESLEY'S CAREER STATISTICS

Year	GP/GS	TACKLES				QBH	Sacks	FUMBLES			Int
		TT	UT	AT	TFL			FF	FR	PBU	
2006		Did not play - Redshirt season									
2007	9/0	6	1	5	1-6	1	0-0	0	0-0	0	0-0
2008	13/11	21	10	11	3-5	8	0-0	0	0-0	1	0-0
2009	11/6	17	10	7	6-23	2	3-18	0	0-0	0	0-0
Totals	33/17	44	21	23	10-34	11	3-18	0	0-0	1	0-0

STEVEN WESLEY'S CAREER HIGHS

Total tackles 4 (vs. North Carolina 2008)
Solo 3 (vs. North Carolina 2008)
Assists 3 (vs. Virginia Tech 2007)



U **GAME 1**

MIAMI HURRICANES **FLORIDA STATE SEMINOLES**

38 **34**

U **GAME 2**

MIAMI HURRICANES **GEORGIA TECH YELLOW JACKETS**

33 **17**

MONDAY, SEPT. 7, 2009 - DOAK CAMPBELL STADIUM

Tallahassee, Fla. (AP) - Sophomore quarterback Jacory Harris threw for 386 yards - including a 40-yard pass over double coverage to Travis Benjamin, setting up Graig Cooper's 3-yard touchdown run with 1:53 left - and led the Hurricanes past No. 18 Florida State 38-34 in a wild, back-and-forth game on Labor Day night.

Florida State got to the Miami 2 with 14 seconds left. But Christian Ponder threw three straight incompletions, the last coming on a ball that Jarmon Fortson nearly caught in the end zone on the game's final play, and Miami escaped.

Harris completed 21 of 34 passes for two touchdowns and two interceptions. He got hurt on the second of those turnovers; Harris was drilled by blitzing cornerback Greg Reid and his throw on that play resulted in nothing more than a pop fly that Markus White ran back 31 yards for a 31-24 Florida State lead with 11:45 remaining.

Harris connected with Cooper for a 24-yard score to tie the game at 31, and after Florida State took the lead again on Dustin Hopkins' 45-yard field goal with 4:11 left, the 'Canes went back to work. They went 59 yards in six plays, Harris' perfect lob to Benjamin accounting for most of them, and Cooper plowed in for the go-ahead score.

Score by Quarters	1	2	3	4	Score
Miami	7	7	3	21	38
Florida State	7	3	13	11	34

SCORING SUMMARY:

Qtr	Time	Team	Scoring play	Conversion	Plays-Yds	TOP	UM	FSU
1st	12:02	UM	Travis Benjamin 39 yd pass from Jacory Harris (Matt Bosher kick)		6-66	2:58	7	0
	04:55	FS	Pirowski, C 10 yd pass from Ponder, C (Hopkins, D kick)		13-67	7:03	7	7
2nd	02:50	FS	Hopkins, D 52 yd field goal		9-64	4:28	7	10
	00:42	UM	Javarris James 6 yd run (Matt Bosher kick)		7-75	2:00	14	10
3rd	12:01	FS	Ponder, C 9 yd run (Hopkins, D kick failed)		6-46	2:51	14	16
	04:57	FS	Easterling, T 21 yd pass from Ponder, C (Hopkins, D kick)		7-82	3:05	14	23
	03:12	UM	Matt Bosher 18 yd field goal		5-28	1:34	17	23
4th	13:43	UM	Jacory Harris 1 yd run (Matt Bosher kick)		5-61	2:45	24	23
	11:45	FS	White, M 31 yd interception return (Goodman, R pass from Ponder, C)				24	31
	07:14	UM	Graig Cooper 24 yd pass from Jacory Harris (Matt Bosher kick)		10-73	4:19	31	31
	04:11	FS	Hopkins, D 45 yd field goal		7-43	3:00	31	34
	01:53	UM	Graig Cooper 3 yd run (Matt Bosher kick)		6-59	2:12	38	34

Attendance: 81077

TEAM STATISTICS

	UM	FSU
FIRST DOWNS	22	21
RUSHES-YARDS (NET)	30-90	30-110
PASSING YDS (NET)	386	294
Passes Att-Comp-Int	34-21-2	41-24-1
TOTAL OFFENSE PLAYS-YARDS	64-476	71-404
Fumble Returns-Yards	0-0	0-0
Punt Returns-Yards	3-7	0-0
Kickoff Returns-Yards	6-181	7-129
Interception Returns-Yards	1-0	2-31
Punts (Number-Avg)	4-41.2	4-39.5
Fumbles-Lost	0-0	1-1
Penalties-Yards	9-74	5-35
Possession Time	28:35	31:25
Third-Down Conversions	5 of 13	6 of 15
Fourth-Down Conversions	1 of 1	1 of 1
Red-Zone Scores-Chances	4-4	2-3
Sacks By: Number-Yards	2-17	1-8

INDIVIDUAL STATISTICS

RUSHING: Miami -Javarris James 11-36; Graig Cooper 7-31; Thearon, Collier 2-13; Lee Chambers 5-10; Travis Benjamin 1-5; TEAM 1-minus 2; Jacory Harris 3-minus 3. Florida State Jones, T 14-59; Ponder, C 8-28; Givens, L 1-13; Thomas, J 7-10.

PASSING: Miami -Jacory Harris 21-34-2-386. Florida State-Ponder, C 24-41-1-294.

RECEIVING: Miami -Travis Benjamin 4-128; Leonard Hankerson 4-72; Aldarius Johnson 3-48; Javarris James 3-35; Dedrick Epps 2-46; Thearon, Collier 2-28; Graig Cooper 2-24; Mike James 1-5. Florida State-Goodman, R 5-82; Reed, B 5-63; Fortson, J 3-53; Pirowski, C 3-33; Owens, R 3-31; Easterling, T 2-21; Thomas, J 2-7; Reliford, B 1-4.

THURSDAY, SEPT. 17, 2009 - LAND SHARK STADIUM

Miami Gardens, Fla. (AP) - Miami quarterback Jacory Harris raised some eyebrows this week when he suggested the Hurricanes' offense couldn't be stopped. Georgia Tech did nothing to disprove that theory. Cool and in control throughout, Harris completed 20 of 25 passes for 270 yards and three touchdowns, and the 20th-ranked Hurricanes put an emphatic end to a four-game losing streak against No. 14 Georgia Tech with a 33-17 victory Thursday night.

Miami (2-0, 2-0 Atlantic Coast Conference) matched its best league start since 2004, out-gained Georgia Tech 453-228 and set up a Coastal Division showdown at Virginia Tech on Sept. 26. Graig Cooper ran for 93 yards, Javarris James rushed for 72 more and a touchdown, and LaRon Byrd caught five passes for 83 yards and another score. Georgia Tech (2-1, 1-1) blew Miami out a year ago, dooming the Hurricanes' conference title hopes by rushing for 472 yards. This time, Miami handled the triple option with relative ease, holding the Yellow Jackets to 95 yards rushing -- nearly half of those on the game's first drive.

Harris led Miami to scores on its first three possessions, the Hurricanes led 24-3 early in the third quarter after James scored from 3 yards out to cap a 60-yard, six-play drive, and the Hurricanes sauntered off celebrating their most significant win in years.

The Yellow Jackets ran for 45 yards on that drive--and managed only 42 more the rest of the half. Meanwhile, Harris was the picture of cool, setting the tone for the Miami sideline.

He used seven receivers in the first half alone, the Hurricanes scored on their first three possessions and the big-play capability that Miami flashed against Florida State continued, with nine gains of at least 10 yards in the opening two quarters. A 35-yard pass to Leonard Hankerson was immediately followed by a 40-yard toss to Byrd for Miami's first touchdown. Dedrick Epps caught a 13-yarder for a 14-3 lead early in the second quarter, and Matt Bosher connected on a 34-yard field goal with 5:45 left in the half.

Score by Quarters	1	2	3	4	Score
Georgia Tech	3	0	7	7	17
Miami	7	10	16	0	33

SCORING SUMMARY:

Qtr	Time	Team	Scoring play	Conversion	Plays-Yds	TOP	GT	UM
1st	08:09	GT	Blair,S. 32 yd field goal		13-45	6:51	3	0
	06:30	UM	LaRon Byrd 40 yd pass from Jacory Harris (Matt Bosher kick)		4-75	1:39	3	7
2nd	13:33	UM	Dedrick Epps 13 yd pass from Jacory Harris (Matt Bosher kick)		13-71	5:54	3	14
	05:45	UM	Matt Bosher 34 yd field goal		8-61	3:29	3	17
3rd	11:50	UM	Javarris James 3 yd run (Matt Bosher kick)		6-60	3:10	3	24
	08:07	GT	Allen,A. 3 yd run (Blair,S. kick)		7-60	3:43	10	24
	03:08	UM	Jimmy Graham 14 yd pass from Jacory Harris (Matt Bosher kick)		9-52	4:58	10	31
	00:32	UM	TEAM safety				10	33
4th	08:37	GT	Thomas,D. 56 yd pass from Nesbitt,J. (Blair,S. kick)		4-80	2:17	17	33

Attendance: 45329

TEAM STATISTICS

	GT	UM
FIRST DOWNS	12	21
RUSHES-YARDS (NET)	39-95	39-184
PASSING YDS (NET)	133	270
Passes Att-Comp-Int	15-6-0	25-20-0
TOTAL OFFENSE PLAYS-YARDS	54-228	64-454
Fumble Returns-Yards	0-0	0-0
Punt Returns-Yards	0-0	1-14
Kickoff Returns-Yards	4-111	4-119
Interception Returns-Yards	0-0	0-0
Punts (Number-Avg)	3-45.7	1-41.0
Fumbles-Lost	3-0	0-0
Penalties-Yards	8-44	9-74
Possession Time	26:25	33:35
Third-Down Conversions	6 of 14	8 of 13
Fourth-Down Conversions	0 of 2	0 of 0
Red-Zone Scores-Chances	2-3	4-6
Sacks By: Number-Yards	0-0	2-8

INDIVIDUAL STATISTICS

RUSHING: Georgia Tech-Allen,A. 6-42; Nesbitt,J. 14-29; Jones,R. 6-18; Wright, M. 3-7; Dwyer,J. 5-7; Cox,L. 2-6; Lyons,P. 1-6; Peebles,E. 1-3; Team 1-minus 23. Miami -Graig Cooper 17-93; Javarris James 14-72; Travis Benjamin 1-13; Lee Chambers 2-12; Jacory Harris 1-0; TEAM 4-minus 6.

PASSING: Georgia Tech-Nesbitt,J. 6-15-0-133. Miami -Jacory Harris 20-25-0-270.

RECEIVING: Georgia Tech-Thomas,D. 6-133. Miami-LaRon Byrd 5-83; Dedrick Epps 3-37; Graig Cooper 3-32; Travis Benjamin 3-29; Javarris James 2-12; Leonard Hankerson 1-35; Jimmy Graham 1-14; Tervaris Johnson 1-14; Patrick Hill 1-14.



GAME
3

MIAMI HURRICANES **VIRGINIA TECH HOKIES**

7
31

SATURDAY, SEPT. 26, 2009 - LANE STADIUM

Blacksburg, Va. (AP) - No. 11 Virginia Tech harassed Hurricane quarterback Jacory Harris en route to a 31-7 defeat of No. 9 Miami in a downpour. Miami, ranked in the top 10 for the first since 2005, had a chance to take a commanding lead in the ACC's Coastal Division. Instead, Virginia Tech (3-1, 1-0 Atlantic Coast Conference), Miami's third consecutive ranked opponent, cooled off the Hurricanes. Ryan Williams' 2-yard run 5:14 into the game capped an 11-yard drive for Virginia Tech. Harris finished 9-for-25 for 150 yards and was sacked three times.

Virginia Tech also took the wraps off Tyrod Taylor, and he combined with Williams for most of the Hokies 272 rushing yards on the rain-soaked turf at sold-out Lane Stadium. Williams ran for 150 yards, and Taylor finished with 75. From the start, it looked like the Hokies' day as a steady and chilling rain fell. Helped by a blocked punt that was returned for a touchdown, several fortunate bounces and one big defensive stop, the Hokies led 21-0 by halftime and Miami never threatened.

The Hokies muffed one punt early in the first quarter and had another glance off a player's leg deep in their own territory, but recovered both. They also botched a snap on a punt of their own, giving Miami possession at the Tech 23, but a false start penalty, a rush for a loss of 2 and a sack for minus-9 forced the Hurricanes to punt it away.

Harris and the Hurricanes did drive 46 yards in five plays for a touchdown just 1:43 into the third quarter, pulling them within 21-7. After Miami forced the Hokies to punt, they drove to the Virginia Tech 30 with a chance to make the quieting crowd really nervous.

Instead, with the help of two drops by Jimmy Graham, Miami faced a fourth-and-13 from the 33, went for it and Harris' 9-yard completion to Dedrick Epps came up four yards short.

The Hokies then drove for Matt Waldron's 22-yard field goal and it was 24-7.

Score by Quarters	1	2	3	4	Score
Miami	0	0	7	0	7
Virginia Tech	14	7	3	7	31

SCORING SUMMARY:

Qtr	Time	Team	Scoring play	Conversion	Plays-Yds	TOP	UM	VT
1st	09:46	VT	Williams, R 2 yd run	(Waldron, M kick)	3-11	1:11	0	7
	04:46	VT	Boykin, J 48 yd pass from Taylor, T	(Waldron, M kick)	7-89	3:30	0	14
2nd	04:39	VT	Reidy, M 1 yd blocked punt return	(Waldron, M kick)			0	21
3rd	13:17	UM	Javarri James 1 yd run	(Matt Boshier kick)	5-46	1:43	7	21
	03:49	VT	Waldron, M 22 yd field goal		10-70	4:47	7	24
4th	12:16	VT	Williams, R 1 yd run	(Waldron, M kick)	5-25	2:21	7	31

Attendance: 66233

TEAM STATISTICS

	UM	VT
FIRST DOWNS	12	17
RUSHES-YARDS (NET)	34-59	55-272
PASSING YDS (NET)	150	98
Passes Att-Comp-Int	25-9-1	9-4-0
TOTAL OFFENSE PLAYS-YARDS	59-209	64-370
Fumble Returns-Yards	0-0	1-4
Punt Returns-Yards	2-9	3-18
Kickoff Returns-Yards	5-99	2-28
Interception Returns-Yards	0-0	1-28
Punts (Number-Avg)	7-35.6	5-40.2
Fumbles-Lost	3-1	2-1
Penalties-Yards	5-45	6-49
Possession Time	26:40	33:20
Third-Down Conversions	1 of 11	5 of 14
Fourth-Down Conversions	1 of 3	0 of 2
Red-Zone Scores-Chances	1-2	3-4
Sacks By: Number-Yards	0-0	3-28

INDIVIDUAL STATISTICS

RUSHING: Miami - Graig Cooper 11-55; Javarri James 14-35; Mike James 4-3; Thearon, Collier 1-minus 6; Jacory Harris 4-minus 28. **Virginia Tech** -Williams, R 34-150; Taylor, T 10-75; Oglesby, J 4-48; Roberts, D 2-12; Wilson, D 4-9; Team 1-minus 22.

PASSING: Miami -Jacory Harris 9-25-1-150. **Virginia Tech** -Taylor, T 4-9-0-98.

RECEIVING: Miami -LaRon Byrd 4-58; Leonard Hankerson 3-79; Dedrick Epps 2-13. **Virginia Tech** -Williams, R 2-40; Boykin, J 1-48; Boone, G 1-10.

GAME
4

MIAMI HURRICANES **OKLAHOMA SOONERS**

21
20

SATURDAY, OCT. 3, 2009 - LAND SHARK STADIUM

Miami Gardens, Fla. (AP) - Once Jacory Harris settled down and Miami's defense got rolling, the Hurricanes found the right combination for their biggest win in years.

And for Sam Bradford-less Oklahoma, it was just another frustrating trip to South Florida. Harris survived a shaky start to throw three touchdown passes, Javarri James ran for a career-high 150 yards against the nation's top rush defense, and No. 17 Miami knocked off No. 8 Oklahoma 21-20 - in what will join some games from the 1980s as another Hurricanes-Sooners classic. With Oklahoma's reigning Heisman Trophy-winning quarterback watching from the sideline, still out with a right shoulder injury, Miami (3-1) scored 21 straight points to take control.

Oklahoma led 10-0 early, significant because for nearly seven years, that's been automatic doom for Sooners foes. Oklahoma had won 40 straight when scoring at least the game's first 10 points, dating to Nov. 9, 2002.

Not this time.

This one almost certainly ended any Sooners national title hopes, too. Landry Jones threw for 188 yards and DeMarco Murray and Chris Brown combined to rush for 151 more for Oklahoma (2-2).

Score by Quarters	1	2	3	4	Score
Oklahoma	7	3	7	3	20
Miami	0	7	14	0	21

SCORING SUMMARY:

Qtr	Time	Team	Scoring play	Conversion	Plays-Yds	TOP	OU	UM
1st	10:34	OU	Kenney, Cameron 16 yd pass from Jones, Landry(Stevens, Jimmy kick)		8-84	2:27	7	0
2nd	11:39	OU	Stevens, Jimmy 21 yd field goal		11-95	5:04	10	0
	08:20	UM	Jimmy Graham 18 yd pass from Jacory Harris (Matt Boshier kick)		6-91	3:19	10	7
3rd	14:21	UM	Dedrick Epps 11 yd pass from Jacory Harris (Matt Boshier kick)		1-11	0:05	10	14
	06:54	UM	Travis Benjamin 38 yd pass from Jacory Harris (Matt Boshier kick)		8-73	3:40	10	21
	03:43	OU	Murray, DeMarco 2 yd run (Stevens, Jimmy kick)		9-81	3:11	17	21
4th	04:18	OU	Stevens, Jimmy 39 yd field goal		8-26	3:43	20	21

Attendance: 61790

TEAM STATISTICS

	OU	UM
FIRST DOWNS	21	21
RUSHES-YARDS (NET)	42-153	32-140
PASSING YDS (NET)	188	202
Passes Att-Comp-Int	30-18-0	28-19-2
TOTAL OFFENSE PLAYS-YARDS	72-341	60-342
Fumble Returns-Yards	0-0	0-0
Punt Returns-Yards	1-51	2-3
Kickoff Returns-Yards	4-69	5-114
Interception Returns-Yards	2-12	0-0
Punts (Number-Avg)	5-50.4	5-45.8
Fumbles-Lost	2-1	1-0
Penalties-Yards	7-79	12-115
Possession Time	29:17	30:43
Third-Down Conversions	5 of 15	8 of 13
Fourth-Down Conversions	1 of 2	0 of 0
Red-Zone Scores-Chances	3-3	2-3
Sacks By: Number-Yards	4-32	3-17

INDIVIDUAL STATISTICS

RUSHING: Oklahoma-Murray, DeMarco 23-80; Brown, Chris 11-71; Madu, Mossis 3-17;Whitson, Carter 1-2; Jones, Landry 4-minus 17. **Miami** -Javarri James 15-150; Graig Cooper 8-21; Mike James 1-3; Travis Benjamin 1-1; TEAM 3-minus 5; Jacory Harris 4-minus 30.

PASSING: Oklahoma-Jones, Landry 18-30-0-188. **Miami** -Jacory Harris 19-28-2-202.

RECEIVING: Oklahoma-Kenney, Cameron 6-72; Caleb, Brandon 4-26; Murray, DeMarco 2-21; Madu, Mossis 2-10; Broyles, Ryan 1-37; Tennell, Adron 1-9; Eldridge, Brody 1-9; Hanna, James 1-4. **Miami** -Aldarius Johnson 4-45; Travis Benjamin 3-61; Dedrick Epps 3-38; LaRon Byrd 2-12; Jimmy Graham 1-18; Tervaris Johnson 1-10; Mike James 1-7; Javarri James 1-4; Thearon, Collier 1-3; Graig Cooper 1-3; Leonard Hankerson 1-1.



U **GAME 5**

MIAMI HURRICANES **FLORIDA A&M RATTLERS**

48 **16**

U **GAME 6**

MIAMI HURRICANES **UCF KNIGHTS**

27 **7**

SATURDAY, OCT. 10, 2009 - LAND SHARK STADIUM

Miami Gardens, Fla. (AP) - Already trailing the Miami Hurricanes by three touchdowns, Florida A&M tried lining up on defense with 13 players.

That didn't work either. The referee threw a flag and sent two Rattlers to the sideline, and four plays later the Hurricanes scored another touchdown en route to a 48-16 victory. Jacory Harris led No. 11 Miami to 31 points playing only the first half, and the Hurricanes (4-1) made the most of the mismatch facing an unranked team for the first time this season. Florida A&M (4-1) lost to Miami for the seventh time in a row.

Fourth-string Hurricanes halfback Damien Berry, a former safety, carried for the first time in his career and gained 162 yards in 14 attempts, including a 35-yard touchdown. Two long kick returns helped Miami take a 17-3 lead after 14 minutes, and Thearon Collier scored on a 61-yard punt runback in the second half. Harris went 16 for 24 for 217 yards, including touchdown passes of 5 and 7 yards. In the first half the Hurricanes totaled 303 yards and built a 31-3 lead, moving the ball so effectively an official had to stop the clock when the sideline chains broke. Harris was intercepted twice, once in the end zone, but Miami didn't punt until he was replaced by A.J. Highsmith. The true freshman made his college debut to start the second half and went 3 for 3 for 38 yards while directing two scoring drives. Six Hurricanes scored a touchdown apiece, and 12 caught at least one pass. Florida A&M's Curtis Pulley threw for 144 yards, ran for 81 and scored on a 26-yard run. Pulley completed a 27-yard pass to Adrian Smith on the first play from scrimmage, and the Rattlers moved 59 yards before settling for a field goal.

Score by Quarters	1	2	3	4	Score
Florida A&M	3	0	10	3	16
Miami	17	14	10	7	48

SCORING SUMMARY:

Qtr	Time	Team	Scoring play	Conversion	Plays-Yds	TOP	FAMU	UM
1st	10:16	FAMU	SCOTT,Trevor 32 yd field goal		9-59	4:44	3	0
	08:13	UM	Hankerson 5 yd pass from Jacory Harris	(Matt Boshier kick)	6-55	2:03	3	7
	05:34	UM	Matt Boshier 20 yd field goal		5-23	1:31	3	10
	01:19	UM	Jimmy Graham 7 yd pass from Jacory Harris	(Matt Boshier kick)	4-37	1:14	3	17
2nd	11:56	UM	Mike James 5 yd run	(Matt Boshier kick)	6-75	1:44	3	24
	06:03	UM	Lee Chambers 2 yd run	(Matt Boshier kick)	9-78	4:39	3	31
3rd	09:58	FAMU	SCOTT,Trevor 34 yd field goal		7-47	2:55	6	31
	05:12	UM	Thearon Collier 61 yd punt return	(Matt Boshier kick)				6 38
	03:40	FAMU	PULLEY,Curtis 26 yd run	(SCOTT,Trevor kick)	4-55	1:32	13	38
	01:23	UM	Matt Boshier 33 yd field goal		5-39	2:17	13	41
4th	10:33	FAMU	SCOTT,Trevor 21 yd field goal		12-66	5:50	16	41
	09:20	UM	Damien Berry 35 yd run	(Matt Boshier kick)	2-89	1:13	16	48

Attendance: 47859

TEAM STATISTICS

	FAMU	UM
FIRST DOWNS	14	24
RUSHES-YARDS (NET)	35-118	38-215
PASSING YDS (NET)	144	255
Passes Att-Comp-Int	25-10-1	27-19-2
TOTAL OFFENSE PLAYS-YARDS	60-262	65-470
Fumble Returns-Yards	0-0	0-0
Punt Returns-Yards	1-15	7-114
Kickoff Returns-Yards	9-191	4-115
Interception Returns-Yards	2-54	1-0
Punts (Number-Avg)	7-36.6	2-47.5
Fumbles-Lost	1-0	1-0
Penalties-Yards	7-68	5-26
Possession Time	30:55	29:05
Third-Down Conversions	4 of 14	5 of 13
Fourth-Down Conversions	0 of 0	1 of 2
Red-Zone Scores-Chances	3-3	6-8
Sacks By: Number-Yards	2-9	3-20

INDIVIDUAL STATISTICS

RUSHING: Florida A&M-PULLEY,Curtis 17-81; SYLVESTER,Phili 12-24; HENRY,Demitric 4-12; BENSON,Mykel 1-1; ROCKER,Eddie 1-0. **Miami** -Damien Berry 14-162; Lee Chambers 16-38; Mike James 4-14; John Calhoun 1-6; Javarris James 1-4; A.J. Highsmith 1-minus 2; Jacory Harris 1-minus 7.

PASSING: Florida A&M-PULLEY,Curtis 10-25-1-144. **Miami** -Jacory Harris 16-24-2-217; A.J. Highsmith 3-3-0-38.

RECEIVING: Florida A&M-ELLIOTT,Kevin 3-57; SMITH,Adrian 3-55; HENRY,Demitric 2-31; PURCELL,Max 1-6; SYLVESTER,Phili 1-minus 5. **Miami** -Tommy Streeter 3-55; Mike James 3-26; Leonard Hankerson 2-42; Aldarius Johnson 2-31; LaRon Byrd 2-20; Thearon Collier 1-28; Kendal Thompkins 1-18; Travis Benjamin 1-16; Jimmy Graham 1-7; Damien Berry 1-5; John Calhoun 1-4; Javarris James 1-3.

SATURDAY, OCT. 17, 2009 - BRIGHT HOUSE NETWORKS STADIUM

Orlando, Fla. (AP) - By the end, about 5,000 fans were all that remained from the biggest crowd ever to see a game in Central Florida's stadium. Seemed like all of them were from Miami. Jacory Harris survived six sacks to complete 20 of 26 passes for 293 yards and a touchdown. Javarris James rushed for another score on the way to topping the 2,000-yard mark for his career, and No. 9 Miami methodically pulled away to beat Central Florida 27-7 on Saturday night. Damien Berry added a fourth-quarter touchdown run for the Hurricanes (5-1), who matched their best start since 2005. Brett Hodges threw for 163 yards for UCF (3-3), but the team's top rusher - Brynn Harvey, who was coming off a 219-yard effort against Memphis - was held to 25 yards on 12 carries.

UCF had chances, none better than getting the ball at the Miami 2 midway through the third quarter after a snap sailed over Miami punter Matt Boshier's head. Boshier retreated and kicked the ball soccer-style out of the end zone, which turned out to be brilliant. On third-and-goal from the 6, Jared Campbell got to Hodges just as his arm was going forward, the easy pop fly was intercepted by Miami linebacker Colin McCarthy, and the Hurricanes knew they just dodged a bullet.

Boshier kicked a 46-yard field goal on the ensuing drive, putting Miami up 20-7.

James finished with 65 yards on 17 carries, giving him 2,032 for his career. He's seventh all-time at Miami but still No. 2 in the family; cousin Edgerrin James rushed for 2,960, topped only by Otis Anderson's 3,331.

Score by Quarters	1	2	3	4	Score
Miami	7	3	10	7	27
UCF	0	0	7	0	7

SCORING SUMMARY:

Qtr	Time	Team	Scoring play	Conversion	Plays-Yds	TOP	UM	UCF
1st	01:46	UM	Leonard Hankerson 23 yd pass from J. Harris	(Matt Boshier kick)	8-80	3:44	7	0
2nd	09:47	UM	Matt Boshier 31 yd field goal		9-35	3:55	10	0
3rd	13:18	UM	Javarris James 5 yd run	(Matt Boshier kick)	3-51	0:43	17	0
	09:15	UCF	ROSS, Rocky 8 yd pass from HODGES, Brett	(CATTOI, Nick kick)	9-80	3:59	17	7
	01:56	UM	Matt Boshier 46 yd field goal		8-52	4:15	20	7
4th	10:46	UM	Damien Berry 3 yd run	(Matt Boshier kick)	9-61	4:40	27	7

Attendance: 48453

TEAM STATISTICS

	UM	UCF
FIRST DOWNS	26	11
RUSHES-YARDS (NET)	46-70	24-53
PASSING YDS (NET)	293	176
Passes Att-Comp-Int	27-20-0	31-13-1
TOTAL OFFENSE PLAYS-YARDS	73-363	55-229
Fumble Returns-Yards	0-0	0-0
Punt Returns-Yards	2-19	1-2
Kickoff Returns-Yards	2-26	6-126
Interception Returns-Yards	1-9	0-0
Punts (Number-Avg)	4-33.2	7-35.4
Fumbles-Lost	1-0	1-0
Penalties-Yards	6-32	3-30
Possession Time	37:13	22:47
Third-Down Conversions	6 of 13	6 of 15
Fourth-Down Conversions	0 of 1	0 of 0
Red-Zone Scores-Chances	3-3	1-3
Sacks By: Number-Yards	2-20	6-41

INDIVIDUAL STATISTICS

RUSHING: Miami -Javarris James 17-65; Damien Berry 14-60; Lee Chambers 3-15; Mike James 1-1; Travis Benjamin 2-minus 2; Jacory Harris 7-minus 34; TEAM 2-minus 35. **UCF** -HARVEY, Brynn 12-25; MCDUFFIE, Q. 3-21; GUYTON, A.J. 1-14; NEWSOME, Jamar 2-5; WEAVER, Ronnie 2-5; CALABRESE, Rob 1-1; HODGES, Brett 3-minus 18.

PASSING: Miami -Jacory Harris 20-26-0-293; Graig Cooper 0-1-0-0. **UCF** -HODGES, Brett 12-27-1-163; CALABRESE, Rob 1-4-0-13.

RECEIVING: Miami -LaRon Byrd 5-85; Leonard Hankerson 4-64; Travis Benjamin 4-46; Jimmy Graham 2-42; Thearon Collier 1-28; Tommy Streeter 1-12; Mike James 1-9; Dedrick Epps 1-5; Damien Berry 1-2. **UCF**-NEWSOME, Jamar 3-56; KAY, Ricky 2-28; GIOVANETTI, B. 2-23; ROSS, Rocky 2-12; AIKEN, Kamar 1-35; KELLY, Brendan 1-13; WATTERS, Brian 1-11; HARVEY, Brynn 1-minus 2.



MIAMI HURRICANES **CLEMSON TIGERS**

37 **40**

SATURDAY, OCT. 24, 2009 - LAND SHARK STADIUM

Miami Gardens, Fla. (AP) - Kyle Parker threw a 26-yard touchdown pass to Jacoby Ford in overtime, giving Clemson a 40-37 win over No. 8 Miami on Saturday night.

Matt Boshier kicked a 22-yard field goal on Miami's overtime possession, but on third-and-11, Parker's third TD pass of the night gave the Tigers (4-3, 3-2 Atlantic Coast Conference) their first win over a ranked opponent in nine games -- and dealt Miami's ACC hopes a serious blow. C.J. Spiller had a 90-yard kickoff return and a school-record 310 all-purpose yards for Clemson.

Jacory Harris threw for two touchdowns for Miami (5-2, 2-2), but also threw three interceptions.

Since the start of the 1985 season, Miami is 136-2 when scoring 34 or more points.

The Hurricanes could have had fourth-and-goal from inside the Clemson 1 in OT after the Tigers were offside on Boshier's third field goal of the game. But they kept the points on the board, turning it over to the defense.

And Parker--who picked apart the middle of the field all day--found Ford, a South Florida native, for the winning score. Parker finished 25 of 37 for 326 yards.

It was the third meeting of these teams since Miami joined the ACC; all three went to overtime, and all three have been won by the road team.

Score by Quarters	1	2	3	4	OT	Score
Clemson	0	14	10	10	6	40
Miami	0	10	14	10	3	37

SCORING SUMMARY:

Qtr	Time	Team	Scoring play	Conversion	Plays-Yds	TOP	CU	UM
2nd	13:54	UM	Matt Boshier 49 yd field goal		8-33	4:21	0	3
	05:21	CU	Palmer, M 15 yd pass from Parker, K	(Jackson, R kick)	11-72	4:12	7	3
	00:57	UM	Damien Berry 23 yd ruN	(Matt Boshier kick)	10-80	4:24	7	10
	00:46	CU	Spiller, C 90 yd kickoff return	(Jackson, R kick)			14	10
3rd	10:52	UM	Leonard Hankerson 5 yd pass from J. Harris	(Matt Boshier kick)	9-80	4:08	14	17
	05:49	CU	Spiller, C 56 yd pass from Parker, K	(Jackson, R kick)	3-73	1:21	21	17
	04:43	UM	Marcus Robinson 53 yd fumble recovery	(Matt Boshier kick)			21	24
	00:44	CU	Jackson, R 43 yd field goal		10-48	3:59	24	24
4th	11:42	UM	Matt Boshier 51 yd field goal		8-46	4:02	24	27
	09:40	CU	McDaniel, D 23 yd interception return	(Jackson, R kick)			31	27
	09:20	UM	Travis Benjamin 69 yd pass from Jacory Harris	(Matt Boshier kick)	1-69	0:20	31	34
	00:05	CU	Jackson, R 30 yd field goal		10-47	3:18	34	34
OT	15:00	UM	Matt Boshier 22 yd field goal		8-0	0:00	34	37
	15:00	CU	Ford, J 26 yd pass from Parker, K		8-0	0:00	40	37

Attendance: 43778

TEAM STATISTICS

	CU	UM
FIRST DOWNS	22	18
RUSHES-YARDS (NET)	34-84	35-177
PASSING YDS (NET)	326	256
Passes Att-Comp-Int	37-25-1	27-17-3
TOTAL OFFENSE PLAYS-YARDS	71-410	62-433
Fumble Returns-Yards	0-0	1-53
Punt Returns-Yards	0-0	1-3
Kickoff Returns-Yards	7-173	3-59
Interception Returns-Yards	3-50	1-0
Punts (Number-Avg)	3-45.3	3-46.3
Fumbles-Lost	3-2	2-1
Penalties-Yards	4-39	11-79
Possession Time	31:44	28:16
Third-Down Conversions	7 of 14	8 of 14
Fourth-Down Conversions	1 of 1	0 of 0
Red-Zone Scores-Chances	3-4	1-1
Sacks By: Number-Yards	3-19	2-38

INDIVIDUAL STATISTICS

RUSHING: Clemson-Spiller, C 14-81; Harper, J 6-19; Ford, J 2-16; Ellington, A 6-12; TEAM 1-minus 2; Parker, K 5-minus 42. **Miami** -Graig Cooper 17-99; Javarris James 6-56; Damien Berry 8-55; Travis Benjamin 1-minus 14; Jacory Harris 3-minus 19.

PASSING: Clemson-Parker, K 25-37-1-326. **Miami** -Jacory Harris 17-27-3-256.

RECEIVING: Clemson-Spiller, C 6-104; Palmer, M 5-74; Allen, D 4-36; Ellington, A 3-25; Ford, J 2-37; Ashe, T 2-26; Harper, J 2-9; Dye, X 1-15. **Miami** -Leonard Hankerson 5-87; Travis Benjamin 3-82; Thearon Collier 3-36; Dedrick Epps 2-27; LaRon Byrd 1-15; Jimmy Graham 1-8; Graig Cooper 1-4; Mike James 1-minus 3.

MIAMI HURRICANES **WAKE FOREST DEMON DEACONS**

28 **27**

SATURDAY, OCT. 31, 2009 - BB&T FIELD

Winston-Salem, N.C. (AP) - Jacory Harris threw a 13-yard touchdown pass to Travis Benjamin with 1:08 left, and No. 18 Miami rallied to beat Wake Forest 28-27 on Saturday.

Harris threw for 330 yards and three touchdowns for the Hurricanes (6-2, 3-2 ACC), who trailed 27-14 going into the fourth quarter. Miami took advantage of a muffed punt to score a touchdown, then took its first lead when Harris directed an 82-yard scoring drive in the final minutes that ended with Benjamin's diving catch near the left pylon.

Riley Skinner threw for 349 yards and two touchdowns for the Demon Deacons (4-5, 2-3), but may have sustained a concussion when he took a hard hit on a keeper that ripped off his helmet with about 6 1/2 minutes left. The four-year starter sat out the rest of the game, watching backup Ryan McManus direct Wake Forest's desperate final drive.

Score by Quarters	1	2	3	4	Score
Miami	0	14	0	14	28
Wake Forest	10	10	7	0	27

SCORING SUMMARY:

Qtr	Time	Team	Scoring play	Conversion	Plays-Yds	TOP	UM	WF
1st	09:16	WF	Newman, J 23 yd field goal		9-78	4:10	0	3
	02:23	WF	Bohanon, T 3 yd pass from Skinner, R	(Newman, J kick)	8-75	4:02	0	10
2nd	10:36	WF	Skinner, R 7 yd run	(Newman, J kick)	10-80	4:55	0	17
	09:08	UM	Aldarius Johnson 35 yd pass from Jacory Harris	(Matt Boshier kick)	5-67	1:28	7	17
	00:42	WF	Newman, J 42 yd field goal		8-49	2:30	7	20
	00:03	UM	Damien Berry 3 yd run	(Matt Boshier kick)	5-64	0:39	14	20
3rd	05:38	WF	Givens, C 44 yd pass from Skinner, R	(Newman, J kick)	9-77	2:29	14	27
4th	11:47	UM	Tervaris Johnson 2 yd pass from Jacory Harris	(Matt Boshier kick)	1-2	0:06	21	27
	01:08	UM	Travis Benjamin 13 yd pass from Jacory Harris	(Matt Boshier kick)	9-82	1:32	28	27

Attendance: 30011

TEAM STATISTICS

	UM	WF
FIRST DOWNS	19	33
RUSHES-YARDS (NET)	21-26	33-147
PASSING YDS (NET)	330	408
Passes Att-Comp-Int	43-22-1	53-35-1
TOTAL OFFENSE PLAYS-YARDS	64-356	86-555
Fumble Returns-Yards	0-0	0-0
Punt Returns-Yards	0-0	1-12
Kickoff Returns-Yards	4-82	4-84
Interception Returns-Yards	1-5	1-0
Punts (Number-Avg)	9-43.0	4-41.2
Fumbles-Lost	1-0	3-3
Penalties-Yards	7-57	8-60
Possession Time	21:08	38:52
Third-Down Conversions	4 of 14	7 of 16
Fourth-Down Conversions	1 of 1	1 of 1
Red-Zone Scores-Chances	3-3	3-3
Sacks By: Number-Yards	2-9	5-49

INDIVIDUAL STATISTICS

RUSHING: Miami -Graig Cooper 6-27; Damien Berry 7-26; Travis Benjamin 1-10; Mike James 1-7; Jacory Harris 6-minus 44. **Wake Forest**-Adams, J 9-48; Skinner, R 7-43; Pendergrass, B 10-25; McManus, R 3-17; Williams, Marsh 1-7; Bohanon, T 2-4; Brown, D 1-3.

PASSING: Miami -Jacory Harris 22-43-1-330. **Wake Forest** -Skinner, R 29-43-1-349; McManus, R 5-9-0-42; Williams, Marsh 1-1-0-17.

RECEIVING: Miami -Leonard Hankerson 5-97; Thearon Collier 4-78; Travis Benjamin 4-50; Aldarius Johnson 3-74; LaRon Byrd 2-13; Mike James 1-12; Tervaris Johnson 1-2; Graig Cooper 1-2; Jimmy Graham 1-2. **Wake Forest**-Brown, D 12-101; Williams, Marsh 5-81; Adams, J 5-71; Rinifrette, M 4-44; Givens, C 3-60; Ford, C 3-18; Skinner, R 1-17; Pendergrass, B 1-13; Bohanon, T 1-3.



U **GAME 9** **V**

MIAMI HURRICANES **VIRGINIA CAVALIERS**

52 **17**

SATURDAY, NOV. 7, 2009 - LAND SHARK STADIUM

MIAMI GARDENS, Fla. (AP) - A defense that couldn't stop anything a week ago was suddenly airtight. An oft-injured running back had the best game of his career. And a punt returner somehow evaded seven would-be tacklers on his way to a touchdown.

For No. 16 Miami, everything worked. Graig Cooper rushed for a career-best 152 yards and a touchdown, Thearon Collier cut across the field for a remarkable 60-yard punt return touchdown and Miami eased past struggling Virginia 52-17 Saturday--finally avenging a loss that hovered over the Hurricanes for two years.

Jacory Harris finished 18 of 31 for 232 yards with two TDs for the Hurricanes (7-2, 4-2). The 35-point margin of victory was Miami's biggest in an ACC game since beating Duke 52-7 in 2005.

Rashawn Jackson had a 34-yard rushing touchdown for Virginia (3-6, 2-3), which has lost 10 of 13 starting with an overtime defeat to Miami last season, a slide that's placed coach Al Groh's future at his alma mater in doubt.

The Cavaliers were outgained 515-149 and played without starting quarterback Jameel Sewell, who warmed up but was eventually ruled out with a shoulder injury.

Score by Quarters	1	2	3	4	Score
Virginia	10	7	0	0	17
Miami	17	7	14	14	52

SCORING SUMMARY:

Qtr	Time	Team	Scoring play	Conversion	Plays-Yds	TOP	UM	WF
1st	09:08	UM	Matt Boshier 42 yd field goal		9-27	4:17	0	3
	05:26	VA	Robert Randolph 34 yd field goal		4-2	1:12	3	3
	02:54	VA	Rashawn Jackson 34 yd run (Drew Jarrett kick)		3-45	1:05	10	3
2nd	02:29	UM	Leonard Hankerson 35 yd pass from J.Harris (Matt Boshier kick)		2-51	0:25	10	10
	01:17	UM	Thearon Collier 60 yd punt return (Matt Boshier kick)				10	17
	13:10	UM	Jimmy Graham 5 yd pass from Jacory Harris (Matt Boshier kick)		5-25	1:50	10	24
3rd	02:28	VA	Bill Schautz 20 yd blocked punt return (Drew Jarrett kick)				17	24
	10:14	UM	Damien Berry 2 yd run (Matt Boshier kick)		10-79	4:46	17	31
4th	00:27	UM	Damien Berry 1 yd run (Matt Boshier kick)		15-80	6:15	17	38
	11:33	UM	Graig Cooper 3 yd run (Matt Boshier kick)		5-90	2:28	17	45
	03:34	UM	Kendal Thompkins 15 yd pass from A.J. Highsmith (Matt Boshier kick)		4-20	1:28	17	52

Attendance: 48350

TEAM STATISTICS

	UVA	UM
FIRST DOWNS	10	27
RUSHES-YARDS (NET)	24-74	49-268
PASSING YDS (NET)	75	247
Passes Att-Comp-Int	29-11-1	34-19-1
TOTAL OFFENSE PLAYS-YARDS	53-149	83-515
Fumble Returns-Yards	0-0	0-0
Punt Returns-Yards	1-35	2-57
Kickoff Returns-Yards	6-107	4-57
Interception Returns-Yards	1-49	1-2
Punts (Number-Avg)	9-35.1	2-6.0
Fumbles-Lost	0-0	0-0
Penalties-Yards	4-48	8-50
Possession Time	24:00	36:00
Third-Down Conversions	2 of 12	8 of 14
Fourth-Down Conversions	0 of 0	1 of 3
Red-Zone Scores-Chances	1-1	6-6
Sacks By: Number-Yards	2-25	2-27

INDIVIDUAL STATISTICS

RUSHING: Virginia-Rashawn Jackson 8-77; Mikell Simpson 7-14; Torrey Mack 4-12; Marc Verica 5-minus 29. Miami -Graig Cooper 18-152; Lee Chambers 10-67; Damien Berry 12-53; Mike James 4-18; Javarris James 1-3; Jacory Harris 4-minus 25.

PASSING: Virginia - Marc Verica 11-29-1-75. Miami -Jacory Harris 18-31-1-232; A.J. Highsmith 1-3-0-15.

RECEIVING: Virginia-Rashawn Jackson 3-3; Tim Smith 2-12; Mikell Simpson 2-6; Torrey Mack 1-16; Jared Green 1-15; Dontrelle Inman 1-13; Colter Phillips 1-10. Miami -LaRon Byrd 3-56; Leonard Hankerson 2-40; Tervaris Johnson 2-26; Dedrick Epps 2-24; Mike James 2-16; Travis Benjamin 1-16; Aldarius Johnson 1-16; Kendal Thompkins 1-15; Damien Berry 1-11; Javarris James 1-8; Lee Chambers 1-8; Graig Cooper 1-6; Jimmy Graham 1-5.

U **GAME 10** **NC**

MIAMI HURRICANES **NORTH CAROLINA TAR HEELS**

24 **33**

SATURDAY, NOV. 14, 2009 - KENAN STADIUM

CHAPEL HILL, N.C. (AP) - Kendric Burney returned one of his three interceptions for a 77-yard touchdown and his third pick resulted in a bizarre fourth-quarter score that helped North Carolina beat No. 12 Miami 33-24 on Saturday.

Burney fumbled his third interception on what looked to be a forward lateral, but Melvin Williams picked up the loose ball and ran the last 44 yards for a score. The touchdown held up on review after replays showed the ball slipping from Burney's hand, confirming a play that gave the Tar Heels (7-3, 3-3 Atlantic Coast Conference) a 30-17 lead with about 9 1/2 minutes left.

Casey Barth kicked four field goals, including the clincher with 1:57 left, to help North Carolina become bowl-eligible for the second straight year and give Butch Davis yet another win against his former program. It also was North Carolina's fifth consecutive win against ranked teams dating to last season.

It was quite a way for the Tar Heels to close their home schedule. Their defense, which came in ranked fifth in the nation, allowed 435 yards but harassed Jacory Harris into a career-high four interceptions - with three going to Burney to end drives deep in North Carolina territory.

Harris threw for 319 yards and a touchdown for the Hurricanes (7-3, 4-3), and Graig Cooper and Damien Berry each ran for scores. But they had to play catch-up almost the entire game, with North Carolina using Burney's long TD return to take a 20-7 halftime lead then getting a 32-yard field goal from Barth midway through the third.

Score by Quarters	1	2	3	4	Score
Miami	0	7	10	7	24
North Carolina	0	20	3	10	33

SCORING SUMMARY:

Qtr	Time	Team	Scoring play	Conversion	Plays-Yds	TOP	UM	WF
2nd	14:12	NC	Little, G 29 yd pass from Yates, T (Barth, C kick)		7-80	3:50	0	7
	11:44	UM	Damien Berry 1 yd run (Matt Boshier kick)		5-72	2:23	7	7
	08:21	NC	Barth, C 22 yd field goal		9-54	3:16	7	10
	04:05	NC	Barth, C 42 yd field goal		7-20	2:40	7	13
3rd	00:56	NC	Burney, K 77 yd interception return (Barth, C kick)				7	20
	08:47	NC	Barth, C 32 yd field goal		13-71	5:11	7	23
	05:19	UM	Matt Boshier 39 yd field goal		9-58	3:20	10	23
4th	01:18	UM	Graig Cooper 3 yd run (Matt Boshier kick)		10-59	2:57	17	23
	09:28	NC	Williams, M 44 yd interception return (Barth, C kick)				17	30
	07:21	UM	Jimmy Graham 14 yd pass from Jacory Harris (Matt Boshier kick)		5-69	2:00	24	30

Attendance: 57500

TEAM STATISTICS

	UM	UNC
FIRST DOWNS	24	17
RUSHES-YARDS (NET)	25-116	32-116
PASSING YDS (NET)	319	213
Passes Att-Comp-Int	51-28-4	31-17-0
TOTAL OFFENSE PLAYS-YARDS	76-435	63-329
Fumble Returns-Yards	0-0	0-0
Punt Returns-Yards	2-14	1-3
Kickoff Returns-Yards	8-132	4-87
Interception Returns-Yards	0-0	4-214
Punts (Number-Avg)	4-46.0	6-38.5
Fumbles-Lost	1-0	2-0
Penalties-Yards	3-20	3-35
Possession Time	29:34	30:26
Third-Down Conversions	4 of 13	4 of 14
Fourth-Down Conversions	2 of 3	0 of 0
Red-Zone Scores-Chances	3-4	3-3
Sacks By: Number-Yards	1-5	2-13

INDIVIDUAL STATISTICS

RUSHING: Miami -Graig Cooper 15-63; Damien Berry 6-41; Matt Boshier 1-26; Travis Benjamin 1-minus 1; Jacory Harris 2-minus 13. North Carolina-Houston, R 24-76; Boyd, J 2-31; Little, G 3-11; Elzy, A 1-3; White, J 1-0; Yates, T 1-minus 5.

PASSING: Miami - Jacory Harris 28-50-4-319; TEAM 0-1-0-0. North Carolina-Yates, T 17-31-0-213.

RECEIVING: Miami -Leonard Hankerson 7-92; Graig Cooper 7-37; LaRon Byrd 4-61; Mike James 3-15; Damien Berry 2-50; Travis Benjamin 2-19; Aldarius Johnson 1-23; Jimmy Graham 1-14; Thearon Collier 1-8. North Carolina-Pianalto, Z 5-51; Ramsay, D 2-40; Little, G 2-35; Houston, R 2-26; Highsmith, E 2-20; White, J 1-25; Jackson, M 1-12; Rome, B 1-3; Harrelson, T 1-1.



MIAMI HURRICANES **DUKE BLUE DEVILS**

34 **16**

SATURDAY, NOV. 21, 2009 - LAND SHARK STADIUM

MIAMI GARDENS, Fla. (AP) - Jacory Harris threw for 348 yards and two touchdowns, Darryl Sharpton capped his final home game with a 73-yard interception return for a score, and No. 21 Miami staved off a Duke challenge for the fourth straight year in a 34-16 win Saturday. Damien Berry's 2-yard touchdown run early in the fourth quarter opened the floodgates for Miami (8-3, 5-3 Atlantic Coast Conference). Leonard Hankerson had career bests of eight catches and 143 yards - including a 44-yard score - for the Hurricanes, who scored the final 24 points to keep hope alive for their first 10-win season since 2003.

The Blue Devils led 16-10 early in the third quarter. After that, it was all Miami, which out-gained Duke 252-118 over the last 26 minutes.

Thaddeus Lewis - playing in his hometown - finished 20 of 37 for 303 yards for Duke (5-6, 3-4), taking over the school's all-time lead in passing yardage with 9,678. Donovan Varner caught eight passes for a career-high 165 yards and a touchdown for the Blue Devils.

Duke took a 16-10 lead on Will Snyderwine's third field goal of the game, a 26-yarder early in the third quarter. Berry - with the crowd announced at 38,200 chanting his name throughout the drive - scored with 13:41 left to cap a 15-play, 90-yard march and put Miami ahead to stay. Hankerson's TD grab, stretching over the goal line while being tackled, made it a two-score game. Then Sharpton made his first career interception count 90 seconds later, picking Lewis off and streaking to the end zone.

Harris completed 25 of 43 passes and now has 3,003 yards this season, making him the seventh Miami quarterback with a 3,000-yard season and the first since Ken Dorsey in 2002. Miami converted 14 of 21 chances on third down, compared with Duke going 3 for 12.

Score by Quarters	1	2	3	4	Score
Duke	3	10	3	0	16
Miami	3	7	3	21	34

SCORING SUMMARY:

Qtr	Time	Team	Scoring play	Conversion	Plays-Yds	TOP	UM	WF
1st	05:50	DU	Snyderwine, W. 30 yd field goal		5-68	1:33	3	0
	01:25	UM	Matt Boshier 33 yd field goal		6-17	2:22	3	3
2nd	14:50	DU	Snyderwine, W. 49 yd field goal		6-14	1:35	6	3
	04:50	UM	Tervaris Johnson 5 yd pass from Jacory Harris (Matt Boshier kick)		12-80	4:52	6	10
	02:17	DU	Varner, D. 24 yd pass from Lewis, T. (Snyderwine, W. kick)		8-80	2:33	13	10
3rd	11:05	DU	Snyderwine, W. 26 yd field goal		10-60	3:55	16	10
	06:15	UM	Matt Boshier 20 yd field goal		12-54	4:50	16	13
4th	13:41	UM	Damien Berry 2 yd run (Matt Boshier kick)		15-90	7:09	16	20
	07:37	UM	Leonard Hankerson 44 yd pass from J. Harris (Matt Boshier kick)		5-80	2:36	16	27
	06:06	UM	Darryl Sharpton 73 yd interception return (Matt Boshier kick)		16	34		

Attendance: 38200

TEAM STATISTICS

	DUKE	UM
FIRST DOWNS	18	25
RUSHES-YARDS (NET)	22-55	44-148
PASSING YDS (NET)	303	348
Passes Att-Comp-Int	37-20-1	43-25-1
TOTAL OFFENSE PLAYS-YARDS	59-358	87-496
Fumble Returns-Yards	0-0	0-0
Punt Returns-Yards	-1-1	-2-7
Kickoff Returns-Yards	-5-115	-4-46
Interception Returns-Yards	-1-9	-1-73
Punts (Number-Avg)	4-42.5	3-40.7
Fumbles-Lost	1-1	1-1
Penalties-Yards	1-0	5-49
Possession Time	21:34	38:26
Third-Down Conversions	3 of 12	14 of 21
Fourth-Down Conversions	0 of 1	1 of 1
Red-Zone Scores-Chances	2-3	4-6
Sacks By: Number-Yards	1-4	1-7

INDIVIDUAL STATISTICS

RUSHING: Duke-Hollingsworth 10-32; Scott, D. 10-27; Lewis, T. 2-minus 4. **Miami** -Damien Berry 16-76; Graig Cooper 14-42; Javarris James 9-33; Travis Benjamin 1-9; TEAM 1-minus 1; Jacory Harris 3-minus 11.

PASSING: Duke-Lewis, T. 20-37-1-303. **Miami** -Jacory Harris 25-43-1-348.

RECEIVING: Duke-Varner, D. 8-165; Kelly, A. 4-31; Vernon, C. 3-52; Hollingsworth 2-24; King, B. 1-16; Parker, D. 1-9; Scott, D. 1-6. **Miami** -Leonard Hankerson 8-143; Jimmy Graham 5-73; Travis Benjamin 3-43; Javarris James 2-19; Dedrick Epps 2-17; Tervaris Johnson 2-14; Aldarius Johnson 1-20; LaRon Byrd 1-17; Graig Cooper 1-2.

MIAMI HURRICANES **USF BULLS**

31 **10**

SATURDAY, NOV. 28, 2009 - RAYMOND JAMES STADIUM

TAMPA, Fla. (AP) - Jacory Harris picked his receiver, let a spiral fly into the end zone and cringed when someone he wasn't expecting came down with the football.

Fortunately for him, it was a teammate. Harris' 33-yard touchdown pass to Dedrick Epps - who wasn't the intended receiver - late in the third quarter swung momentum back Miami's way, and the 19th-ranked Hurricanes closed their regular season with a 31-10 win Saturday over South Florida. Harris threw for 161 yards and two scores, and Javarris James rushed for two short touchdowns as the Hurricanes ran out to a quick 21-3 lead. Miami (9-3) used a strong ground game to outgain the Bulls 401-220, even with left tackle Jason Fox out of the lineup because of illness.

Damien Berry rushed for 114 yards, Graig Cooper added 83 more and the Hurricanes capped their first nine-win regular season since 2005. They'll try for their first 10-win season since 2003 in the bowl game - destination undetermined but surely helped by Saturday's showing. A.J. Love caught a 12-yard touchdown pass for South Florida (7-4), which closes its regular season at Connecticut next Saturday. The Bulls fell to 7-28 when allowing at least 31 points. The schools were meeting for just the second time, with plans calling for the teams to play in late November annually until 2013, by which time another true Sunshine State rivalry could be born. It's not there yet, and to the chagrin of 66,469 - the second-most in South Florida history - Miami wasted no time pointing that out. A 12-play, 81-yard drive on the opening series set the tone, fueled by a gutsy call and Berry's 6-yard run on 4th-and-1 from the USF 17. On the very next play, Leonard Hankerson made a juggling catch in the right side of the end zone, and the Hurricanes were on their way. Darryl Sharpton forced USF quarterback B.J. Daniels into a fumble later in the opening quarter, Randy Phillips recovered and James went in from 5 yards out three plays later for a 14-0 lead. Midway through the second quarter, James struck again, a 2-yard scoring burst to wrap up a 10-play, 61-yard drive and put Miami up 21-3. Eventually, South Florida's defense stopped making things easy for Miami. The Hurricanes ran 36 plays for 233 yards on their first four drives, with three touchdowns.

Score by Quarters	1	2	3	4	Score
Miami	14	7	7	3	31
USF	0	3	7	0	10

SCORING SUMMARY:

Qtr	Time	Team	Scoring play	Conversion	Plays-Yds	TOP	UM	WF
1st	09:20	UM	Leonard Hankerson 11 yd pass from J. Harris (Matt Boshier kick)		12-81	5:40	7	0
	01:50	UM	Javarris James 5 yd run (Matt Boshier kick)		3-24	0:42	14	0
2nd	12:35	USF	SCHWARTZ, Eric 36 yd field goal		10-61	4:15	14	3
	08:36	UM	Javarris James 2 yd run (Matt Boshier kick)		11-85	3:59	21	3
3rd	08:12	USF	LOVE, A.J. 12 yd pass from DANIELS, B.J. (SCHWARTZ, Eric kick)		13-83	6:48	21	10
	01:38	UM	Dedrick Epps 33 yd pass from Jacory Harris (Matt Boshier kick)		2-46	0:37	28	10
4th	09:49	UM	Matt Boshier 32 yd field goal		9-48	5:04	31	10

Attendance: 66469

TEAM STATISTICS

	UM	USF
FIRST DOWNS	22	11
RUSHES-YARDS (NET)	47-240	39-143
PASSING YDS (NET)	161	77
Passes Att-Comp-Int	22-11-0	16-6-1
TOTAL OFFENSE PLAYS-YARDS	69-401	55-220
Fumble Returns-Yards	0-0	0-0
Punt Returns-Yards	0-0	1-2
Kickoff Returns-Yards	-3-25	-6-115
Interception Returns-Yards	-1-10	-0-0
Punts (Number-Avg)	4-44.8	6-37.7
Fumbles-Lost	1-0	2-1
Penalties-Yards	10-62	6-34
Possession Time	33:20	26:40
Third-Down Conversions	6 of 14	5 of 13
Fourth-Down Conversions	1 of 2	0 of 0
Red-Zone Scores-Chances	4-5	2-2
Sacks By: Number-Yards	3-23	1-5

INDIVIDUAL STATISTICS

RUSHING: Miami -Damien Berry 12-114; Graig Cooper 16-83; Javarris James 11-37; Lee Chambers 6-11; TEAM 1-minus 1; Jacory Harris 1-minus 4. **USF** -PLANCHER,Moise 15-78; DANIELS,BJ 16-39; MURRAY,Demetri 3-18; FORD,Mike 2-5; KELLY,Richard 1-2; LAMAR, Lindsey 2-1.

PASSING: Miami -Jacory Harris 11-21-0-161; Graig Cooper 0-1-0-0. **USF** -DANIELS,BJ 6-16-1-77.

RECEIVING: Miami -Dedrick Epps 2-40; Leonard Hankerson 2-21; Mike James 2-18; Tervaris Johnson 1-28; Graig Cooper 1-22; Aldarius Johnson 1-19; LaRon Byrd 1-11; Javarris James 1-2. **USF** -MITCHELL,Carl 1-21; FORD,Mike 1-17; HESTER,Jessie 1-16; LOVE,A.J. 1-12; LAMAR, Lindsey 1-11; PLANCHER,Moise 1-0.



2009 Team Statistics

TEAM STATISTICS	MIAMI	OPP
SCORING	380	268
Points Per Game	31.7	22.3
FIRST DOWNS	261	207
Rushing	93	83
Passing	158	102
Penalty	10	22
RUSHING YARDAGE	1733	1420
Yards gained rushing	2122	1814
Yards lost rushing	389	394
Rushing Attempts	440	409
Average Per Rush	3.9	3.5
Average Per Game	144.4	118.3
TDs Rushing	20	8
PASSING YARDAGE	3217	2435
Comp-Att-Int	230-386-17	189-354-8
Average Per Pass	8.3	6.9
Average Per Catch	14.0	12.9
Average Per Game	268.1	202.9
TDs Passing	24	14
TOTAL OFFENSE	4950	3855
Total Plays	826	763
Average Per Play	6.0	5.1
Average Per Game	412.5	321.2
KICK RETURNS: #-Yards	52-1055	64-1335
PUNT RETURNS: #-Yards	24-217	11-111
INT RETURNS: #-Yards	8-89	17-447
KICK RETURN AVERAGE	20.3	20.9
PUNT RETURN AVERAGE	9.0	10.1
INT RETURN AVERAGE	11.1	26.3
FUMBLES-LOST	12-3	21-10
PENALTIES-Yards	90-683	62-521
Average Per Game	56.9	43.4
PUNTS-Yards	48-1935	63-2496
Average Per Punt	40.3	39.6
Net punt average	35.1	34.3
TIME OF POSSESSION/Game	31:03	28:57
3RD-DOWN Conversions	77/166	60/168
3rd-Down Pct	46%	36%
4TH-DOWN Conversions	9/17	4/10
4th-Down Pct	53%	40%
SACKS BY-Yards	23-191	30-233
MISC YARDS	0	0
TOUCHDOWNS SCORED	48	29
FIELD GOALS-ATTEMPTS	14-16	22-29
ON-SIDE KICKS	0-0	0-1
RED-ZONE SCORES	(41-51) 80%	(28-35) 80%
RED-ZONE TOUCHDOWNS	(32-51) 63%	(12-35) 34%
PAT-ATTEMPTS	(48-48) 100%	(26-27) 96%
ATTENDANCE	285306	349743
Games/Avg Per Game	6/47551	6/58290
Neutral Site Games		0/0

Date	Opponent	W/L	Score	Attendance
*Sept. 7	at #18 Florida State	W	38-34	81077
*Sept. 17	#14 GEORGIA TECH	W	33-17	45329
*Sept. 26	at #11 Virginia Tech	L	7-31	66233
Oct. 3	#8 OKLAHOMA	W	21-20	61790
Oct. 10	FLORIDA A&M	W	48-16	47859
Oct. 17	at UCF	W	27-7	48453
*Oct. 24	CLEMSON	L (OT)	37-40	43778
*Oct. 31	at Wake Forest	W	28-27	30011
*Nov. 7	VIRGINIA	W	52-17	48350
*Nov. 14	at North Carolina	L	24-33	57500
*Nov. 21	DUKE	W	34-16	38200
Nov. 28	at USF	W	31-10	66469

* ACC game AP rank in ()

SCORE BY QUARTERS	1st	2nd	3rd	4th	OT	Total
Miami (Fla.)	72	93	108	104	3	380
Opponents	57	77	77	51	6	268

100-YARD PERFORMANCES

Rushing

Oklahoma	
Javaris James	15-150
Florida A&M	
Damien Berry	14-162
Virginia	
Graig Cooper	18-152
USF	
Damien Berry	12-114

Receiving

Florida State	
Travis Benjamin	4-128

USF

Leonard Hankerson	8-143
-------------------	-------

SCORING IN THE RED ZONE

	UM	Opp.
Times	46	33
Scores	37	26
Touchdowns	29	11
Field Goals	8	15
Turnovers	2	2
Missed Field Goals	2	4
Interceptions	1	2
Fumbles Lost	1	0
Lost on Downs	3	0
Game/Half Ended	2	1

THIRD-DOWN CONVERSIONS

	UM	Opp.
Florida State	5/13	6/15
Georgia Tech	8/13	6/14
Virginia Tech	1/11	5/14
Oklahoma	8/13	5/15
Florida A&M	5/13	4/14
UCF	6/13	6/15
Clemson	8/14	7/14
Wake Forest	4/14	7/16
Virginia	8/14	2/12
North Carolina	4/13	4/14
Duke	14/21	3/12
USF	6/14	5/13
Totals	77/166	60/168

NON-OFFENSIVE SCORES (4)

Florida A&M

Thearon Collier
61-yd punt return for TD

Clemson

Marcus Robinson
53-yd fumble return for TD

Virginia

Thearon Collier
60-yd punt return for TD

Duke

Darryl Sharpton
73-yd INT return for TD



2009 Defensive Statistics

DEFENSIVE LEADERS	GP	Tackles			TFL/Yds	Sacks			BrUp	QBH	Fumbles		FF	Blkd Kick	Saf
		Solo	Ast	Total		No-Yards	Int-Yds	Rcv-Yds							
50 Darryl Sharpton	12	55	36	91	7.0-14	.	1-73	3	1	.	1	.	.		
44 Colin McCarthy	12	49	39	88	9.5-26	1.0-12	1-9	1	.	.	1	.	.		
1 Brandon Harris	12	37	15	52	6.0-12	1.0-5	2-10	14	.	.	2	.	.		
6 Randy Phillips	9	31	15	46	.	.	2-0	1	.	2-0	.	.	.		
9 Sam Shields	11	27	13	40	1.0-5	.	.	2	.	1-0	1	.	.		
7 Vaughn Telemaque	11	25	14	39	2.0-5	.	.	4	.	1-0	.	.	.		
31 Sean Spence	9	19	17	36	6.5-33	3.0-28	.	1	1		
57 Allen Bailey	12	17	15	32	11.0-77	7.0-66	.	1	1	.	2	.	.		
37 Jared Campbell	12	18	10	28	1.0-6	.	.	5	1		
91 Joe Joseph	12	12	16	28	5.5-13	1-0	.	.	.		
45 Ramon Buchanan	12	19	7	26	3.5-5	.	.	2	1		
8 Demarcus Van Dyke	11	18	6	24	2.0-9	.	1-5	3		
35 Olivier Vernon	10	7	14	21	5.0-16	0.5-3	.	.	2		
92 Josh Holmes	11	12	9	21	6.0-23	1.0-5	.	.	1	1-0	.	.	.		
26 Ray-Ray Armstrong	9	12	7	19	.	.	.	1		
90 Steven Wesley	11	10	7	17	6.0-23	3.0-18	.	.	2		
56 Marcus Robinson	12	9	8	17	6.0-38	4.0-35	.	.	3	1-53	2	.	.		
54 Micanor Regis	12	5	12	17	3.0-6	0.5-2	1-2	.	1	.	1	.	.		
11 Arthur Brown	12	8	5	13	0.5-1	1-0	.	.	.		
48 Andrew Smith	10	8	4	12	1.0-3	.	.	.	1	1-0	.	.	.		
24 Chavez Grant	12	8	2	10	0.5-3	.	.	3		
94 Eric Moncur	5	4	6	10	1.0-10	1.0-10	.	.	1		
29 JoJo Nicolas	3	3	7	10		
38 Cory Nelms	11	4	3	7		
33 Alex Uribe	6	4	3	7		
34 C.J. Holton	11	4	3	7		
20 Damien Berry	12	5	1	6		
25 Matt Boshier	12	6	.	6		
32 Lee Chambers	8	3	1	4		
58 Jordan Futch	5	2	2	4		
96 Curtis Porter	7	2	2	4	1.0-4		
98 Jeremy Lewis	7	2	1	3	.	.	.	1		
43 John Calhoun	12	.	2	2		
21 Brandon McGee	10	.	2	2		
13 Ryan Hill	3	1	1	2		
36 Kylan Robinson	12	.	1	1		
66 Harland Gunn	11	1	.	1		
74 Orlandon Franklin	12	1	.	1		
83 Kendal Thompkins	9	.	1	1	1-0	.	.	.		
86 Tommy Streeter	9	.	1	1		
65 Matt Pipho	12	1	.	1		
80 Jimmy Graham	12	1	.	1		
60 Chris Ivory	12	1	.	1		
47 LaRon Byrd	12	1	.	1		
22 Mike James	12	1	.	1		
85 Leonard Hankerson	12	1	.	1		
2 Graig Cooper	11	1	.	1		
TM TEAM	10	1		
Total	12	455	308	763	85-332	23-191	8-89	42	16	10-53	10	.	1		
Opponents	12	490	336	826	66.0-332	30-233	17-447	49	18	3-4	8	3	-		



2009 Starting Lineups

OFFENSE	Florida State	Georgia Tech	Virginia Tech	Oklahoma	Florida A&M	UCF	Clemson	Wake Forest	Virginia	North Carolina	Duke	USF
WR	Byrd	Byrd	Byrd		A. Johnson	Byrd		Byrd	Byrd		Byrd	Byrd
LT	Fox	Fox	Fox	Fox	Fox	Fox	Fox	Fox	Fox	Fox	Fox	FRANKLIN
LG	Franklin	Franklin	Franklin	Franklin	Franklin	Franklin	Gunn	Franklin	Franklin	Franklin	Franklin	WASHINGTON
C	Trump	Trump	Trump	Trump	Trump	Trump	Trump	Trump	Trump	Trump	Trump	Trump
RG	GUNN	Figueroa	Gunn	Figueroa	Figueroa	Gunn	Figueroa	Figueroa	Figueroa	Figueroa	Figueroa	Gunn
RT	PIPHO	Pipho	Pipho	Pipho	Pipho	Pipho	Pipho	Pipho	Pipho	Pipho	Pipho	Pipho
TE	Gordon	Epps	GRAHAM	Epps		Epps	T. Johnson	T. Johnson	Epps	Epps	Epps	Epps
QB				T. Johnson	T. Johnson		Franklin	Epps		T. Johnson		
WR	Hankerson	Hankerson	Hankerson	Hankerson	Hankerson	Hankerson	Hankerson	Benjamin	Hankerson	Hankerson	Hankerson	Hankerson
WR			Collier								Benjamin	
QB	Jacory Harris	Jacory Harris	Jacory Harris	Jacory Harris	Jacory Harris	Jacory Harris	Jacory Harris	Jacory Harris	Jacory Harris	Jacory Harris	Jacory Harris	Jacory Harris
RB	Cooper	Cooper	J. James	J. James	J. James	J. James	Cooper	Cooper	Cooper	Cooper	J. James	Cooper
FB	J. James	J. James		M. JAMES	M. James	M. James	M. James		M. James	M. James		T. Johnson
DEFENSE	Florida State	Georgia Tech	Virginia Tech	Oklahoma	Florida A&M	UCF	Clemson	Wake Forest	Virginia	North Carolina	Duke	USF
LE	Robinson	Robinson	Wesley	Robinson	Robinson	Robinson	Wesley	Wesley	Wesley	Wesley	Robinson	Bailey
LDT	Bailey	Bailey	Bailey	Joseph	Joseph	Bailey	Joseph	Joseph	Joseph	Joseph	Bailey	Joseph
RDT	Forston	Joseph	Joseph	Holmes	Holmes	Joseph	Holmes	Holmes	Holmes	Holmes	Holmes	Holmes
RE	SMITH	Smith	VERNON	Smith	Smith	Smith	Smith	Bailey	Bailey	Bailey	Wesley	Smith
SLB	McCarthy	Spence	McCarthy	Futch		McCarthy	McCarthy	McCarthy	McCarthy	McCarthy	McCarthy	McCarthy
MLB		Sharpton	Sharpton	Sharpton	Sharpton	Sharpton	Sharpton	Sharpton	Sharpton	Sharpton	Sharpton	Sharpton
WLB	Spence	Futch	Spence	Spence	Spence	Spence	Spence			BUCHANAN		
LCB	SHIELDS	B. Harris	B. Harris	B. Harris	Shields	B. Harris	B. Harris	Van Dyke	Van Dyke	Van Dyke	B. Harris	B. Harris
RCB	Van Dyke	Shields	Van Dyke	Shields	Van Dyke	Shields	Shields	Shields	Shields	Shields	Van Dyke	Shields
FS	Grant	TELEMAQUE	Telemaque	Telemaque	Telemaque	ARMSTRONG	Telemaque	Telemaque	Telemaque	Telemaque	Telemaque	Telemaque
SS	Phillips	Phillips	Phillips	CAMPBELL	Campbell	Campbell	Campbell	Phillips	Campbell	Campbell	Phillips	Phillips
Nickel	B. Harris				B. Harris			B. Harris	B. Harris		Grant	Van Dyke
SPECIALISTS	Florida State	Georgia Tech	Virginia Tech	Oklahoma	Florida A&M	UCF	Clemson	Wake Forest	Virginia	North Carolina	Duke	USF
P	Bosher	Bosher	Bosher	Bosher	Bosher	Bosher	Bosher	Bosher	Bosher	Bosher	Bosher	Bosher
KO	Bosher	URIBE	Uribe	Uribe	Uribe	Uribe	Uribe	Bosher	Bosher	Bosher	Bosher	Bosher
PK	Bosher	Bosher	Bosher	Bosher	Bosher	Bosher	Bosher	Bosher	Bosher	Bosher	Bosher	Bosher
PR	Cooper	Benjamin	Benjamin	Benjamin	Benjamin	COLLIER	Collier	Collier	Collier	Collier	Benjamin	Collier
KOR	Cooper	Cooper	Cooper	Cooper	B. Harris	B. Harris	Cooper	B. Harris	Cooper	Cooper	Cooper	Cooper
	Harris	M. James	M. James	M. James	M. James	M. James	M. James	M. James	M. James	M. James	M. James	M. James
LS-P	Ivory	Ivory	Ivory	Ivory	Ivory	Ivory	Ivory	Ivory	Ivory	Ivory	Ivory	Ivory
LSFG	Byrne	Byrne	Byrne	Byrne	Byrne	Byrne	Byrne	Byrne	Byrne	Byrne	Byrne	Byrne
H	Perrelli	Perrelli	Perrelli	Perrelli	Perrelli	Perrelli	Perrelli	Perrelli	Perrelli	Perrelli	Perrelli	Perrelli

CAPS indicate first career start

2009 Starting Experience

Offensive Starters	2004	2005	2006	2007	2008	2009	Total
Jason Fox, OT (Sr.)	-	-	12	12	12	11	47
Javaris James, RB (Sr.)	-	-	10	12	1	7	30
Orlando Franklin, G* (Jr.)	-	-	-	3	11	12	26
A.J. Trump, OG/C (Sr.)	-	-	-	-	10	12	22
Graig Cooper, RB (Jr.)	-	-	-	1	11	7	19
Dedrick Epps, TE, (Sr.)	-	-	-	1	10	8	19
Leonard Hankerson, WR (Jr.)	-	-	-	2	2	11	15
Jacory Harris, QB (Soph.)	-	-	-	-	2	12	14
Joel Figueroa, RG (Jr.)	-	-	-	-	5	8	13
Matt Pipho, RT (Sr.)	-	-	-	-	-	12	12
LaRon Byrd, WR (Soph.)	-	-	-	-	3	7	10
Aldarius Johnson, WR (Soph.)	-	-	-	-	8	1	9
Travis Benjamin, WR (Soph.)	-	-	-	-	5	3	8
Mike James, FB (Fr.)	-	-	-	-	-	7	7
Tervaris Johnson, TE (Sr.)	-	-	-	-	-	6	6
Harland Gunn, RG (Soph.)	-	-	-	-	-	5	5
Patrick Hill, FB (Sr.)	-	-	-	-	4	-	4
Richard Gordon, TE (Sr.)	-	-	-	-	3	1	4
Thearon Collier, WR (Soph.)	-	-	-	-	3	1	4
Davon Johnson, WR (Soph.)	-	-	-	-	-	1	1
*Lined up at TE against Clemson							
Defensive Starters	2004	2005	2006	2007	2008	2009	Total
Darryl Sharpton, LB (Sr.)	-	0	5	4	9	11	29
Joe Joseph, DT (Sr.)	-	0	0	5	9	9	23
Colin McCarthy, LB (Jr.)	-	-	0	10	4	9	23
Chavez Grant, CB (Sr.)	-	-	5	6	7	2	20
Randy Phillips, CB (Sr.)	-	-	8	4	1	8	20
Brandon Harris, CB (Soph.)	-	-	-	-	6	12	18
Steven Wesley, DE (Jr.)	-	-	-	-	11	6	17
DeMarcus Van Dyke, CB (Jr.)	-	-	-	8	2	7	17
Eric Moncur, DE (Sr.)	0	2	3	8	3	-	16
Sean Spence, LB (Soph.)	-	-	-	-	9	7	16
Allen Bailey, LE/LT/RE (Jr.)	-	-	-	-	4	9	13
Marcus Robinson, RE (Soph.)	-	-	-	-	5	6	11
Vaughn Telemaque, FS (R-Fr.)	-	-	-	-	-	10	10

Defensive Starters	2004	2005	2006	2007	2008	2009	Total
Sam Shields, RCB (Sr.)	-	-	-	-	-	9	9
JoJo Nicolas, S (Jr.)	-	-	-	-	7	-	7
Andrew Smith, RE (Soph.)	-	-	-	-	-	7	7
Josh Holmes, RDT (Jr.)	-	-	-	-	-	7	7
Jared Campbell, SS (Jr.)	-	-	-	-	-	6	6
Ryan Hill, S (Sr.)	-	-	-	-	5	-	5
Adewale Ojomo, RE (Soph.)	-	-	-	-	3	-	3
Marcus Forston, DT (Soph.)	-	-	-	-	1	1	2
Ray-Ray Armstrong, FS (Fr.)	-	-	-	-	-	1	1
Jordan Futch, LB (Soph.)	-	-	-	-	-	1	1
Olivier Vernon, RE (Fr.)	-	-	-	-	-	1	1
Special Teams Starters	2005	2006	2007	2008	2009	Total	
Matt Bosher, P (Jr.)	-	-	12	13	12	37	
Ryan Hill, KOR (Sr.)	-	5	10	13	-	28	
Matt Bosher, PK (Jr.)	-	-	-	13	12	25	
Jake Byrne, K-LS (Sr.)	-	-	-	13	12	25	
Chris Ivory, P-LS (Soph.)	-	-	-	11	12	23	
Matt Bosher, KO (Sr.)	-	-	-	13	6	19	
Travis Benjamin, PR (Soph.)	-	-	-	8	5	13	
Brandon Harris, KOR (Soph.)	-	-	-	6	6	12	
Graig Cooper, PR (Jr.)	-	-	7	3	1	11	
Mike James, KR (Fr.)	-	-	-	-	11	11	
Graig Cooper, KR (Jr.)	-	-	-	-	9	9	
Thearon Collier, PR (Soph.)	-	-	-	2	6	8	
Alex Uribe, KO (Sr.)	-	-	-	-	6	6	
Jake Byrne, P-LS (Sr.)	-	-	-	2	-	2	



2009 Game-by-Game Statistics

PASSING

JACORY HARRIS

Game	Cmp	Att	Pct.	Int.	Yds	TD	Lg	Sacked
9/7 at Florida State	21	34	61.8	2	386	2	40	1
9/17 Georgia Tech	20	25	80.0	0	270	3	40	0
9/26 at Virginia Tech	9	25	36.0	1	150	0	34	3
10/3 Oklahoma	19	28	67.9	2	202	3	38	4
10/10 Florida A&M	16	24	66.7	2	217	2	37	1
10/17 at UCF	20	26	77.0	0	293	1	32	6
10/24 Clemson	17	27	62.9	3	256	2	69	3
10/31 at Wake Forest	22	43	51.2	1	330	3	35	5
11/7 Virginia	18	31	58.1	1	232	2	35	2
11/14 at North Carolina	28	50	56.0	4	319	1	32	2
11/21 Duke	25	43	58.1	2	348	2	52	1
11/28 at USF	11	21	52.4	0	161	2	33	1

A.J. HIGHSMITH

Game	Cmp	Att	Pct.	Int.	Yds	TD	Lg	Sacked
10/10 Florida A&M	3	3	100.0	0	38	0	29	1
11/7 Virginia	1	3	33.3	0	15	1	15	0

RUSHING

GRAIG COOPER

Game	No.	Yds	Avg.	TD	Lg
9/7 at Florida State	7	31	4.4	1	13
9/17 Georgia Tech	17	93	5.5	0	31
9/26 at Virginia Tech	11	55	5.0	0	14
10/3 Oklahoma	8	21	2.6	0	8
10/10 Florida A&M	Did Not Play				
10/17 at UCF	0	0	0.0	0	0
10/24 Clemson	17	99	5.8	0	25
10/31 at Wake Forest	6	27	4.5	0	20
11/7 Virginia	18	152	8.4	1	70
11/14 at North Carolina	15	63	4.2	1	20
11/21 Duke	14	43	3.0	0	8
11/28 at USF	16	83	5.2	0	18

JAVARRIS JAMES

Game	No.	Yds	Avg.	TD	Lg
9/7 at Florida State	11	36	3.3	1	9
9/17 Georgia Tech	14	72	5.1	1	14
9/26 at Virginia Tech	14	35	2.5	1	15
10/3 Oklahoma	15	150	10.0	0	50
10/10 Florida A&M	1	4	4.0	0	4
10/17 at UCF	17	65	3.8	1	8
10/24 Clemson	6	56	9.3	0	44
10/31 at Wake Forest	Did Not Play				
11/7 Virginia	1	3	3.0	0	3
11/14 at North Carolina	0	0	0.0	0	0
11/21 Duke	9	33	3.7	0	8
11/28 at USF	11	37	3.4	2	12

DAMIEN BERRY

Game	No.	Yds	Avg.	TD	Lg
10/10 Florida A&M	14	162	11.6	1	49
10/17 at UCF	14	60	4.3	1	14
10/24 Clemson	8	55	6.9	1	23
10/31 at Wake Forest	7	26	3.7	1	7
11/7 Virginia	12	56	4.4	2	15
11/14 at North Carolina	6	41	6.8	1	20
11/21 Duke	16	76	4.8	1	18
11/28 at USF	12	114	9.5	0	19

LEE CHAMBERS

Game	No.	Yds	Avg.	TD	Lg
9/7 at Florida State	5	10	2.0	0	4
9/17 Georgia Tech	2	12	6.0	0	8
9/26 at Virginia Tech	DNP				
10/3 Oklahoma	0	0	0.0	0	0
10/10 Florida A&M	16	46	2.4	1	12
10/17 at UCF	3	15	5.0	0	7
10/24 Clemson	0	0	0.0	0	0
10/31 at Wake Forest	0	0	0.0	0	0
11/7 Virginia	10	67	6.7	0	20
11/14 at North Carolina	0	0	0.0	0	0
11/21 Duke	0	0	0.0	0	0
11/28 at USF	6	11	1.8	0	9

TRAVIS BENJAMIN

Game	No.	Yds	Avg.	TD	Lg
9/7 at Florida State	1	5	5.0	0	5
9/17 Georgia Tech	1	13	13.0	0	13
9/26 at Virginia Tech	0	0	0.0	0	0
10/3 Oklahoma	1	1	1.0	0	1
10/10 Florida A&M	0	0	0.0	0	0
10/17 at UCF	2	-2	-1.0	0	5
10/24 Clemson	1	-14	-14.0	0	0
10/31 at Wake Forest	1	10	10.0	0	10
11/7 Virginia	0	0	0.0	0	0
11/14 at North Carolina	1	-1	-1.0	0	0
11/21 Duke	0	0	0.0	0	0
11/28 at USF	0	0	0.0	0	0

THEARON COLLIER

Game	No.	Yds	Avg.	TD	Lg
9/7 at Florida State	2	13	6.5	0	15
9/17 Georgia Tech	0	0	0.0	0	0
9/26 at Virginia Tech	1	-6	-6.0	0	0
10/3 Oklahoma	0	0	0.0	0	0
10/10 Florida A&M	0	0	0.0	0	0
10/17 at UCF	0	0	0.0	0	0
10/24 Clemson	0	0	0.0	0	0
10/31 at Wake Forest	0	0	0.0	0	0
11/7 Virginia	0	0	0.0	0	0
11/14 at North Carolina	0	0	0.0	0	0
11/21 Duke	Did Not Play				
11/28 at USF	0	0	0.0	0	0

JACORY HARRIS

Game	No.	Yds	Avg.	TD	Lg
9/7 at Florida State	3	1	0.3	1	4
9/17 Georgia Tech	1	0	0.0	0	0
9/26 at Virginia Tech	4	-28	-7.0	0	0
10/3 Oklahoma	4	-30	-7.5	0	0
10/10 Florida A&M	1	0	-7.0	0	0
10/17 at UCF	7	-34	-4.9	0	7
10/24 Clemson	3	-19	-6.3	0	0
10/31 at Wake Forest	6	-44	-7.3	0	5
11/7 Virginia	4	7	-6.2	0	7
11/14 at North Carolina	2	-13	-6.5	0	0
11/21 Duke	3	-11	-3.7	0	2
11/28 at USF	1	-4	-4.0	0	0

MIKE JAMES

Game	No.	Yds	Avg.	TD	Lg
9/7 at Florida State	0	0	0.0	0	0
9/17 Georgia Tech	0	0	0.0	0	0
9/26 at Virginia Tech	4	3	0.8	0	2
10/3 Oklahoma	1	3	3.0	0	3
10/10 Florida A&M	4	15	3.5	1	6
10/17 at UCF	1	1	1.0	0	1
10/24 Clemson	0	0	0.0	0	0
10/31 at Wake Forest	1	7	7.0	0	7
11/7 Virginia	4	18	4.5	0	11
11/14 at North Carolina	0	0	0.0	0	0
11/21 Duke	0	0	0.0	0	0
11/28 at USF	0	0	0.0	0	0

JOHN CALHOUN

Game	No.	Yds	Avg.	TD	Lg
10/10 Florida A&M	1	4	4.0	0	4
10/17 at UCF	0	0	0.0	0	0
10/24 Clemson	0	0	0.0	0	0
10/31 at Wake Forest	0	0	0.0	0	0
11/7 Virginia	0	0	0.0	0	0
11/14 at North Carolina	0	0	0.0	0	0
11/21 Duke	0	0	0.0	0	0
11/28 at USF	0	0	0.0	0	0



2009 Game-by-Game Statistics

RECEIVING

LEONARD HANKERSON

Game	No.	Yds	Avg.	TD	Lg
9/7 at Florida State	4	72	18.0	0	40
9/17 Georgia Tech	1	35	35.0	0	35
9/26 at Virginia Tech	3	79	26.3	0	34
10/3 Oklahoma	1	1	1.0	0	1
10/10 Florida A&M	2	42	21.0	1	37
10/17 at UCF	4	64	16.0	1	23
10/24 Clemson	5	87	17.4	1	26
10/31 at Wake Forest	5	97	19.4	0	31
11/7 Virginia	2	40	20.0	1	35
11/14 at North Carolina	7	92	13.1	0	32
11/21 Duke	8	143	17.9	1	52
11/28 at USF	2	21	10.5	0	11

TRAVIS BENJAMIN

Game	No.	Yds	Avg.	TD	Lg
9/7 at Florida State	4	128	32.0	1	40
9/17 Georgia Tech	3	29	9.7	0	20
9/26 at Virginia Tech	0	0	0.0	0	0
10/3 Oklahoma	3	61	20.3	1	38
10/10 Florida A&M	1	16	16.0	0	16
10/17 at UCF	4	46	11.5	0	13
10/24 Clemson	3	82	27.3	1	69
10/31 at Wake Forest	4	50	12.5	1	17
11/7 Virginia	1	16	16.0	0	16
11/14 at North Carolina	2	19	9.5	0	14
11/21 Duke	3	43	14.3	0	30
11/28 at USF	0	0	0.0	0	0

LARON BYRD

Game	No.	Yds	Avg.	TD	Lg
9/7 at Florida State	0	0	0.0	0	0
9/17 Georgia Tech	5	83	16.6	1	40
9/26 at Virginia Tech	4	58	14.5	0	23
10/3 Oklahoma	2	12	6.0	0	7
10/10 Florida A&M	2	20	10.0	0	17
10/17 at UCF	5	85	17.0	0	32
10/24 Clemson	1	15	15.0	0	15
10/31 at Wake Forest	2	13	6.5	0	7
11/7 Virginia	3	56	18.7	0	29
11/14 at North Carolina	4	61	15.3	0	24
11/21 Duke	1	17	17.0	0	17
11/28 at USF	1	11	11.0	0	11

DEDRICK EPPS

Game	No.	Yds	Avg.	TD	Lg
9/7 at Florida State	2	46	23.0	0	27
9/17 Georgia Tech	3	37	12.3	1	14
9/26 at Virginia Tech	2	13	6.5	0	9
10/3 Oklahoma	3	38	12.7	1	19
10/10 Florida A&M	Did Not Play				
10/17 at UCF	1	5	5.0	0	5
10/24 Clemson	2	27	13.5	0	16
10/31 at Wake Forest	0	0	0.0	0	0
11/7 Virginia	2	24	12.0	0	14
11/14 at North Carolina	0	0	0.0	0	0
11/21 Duke	2	17	8.5	0	10
11/28 at USF	2	40	20.0	1	33

GRAIG COOPER

Game	No.	Yds	Avg.	TD	Lg
9/7 at Florida State	2	24	12.0	1	24
9/17 Georgia Tech	3	32	10.7	0	13
9/26 at Virginia Tech	0	0	0.0	0	0
10/3 Oklahoma	1	3	3.0	0	3
10/10 Florida A&M	Did Not Play				
10/17 at UCF	0	0	0.0	0	0
10/24 Clemson	1	4	4.0	0	4
10/31 at Wake Forest	1	2	2.0	0	2
11/7 Virginia	1	6	6.0	0	6

11/14 at North Carolina	7	37	5.3	0	25
11/21 Duke	1	2	2.0	0	2
11/28 at USF	1	22	22.0	0	22

ALDARIUS JOHNSON

Game	No.	Yds	Avg.	TD	Lg
9/7 at Florida State	3	48	16.0	0	31
9/17 Georgia Tech	Did Not Play				
9/26 at Virginia Tech	Did Not Play				
10/3 Oklahoma	4	45	11.2	0	12
10/10 Florida A&M	2	31	15.5	0	21
10/17 at UCF	Did Not Play				
10/24 Clemson	0	0	0.0	0	0
10/31 at Wake Forest	3	74	24.7	1	35
11/7 Virginia	1	16	16.0	0	16
11/14 at North Carolina	1	23	23.0	0	23
11/21 Duke	1	20	20.0	0	20
11/28 at USF	1	19	19.0	0	19

JAVARRIS JAMES

Game	No.	Yds	Avg.	TD	Lg
9/7 at Florida State	3	35	11.7	0	20
9/17 Georgia Tech	2	12	6.0	0	9
9/26 at Virginia Tech	0	0	0.0	0	0
10/3 Oklahoma	1	4	4.0	0	4
10/10 Florida A&M	1	3	3.0	0	3
10/17 at UCF	0	0	0.0	0	0
10/24 Clemson	0	0	0.0	0	0
10/31 at Wake Forest	Did Not Play				
11/7 Virginia	1	8	8.0	0	8
11/14 at North Carolina	0	0	0.0	0	0
11/21 Duke	2	19	9.5	0	11
11/28 at USF	1	2	2.0	0	2

THEARON COLLIER

Game	No.	Yds	Avg.	TD	Lg
9/7 at Florida State	2	28	14.0	0	18
9/17 Georgia Tech	0	0	0.0	0	0
9/26 at Virginia Tech	0	0	0.0	0	0
10/3 Oklahoma	1	3	3.0	0	3
10/10 Florida A&M	1	28	28.0	0	28
10/17 at UCF	1	28	28.0	0	28
10/24 Clemson	3	36	12.0	0	20
10/31 at Wake Forest	4	78	19.5	0	29
11/7 Virginia	0	0	0.0	0	0
11/14 at North Carolina	1	8	8.0	0	8
11/21 Duke	Did Not Play				
11/28 at USF	0	0	0.0	0	0

TERVARIS JOHNSON

Game	No.	Yds	Avg.	TD	Lg
9/7 at Florida State	0	0	0.0	0	0
9/17 Georgia Tech	1	14	14.0	0	14
9/26 at Virginia Tech	0	0	0.0	0	0
10/3 Oklahoma	1	10	10.0	0	10
10/10 Florida A&M	0	0	0.0	0	0
10/17 at UCF	0	0	0.0	0	0
10/24 Clemson	0	0	0.0	0	0
10/31 at Wake Forest	1	2	2.0	1	2
11/7 Virginia	2	26	13.0	0	13
11/14 at North Carolina	0	0	0.0	0	0
11/21 Duke	2	14	7.0	1	9
11/28 at USF	1	28	28.0	0	28

JIMMY GRAHAM

Game	No.	Yds	Avg.	TD	Lg
9/7 at Florida State	0	0	0.0	0	0
9/17 Georgia Tech	1	14	14.0	1	14
9/26 at Virginia Tech	0	0	0.0	0	0
10/3 Oklahoma	1	18	18.0	1	18
10/10 Florida A&M	1	7	7.0	1	7
10/17 at UCF	2	42	21.0	0	21
10/24 Clemson	1	8	8.0	0	8
10/31 at Wake Forest	1	2	2.0	0	2

11/7 Virginia	1	5	5.0	1	5
11/14 at North Carolina	1	14	14.0	0	14
11/21 Duke	5	73	14.6	0	22
11/28 at USF	0	0	0.0	0	0

PATRICK HILL

Game	No.	Yds	Avg.	TD	Lg
9/7 at Florida State	0	0	0.0	0	0
9/17 Georgia Tech	1	14	14.0	0	14
9/26 at Virginia Tech	0	0	0.0	0	0

MIKE JAMES

Game	No.	Yds	Avg.	TD	Lg
9/7 at Florida State	1	5	5.0	0	5
9/17 Georgia Tech	0	0	0.0	0	0
9/26 at Virginia Tech	0	0	0.0	0	0
10/3 Oklahoma	1	7	7.0	0	7
10/10 Florida A&M	3	26	8.7	0	17
10/17 at UCF	1	9	9.0	0	9
10/24 Clemson	1	-3	-3.0	0	0
10/31 at Wake Forest	1	12	12.0	0	12
11/7 Virginia	2	16	8.0	0	8
11/14 at North Carolina	3	15	5.0	0	13
11/21 Duke	0	0	0.0	0	0
11/28 at USF	2	18	9.0	0	10

TOMMY STREETER

Game	No.	Yds	Avg.	TD	Lg
10/10 Florida A&M	3	55	18.3	0	29
10/17 at UCF	1	12	12.0	0	12
10/24 Clemson	0	0	0.0	0	0
10/31 at Wake Forest	0	0	0.0	0	0
11/7 Virginia	0	0	0.0	0	0
11/14 at North Carolina	0	0	0.0	0	0
11/21 Duke	0	0	0.0	0	0
11/28 at USF	0	0	0.0	0	0

KENDAL THOMPkins

Game	No.	Yds	Avg.	TD	Lg
10/10 Florida A&M	1	18	18.0	0	18
10/17 at UCF	0	0	0.0	0	0
11/7 Virginia	1	15	15.0	0	15
11/14 at North Carolina	0	0	0.0	0	0
11/21 Duke	0	0	0.0	0	0
11/28 at USF	0	0	0.0	0	0

DAMIEN BERRY

Game	No.	Yds	Avg.	TD	Lg
10/10 Florida A&M	1	5	5.0	0	5
10/17 at UCF	1	2	2.0	0	2
10/24 Clemson	0	0	0.0	0	0
10/31 at Wake Forest	0	0	0.0	0	0
11/7 Virginia	1	11	11.0	0	11
11/14 at North Carolina	2	50	25.0	0	29
11/21 Duke	0	0	0.0	0	0
11/28 at USF	0	0	0.0	0	0

JOHN CALHOUN

Game	No.	Yds	Avg.	TD	Lg
10/10 Florida A&M	1	4	4.0	0	4

LEE CHAMBERS

Game	No.	Yds	Avg.	TD	Lg
11/7 Virginia	1	8	8.0	0	8



2009 Game-by-Game Statistics

PUNTING - MATT BOSHER

Opponent	No.	Yards	Avg.	Long	Blk	TB	In20	+50
9/7 at Florida State	4	165	41.2	48	0	1	3	0
9/17 Georgia Tech	1	41	41.0	41	0	1	0	0
9/26 at Virginia Tech	6	249	41.5	53	1	0	3	1
10/3 Oklahoma	5	229	45.8	58	0	0	3	2
10/10 Florida A&M	2	95	47.5	59	0	0	1	1
10/17 at UCF	4	133	33.2	41	0	0	3	0
10/24 Clemson	3	139	46.3	55	0	0	0	1
10/31 at Wake Forest	9	387	43.0	55	0	1	4	1
11/7 Virginia	0	0	0.0	0	2	0	0	0
11/14 at North Carolina	4	184	46.0	52	0	1	2	1
11/21 Duke	3	122	40.7	57	0	1	1	1
11/28 at USF	4	179	44.8	54	0	2	2	1

PLACEKICKING - MATT BOSHER

EXTRA POINTS		FIELD GOALS				FG BREAKDOWN				
XP/XPA	PCT	FG/FGA	PCT	LG	PTS	1-19	20-29	30-39	40-49	50+
48/48	100.0	14/16	87.5	51	90	1/1	3/4	5/6	3/3	1/1
Opponent	FG/FGA	Distances	XP/XPA	Game Pts.						
9/7 at Florida State	1/1	18g	5/5	8						
9/17 Georgia Tech	1/3	34g, 26 wr, 31 wr	4/4	7						
9/26 at Virginia Tech	0/0		1/1	1						
10/3 Oklahoma	0/0		3/3	3						
10/10 Florida A&M	2/2	20g, 33g	6/6	12						
10/17 at UCF	2/2	31g, 46g	3/3	9						
10/24 Clemson	3/3	49g, 51g, 22g	4/4	13						
10/31 at Wake Forest	0/0		4/4	4						
11/7 Virginia	1/1	42g	7/7	10						
11/14 at North Carolina	1/1	39g	3/3	9						
11/21 Duke	2/2	20g, 33g	4/4	10						
11/28 at USF	1/1	32g	4/4	7						

SACKS

	UA-A	Total	FSU	GT	VT	OKLA	FAMU	UCF	CLEMSON	WAKE	UVA	UNC	DUKE	USF
Bailey, A. DL	7-0	7.0	1.0-7	-	-	1.0-6	1.0-6	-	2.0-38	2.0-9	-	-	-	-
Robinson, M. DL	4-0	4.0	1.0-10	-	-	1.0-6	1.0-4	-	-	-	1.0-15	-	-	-
Spence, S. LB	3-0	3.0	-	-	-	-	-	2.0-20	-	DNP	DNP	DNP	-	1.0-8
Wesley, S. DE	3-0	3.0	-	1.0-3	-	-	DNP	-	-	-	1.0-12	-	-	1.0-3
Harris, B. DB	1-0	1.0	-	-	-	1.0-5	-	-	-	-	-	-	-	-
Moncur, E. DL	1-0	1.0	DNP	-	-	-	1.0-10	DNP	-	DNP	DNP	DNP	DNP	DNP
Holmes, J.	1-0	1.0	-	-	-	-	-	DNP	-	-	-	1.0-5	-	-
McCarthy, C. LB	1-0	1.0	-	-	-	-	-	-	-	-	-	-	-	1.0-12
Regis, M. DL	0-1	0.5	-	0.5-2	-	-	-	-	-	-	-	-	-	-
Vernon, O. DL	0-1	0.5	-	0.5-3	-	DNP	DNP	-	-	-	-	-	-	-

TACKLES

	UA-A	Total	FSU	GT	VT	OKLA	FAMU	UCF	CLEMSON	WAKE	UVA	UNC	DUKE	USF
Sharpton, D. LB	55-36	91	3-1	6-2	1-4	3-3	1-1	5-6	8-2	4-3	3-2	5-4	11-1	5-7
McCarthy, C. LB	49-39	88	5-3	0-4	4-9	4-3	4-2	-	8-3	7-4	1-4	9-4	5-0	2-3
Harris, B. DB	37-15	52	3-6	3-1	3-2	2-2	2-1	5-2	4-0	6-0	3-0	1-0	3-1	2-0
Phillips, R. DB	31-15	46	4-2	3-2	3-4	DNP	DNP	DNP	3-3	5-2	-	6-0	3-0	4-2
Shields, S.	27-13	40	2-2	5-1	2-2	3-2	3-0	-	1-2	6-1	4-2	-	DNP	1-1
Telemaque, V. DB	25-14	39	DNP	1-2	2-0	6-3	2-1	1-0	2-2	3-2	-	2-1	5-1	1-2
Spence, S. LB	19-17	36	2-1	0-2	2-6	5-5	4-0	4-3	1-0	DNP	DNP	DNP	-	1-0
Bailey, A. DL	17-15	32	2-0	1-0	0-3	3-1	1-1	1-0	4-0	3-2	1-1	1-2	-	0-5
Campbell, J. DB	18-10	28	2-1	1-0	0-2	1-3	1-0	0-2	2-0	2-0	3-1	4-0	1-0	1-1
Joseph, J. DL	12-16	28	1-0	1-0	2-3	1-3	3-3	1-2	2-0	1-2	-	0-1	-	0-2
Buchanan, R. LB	19-7	26	1-0	-	1-0	-	3-2	-	1-1	3-0	3-0	4-2	-	3-2
Van Dyke, D. DB	18-6	24	1-0	DNP	1-2	-	2-1	1-1	3-1	3-1	2-0	3-0	2-0	-
Vernon, O. DL	7-14	21	1-2	2-2	0-5	DNP	DNP	0-1	-	-	3-0	-	-	1-4
Holmes, J.	12-9	21	-	0-1	0-2	2-0	1-0	DNP	1-2	2-3	-	1-1	4-0	1-0
Armstrong, R. DB	12-7	19	1-0	-	1-1	4-3	1-0	1-2	3-0	DNP	DNP	DNP	1-0	0-1
Regis, M. DL	5-12	17	1-0	0-2	0-3	2-0	1-2	1-1	0-1	0-1	-	-	-	0-2
Wesley, S. DE	10-7	17	1-0	2-0	2-0	-	DNP	1-0	1-2	0-1	1-0	0-1	1-1	1-2
Robinson, M. DL	9-8	17	2-0	0-1	0-1	1-2	2-2	1-0	0-1	1-1	2-0	-	-	-
Brown, A. LB	8-5	13	1-0	0-1	-	1-0	1-1	2-0	1-0	-	1-0	1-0	-	0-3
Smith, A. DL	8-4	12	1-1	2-0	DNP	-	1-1	0-1	-	DNP	1-0	2-0	-	1-1
Nicolas, J. DB	3-7	10	2-2	-	1-5	DNP	DNP	DNP	DNP	DNP	DNP	DNP	DNP	DNP
Grant, C. DB	8-2	10	1-1	-	-	1-0	1-0	0-1	1-0	-	1-0	-	3-0	-
Moncur, E. DL	4-6	10	DNP	1-2	0-1	2-3	1-0	DNP	-	DNP	DNP	DNP	DNP	DNP
Holton, C. LB	4-3	7	DNP	-	0-2	-	2-0	-	-	-	-	-	-	1-0
Uribe, A. K	4-3	7	DNP	-	-	-	1-1	2-1	1-1	DNP	DNP	DNP	DNP	DNP
Nelms, C. DB	4-3	7	-	-	DNP	1-0	-	1-1	-	-	1-0	-	1-0	0-2
Berry, D.	5-1	6	1-0	1-1	-	-	-	1-0	-	-	1-0	-	-	1-0
Bosher, M.	6-0	6	2-0	-	-	1-0	-	-	-	-	-	1-0	1-0	1-0
Futch, J. LB	2-2	4	1-0	1-0	0-1	-	0-1	DNP	DNP	DNP	DNP	DNP	DNP	DNP
Chambers, L.	3-1	4	-	0-1	DNP	DNP	1-0	-	-	1-0	-	DNP	DNP	1-0
Porter, C. DL	2-2	4	DNP	DNP	DNP	DNP	-	-	DNP	0-1	1-0	1-0	-	0-1
Lewis, J. DL	2-1	3	DNP	DNP	DNP	DNP	DNP	1-0	-	-	-	1-1	-	-
McGee, B.	0-2	2	-	0-1	DNP	DNP	-	-	-	-	-	0-1	-	-
Calhoun, J.	0-2	2	-	-	-	-	-	0-1	0-1	-	-	-	-	-
Hill, R. DB	1-1	2	DNP	-	-	1-1	DNP	DNP	DNP	DNP	DNP	DNP	DNP	DNP
Byrd, L.	1-0	1	-	-	-	-	-	-	-	-	-	1-0	-	-
Robinson, K. LB	0-1	1	-	-	-	-	0-1	-	-	-	-	-	-	-

INTERCEPTIONS

	Total	FSU	GT	VT	OKLA	FAMU	UCF	CLEMSON	WAKE	UVA	UNC	DUKE	USF
Harris, B. DB	2-10	-	-	-	-	1-0	-	-	-	-	-	-	1-10
Phillips, R. DB	2-0	1-0	-	-	-	-	-	1-0	-	-	-	-	-
McCarthy, C., LB	1-0	-	-	-	-	-	1-9	-	-	-	-	-	-
Van Dyke, D., DB	1-5	-	-	-	-	-	-	1-5	-	-	-	-	-
Regis, M., DL	1-2	-	-	-	-	-	-	-	1-2	-	-	-	-
Sharpton, D. LB	1-73	-	-	-	-	-	-	-	-	-	-	1-73	-



2009 Game-by-Game Statistics

KICK RETURNS

GRAIG COOPER

Game	No.	Yds	Avg.	TD	Lg
9/7 at Florida State	5	173	34.6	0	63
9/17 Georgia Tech	2	61	30.5	0	36
9/26 at Virginia Tech	3	74	24.7	0	39
10/3 Oklahoma	4	88	22.0	0	28
10/10 Florida A&M	Did Not Play				
10/17 at UCF	0	0	0.0	0	0
10/24 Clemson	1	27	27.0	0	27
10/31 at Wake Forest	0	0	0.0	0	0
11/7 Virginia	3	45	15.0	0	22
11/14 at North Carolina	2	30	15.0	0	16
11/21 Duke	0	0	0.0	0	0
11/28 at USF	3	25	8.3	0	16

MIKE JAMES

Game	No.	Yds	Avg.	TD	Lg
9/7 at Florida State	0	0	0.0	0	0
9/17 Georgia Tech	1	40	40.0	0	40
9/26 at Virginia Tech	2	25	12.5	0	21
10/3 Oklahoma	1	26	26.0	0	26
10/10 Florida A&M	1	41	41.0	0	41
10/17 at UCF	2	26	14.0	0	16
10/24 Clemson	2	32	16.0	0	27
10/31 at Wake Forest	3	75	25.0	0	31
11/7 Virginia	0	0	0.0	0	0
11/14 at North Carolina	4	82	20.5	0	27
11/21 Duke	1	16	16.0	0	16
11/28 at USF	0	0	0.0	0	0

TRAVIS BENJAMIN

Game	No.	Yds	Avg.	TD	Lg
9/7 at Florida State	2	46	23.0	0	27
9/17 Georgia Tech	3	37	12.3	1	14
11/7 Virginia	0	0	0.0	0	0
11/14 at North Carolina	0	0	0.0	0	0
at USF					

BRANDON HARRIS

Game	No.	Yds	Avg.	TD	Lg
10/10 Florida A&M	2	63	31.5	0	37
10/17 at UCF	0	0	0.0	0	0
10/24 Clemson	0	0	0.0	0	0
10/31 at Wake Forest	0	0	0.0	0	0
11/7 Virginia	0	0	0.0	0	0
11/14 at North Carolina	0	0	0.0	0	0

JIMMY GRAHAM

Game	No.	Yds	Avg.	TD	Lg
10/31 at Wake Forest	1	7	7.0	0	7
11/7 Virginia	1	12	12.0	0	12
11/14 at North Carolina	1	11	11.0	0	11

DARRYL SHARPTON

Game	No.	Yds	Avg.	TD	Lg
11/21 Duke	1	13	13.0	0	13

JOHN CALHOUN

Game	No.	Yds	Avg.	TD	Lg
11/21 Duke	2	17	8.5	0	16

PUNT RETURNS

TRAVIS BENJAMIN

Game	No.	Yds	Avg.	TD	Lg
9/7 at Florida State	2	7	3.5	0	6
9/17 Georgia Tech	1	14	14.0	0	14
9/26 at Virginia Tech	1	-10	-10.0	0	0
10/3 Oklahoma	2	-3	-1.5	0	0
10/10 Florida A&M	2	52	26.0	0	33
10/17 at UCF	0	0	0.0	0	0
10/24 Clemson	1	-3	-3.0	0	0

GRAIG COOPER

Game	No.	Yds	Avg.	TD	Lg
9/7 at Florida State	1	0	0.0	0	0
9/17 Georgia Tech	0	0	0.0	0	0
9/26 at Virginia Tech	1	1	1.0	0	1
11/21 Duke	2	7	3.5	0	9

THEARON COLLIER

Game	No.	Yds	Avg.	TD	Lg
10/10 Florida A&M	5	62	12.4	1	61
10/17 at UCF	2	19	9.5	0	13
11/7 Virginia	2	57	28.5	1	60
11/14 at North Carolina	2	14	7.0	0	14
11/28 at USF	0	0	0.0	0	0

TACKLES FOR LOSS

	UA-A	Total	FSU	GT	VT	OKLA	FAMU	UCF	CLEMSON	WAKE	UVA	UNC	DUKE	USF
Bailey, A. DL	10-2	11.0	1.0-7	-	0.5-1	1.0-6	1.0-6	-	3.0-39	3.0-15	1.0-3	-	-	0.5-0
McCarthy, C. LB	7-5	9.5	1.5-2	0.5-2	-	1.0-1	1.0-2	-	2.5-4	0.5-1	1.0-1	-	-	1.5-13
Sharpton, D. LB	6-2	7.0	0.5-1	-	-	-	1.0-2	1.0-1	1.0-3	-	-	1.5-2	2.0-5	-
Spence, S. LB	5-3	6.5	1.5-1	0.5-2	0.5-0	1.0-2	-	2.0-20	-	DNP	DNP	DNP	-	1.0-8
Robinson, M. DL	4-4	6.0	1.0-10	0.5-1	-	1.5-7	1.5-4	-	0.5-1	-	1.0-15	-	-	-
Harris, B. DB	6-0	6.0	-	-	-	1.0-5	-	-	2.0-2	1.0-1	1.0-1	-	1.0-3	-
Holmes, J.	5-2	6.0	-	-	-	-	1.0-9	DNP	-	2.0-5	-	1.0-5	1.0-3	1.0-1
Wesley, S. DE	6-0	6.0	1.0-3	2.0-4	1.0-1	-	DNP	-	-	-	1.0-12	-	-	1.0-3
Joseph, J. DL	4-3	5.5	-	-	-	1.5-2	3.5-10	-	-	-	-	-	-	0.5-1
Vernon, O. DL	2-6	5.0	1.0-3	3.0-11	-	DNP	DNP	0.5-1	-	-	-	-	-	0.5-1
Buchanan, R. LB	3-1	3.5	-	-	-	-	-	-	-	1.0-2	1.0-1	-	-	1.5-2
Regis, M. DL	1-4	3.0	-	1.0-3	-	1.0-2	-	0.5-1	-	0.5-0	-	-	-	-
Van Dyke, D. DB	2-0	2.0	-	DNP	-	-	-	1.0-4	1.0-5	-	-	-	-	-
Telemaque, V. DB	1-2	2.0	DNP	1.5-4	-	-	-	-	-	-	-	0.5-1	-	-
Porter, C. DL	1-0	1.0	DNP	DNP	DNP	DNP	-	-	DNP	-	-	1.0-4	-	-
Moncur, E. DL	1-0	1.0	DNP	-	-	-	1.0-10	DNP	-	DNP	DNP	DNP	DNP	DNP
Campbell, J. DB	1-0	1.0	-	-	-	-	-	-	-	-	-	-	-	1.0-6
Shields, S.	1-0	1.0	-	-	-	-	1.0-5	-	-	-	-	-	DNP	-
Smith, A. DL	1-0	1.0	-	1.0-3	DNP	-	-	-	-	DNP	-	-	-	-
Grant, C. DB	0-1	0.5	0.5-3	-	-	-	-	-	-	-	-	-	-	-
Brown, A. LB	0-1	0.5	-	-	-	-	-	-	-	-	-	-	-	0.5-1

FUMBLES RECOVERED

	No	FSU	GT	VT	OKLA	FAMU	UCF	CLEMSON	WAKE	UVA	UNC	DUKE	USF
Phillips, R.	2	-	-	-	DNP	DNP	DNP	-	-	-	-	1	1
Holmes, J.	1	1	-	-	-	-	DNP	-	-	-	-	-	-
Joseph, J.	1	-	-	-	1	-	-	-	-	-	-	-	-
Robinson, M.	1	-	-	-	-	-	-	1	-	-	-	-	-
Shields, S.	1	-	-	-	-	-	-	-	1	-	-	DNP	-
Brown, A.	1	-	-	-	-	-	-	-	1	-	-	-	-
Telemaque, V.	1	DNP	-	-	-	-	-	-	1	-	-	-	-
Smith, A.	1	-	-	DNP	-	-	-	1	DNP	-	-	-	-
Thompkins, K. WR	1	-	-	1	-	-	DNP	DNP	DNP	-	-	-	-

FORCED FUMBLES

	No	FSU	GT	VT	OKLA	FAMU	UCF	CLEMSON	WAKE	UVA	UNC	DUKE	USF
Harris, B.	2	-	-	-	1	-	-	1	-	-	-	-	-
Robinson, M.	2	1	-	-	-	1	-	-	-	-	-	-	-
Bailey, A.	2	-	-	-	1	-	-	1	-	-	-	-	-
Shields, S.	1	-	-	-	-	-	-	-	1	-	-	DNP	-
Regis, M.	1	-	-	-	-	-	1	-	-	-	-	-	-
Sharpton, D.	1	-	-	-	-	-	-	-	-	-	-	-	1
McCarthy, C.	1	-	-	-	-	-	-	1	-	-	-	-	-



2009 Participation

	GP/GS	FS	GT	VT	OU	FAMU	UCF	CU	WF	VA	NC	DU	USF
26 Armstrong, R.	9/1	XXX	XXX	XXX	XXX	XXX	START	XXX	XXX	XXX
57 Bailey, A.	12/9	START	START	START	XXX	XXX	START	XXX	START	START	START	START	START
3 Benjamin, T.	12/2	XXX	XXX	XXX	XXX	XXX	XXX	XXX	START	XXX	XXX	START	XXX
20 Berry, D.	12/-	XXX	XXX	XXX	XXX	XXX	XXX	XXX	XXX	XXX	XXX	XXX	XXX
25 Boshier, M.	12/-	XXX	XXX	XXX	XXX	XXX	XXX	XXX	XXX	XXX	XXX	XXX	XXX
11 Brown, A.	12/-	XXX	XXX	XXX	XXX	XXX	XXX	XXX	XXX	XXX	XXX	XXX	XXX
45 Buchanan, R.	12/1	XXX	XXX	XXX	XXX	XXX	XXX	XXX	XXX	XXX	START	XXX	XXX
47 Byrd, L.	12/8	START	START	START	XXX	XXX	START	XXX	START	START	XXX	START	START
87 Byrne, J.	12/-	XXX	XXX	XXX	XXX	XXX	XXX	XXX	XXX	XXX	XXX	XXX	XXX
43 Calhoun, J.	12/-	XXX	XXX	XXX	XXX	XXX	XXX	XXX	XXX	XXX	XXX	XXX	XXX
37 Campbell, J.	12/6	XXX	XXX	XXX	START	START	START	START	XXX	START	START	XXX	XXX
32 Chambers, L.	8/-	XXX	XXX	XXX	XXX	XXX	XXX	XXX	XXX
28 Collier, T.	11/1	XXX	XXX	START	XXX	XXX	XXX	XXX	XXX	XXX	XXX	...	XXX
2 Cooper, G.	11/7	START	START	XXX	XXX	...	XXX	START	START	START	START	XXX	START
18 Epps, D.	11/8	XXX	START	XXX	START	...	START	XXX	START	START	START	START	START
61 Figueroa, J.	11/8	XXX	START	XXX	START	START	...	START	START	START	START	START	XXX
99 Forston, M.	3/1	START	XXX	...	XXX
64 Fox, J.	11/11	START	START	START	START	START	START	START	START	START	START	START	...
74 Franklin, O.	12/12	START	START	START	START	START	START	START	START	START	START	START	START
58 Futch, J.	5/2	XXX	START	XXX	START	XXX
84 Gordon, R.	1/1	START
80 Graham, J.	12/1	XXX	XXX	START	XXX	XXX	XXX	XXX	XXX	XXX	XXX	XXX	XXX
24 Grant, C.	12/2	START	XXX	XXX	XXX	XXX	XXX	XXX	XXX	XXX	XXX	START	XXX
66 Gunn, H.	12/5	START	XXX	START	XXX	XXX	START	START	XXX	XXX	XXX	XXX	START
85 Hankerson, L.	12/11	START	START	START	START	START	START	START	XXX	START	START	START	START
1 Harris, B.	12/12	START	START	START	START	START	START	START	START	START	START	START	START
12 Harris, J.	12/12	START	START	START	START	START	START	START	START	START	START	START	START
46 Hayes, C.	2/-	XXX	XXX
19 Highsmith, A.	3/-	XXX	XXX	XXX
30 Hill, P.	3/-	XXX	XXX	XXX
13 Hill, R.	3/-	...	XXX	XXX	XXX
92 Holmes, J.	11/8	XXX	XXX	XXX	START	START	...	START	START	START	START	START	START
34 Holton, C.	11/-	...	XXX	XXX	XXX	XXX	XXX	XXX	XXX	XXX	XXX	XXX	XXX
63 Horn, T.	6/-	XXX	XXX	XXX	XXX	XXX	XXX
60 Ivory, C.	12/-	XXX	XXX	XXX	XXX	XXX	XXX	XXX	XXX	XXX	XXX	XXX	XXX
5 James, J.	11/7	START	START	START	START	START	START	XXX	...	XXX	XXX	START	XXX
22 James, M.	12/6	XXX	XXX	XXX	START	START	START	START	XXX	START	START	XXX	XXX
4 Johnson, A.	9/1	XXX	XXX	START	...	XXX	XXX	XXX	XXX	XXX	XXX
23 Johnson, T.	12/6	XXX	XXX	XXX	START	START	XXX	START	START	XXX	START	XXX	START
55 Jones, B.	4/-	XXX	XXX	...	XXX	XXX
91 Joseph, J.	12/10	XXX	START	START	START	START	START	START	START	START	START	START	START
39 Kimball, K.	1/-	XXX
98 Lewis, J.	7/-	XXX	XXX	XXX	XXX	XXX	XXX	XXX
44 McCarthy, C.	12/9	START	XXX	START	XXX	XXX	START	START	START	START	START	START	START
21 McGee, B.	10/-	XXX	XXX	XXX	XXX	XXX	XXX	XXX	XXX	XXX	XXX
94 Moncur, E.	5/-	...	XXX	XXX	XXX	XXX	...	XXX
38 Nelms, C.	12/-	XXX	XXX	XXX	XXX	XXX	XXX	XXX	XXX	XXX	XXX	XXX	XXX
29 Nicolas, J.	3/-	XXX	XXX	XXX
17 Perrelli, M.	12/-	XXX	XXX	XXX	XXX	XXX	XXX	XXX	XXX	XXX	XXX	XXX	XXX
6 Phillips, R.	9/6	START	START	START	XXX	START	XXX	XXX	START	START
65 Pipho, M.	12/12	START	START	START	START	START	START	START	START	START	START	START	START
96 Porter, C.	7/-	XXX	XXX	...	XXX	XXX	XXX	XXX	XXX
54 Regis, M.	12/-	XXX	XXX	XXX	XXX	XXX	XXX	XXX	XXX	XXX	XXX	XXX	XXX
36 Robinson, K.	12/-	XXX	XXX	XXX	XXX	XXX	XXX	XXX	XXX	XXX	XXX	XXX	XXX
56 Robinson, M.	12/6	START	START	XXX	START	START	START	XXX	XXX	XXX	XXX	START	XXX
50 Sharpton, D.	12/11	XXX	START	START	START	START	START	START	START	START	START	START	START
9 Shields, S.	11/10	START	START	XXX	START	START	START	START	START	START	START	...	START
48 Smith, A.	10/7	START	START	...	START	START	START	START	...	XXX	XXX	XXX	START
31 Spence, S.	9/7	START	START	START	START	START	START	START	XXX	XXX
86 Streeter, T.	9/-	...	XXX	XXX	XXX	XXX	XXX	XXX	XXX	XXX	XXX
68 Symonette, I.	12/-	XXX	XXX	XXX	XXX	XXX	XXX	XXX	XXX	XXX	XXX	XXX	XXX
7 Telmaque, V.	11/10	...	START	START	START	START	XXX	START	START	START	START	START	START
83 Thompkins, K.	9/-	XXX	XXX	XXX	XXX	XXX	XXX	XXX	XXX	XXX
70 Trump, A.	12/12	START	START	START	START	START	START	START	START	START	START	START	START
33 Uribe, A.	6/-	...	XXX	XXX	XXX	XXX	XXX	XXX
8 Van Dyke, D.	11/7	START	...	START	XXX	START	XXX	XXX	START	START	XXX	START	START
35 Vernon, O.	10/1	XXX	XXX	START	XXX	XXX	XXX	XXX	XXX	XXX	XXX
72 Washington, B.	12/1	XXX	XXX	XXX	XXX	XXX	XXX	XXX	XXX	XXX	XXX	XXX	START
90 Wesley, S.	11/6	XXX	XXX	START	XXX	...	XXX	START	START	START	START	START	XXX



2009 Game Highs

INDIVIDUAL GAME HIGHS

Rushes	18	Graig Cooper vs Virginia (Nov 07, 2009)
Yards Rushing	162	Damien Berry vs Florida A&M (Oct 10, 2009)
TD Rushes	2	Damien Berry vs Virginia (Nov 07, 2009) Javarris James at USF (Nov 28, 2009)
Long Rush	70	Graig Cooper vs Virginia (Nov 07, 2009)
Pass attempts	50	Jacory Harris at North Carolina (Nov 14, 2009)
Pass completions	28	Jacory Harris at North Carolina (Nov 14, 2009)
Yards Passing	386	Jacory Harris at Florida State (Sep 07, 2009)
TD Passes	3	Jacory Harris vs Georgia Tech (Sep 17, 2009) Jacory Harris vs Oklahoma (Oct 03, 2009) Jacory Harris at Wake Forest (Oct 31, 2009)
Long Pass	69	Jacory Harris vs Clemson (Oct 24, 2009)
Receptions	8	Leonard Hankerson vs Duke (Nov 21, 2009)
Yards Receiving	143	Leonard Hankerson vs Duke (Nov 21, 2009)
TD Receptions	1	24 times, Last, Dedrick Epps at USF (Nov 28, 2009) Leonard Hankerson at USF (Nov 28, 2009)
Long Reception	69	Travis Benjamin vs Clemson (Oct 24, 2009)
Field Goals	3	Matt Boshier vs Clemson (Oct 24, 2009)
Long Field Goal	51	Matt Boshier vs Clemson (Oct 24, 2009)
Punts	9	Matt Boshier at Wake Forest (Oct 31, 2009)
Punting Avg	47.5	Matt Boshier vs Florida A&M (Oct 10, 2009)
Long Punt	59	Matt Boshier vs Florida A&M (Oct 10, 2009)
Long Punt Return	61	Thearon Collier vs Florida A&M (Oct 10, 2009)
Long Kickoff Return	63	Graig Cooper at Florida State (Sep 07, 2009)
Tackles	13	Colin McCarthy at Virginia Tech (Sep 26, 2009) Colin McCarthy at North Carolina (Nov 14, 2009)
Sacks	2.0	Sean Spence at UCF (Oct 17, 2009) Allen Bailey vs Clemson (Oct 24, 2009) Allen Bailey at Wake Forest (Oct 31, 2009)
Tackles For Loss	3.5	Joe Joseph vs Florida A&M (Oct 10, 2009)
Interceptions	1	Randy Phillips at Florida State (Sep 07, 2009) Brandon Harris vs Florida A&M (Oct 10, 2009) Colin McCarthy at UCF (Oct 17, 2009) Randy Phillips vs Clemson (Oct 24, 2009) Demarcus Van Dyke at Wake Forest (Oct 31, 2009) Micanor Regis vs Virginia (Nov 07, 2009) Darryl Sharpton vs Duke (Nov 21, 2009) Brandon Harris at USF (Nov 28, 2009)

TEAM GAME HIGHS

Rushes	49	vs Virginia (Nov 07, 2009)
Yards Rushing	268	vs Virginia (Nov 07, 2009)
Yards Per Rush	5.7	vs Florida A&M (Oct 10, 2009)
TD Rushes	3	at Florida State (Sep 07, 2009) vs Florida A&M (Oct 10, 2009) vs Virginia (Nov 07, 2009)
Pass attempts	51	at North Carolina (Nov 14, 2009)
Pass completions	28	at North Carolina (Nov 14, 2009)
Yards Passing	386	at Florida State (Sep 07, 2009)
Yards Per Pass	11.4	at Florida State (Sep 07, 2009)
TD Passes	3	vs Georgia Tech (Sep 17, 2009) vs Oklahoma (Oct 03, 2009) at Wake Forest (Oct 31, 2009) vs Virginia (Nov 07, 2009)
Total Plays	87	vs Duke (Nov 21, 2009)
Total Offense	515	vs Virginia (Nov 07, 2009)
Yards Per Play	7.4	at Florida State (Sep 07, 2009)
Points	52	vs Virginia (Nov 07, 2009)
Sacks By	3	vs Oklahoma (Oct 03, 2009) vs Florida A&M (Oct 10, 2009) at USF (Nov 28, 2009)
First Downs	27	vs Virginia (Nov 07, 2009)
Penalties	12	vs Oklahoma (Oct 03, 2009)
Penalty Yards	115	vs Oklahoma (Oct 03, 2009)
Turnovers	4	vs Clemson (Oct 24, 2009) at North Carolina (Nov 14, 2009)
Interceptions By	1	at Florida State (Sep 07, 2009) vs Florida A&M (Oct 10, 2009) at UCF (Oct 17, 2009) vs Clemson (Oct 24, 2009) at Wake Forest (Oct 31, 2009) vs Virginia (Nov 07, 2009) vs Duke (Nov 21, 2009) at USF (Nov 28, 2009)

OPPONENT INDIVIDUAL GAME HIGHS

Rushes	34	Williams, R, at Virginia Tech (Sep 26, 2009)
Yards Rushing	150	Williams, R, at Virginia Tech (Sep 26, 2009)
TD Rushes	2	Williams, R, at Virginia Tech (Sep 26, 2009)
Long Rush	48	Brown, Chris, vs Oklahoma (Oct 03, 2009) Spiller, C, vs Clemson (Oct 24, 2009)
Pass attempts	43	Skinner, R, at Wake Forest (Oct 31, 2009)
Pass completions	29	Skinner, R, at Wake Forest (Oct 31, 2009)
Yards Passing	349	Skinner, R, at Wake Forest (Oct 31, 2009)
TD Passes	3	Parker, K, vs Clemson (Oct 24, 2009)
Long Pass	64	Lewis, T., vs Duke (Nov 21, 2009)
Receptions	12	Brown, D, at Wake Forest (Oct 31, 2009)
Yards Receiving	165	Vamer, D., vs Duke (Nov 21, 2009)
TD Receptions	1	Piurowski, C, at Florida State (Sep 07, 2009) Easterling, T, at Florida State (Sep 07, 2009) Thomas, D., vs Georgia Tech (Sep 17, 2009) Boykin, J, at Virginia Tech (Sep 26, 2009) Kenney, Cameron, vs Oklahoma (Oct 03, 2009) ROSS, Rocky, at UCF (Oct 17, 2009) Spiller, C, vs Clemson (Oct 24, 2009) Palmer, M, vs Clemson (Oct 24, 2009) Ford, J, vs Clemson (Oct 24, 2009) Givens, C, at Wake Forest (Oct 31, 2009) Bohanon, T, at Wake Forest (Oct 31, 2009) Little, G, at North Carolina (Nov 14, 2009) Vamer, D., vs Duke (Nov 21, 2009) LOVE, A.J., at USF (Nov 28, 2009)
Long Reception	64	Vamer, D., vs Duke (Nov 21, 2009)
Field Goals	4	Barth, C, at North Carolina (Nov 14, 2009)
Long Field Goal	52	Hopkins, D, at Florida State (Sep 07, 2009)
Punts	7	HOLDREN, Brandon, vs Florida A&M (Oct 10, 2009) CLINGAN, Blake, at UCF (Oct 17, 2009)
Punting Avg	50.4	Way, Tress, vs Oklahoma (Oct 03, 2009)
Long Punt	71	Way, Tress, vs Oklahoma (Oct 03, 2009)
Long Punt Return	51	Franks, Dominiqu, vs Oklahoma (Oct 03, 2009)
Long Kickoff Return	90	Spiller, C, vs Clemson (Oct 24, 2009)
Tackles	15	Childs, D, vs Virginia (Nov 07, 2009)
Sacks	3.0	Beal, Jeremy, vs Oklahoma (Oct 03, 2009)
Tackles For Loss	3.5	HOGUE, Cory, at UCF (Oct 17, 2009)
Interceptions	3	Burney, K, at North Carolina (Nov 14, 2009)

OPPONENT TEAM GAME HIGHS

Rushes	55	at Virginia Tech (Sep 26, 2009)
Yards Rushing	272	at Virginia Tech (Sep 26, 2009)
Yards Per Rush	4.9	at Virginia Tech (Sep 26, 2009)
TD Rushes	2	at Virginia Tech (Sep 26, 2009)
Pass attempts	53	at Wake Forest (Oct 31, 2009)
Pass completions	35	at Wake Forest (Oct 31, 2009)
Yards Passing	408	at Wake Forest (Oct 31, 2009)
Yards Per Pass	10.9	at Virginia Tech (Sep 26, 2009)
TD Passes	3	vs Clemson (Oct 24, 2009)
Total Plays	86	at Wake Forest (Oct 31, 2009)
Total Offense	555	at Wake Forest (Oct 31, 2009)
Yards Per Play	6.5	at Wake Forest (Oct 31, 2009)
Points	40	vs Clemson (Oct 24, 2009)
Sacks By	6	at UCF (Oct 17, 2009)
First Downs	33	at Wake Forest (Oct 31, 2009)
Penalties	8	vs Georgia Tech (Sep 17, 2009) at Wake Forest (Oct 31, 2009)
Penalty Yards	79	vs Oklahoma (Oct 03, 2009)
Turnovers	4	at Wake Forest (Oct 31, 2009)
Interceptions By	4	at North Carolina (Nov 14, 2009)



35

Bowl Games

Appearances

Did You Know

Miami is one of only 9 schools that have won each of the four original New Year's Day bowl games (Cotton, Orange, Rose, Sugar). The Hurricanes join Alabama, Georgia, Georgia Tech, Notre Dame, Ohio State, Oklahoma, Penn State and Texas.



BCS National Championship Game - Rose Bowl 2002

Orange Bowl 2004, 1995 1992, 1989 1988, 1984 1951, 1946 1935

Sugar Bowl 2001, 1993

Fiesta Bowl 2003, 1994 1987, 1985

Bluebonnet Bowl 1967

Carquest Bowl 1996

Champs Sports Bowl 2009

Cotton Bowl 1991

Emerald Bowl 2008

Gator Bowl 2000, 1952

Gotham Bowl 1962


Liberty Bowl 1966, 1961

Micron PC Bowl 1998

MPC Computers Bowl 2006

Palm Festival 1933, 1934

Peach Bowl 2005, 2004 1981



Bill Hawkins led Miami to its second national championship in 1988 and Andre Johnson holds the trophy after the fifth title game victory in 2002.

RECORD IN BOWL GAMES

Bluebonnet01
Carquest10
Cotton10
Fiesta04
Emerald01
Gator20
Gotham01
Liberty11
MPC Computers10
Micron PC10
Orange63
Peach21
Palm Festival11
Rose10
Sugar22
Totals1915

ALL-TIME BOWL RESULTS

2008 Emerald BowlLCalifornia 24, Miami 17
2006 MPC Computers BowlWMiami 21, Nevada 20
2005 Peach BowlLLouisiana State 40, Miami 3
2004 Peach BowlWMiami 27, Florida 10
2004 Orange BowlWMiami 16, Florida State 14
2003 Fiesta BowlLOhio State 31, Miami 24 (2 OT)
2002 Rose BowlWMiami 37, Nebraska 14
2001 Sugar BowlWMiami 37, Florida 20
2000 Gator BowlWMiami 28, Georgia Tech 13

ALL-TIME BOWL RESULTS, CONT.

1998 Micron PC BowlWMiami 46, NC State 23
1996 Carquest BowlWMiami 31, Virginia 21
1995 Orange BowlLNebraska 24, Miami 17
1994 Fiesta BowlLArizona 29, Miami 0
1993 Sugar BowlLAlabama 34, Miami 13
1992 Orange BowlWMiami 22, Nebraska 0
1991 Cotton BowlWMiami 46, Texas 3
1990 Sugar BowlWMiami 33, Alabama 25
1989 Orange BowlWMiami 23, Nebraska 3
1988 Orange BowlWMiami 20, Oklahoma 14
1987 Fiesta BowlLPenn State 14, Miami 10
1986 Sugar BowlLTennessee 35, Miami 7
1985 Fiesta BowlLUCLA 39, Miami 37
1984 Orange BowlWMiami 31, Nebraska 30
1981 Peach BowlWMiami 20, Virginia Tech 10
1967 Bluebonnet BowlLColorado 31, Miami 21
1966 Liberty BowlWMiami 14, Virginia Tech 7
1962 Gotham BowlLNebraska 36, Miami 34
1961 Liberty BowlLSyracuse 15, Miami 14
1952 Gator BowlWMiami 14, Clemson 0
1951 Orange BowlLClemson 15, Miami 14
1946 Orange BowlWMiami 13, Holy Cross 6
1935 Orange BowlLBucknell 26, Miami 0
1934 Palm FestivalLDuquesne 33, Miami 7
1933 Palm FestivalWMiami 7, Manhattan 0



Team Bowl Records

RUSHING

Most Attempts:

50 (vs. Alabama, 1990 Sugar Bowl; vs. Clemson, 1952 Orange Bowl)

Opp: 60 (by Alabama, 1993 Sugar Bowl)

Fewest Attempts:

18 (vs. Alabama, 1993 Sugar Bowl)

Opp: 29 (by Alabama, 1990 Sugar Bowl)

Most Yards:

269 (vs. NC State, 1998 Micron PC Bowl)

Opp: 297 (by NC State, 1998 Micron PC Bowl)

Fewest Yards:

29 (vs. Nebraska, 1994 Orange Bowl)

Opp: 36 (by Virginia Tech, 1966 Liberty Bowl)

Most First Downs:

14 (vs. NC State, 1998 Micron PC Bowl; vs. Nebraska, 1992 Orange Bowl)

Opp: 25 (by Florida, 2001 Sugar Bowl)

Fewest First Downs:

1 (vs. Louisiana State, 2005 Peach Bowl)

Opp: 3 (by Alabama, 1990 Sugar Bowl)

Most Touchdowns:

5 (vs. NC State, 1998 Micron PC Bowl)

Opp: 4 (by Ohio State, 2003 Fiesta Bowl; by Colorado, 1967 Bluebonnet Bowl)

Fewest Touchdowns:

0 (10 bowls, last time vs. California, 2008 Emerald Bowl)

Opp: 0 (6 bowls, last time: by Nevada, 2006 MPC Computers Bowl)

PASSING

Most Attempts:

56 (vs. Alabama, 1993 Sugar Bowl)

Opp: 51 (by Florida, 2001 Sugar Bowl)

Fewest Attempts:

2 (vs. Clemson, 1952 Gator Bowl)

Opp: 13 (by Alabama, 1993 Sugar Bowl; by Oklahoma, 1988 Orange Bowl)

Most Completions:

31 (vs. UCLA, 1985 Fiesta Bowl)

Opp: 27 (by Alabama, 1990 Sugar Bowl)

Fewest Completions:

0 (vs. Holy Cross, 1946 Orange Bowl)

Opp: 4 (by Alabama, 1993 Sugar Bowl)

Most Yards:

369 (vs. Ohio State, 2003 Fiesta Bowl)

Opp: 312 (by Florida, 2001 Sugar Bowl)

Fewest Yards:

0 (vs. Holy Cross, 1946 Orange Bowl)

Opp: 18 (by Alabama, 1993 Sugar Bowl)

Most First Downs:

15 (vs. Nebraska, 1984 Orange Bowl)

Opp: 17 (by Florida, 2001 Sugar Bowl)

Fewest First Downs:

0 (vs. Holy Cross, 1946 Orange Bowl)

Opp: 1 (by Alabama, 1993 Sugar Bowl; by Texas, 1991 Cotton Bowl)

Most Touchdowns:

4 (vs. Texas, 1991 Cotton Bowl)

Opp: 3 (by Alabama, 1990 Sugar Bowl)

Fewest Touchdowns:

0 (8 times, last time vs. Louisiana State in 2005 Peach Bowl)

Opp: 0 (12 times, last time by Ohio State, 2003 Fiesta Bowl)

Most Passes Intercepted:

5 (vs. NC State, 1998 Micron PC Bowl)

Opp: 5 (by Penn State, 1987 Fiesta Bowl; by Bucknell, 1935 Orange Bowl)

Fewest Passes Intercepted:

0 (4 times, last time vs. California 2008 Emerald Bowl)

Opp: 0 (5 times, last time by Louisiana State, 2005 Peach Bowl)

TOTAL OFFENSE & DEFENSE

Most Plays:

93 (vs. Penn State, 1987 Fiesta Bowl)

Opp: 86 (by Georgia Tech, 2000 Gator Bowl)

Fewest Plays:

46 (vs. Louisiana State, 2005 Peach Bowl; Holy Cross, 1946 Orange Bowl)

Opp: 51 (by California, 2008 Emerald Bowl, by Florida State, 2004 Orange Bowl)

Most Yards:

594 (vs. NC State, 1998 Micron PC Bowl)

Opp: 498 (by NC State, 1998 Micron PC Bowl)

Fewest Yards:

153 (vs. Louisiana State, 2005 Peach Bowl)

Opp: 125 (by Nebraska, 1989 Orange Bowl)

Most First Downs:

34 (vs. Nebraska, 1962 Gotham Bowl)

Opp: 31 (by NC State, 1998 Micron PC Bowl)

Fewest First Downs:

5 (vs. Clemson, 1952 Gator Bowl)

Opp: 7 (by Virginia Tech, 1966 Liberty Bowl)

Most First Downs, By Penalty:

5 (vs. Tennessee, 1986 Sugar Bowl)

Opp: 6 (by Texas, 1991 Cotton Bowl)

Most Fumbles Lost:

3 (vs. Ohio State in 2003 Fiesta Bowl)

Opp: 2 (8 times, last time by Nebraska in 2002 Rose Bowl)

Most Fumbles Recovered:

2 (7 bowls, last time vs. Nebraska in 2002 Rose Bowl)

Opp: 2 (6 bowls, last time by NC State, 1998 Micron PC Bowl)

Largest Margin of Victory:

43 (vs. Texas, 46-3, 1991 Cotton Bowl)

Opp: 37 (by Louisiana State, 40-3, 2005 Peach Bowl)

Most Penalties:

16 (vs. Texas, 1991 Cotton Bowl)

Opp: 11 (by Tennessee, 1986 Sugar Bowl)

Fewest Penalties:

1 (vs. Nebraska, 1962 Gotham Bowl)

Opp: 0 (by Clemson, 1952 Gator Bowl)

Most Penalty Yards:

202 (vs. Texas, 1991 Cotton Bowl)

Opp: 125 (by Tennessee, 1986 Sugar Bowl)

Fewest Penalty Yards:

5 (vs. Nebraska, 1962 Gotham Bowl)

Opp: 0 (by Clemson, 1952 Gator Bowl)

SPECIAL TEAMS

Most Punts:

10 (vs. Arizona, 1994 Fiesta Bowl; vs. Holy Cross, 1946 Orange Bowl)

Opp: 11 (by Virginia Tech, 1966 Liberty Bowl)

Fewest Punts:

1 (vs. Nebraska, 1962 Gotham Bowl)

Opp: 1 (by Louisiana State, 2005 Peach Bowl)

Most Yards Punting:

401 (vs. Clemson, 1951 Orange Bowl)

Opp: 391 (by Penn State, 1987 Fiesta Bowl)

Fewest Yards Punting:

35 (vs. Nebraska, 1962 Gotham Bowl)

Opp: 20 (by Nebraska, 1995 Orange Bowl)

Most Punt Return Yards:

95 (vs. Alabama, 1993 Sugar Bowl)

Opp: 85 (by Nebraska, 2002 Rose Bowl)

Fewest Punt Return Yards:

-6 (vs. Nebraska, 1995 Orange Bowl)

Opp: 0 (by Florida, 2001 Sugar Bowl; by Nebraska, 1992 Orange Bowl; by Nebraska, 1989 Orange Bowl; by Nebraska, 1962 Gotham Bowl)

Most Kickoff Returns:

7 (vs. Arizona, 1994 Fiesta Bowl; vs. Alabama, 1993 Sugar Bowl)

Opp: 8 (by NC State, 1998 Micron PC Bowl)

Fewest Kickoff Returns:

1 (vs. Ohio State, 2003 Fiesta Bowl)

Opp: 0 (by Louisiana State, 2005 Peach Bowl)

Most Kickoff Return Yards:

146 (vs. Alabama, 1993 Sugar Bowl)

Opp: 222 (by Nebraska, 1962 Gotham Bowl)

Fewest Kickoff Return Yards:

9 (vs. Clemson, 1952 Gator Bowl)

Opp: 0 (by Louisiana State, 2005 Peach Bowl)

Most Field Goals Attempted:

4 (vs. Florida State, 2004 Orange Bowl; vs. Florida, 2001 Sugar Bowl; vs. Oklahoma, 1992 Orange Bowl)

Opp: 5 (by Louisiana State, 2005 Peach Bowl)

Most Field Goals Made:

3 (vs. Florida State, 2004 Orange Bowl; vs. Florida, 2001 Sugar Bowl; vs. Oklahoma, 1992 Orange Bowl; vs. Nebraska, 1989 Orange Bowl; vs. UCLA, 1985 Fiesta Bowl)

Opp: 4 (by Louisiana State, 2005 Peach Bowl; by Nevada, 2006 MPC Computers Bowl)

Most Kicks Blocked:

2 (vs. Georgia Tech, 2000 Gator Bowl; vs. Virginia, 1996 Carquest Bowl; vs. Arizona, 1994 Fiesta Bowl)

Opp: 1 (Three bowls, last time by NC State, 1998 Micron PC Bowl)

SCORING

Most Points:

46 (vs. NC State, 1998 Micron PC Bowl; vs. Texas, 1991 Cotton Bowl)

Opp: 40 (by Louisiana State, 2005 Peach Bowl)

Fewest Points:

0 (vs. Arizona, 1994 Fiesta Bowl; vs. Bucknell, 1935 Orange Bowl)

Opp: 0 (by Nebraska, 1992 Orange Bowl; by Clemson, 1952 Gator Bowl; by Manhattan, 1933 Palm Festival)

Most Touchdowns:

6 (vs. NC State, 1998 Micron PC Bowl)

Opp: 5 (by Tennessee, 1986 Sugar Bowl; by Nebraska, 1962 Gotham Bowl; by Duquesne, 1934 Palm Festival)



Individual Bowl Records

RUSHING

Most Attempts:

30 (by Larry Jones vs. Nebraska, 1992 Orange Bowl)
Opp: 31 (by Fred Cone, Clemson, 1951 Orange Bowl)

Most Yards:

156 (by Edgerrin James vs. NC State, 1998 Micron PC Bowl)
Opp: 186 (by Jahvid Best, California, 2008 Emerald Bowl)

Most Touchdowns:

2 (by four players, last time by Edgerrin James and James Jackson, 1998 Micron PC Bowl)
Opp: 2 (by nine players, last time by Jahvid Best, California, 2008 Emerald Bowl)

Longest Run From Scrimmage:

73 (by Clinton Portis vs. Georgia Tech, 2000 Gator Bowl)
Opp: 72 (by Gaston Green, UCLA, 1985 Fiesta Bowl)
Longest Touchdown Run from Scrimmage:
73 (by Clinton Portis vs. Georgia Tech, 2000 Gator Bowl)
Opp: 72 (by Gaston Green, UCLA, 1985 Fiesta Bowl)

PASSING

Most Attempts:

56 (by Gino Torretta vs. Alabama, 1993 Sugar Bowl)
Opp: 43 (by Gary Hollingsworth, Alabama, 1990 Sugar Bowl)

Most Completions:

31 (by Bernie Kosar vs. UCLA, 1985 Fiesta Bowl)
Opp: 27 (by Gary Hollingsworth, Alabama, 1990 Sugar Bowl)

Most Yards:

362 (by Ken Dorsey vs. Nebraska, 2002 Rose Bowl)
Opp: 252 (by Rex Grossman, Florida, 2001 Sugar Bowl)

Most Touchdowns:

4 (by Craig Erickson vs. Texas, 1991 Cotton Bowl)
Opp: 3 (by Gary Hollingsworth, 1990 Sugar Bowl)

Most Passes Intercepted:

5 (by Vinny Testaverde vs. Penn State, 1987 Fiesta Bowl)
Opp: 3 (by Jamie Barnette, NC State, 1998 Micron PC Bowl; by Peter Gardere, Texas, 1991 Cotton Bowl)

Longest Pass:

80 (by Scott Covington to Santana Moss vs. NC State, 1998 Micron PC Bowl)
Opp: 74 (by Nate Longshore to Verran Tucker, California, 2008 Emerald Bowl)

Longest Touchdown Pass:

80 (by Scott Covington to Santana Moss vs. NC State, 1998 Micron PC Bowl)
Opp: 33 (by Steve Bono to Mike Young, UCLA, 1985 Fiesta Bowl)

OFFENSE

Most Total Offense:

362 (by Ken Dorsey vs. Nebraska, 2002 Rose Bowl)
Opp: 251 (by Rex Grossman, Florida, 2001 Sugar Bowl)

Most All-Purpose Yards:

282 (by Kevin Williams, -8 rush, 49 rec., 95 punt, 146 kick, vs. Alabama, 1993 Sugar Bowl)
Opp: 239 (by Gaston Green, 144 rush, 47 rec., 48 kick, UCLA, 1985 Fiesta Bowl)

RECEIVING

Most Receptions:

11 (by Kellen Winslow vs. Ohio State, 2003 Fiesta Bowl)
Opp: 8 (by Dez White, Georgia Tech, 2000 Gator Bowl; by O.J. Small, Florida, 2004 Peach Bowl)

Most Yards Receiving:

199 (by Andre Johnson vs. Nebraska, 2002 Rose Bowl)
Opp: 110 (by Reche Caldwell, Florida, 2001 Sugar Bowl)

Most Touchdowns:

2 (by Andre Johnson vs. Nebraska, 2002 Rose Bowl; by Wesley Carroll vs. Texas, 1991 Cotton Bowl; by Leonard Conley vs. Nebraska, 1989 Orange Bowl; by Glenn Dennison vs. Nebraska, 1984 Orange Bowl)
Opp: 2 (by Troy Dickey, Arizona, 1994 Fiesta Bowl)

Longest Reception:

80 (by Santana Moss from Scott Covington vs. NC State, 1998 Micron PC Bowl)

Opp: 74 (by Verran Tucker from Nate Longshore, California, 2008 Emerald Bowl)

Longest Touchdown Reception:

80 (by Santana Moss from Scott Covington vs. NC State, 1998 Micron PC Bowl)

Opp: 33 (by Mike Young from Steve Bono, UCLA, 1985 Fiesta Bowl)

DEFENSE

Pass Interceptions:

4 (by Jim Dooley vs. Clemson, 1952 Gator Bowl)
Opp: 2 (5 times, most recent by Ronde Barber, Virginia, 1996 Carquest Bowl)

Longest Interception Return:

89 (by Al Hudson vs. Holy Cross, 1946 Orange Bowl)
Opp: 68 (by Chris White Tennessee, 1986 Sugar Bowl)

Longest Fumble Return:

79 (by Tremain Mack vs. Virginia, 1996 Carquest Bowl)
Opp: 31 (by Tom Bouie, Arizona, 1994 Fiesta Bowl)

SPECIAL TEAMS

Most Punts:

10 (by Mike Crissy vs. Arizona, 1994 Fiesta Bowl)
Opp: 9 (by John Bruno, Penn State, 1987 Fiesta Bowl)

Highest Punting Average:

46.0 (by Jeff Feagles vs. Penn St., 4-184, 1987 Fiesta Bowl)

Opp: 47.7 (by Andy Groom, Ohio State, 6-286, 2003 Fiesta Bowl)

Longest Punt:

55 (by Brian Monroe vs. Louisiana State, 2005 Peach Bowl)
Opp: 63 (by Andy Groom, Ohio State, 2003 Fiesta Bowl)

Most Punt Return Yards:

95 (by Kevin Williams vs. Alabama, 1993 Sugar Bowl)
Opp: 85 (by DeJuan Groce, Nebraska, 2002 Rose Bowl)

Longest Punt Return:

78 (by Kevin Williams vs. Alabama, 1993 Sugar Bowl)
Opp: 85 (by DeJuan Groce, Nebraska, 2002 Rose Bowl)

Most Kickoff Returns:

7 (by Kevin Williams vs. Alabama, 1993 Sugar Bowl)
Opp: 5 (by Josh Davis, Nebraska, 2002 Rose Bowl; by Kelly Campbell, Georgia Tech, 2000 Gator Bowl; by Damon Benning, Nebraska, 1995 Orange Bowl; by Richard Bell, Nebraska, 1989 Orange Bowl)

Most Kickoff Return Yards:

75 (by Daryl Jones vs. Florida, 2001 Sugar Bowl)
Opp: 119 (by Josh Davis, Nebraska, 2002 Rose Bowl)

Longest Kickoff Return:

45 (by Kevin Williams vs. Texas, 1991 Cotton Bowl)
Opp: 92 (by Willie Ress, Nebraska, 1962 Gotham Bowl)

SCORING

Most Points:

14 (by Nick Ryder vs. Nebraska, 2 rushing touchdowns & 2-pt. conversion reception, 1962 Gotham Bowl)
Opp: 14 (by Thornton, Nebraska, 2 rushing touchdowns & 2-pt. conversion rush, 1962 Gotham Bowl)

Most Touchdowns:

2 (by 10 players, last time by Andre Johnson vs. Nebraska, 2002 Rose Bowl)

Opp: 2 (by 15 players, last time by Jahvid Best, California, 2008 Emerald Bowl)

Most Field Goals Attempted:

4 (by Jon Peattie vs. Florida State, 2004 Orange Bowl; by Todd Sievers vs. Florida, 2001 Sugar Bowl)

Opp: 4 (by Chris Jackson, Louisiana State, 2005 Peach Bowl; by Brett Jaekle, Nevada, 2006 MPC Computers Bowl)

Most Field Goals Made:

3 (by Jon Peattie vs. Florida State, 2004 Orange Bowl; by Todd Sievers vs. Florida, 2001 Sugar Bowl)

Opp: 4 (by Brett Jaekle, Nevada, 2006 MPC Computers Bowl)

Longest Field Goal:

56 (by Greg Cox vs. Oklahoma, 1988 Orange Bowl)
Opp: 51 (by John Lee, UCLA, 1985 Fiesta Bowl)

Most PATs Attempted:

5 (by Todd Sievers vs. Nebraska, 2002 Rose Bowl; by Andy Crosland vs. NC State, 1998 Micron PC Bowl; by Carlos Huerta vs. Texas, 1991 Cotton Bowl)
Opp: 5 (by Fuad Reveiz, Tennessee, 1986 Sugar Bowl)

Most PATs Made:

4 (by seven players, last time by Todd Sievers vs. Nebraska, 2002 Rose Bowl)

Most Points by a Kicker:

13 (by Todd Sievers vs. Florida, 2001 Sugar Bowl)



2008 EMERALD BOWL, DECEMBER 27, 2008

CALIFORNIA 24, MIAMI 17

SAN FRANCISCO - Zack Follett forced a fumble by Jacory Harris deep in Miami territory with 3:28 left, and Anthony Miller scored the go-ahead touchdown on his first career catch moments later in California's 24-17 victory in the Emerald Bowl. Jahvid Best rushed for a bowl-record 186 yards and two touchdowns, yet the Golden Bears (9-4) still needed a big defensive play and an unlikely hero to hold off the Hurricanes (7-6) in front of a Bay Area crowd teeming with screaming Cal fans. Harris played well in the freshman's second career start, going 25-of-41 for 194 yards and two TDs. LaRon Byrd and Thearon Collier caught Harris' scoring passes for Miami, which tied it on Matt Boshers' 22-yard field goal with 9:13 to play.

SCORING

Miami	0	7	7	3	17
California	14	0	3	7	24

- CAL - Best 1 yd run (Tavecchio kick)
- CAL - Best 42 yd run (Tavecchio kick)
- UM - Byrd 9 yd pass from Harris (Bosher kick)
- UM - Collier 6 yd pass from Harris (Bosher kick)
- CAL - Tavecchio 23 yd field goal
- UM - Bosher 22 yd field goal
- CAL - Miller 2 yd pass from Longshore (Tavecchio kick)

2006 MPC COMPUTERS BOWL, DECEMBER 31, 2006

MIAMI 21, NEVADA 20

BOISE, Idaho - Kirby Freeman threw for 272 yards and two long touchdowns and ran for another score, Chavez Larry made a game-saving interception with 18 seconds left, and the Hurricanes sent departing coach Larry Coker out with a dramatic 21-20 win over Nevada in the MPC Computers Bowl in Boise, Idaho.

On a cold night on a blue field, Grant made a great play at the end to secure that Miami would finish with a winning record for the ninth straight year. Nevada had a first down at the Miami 36 in the final minute, but Grant's diving pick sealed the win and got Coker the perfect sendoff that his players wanted.

Jeff Rowe threw a 27-yard touchdown pass to Marko Mitchell, and Brett Jaekle kicked four field goals for Nevada (8-5), including 44- and 40-yarders in the fourth quarter to get Nevada within a point. But the Wolf Pack got no closer, thanks largely to Grant's heroics at the end.

Freeman threw a 78-yard touchdown pass to Sam Shields with 5:59 left in the third quarter to break what was a 14-14 tie and put the Hurricanes (7-6) ahead for good. Freeman also had a 52-yard scoring pass to Ryan Moore late in the first half. Shields caught four passes for 101 yards for Miami, while Moore made only two catches, but finished with 96 yards for the Hurricanes, who held a slim 300-297 edge in total offense. Rowe was 20-of-31 for 192 yards for Nevada, and Robert Hubbard had 60 yards on 20 carries. Down by seven entering the final quarter against the fifth-ranked defense in the country, Nevada nearly pulled off a comeback. At the end, Rowe was trying to throw toward the right sideline, but Grant broke perfectly for the quick pass, lunged and cradled it as he sprawled to the blue turf -- as the Miami sideline broke into wild celebration.

SCORING

Miami	7	7	7	0	21
Nevada	2	9	3	6	20

- UM - Freeman 1 yard run (Peattie kick)
- NEV - Team safety (Freeman intentional grounding in end zone)
- NEV - Mitchell 27 pass from Rowe (Rowe run failed)
- UM - R. Moore 52 pass from Freeman (Peattie kick)
- NEV - Jaekle 33 field goal
- NEV - Jaekle 31 field goal
- UM - Shields 78 pass from Freeman (Peattie kick)
- NEV - Jaekle 44 field goal
- NEV - Jaekle 40 field goal

2005 CHICK-FIL-A PEACH BOWL, DECEMBER 30, 2005

LOUISIANA STATE 40, MIAMI 3

ATLANTA - Making his first career start, Matt Flynn threw for two touchdowns as No. 10 Louisiana State defeated No. 9 Miami, 40-3 in the Chick-fil-A Peach Bowl.

Flynn spearheaded a 17-point outburst in the second quarter with touchdown passes of 51 yards to Craig Davis and four yards to running back Joseph Addai that gave the Tigers (11-2) an 20-3 advantage at the break. He completed 13-of-22 passes for 196 yards without a turnover. With Flynn directing the offense, LSU rolled up 301 yards in the first half.

The Hurricanes suffered their worst bowl loss in their illustrious history, surpassing a 29-0 defeat to Arizona in the Fiesta Bowl in 1994. They finished the 2005 season with a 9-3 record.

On Miami's first possession, Devon Hester lined up at tailback and receiver and also took a direct snap at quarterback. Hester had two catches for 40 yards and six carries for 24 yards. Hester had a 24-yard run on the possession to set up a field goal. But overall, the junior and the Hurricanes were contained.

Miami's Kyle Wright completed 10-of-21 passes for 100 yards. Jon Peattie kicked a 21-yard field goal to open the scoring in the first quarter for Miami, which lost just its second bowl in its last nine contests.

SCORING

(9) Miami	3	0	0	0	3
(10) LSU	3	17	14	6	40

- UM - Peattie 21 yd field goal
- LSU - Jackson 37 yd field goal
- LSU - Davis 51 yd pass from Flynn (David kick)
- LSU - Jackson 47 yd field goal
- LSU - Addai 4 yd pass from Flynn (David kick)
- LSU - Addai 6 yd run (David kick)
- LSU - Hester 1 yd run (David kick)
- LSU - David 35 yd field goal
- LSU - Jackson 50 yd field goal

2004 CHICK-FIL-A PEACH BOWL, DECEMBER 31, 2004

MIAMI 27, FLORIDA 10

ATLANTA - The Miami Hurricanes were eliminated from the national championship early in the season and missed out on the conference championship late. They settled for the state title in the Chick-fil-A Peach Bowl. Devin Hester returned a blocked field goal 78 yards for a touchdown, Roscoe Parrish returned a punt 72 yards for a score and the 14th-ranked Hurricanes beat No. 20 Florida 27-10 at the Georgia Dome.

UM earned a third consecutive "state title" by beating Florida and Florida State in the same season and extended its winning streak against the Gators to six games. Brock Berlin finished 13 of 23 for 171 yards. He had a 20-yard touchdown pass to Ryan Moore in the third quarter that made it 24-3 and ended his career 5-0 as a starter against Miami's two biggest rivals - Florida and Florida State.

Although Berlin stayed perfect against in-state competition, Miami's special teams and defense did the most damage on New Year's Eve. Just four plays after a blocked punt gave the Gators great field position, defensive lineman Thomas Carroll blocked Matt Leach's 32-yard field goal attempt. Hester picked up the loose ball and sprinted the other way for a score. The momentum swing set the tone for the Hurricanes, who sacked Chris Leak on the next two plays and intercepted a pass late in the second quarter. Miami put constant pressure on Leak and finished with five sacks.

Leak overthrew O.J. Small one play after Frank Gore fumbled in Florida territory. Hester picked off the pass and snaked his way 28 yards across the field to put Miami back in field goal range. Jon Peattie nailed a 47-yarder to give the Canes a 10-3 lead. Miami forced Florida to punt on the ensuing possession, and Parrish caught the line-drive kick and ran untouched up the seam for a 72-yard score.

The Florida Cup trophy would remain in Coker's office, where it has been the last two years.

SCORING

(20) Florida	0	3	7	0	10
(14) Miami	7	10	7	3	27

- UM - Hester 78 blocked field goal return (Peattie kick)
- FLA - Leach 34-yard field goal
- MIA - Peattie 47-yard field goal
- MIA - Parrish 72 punt return (Peattie kick)
- UM - Moore 20 pass from Berlin (Peattie kick)
- FLA - Cornelius 45 pass from Leak (Leach kick)
- UM - Peattie 32-yard field goal

2004 FED EX ORANGE BOWL, JANUARY 2, 2004

MIAMI 16, FLORIDA STATE 14

MIAMI - Ninth-ranked Miami used all its energy to take a tense 16-14 victory over eighth-ranked Florida State in the FedEx Orange Bowl Classic at Pro Player Stadium, riding big performances by Jarrett Payton and Jon Peattie and a big play by D.J. Williams.

The Hurricanes (11-2) defeated the Seminoles (10-3) for the fifth straight time, benefiting from a crucial missed field goal for the fifth time in the scintillating series since 1991. Xavier Beitia, who was wide left on a potential game-winning 43-yard field goal in last year's loss at Miami, was wide right on a 39-yarder with 5 1/2 minutes to go. Florida State's defense held, but in punt formation on 4th-and-1 from its 31, Miami snapped the ball to blocker Williams, who rumbled 31 yards for a key first down that helped take two more minutes off the clock.

Peattie, who kicked three field goals and replaced Brian Monroe as punter, had a 45-yarder blocked with 2:18 left. Florida State moved into Miami territory before a succession of penalties and incompletions sealed its fate.

Payton, the son of the late Walter Payton, victimized FSU for 97 yards and a touchdown catch in a win in October and ran for 131 on 22 carries in his final college game and to earn Most Valuable Player honors.

Peattie's career-best 51-yard field goal early in the third quarter was the only scoring in a grueling second half. Beitia's miss came after FSU's seventh straight three-and-out possession. Miami's Brock Berlin had fumbled trying to sneak for a first down on 3rd-and-1.

SCORING

(9) Miami	3	10	3	0	16
(8) Florida State	0	14	0	0	14

- UM - Peattie 32-yard field goal
- FSU - Booker 9-yard pass from Rix (Beitia kick)
- FSU - Henshaw 7-yard pass from Rix (Beitia kick)
- UM - T. Moss 3-yard run (Peattie kick)
- UM - Peattie 44-yard field goal
- UM - Peattie 51-yard field goal



2003 FIESTA BOWL, JANUARY 3, 2003 - BCS CHAMPIONSHIP GAME
OHIO STATE 31, MIAMI 24 (2 OT)

TEMPE, Ariz. – Miami's 34-game winning streak came to an end in as Ohio State defeated the Hurricanes 31-24 in double overtime to win the Fiesta Bowl and the national championship. Maurice Claret scored his second touchdown on a five-yard run in the second overtime and Ohio State forced an incomplete pass by a rushed Ken Dorsey on the final play. Quarterback Craig Krenzler had a pair of touchdown runs for the Buckeyes (14-0), who ended Miami's winning streak – the sixth-longest in college football history – in a game of high drama that was prolonged by a controversial pass interference call. It was the first-ever overtime in a BCS title game, despite Miami turning the ball over five times and losing Willis McGahee to a knee injury in the fourth quarter. On the final play of regulation, Todd Sievers kicked a 40-yard field goal to tie it at 17-17. The Hurricanes had the ball first in overtime and Kellen Winslow Jr. caught a seven-yard TD pass from Dorsey. A controversial pass interference penalty allowed Ohio State to tie the game. On 4th-and-goal from the 5, Glenn Sharpe batted away a pass intended for Chris Gamble. Miami began its celebration, but Sharpe was flagged. Krenzler then scored on a one-yard run. The Buckeyes had the ball first in the second overtime and scored on a five-yard TD run by Claret. Miami kept its season alive on a seven-yard pass from Dorsey to Winslow on 4th-and-3. A pass interference gave the Hurricanes a first down inside the 5, but that was as far as they would get.

SCORING

(2) Ohio State	0	14	3	0	14	31
(1) Miami	7	0	7	3	7	24

- UM - Parrish 25-yard pass from Dorsey (Sievers kick)
- OSU - Krenzler 1-yard run (Nugent kick)
- OSU - Claret 1-yard run (Nugent kick)
- OSU - Nugent 44-yard field goal
- UM - McGahee 9-yard run (Sievers kick)
- UM - Sievers 40-yard field goal
- UM - Winslow 7-yard pass from Dorsey (Sievers kick)
- OSU - Krenzler 1-yard run (Nugent kick)
- OSU - Claret 5-yard run (Nugent kick)

2000 GATOR BOWL, JANUARY 1, 2000
MIAMI 28, GEORGIA TECH 13

JACKSONVILLE – The 23rd-ranked Hurricanes routed No. 15 Georgia Tech, 28-13, behind a dominating defensive performance that held the Yellow Jackets offense (ranked No. 1 nationally and second in scoring with an average of 40.7 points a game) to a season-low 13 points. The Hurricanes struck on their opening possession with an eight-yard James Jackson touchdown run. Miami then took a 14-point lead early in the second quarter when sophomore quarterback Kenny Kelly capped a 73-yard drive with a 15-yard touchdown strike to Andre King. Following a Tech score, freshman All-America tailback Clinton Portis set a UM bowl record with a 73-yard touchdown run to give the 'Canes a 21-7 halftime lead. Georgia Tech could only muster a pair of second half field goals as the UM defense, behind the play of Gator Bowl MVP Nate Webster, shut down the Tech attack.

SCORING

(23) Miami	7	14	0	7	-	28
(15) Georgia Tech	0	7	6	0	-	13

- UM - Jackson 8 run (Crosland kick)
- UM - King 15 pass from Kelly (Crosland kick)
- GT - Hamilton 17 run (Manger kick)
- UM - Portis 73 run (Crosland kick)
- GT - Manger 25 FG
- GT - Manger 36 FG
- UM - Wayne 17 pass from Dorsey (Crosland kick)

2002 ROSE BOWL, JANUARY 3, 2002 - BCS CHAMPIONSHIP GAME
MIAMI 37, NEBRASKA 14 ***NATIONAL CHAMPIONS***

PASADENA, Calif. – The Miami Hurricanes lowered the boom on the Nebraska Cornhuskers in a decisive 37-14 victory in the 88th Rose Bowl game for the National Championship. Just four years removed from a losing season, Miami claimed its fifth national title in football and returned to the top of the college football world with an impressive performance worthy of the Hurricanes' championship heritage that placed this 2001 team as perhaps the school's best ever.

Miami's 12-0 season was capped by a performance indicative of much of the Hurricanes' season, as UM piled up a huge halftime lead and cruised to the victory. The top-ranked Hurricanes used three touchdown passes by Ken Dorsey to build a big early lead. Andre Johnson caught seven passes for 199 yards and two scores for the Hurricanes, who laid claim to their first national title since 1991 in Larry Coker's first season as head coach.

Dorsey and Johnson shared Most Valuable Player honors and were helped by Clinton Portis, who carried 20 times for 104 yards and a score. Miami forced an NCAA-high 45 turnovers this season and three in the first half alone, including a pivotal interception by James Lewis, to roar to a 34-0 halftime lead and hand Nebraska a second straight humbling defeat. Dorsey completed 22-of-35 passes for 362 yards, including 258 in the first half.

SCORING

(1) Miami	7	27	0	3	37
(4) Nebraska	0	0	7	7	14

- UM - Johnson 49-yard pass from Dorsey (Sievers kick)
- UM - Portis 39-yard run (Sievers kick)
- UM - Lewis 47-yard interception return (Sievers kick)
- UM - Shockey 21-yard pass from Dorsey (kick failed)
- UM - Johnson 8-yard pass from Dorsey (Sievers kick)
- NU - Davies 16-yard run (Brown kick)
- NU - Groce 71-yard punt return (Brown kick)
- UM - Sievers 37-yard field goal

1998 MICRON PC BOWL, DECEMBER 29, 1998
MIAMI 46, NC STATE 23

MIAMI – 24th-ranked Miami defeated North Carolina State, 46-23, at the 1998 Micron PC Bowl. Scott Covington earned game MVP honors, finishing with 320 yards passing and two touchdowns on a 17-of-24 performance. His favorite target was Santana Moss, who had five catches for 141 yards including an 80-yard touchdown pass. Edgerin James led the ground attack with 156 yards on 20 carries. UM's offense set a bowl record with 594 total yards. The defense made six tackles for loss and set a Micron PC bowl record with five interceptions. Linebacker Dan Morgan made 12 tackles and a forced fumble.

SCORING

(24) Miami	14	13	3	16	46
North Carolina St.	7	3	7	6	23

- UM - King 4 pass from Covington (Crosland kick)
- NCS - Barnette 1 rush (Deskevich kick)
- UM - James 5 rush (Crosland kick)
- UM - Moss 80 pass from Covington (kick blocked)
- NCS - Deskevich 28 FG
- UM - James 2 rush (Crosland kick)
- UM - Crosland 31 FG
- NCS - Spikes 30 rush (Deskevich kick)
- UM - Jackson 13 rush (pass failed)
- UM - Jackson 25 rush (Crosland kick)
- NCS - Coleman 7 pass from Barnette (rush failed)
- UM - Gaitan 29 FG

2001 SUGAR BOWL, JANUARY 2, 2001
MIAMI 37, FLORIDA 20

NEW ORLEANS, La. – Second-ranked Miami defeated No. 7 Florida, 37-20, in the Nokia Sugar Bowl to wrap up the Hurricanes' best season since 1994 at 11-1 and second in the national rankings.

The Hurricanes led, 27-20, with 12:50 remaining when UM turned to running back Clinton Portis who sparked a 10-play march that culminated in a 29-yard field goal by Todd Sievers. Portis carried six times for 49 yards on the drive, including a 35-yard scamper to the 11-yard line. Portis finished with 97 yards on 18 carries.

On the first play of the ensuing possession, cornerback Phillip Buchanon picked off Rex Grossman to set up a three-yard touchdown run by Najeh Davenport that gave Miami control. Quarterback Ken Dorsey was named the game's Most Valuable Player, completing 22-of-40 passes for 270 yards and three TDs. His two-yard scoring toss to Davenport gave the Hurricanes a 27-17 lead late in the third quarter.

SCORING

(2) Miami	10	3	14	10	37
(7) Florida	7	3	7	3	20

- UF - Wells 23 pass from Grossman (Chandler kick)
- UM - Sievers 44 FG
- UM - Shockey 8 pass from Dorsey (Sievers kick)
- UM - Sievers 29 FG
- UF - Chandler 51 FG
- UF - Graham 36 run (Chandler kick)
- UM - Williams 19 pass from Dorsey (Sievers kick)
- UM - Davenport 2 pass from Dorsey (Sievers kick)
- UF - Chandler 26 FG
- UM - Sievers 29 FG
- UM - Davenport 3 run (Sievers kick)

1996 CARQUEST BOWL, DECEMBER 27, 1996
MIAMI 31, VIRGINIA 21

MIAMI – The Hurricanes won the 1996 Carquest Bowl in entertaining fashion with a 31-21 triumph over the University of Virginia. Defensive standout Tremain Mack provided the fireworks with a pair of Miami touchdowns. Mack, who was a unanimous choice for game MVP, returned a UVA fumble 79 yards for a touchdown to give UM a 14-0 first quarter lead. Mack then gave the 'Canes an insurmountable 24-7 lead when he picked off Cavalier quarterback Tim Sherman in the second quarter and raced 42 yards to pay dirt. Mack continued his heroics in the third quarter by blocking a Rafeal Garcia 29-yard field goal attempt, the first of two blocked FGs by the 'Canes. Ryan Clement ignited the Hurricane offense throwing for a career-best 274 yards and one touchdown on 16-of-26 passing.

SCORING

(19) Miami	14	10	0	7	31
Virginia	7	0	7	7	21

- UM - Green 70 pass from Clement (Crosland kick)
- UM - Mack 79 fumble return (Crosland kick)
- UVA - Crowell 29 pass from Brooks (Garcia kick)
- UM - Crosland 20 FG
- UM - Mack 42 interception return (Crosland kick)
- UVA - Brooks 1 rush (Garcia kick)
- UM - T. Jones 2 rush (Crosland kick)
- UVA - T. Jones 3 rush (Garcia kick)



1995 ORANGE BOWL, JANUARY 1, 1995
NEBRASKA 24, MIAMI 17

MIAMI – The third-ranked Hurricanes' dream of a fifth national title was dashed in front of a record crowd of 81,753 as the top-ranked Nebraska Cornhuskers overcame a 17-9 deficit with two fourth quarter touchdowns to propel them to a 24-17 victory and the 1994 national championship. Nebraska's defense took control after halftime by putting relentless pressure on UM quarterback Frank Costa and sacking him four times in the half (five times in the game), including one for a safety early in the third quarter. Miami's defense came up big, forcing two Nebraska turnovers. But Nebraska and its bruising offensive line controlled the final quarter of play. Nebraska starting quarterback, Tommie Frazier, returned from injury in the fourth quarter to lead the Huskers' punishing rushing attack to two late touchdowns and the victory.

SCORING

(3) Miami	10	0	7	0	17
(1) Nebraska	0	7	2	15	24

- UM - Prewitt 44 FG
- UM - T. Jones 35 pass from Costa (Prewitt kick)
- NEB - Gilman 19 pass from Berringer (Sieler kick)
- UM - J. Harris 44 pass from Costa (Prewitt kick)
- NEB - Safety, Harris tackled Costa in end zone
- NEB - Schlesinger 15 run (Alford pass from Frazier)
- NEB - Schlesinger 14 run (Sieler kick)

1992 ORANGE BOWL, JANUARY 1, 1992 *NATIONAL CHAMPIONS*****
MIAMI 22, NEBRASKA 0

MIAMI – The No. 1-ranked Hurricanes capped a 12-0 season and claimed their fourth national championship in nine years by dominating the Big Eight Champion Nebraska Cornhuskers, 22-0, in front of an Orange Bowl crowd of 77,747 and a national television audience. Miami used the running of freshman Larry Jones, who responded with a career-high 144 yards rushing (earning him MVP honors) and a dominating defense to roll to victory. Miami played with the knowledge that earlier that day the No. 2-ranked Washington Huskies had soundly defeated the Michigan Wolverines in the Rose Bowl, and would ultimately claim a co-national championship with the Hurricanes. The Miami defense held Nebraska to a single yard of offense in the first quarter and 62 total in the first half en route to its second shutout of the year, and the first suffered by a Nebraska team since 1973. For the game, the UM defense recorded two interceptions, two fumble recoveries and five sacks, four by sophomore Rusty Medearis.

SCORING

(1) Miami	13	0	9	0	22
(11) Nebraska	0	0	0	0	0

- UM - Williams 8 pass from Torretta (Huerta kick)
- UM - Huerta 24 FG
- UM - Huerta 24 FG
- UM - L. Jones 1 run (2-point conversion failed)
- UM - Huerta 54 FG

1994 FIESTA BOWL, JANUARY 1, 1994
ARIZONA 29, MIAMI 0

TEMPE, Ariz. – The No. 10-ranked Hurricanes fell victim to the 16th-ranked Arizona Wildcats, 29-0, in the 23rd annual IBM OS/2 Fiesta Bowl before a sellout crowd of 72,260 and a national television audience. The Wildcats used a strong ground attack and stifling defense to hand the 'Canes their first shutout since 1979, a span of 168 games. It was also the first time that Miami had been shutout in a bowl game since a 26-0 loss to Bucknell in the 1935 Orange Bowl. The only bright spot for the 'Canes was receiver Chris T. Jones, who had six receptions for 98 yards. The loss dropped Miami out of the Associated Press top 10 for the first time since September of 1985, as the 'Canes finished 15th in both the AP and CNN/USA Today polls.

SCORING

(10) Miami	0	0	0	0	0
(16) Arizona	9	7	6	7	29

- UA - Dickey 13 pass from White (kick blocked)
- UA - McLaughlin 39 FG
- UA - Levy 68 rush (McLaughlin kick)
- UA - McLaughlin 31 FG
- UA - McLaughlin 21 FG
- UA - Dickey 14 pass from White (McLaughlin kick)

1991 COTTON BOWL, JANUARY 1, 1991
MIAMI 46, TEXAS 3

DALLAS – The No. 4-ranked Hurricanes won the team's fourth consecutive bowl game in dominating fashion over No. 3-ranked Texas, 46-3, the most lopsided score in Cotton Bowl history. The Miami defense held Texas to minus-four yards total offense in the first stanza. Craig Erickson, the game's outstanding offensive player, completed 17 of 26 passes for 272 yards and set a Cotton Bowl record with four TDs. Russell Maryland, the game's outstanding defensive player, had nine tackles and three sacks. Miami's defense set a Cotton Bowl mark with nine sacks and Carlos Huerta's 50-yard field goal tied a Cotton Bowl record.

SCORING

(4) Miami	12	7	14	13	46
(3) Texas	0	3	0	0	3

- UM - Huerta 28 FG
- UM - Huerta 50 FG
- UM - Carroll 12 pass from Erickson (pass failed)
- UT - Pollak 29 FG
- UM - Carroll 24 pass from Erickson (Huerta kick)
- UM - D. Smith 34 interception return (Huerta kick)
- UM - Hill 48 pass from Erickson (Huerta kick)
- UM - Bethel 4 pass from Erickson (kick failed)
- UM - Conley 26 run (Huerta kick)

1993 SUGAR BOWL, JANUARY 1, 1993
ALABAMA 34, MIAMI 13

NEW ORLEANS, La. – The No. 1-ranked Hurricanes' dream of a second consecutive national championship and an unprecedented fifth title in 10 years ended with a 34-13 defeat at the hands of No. 2-ranked Alabama. A national-television audience (the most watched college football game of the year with an 18.2 Nielsen rating) and a raucous Louisiana Superdome crowd of 76,789 saw the two teams with the longest current win streaks (Miami 29, Alabama 22) in college football do battle. Gino Torretta set a UM bowl record with 56 pass attempts, throwing for 278 yards on 24-of-56 passing, but had no TDs and three interceptions. A bright spot in the second half for Miami was Kevin Williams' Sugar Bowl-record 78-yard punt return for a touchdown in the fourth quarter.

SCORING

(1) Miami	3	3	0	7	13
(2) Alabama	3	10	14	7	34

- UA - Proctor 19 FG
- UM - Prewitt 49 FG
- UA - Proctor 23 FG
- UA - Williams 2 rush (Proctor kick)
- UM - Prewitt 42 FG
- UA - Lassic 1 rush (Proctor kick)
- UA - Teague 31 interception return (Proctor kick)
- UM - Kevin Williams 78 punt return (Prewitt kick)
- UA - Lassic 4 rush (Proctor kick)

1990 SUGAR BOWL, JANUARY 1, 1990 *NATIONAL CHAMPIONS*****
MIAMI 33, ALABAMA 25

NEW ORLEANS, La. – Miami solidified its title of "Team of the '80s" with its third national championship in seven years by handing Alabama a 33-25 defeat in the USF&G Sugar Bowl. Miami closed out its scoring by capitalizing on a Charles Pharms interception with an 88-yard drive that Craig Erickson finished off by finding tight end Randy Bethel open for a 12-yard touchdown reception. The Tide managed one more touchdown and two-point conversion with a minute remaining.

SCORING

(2) Miami	7	13	6	7	33
(7) Alabama	0	17	0	8	25

- UM - McGuire 3 run (Huerta kick)
- UA - Battle 4 pass from Hollingsworth (Doyle kick)
- UM - Carroll 19 pass from Erickson (kick blocked)
- UA - Doyle 45 FG
- UM - Johnson 3 run (Huerta kick)
- UA - Russell 7 pass from Hollingsworth (Doyle kick)
- UM - Chudzinski 11 pass from Erickson (conversion failed)
- UM - Bethel 12 pass from Erickson (Huerta kick)
- UA - Wimbley 9 pass from Hollingsworth (Russell pass to Hollingsworth)



1989 ORANGE BOWL, JANUARY 2, 1989
MIAMI 23, NEBRASKA 3

MIAMI – For the first time in four years, Miami was not playing for the national title in its New Year’s bowl game. Moments before kickoff of the 55th annual Orange Bowl Classic vs. Nebraska, the ‘Canes learned that the No. 1 ranked team, Notre Dame, had defeated West Virginia in the Fiesta Bowl. As the nation tuned in to the Orange Bowl, many felt the University of Miami would come out flat, knowing that all possibility of a repeat national title had been lost. UM showed its true mettle, dominating the Big Eight Champions on offense, defense, and special teams from the opening kickoff. The statistics backed up the scoreboard as the ‘Canes held a 212-29 advantage in total yards and an 11-2 edge in first downs.

SCORING

(6) Nebraska	0	0	3	0	3
(2) Miami	7	13	0	3	23

- UM - Conley 22 pass from Walsh (Huerta kick)
- UM - Huerta 18 FG
- UM - Conley 42 pass from Walsh (Huerta kick)
- UM - Huerta 37 FG
- NEB - Barrios 50 FG
- UM - Huerta 37 FG

1985 FIESTA BOWL, JANUARY 1, 1985
UCLA 39, MIAMI 37

TEMPE, Ariz. – The Hurricanes were dealt a narrow 39-37 defeat by the UCLA Bruins in the Fiesta Bowl to cap the 1984 season. The lead changed hands seven times before the Bruins’ John Lee kicked the deciding field goal with 51 seconds remaining. Melvin Bratton had put Miami ahead on a 3-yard TD pass from Bernie Kosar with 2:58 left, giving UM a 37-36 advantage. The Bruins used eight plays to move 61 yards to the Hurricane seven, setting up Lee’s heroics.

SCORING

(13) Miami	14	7	3	13	37
(14) UCLA	7	15	7	10	39

- UCLA - Green 6 run (Lee kick)
- UM - Oliver 34 run (Cox kick)
- UM - Eddie Brown 68 punt return (Cox kick)
- UM - Blades 48 pass from Kosar (Cox kick)
- UCLA - Green 72 run (Lee kick)
- UCLA - Safety, Shinnick tackled Tuten in end zone
- UCLA - Lee 51 FG
- UCLA - Lee 33 FG
- UM - Cox 31 FG
- UCLA - Sherrard 10 pass from Bono (Lee kick)
- UCLA - Young 33 pass from Bono (Lee kick)
- UM - Bratton 19 run (pass failed)
- UM - Bratton 3 pass from Kosar (Cox kick)
- UCLA - Lee 23 FG

1988 ORANGE BOWL, JANUARY 1, 1988 *NATIONAL CHAMPIONS*****
MIAMI 20, OKLAHOMA 14

MIAMI – For the second time in five years, the University of Miami Hurricanes were champions of the college football world. Just as they had done in 1983, the ‘87 ‘Canes knocked off the nation’s No.1-ranked team in the New Year’s Day Orange Bowl Classic. The second-ranked Hurricanes capped the school’s second straight undefeated regular season with a 20-14 victory over Oklahoma. Sophomore quarterback Steve Walsh hit on 18-of-30 passing for 209 yards and two touchdowns. Senior fullback Melvin Bratton nearly broke a UM single game receiving mark by hauling in nine catches for 102 yards before leaving the game with a knee injury. Bernard Clark stepped into the spotlight at middle linebacker and walked away with the game’s MVP award after recording 12 unassisted tackles and 14 overall stops, while the entire defensive unit limited the Sooners to just 255 yards in total offense.

SCORING

(1) Oklahoma	0	7	0	7	14
(2) Miami	7	0	10	3	20

- UM - Bratton 30 pass from Walsh (Cox kick)
- OU - Stafford 1 run (Lashar kick)
- UM - Cox 56 FG
- UM - Irvin 23 pass from Walsh (Cox kick)
- UM - Cox 48 FG
- OU - Hutson 29 run (Lashar kick)

1984 ORANGE BOWL, JANUARY 2, 1984 *NATIONAL CHAMPIONS*****
MIAMI 31, NEBRASKA 30

MIAMI – In what many called the most exciting college football game ever played, UM ended a story-book climb to the national title by dealing Nebraska a 31-30 defeat. UM quarterback Bernie Kosar earned MVP honors by throwing for a Orange Bowl-record 300 yards. Linebacker Jack Fernandez was named Defensive MVP as the ‘Canes contained a Nebraska offense that had set numerous NCAA records. Late in the game, Jeff Smith set Nebraska up for the potential win with a 24-yard touchdown run to pull the Huskers to within one. Then, Nebraska lined up for a two-point attempt. Turner Gill rolled right under pressure and lofted a pass toward Smith, but UM strong safety Ken Calhoun batted it away to seal the UM win.

SCORING

(5) Miami	17	0	14	0	31
(1) Nebraska	0	14	3	13	30

- UM - Dennison 2 pass from Kosar (Davis kick)
- UM - Davis 45 FG
- UM - Dennison 22 pass from Kosar (Davis kick)
- NEB - Steinkuhler 19 run (Livingston kick)
- NEB - Gill 1 run (Livingston kick)
- NEB - Livingston 34 FG
- UM - Highsmith 1 run (Davis kick)
- UM - Bentley 7 run (Davis kick)
- NEB - Smith 1 run (Livingston kick)

1987 FIESTA BOWL, JANUARY 2, 1987
PENN STATE 14, MIAMI 10

TEMPE, Ariz. – A national television audience watched the “Battle For No. 1” one day following the completion of all other bowl games. While the nation nervously watched, the Hurricanes found themselves 77 yards from the national championship with just over three minutes remaining to play. Vinny Testaverde went to work and engineered a thrilling drive that included a 31-yard strike to Brian Blades on a fourth-and-six play from Miami’s own 27. The pass to Blades was the first of six consecutive completions by Testaverde that brought Miami to PSU’s 6-yard line. However, with 18 seconds remaining, Pete Gifopoulos ended UM’s drive for the national title by intercepting a Testaverde pass at the goal line. The ‘Canes finished with 445 total yards and 22 first downs while holding PSU to Fiesta Bowl records of 162 yards and just eight first downs. But seven turnovers tripped the ‘Canes on the road to the national title and UM settled for a final ranking of second in both AP and UPI polls.

SCORING

(1) Miami	0	7	0	3	10
(2) Penn State	0	7	0	7	14

- UM - Bratton 1 run (Cox kick)
- PSU - Shaffer 4 run (Manca kick)
- UM - Selig 38 FG
- PSU - Dozier 6 run (Manca kick)

1981 PEACH BOWL, JANUARY 2, 1981
MIAMI 20, VIRGINIA TECH 10

ATLANTA, Ga. – The Hurricanes embarked on their first post-season bowl appearance since 1967, squaring off against Virginia Tech on a clear Georgia day at Fulton County Stadium. Howard Schnellenberger’s troops set the pace early with two long scoring drives that proved to be the winning margin. UM took the opening kickoff 68 yards to paydirt, with QB Jim Kelly hitting Larry Brodsky on a 15-yard strike to culminate the nine-play drive. On Miami’s third possession, Kelly connected through the air three times to spark a 10-play, 99-yard drive. Chris Hobbs did the honors with a 12-yard scamper up the middle to cap the drive. The Hokies closed the gap to 14-10 early in the second half, but two field goals by Danny Miller assured Miami of its first bowl victory since 1966. Kelly was selected the game’s out-standing player on offense, while UM middle guard Jim Burt was named defensive MVP.

SCORING

(20) Miami	7	7	3	3	20
Virginia Tech	0	3	7	0	10

- UM - Brodsky 15 pass from Kelly (Miller kick)
- UM - Hobbs 12 run (Miller kick)
- VT - Laury 42 FG
- VT - Lawrence 1 run (Laury kick)
- UM - Miller 31 FG
- UM - Miller 37 FG

1986 SUGAR BOWL, JANUARY 1, 1986
TENNESSEE 35, MIAMI 7

NEW ORLEANS, La. – Amid the revelry of New Orleans’ Bourbon Street, the 1986 Sugar Bowl had it all. Miami, with one of the most dominant offenses in college football, was shooting for the national championship. The Volunteers, an underrated team who rolled into New Orleans with a hard-fought SEC title, were looking for the national respect they felt had eluded them. The week prior to the game, UM coach Jimmy Johnson constantly stressed that the Vols were better than their No. 8 national ranking. Much to his chagrin, Johnson proved to be a prophet, as Tennessee used a solid offense and an opportunistic defense to down the second-ranked ‘Canes. Despite constant pressure, Vinny Testaverde threw for 217 yards on 20 of 36 passing. UT QB Daryl Dickey, who earned MVP honors, finished with 131 yards on 15 of 25 passes.

SCORING

(2) Miami	7	0	0	0	7
(8) Tennessee	0	14	14	7	35

- UM - Irvin 18 pass from Testaverde (Cox kick)
- UT - Smith 6 pass from Dickey (Revezick kick)
- UT - McGee recovered fumble in end zone (Revezick kick)
- UT - Henderson 1 run (Revezick kick)
- UT - Powell 60 run (Revezick kick)
- UT - Wilson 6 run (Revezick kick)

1967 BLUEBONNET BOWL, DECEMBER 23, 1967
COLORADO 31, MIAMI 21

HOUSTON – In a wild scoring spectacle, Colorado won 31-21 after the lead had changed hands five times at Rice Stadium. In the first quarter, CU’s Larry Plantz scored from seven yards out, then Miami came back with Joe Mira’s score from the two. UM moved ahead moments later as Jimmy Dye stole a pass from Dan Kelly and ran 77 yards. A field goal by John Farler just before half, followed by an 80-yard TD march with the second half kickoff, put the Buffs ahead 17-14. UM regained the lead 21-17 in the fourth on an 85-yard drive sparked by Bill Miller’s four completions to Jerry Daanen, the last one for a nine yard TD. With six minutes left, CU surged ahead again on a 38-yard run by Bob Anderson.

SCORING

Miami	0	14	0	7	21
Colorado	7	3	7	14	31

- CU - Plantz 7 run (Farler kick)
- UM - Mira 2 run (Harris kick)
- UM - Dye 77 pass interception return (Harris kick)
- CU - Farler 31 FG
- CU - B. Anderson 2 run (Bartelt kick)
- UM - Daanen 9 pass from Miller (Harris kick)
- CU - B. Anderson 38 run (Bartelt kick)
- CU - Cooks 2 run (Farler kick)



1966 LIBERTY BOWL, DECEMBER 10, 1966
MIAMI 14, VIRGINIA TECH 7

MEMPHIS, Tenn. – Playing in frigid 36-degree weather in Memphis, Miami found itself on the trailing end of a 7-0 score at half-time, but in the end proved to be too powerful for Virginia Tech. Tech's only score of the game came early in the opening quarter after Jim Richard blocked Bobby Stokes' punt deep in UM territory. It took the Virginians five plays to go 21 yards for the TD. Miami tied the game in the third period on a 53-yard drive, highlighted by Bill Miller's passing and the running of Joe Mira. Miller threw seven yards to Mira and Ray Harris made good on his conversion try. A 7-yard march in the final quarter brought UM its winning TD. On the drive, Miller completed three passes to end Jimmy Cox (12, 11, and 38 yards), and Doug McGee barreled over from the one on fourth down with 8:05 left in the game. Miami's potent defense was led by All-American Ted Hendricks.

SCORING

(9) Miami	0	0	7	7	14
Virginia Tech	7	0	0	0	7

VT - Francisco 1 run (Utin kick)
UM - J. Mira 7 pass from Miller (Harris kick)
UM - McGee 1 run (Harris kick)

1962 GOTHAM BOWL, DECEMBER 15, 1962
NEBRASKA 36, MIAMI 34

NEW YORK – Played in freezing 17-degree weather in icy, snow-banked Yankee Stadium, the lead changed hands six times before Nebraska won 36-34. The Hurricanes rolled up 502 yards to Nebraska's 296 and had a 34-12 edge in first downs. UM quarterback George Mira shattered his UM passing record with 24 completions for 321 yards and two touchdowns, earning him MVP honors.

SCORING

Miami	6	14	7	7	34
Nebraska	6	14	8	8	36

NEB - Thornton 1 run (run failed)
UM - Rizzo 10 pass from Mira (pass failed)
UM - Spinelli 30 pass from Mira (pass failed)
NEB - Ross 92 kickoff return (Johnson kick)
UM - Ryder 1 run (Ryder pass from Mira)
NEB - Eger 6 pass from Claridge (Johnson kick)
UM - Bennett 3 run (Wilson kick)
NEB - Thornton 1 run (Claridge kick)
NEB - Ross 1 run (Thornton run)
UM - Ryder 1 run (Wilson kick)

1961 LIBERTY BOWL, DECEMBER 16, 1961
SYRACUSE 15, MIAMI 14

PHILADELPHIA – Miami broke away to a 14-0 lead at halftime but Syracuse, led by Heisman Trophy winner Ernie Davis, came back in the game's waning minutes to win, 15-14. Jim Vollenweider ran 12 yards for Miami's first TD in the opening quarter, while the other came on a 60-yard punt return by Nick Spinelli seconds before the half ended. Davis put Syracuse back in it with a score in the third period. Dave Sarette passed to Easterly for a two point conversion. Syracuse's other tally came on a final period pass, Sarette to Easterly. The winning point was kicked by Ken Erickson.

SCORING

Miami	6	8	0	0	14
(14) Syracuse	0	0	8	7	15

UM - Vollenweider 12 run (kick failed)
UM - Spinelli 60 punt return (Miller pass from Mira)
SU - Davis 1 run (Easterly pass from Sarette)
SU - Easterly 7 pass from Sarette (Erickson kick)

1952 GATOR BOWL, JANUARY 2, 1952
MIAMI 14, CLEMSON 0

JACKSONVILLE – When injuries cost Miami its backfield ace Frank Smith and several linemen prior to the game, Clemson became a heavy favorite. UM coach Andy Gustafson even had to start freshmen. One of them, end Frank McDonald, caught a pass to set up a touchdown. Ed Lutes caught a 46-yard aerial to set up another. Harry Mallios made both TDs, the first on a pitchout from Jack Hackett in the first quarter, the other on a short leap in the second period. Elmer Tremont converted after both scores and contributed much towards frustrating Clemson's scoring ambitions with his punting. He booted nine times for an average of 44.5 yards per kick. Miami's defensive standout was Jim Dooley, the MVP. He intercepted four passes to set a Gator Bowl record.

SCORING

Miami	7	7	0	0	14
(19) Clemson	0	0	0	0	0

UM - Mallios 11 run (Tremont kick)
UM - Mallios 2 run (Tremont kick)

1951 ORANGE BOWL, JANUARY 1, 1951
CLEMSON 15, MIAMI 14

MIAMI – After being run over in the first half, Miami caught fire in the third period and moved ahead 14-13. Harry Mallios took a pitchout from Bob Schneiderbach five yards for Miami's first TD. Frank Smith tallied the other on a 14-yard pass from Jack Hackett. Gordon Watson kicked both extra points. Heading for another score, UM drew three successive 15-yard penalties. One nullified a score, the others negated good runs. Another penalty sent UM back to its one, then a safety gave Clemson a 15-14 victory.

SCORING

(15) Miami	0	0	14	0	14
(10) Clemson	0	7	6	2	15

CU - Cone 1 run (Radcliff kick)
CU - G. Smith 7 pass from Hair (kick failed)
UM - Mallios 5 run (Watson kick)
UM - F. Smith 14 pass from Hackett (Watson kick)
CU - Safety, F. Smith tackled in end zone by S. Smith

1946 ORANGE BOWL, JANUARY 1, 1946
MIAMI 13, HOLY CROSS 6

MIAMI – This was a tense, thrilling struggle with each club scoring once in the opening half and missing the extra point. Joe Krull tallied for UM on a reverse and Walter Brennan scored for Holy Cross on a pass from Stan Kozlowski. Seconds before the end of the game, the Crusaders tried a long, desperation pass attempt thrown by halfback Gene DeFilippo. Holy Cross end Frank Parker, open downfield, reached for it but the ball bounced off his hands into the waiting left hand of Hurricane halfback Al Hudson. Hudson juggled the ball momentarily, and then the former Miami Edison High track star was on his way down the sideline on an 89-yard sprint to fame. The game ended as galloping Hudson shot past the 35-yard line, but he kept on going. Harry Ghaul's extra point was anticlimactic, but the final count read UM 13, Holy Cross 6.

SCORING

Miami	0	6	0	7	13
(16) Holy Cross	0	6	0	0	6

UM - Krull 1 run (kick blocked)
HC - Brennan 16 pass from Brennan (kick failed)
UM - Hudson 89 interception return (Ghaul kick)

1935 ORANGE BOWL, JANUARY 1, 1935
BUCKNELL 26, MIAMI 0

MIAMI – This New Year's game was moved to a wooden stadium on the site of the present Orange Bowl, and the Miami-Bucknell battle inaugurated what is today known as the Orange Bowl Classic. Bucknell, the champion of the smaller eastern colleges, had a sensational backfield and Miami never had a chance. UM failed to complete a single pass in 10 tries. Bucknell won 26-0. UM was coached by Tom McCann.

SCORING

Bucknell	0	7	6	13	26
Miami	0	0	0	0	0

BU - Smith 3 run (Dobie kick)
BU - Miller 4 run (kick failed)
BU - Smith 8 run (kick failed)
BU - Resnichak 10 run (Dobie kick)

1934 PALM FESTIVAL, JANUARY 1, 1934
DUQUESNE 33, MIAMI 7

MIAMI – The Hurricanes met a Duquesne 11 ranked among the nation's best and coached by Elmer Layden, one of the famed Four Horsemen of Notre Dame. Duquesne used three units, and Miami, which scarcely had any reserve talent, was worn down as DU ran wild in the fourth quarter to win big. UM was down 12-7 when DU started its surge. George Reichgott scored UM's lone TD on a pass from Johnny Ott, and Pete Petrowski booted the extra point. The game was played at Moore Park.

SCORING

Duquesne	0	0	6	27	33
Miami	0	0	0	7	7

DU - Zaneski 1 run (kick failed)
DU - Zaneski 5 run
UM - Reichgott 4 pass from Ott (Petrowski kick)
DU - DeLuca 6 run (Nicolai kick)
DU - Baker 25 pass from DeLuca (Nicolai kick)
DU - DeLuca 30 pass from Strutt (Nicolai kick)

1933 PALM FESTIVAL, JANUARY 1, 1933
MIAMI 7, MANHATTAN 0

MIAMI – In the first Festival of the Palms Classic (forerunner to the Orange Bowl Classic), Miami was matched against Coach Chick Meehan's colorful military stepping Manhattan College, which was rated best of the eastern small colleges and was favored to win by a wide margin. Illinois coach Bob Zupke helped his ex-pupil Tom McCann prep the Hurricanes and did a masterful job. A fired-up defense stopped the New Yorkers, once holding them three inches from a goal, while the Hurricanes cut loose on a series of wild spread formations to earn a thrilling victory. A crowd 3,500 observed the upset.

SCORING

Miami	0	0	0	7	7
Manhattan	0	0	0	0	0

UM - Cook 3 run (Bates kick)