



2015 MIAMI BASEBALL GAME NOTES

Miami Athletic Communications • 5821 San Amaro Drive • Coral Gables, FL 33146

HurricaneSports.com • Facebook: Facebook.com/TheUBaseball • Twitter: @CanesBaseball • Instagram: @TheUBaseball

Home to Four National Championships (1982, 1985, 1999, 2001) and 42 Consecutive NCAA Postseason Appearances

GAME INFORMATION

Dates: May 12, 2015

Game Times: 6 p.m.

Site: Coral Gables, Fla. / Mark Light Field (4,999)

Video: Canes All-Access (HurricaneSports.com) (\$)

• Talent: AJ Ricketts (PxP), Kyle Bellamy (color)

UM Student Radio: WVUM 90.5 FM | WVUM.org (all games)

Live Stats: HurricaneSports.com

Twitter Updates: @CanesBaseball / @HurricaneSports

Postgame Recap: HurricaneSports.com

Series History: Miami leads, 56-13

Miami: Miami leads, 47-10

Boca Raton: Miami leads, 8-3

Neutral Site: Miami leads, 1-0

First Meeting: March 14, 1973 - Miami lost, 1-3

Last Meeting: April 1, 2015 - Miami won, 4-3 (10)

Streak: Miami, one win

#12 MIAMI

38-13, 19-8 ACC

2014: 44-19, 24-6 ACC (first place, Coastal)

Last Game: May 10, 2015
19-1, NYIT

Head Coach: Jim Morris (Elon, 1973)

DI Career: 1,473-644-4 (34th season)

at UM: 969-377-3 (22nd season)

Projected Starter: SO LHP Danny Garcia (6-1, 2.88 ERA)

FLORIDA ATLANTIC 36-14, 17-10 C-USA

2014: 28-25, 14-16 C-USA

Last Game: May 10, 2015
2-5 loss, Rice

Head Coach: John McCormack (Lynn, 1990)

DI Career: 237-158 (seventh season)

at FAU: 237-158 (seventh season)

Projected Starter: SO LHP Sean Labsan (2-2, 3.00 ERA)

UM ATHLETICS COMMUNICATIONS

Camron Ghorbi (Miami, 2011)
c.ghorbi@miami.edu | @CamronGhorbi
(305) 284-3230 (office)
(786) 877-7329 (cell)



GAME 52

CORAL GABLES, FLA. (ALEX RODRIGUEZ PARK AT MARK LIGHT FIELD)



#8 MIAMI HURRICANES (38-13, 19-8 ACC)

Head Coach: Jim Morris (Elon, 1973)

Career Division I Record: 1,473-644-4 (34th season) | Record at Miami: 969-377-3 (22nd season)



VS.

#20 FLORIDA ATLANTIC OWLS (36-14, 17-10 C-USA)

Head Coach: John McCormack (Lynn, 1990)

Career Division I Record: 237-158 (seventh season) | Record at FAU: 237-158 (seventh season)

MIDWEEK STORYLINES & NOTABLES

- No. 8 Miami continues an **eight-game homestand** to close the regular season with its season series finale vs. FAU May 12.
- The game represents the **season series rubber match**; FAU won 5-3 on Feb. 18, while Miami won 4-3 in extras on April 8.
- Miami is ranked in the **top 20 of every college baseball poll**. The Hurricanes check in at #7 in *Collegiate Baseball Newspaper*, #8 by *Perfect Game*, #8 in the Coaches' Poll, #9 by *D1Baseball*, #13 by *NCBWA* & #17 by *Baseball America*.
- UM clinched the ACC Coastal Division for the **second straight year**, and will be the **No. 2 seed** in the ACC Championship.
- The Hurricanes **lead the nation** in on-base percentage (.421), rank 3rd in **scoring** (8.1) and 8th in **batting average** (.311).
- Based on the latest rankings from *WarrenNolan.com*, Miami has **No. 4 RPI** and the **No. 15 strength of schedule** nationwide.
- Jim Morris became just the **eighth coach in Division I baseball history** to accumulate **1,400** wins last year. With a 9-5 win over **Louisville** in March 2015, Morris moved into **seventh in all-time wins (1,445)** for a coach at a four-year college.
- Miami opened the week with the **highest batting average** (.311) and **fourth-best staff ERA** (3.05) in the conference.
- Junior infielder **George Iskenderian** leads the ACC in **hits (73)** and **runs scored (57)**, and ranks **second** in batting average.
- Miami has a **27-4 record at Mark Light Field** this season and has lost just one weekend home series since **April 2014**.
- Junior third baseman **David Thompson** leads the ACC in **RBI (66)** and is **tied for the ACC lead with 14 home runs**.
- Sophomore closer **Bryan Garcia** ranks fifth in UM history with **24 saves**; **nine saves in 2015** are **fourth-most** in the ACC.
- Miami's streak of **42 consecutive NCAA postseason appearances** is the longest active streak in Division I athletics.

PROJECTED STARTERS



Miami:
LHP Danny Garcia
6-1, 2.88 ERA



FAU:
LHP Sean Labsan
2-2, 3.00 ERA

TOP PERFORMERS



SO C/DH Zack Collins

- Was named ACC Player of the Week
- Hit .623 w/ 3 HR, 14 RBI last week
- Riding career-long 10-game hit streak
- Past eight games: .533, 7 HR, 25 RBI
- Has risen average 40 points to .304
- Ranks second on team in HR (12)



SR RHP Daniel Brigg

- One of Miami's top RH relievers
- 0 runs in last 10 appearances (11.1 IP)
- .112 B/AVG is best among all pitchers
- 18 appearances is fourth-most
- Played club baseball first 3 years at UM
- Will attend Miami Med School this fall

POTENTIAL STARTING LINEUP

Pos.	#	Player	AVG	AB	R	H	2B	3B	HR	RBI	SB-SBA
C	40	Garrett Kennedy	.344	163	40	56	8	1	6	42	1-1
1B	17	Christopher Barr	.297	145	30	43	6	3	0	17	9-9
2B	7	George Iskenderian	.380	192	57	73	10	2	3	42	19-19
SS	51	Brandon Lopez	.324	102	18	33	6	2	0	16	0-0
3B	8	David Thompson	.335	194	44	65	15	2	14	66	1-3
LF	24	Jacob Heyward	.309	55	20	17	2	0	2	7	0-1
CF	2	Ricky Eusebio	.286	182	52	52	11	2	2	25	16-20
RF	13	Willie Abreu	.308	169	35	52	8	0	3	35	4-4
DH	0	Zack Collins	.304	184	47	56	9	4	12	50	7-8

UNIVERSITY INFORMATION

Location	Coral Gables, Fla.
Enrollment	15,629
Founded	1925
Nickname	Hurricanes
Colors	Orange (PMS 1665), Green (PMS 3435) and White
President	Donna E. Shalala
Athletics Director	Blake James
Conference	Atlantic Coast Conference
Stadium / Capacity	Alex Rodriguez Park at Mark Light Field / 4,999

BASEBALL COACHING / SUPPORT STAFF

Head Coach	Jim Morris
Record at Miami / Seasons	969-377-3 (.717) / 21
Career Division I Record / Seasons	1,473-644-4 (.694) / 33
Career Coaching Record / Seasons	1,604-684-4 (.698) / 37

Assistant Coach / Recruiting Coordinator / Hitting	Gino DiMare (Miami, 1998)
Assistant Coach / Pitching	J.D. Arteaga (Miami, 2002)
Assistant Coach / Catchers	Michael DeLucia (Campbell, 2013)

Strength & Conditioning Coach	Brian Gabriel (Incarnate Word, 1996)
Athletic Trainer	Kenny Johnson (FIU, 2009)
Director of Baseball Operations / Camps	Robert "G.M." McDaniel (FIU, 2003)

PROGRAM HISTORY

First Year of Baseball	1940
All-Time Program Record	2,443-986-18 (.708)
College World Series Appearances / Last	23 / 2008
College World Series Record	47-38 (.553)
NCAA Regional Appearances/ Last	43 / 2014
NCAA Regional Record	119-43 (.734)
Last Postseason Opponent	Texas Tech / 2014 Coral Gables Regional

TEAM INFORMATION

2014 Overall Record	44-19
2014 ACC Record / Finish	24 - 6 / 1st Place (Coastal Division, ACC)
Letterwinners Returning / Lost	21 / 12

POSTSEASON HISTORY

National Championships: 4 (1982, 1985, 1999, 2001)
ACC Championships: 1 (2008)
College World Series Appearances: 23 (1974, 1978, 1979, 1980, 1981, 1982, 1984, 1985, 1986, 1988, 1989, 1992, 1994, 1995, 1996, 1997, 1998, 1999, 2001, 2003, 2004, 2006, 2008)
Super Regional Appearances: 10 (1999, 2000, 2001, 2002, 2003, 2004, 2005, 2006, 2008, 2010)
Super Regional Titles: 6 (1999, 2001, 2003, 2004, 2006, 2008)
NCAA Regional Appearances: 43 (1971, 1973, 1974, 1975, 1976, 1977, 1978, 1979, 1980, 1981, 1982, 1983, 1984, 1985, 1986, 1987, 1988, 1989, 1990, 1991, 1992, 1993, 1994, 1995, 1996, 1997, 1998, 1999, 2000, 2001, 2002, 2003, 2004, 2005, 2006, 2007, 2008, 2009, 2010, 2011, 2012, 2013, 2014)
NCAA Regional Titles: 27 (1974, 1978, 1979, 1980, 1981, 1982, 1984, 1985, 1986, 1988, 1989, 1992, 1994, 1995, 1996, 1997, 1998, 1999, 2001, 2002, 2003, 2004, 2005, 2006, 2008, 2010)

2015 SCHEDULE (38-13, 19-8 ACC)

FEBRUARY (8-3)				
DATE	DAY	OPPONENT	TIME (ET)	RESULT
Feb. 13	Friday	RUTGERS	7:00 p.m.	W (5-2)
Feb. 14	Saturday	RUTGERS (G1)	2:00 p.m.	W (9-5)
Feb. 14	Saturday	RUTGERS (G2)	7:00 p.m.	W (9-3)
Feb. 15	Sunday	RUTGERS	1:00 p.m.	W (25-4)
Feb. 18	Wednesday	at FAU	6:30 p.m.	L (3-5)
Feb. 20	Friday	at Florida	7:00 p.m.	L (3-4)
Feb. 21	Saturday	at Florida	7:30 p.m.	W (7-2)
Feb. 22	Sunday	at Florida	1:00 p.m.	L (1-2)
Feb. 25	Wednesday	BARRY	6:00 p.m.	W (5-3)
Feb. 27	Friday	WRIGHT STATE	7:00 p.m.	W (8-7)
Feb. 28	Saturday	WRIGHT STATE	7:00 p.m.	W (4-3)

MARCH (12-6)				
DATE	DAY	OPPONENT	TIME (ET)	RESULT
March 1	Sunday	WRIGHT STATE	1:00 p.m.	L (6-12)
March 3	Tuesday	at Miami Marlins (<i>exhibition</i>)	1:05 p.m.	L (1-7)
March 4	Wednesday	FGCU	6:00 p.m.	W (7-3)
March 7	Saturday	at Louisville* (G1)	1:00 p.m.	L (6-9)
March 7	Saturday	at Louisville* (G2)	4:10 p.m.	W (9-5)
March 8	Sunday	at Louisville*	1:00 p.m.	L (4-5)
March 10	Tuesday	at FGCU	6:30 p.m.	W (15-4)
March 11	Wednesday	STETSON	6:00 p.m.	W (7-0)
March 13	Friday	NC STATE*	7:00 p.m.	W (3-2) (10)
March 14	Saturday	NC STATE*	7:00 p.m.	W (9-2)
March 15	Sunday	NC STATE*	1:00 p.m.	W (6-0)
March 17	Tuesday	ARMY	6:00 p.m.	W (9-1)
March 20	Friday	at Wake Forest*	6:00 p.m.	W (15-2)
March 21	Saturday	at Wake Forest*	4:00 p.m.	W (12-7)
March 22	Sunday	at Wake Forest*	1:00 p.m.	L (4-10)
March 25	Wednesday	FGCU	6:00 p.m.	L (1-8)
March 27	Friday	at North Carolina*	6:30 p.m.	W (4-3)
March 28	Saturday	at North Carolina*	3:00 p.m.	W (4-3) (11)
March 29	Sunday	at North Carolina*	1:00 p.m.	L (3-10)

APRIL (11-4)				
DATE	DAY	OPPONENT	TIME (ET)	RESULT
April 1	Wednesday	BETHUNE-COOKMAN	6:00 p.m.	W (13-3)
April 3	Friday	DUKE*	7:00 p.m.	W (4-3)
April 4	Saturday	DUKE*	7:00 p.m.	W (3-2)
April 5	Sunday	DUKE*	1:00 p.m.	W (10-0)
April 8	Wednesday	FAU	6:00 p.m.	W (4-3) (10)
April 10	Friday	VIRGINIA TECH*	7:00 p.m.	W (11-1)
April 11	Saturday	VIRGINIA TECH*	7:00 p.m.	W (14-4)
April 12	Sunday	VIRGINIA TECH*	1:00 p.m.	W (9-1)
April 15	Wednesday	UCF	6:00 p.m.	W (4-2)
April 17	Friday	at Virginia*	6:00 p.m.	L (4-5)
April 18	Saturday	at Virginia*	4:00 p.m.	L (2-5)
April 19	Sunday	at Virginia*	1:00 p.m.	W (8-6)
April 24	Friday	FLORIDA STATE*	7:00 p.m.	L (7-8) (17)
April 25	Saturday	FLORIDA STATE*	7:00 p.m.	L (5-15)
April 26	Sunday	FLORIDA STATE*	1:00 p.m.	W (12-0)

MAY (7-0)				
DATE	DAY	OPPONENT	TIME (ET)	RESULT
May 2	Saturday	at Pittsburgh* (G1)	1:00 p.m.	W (9-5)
May 2	Saturday	at Pittsburgh* (G2)	4:40 p.m.	W (12-0)
May 3	Sunday	at Pittsburgh	1:00 p.m.	W (9-3)
May 6	Wednesday	BETHUNE-COOKMAN	6:00 p.m.	W (14-0)
May 8	Friday	NEW YORK TECH	7:00 p.m.	W (26-0)
May 9	Saturday	NEW YORK TECH	7:00 p.m.	W (13-1)
May 10	Sunday	NEW YORK TECH	1:00 p.m.	W (19-1)
May 12	Tuesday	FAU	6:00 p.m.	
May 14	Thursday	GEORGIA TECH*	7:00 p.m.	
May 15	Friday	GEORGIA TECH*	7:00 p.m.	
May 16	Saturday	GEORGIA TECH*	1:00 p.m.	

May 20-24 2015 ACC Championship (Durham, N.C)
 May 30 - June 25 2015 NCAA Baseball Championship

U BASEBALL

2015 UNIVERSITY OF MIAMI BASEBALL ROSTER

No.	Name	Pos.	B/T	HT.	WT.	Year	Hometown / High School / Previous School
0	Zack Collins	C	L/R	6-3	220	Soph.	Pembroke Pines, Fla. / American Heritage
2	Ricky Eusebio	OF	R/R	5-11	195	Jr.	Homestead, Fla. / Gulliver Prep
4	Johnny Ruiz	INF	L/R	5-11	195	Soph.	Coral Gables, Fla. / Westminster Christian
7	George Iskenderian	INF	R/R	6-0	190	Jr.	Englewood Cliffs, N.J. / Don Bosco Prep (Indian River CC)
8	David Thompson	3B	R/R	6-2	220	Jr.	Miami, Fla. / Westminster Christian
10	Justin Smith	OF	R/R	6-2	205	Fr.	St. John's, Fla. / Bartram Trail
13	Willie Abreu	OF	L/L	6-4	225	Soph.	Hialeah, Fla. / Mater Academy
14	Danny Garcia	LHP	L/L	6-1	195	Soph.	Miami, Fla. / Westwood Christian
17	Christopher Barr	1B/OF	L/L	6-1	200	R-Soph.	Royal Palm Beach, Fla. / Royal Palm Beach
18	Michael Mediavilla	LHP	L/L	6-5	225	Fr.	Hialeah, Fla. / Mater Academy
19	Bryan Garcia	RHP	R/R	6-1	205	Soph.	Miami, Fla. / Christopher Columbus
22	Luke Spangler	LHP	L/L	6-0	160	Fr.	Cape Coral, Fla. / Cape Coral
24	Jacob Heyward	OF	R/R	6-3	201	Soph.	McDonough, Ga. / Eagle's Landing Christian
27	Ryan Otero	RHP	R/R	6-5	205	R-Jr.	Coral Gables, Fla. / Ransom Everglades School
28	Malik Rosier	OF	R/R	6-3	213	Fr.	Mobile, Ala. / Faith Academy
30	Andrew Suarez	LHP	L/L	6-2	205	R-Jr.	Miami, Fla. / Christopher Columbus
31	Sam Abrams	RHP	R/R	5-9	175	Sr.	Miami, Fla. / Killian
32	Andy Honiotes	RHP	R/R	6-3	190	Fr.	Geneva, Ill. / Geneva Community
34	Derik Beauprez	RHP	L/R	6-5	233	Soph.	Cherry Hills Village, Colo. / Cherry Creek
35	Devin Meyer	RHP	L/R	6-3	180	Fr.	Coral Springs, Fla. / Coral Springs Christian Academy
37	Keven Pimentel	RHP	R/R	6-3	224	Fr.	Huntington Station, N.Y. / Montverde Academy
38	Daniel Briggi	RHP	R/R	6-0	190	Sr.	Croton, N.Y. / Hendrick Hudson
39	Cooper Hammond	RHP	R/R	6-3	205	Soph.	Venice, Fla. / Venice Senior
40	Garrett Kennedy	C	L/R	6-1	210	Sr.	Davie, Fla. / Archbishop McCarthy
42	Edgar Michelangeli	INF	R/R	6-1	210	R-Soph.	Miami, Fla. / Florida Christian
43	Thomas Woodrey	LHP	L/L	6-3	205	Jr.	Lighthouse Point, Fla. / Cardinal Gibbons
44	Peter Crocitto	1B	R/R	6-0	205	Fr.	Palm City, Fla. / South Fork
45	Carl Chester	OF	R/R	6-0	190	Fr.	Longwood, Fla. / Lake Brantley
47	Enrique Sosa	RHP	R/R	5-10	180	Jr.	Panama City, Panama / Acad. Interamericana de Panama
49	Daniel Epstein	LHP	L/L	6-0	160	Fr.	Weston, Fla. / University School
51	Brandon Lopez	SS	R/R	6-1	190	Jr.	Miramar, Fla. / American Heritage
52	Daniel Sayles	LHP	L/L	6-4	212	Sr.	Wauwatosa, Wisc / Wauwatosa E / Sac. City College
55	Jesse Lepore	RHP	R/R	6-4	210	Fr.	Beverly Hills, Fla. / Trinity Catholic

Head Coach: Jim Morris, Elon (1973), 22nd season

Assistant Coaches: Gino DiMare, Miami (1998), 16th season

J.D. Arteaga, Miami (2002), 13th season

Michael DeLucia, Campbell (2013), 1st season

Strength & Conditioning Coach: Brian Gabriel, Incarnate Word (1996), 2nd season

Director of Baseball Operations & Camps: Robert McDaniel, FIU (2003), 15th season

Athletic Trainer: Kenny Johnson, FIU (2009), 3rd season

PRONUNCIATION GUIDE

Willie Abreu	uh-BRAY-oo
Derik Beauprez	boh-PRAY
Peter Crocitto	cruh-SHEE-toe
Ricky Eusebio	you-SAY-bee-oh
George Iskenderian	ehsk-in-DARE-ee-an
Jesse Lepore	le-POOR-ee
Michael Mediavilla	med-ee-uh-VEE-yuh
Edgar Michelangeli	my-cuh-LANJ-uh-lee
Keven Pimentel	pim-ehn-TELL
Malik Rosier	ro-ZHEER

3 JIM MORRIS HEAD COACH

THE HURRICANES SKIPPER

- 1999 & 2001 National Coach of the Year (*Collegiate Baseball*)
- 1999 & 2001 National Coach of the year (*ABCA*)
- 1994 Coach of the Year (*Baseball America*)
- 2008 ACC Coach of the Year

Entering his 22nd season at Miami, few programs have qualified for the College World Series as much as Jim Morris and his Hurricanes. Miami, which has qualified for the NCAA Tournament an NCAA-record 42 consecutive years, has made it to Omaha in 11 of Morris' 21 seasons in Coral Gables. Morris set an NCAA record for guiding a program to the CWS in each of his first six years at UM. In addition, Morris won a record 13 consecutive NCAA Regionals from 1994-2006.

Morris has directed the Hurricanes to a 969-377-3 (.717) mark since arriving in 1994. Including his 12 seasons at Georgia Tech (1982-93), Morris has forged a 1,473-644-4 (.694) Division I record in 33 years as a head coach. Overall, Morris has been the head coach at the collegiate level for 36 seasons, spending the first four at DeKalb (Ga.) C.C. (now Georgia Perimeter College) from 1976-79, and has recorded a 1,604-684-4 (.698) mark.

In addition to carrying on Miami's great baseball reputation in the last 20 years, Morris personally led the charge in the construction of Alex Rodriguez Park, and logged hundreds of hours raising funds for the stadium project.

MORRIS IS A REGIONAL REGULAR

Jim Morris earned his 30th consecutive NCAA regional bid in 2014 when he guided the Canes to one of 16 host spots in the tournament. He has led Miami to a regional in each of his 21 seasons (1994-2014), winning 15 of those appearances. The 13 consecutive regional championships (1994-2006) was an NCAA record. He also went to nine straight regionals from 1985-93 with Georgia Tech. Additionally, Miami has advanced to nine Super Regionals under Morris.

Affectionately known as "3" by those surrounding the UM program, Morris led the 2014 Hurricanes to their 42nd-straight NCAA Tournament. Despite six signees being drafted in the 2013 MLB Draft, the Hurricanes reeled in a top-five recruiting class by national publications, with Zack Collins named *Baseball America* National Freshman of the Year under his direction in 2014.

MORRIS IN 36th SEASON AS HEAD COACH

Morris entered 2015 as the fourth-winningest active coach in Division I baseball with 1,435 wins. He wasted little time in moving up the record books, moving into sole possession of eighth place in all-time wins (1,439) on Feb. 15 with a 25-4 win over Rutgers and then seventh place with a 9-5 win over Louisville on March 7 (1,445).

Morris won his 1,500th game as a head coach in Miami's 4-1 upset of No. 1 North Carolina on March 15, 2013 in Chapel Hill, N.C.

Morris reached two coaching milestones in the first half of the 2014 season. He became just the eighth Division I coach to reach 1,400 wins in a 5-2 win over Boston College on March 8, and won his 900th game at Miami in a 7-1 upset of No. 3 Virginia on March 22.

Morris notched his milestone 1,000th win against Georgia Tech, with a 16-13 victory on April 4, 2004. Thirteen days later, he notched win No. 500 at Miami with a 7-3 win against Florida State on April 17. Morris' 1,000th win as a head coach, including time at



DeKalb College, came in a 5-3 win over Northeastern in March 2001.

MAJOR LEAGUE GUIDANCE

Over 150 professional baseball players have played under Morris during their college careers at Miami, Georgia Tech and DeKalb.

Among the players Morris coached at Miami that went on to play in the Major Leagues were Yonder Alonso (San Diego), Ryan Braun (Milwaukee), Pat Burrell (Tampa Bay), Alex Cora (New York Mets), Yasmani Grandal (San Diego), Bobby Hill (San Diego), Aubrey Huff (Detroit), Ryan Jackson (St. Louis), Chris Perez (Cleveland), Cesar Carrillo (San Diego), Brian Barton (St. Louis), Eddy Rodriguez (San Diego), Gaby Sanchez (Florida), Blake Tekotte (Chicago White Sox), Charlton Jimerson (Houston), Jay Tessmer (New York Yankees), Danny Valencia (Minnesota Twins), Jon Jay (St. Louis), Danny Graves (Cincinnati) and Jason Michaels (Houston).

Standout players under Morris from his days at Georgia Tech were Nomar Garciaparra (Los Angeles Dodgers), Jay Payton (Oakland A's) and Jason Varitek (Boston Red Sox).

Morris has also enjoyed success on the International scene. From 1989-90, Morris served as head coach of the USA Baseball team that won a Silver Medal in the 1989 Presidential Cup (Taiwan), Bronze Medal at the Goodwill Games and the 1990 International Baseball Association (IBA) World All-Star Game in Atlanta. In 1987, Morris served as pitching coach under Ron Fraser at the Pan American Games (Silver Medal).

FAMILY MAN

Coach Morris and his wife Nhan live in Miami with their three-year old son, James W. Morris IV (Will).

MIDWEEK NEWS & NOTES

SEASON SERIES FINALE AT THE LIGHT

- No. 12 Miami carries an **eight-game winning streak** into Tuesday's season series finale against FAU. The game was originally supposed to be played on **April 22**, but was postponed due to weather.
- Miami dropped the first of three head-to-head games on **Feb. 18** by a final score of **5-3** at **FAU Baseball Stadium**, but rebounded to win the second game **4-3** on a walk-off single from **George Iskenderian** in the 10th inning at Mark Light Field on **April 8**.
- UM holds a commanding **56-13 all-time lead** over FAU, including a **47-10 mark** in games played at The Light. Miami has won **16 of the last 20 head-to-head matchups** dating back to 2009.
- With a 36-14 record and a 17-10 mark in C-USA play, FAU is ranked **No. 20** in the most recent *USA Today* Coaches Poll. FAU is led by **Brendon Sanger** (.365, six HR) and **Ricky Santiago** (.328, 38 RBI).

COASTAL DIVISION CHAMPIONS

- No. 12 Miami clinched its **second straight ACC Coastal Division title** over the weekend, locking down the **No. 2 seed of the ACC Baseball Championship** next week in Durham, N.C.
- The Hurricanes, who won the **2014 ACC Regular Season Championship with a 24-6 ACC record**, enter their final week of the regular season up **5.5 games** on second-place UNC. Louisville, owners of a 23-4 record with one ACC series remaining will be the No. 1 seed.
- The **Coastal Division title is the third for Miami** since joining the conference prior to the **2005 season**.

HAVE A WEEK!

- **Zack Collins** was named **ACC Player of the Week** after an eye popping four-game stretch that helped extent UM's win streak to eight.
- Collins batted **.692 for the week** (9-for-13) with three homers and a team-best **14 RBI**. He reached base at an **.810** clip over four games.
- The honor was Collins' **second straight ACC weekly recognition**.

SAVING THE BEST FOR LAST

- Senior **Garrett Kennedy** has been one of Miami's top contributors in his final season, hitting for a **.344 average** in 43 starts - the **second-best average** among all regular starters.
- Through Miami's **first 51 games of the 2014 season**, Kennedy was **hitting just .220** with **two home runs and 15 RBI**.
- Kennedy, who **batted just .231 in his junior season**, is hitting **.353 over the past five games** and hitting **.360 in conference play**.
- Kennedy has already set **career high in hits (56), runs (40), doubles (eight), triples (one), home runs (six) & RBI (42)**.

HEATING UP

- Junior **David Thompson** leads the ACC and ranks **second in the nation with 66 RBI**. His **14 home runs are tied for the ACC lead and rank ninth nationally**.
- Over the **past five games**, sophomore **Zack Collins** is hitting **.611** with **11 hits (11-for-18)**, five HRs and 18 RBI. He has **29 total bases** over the stretch with a team-best **OPS (on-base plus slugging) of 2.342**.
- Over the past 10 games, junior infielder **George Iskenderian** is hitting **.484 (15-for-31)** with 16 runs scored, 12 walks and five steals.

ACC STANDINGS (May 11)

ATLANTIC	ACC	OVERALL
Louisville	23-4	40-12
Florida State	17-9	37-16
Notre Dame	15-12	33-18
NC State	13-12	29-18
Clemson	13-13	27-25
Wake Forest	11-15	26-23
Boston College	9-17	25-25

COASTAL	ACC	OVERALL
MIAMI	19-8	38-13
North Carolina	13-13	31-19
Georgia Tech	13-14	32-18
Virginia Tech	12-14	26-24
Virginia	12-15	29-19
Duke	8-18	28-21
Pittsburgh	7-20	17-31

ACC RECORDS: YEAR-BY-YEAR

Year	Record	Finish (ACC/Div.)
2014	24-6	1st / 1st Coastal
2013	14-16	8th / 5th Coastal
2012	16-14	5th / 3rd Coastal
2011	19-10	4th / 4th Coastal
2010	20-10	3rd / 3rd Coastal
2009	18-12	5th / 3rd Coastal
2008	23-5	1st / 1st Coastal
2007	17-13	5th / 3rd Coastal
2006	17-13	5th / 4th Coastal
2005	19-10-1	3rd Place (no div.)

IN THE POLLS

Collegiate Baseball Newspaper: #7
Perfect Game: #8
USA Today Coaches' Poll: #8
D1Baseball.com: #9
NCBWA: #10
Baseball America: #17

WINNINGEST ACTIVE COACHES (ENTERING 2015)

- 1) Augie Garrido (Texas) - 1,920
- 2) Mike Martin (Florida State) - 1,813
- 3) Mark Marquess (Stanford) - 1,530
- 4) **Jim Morris (Miami) - 1,435**
- 5) Jack Leggett (Clemson) - 1,300

COLLEGIATE BASEBALL NEWSPAPER

- 1) Louisiana State (SEC)
- 2) Illinois (Big 10)
- 3) ***Louisville* * (ACC)**
- 4) UCLA (Pac 12)
- 5) Texas Christian (Big 12)
- 6) Texas A&M (SEC)
- 7) **MIAMI (ACC)**
- 8) ***Florida State* * (ACC)**
- 9) ***Florida* (SEC)**
- 10) Vanderbilt (SEC)
- 11) California (Pac 12)
- 12) Arizona State (Pac 12)
- 13) Iowa (Big 10)
- 14) Oklahoma State (Big 12)
- 15) Missouri State (MVC)
- 16) Dallas Baptist (MVC)
- 17) Southern California (Pac 12)
- 18) Oregon State (Pac 12)
- 19) Rice (C-USA)
- 20) College of Charleston (CAA)
- 21) Cal State Fullerton (Big West)
- 22) UC Irvine (Big West)
- 23) UC Santa Barbara (Big West)
- 24) Notre Dame (ACC)
- 25) Nevada (Mountain West)

bold italics indicates 2015 opponent

PRESEASON ALL-AMERICANS

Zack Collins

- Golden Spikes Award Watch
- *Baseball America* (1st Team)
- *Collegiate Baseball* (1st)
- *D1Baseball.com* (1st)
- *Perfect Game* (1st)

Bryan Garcia

- Stopper of the Year Watch
- NCBWA (1st Team)
- *Collegiate Baseball* (2nd)
- *Perfect Game* (3rd)

Andrew Suarez

- *Golden Spikes Award Watch*
- *Collegiate Baseball* (2nd Team)

David Thompson

- *Baseball America* (2nd Team)

MIDWEEK NEWS & NOTES

STRIKE EARLY, STRIKE OFTEN

- 169 of Miami's 415 runs scored this season (40.7%) have come in the first three innings of the game - Miami is 29-4 when scoring first in 2015. The Hurricanes have a 9-9 record in games when their opponent scores first.
- The Hurricanes have jumped over pitching at home this season, outscoring opponents 115-35 in the first three innings of games played at Mark Light Field.
- When scoring in the first inning, Miami has a 20-2 record. When its opponent scores in the first inning, Miami is 6-6.
- Miami's .311 team batting average to open the week was the eighth-best nationwide and second-best mark in the ACC. The Hurricanes' .405 on-base percentage is the best mark in the nation.

MILESTONES FOR MORRIS

- After leading his team to a 44-19 record in 2014, head coach Jim Morris moved into ninth place all-time in college baseball history (regardless of Division, four-year colleges) with 1,435 wins.
- Morris wasted little time in moving up that list in 2015, taking over sole possession of eighth place when Miami topped Rutgers 25-4 on Feb. 15, 2015 - his 1,439th win as head coach. He moved into seventh place (1,445) when Miami beat Louisville on March 7.
- Morris ranks as the fourth-winningest among active Division I coaches by career victories (1,473) and fifth in winning percentage (.694). He is also the second-winningest coach in ACC history.
- Morris became just the eighth coach in the history of Division I baseball to accumulate 1,400 wins when Miami beat Boston College 5-2 on March 8, 2014.

POWER SURGE

- Miami's 8.1 runs-per-game average is third-best in the nation.
- After connecting for eight homers in its series against NYIT, Miami now has 47 home runs in 2015 - the third most of any ACC team. The Hurricanes had just 25 homers in all of 2014.
- The Hurricane bats combined to hit just .264 through the first 51 games of the 2014 season, but are hitting over 50 points higher (.311) for the best team batting average in the ACC this spring.
- Only four players had more than home run at this point in 2014, and the team had just 19 total. Seven players have multiple home runs this spring, with UM home runs up 123% (from 21 to 47).
- Miami's offense is averaging 8.13 runs per game (compared to 5.76 at this point in 2014), and its slugging is up nearly 100 points to .462 (from .367 in 2014).

SHUT THEM DOWN

- Miami's bullpen has recorded a 2.12 ERA in 195.2 combined innings this season, and has been a key reason for UM's success.
- Among the Hurricanes' top arms out of the bullpen: sophomore All-American closer Bryan Garcia (2.86 ERA, nine saves), freshman lefthander Michael Mediavilla (1.69 ERA, 26 appearances, 36 Ks), senior walk-on Daniel Braggi (1.30 ERA, 24 Ks) and righthanded sidewinder Cooper Hammond (2.12 ERA, 27 appearances).
- Garcia is in sole possession of fifth place in program history with 24 career saves; his nine this season are the fourth-most in the ACC.

2014 RETURNING STAT LEADERS

OFFENSE

Average: Zack Collins (.298)
Games Played: Z. Collins / W. Abreu (61)
Games Started: Willie Abreu (59)
At Bats: Willie Abreu (220)
Runs: Zack Collins (32)
Hits: Zack Collins / Willie Abreu (61)
Doubles: Zack Collins (14)
Triples: Zack Collins (3)
Home Runs: Zack Collins (11)
Runs Batted In: Zack Collins (54)
Total Bases: Zack Collins (114)
SLG Percent.: Zack Collins (.556)
Walks: Zack Collins (42)
OB Percent.: Zack Collins (.427)
Stolen Bases: R. Eusebio / B. Lopez (6)

PITCHING

ERA (50+ IP): Bryan Garcia (1.75)
Wins: Bryan Garcia (7)
Losses: Bryan Garcia (4)
Appearances: Cooper Hammond (35)
Games Started: Andrew Suarez (16)
Complete Games: Andrew Suarez (1)
Saves: Bryan Garcia (15)
Innings Pitched: Andrew Suarez (109.2)
Hits Allowed: Andrew Suarez (108)
Runs Allowed: Andrew Suarez (46)
Ear. Runs Allowed: Andrew Suarez (36)
Walks: Bryan Garcia (19)
Strikeouts: Andrew Suarez (87)
Wild Pitches: Andrew Suarez (11)
B/AVG Against: Bryan Garcia (.220)

THE LAST TIME A HURRICANE...

Led Off Game with HR....	Carl Chester (3/21/2015 vs. Wake Forest)
Back-to-Back Games with Leadoff HR ...	Charlton Jimerson (6/09/2001, 6/11/2001)
Had Six Hits in a Game...	Mark Sobolewski (3/18/2008 vs. Cornell)
Five Hits...	Nathan Melendres (4/23/2011 vs. North Carolina)
Two Hits in One Inning...	Jason Hagerty (3/7/2008 vs. Boston College)
Hit Three HR's in a Game...	Scott Lawson (6/5/2010 vs. Texas A&M)
Two HR's...	Zack Collins (5/3/2015 vs. Pittsburgh)
Hit Two HR's in One Inning...	Kevin Brown (3/16/1999 vs. Ohio State)
Hit Pinch Hit HR...	Sebastian Diaz (5/2/2014 vs. Alabama St.)
Hit Inside the Park HR...	Paco Figueroa (5/8/2005 vs. Jacksonville)
Hit Grand Slam...	Zack Collins (5/10/2015 vs. NYIT)
Hit for the Cycle...	Gaby Sanchez (5/2/2003 vs. Pace)
Record 10 RBI in One Game...	Kevin Brown (5/27/2001 vs. Stetson)
Nine RBI...	Chad Rupp (4/25/1998 vs. FSU)
Eight RBI...	Danny Valencia (4/9/2005 vs. Virginia)
Seven RBI...	David Thompson (3/20/2015 vs. Wake Forest)
Six RBI...	David Thompson (3/10/2015 vs. FGCU)
Threw CG Shutout...	Andrew Suarez (5/30/2014 vs. Bethune-Cookman)
Recorded Back-to-Back CG's...	David Gil (5/12/2000, 5/27/2000)
Recorded CG 1-Hit S/O...	J.D. Cockroft (5/31/2003 vs. FAU)
Recorded a Perfect Game...	Javi Salas (3/4/2014 vs. Villanova)
Recorded a No-Hitter (non-PG)...	Alex Fernandez (3/18/1989 vs. Maine)
Struck Out 10 Batters...	Andrew Suarez 4/4/2015 vs. Duke)
Recorded Three-Pitch Inning...	Chris Hernandez (6/2/2010 vs. Florida)
Recorded Three Pickoffs in a Game...	Brian Walker (3/16/2001 vs. East Carolina)

MIDWEEK NEWS & NOTES

THERE'S NO PLACE LIKE HOME

- Miami is **27-4 at home** (87.0 win %) with four games remaining.
- UM finished the 2014 season with a **11-4 home record in ACC** play, and a **23-10 overall home record**. UM's streak of **nine straight home series wins** was snapped against **Florida State** (April 24-26).
- Miami is batting **.329 at home** with a **.449 on-base percentage**.
- Senior **Garrett Kennedy** is batting **.385 in 30 games at home**, with 37 hits, seven doubles and 32 RBI. Junior **George Iskenderian** is batting .411 at home with 29 RBI and 39 runs scored.
- Miami's **staff ERA** is over **1.5 runs better at home (2.43)** than on the road (**4.09**), while its batting average is over 40 points higher (.284).

POSTSEASON RESUME

- After capturing the **2014 ACC Regular Season Championship**, the Hurricanes entered 2015 ranked in the **top 15 of every major college baseball preseason poll**. They've lived up to expectations.
- Miami has **faced the 15th-toughest schedule nationwide according to WarrenNolan.com**, while its **Ratings Percentage Index (RPI) is ranked No. 4 - both important postseason seeding factors**.
- Miami has **10 wins against RPI top 50 teams** and has a **21-13 record against the RPI top 100**. UM clinched its second straight **Coastal Division crown** by virtue of Notre Dame sweeping UNC.

PICKING UP WHERE HE LEFT OFF

- Then-freshman **Bryan Garcia** was named the team's closer just prior to the 2014 season opener and rewarded the coaching staff with an **All-American campaign (NCBWA, third team)**.
- Garcia has **nine saves in 23 appearances**. He has 25 strikeouts on the year, and now has **24 career saves - fifth-most in UM history**. His 23 appearances are the third-most among all relievers.
- An **All-ACC Second Team** selection as a reliever, **Garcia** set the **Miami freshman saves record** and tied for **11th-most saves nationally** with 15 in 2014. He was a consensus Freshman All American first-team selection at reliever.

DEATH, TAXES & THE NCAA POSTSEASON

- The Miami Hurricanes **extended their own college baseball record** with their **42nd consecutive trip to the NCAA postseason** in 2014. Miami **has not missed the postseason since 1973**.
- The Hurricanes' 42 straight trips to the NCAA postseason are the **longest active postseason streak of any Division I program in any sport nationwide**.
- Jim Morris has led teams to the **NCAA postseason in 30 straight years - all 21 years at Miami and his final nine years at Georgia Tech**. Miami **has not missed the postseason since 1972**.
- Miami is the **only school in the state of Florida** to have won a national championship; UM won titles in **1982, 1985, 1999 & 2001**.

ACC BASEBALL CHAMPIONSHIP IN DURHAM

- The Atlantic Coast Conference will host the 2015 Baseball Championship at Durham Bulls Athletic Park beginning May 19. **Miami, locked into the No. 2 seed, has not missed the ACC Championship since joining the conference prior to the 2005 season.**

USA TODAY COACHES POLL

- 1) Louisiana State (SEC)
- 2) **Louisville * (ACC)**
- 3) TCU (Big 12)
- 4) UCLA (Pac 12)
- 5) Illinois (Big 10)
- 6) Texas A&M (SEC)
- 7) **Florida (SEC)**
- T-8) **Florida State * (ACC)**
- T-8) **MIAMI (ACC)**
- 10) Vanderbilt (SEC)
- 11) UC-Santa Barbara (Big West)
- 12) Dallas Baptist (MVC)
- 13) Oklahoma State (Big 12)
- 14) Rice (Conference USA)
- 15) Missouri State (MVC)
- 16) Southern California (Pac 12)
- 17) Iowa (Big 10)
- 18) Arizona State (Pac 12)
- 19) College of Charleston (CAA)
- 20) **Florida Atlantic (C-USA)**
- 21) Houston (The American)
- 22) Nevada (Big West)
- 23) Oregon State (Pac 12)
- 24) Arkansas (SEC)
- 25) Coastal Carolina (Big South)

bold italics indicates 2015 opponent

Dropped Out:

- **Virginia * (ACC)** (24)
- California (Pac 12) (25)

MLB PLAYERS (since 1999)

- 1) Louisiana State - 45
- 2) Stanford - 41
- T-3) Arizona State - 36
- T-3) Long Beach State - 36
- T-5) **MIAMI - 35**
- T-5) Cal State Fullerton - 35
- T-5) Southern California - 35

***** Miami's six players on 2015 Opening Day MLB rosters were tied for the fourth-most among all schools.**


GAMEWINNING HITS / RBI

2/13	Johnny Ruiz (1B)
2/14	Zack Collins (2B)
2/15	Ricky Eusebio (2B)
2/21	Brandon Lopez (1B)
2/25	Zack Collins (groundout)
2/27	Garrett Kennedy (HR)
2/28	Willie Abreu (1B)
3/4	George Iskenderian (groundout)
3/7	Zack Collins (2B)
3/11	Carl Chester (HR)
3/13	David Thompson (HR)
3/14	Christopher Barr (2B)
3/17	George Iskenderian (walk)
3/20	George Iskenderian (1B)
3/21	Carl Chester (HR)
3/28	Johnny Ruiz (1B)
3/29	Zack Collins (HR)
4/3	Garrett Kennedy (1B)
4/4	Zack Collins (HR)
4/5	Garrett Kennedy (1B)
4/8	George Iskenderian (1B)
4/10	George Iskenderian (1B)
4/11	Zack Collins (HR)
4/12	Willie Abreu (1B)
4/15	Garrett Kennedy (1B)
4/19	Willie Abreu (2B)
4/26	David Thompson (HR)
5/2	David Thompson (1B)
5/2	Garrett Kennedy (1B)
5/3	George Iskenderian (HR)

HOME RUN TRACKER

2/15	David Thompson (3-R)
2/15	Malik Rosier (solo)
2/19	Carl Chester (solo)
2/21	Zack Collins (3-R)
2/27	Garrett Kennedy (2-R)
3/1	Carl Chester (solo)
3/4	Zack Collins (solo)
3/10	David Thompson (2-R)
3/10	Willie Abreu (2-R)
3/11	Carl Chester (solo)
3/13	David Thompson (solo)
3/13	George Iskenderian (2-R)
3/15	David Thompson (2-R)
3/17	David Thompson (solo)
3/17	David Thompson (slam)
3/17	George Iskenderian (2-R)
3/20	David Thompson (slam)
3/20	Garrett Kennedy (2-R)
3/20	Ricky Eusebio (solo)
3/20	David Thompson (2-R)
3/21	Carl Chester (solo)
3/20	Garrett Kennedy (3-R)
3/27	Ricky Eusebio (solo)
3/28	Zack Collins (solo)
4/4	Zack Collins (solo)
4/5	David Thompson (3-R)
4/10	Garrett Kennedy (2-R)
4/11	Zack Collins (solo)
4/12	David Thompson (3-R)
4/14	Willie Abreu (solo)
4/26	David Thompson (3-R)
4/26	Garrett Kennedy (solo)
4/26	Willie Abreu (3-R)
4/26	Zack Collins (2-R)
5/2	Zack Collins (slam)
5/3	George Iskenderian (solo)
5/3	Zack Collins (solo)
5/3	Zack Collins (2-R)
5/6	David Thompson (solo)

2015 MIAMI HURRICANES PHOTO ROSTER / SPOTTING CHART



#0 Zack Collins



#2 Ricky Eusebio



#4 Johnny Ruiz




#7 George Iskenderian



#8 David Thompson



#10 Justin Smith



#13 Willie Abreu



#14 Danny Garcia



#17 Christopher Barr



#18 Michael Mediavilla



#19 Bryan Garcia



#22 Luke Spangler



#24 Jacob Heyward



#27 Ryan Otero



#28 Malik Rosier




#30 Andrew Suarez



#31 Sam Abrams



#32 Andy Honiotes



#34 Derik Beauprez



#35 Devin Meyer



#37 Keven Pimentel



#38 Daniel Braggi



#39 Cooper Hammond




#40 Garrett Kennedy



#42 Edgar Michelangeli



#43 Thomas Woodrey




#44 Peter Crocitto



#45 Carl Chester



#47 Enrique Sosa



#49 Daniel Epstein



#51 Brandon Lopez



#52 Daniel Sayles



#55 Jesse Lepore

PLAYER PROFILES

HITTER PROFILES

13 • WILLIE ABREU OF

- 6-4 • 225 • SO • Hialeah, FL • Mater Academy
- Hitting .404 (19-for-47) with 3 2Bs & 13 RBI over last 15 games
- Elected team captain alongside fellow sophomore Bryan Garcia
- Career-long 13-game hitting streak was snapped vs. B-CU (May 6)
- Led all starters with .444 average against Pitt (4-for-9)
- Has already passed freshman totals for runs, home runs & RBI
- Connected on solo blast vs. UCF (4/15) that hit RF parking garage
- 61 hits in 2014 were tied for third-most; was third team All-ACC
- Drafted in 14th round of 2013 MLB Draft by Cincinnati Reds
- Ranked No. 175 Draft-eligible prospect in 2013 by *Perfect Game*

CAREER STATISTICS

YEAR	AVG	GP-GS	AB	R	H	2B	3B	HR	RBI	SB-A
2015	.308	50-50	169	35	52	8	0	3	35	4-4
2014	.277	61-59	220	29	61	8	1	1	28	4-5

CAREER .290 111-109 389 64 113 16 1 4 63 8-9

CAREER HIGHS

- At Bats: 7, vs. North Carolina, 5/16/2014
- Runs: 3, twice (last vs. Villanova, 3/4/2014)
- Hits: 4, twice (last at Virginia, 4/19/2015)
- RBI: 3, four times (last vs. Florida State, 4/26/2015)
- Walks: 2, nine times (last vs. Bethune-Cookman, 4/11/2015)
- Steals: 1, eight times (last vs. Virginia Tech, 4/11/2015)
- Hitting Streak: 13 games (2015)

SEASON HIGHS

- At Bats: 5, seven times (last at Virginia, April 19)
- Runs: 2, eight times (last vs. NYIT, May 9)
- Hits: 4, twice (last at Virginia, April 18)
- RBI: 3, three times (last vs. Florida State, April 26)
- Walks: 2, four times (last vs. Bethune-Cookman, April 1)
- Steals: 1, four times (last vs. Virginia Tech, April 11)
- Hitting Streak: 13 games

17 • CHRISTOPHER BARR 1B

- 6-1 • 200 • R-SO • Royal Palm Beach, FL • Royal Palm Beach
- Bumped to No. 2 hole prior to Saturday game vs. FSU (4/25)
- Has hit .314 with six walks and three steals in nine games since
- Has started past 35 at first base leading into Friday's opener
- Tied career high with three hits vs. Bethune-Cookman (5/6)
- Leads team with 11 sacrifice hits - had two in Pitt series
- Missed 2014 season while recovering from surgery
- Excels defensively & on basepaths | Perfect 9-for-9 on steals
- Recorded first career three-hit game in win over Wake (3/21)
- Finished Opening Weekend .347 (5-for-14), went 1-for-4 vs. FAU

CAREER STATISTICS

YEAR	AVG	GP-GS	AB	R	H	2B	3B	HR	RBI	SB-A
2015	.297	45-42	145	30	43	6	3	0	17	9-9
2013	.217	55-29	115	27	25	1	1	0	6	7-10

CAREER .261 100-71 260 57 68 7 4 0 23 16-19

CAREER HIGHS

- At Bats: 6, vs. Florida State, 4/24/2015
- Runs: 3, twice (last vs. NYIT, 5/10/2015)
- Hits: 3, twice (last vs. Bethune-Cookman, 5/6/2015)
- RBI: 3, twice (last vs. NYIT, 5/8/2015)
- Walks: 2, three times (last vs. UCF, 4/1/2015)
- Steals: 2, vs. North Carolina, 3/17/2013
- Hitting Streak: 5 games, twice (last 2015)

SEASON HIGHS

- At Bats: 6, vs. Florida State, April 24
- Runs: 3, twice (last vs. NYIT, May 10)
- Hits: 3, twice (last vs. Bethune-Cookman, May 6)
- RBI: 3, vs. NYIT, May 8
- Walks: 2, twice (last vs. UCF, April 15)
- Steals: 1, six times (last vs. FAU, April 8)
- Hitting Streak: 5 games

45 • CARL CHESTER OF

- 6-0 • 190 • FR. • Longwood, FL • Lake Brantley
- Moved to No. 9 spot from leadoff role in lineup during Duke series
- Hit .364 (4-for-11) in series with Pitt with two runs, two RBI
- Offers dynamic speed - 10 steals rank third most on UM
- Had two doubles in 2-for-4 performance vs. FSU (4/24)
- Recorded two RBI groundouts in team's series vs. Virginia
- Hit .455 vs. Wake (5-for-11), including leadoff HR in G2 (3/21)
- Selected in 38th round of 2014 MLB Draft by Milwaukee
- Chosen by *D1Baseball.com* as pick for ACC Freshman of the Year

CAREER STATISTICS

YEAR	AVG	GP-GS	AB	R	H	2B	3B	HR	RBI	SB-A
2014	.288	50-47	183	34	49	10	1	4	23	10-13

SEASON HIGHS

- At Bats: 6, vs. Wake Forest, March 21
- Runs: 2, nine times (last vs. Bethune-Cookman, May 6)
- Hits: 3, twice (last at Wake Forest, March 21)
- RBI: 2, twice (last vs. Virginia Tech, April 11)
- Walks: 2, twice (last at Wake Forest, March 20)
- Hitting Streak: 7 games

0 • ZACK COLLINS C/DH

- 6-3 • 220 • SO • Pembroke Pines, Fla. • Amer. Heritage
- Current 10-game hitting streak: .452, 7 HR, 26 RBI, 1.071 SLG
- Named ACC Player of the Week Monday after hitting .652 w/3 HR
- Had one home run in each game vs. NYIT, 7 HR in last eight games
- POTW honor was 2nd straight; hitting .533 on 8-game W streak
- Had dominant series vs. Pitt: 3 HR (inc. 1 grand slam) & 9 RBI
- 25 extra-base hits ranks second on UM (only to Thompson's 31)
- 6th *Baseball America* National Freshman of the Year from Miami
- Ranked by *Perfect Game* as top 2016 Draft-eligible player in ACC
- Named ACC Freshman of the Year and to All-ACC Third Team at C

CAREER STATISTICS

YEAR	AVG	GP-GS	AB	R	H	2B	3B	HR	RBI	SB-A
2015	.304	50-50	174	40	49	9	4	12	50	7-8
2014	.298	61-58	205	32	61	14	3	11	54	0-0

CAREER .290 111-108 379 72 110 23 7 23 104 7-8

CAREER HIGHS

- At Bats: 6, twice (last vs. Duke, 5/24/2014)
- Runs: 4, vs. NYIT, 5/8/2015
- Hits: 4, twice (last vs. NYIT, 5/8/2015)
- RBI: 6, at NC State, 3/30/2014
- Walks: 3, five times (last at Wake Forest, 3/20/2015)
- Hitting Streak: 10 games (2015)

SEASON HIGHS

- At Bats: 5, seven times (last vs. NYIT, May 8)
- Runs: 4, vs. NYIT, May 8
- Hits: 4, vs. NYIT, May 8
- RBI: 5, at Pittsburgh, May 2 (Game Two)
- Walks: 3, twice (last at Wake Forest, March 20)
- Hitting Streak: 10 games (current)

44 • PETER CROCITTO C/3B/1B

- 6-0 • 205 • FR. • Palm City, FL • South Fork
- Hit doubles vs. Bethune-Cookman, VTech, and two vs. FSU
- Connected on first career double & RBI in opener vs. VT (4/1)
- Has seen action in 11 games in first season
- Made diving stop at third in 9th vs. Wake (3/21) to save a basehit

CAREER STATISTICS

YEAR	AVG	GP-GS	AB	R	H	2B	3B	HR	RBI	SB-A
2015	.389	14-0	18	4	7	4	0	0	4	0-0

SEASON HIGHS

- At Bats: 3, vs. Rutgers, February 15
- Runs: 1, three times (last vs. Florida State, April 25)
- Hits: 1, six times (last vs. Florida State, April 26)
- RBI: 1, twice (last vs. Florida State, April 26)
- Walks: N/A
- Hitting Streak: 3 games

2 • RICKY EUSEBIO OF

- 5-11 • 195 • JR • Homestead, FL • Gulliver Prep
- Moved to leadoff spot during Duke series after hitting in 2-hole
- Has started all 51 games in centerfield this season
- Has career 85.7% rate on stolen bases, including 80% this year
- Excels on defense, staff considers him w/best UM def. CFs ever
- 11 doubles and 16 steals both rank second-most at UM
- Set career highs in every off. category in 2015 - his first as starter
- Constant on-base threat - HBP leader (14), 2nd in walks (36)
- One of only three players to start all 51 games this season
- Named to first team All-Dade senior season by *Miami Herald*

CAREER STATISTICS

YEAR	AVG	GP-GS	AB	R	H	2B	3B	HR	RBI	SB-A
2015	.286	51-51	182	52	52	11	2	2	25	16-20
2014	.263	44-13	57	16	15	2	0	0	7	6-6
2013	.221	47-23	95	14	21	3	0	0	8	8-9

CAREER .263 142-87 334 82 88 16 2 2 40 30-35

CAREER HIGHS

- At Bats: 7, vs. Florida State, 4/24/2015
- Runs: 3, three times (last at FGCU, 3/10/2015)
- Hits: 3, four times (last vs. Duke, 4/3/2015)
- RBI: 3, four times (last vs. Virginia Tech, 4/11/2015)
- Walks: 3, vs. NYIT, 5/9/2015
- Steals: 2, four times (last vs. Rutgers, 2/15/2015)
- Hitting Streak: 7 games (2015)

SEASON HIGHS

- At Bats: 7, vs. Florida State, April 24
- Runs: 3, three times (last at FGCU, March 10)
- Hits: 3, twice (last vs. Duke, April 3)
- RBI: 3, twice (last vs. Virginia Tech, April 11)
- Walks: 3, vs. NYIT, May 9
- Steals: 2, vs. Rutgers, February 15, 2015
- Hitting Streak: 7 games

24 • JACOB HEYWARD OF

- 6-3 • 201 • SO • McDonough, GA • Eagle's Landing
- Started in finale vs. NYIT and finished 3-for-4 with 2 R & 2 BB
- Hit pinch hit home runs in back-to-back games vs. NYIT (5/8 & 5/9)
- Home run in Game 2 vs. NYIT was a moon shot over leftfield net
- Saw action in all three games vs. Pitt, finishing with four runs
- Serves as one of team's top defensive replacements in rightfield
- Made first start of season vs. Barry (2/27), had two walks
- Saw action in all four games versus Rutgers, totaling 3 R & 2 RBI
- Drafted in the 38th round of the 2013 MLB Draft by Atlanta
- Ranked No. 196 senior overall (No. 11 in Georgia) by *Perfect Game*
- Younger brother of St. Louis Cardinals' outfielder Jacob Heyward

CAREER STATISTICS

YEAR	AVG	GP-GS	AB	R	H	2B	3B	HR	RBI	SB-A
2015	.309	40-6	55	20	17	2	0	2	7	0-1
2014	.160	14-6	25	5	4	1	0	0	3	0-1

CAREER .263 54-12 80 25 21 3 0 2 10 0-2

CAREER HIGHS

- At Bats: 5, at FGCU, 3/10/2015
- Runs: 3, vs. NYIT, 5/9/2015
- Hits: 3, twice (last vs. NYIT, 5/10/2015)
- RBI: 3, vs. Duke, 5/10/2014
- Walks: 2, twice (last vs. NYIT, 5/10/2015)
- Steals: N/A
- Hitting Streak: 5 games (2014)

SEASON HIGHS

- At Bats: 5, at FGCU, March 10
- Runs: 3, vs. NYIT, May 8
- Hits: 3, vs. NYIT, May 10
- RBI: 2, three times (last vs. NYIT, May 8)
- Walks: 2, twice (last vs. NYIT, May 10)
- Steals: N/A
- Hitting Streak: 3 games (current)

7 • GEORGE ISKENDERIAN INF

- 6-0 • 190 • JR • Englewood Cliffs, NJ • IRCC
• .380 average leads all UM hitters and ranks second-best in ACC
• Opened week as ACC leader in hits (73) and runs scored (57)
• Tied career-high with four hits in 4-for-5 performance at Pitt (5/2)
• Hitting .438 with 30 runs since moving to second base on April 1
• One of only three players to start all 51 games this season
• Leads team w/18 multi-hit games; 11 multi-RBI games tie for 3rd
• Hit .571 (8-for-14) with four runs in sweep of Duke (4/3-4/6)
• Picked by St. Louis (34th RD) in MLB Draft out of Indian River CC
• Played freshman season at South Carolina, hitting .250 with 6 RBI

CAREER STATISTICS

Table with 11 columns: YEAR, AVG, GP-GS, AB, R, H, 2B, 3B, HR, RBI, SB-A. Row 1: 2015 .380 51-51 192 57 73 10 2 3 42 19-19

SEASON HIGHS

At Bats: 5, 13 times (last at Pittsburgh, May 2 [Game Two])
Runs: 3, four times (last vs. Florida State, April 26)
Hits: 4, three times (last at Pittsburgh, May 2 [Game One])
RBI: 3, four times (last vs. Duke, April 5)
Walks: 3, vs. Florida State, April 24
Steals: 2, three times (last vs. Bethune-Cookman, April 1)
Hitting Streak: 12 games

40 • GARRETT KENNEDY C

- 6-1 • 210 • SR • Davie, Fla. • Archbishop McCarthy
• Serving as one of Miami's most productive hitters in last year
• Hit first career grand slam in 26-0 rout of NYIT on May 8
• Already has set career highs in every offensive category
• Hitting .367 with 2 HRs and 14 RBI over UM's 8-game win streak
• .449 on-base percentage is third-best among all regular starters
• One of just four players slugging over .500 (.515) - has 15 XBHs
• Hit two-run walk-off home run in bottom nine vs. Wright St. (2/27)
• One of team's most experienced players, one of four seniors
• Connected in homers in back-to-back games against Florida in '14
• Named to 2014 Coral Gables Regional All-Tournament Team

CAREER STATISTICS

Table with 11 columns: YEAR, AVG, GP-GS, AB, R, H, 2B, 3B, HR, RBI, SB-A. Row 1: 2015 .344 48-43 163 40 56 8 1 6 42 1-1

CAREER HIGHS

At Bats: 8, vs. Florida State, 4/24/2015
Runs: 5, vs. Rutgers, 2/15/2015
Hits: 3, four times (last vs. Virginia Tech, 4/10/2015)
RBI: 5, vs. NYIT, 5/8/2015
Walks: 3, vs. St. John's, 3/5/2013
Steals: 1, twice (last vs. Virginia, 4/19/2015)
Hitting Streak: 11 games (2015)

SEASON HIGHS

At Bats: 8, vs. Florida State, April 24
Runs: 5, vs. Rutgers, February 15
Hits: 3, four times (last vs. Virginia Tech, April 10)
RBI: 5, vs. NYIT, May 8
Walks: 2, six times (last vs. Virginia Tech, April 12)
Steals: 1, vs. Virginia, April 19
Hitting Streak: 11 games

51 • BRANDON LOPEZ SS

- 6-1 • 190 • JR • Miramar, FL • American Heritage
• Has started 21 of last 22 games at SS, including 19 straight
• Hit .364 (4-for-11) vs. Pitt with game-tying 1B in 8th inning of G1
• One of 7 regulars hitting over .300 - bat has impressed in 2015
• Hit .429 (6-for-14) & had three multi-hit games against Florida St.
• One of the top defensive infielders in the conference
• Drafted in 34th round of 2012 MLB Draft by Toronto Blue Jays

CAREER STATISTICS

Table with 11 columns: YEAR, AVG, GP-GS, AB, R, H, 2B, 3B, HR, RBI, SB-A. Row 1: 2015 .324 33-31 102 18 33 6 2 0 16 0-0

LOPEZ CAREER HIGHS

At Bats: 7, vs. North Carolina, 5/16/2014
Runs: 2, eight times (last at Pittsburgh, 5/3/2015)
Hits: 3, five times (last at Louisville, 3/7/2015)
RBI: 4, twice (last vs. Boston College, 3/7/2014)
Walks: 3, twice (last at Clemson, 4/27/2014)
Steals: 2, vs. Clemson, 4/27/2014
Hitting Streak: 7 games (2013)

LOPEZ SEASON HIGHS

At Bats: 5, twice (last vs. Florida State, April 26)
Runs: 2, three times (last at Pittsburgh, May 3)
Hits: 3, at Louisville, March 7
RBI: 3, at Louisville, March 7
Walks: 2, three times (last vs. Florida State, April 24)
Steals: N/A
Hitting Streak: 5 games

42 • EDGAR MICHELANGELI INF

- 6-1 • 210 • R-SO • Miami, FL • Florida Christian
• Went hitless in two at bats in start at DH vs. Bethune (4/1)
• Went 1-for-4 in start at DH vs. Army (3/17)
• Two-run 2B in 8th inning helped clinch win vs. Rutgers (2/14)
• Made 18 appearances in first full season in '14, including 10 GS
• Sat out 2013 season due to NCAA transfer rules (Miami-Dade JC)

CAREER STATISTICS

Table with 11 columns: YEAR, AVG, GP-GS, AB, R, H, 2B, 3B, HR, RBI, SB-A. Row 1: 2015 .220 31-10 59 9 13 4 0 0 5 1-1

CAREER HIGHS

At Bats: 5, at FGCU, 3/10/2015
Runs: 2, twice (last vs. NYIT, 5/10/2015)
Hits: 2, vs. FAU, 2/17/2015
RBI: 2, twice (last vs. Rutgers, 2/14/2015)
Walks: 2, vs. Wright State (2/27/2015)
Hitting Streak: 4 games (2015)

SEASON HIGHS

At Bats: 5, at FGCU, March 10
Runs: 2, twice (last vs. NYIT, May 10)
Hits: 2, at FAU, February 17
RBI: 2, vs. Rutgers, February 14
Walks: 2, vs. Wright State, February 27
Hitting Streak: 4 games (twice)

4 • JOHNNY RUIZ 2B

- 5-11 • 195 • SO • Coral Gables, FL • Westminster Chris.
• Has become Miami's top bat off the bench in second half of 2015
• Catalyst for Miami's rally vs. FAU - pinch-hit leadoff single (4/8)
• Started at second vs. Duke (4/5) & reached in all four appearances
• Team's top hitter at UNC: 4-for-9 (.444) with GWH in Game 1
• Delivered GWH on Opening Day, two-RBI single in 8th inning
• Took over 3B midway thru '14 after Thompson suffered blood clot
• Named 2013 4A-2A Player of the Year by Miami Herald
• Hit .564 with five home runs and 40 RBI during senior season

CAREER STATISTICS

Table with 11 columns: YEAR, AVG, GP-GS, AB, R, H, 2B, 3B, HR, RBI, SB-A. Row 1: 2015 .293 41-21 99 14 29 2 1 0 17 0-0

CAREER HIGHS

At Bats: 5, vs. Rutgers, 2/15/2015
Runs: 2, five times (last vs. Duke, 5/10/2014)
Hits: 3, three times (last vs. NYIT, 5/10/2015)
RBI: 3, vs. Rutgers, 2/13/2015
Walks: 2, eight times (last vs. Duke, 4/5/2015)
Steals: 1, twice (last at Virginia Tech, 4/6/2014)
Hitting Streak: 6 games (2014)

SEASON HIGHS

At Bats: 5, vs. Rutgers, February 15
Runs: 1, 10 times (last vs. Virginia Tech, April 12)
Hits: 3, vs. NYIT, May 10
RBI: 3, vs. Rutgers, February 13
Walks: 2, vs. Duke, April 5
Hitting Streak: 3 games (three times)

28 • MALIK ROSIER OF

- 6-3 • 213 • FR • Mobile, AL • Faith Academy
• Had first career hit - two-RBI 1B & solo HR - 2/15/15 vs. Rutgers
• Four-year letterman at Faith Academy, speedy & can hit for power
• Played catcher first three seasons before switching to outfield
• Also playing quarterback for football team at Miami

CAREER STATISTICS

Table with 11 columns: YEAR, AVG, GP-GS, AB, R, H, 2B, 3B, HR, RBI, SB-A. Row 1: 2015 .333 12-0 15 3 5 0 0 1 3 0-0

SEASON HIGHS

At Bats: 3, vs. Rutgers, February 15
Runs: 1, vs. Rutgers, February 15
Hits: 2, vs. Rutgers, February 15
RBI: 3, vs. Rutgers, February 15

8 • DAVID THOMPSON INF

- 6-2 • 220 • JR • Miami, FL • Westminster Christian
• Ranks second nationwide and leads team with 66 RBI
• Leads team and tied for ACC lead with 14 home runs
• Hit .308 (4-for-13) vs. Pitt, including go-ahead 1B in 9th in Game 1
• Has started all 51 games of season - 41 at 3B, 1 at DH, 9 at 1B
• Preseason All-America second-team selection by Baseball America
• 2-time ACC POTW this season in back-to-back weeks (3/16, 3/23)
• Developed blood clot in arm midway through '14, missed 32 games
• Earned Freshman All-America honors from Perfect Game in 2013
• Was the first three-time Miami Herald Athlete of the Year winner
• State home run leader for single season (19) and career (55), breaking records set by Alex Rodriguez at same school/ballpark

CAREER STATISTICS

Table with 11 columns: YEAR, AVG, GP-GS, AB, R, H, 2B, 3B, HR, RBI, SB-A. Row 1: 2015 .335 51-51 194 44 65 15 2 14 66 1-3

CAREER HIGHS

At Bats: 6, twice (last at FGCU, 3/10/2015)
Runs: 3, five times (last vs. NYIT, 5/10/2015)
Hits: 4, at FGCU, 3/10/2015
RBI: 7, at Wake Forest, 3/20/2015
Walks: 3, vs. NYIT, 5/8/2015
Steals: 1, four times (last vs. Rutgers, 2/14/2015)
Hitting Streak: 20 games (2015)

SEASON HIGHS

At Bats: 6, twice (last at FGCU, March 10)
Runs: 3, four times (last vs. NYIT, May 10)
Hits: 4, at FGCU, March 10
RBI: 7, at Wake Forest, March 20
Walks: 3, vs. NYIT, May 8
Steals: 1, vs. Rutgers, February 14
Hitting Streak: 20 games

10 • JUSTIN SMITH OF

- 6-2 • 205 • FR • St. John's, FL • Bartram Trail
• Had first career RBI on 1B vs. NYIT last time out on May 10
• Had one walk, one run scored in start at LF vs. Duke (4/5)
• Made first start of career Saturday vs. NC State (3/14)
• Had first career hit in first career at bat vs. Rutgers (2/14)
• Saw action in three games vs. Rutgers, scored two runs
• Ranked No. 43 high school prospect by Baseball America
• Named Perfect Game First Team All-American from 2011-14

CAREER STATISTICS

Table with 11 columns: YEAR, AVG, GP-GS, AB, R, H, 2B, 3B, HR, RBI, SB-A. Row 1: 2015 .229 21-3 35 5 8 1 0 0 1 0-0

SEASON HIGHS

At Bats: 4, vs. Army, March 17
Runs: 1, five times (last vs. Pittsburgh, May 2 [Game Two])
Hits: 1, eight times (last vs. NYIT, May 10)
RBI: 1, vs. NYIT, May 10
Walks: 1, three times (last vs. Duke, April 5)



2015 Miami Hurricanes Baseball
Overall Statistics for Miami (FL) (as of May 11, 2015)
(All games Sorted by Batting avg)



Record: 38-13 Home: 27-4 Away: 11-9 ACC: 19-8

Player	avg	gp-gs	ab	r	h	2b	3b	hr	rbi	tb	slg%	bb	hp	so	gdp	ob%	sf	sh	sb-att	po	a	e	fld%	
George Iskenderian	.380	51-51	192	57	73	10	2	3	42	96	.500	32	6	33	2	.476	3	1	19-19	74	126	16	.926	
Garrett Kennedy	.344	48-43	163	40	56	8	1	6	42	84	.515	26	7	19	2	.449	2	2	1-1	178	19	1	.995	
David Thompson	.335	51-51	194	44	65	15	2	14	66	126	.649	34	5	23	8	.439	4	3	1-3	112	84	9	.956	
Brandon Lopez	.324	33-31	102	18	33	6	2	0	16	43	.422	24	3	16	0	.462	1	5	0-0	40	90	8	.942	
Jacob Heyward	.309	40-6	55	20	17	2	0	2	7	25	.455	11	2	14	0	.441	0	0	0-1	19	0	1	.950	
Willie Abreu	.308	50-50	169	35	52	8	0	3	35	69	.408	21	8	32	4	.407	1	5	4-4	86	6	0	1.000	
Zack Collins	.304	50-50	184	47	56	9	4	12	50	109	.592	41	7	44	4	.446	1	0	7-8	203	25	2	.991	
Christopher Barr	.297	45-42	145	30	43	6	3	0	17	55	.379	21	5	32	3	.401	1	11	9-9	368	21	3	.992	
Johnny Ruiz	.293	41-21	99	14	29	2	1	0	17	33	.333	7	0	20	1	.333	2	3	0-0	48	77	3	.977	
Ricky Eusebio	.286	51-51	182	52	52	11	2	2	25	73	.401	36	14	31	2	.438	1	6	16-20	113	1	0	1.000	
Carl Chester	.268	50-47	183	34	49	10	1	4	23	73	.399	17	9	43	3	.355	2	6	10-13	69	4	3	.961	
Edgar Michelangeli	.220	31-10	59	9	13	4	0	0	5	17	.288	10	0	14	2	.333	0	2	1-1	26	25	3	.944	

Peter Crocitto	.389	14-0	18	4	7	4	0	0	4	11	.611	1	0	4	0	.421	0	0	0-0	14	1	0	1.000	
Sebastian Diaz	.364	7-3	11	3	4	0	0	0	3	4	.364	1	0	6	0	.385	1	0	1-1	7	5	3	.800	
Malik Rosier	.333	12-0	15	3	5	0	0	1	3	8	.533	1	1	3	1	.412	0	0	0-0	4	0	1	.800	
Justin Smith	.229	21-3	35	5	8	1	0	0	1	9	.257	4	3	12	0	.357	0	0	0-0	7	0	0	1.000	
Totals	.311	51	1806	415	562	96	18	47	356	835	.462	287	70	346	32	.421	19	44	69-80	1389	563	61	.970	
Opponents	.238	51	1711	194	407	68	8	18	163	545	.319	159	38	385	32	.314	14	32	32-53	1335	475	85	.955	

LOB - Team (479), Opp (371). DPs turned - Team (40), Opp (41). CI - Team (0), Opp (3). IBB - Team (4), Thompson, D. 2, Collins, Z. 1, Iskenderian 1, Opp (7). Picked off - Chester, C. 4, Eusebio, R. 3, Thompson, D. 1, Michelangeli 1, Iskenderian 1, Barr, C. 1, Collins, Z. 1.

(All games Sorted by Earned run avg)

Player	era	w-l	app	gs	cg	sho	sv	ip	h	r	er	bb	so	2b	3b	hr	b/avg	wp	hp	bk	sfa	sha		
Danny Garcia	2.88	6-1	16	9	0	0/2	0	65.2	64	24	21	14	63	7	1	5	.262	4	4	0	1	3		
Thomas Woodrey	3.01	5-2	12	12	0	0/1	0	74.2	74	40	25	11	40	12	5	7	.259	0	8	2	3	8		
Andrew Suarez	3.27	6-1	10	10	0	0/2	0	55.0	57	27	20	16	51	9	0	3	.266	2	1	0	1	2		
Enrique Sosa	3.76	7-3	13	13	0	0/2	0	69.1	64	32	29	25	57	11	0	3	.244	6	7	0	3	2		

Andy Honiotes	0.00	0-0	7	0	0	0/1	0	8.1	4	0	0	6	8	0	0	0	.154	0	1	0	0	0		
Daniel Braggi	1.30	1-0	18	0	0	0/2	0	27.2	10	4	4	11	24	5	0	0	.112	1	1	0	0	1		
Michael Mediavilla	1.69	3-1	26	0	0	0/1	0	26.2	14	8	5	11	36	6	0	0	.159	3	1	0	2	4		
Sam Abrams	1.88	1-0	11	0	0	0/2	0	14.1	15	3	3	9	12	5	0	0	.294	0	3	0	2	2		
Jesse Lepore	1.93	0-0	10	0	0	0/3	0	14.0	13	5	3	7	10	1	0	0	.236	1	0	1	0	0		
Cooper Hammond	2.12	3-1	27	0	0	0/2	2	29.2	28	8	7	7	23	3	0	0	.248	1	5	0	0	3		
Bryan Garcia	2.86	4-2	23	0	0	0/1	9	28.1	19	10	9	15	25	2	0	0	.202	5	2	0	0	5		
Daniel Sayles	4.91	0-0	6	1	0	0/1	0	3.2	5	3	2	1	1	0	1	0	.333	0	0	0	0	0		
Ryan Otero	5.14	0-0	12	2	0	0/1	1	21.0	19	13	12	7	10	4	1	0	.235	2	4	0	2	0		
Derik Beauprez	6.20	2-2	14	4	0	0/2	0	24.2	21	17	17	19	25	3	0	0	.226	5	1	1	0	1		
Totals	3.05	38-13	51	51	0	7/7	12	463.0	407	194	157	159	385	68	8	18	.238	30	38	4	14	31		
Opponents	6.76	13-38	51	51	1	0/0	4	445.0	562	415	334	287	346	96	18	47	.311	66	70	2	19	43		

PB - Team (5), Collins, Z. 4, Kennedy, G. 1, Opp (17). Pickoffs - Team (15), Garcia, D. 4, Collins, Z. 4, Suarez, A. 3, Woodrey, T. 2, Kennedy, G. 1, Abrams, S. 1, Opp (12). SBA/ATT - Collins, Z. (24-32), Kennedy, G. (8-17), Hammond, C. (9-11), Sosa, E. (4-8), Suarez, A. (5-8), Beauprez, D. (6-6), Garcia, D. (0-4), Woodrey, T. (0-3), Mediavilla (1-3), Garcia, B.



**2015 Miami Hurricanes Baseball
Overall Statistics for Miami (FL) (as of May 11, 2015)
(All games Sorted by Fielding pct)**



Player	c	po	a	e	fld%	dp	sba	csb	sba%	pb	ci
Ricky Eusebio	114	113	1	0	1.000	1	0	0	---	0	0
Willie Abreu	92	86	6	0	1.000	1	0	0	---	0	0
Thomas Woodrey	17	4	13	0	1.000	0	0	3	.000	0	0
Peter Crocitto	15	14	1	0	1.000	0	0	0	---	0	0
Michael Mediavilla	7	1	6	0	1.000	0	1	2	.333	0	0
Justin Smith	7	7	0	0	1.000	0	0	0	---	0	0
Cooper Hammond	7	1	6	0	1.000	0	9	2	.818	0	0
Sam Abrams	5	1	4	0	1.000	0	2	0	1.000	0	0
Ryan Otero	5	3	2	0	1.000	0	2	0	1.000	0	0
Daniel Braggi	4	1	3	0	1.000	0	0	0	---	0	0
Daniel Sayles	2	0	2	0	1.000	1	2	0	1.000	0	0
Andy Honiotes	1	0	1	0	1.000	0	0	2	.000	0	0
Jesse Lepore	1	0	1	0	1.000	0	0	0	---	0	0
Garrett Kennedy	198	178	19	1	.995	0	8	9	.471	1	0
Christopher Barr	392	368	21	3	.992	29	0	0	---	0	0
Zack Collins	230	203	25	2	.991	1	24	8	.750	4	0
Johnny Ruiz	128	48	77	3	.977	14	0	0	---	0	0
Carl Chester	76	69	4	3	.961	0	0	0	---	0	0
David Thompson	205	112	84	9	.956	9	0	0	---	0	0
Jacob Heyward	20	19	0	1	.950	0	0	0	---	0	0
Edgar Michelangeli	54	26	25	3	.944	9	0	0	---	0	0
Brandon Lopez	138	40	90	8	.942	18	0	0	---	0	0
George Iskenderian	216	74	126	16	.926	21	0	0	---	0	0
Danny Garcia	21	1	18	2	.905	1	0	4	.000	0	0
Andrew Suarez	15	2	11	2	.867	1	5	3	.625	0	0
Enrique Sosa	7	2	4	1	.857	0	4	4	.500	0	0
Bryan Garcia	7	1	5	1	.857	1	1	1	.500	0	0
Sebastian Diaz	15	7	5	3	.800	2	0	0	---	0	0
Malik Rosier	5	4	0	1	.800	0	0	0	---	0	0
Derik Beauprez	9	4	3	2	.778	0	6	0	1.000	0	0
Totals	2013	1389	563	61	.970	40	32	21	.604	5	0
Opponents	1895	1335	475	85	.955	41	69	11	.863	17	3

Hitting minimums - 31 Games 1 AB
Pitching minimums - 1 Games 1.0 IP/Game

STARTERS SUMMARY

Player	GS	Position											Batting Order								
		p	c	1b	2b	3b	ss	lf	cf	rf	of	dh	1st	2nd	3rd	4th	5th	6th	7th	8th	9th
Ricky Eusebio	51	51	.	.	.	21	30
David Thompson	51	.	.	9	.	41	1	.	.	5	6	30	9	1	.	.
George Iskenderia	51	.	.	.	21	10	20	28	8	5	6	4	.	.
Zack Collins	50	.	26	18	29	.	1	2	.	.
Willie Abreu	50	50	6	15	22	7	.	.
Carl Chester	47	47	30	17	.
Garrett Kennedy	43	.	25	18	.	11	.	2	1	12	16	1	.
Christopher Barr	42	.	.	42	10	1	22	9
Brandon Lopez	31	31	13	12	6
Johnny Ruiz	21	.	.	.	21	7	14
Enrique Sosa	13	13
Thomas Woodrey	12	12
Edgar Michelangel	10	.	.	.	7	3	6	4	.
Andrew Suarez	10	10
Danny Garcia	9	9
Jacob Heyward	6	2	.	1	.	3	3	3
Derik Beaprez	4	4
Sebastian Diaz	3	.	.	.	2	1	2	1
Justin Smith	3	2	.	.	.	1	1	1	.	.	1
Ryan Otero	2	2
Daniel Sayles	1	1

**Starting Lineup By Position
(Team W-L record when starter)**

PITCHER:	
Enrique Sosa	13 (10-3)
Thomas Woodrey	12 (9-3)
Andrew Suarez	10 (8-2)
Danny Garcia	9 (8-1)
Derik Beaprez	4 (1-3)
Ryan Otero	2 (1-1)
Daniel Sayles	1 (1-0)
CATCHER:	
Zack Collins	26 (20-6)
Garrett Kennedy	25 (18-7)
FIRST BASE:	
Christopher Barr	42 (33-9)
David Thompson	9 (5-4)
SECOND BASE:	
Johnny Ruiz	21 (14-7)
George Iskenderian	21 (17-4)
Edgar Michelangeli	7 (5-2)
Sebastian Diaz	2 (2-0)
THIRD BASE:	
David Thompson	41 (32-9)
George Iskenderian	10 (6-4)
SHORTSTOP:	
Brandon Lopez	31 (23-8)
George Iskenderian	20 (15-5)
LEFT FIELD:	
Carl Chester	47 (34-13)
Justin Smith	2 (2-0)
Jacob Heyward	2 (2-0)
CENTER FIELD:	
Ricky Eusebio	51 (38-13)
RIGHT FIELD:	
Willie Abreu	50 (37-13)
Jacob Heyward	1 (1-0)
DESIGNATED HITTER:	
Zack Collins	24 (17-7)
Garrett Kennedy	18 (13-5)
Edgar Michelangeli	3 (3-0)
Jacob Heyward	3 (2-1)
David Thompson	1 (1-0)
Justin Smith	1 (1-0)
Sebastian Diaz	1 (1-0)

**Starting Lineup By Lineup Spot
(Team W-L record when starter)**

LEADOFF:	
Carl Chester	30 (21-9)
Ricky Eusebio	21 (17-4)
2ND SPOT:	
Ricky Eusebio	30 (21-9)
Garrett Kennedy	11 (8-3)
Christopher Barr	10 (9-1)
3RD SPOT:	
George Iskenderian	28 (21-7)
Zack Collins	18 (13-5)
David Thompson	5 (4-1)
CLEANUP:	
Zack Collins	29 (22-7)
George Iskenderian	8 (6-2)
David Thompson	6 (5-1)
Willie Abreu	6 (3-3)
Garrett Kennedy	2 (2-0)
5TH SPOT:	
David Thompson	30 (22-8)
Willie Abreu	15 (11-4)
George Iskenderian	5 (4-1)
Garrett Kennedy	1 (1-0)
6TH SPOT:	
Willie Abreu	22 (18-4)
Garrett Kennedy	12 (9-3)
David Thompson	9 (7-2)
George Iskenderian	6 (3-3)
Justin Smith	1 (1-0)
Zack Collins	1 (0-1)
7TH SPOT:	
Garrett Kennedy	16 (11-5)
Brandon Lopez	13 (8-5)
Willie Abreu	7 (5-2)
Edgar Michelangeli	6 (6-0)
George Iskenderian	4 (4-0)
Zack Collins	2 (2-0)
Justin Smith	1 (1-0)
David Thompson	1 (0-1)
Christopher Barr	1 (1-0)
8TH SPOT:	
Christopher Barr	22 (16-6)
Brandon Lopez	12 (11-1)
Johnny Ruiz	7 (5-2)
Edgar Michelangeli	4 (2-2)
Jacob Heyward	3 (2-1)
Sebastian Diaz	2 (2-0)
Garrett Kennedy	1 (0-1)
9TH SPOT:	
Carl Chester	17 (13-4)
Johnny Ruiz	14 (9-5)
Christopher Barr	9 (7-2)
Brandon Lopez	6 (4-2)
Jacob Heyward	3 (3-0)
Justin Smith	1 (1-0)
Sebastian Diaz	1 (1-0)



**2015 Miami Hurricanes Baseball
Games Summary for Miami (FL) (as of May 11, 2015)
(All games)**



Score by innings	1	2	3	4	5	6	7	8	9	EX	Total
Miami (FL)	53	61	55	49	45	47	38	30	30	7	415
Opponents	20	30	32	29	20	17	13	18	10	5	194

Record when ...

Overall	38-13	After 6 leading	29-2
Conference	19-8 trailing	4-9
Non-Conference	19-5 tied	5-2
Home games	27-4	After 7 leading	30-1
Away games	11-9 trailing	4-9
Neutral site	0-0 tied	4-3
Day games	13-8	After 8 leading	31-0
Night games	25-5 trailing	3-10
vs Left starter	15-3 tied	4-3
vs Right starter	23-10		
1-Run games	8-5	Hit 0 home runs	12-11
2-Run games	3-1	... 1 home run	15-2
5+Run games	22-5	... 2+ home runs	11-0
Extra innings	3-1		
Shutouts	7-0	Opponent 0 home runs	28-8
	 1 home run	9-3
	 2+ HRs	1-2
Scoring 0-2 runs	0-3		
..... 3-5 runs	10-7		
..... 6-9 runs	14-3	Made 0 errors	10-3
..... 10+ runs	14-0	... 1 error	19-3
		... 2+ errors	9-7
Opponent 0-2 runs	19-1		
..... 3-5 runs	16-5	Opp. made 0 errors	8-3
..... 6-9 runs	3-3 1 error	8-5
..... 10+ runs	0-4 2+ errors	22-5
Scored in 1st inning	20-2	Out-hit opponent	31-1
Opp. scored in 1st	6-6	Out-hit by opponent	7-12
Scores first	29-4	Hits are tied	0-0
Opp. scores first	9-9		

Record when team scores:

Runs	0	1	2	3	4	5	6	7	8	9	10+
W-L	0-0	0-2	0-1	2-3	6-3	2-1	1-2	3-1	2-0	8-0	14-0

Record when opponent scores:

Runs	0	1	2	3	4	5	6	7	8	9	10+
W-L	7-0	5-0	7-1	10-0	3-1	3-4	1-0	2-0	0-2	0-1	0-4

Record when leading after:

Inn.	1	2	3	4	5	6	7	8
W-L	20-1	26-2	28-1	28-0	28-1	29-2	30-1	31-0

Record when trailing after:

Inn.	1	2	3	4	5	6	7	8
W-L	4-6	6-8	5-9	5-11	6-10	4-9	4-9	3-10

Record when tied after:

Inn.	1	2	3	4	5	6	7	8
W-L	14-6	6-3	5-3	5-2	4-2	5-2	4-3	4-3

Current winning streak: 8
 Longest winning streak: 9
 Longest losing streak: 2

Home attendance : 79486 (31 dates avg = 2564)
 Away attendance : 41453 (19 dates avg = 2181)
 Total attendance: 120939 (50 dates avg = 2418)



**2015 Miami Hurricanes Baseball
Miscellaneous Stats for Miami (FL) (as of May 11, 2015)
(All games)**



Multiple Hit Games	2	3	4	5+	Total
George Iskenderian	9	6	3	-	18
Zack Collins	14	1	1	-	16
Garrett Kennedy	12	4	-	-	16
David Thompson	11	3	2	-	16
Willie Abreu	10	-	2	-	12
Christopher Barr	10	2	-	-	12
Ricky Eusebio	10	2	-	-	12
Brandon Lopez	9	1	-	-	10
Carl Chester	8	2	-	-	10
Johnny Ruiz	5	1	-	-	6
Jacob Heyward	2	1	-	-	3
Edgar Michelangeli	1	-	-	-	1
Malik Rosier	1	-	-	-	1
TEAM	102	23	8	0	133

Multiple RBI Games	2	3	4	5+	Total
David Thompson	6	2	4	3	15
Garrett Kennedy	9	3	-	1	13
George Iskenderian	7	4	-	-	11
Zack Collins	3	3	4	1	11
Willie Abreu	6	3	-	-	9
Ricky Eusebio	4	2	-	-	6
Christopher Barr	2	1	-	-	3
Brandon Lopez	1	2	-	-	3
Jacob Heyward	3	-	-	-	3
Johnny Ruiz	2	1	-	-	3
Carl Chester	2	-	-	-	2
Malik Rosier	-	1	-	-	1
Edgar Michelangeli	1	-	-	-	1
TEAM	46	22	8	5	81

Hitting Streaks	Longest	Current
David Thompson	20	1
Willie Abreu	13	-
George Iskenderian	12	-
Garrett Kennedy	11	-
Zack Collins	10	10
Ricky Eusebio	7	-
Carl Chester	7	-
Brandon Lopez	6	-
Christopher Barr	5	1
Edgar Michelangeli	4	2
Peter Crocitto	3	-
Sebastian Diaz	3	-
Jacob Heyward	3	3
Johnny Ruiz	3	1
Malik Rosier	2	1
Justin Smith	1	1

Reached Base Streaks	Longest	Current
Zack Collins	27	12
George Iskenderian	25	13
David Thompson	23	8
Ricky Eusebio	17	6
Willie Abreu	16	-
Garrett Kennedy	16	9
Carl Chester	12	10
Brandon Lopez	10	-
Christopher Barr	9	5
Jacob Heyward	7	7
Johnny Ruiz	5	3
Edgar Michelangeli	5	2
Justin Smith	4	1
Peter Crocitto	4	-
Sebastian Diaz	3	-
Malik Rosier	2	1

**2015 Miami Hurricanes Baseball
Team Game-by-Game for Miami (FL) (as of May 11, 2015)
Batting (All games)**

Date	Opponent	ab	r	h	rbi	2b	3b	hr	tb	bb	ibb	sb	cs	hbp	sac	sf	gdp	k	po	a	e	lob	avg
Feb 13	RUTGERS	30	5	7	4	1	1	0	10	4	0	0	1	2	2	0	0	12	27	19	2	9	.233
Feb 14	RUTGERS	33	9	10	7	3	0	0	13	7	0	1	0	2	0	0	1	7	27	16	1	9	.270
Feb 14	RUTGERS	35	9	15	8	4	2	0	23	9	0	4	1	0	0	1	0	5	27	8	1	12	.327
Feb 15	RUTGERS	45	25	21	24	8	1	2	37	8	0	1	0	4	1	1	1	5	27	7	2	10	.371
Feb 17	at FAU	36	3	8	2	0	0	1	11	4	0	1	0	2	0	0	0	4	24	11	2	12	.341
Feb 20	at Florida	34	3	10	1	2	0	0	12	1	0	1	0	0	0	0	1	8	26	9	0	5	.333
Feb 21	at Florida	30	7	8	7	2	1	1	15	7	1	0	1	1	2	0	3	9	27	7	1	6	.325
Feb 22	at Florida	31	1	3	0	0	0	0	3	3	0	2	0	1	0	0	0	7	24	15	1	7	.299
Feb 25	BARRY	25	5	5	5	2	0	0	7	10	0	3	1	3	2	0	1	5	27	9	3	11	.291
Feb 27	WRIGHT STATE	30	8	11	5	1	0	1	15	7	0	2	1	2	3	3	0	6	27	14	4	11	.298
Feb 28	WRIGHT STATE	36	4	13	3	1	0	0	14	5	0	1	0	0	0	0	1	7	27	6	2	13	.304
Mar 01	WRIGHT STATE	35	6	11	5	2	0	1	16	5	0	1	0	2	0	0	1	5	27	14	1	9	.305
Mar 04	FGCU	33	7	9	5	0	2	1	16	7	0	4	0	0	1	0	0	4	27	13	0	10	.303
*Mar 07	at Louisville	36	6	10	6	2	0	0	12	8	0	2	0	2	0	0	0	10	24	9	3	13	.301
*Mar 07	at Louisville	38	9	14	9	4	1	0	20	2	0	2	1	3	1	0	0	10	27	13	2	10	.306
*Mar 08	at Louisville	32	4	5	3	2	0	0	7	3	0	0	0	0	1	0	1	6	25	11	2	5	.297
Mar 10	at FGCU	46	15	17	11	3	1	2	28	4	0	2	0	3	0	0	0	12	27	7	1	11	.303
Mar 11	STETSON	37	7	13	7	0	0	1	16	3	0	1	1	1	0	0	1	6	27	5	1	10	.305
*Mar 13	NC STATE	28	3	6	3	1	0	2	13	9	0	0	0	2	3	0	1	9	30	12	2	12	.302
*Mar 14	NC STATE	32	9	10	7	1	1	0	13	6	0	3	0	2	1	2	0	12	27	10	0	10	.302
*Mar 15	NC STATE	33	6	10	4	1	0	1	14	2	0	0	0	0	1	0	1	2	27	9	0	6	.302
Mar 17	ARMY	33	9	9	8	0	0	3	18	5	0	2	0	2	0	0	1	6	27	15	0	7	.301
*Mar 20	at Wake Forest	40	15	15	13	2	0	4	29	11	0	2	0	2	2	0	0	14	27	10	1	13	.305
*Mar 21	at Wake Forest	37	12	15	9	3	0	2	24	6	0	1	0	2	1	2	3	3	27	15	1	9	.309
*Mar 22	at Wake Forest	36	4	10	2	3	1	0	15	2	0	3	0	1	1	0	0	6	24	8	1	10	.308
Mar 25	FGCU	31	1	4	1	0	0	0	4	1	0	2	0	0	0	0	0	5	27	11	3	4	.302
*Mar 27	at North Carolina	34	4	9	4	2	0	1	14	2	0	0	0	0	1	0	0	10	27	10	1	6	.300
*Mar 28	at North Carolina	31	4	5	4	0	0	1	8	5	1	0	0	0	3	2	2	7	33	13	1	4	.296
*Mar 29	at North Carolina	34	3	8	3	0	0	0	8	3	0	0	0	0	1	1	0	5	24	14	0	9	.294
Apr 01	BETHUNE-COOKMAN	37	13	13	11	4	0	0	17	7	0	5	0	2	0	0	1	4	27	10	1	9	.296
*Apr 03	DUKE	35	4	13	4	2	1	0	17	5	0	1	1	1	0	1	0	13	27	12	1	14	.298
*Apr 04	DUKE	29	3	8	3	1	0	1	12	3	0	0	0	0	1	0	1	5	27	13	2	6	.298
*Apr 05	DUKE	36	10	13	10	0	1	1	18	5	0	1	0	1	0	0	0	7	27	11	0	8	.300
Apr 08	FAU	39	4	11	2	0	0	0	11	9	0	2	0	0	0	0	0	9	30	7	1	16	.299
*Apr 10	VIRGINIA TECH	37	11	16	10	2	0	1	21	5	0	1	0	3	0	0	2	2	27	4	1	10	.303
*Apr 11	VIRGINIA TECH	37	14	11	12	3	0	1	17	6	0	2	0	2	1	0	0	9	27	10	1	8	.303
*Apr 12	VIRGINIA TECH	33	9	10	6	2	0	1	15	5	0	0	0	0	1	0	0	5	27	15	1	6	.303
Apr 15	UCF	29	4	9	4	0	0	1	12	5	0	2	0	1	2	0	1	5	27	11	0	9	.303
*Apr 17	at Virginia	34	4	9	4	2	1	0	13	3	0	0	1	0	2	0	0	4	24	9	2	8	.302
*Apr 18	at Virginia	32	2	7	2	0	0	0	7	2	0	1	0	0	2	0	0	12	24	11	2	7	.300
*Apr 19	at Virginia	34	8	9	8	2	1	0	13	7	0	1	0	1	1	0	1	6	27	7	3	8	.299
*Apr 24	FLORIDA STATE	56	7	11	4	2	0	0	13	9	1	1	1	1	4	2	0	13	51	19	0	14	.295
*Apr 25	FLORIDA STATE	38	5	13	4	4	1	0	19	1	0	0	0	1	0	0	1	6	27	16	3	8	.297
*Apr 26	FLORIDA STATE	41	12	18	12	2	0	4	32	3	1	0	0	2	0	0	1	8	27	10	1	10	.300
*May 02	at Pittsburgh	41	9	14	8	1	1	0	17	2	0	1	0	2	0	1	1	3	27	12	0	10	.301
*May 02	at Pittsburgh	38	12	13	12	4	0	1	20	7	0	1	0	1	2	0	0	5	27	15	1	9	.302
*May 03	at Pittsburgh	40	9	14	8	2	1	3	27	3	0	1	0	1	1	0	1	5	27	11	1	9	.304
May 06	BETHUNE-COOKMAN	36	14	12	10	4	0	1	19	12	0	2	0	0	0	0	0	2	27	8	1	10	.304
May 08	NYIT	46	26	24	25	3	0	4	39	14	0	3	0	2	0	1	1	6	27	10	0	13	.310
May 09	NYIT	30	13	10	13	4	0	2	20	16	0	3	1	2	0	0	1	4	27	9	0	11	.310
May 10	NYIT	37	19	13	14	2	0	2	21	9	0	0	0	8	0	2	1	6	27	13	0	13	.311
Totals		1806	415	562	356	96	18	47	835	287	4	69	11	70	44	19	32	346	1389	563	61	479	.311

2015 Miami Hurricanes Baseball
 Team Game-by-Game for Miami (FL) (as of May 11, 2015)
 Pitching (All games)

Date	Opponent	ip	h	r	er	bb	so	2b	3b	hr	wp	bk	hbp	dp	ibb	score	w-l	sv	era
Feb 13	RUTGERS	9.0	10	2	2	2	7	1	0	1	1	0	1	2	0	5-2	1-0	1	2.00
Feb 14	RUTGERS	9.0	8	5	4	3	3	4	0	1	0	0	0	1	0	9-5	2-0	2	3.00
Feb 14	RUTGERS	9.0	3	3	1	5	11	1	0	0	1	0	1	0	0	9-3	3-0	3	2.33
Feb 15	RUTGERS	9.0	7	4	4	2	8	1	0	0	1	0	1	0	0	25-4	4-0	3	2.75
Feb 17	at FAU	8.0	11	5	5	3	3	0	0	0	2	1	1	1	0	3-5	4-1	3	3.27
Feb 20	at Florida	8.2	7	4	4	3	6	2	0	0	0	1	2	0	1	3-4	4-2	3	3.42
Feb 21	at Florida	9.0	6	2	1	3	3	0	0	1	0	0	0	1	0	7-2	5-2	3	3.06
Feb 22	at Florida	8.0	7	2	2	3	4	1	0	1	0	0	0	2	0	1-2	5-3	3	2.97
Feb 25	BARRY	9.0	7	3	1	2	11	0	1	0	0	0	0	0	0	5-3	6-3	4	2.75
Feb 27	WRIGHT STATE	9.0	9	7	1	2	7	1	1	1	0	0	3	2	0	8-7	7-3	4	2.57
Feb 28	WRIGHT STATE	9.0	6	3	2	3	10	2	0	0	0	0	1	0	0	4-3	8-3	4	2.51
Mar 01	WRIGHT STATE	9.0	16	12	12	6	9	2	1	0	1	0	0	2	0	6-12	8-4	4	3.32
Mar 04	FGCU	9.0	13	3	3	2	7	1	0	0	1	0	0	1	0	7-3	9-4	5	3.30
*Mar 07	at Louisville	8.0	12	9	5	2	6	3	1	0	0	1	0	0	1	6-9	9-5	5	3.45
*Mar 07	at Louisville	9.0	8	5	4	5	5	3	0	1	2	0	1	1	0	9-5	10-5	6	3.49
*Mar 08	at Louisville	8.1	7	5	4	8	5	1	0	0	1	0	0	1	1	4-5	10-6	6	3.54
Mar 10	at FGCU	9.0	5	4	3	6	10	1	0	0	1	0	2	1	0	15-4	11-6	6	3.50
Mar 11	STETSON	9.0	4	0	0	0	14	1	0	0	0	0	1	1	0	7-0	12-6	6	3.30
*Mar 13	NC STATE	10.0	8	2	1	5	8	2	0	0	0	0	2	0	2	3-2	13-6	6	3.16
*Mar 14	NC STATE	9.0	8	2	2	1	8	2	0	0	0	0	1	0	0	9-2	14-6	6	3.10
*Mar 15	NC STATE	9.0	3	0	0	0	8	1	0	0	0	0	0	0	0	6-0	15-6	6	2.95
Mar 17	ARMY	9.0	6	1	1	1	6	0	0	0	0	0	1	0	0	9-1	16-6	6	2.86
*Mar 20	at Wake Forest	9.0	7	2	1	4	8	1	0	0	0	0	2	1	0	15-2	17-6	6	2.78
*Mar 21	at Wake Forest	9.0	14	7	6	2	3	4	0	1	1	0	1	1	0	12-7	18-6	6	2.92
*Mar 22	at Wake Forest	8.0	13	10	10	7	7	4	0	1	4	0	2	0	0	4-10	18-7	6	3.22
Mar 25	FGCU	9.0	14	8	6	3	9	2	0	2	1	0	0	1	0	1-8	18-8	6	3.33
*Mar 27	at North Carolina	9.0	5	3	0	2	4	0	1	1	0	0	1	0	0	4-3	19-8	7	3.20
*Mar 28	at North Carolina	11.0	11	3	3	9	9	1	0	0	1	0	0	1	1	4-3	20-8	8	3.17
*Mar 29	at North Carolina	8.0	12	10	10	6	2	3	0	0	1	0	1	1	0	3-10	20-9	8	3.42
Apr 01	BETHUNE-COOKMAN	9.0	10	3	3	4	11	2	0	2	0	0	0	0	0	13-3	21-9	8	3.40
*Apr 03	DUKE	9.0	4	3	2	2	6	0	1	0	2	0	2	0	0	4-3	22-9	9	3.36
*Apr 04	DUKE	9.0	9	2	0	2	12	0	0	0	1	0	0	1	0	3-2	23-9	10	3.25
*Apr 05	DUKE	9.0	3	0	0	1	3	0	0	0	0	0	0	1	0	10-0	24-9	10	3.15
Apr 08	FAU	10.0	7	3	3	2	11	2	0	0	1	0	0	1	0	4-3	25-9	10	3.14
*Apr 10	VIRGINIA TECH	9.0	6	1	1	2	13	0	1	0	0	0	2	0	0	11-1	26-9	10	3.08
*Apr 11	VIRGINIA TECH	9.0	8	4	3	1	10	1	0	0	0	0	0	2	0	14-4	27-9	10	3.07
*Apr 12	VIRGINIA TECH	9.0	3	1	1	0	7	1	0	0	0	0	0	0	0	9-1	28-9	10	3.02
Apr 15	UCF	9.0	4	2	2	3	7	0	0	1	1	0	2	1	0	4-2	29-9	11	2.99
*Apr 17	at Virginia	8.0	11	5	5	1	4	3	0	0	0	0	0	0	0	4-5	29-10	11	3.05
*Apr 18	at Virginia	8.0	10	5	4	7	6	1	0	0	1	0	1	1	0	2-5	29-11	11	3.08
*Apr 19	at Virginia	9.0	10	6	4	5	7	1	0	0	1	0	0	1	0	8-6	30-11	12	3.11
*Apr 24	FLORIDA STATE	17.0	16	8	8	9	13	5	0	2	1	1	2	2	1	7-8	30-12	12	3.16
*Apr 25	FLORIDA STATE	9.0	17	15	13	6	7	3	0	1	1	0	0	1	0	5-15	30-13	12	3.38
*Apr 26	FLORIDA STATE	9.0	7	0	0	1	9	0	0	0	0	0	2	2	0	12-0	31-13	12	3.31
*May 02	at Pittsburgh	9.0	7	5	5	0	7	0	1	1	0	0	1	0	0	9-5	32-13	12	3.34
*May 02	at Pittsburgh	9.0	5	0	0	2	4	0	0	0	0	0	0	0	0	12-0	33-13	12	3.27
*May 03	at Pittsburgh	9.0	7	3	3	6	8	2	0	0	2	0	1	2	0	9-3	34-13	12	3.27
May 06	BETHUNE-COOKMAN	9.0	3	0	0	2	13	1	0	0	0	0	0	0	0	14-0	35-13	12	3.20
May 08	NYIT	9.0	6	0	0	0	9	0	0	0	0	0	0	3	0	26-0	36-13	12	3.13
May 09	NYIT	9.0	3	1	1	1	10	1	0	0	0	0	0	0	0	13-1	37-13	12	3.09
May 10	NYIT	9.0	4	1	1	2	7	0	0	0	0	0	0	1	0	19-1	38-13	12	3.05
Totals		463.0	407	194	157	159	385	68	8	18	30	4	38	40	7	415-194	38-13	12	3.05



**2015 Miami Hurricanes Baseball
#8 Miami (FL) at FAU**

Feb 17, 2015 at Boca Raton, Fla. (FAU Baseball Stadium)



Miami (FL) 3 (4-1)

FAU 5 (4-0)

Player	ab	r	h	rbi	bb	so	po	a	lob
Carl Chester lf	5	2	2	1	0	0	1	0	0
Ricky Eusebio cf	3	0	0	0	1	0	3	0	2
Zack Collins c	4	1	0	0	0	1	5	1	1
Willie Abreu rf	5	0	1	1	0	1	1	0	1
David Thompson 3b	4	0	0	0	1	1	1	5	0
George Iskenderian ss	4	0	1	0	1	0	0	2	3
Garrett Kennedy dh	4	0	1	0	0	0	0	0	0
Edgar Michelangeli 2b	3	0	2	0	1	0	4	2	0
Christopher Barr 1b	4	0	1	0	0	1	8	1	3
Derik Beauprez p	0	0	0	0	0	0	1	0	0
Danny Garcia p	0	0	0	0	0	0	0	0	0
Ryan Otero p	0	0	0	0	0	0	0	0	0
Cooper Hammond p	0	0	0	0	0	0	0	0	0
Michael Mediavilla p	0	0	0	0	0	0	0	0	0
Bryan Garcia p	0	0	0	0	0	0	0	0	0
Totals	36	3	8	2	4	4	24	11	12

Player	ab	r	h	rbi	bb	so	po	a	lob
Stephen Kerr 2b	5	1	2	0	0	0	3	3	0
Brett Lashley 1b	5	1	2	0	0	0	8	2	0
Brendon Sanger rf	3	1	1	1	1	1	2	0	3
Ricky Santiago 3b	5	0	2	1	0	0	1	1	3
Roman Collins cf	4	0	1	0	0	0	3	0	0
Kevin Abraham c	2	0	0	0	1	1	3	1	0
Esteban Puerta dh	3	1	1	0	1	0	0	0	1
CJ Chatham ss	4	1	2	0	0	0	2	3	3
Christian Dicks lf	2	0	0	0	0	1	3	0	0
Danny Murray lf	0	0	0	0	0	0	0	0	0
Brandon Rhodes p	0	0	0	0	0	0	0	0	0
Reily Monkman p	0	0	0	0	0	0	1	0	0
Devon Carr p	0	0	0	0	0	0	1	0	0
Bo Logan p	0	0	0	0	0	0	0	0	0
Totals	33	5	11	2	3	3	27	10	11

Score by Innings	1	2	3	4	5	6	7	8	9	R	H	E
Miami (FL)	0	0	0	0	0	0	2	1	0	3	8	2
FAU	2	1	0	0	0	0	0	2	X	5	11	3

E - Iskenderian; Barr, C.; Chatham; Dicks 2. DP - UM 1. LOB - UM 12; FAU 11. HR - Chester, C.. HBP - Eusebio, R.; Collins, Z.; Abraham. SH - Dicks 2. SF - Sanger. SB - Collins, Z.; Kerr; Lashley; Sanger; Santiago.

Miami (FL)	ip	h	r	er	bb	so	ab	bf	np	FAU	ip	h	r	er	bb	so	ab	bf	np
Derik Beauprez	2.0	6	3	3	1	1	10	12	44	Brandon Rhodes	6.0	5	0	0	3	4	23	27	97
Danny Garcia	2.2	2	0	0	2	1	10	13	43	Reily Monkman	0.1	1	1	0	0	0	2	2	8
Ryan Otero	1.1	0	0	0	0	0	5	5	18	Devon Carr	0.2	1	1	0	1	0	4	5	19
Cooper Hammond	1.1	3	2	2	0	1	7	8	28	Bo Logan	2.0	1	1	1	0	0	7	8	22
Michael Mediavilla	0.1	0	0	0	0	0	0	1	6										
Bryan Garcia	0.1	0	0	0	0	0	1	1	8										

Win - Logan (1-0). Loss - Hammond, C. (1-1). Save - None.
 WP - Otero, R.; Mediavilla. HBP - by Garcia, D. (Abraham); by Rhodes (Collins, Z.); by Logan (Eusebio, R.). BK - Beauprez, D.. PB - Collins, Z. 2. Pitches/strikes: Beauprez, D. 44/26; Garcia, D. 43/27; Otero, R. 18/12; Hammond, C. 28/18; Mediavilla 6/3; Garcia, B. 8/5; Rhodes 97/53; Monkman 8/5; Carr 19/9; Logan 22/15.

Umpires -
 Start: 6:30 PM Time: 3:16 Attendance: 1097

**2015 Miami Hurricanes Baseball**
#21 FAU at #11 Miami (FL)

Apr 08, 2015 at Coral Gables, Fla. (Mark Light Field)

**FAU 3 (26-7)**

Player	ab	r	h	rbi	bb	so	po	a	lob
Stephen Kerr dh	4	1	1	0	1	2	0	0	0
Brett Lashley 2b	5	1	1	1	0	2	1	3	2
Brendon Sanger rf	4	0	1	2	0	0	2	0	0
Ricky Santiago 3b	4	0	1	0	0	2	1	0	1
Roman Collins cf	4	0	0	0	0	0	3	0	0
Esteban Puerta 1b	4	0	1	0	0	1	7	0	1
Christian Dicks lf	3	0	0	0	1	2	2	0	1
CJ Chatham ss	4	1	2	0	0	0	2	2	0
Kevin Abraham c	2	0	0	0	0	0	5	0	0
Ryan Miller ph/c	2	0	0	0	0	2	5	0	0
Sean Labsan p	0	0	0	0	0	0	0	2	0
John Sebelles p	0	0	0	0	0	0	0	0	0
Bo Logan p	0	0	0	0	0	0	0	0	0
Reily Monkman p	0	0	0	0	0	0	0	0	0
Devon Carr p	0	0	0	0	0	0	0	1	0
Seth McGarry p	0	0	0	0	0	0	0	0	0
Totals	36	3	7	3	2	11	28	8	5

Miami (FL) 4 (25-9)

Player	ab	r	h	rbi	bb	so	po	a	lob
Ricky Eusebio cf	4	2	1	0	2	0	1	0	0
Garrett Kennedy dh	6	1	2	0	0	0	0	0	3
George Iskenderian 2b/ss	4	0	3	1	2	1	3	1	0
Zack Collins c	4	0	1	1	1	1	10	2	1
David Thompson 3b	3	0	1	0	2	1	0	1	2
Willie Abreu rf	4	0	0	0	0	2	3	0	6
Edgar Michelangeli ph	1	0	0	0	0	1	0	0	0
Jacob Heyward rf	0	0	0	0	0	0	0	0	0
Brandon Lopez ss	2	0	0	0	0	1	1	0	0
Johnny Ruiz ph/2b	3	1	1	0	0	0	1	1	0
Christopher Barr 1b	4	0	1	0	1	1	7	0	0
Carl Chester lf	4	0	1	0	1	1	4	0	2
Danny Garcia p	0	0	0	0	0	0	0	2	0
Daniel Briggie p	0	0	0	0	0	0	0	0	0
Cooper Hammond p	0	0	0	0	0	0	0	0	0
Michael Mediavilla p	0	0	0	0	0	0	0	0	0
Bryan Garcia p	0	0	0	0	0	0	0	0	0
Totals	39	4	11	2	9	9	30	7	16

Score by Innings	1	2	3	4	5	6	7	8	9	10	R	H	E
FAU	0	0	0	0	3	0	0	0	0	0	3	7	2
Miami (FL)	0	0	0	0	0	3	0	0	0	1	4	11	1

Note: 1 out, 2 runners LOB when the game ended.

E - Lashley(4); Sanger(2); Garcia, D.(2). DP - Miami 1. LOB - FAU 5; Miami 16. 2B - Sanger(12); Chatham(9). SB - Barr, C.(6); Chester, C.(9).

FAU	ip	h	r	er	bb	so	ab	bf	np	Miami (FL)	ip	h	r	er	bb	so	ab	bf	np
Sean Labsan	5.0	5	0	0	4	4	20	24	102	Danny Garcia	5.1	6	3	3	2	4	21	23	91
John Sebelles	0.2	2	2	2	0	0	4	4	12	Daniel Briggie	0.2	0	0	0	0	1	2	2	9
Bo Logan	0.0	2	1	1	1	0	2	3	12	Cooper Hammond	1.0	1	0	0	0	2	4	4	17
Reily Monkman	1.0	0	0	0	3	1	3	6	35	Michael Mediavilla	2.0	0	0	0	0	1	6	6	31
Devon Carr	2.2	1	1	1	1	4	9	10	39	Bryan Garcia	1.0	0	0	0	0	3	3	3	17
Seth McGarry	0.0	1	0	0	0	0	1	1	1										

Win - Garcia, B. (4-1). Loss - Carr (0-2). Save - None.

WP - Labsan 2(5); Monkman(2); Garcia, D.(2). Pitches/strikes: Labsan 102/52; Sebelles 12/9; Logan 12/6; Monkman 35/17; Carr 39/25; McGarry 1/1; Garcia, D. 91/52; Briggie, D. 9/6; Hammond, C. 17/13; Mediavilla 31/20; Garcia, B. 17/11.

Umpires - HP: Olindo Mattia 1B: AJ Lostaglio 3B: Joseph Judkowitz

Start: 6:03 p.m Time: 3:54 Attendance: 2055

Weather: 78 deg. Mostly cloudy E15mph

Logan faced 3 batters in the 6th.