U miami™

2002-2003 Men's Basketball

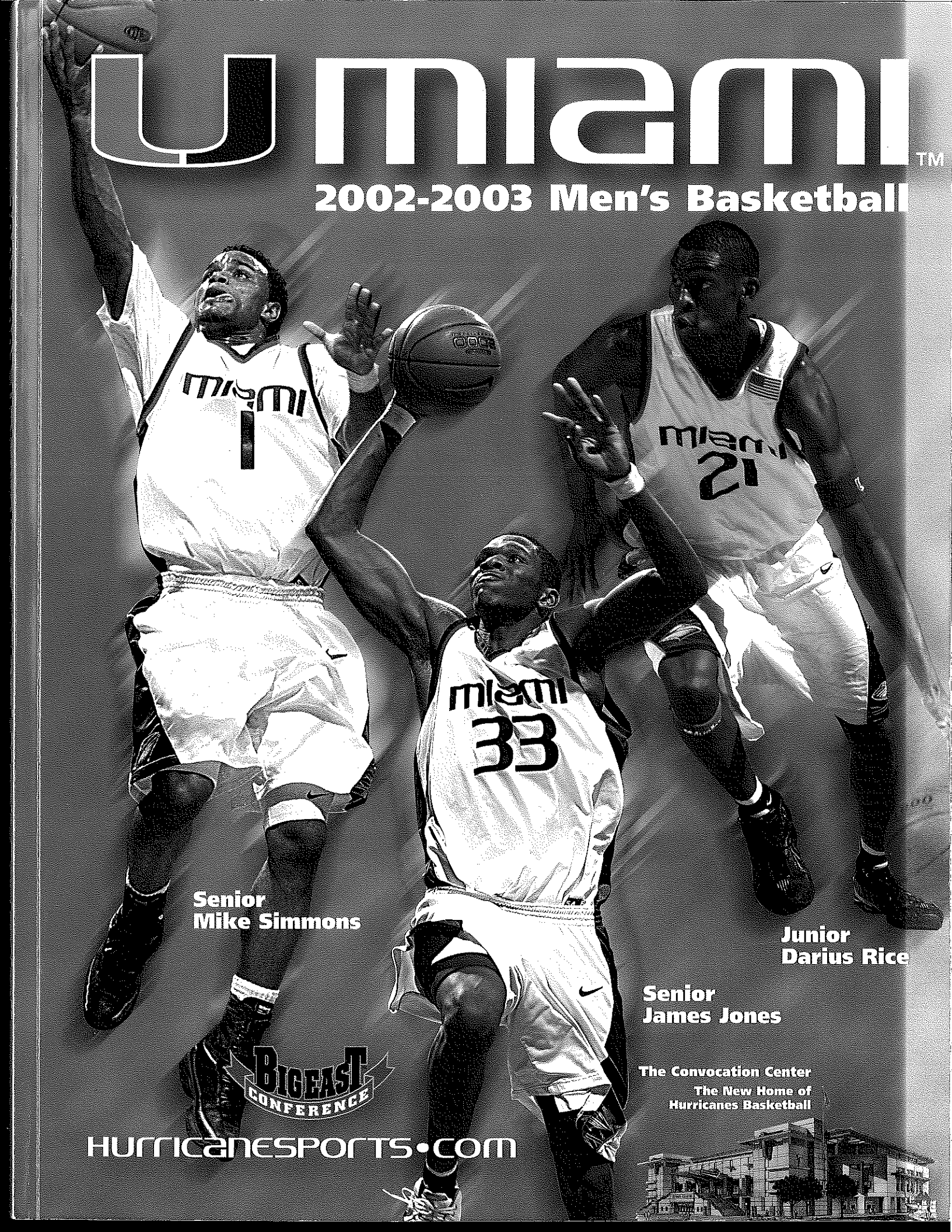

Senior
Mike Simmons

Junior
Darius Rice

Senior
James Jones

BIG EAST CONFERENCE

HURRICANESPORTS•COM

The Convocation Center
The New Home of
Hurricanes Basketball

This season the University of Miami will begin play in the $48 million Convocation Center, the new on campus home of Hurricanes Basketball.



Miami is one of only three BIG EAST schools to post an overall winning record in each of the last eight seasons. Connecticut and Syracuse are the other two.

Since the start of the 1998-99 season Miami ranks second in the BIG EAST with a 46-20 (.692) conference record.

Since the 1998-99 season Miami has recorded a BIG EAST best 21-11 (.667) record in conference road games.

Last season Miami set a school-record with 24 wins. Miami has recorded 20 or more wins in three of the last four seasons.



Over the last eight seasons, the Hurricanes have had 14 All-Conference Selections, a BIG EAST Player of the Year Award recipient, a BIG EAST Most Improved Player honoree, a BIG EAST Sportsmanship Award winner and 13 BIG EAST Academic All-Stars.

Miami ended last season ranked No. 21 in the final Associated Press poll. Miami has ended the season nationally ranked by the Associated Press in three of the last four seasons.

The Hurricanes are the only team in the state of Florida to register a winning record in each of the last eight seasons. The Hurricanes' 150-89 (.628) winning percentage over the last eight seasons ranks No. 1 among the state's 11 Division I programs.

UM went 3-1 versus ranked teams last season and has recorded 18 wins versus ranked opponents over the last six seasons.

Miami will have a minimum of 19 televised games this season including six national broadcasts.

Miami has reached the post season in each of the last six seasons including NCAA tournament appearances in 1998, 1999, 2000 and 2002.



According to the 2002 NCAA Graduation Rates Report, the University of Miami ranked third among the 115 Division I-A institutions with an 82 percent graduation rate for student-athletes who entered school from 1992-93 to 1995-96. The national average for men's basketball players over that four-year period was 34 percent. Miami's 1993-94 to 1995-96 classes registered a perfect 100 percent graduation rate.



The Hurricanes have ranked among the nation's leaders in field goal percentage defense in five of the last six seasons including a No. 1 national ranking in 1997-98.

Division I-A Men's Basketball Graduation Rates (1992-93 to 1995-96):

1.	Stanford	100%
2.	Southern Methodist	90%
3.	MIAMI	82%
4.	Notre Dame	75%
5.	Duke	73%
6.	Rice	70%
	Kansas	70%
8.	New Mexico State	67%
	North Carolina	67%
10.	Tulane	64%
	Vanderbilt	64%

Table of Contents

Hurricane Quick Facts
Location . . . Coral Gables, FL
Founded . . . 1926
Enrollment . . . 13,963
Nickname . . . Hurricanes
Colors . . . Orange, Green and White
Conference . . . BIG EAST
Home Arena . . . Miami Arena/Convocation Center
Arena Capacity . . . 15,388/7,000
President . . . Dr. Donna E. Shalala
Athletic Director . . . Paul Dee
Lettermen Return/Lost . . . 9/5
Starters Returning/Lost . . . 2/3

Head Coach
Perry Clark . . . (Gettysburg, 1974)
Record at Miami: 140-21 (3rd yr.)
Overall Record: 225-166 (14th yr.)

Assistant Coaches
Greg Gary . . . (Tulane, 1992)
Anthony Anderson . . . (McNeese State, 1995)
Brock Kantrow . . . (LSU-Shreveport, 1992)

Sports Information
5821 San Amaro Drive, Coral Gables, FL 33146
Office: . . . (305) 284-3244
FAX: . . . (305) 284-2807

Sports Information Staff
Mark Pray . . . Assistant AD/Communications
(305) 324-0199 - Home
Sam Henderson . . . Assistant SID - Men's Basketball
(305) 412-8364 - Home
shenderson@miami.edu
Kiersten Coleman . Assistant SID - Women's Basketball
(305) 666-4970 - Home
Joe Hornstein . . . Assistant SID - Baseball
(305) 598-2583 - Home
Doug Walker. . . Sports Information Director - Football
(305) 598-8527 - Home
Etta Schaller . . . Publications Coordinator
Carol Recicar . . . Administrative Assistant

Front Cover
#1 Mike Simmons
#21 Darius Rice
#33 James Jones

Back Cover
#12 Rafael Berumen
#13 Paulo Coelho

The 2002-03 University of Miami Basketball Media Guide was published by the University of Miami Sports Information Office.

Copyright © 2002.

Editor: Sam Henderson • Design: Etta Schaller
Contributors: Kiersten Coleman, Greater Miami Chamber of Commerce, Connie Mack, Karen Rambisz, Carol Recicar, Doug Walker, Rob Wilson, Alexandra Zayas, Opponent SIDs, UM Alumni Relations.
Cover Photos: J.C. Ridley, Tomasso DeRosa
Photography: J. C. Ridley, Tomasso DeRosa, Bob Rosato, Gary Rothstein, Al Messerschmidt, Richard & Micki Lewis, Bob Rosato, Nat Butler, Tom DiPace, Rhona Wise, Raul Zarranz, Thomas Maguire, William Lai, Mitchell Layton, Norm Fisher, Miami Heat, Miami Dolphins, Florida Marlins, Florida Panthers, Milwaukee Bucks, Golden State Warriors, University Relations, Metro-Dade County Department of Tourism, Opponent SIDs.
Printing: dynacolor graphics, inc.

Convocation Center . . . 2-3
Roster . . . 4
Schedule . . . 5
Season Outlook . . . 6-7
Preseason Notes . . . 8-9

Staff
President Shalala . . . 12
Paul Dee . . . 13
Coach Clark . . . 14-16
Coach Gary . . . 17
Coach Anderson . . . 18
Coach Kantrow . . . 19
Director of Basketball Operations/Video Coordinator/ Basketball Support Staff . . . 20

Player
Rafael Berumen . . . 22-23
Paulo Coelho . . . 24-25
Rodrigue Djahue . . . 26-27
William Frisby . . . 28-29
James Jones . . . 30-31
Danny Marakovits . . . 32-33
Brandon Okpalobi . . . 34-35
Darius Rice . . . 36-37
Mike Simmons . . . 38-39
Newcomer . . . 40-42

University
This is the University of Miami . . . 44-45
Roberts/Nero/McCoy . . . 46
Bell/Nickel/Key . . . 47
Medical . . . 48
Strength Training . . . 49
Academics . . . 50-51
Success – Athletic and Academic . . . 52
Distinguished Alumni . . . 53
Compliance . . . 54-55
Hurricanes in the Community . . . 56
Life Skills . . . 57
Athletic Department Staff . . . 58
Miami: Where the heat is on . . . 59
Traditions . . . 60
Facilities . . . 61

BIG EAST
The BIG EAST Conference . . . 64-65
2002-03 BIG EAST Composite Schedule . . . 66-67
2003 BIG EAST Championship Format Bracket . . . 68
BIG EAST Tournament-2001-02 Final Standings, Tournament Results . . . 69
2001-02 BIG EAST Individual Statistical Leaders (All Games) . . . 70-71
2001-02 BIG EAST Individual Statistical Leaders (Conference Games) . . . 72-73
UM BIG EAST Honors . . . 74
UM BIG EAST Statistical Leaders . . . 75
UM BIG EAST Individual Single Game Records . . . 76
UM BIG EAST Team Single Game Records . . . 77
UM BIG EAST Single Season Individual Records . . . 78
UM BIG EAST Single Season Team Records . . . 79
UM/Opponents BIG EAST Tournament Individual Records . . . 80
UM/Opponents BIG EAST Tournament Team Records . . . 81

Opponents
Arkansas-Pine Bluff, Boston College . . . 84
Central Florida, Charlotte . . . 85
Connecticut, Florida . . . 86
Florida Atlantic, Florida State . . . 87
Georgetown, Lehigh . . . 88
New Hampshire, North Carolina . . . 89
Providence, Savannah State . . . 90
St. John's, Seton Hall . . . 91
Syracuse, Texas A&M . . . 92
Villanova, Virginia Tech . . . 93
West Virginia . . . 94
2003 NCAA Tournament Sites, 2002 NIT Results . . . 95
2002 NCAA Tournament Results . . . 96
2003 NCAA Tournament Bracket . . . 97

2001-02 Review
2001-02 Review . . . 100
2001-02 Results and Attendance . . . 101
2001-02 Statistics (All Games and BIG EAST Games) . . . 102
2001-02 Team Game-by-Game (UM and Opponent) . . . 103
2001-02 Points-Rebounds-Assists . . . 104
2001-02 Game-by-Game Highs . . . 105
2001-02 Superlatives . . . 106
2001-02 Season Recaps and Boxscores . . . 107-122
2001-02 Individual Stats (Marcus Barnes and Rafael Berumen) . . . 123
2001-02 Individual Stats (Paulo Coelho and Rodrique Djahue) . . . 124
2001-02 Individual Stats (William Frisby and James Jones) . . . 125
2001-02 Individual Stats (Danny Marakovits and Brandon Okpalobi) . . . 126
2001-02 Individual Stats (Darius Rice and John Salmons) . . . 127
2001-02 Individual Stats (Jerry Schlie and Michael Simmons) . . . 128
2001-02 Individual Stats (Elton Tyler. and Kahleaf Watson) . . . 129

History
UM History 1926-00 . . . 132-138
Hurricane Basketball Captains . . . 139
Hurricane Lettermen . . . 140-141
Post Season Tournament Teams . . . 142-144
Post Season Results . . . 145
1000-Point Club . . . 146
UM All-Americans . . . 147
UM Retired Jerseys . . . 148
UM Players Selected in the NBA Draft . . . 149
Miami vs. Ranked Opponents . . . 150
Miami on Television . . . 151
Miami in the National Rankings . . . 152

Record
Team Records . . . 154
Individual Game Records . . . 155
Individual Season Records . . . 156-157
Individual Career Records . . . 158-159
Annual Statistical Leaders (Points, Rebounds) . . . 160
Annual Statistical Leaders (Assists, Steals, Blocks) . . . 161
Annual Team Statistics . . . 162-163
Home Attendance Results/UM Year-by-Year Home Record . . . 164
Home Single-Game Records . . . 165
Hurricane Head Coaches/Year-by-Year Results . . . 166
Series Records . . . 167-168
Series Opponents . . . 169-175
Yearly Results . . . 176-182

Media
Covering the 'Canes . . . 184
TV/Radio Coverage . . . 185
Media Coverage . . . 186-187
Directions to Sites . . . 188
Campus Map . . . 189
City of Miami Map . . . 190
Where to Stay, What to Do . . . 191
University Mission Statement . . . 192

The Convocation Center

This season the University of Miami will usher in a new era of collegiate basketball when it begins play at the Convocation Center, the new on-campus home of men's and women's basketball, and the University's first large-capacity venue for other educational, cultural and community events.

The $48 million facility, totally funded through private donations, is scheduled to open on January 4, 2003 when the Hurricanes men's basketball team takes on perennial power North Carolina. With seating for 7,000, the Convocation Center will provide the University and the Coral Gables community with a facility designed for a wide array of uses.

The three-story, 200,000 square foot facility includes 26 executive suites, carpeted locker rooms, men's and women's basketball player lounge areas, training room facilities, weight room, convention space and banquet facilities.

When its doors open, the Convocation Center will give the Hurricanes one of the best home court advantages in all of college basketball. The exquisitely designed building puts fans right on top of the action, and with the executive suites a mere 101 feet from the floor, there isn't a bad seat in the house.

But the Convocation Center will provide the University and the surrounding community with more that just a place to watch basketball. The Convocation Center will provide the University of Miami and the South Florida Community with new opportunities to present major indoor events while upgrading the current facilities to improve the quality of education for students. Many University events are currently held outdoors or off campus.

When it opens, the Convocation Center will become the focal point of the UM athletic department and the surrounding community providing an abundance of opportunities, ranging from academic and athletic to campus and community.

The list of possible events includes: NCAA Division I men's and women's basketball games, area high school basketball championships, commencement, orientation, convocation, lectures, conferences, theatrical productions, student government activities, alumni social events, class reunions, employment fairs and career days, cultural events and town meetings.

The road to the Convocation Center began on March 6, 1995 when it was announced the Ryder System Inc. had committed approximately $9 million to the development of the multipurpose facility.

The commitment from Ryder System, Inc. was one of the top 10 gifts in the history of the University and enabled Miami to move forward and begin planning for additional fundraising, and design and construction for the facility.

Heading up the major design effort were two outstanding national firms with Ellerbe Becket, Inc. of Kansas City, MO handling design, and Spillis Candela & Partners, Inc. of Coral Gables handling architecture. The Convocation Center design was completed in January 2000.

On August 5, 1998 the University of Miami received another generous gift as Dr. Edward and Joanne Dauer, Mrs. Reva Dauer and Mr. and Mrs. Roger Dauer donated $2 million towards the construction of the Convocation Center.

Two weeks later the University of Miami entered into a 10-year partnership with First Union Corp. in which the corporation became the official bank sponsor of the University of Miami Athletic Department. The partnership included a $1.2 million commitment toward the construction of the University's on-campus facility.

In September of 1999, the Convocation Center came one step closer to fruition as the University began demolition of the student apartments located on the corner of Dickinson Drive (West) and Walsh Avenue. And on April 4, 2001 the University of Miami broke ground on the facility.

GET BLOWN AWAY





"The Convocation Center will play an essential role in the continued success of the Hurricanes' basketball program. It is important to have a facitily on campus that both students and players know is their home."

—Perry Clark,
Head Men's Basketball Coach at the University of Miami

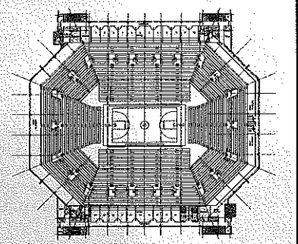

Convocation Center Facts

Location: 1 Dauer Drive - Across from the University Metro Rail

Cost: $48 million

Square Footage: 200,000 sq. ft.

Seating Capacity: 7,000 permanent seats with 26 executive suites

Executive Suites: Each suite will include 12 seats, four bar stools, lounge area, television, phone, pantry with sink and refridgerator.

Amenities: Administrative offices for men's and women's basketball, carpeted locker rooms, weight room, player lounge areas, banquet facilities, private suites and convention space.

When it opens, the Convocation Center will become the focal point of the UM athletic department and the surrounding community providing an abundance of opportunities, ranging from academic and athletic to campus and community.



















2002-03 Hurricane Rosters

Alphabetical

No	Name	Pos	Ht	Wt	Class	Previous School/Hometown
12	Rafael Berumen	F/C	6-9	255	Sr.	Los Angeles City College/Los Angeles, CA
13	Paulo Coelho	G	6-2	188	Sr.	Universidad de Porto/Figueira de Foz, Portugal
14	Rodrigue Djahue	F	6-7	265	Jr.	Miami NW Christian Academy/Abidjan, Ivory Coast
34	William Frisby	F	6-8	233	Jr.	Fresno City College/Bay Shore, NY
2	Gary Hamilton	F	6-9	240	Fr.	Susan Miller Dorsey/Los Angeles, CA
22	Robert Hite	G	6-2	180	Fr.	Winton Woods/Cincinnati, OH
33	James Jones	F	6-8	225	Sr.	Miami American/Miami, FL
20	Danny Marakovits	G	6-4	185	Jr.	Allentown Central/Walnutport, PA
23	Ismael N'Diaye	F	6-6	188	Fr.	Shores Christian (FL) Academy /Abidjan, Ivory Coast
10	Brandon Okpalobi	G	6-2	184	Jr.	St. Augustine/New Orleans, LA
21	Darius Rice	F	6-10	215	Jr.	Lanier/Jackson, MS
1	Michael Simmons	G	6-1	200	Sr.	Mercersburg (PA) Academy/Los Angeles, CA
3	Armondo Surratt	G	5-11	165	Fr.	Oakland Tech/Oakland, CA
11	Eric Wilkins	G	6-4	184	Fr.	Oak Hill (VA) Academy/Plainfield, NJ

Numerical

No	Name	Pos	Ht	Wt	Class	Previous School/Hometown
1	Michael Simmons	G	6-1	200	Sr.	Mercersburg (PA) Academy/Los Angeles, CA
2	Gary Hamilton	F	6-9	240	Fr.	Susan Miller Dorsey/Los Angeles, CA
3	Armondo Surratt	G	5-11	165	Fr.	Oakland Tech/Oakland, CA
10	Brandon Okpalobi	G	6-2	184	Jr.	St. Augustine/New Orleans, LA
11	Eric Wilkins	G	6-4	184	Fr.	Oak Hill (VA) Academy/Plainfield, NJ
12	Rafael Berumen	F/C	6-9	255	Sr.	Los Angeles City College/Los Angeles, CA
13	Paulo Coelho	G	6-2	188	Sr.	Universidad de Porto/Figueira de Foz, Portugal
14	Rodrigue Djahue	F	6-7	265	Jr.	Miami NW Christian Acad/Abidjan, Ivory Coast
20	Danny Marakovits	G	6-4	185	Jr.	Allentown Central/Walnutport, PA
21	Darius Rice	F	6-10	215	Jr.	Lanier/Jackson, MS
22	Robert Hite	G	6-2	180	Fr.	Winton Woods/Cincinnati, OH
23	Ismael N'Diaye	F	6-6	188	Fr.	Shores Christian (FL) Academy /Abidjan, Ivory Coast
33	James Jones	F	6-8	225	Sr.	Miami American/Miami, FL
34	William Frisby	F	6-8	233	Jr.	Fresno City College/Bay Shore, NY

HEAD COACH: Perry Clark (3rd Season/Gettysburg, '74)
ASSISTANT COACHES: Greg Gary (3rd Season/Tulane, '92)
Anthony Anderson (1st Season/McNeese State, '95)
Brock Kantrow (3rd Season/LSU-Shreveport, '92)
DIRECTOR OF BASKETBALL OPERATIONS: Geoff Schimberg (1st Season/Washington University, '86)

Miami Pronounciation Guide

Rafael Berumen	ba-ROO-mun
Paulo Coelho	ko-AY-lo
Rodrigue Djahue	Rod-REEK ZSHA-way
William Frisby	FRIZ-bee
Danny Marakovits	ma-ROCK-a-vits
Ishmael N'Diaye	ISH-my-el EN-jye
Brandon Okpalobi	o-PAH-la-bee
Armondo Surratt	ar-MON-do sur-RAT

By Class

Seniors (4)
Rafael Berumen . . . . F/C
Paulo Coelho . . . . . G
James Jones . . . . . F
Michael Simmons . . . . G

Juniors (5)
Rodrigue Djahue . . . . F
William Frisby . . . . . F
Danny Marakovits . . . G
Brandon Okpalobi . . . G
Darius Rice . . . . . F

Freshmen (5)
Gary Hamilton . . . . . F/C
Armondo Surratt . . . . G
Eric Wilkins . . . . . G
Robert Hite . . . . . G
Ismael N'Diaye . . . . . F

By State/Country

California (4)
Rafael Berumen . . . . F/C
Los Angeles
Gary Hamilton . . . . . F/C
Los Angeles
Michael Simmons . . . . G
Los Angeles
Armondo Surratt . . . . G
Oakland

Florida (1)
James Jones . . . . . F
Miami

Ivory Coast (2)
Rodrigue Djahue . . . . F
Abidjan
Ismael N'Daiye . . . . . F
Abidjan

Louisiana (1)
Brandon Okpalobi . . . G
New Orleans

Mississippi (1)
Darius Rice . . . . . F
Jackson

New Jersey (1)
Eric Wilkins . . . . . G
Plainfield

New York (1)
William Frisby . . . . . F
Bay Shore

Ohio (1)
Robert Hite . . . . . G
Cincinnati

Pennsylvania (1)
Danny Marakovits . . . G
Walnutport

Portugal (1)
Paulo Coelho . . . . . G
Figueira da Foz

2002-03 Schedule

Date	Day	TV	Opponent	Site	Time
Nov 11	Mon.		SE All-Stars (Exh.)	Knight Sports Complex	7:00 p.m.
Nov. 16	Sat.		Global Sports (Exh.)	Knight Sports Complex	7:00 p.m.
Nov. 23	Sat.		New Hampshire	Miami Arena	7:30 p.m.
Nov. 26	Tue.		Texas A&M	Miami Arena	7:30 p.m.
Nov. 30	Sat.		Savannah State	Miami Arena	7:30 p.m.
Dec. 3	Tue.		@ Florida Atlantic	FAU Gymnasium	7:00 p.m.
Dec. 8	Sun.	SUN	@ Florida State	Leon County Civic Center	2:00 p.m.
Dec. 15	Sun.	FOX-FL	@ Charlotte	Halton Arena	4:00 p.m.
Dec. 18	Wed.		Arkansas-Pine Buff	Miami Arena	7:30 p.m.
Dec. 21	Sat.	SUN	#vs. Florida	AmericanAirlines Arena	7:00 p.m.
Dec. 27	Fri.		@ Central Florida	UCF Arena	7:30 p.m.
Dec. 30	Mon.		Lehigh	Miami Arena	7:30 p.m.
Jan. 4	Sat.	ESPN	North Carolina	Convocation Center	7:00 p.m.
Jan. 7	Tue.	FOX-FL	*@ West Virginia	WVU Coliseum	7:00 p.m.
Jan. 11	Sat.	WFOR	*@ Connecticut	Gampel Pavilion	Noon
Jan. 18	Sat.		*@ Seton Hall	Continental Airlines Arena	Noon
Jan. 20	Mon.	ESPN	*Connecticut	Convocation Center	7:00 p.m.
Jan. 26	Sun.	CBS	*Syracuse	Convocation Center	1:00 p.m.
Jan. 29	Wed.	FOX-FL	*Providence	Convocation Center	7:00 p.m.
Feb. 2	Sun.	FOX-FL	*@ St. John's	Madison Square Garden	2:00 p.m.
Feb. 8	Sat.	FOX-FL	*Villanova	Convocation Center	7:30 p.m.
Feb. 11	Tue.	FOX-FL	*Virginia Tech	Convocation Center	7:30 p.m.
Feb. 15	Sat.	FOX-FL	*@ Boston College	Silvio O. Conte Forum	4:00 p.m.
Feb. 17	Mon.	FOX-FL	*@ Providence	Dunkin Donuts Center	7:30 p.m.
Feb. 22	Sat.	ESPN	*Georgetown	Convocation Center	Noon
Feb. 25	Tue.	FOX-FL	*@ Villanova	The Pavilion	7:30 p.m.
Mar. 1	Sat.	FOX-FL	*Boston College	Convocation Center	2:00 p.m.
Mar. 5	Wed.		*@ Virginia Tech	Cassell Coliseum	7:00 p.m.
Mar. 8	Sat.	ESPN	*St. John's	Convocation Center	9:00 p.m.
Mar. 12-15	Wed.-Sat.		BIG EAST Championship	Madison Square Garden	
	Wed.	ESPN/ESPN2	First Round		TBD
	Thu.	ESPN/ESPN2	Quarterfinals		TBD
	Fri.	ESPN	Semifinals		7:00/9:00 p.m.
	Sat.	ESPN	Championship		8:00 p.m.

* - BIG EAST Conference Games
# - Orange Bowl Basketball Classic
FOX-FL - Fox SportsNet Florida
SUN - Sunshine Network
WFOR - CBS Channel 4 (Miami)

FOR TICKETS, CALL 1-800-GO-CANES or (305) 284-CANES
(Dates and times are subject to change)

2002-03 Season Preview

The University of Miami men's basketball team enters the 2002-03 season looking to continue the unprecedented success it achieved last season. The Hurricanes return nine letterwinners, including two starters, from last season's squad that recorded a school-record 24 wins (24-8), advanced to the NCAA Tournament for the fourth time in the last five seasons, and ended the season ranked 21st by the Associated Press.

If Miami is to repeat its school-record performance of last season, head coach Perry Clark must replace three key components from a year ago including UM's starting backcourt. Point guard John Salmons (selected in the first round of the 2002 NBA draft) and shooting guard Marcus Barnes (dismissed from team) are gone, as well as starting center Elton Tyler (graduation).

But despite the heavy losses, the Hurricanes enter the season with the expectations of returning to the NCAA Tournament. UM should have a nice blend of youth and experience this season with four seniors and five juniors returning, as well as strong recruiting class.

The Backcourt

Even with the loss of Salmons and Barnes, the UM backcourt may actually be deeper this season. Miami has seven guards on its roster headed by senior point guard Mike Simmons.

Simmons (6-1, 200) is Miami's most experienced backcourt player having seen action in 91 games over his career while making 43 starts. Last season Simmons played in all 32 games, starting two, and averaged 2.3 points, 1.7 rebounds, 2.1 assists and 1.2 steals per game. His 1.84 assist to turnover ratio was best on the team, while his 16.7 minutes per game was tops among all Hurricane reserves in 2001-02.

Also returning is senior Paulo Coelho (6-2, 188). The native of Portugal can play either guard position and has seen action in 69 career games, including four starts, and gives UM a solid outside shooting threat, as well as tough defense.

UM will rely heavily on its incoming freshmen class this season. Three of the Hurricanes' five incoming freshmen are guards including top-100 recruits Robert Hite and Armondo Surratt.

Hite (6-2, 180), who can play either point guard or shooting guard, was ranked 50th in the nation by CNN/SI as a high school senior. He averaged 19.1 points, 5.0 rebounds, 2.0 assists and 2.0 steals per game in leading Winton Woods High School in Cincinnati, OH to a 27-1 record and a runner-up finish at the State Championship. A four-year starter at shooting guard, Hite earned first-team All-State honors as a junior and senior, and was named the Associated Press Ohio Player of the Year following last season

Surratt (5-11, 165), a true point guard, averaged 18 points, nine rebounds, eight assists and five steals per game last season in leading Oakland (CA) Technical High School to a 28-4 record and a trip to the California Division I State championship game. Surratt, a first-team All-State selection, was rated as the 67th top prospect in the nation by ESPN last season.

Another freshman expected to compete for playing time is Eric Wilkins (6-4, 184). The Plainfield, NJ native is the brother of current UM offensive lineman Ed Wilkins and started the last two seasons at shooting guard at Oak Hill Academy in Virginia. With Wilkins in the starting lineup Oak Hill registered a 65-1 record and won the 2000-01 National Championship with a perfect 33-0 record. Wilkins averaged 9.0 points, 4.0 rebounds, 2.5 assists and 2.0 steals last season as Oak Hill finished 32-1 and No. 3 in the final USA Today rankings.

Also adding depth to the Hurricanes' backcourt will be juniors Danny Marakovits (6-4, 185) and Brandon Okpalobi (6-2, 184).

The Frontcourt

The UM frontcourt is led by one of the nation's top forward combinations, senior James Jones and junior Darius Rice.

Jones (6-8, 225), a Miami native, was a third-team All-BIG EAST selection last season after averaging 12.8 points, 6.3 rebounds, 1.5 assists, 2.4 blocks and 1.3 steals per game. He led the team in rebounding and blocks in 2001-02 and was third on the team in scoring.

He has played in 94 career games, including 61 consecutive starts, for the Hurricanes and ranks third on UM's career blocked shots list with 142. His career free throw percentage is an astounding 83 percent (186-224).

Jones has also been successful off the court. The finance major was a Verizon Academic All-District selection last season as well as a member of the Provost's Honor Roll, Dean's List, Athletic Director Honor Roll and National Honor Society. In addition he is a three-time BIG EAST Academic All-Star and an Arthur Ashe Scholar Athlete selection.

Miami's other returning starter is Rice, who last season was named second-team All-BIG EAST after leading the Hurricanes in scoring (14.9 ppg) for the second consecutive season.

Rice, who recorded 20 or more points a team-high 10 times, was also one of the Hurricanes' top rebounders pulling down 5.9 boards per contest. He became the first Miami player since Eric Brown in 1989 to post back-to-back games of 30 or more points when he scorched Providence for 32 on January 19 followed by 30 against Villanova on January 24, both UM victories.

Battling for the starting center spot will be senior Rafael Berumen (6-9, 255), and juniors Rodrigue Djahue (6-7, 265) and William Frisby (6-8, 233).

Berumen, who transferred prior to last season from Los Angeles City College,





Junior Darius Rice

Senior Paulo Coelho

2002-03 Season Preview

played in 31 games averaging 2.9 points and 2.0 rebounds in 8.5 minutes per game. He was the Hurricanes' top scorer off the bench last season and ranked second on the team in field goal percentage (.561).

Djahue, a native of the Ivory Coast, has played in 57 games over the last two seasons including 30 contests last season. In 2001-02 he averaged 1.7 points and 1.7 rebounds in 6.8 minutes per game. Djahue was very productive in his limited playing time averaging 10.2 points and 10.0 rebounds per 40 minutes.

Frisby, a transfer from Fresno City College, was also extremely productive in his limited minutes. The native of Bay Shore, NY played in 27 games averaging 1.5 points and 1.4 rebounds in 5.6 minutes per game. His averages per 40 minutes were 10.9 points and 10.1 rebounds.

Adding depth to the Hurricane frontcourt will be freshmen Gary Hamilton (6-9, 240) and Ishmael N'Diaye (6-6, 188).

Hamilton was a second-team All-State selection last season after averaging 18.2 points, 11.5 rebounds, 2.1 assists, 1.1 steals and 4.5 blocks per game for Susan Miller Dorsey High School in Los Angeles, CA.

N'Diaye, who like Djahue is a native of the Ivory Coast, started all 25 games for Shores Christian Academy in Ocala, FL averaging 16.0 points, 6.0 rebounds, 4.0 assists, 3.0 steals and 2.0 blocks per game.

The Schedule

The Hurricanes will play a total of 12 games against teams the reached postseason play last season, including nine games against teams that reached the 2002 NCAA Tournament.

The Hurricanes' 15 game home schedule will include nine games at the new University of Miami Convocation Center, Miami's new $48 million on campus arena. Miami's first game at the new 7,000-seat facility will be January 4 against perennial power North Carolina.

All eight of Miami's BIG EAST home games this season will take place at the Convocation Center. Miami's BIG EAST home schedule includes Connecticut (Jan. 20), Syracuse (Jan. 26), Providence (Jan. 29), Villanova (Feb. 8), Virginia Tech (Feb. 11), Georgetown (Feb. 22), Boston College (Mar. 1) and St. John's (Mar. 8).

Included in Miami's non-conference schedule are road games against NCAA tournament participants Florida Atlantic (Dec. 3) and Charlotte (Dec. 15), as well as intrastate rivals Florida State (Dec. 8) and Central Florida (Dec. 27). The Hurricanes will also renew its rivalry with Florida on December 21 at the Orange Bowl Basketball Classic at the AmericanAirlines Arena.

The Hurricanes' BIG EAST road schedule will include games versus West Virginia (Jan. 7), Connecticut (Jan. 11), Seton Hall (Jan. 18), St. John's (Feb. 2), Boston College (Feb. 15), Providence (Feb. 17), Villanova (Feb. 25) and Virginia Tech (Mar. 5).

Boston College, Connecticut and St. John's all received NCAA Tournament berths last season with Connecticut reaching the East Regional final before falling to eventual National Champion Maryland. Syracuse and Villanova both played in the postseason NIT.

A minimum of five UM games will be nationally televised this season. Four games will air on ESPN starting with the Hurricanes' Jan. 4 match-up with North Carolina. Other games airing on ESPN include Connecticut (Jan. 20), Georgetown (Feb. 22) and St. John's (Mar. 8). Miami's Jan. 26 game versus Syracuse will be shown live on CBS.



Senior James Jones



Junior William Frisby

Senior Mike Simmons





Hurricane News & Notes

Miami Reaches the Postseason, Again:

With its selection to the 2002 NCAA Championships, Miami recorded its fifth NCAA Tournament appearance all-time and its fourth appearance in the last five seasons. Miami also made NCAA Tournament appearances in 1960, 1998, 1999 and 2000. It also marked the sixth consecutive postseason appearance for Miami (NCAA - 1998, 99, 00, 02; NIT - 1997, 01) and the seventh appearance in the last eight seasons.

Miami Sets Wins Record:

Miami concluded the 2001-02 season with a record of 24-8 establishing a school record for wins in a season. The old record of 23 wins was originally set in 1959-60 and later matched in 1962-63, 1998-99 and 1999-00.

What's Your 20:

With its 65-56 win over Villanova on February 5 Miami recorded its 20th win of the season. The 20-win season marked the ninth overall for the Hurricanes and third in the last four seasons.

Comeback Kids:

Miami rallied nine times from second-half deficits to win games last season. In Miami's 102-96 overtime win against Providence on January 19, the Hurricanes came back from a 13-point second half deficit tying the UM record for the largest second-half comeback in a BIG EAST game.

Date	Team	Deficit	Time	Final
3-7-02	vs. Georgetown	-10 (63-53)	7:44	84-76 (OT)
2-5-02	at Villanova	-3 (44-41)	11:05	65-56
2-2-02	Connecticut	-3 (43-40)	12:37	68-66
1-19-02	Providence	-13 (50-37)	19:16	102-96 (OT)
1-15-02	Pittsburgh	-11 (44-33)	16:49	76-69 (2OT)
12-15-01	Indiana	-3 (31-28)	16:45	58-53
12-9-01	at Texas A&M	-6 (48-42)	11:03	64-55
11-29-01	Howard	-2 (50-48)	18:48	87-71
11-20-01	vs. Clemson	-7 (51-44)	14:11	67-65



Junior Rodrigue Djahue

Jones Selected Academic All-District:

Junior forward James Jones has been selected to the 2002 Verizon Academic All-District II Men's Basketball team.

Joining Jones as All-District selections are Matt Bonner (Florida), Tim Lyle (James Madison), Mike Dunleavy (Duke) and Jobey Thomas (Charlotte).

Jones is a three-time BIG EAST Academic All-Star and carries a 3.371 cumulative GPA in finance. He was named a 2001 Arthur Ashe Scholar Athlete and was runner-up for the 2001-02 BIG EAST Basketball Scholar-Athlete Award.

Miami vs. Non-Conference Opponents:

Since joining The BIG EAST Conference beginning with the 1991-92 season, the Hurricanes have compiled a 74-35 (.679) record against non-conference opponents, including a 50-13 mark (.794) at home.

Winning Ways:

Last season Miami recorded its eighth consecutive winning season. The last time Miami recorded at least eight straight winning seasons was the 1968-69 campaign when the 'Canes registered their 10th straight winning season.

UM Ties Win Streak Record:

Miami's 14-0 start last season set a school-record for consecutive wins to open a season, and tied the school-record for the most consecutive victories which was originally set in 1947.

Did You Know?:

The University of Miami has registered a 46-20 (.697) conference mark since the 1998-99 season. UM's record ranks second among BIG EAST teams over that period.

Conference Record Since 1998-99:

	98-99	99-00	00-01	01-02	Total
Connecticut	16-2	10-6	8-8	13-3	47-19 (.712)
MIAMI	15-3	13-3	8-8	10-6	46-20 (.697)
St. John's	14-4	12-4	8-8	9-7	43-23 (.652)
Syracuse	10-8	13-3	10-6	9-7	42-24 (.636)
Notre Dame	8-10	8-8	11-5	10-6	37-29 (.560)
Villanova	10-8	8-8	8-8	7-9	33-33 (.500)
Georgetown	6-12	6-10	10-6	9-7	31-35 (.470)
Providence	9-9	4-12	11-5	6-10	30-36 (.455)
Pittsburgh	5-13	5-11	7-9	13-3	30-36 (.455)
Seton Hall	8-10	10-6	5-11	5-11	28-38 (.424)
Boston College	3-15	3-13	13-3	8-8	27-39 (.409)
Rutgers	9-9	6-10	3-13	8-8	26-40 (.394)
West Virginia	4-14	6-10	8-8	1-15	19-47 (.288)
Virginia Tech	—	—	2-14	4-12	6-26 (.188)

Road Warriors:

Since the 1998-99 season, Miami is 22-11 (.667) in BIG EAST road games. The 22-11 mark is the best record among BIG EAST schools over that period. The Hurricanes have won 23 of their last 34 BIG EAST road games dating back to the 1997-98 season.

BIG EAST Road Records Since 1998-99:

1. MIAMI. . . . . 22-11 (.667)
2. Syracuse . . . . . 20-13 (.606)
   Connecticut . . . . . 20-13 (.606)

HURRICANES

Hurricane News & Notes

Miami Dominates at Home:

Since 1994-95 the Hurricanes have compiled a 94-26 (.783) overall home record, including a 14-2 mark last season. UM is 50-19 (.725) in its last 69 BIG EAST home games dating back to the 1994-95 season.

Versus Ranked Opponents:

UM went 3-1 versus ranked teams last season. The Hurricanes are 18-17 versus ranked opponents since 1996-97 and have defeated at least one ranked team in each of the last eight seasons. Miami is 27-82 (.248) all-time against ranked teams including a 24-68 (.261) record since the rebirth of the program in 1985.

Rice, Jones Near 1000-Point Club:

Miami junior Darius Rice and senior James Jones are both closing in on the 1,000-point platuea at the University of Miami. Rice has 887 career points heading into the 2002-03 season while Jones is right behind with 884 points. Twenty-four UM players have scored 1,000 or more career points led by Rick Barry who holds the Miami career scoring record with 2,298 points.

Getting Defensive:

Last season Miami's defense was been adept at forcing its opponents into turnovers. The Hurricanes forced 554 turnovers (17.3 per game) including 285 steals (8.9 per game). UM averaged 19.1 points per game off turnovers.

Watch Your Wallets:

The University of Miami recorded 285 steals last season, an average of 8.9 steals per game. The Hurricanes ended the season two steals shy of tying the UM single-season record of 287 set in 1988-89 (31 games).

Block Party:

James Jones tied a UM single-game record when he blocked eight shots against Florida International last season. Jones tied the record set by Constantin Popa against Florida Atlantic in 1992 and Tim James versus West Virginia in 1996. As a team the Hurricanes recorded 190 blocks breaking the UM single-season record of 177 set in 1987-88.

Jones Moves Up Career List:

James Jones recorded 78 blocks last season to improve his career total to 142. The 142 blocks ranks third on UM's all-time career list. His 78 blocks on the season ranked third on UM's all-time single-season list. The UM single-season record for blocks is 85 set by Constantin Popa in 1992-93.

Locking Up:

Last season Miami made a habit of holding teams without a field goal for long stretches. The Hurricanes held teams without a field goal for five minutes or more a total of 27 times while holding teams scoreless for five or more minutes five times.

Miami Sets BIG EAST Free Throw Record:

Miami shot 77.0 percent from the line last season to rank 10th in the nation. In BIG EAST games however the Hurricanes connected on a lead best 81.8 percent (275-336) from the charity stripe establishing a BIG EAST single-season record. The Hurricanes broke the old mark of 79.6 percent (234-294) set by Connecticut in 1980-81.

Success in the Sunshine State:

Entering the 2002-03 season the Hurricanes are the only team in the state of Flrida to register a winning record in each of the last eight seasons. The Hurricanes' 150-89 (.628) mark since the 1994-95 season is the top winning percentage over the last eight seasons while the 150 wins ranks second among the state's 11 Division I programs. Miami has registered a 292-141 (.674) record against teams from the state of Florida including 27 consecutive victories. Miami has not lost to a Florida school since a 72-64 season opening loss to Florida International on Dec. 1, 1992.

Ranking by winning percentage:

School	94-95	95-96	96-97	97-98	98-99	99-00	00-01	01-02	Overall
MIAMI	15-13	15-13	16-13	18-10	23-7	23-11	16-13	24-8	150-89 (.628)
Florida	17-13	12-16	13-17	14-14	22-9	29-8	24-7	22-8	153-93 (.622)
USF	18-12	12-16	8-19	16-13	14-14	17-13	18-13	19-13	122-113 (.519)
FIU	11-19	13-15	16-13	21-8	13-16	16-13	8-21	10-20	108-125 (.464)
Jacksonville	18-9	15-13	5-23	8-19	12-15	8-18	18-10	18-12	102-119 (.462)
FSU	12-15	13-14	20-12	17-13	13-17	11-17	9-21	12-17	108-127 (.460)
Stetson	15-12	10-17	9-18	11-15	14-13	13-15	17-12	10-16	99-118 (.456)
UCF	11-16	11-19	7-19	17-11	19-10	11-17	8-23	17-12	101-127 (.443)
Beth.-Cook.	12-16	12-15	12-16	1-24	11-16	12-15	10-19	12-17	82-138 (.373)
FAU	9-18	9-18	16-11	5-22	6-20	2-28	7-24	19-12	73-153 (.323)
FAMU	5-22	8-19	8-19	10-16	12-19	9-22	6-22	9-19	67-158 (.298)

Ranking by victories:

School	94-95	95-96	96-97	97-98	98-99	99-00	00-01	01-02	Overall
Florida	17-13	12-16	13-17	14-14	22-9	29-8	24-7	22-8	153-93 (.622)
MIAMI	15-13	15-13	16-13	18-10	23-7	23-11	16-13	24-8	150-89 (.628)
USF	18-12	12-16	8-19	16-13	14-14	17-13	18-13	19-13	122-113 (.519)
FIU	11-19	13-15	16-13	21-8	13-16	16-13	8-21	10-20	108-125 (.464)
FSU	12-15	13-14	20-12	17-13	13-17	11-17	9-21	12-17	108-127 (.460)
Jacksonville	18-9	15-13	5-23	8-19	12-15	8-18	18-10	18-12	102-119 (.462)
UCF	11-16	11-19	7-19	17-11	19-10	11-17	8-23	17-12	101-127 (.443)
Stetson	15-12	10-17	9-18	11-15	14-13	13-15	17-12	10-16	99-118 (.456)
Beth.-Cook.	12-16	12-15	12-16	1-24	11-16	12-15	10-19	12-17	82-138 (.373)
FAU	9-18	9-18	16-11	5-22	6-20	2-28	7-24	19-12	73-153 (.323)
FAMU	5-22	8-19	8-19	10-16	12-19	9-22	6-22	9-19	67-158 (.298)

©2002 Lanier Worldwide, Inc. All rights reserved.

Number One in Customer Satisfaction. Lanier.



U miami™

Lanier is the Official Document Management Company of the Miami Hurricanes

Call 800-708-7088 and find out why J.D. Power and Associates ranked Lanier "#1 Black and White Copier/Multifunction Product in Customer Satisfaction Among Business Users". You'll also get a FREE DOCutivity® analysis of your company's document workflow. Find out how satisfying document management can actually be.



LANIER

A RICOH COMPANY

J.D. Power and Associates 2002 Copier Satisfaction Study℠. Study based on responses from 1,470 business users of copiers and multifunction products. Multifunction products are copier-based devices that include print, scan and/or fax functionality. www.jdpower.com



Administration



President
Donna E. Shalala

Donna E. Shalala became the fifth President of the University of Miami on June 1, 2001. President Shalala is an accomplished scholar, teacher, and administrator whose career has been marked by a variety of leadership positions reflecting her interest in young people. She also is a big sports fan!

Shalala was influenced by her mother, Edna, a former nationally ranked tennis player, while growing up in Cleveland, Ohio. While attending college, she played tennis and still plays a competitive game of doubles. She also enjoys golf, skiing and other outdoor activities.

In 1987 President Shalala, a distinguished political scientist, became the first woman chancellor of a Big Ten university, the University of Wisconsin-Madison. She led what was then the nation's largest public research university, raising more than $400 million for the endowment, and spearheaded a $225 million state-private partnership program to renovate and add to the university's research facilities.

In 1992 *Business Week* magazine named her one of the top five managers in higher education.

President Shalala's success at Wisconsin was reflected in athletics as well. She hired a new football coach, recruiting Barry Alvarez from Notre Dame. Four years later, Wisconsin won the Big Ten football championship and represented its conference in the Rose Bowl for the first time in 30 years. President Shalala served on the first Knight Commission, a committee to review college athletics, and has served on the board of the National Collegiate Athletic Association Foundation.

In 1993 Shalala was named U.S. Secretary for Health and Human Services (HHS) and served for eight years, becoming the nation's longest-serving HHS Secretary. She was an active member of the Washington, D.C., community, participating in events to benefit the arts including serving as a member of the Kennedy Center Board of Trustees.

In 1999 she spearheaded the United Way campaign for federal employees that raised a record $44 million for local and national charities. Last year she led the official U.S. delegation to the 2000 Olympics in Sydney, Australia. At the end of her tenure as HHS Secretary, *The Washington Post* described her as "one of the most successful government managers of modern times."

As president of the University of Miami, President Shalala presides over one of the most successful college athletic programs in the country. The Hurricanes football program consistently ranks in the top of the polls. In 2001 the baseball team won its fourth College World Series. And, in 2003 the men and women's basketball team will play in a new, on-campus facility, the Convocation Center. Other Hurricane sports—from golf to tennis—have also earned national recognition.

For a sports fan like President Shalala, there is no better place to call home than the University of Miami.

Career Highlights:

2001-	President, Professor of Political Science, University of Miami
1993-2000	Secretary U.S. Department of Health and Human Services
1987-1993	Chancellor University of Wisconsin - Madison
1980-1987	President, Professor of Political Science, Hunter College of the City University of New York
1977-1980	Assistant Secretary for Policy Development and Research, U.S. Department of Housing and Urban Development
1975-1977	Director and Treasurer of the Municipal Assistance Corporation for the City of New York
1972-1979	Associate Professor and Chair, Program in Politics and Education, Teachers College, Columbia University
1970	Ph.D. Syracuse University
1962-64	U.S. Peace Corps Volunteer, Iran
1962	A.B. Western College for Women

Administration



Paul Dee
Director of Athletics

Paul Dee has served as Director of Athletics since June of 1993. Prior to his appointment, Dee had served the University as its Vice President and General Counsel beginning in 1981.

During his tenure as Director of Athletics, Dee has focused the efforts of the Athletic Department on four major points of emphasis: 1) the success of its programs; 2) the development of its student-athletes, both athletically and academically; 3) the quality of life of its staff; 4) improvement of facilities. The department has achieved success in each of these areas.

Program Success

The University of Miami has won three team national championships (Baseball in 1999 and 2001; Football in 2001) during Dee's tenure as Director of Athletics.

Miami has been a dominant program in the BIG EAST Conference winning 25 team championships since 1993 including: seven BIG EAST Football titles, seven BIG EAST Men's Tennis titles, five BIG EAST Women's Tennis titles, four BIG EAST Women's Outdoor Track & Field titles, one BIG EAST Men's Swimming & Diving championship and one BIG EAST Men's Basketball title.

Under Dee's supervision, the University of Miami Athletic Department has added scholarship programs in women's soccer, women's volleyball and women's rowing.

Student-Athlete Success

University of Miami student-athletes have continued to strive academically since Dee took over as Director of Athletics in 1993. During that period, UM student-athletes have shown consistent improvement in grade-point average and graduation rates.

Perhaps the most successful scholar-athlete of the last decade at UM was football offensive tackle Joaquin Gonzalez, who earned the 2001 HealthSouth Draddy Award (the "Academic Heisman") in addition to earning first-team All-America honors on the field in 2000 and 2001.

Quality of Staff

Miami coaches have been widely recognized by their peers as some of the nation's best. The current UM coaching staff has earned a combined 18 National Coach of the Year honors, including nine by diving coach Randy Ableman, four by baseball coach Jim Morris, two by football coach Larry Coker in 2001, one by women's basketball coach Ferne Labati and one by men's basketball coach Perry Clark.

Improvement and Expansion of Facilities

Since 1993, the University of Miami athletic program has seen an almost complete makeover of its athletic facilities. During that period, Dee has overseen the following facility projects:

- Construction of new football field at Greentree Field
- Construction of Cobb Stadium (track and soccer)
- Renovation of football locker and equipment rooms
- Renovation of the athletic training room
- Construction of the women's basketball offices
- Construction of the academic study hall facility
- Construction of the weight training facility
- Construction of the football meeting rooms
- Construction of locker rooms for track, soccer and volleyball
- Construction of Convocation Center for basketball

A Commitment To A Well-Rounded Program

Dee believes intensified fund raising efforts and developing stronger interest in women's sports are vital to ensuring the future success of the Hurricanes program.

National Influence

During his nine years as Director of Athletics, Dee has been active in the NCAA and the BIG EAST Conference.

Dee has served on several NCAA Committees, including the Committee on Certification, the Management Council and currently is a member of the Committee on Infractions. In the BIG EAST, Dee has served on the Executive Television Committee and, for two years, was Chair of the BIG EAST Football Conference.

Before Miami

Before joining the University, Dee was with the Miami law firm of Mershon, Sawyer, Johnston, Dunwoody & Cole and was a law clerk for Chief U.S. District Judge Charles Fulton in Miami. He received his bachelor of arts degree from the University of Florida in 1970 and his master's of education and juris doctor degrees with honors from the University of Miami in 1973 and 1977, respectively.

Dee has a son, Terrance, who practices law with a firm in Miami.



Head Coach Perry Clark



When the University of Miami was looking for someone to take over the reigns of the up-and-coming Hurricanes men's basketball program there was one name that continued to rise to the top of the list: Perry Clark.

In more than 23 years of collegiate coaching, the last 13 as a head coach, Clark has done one thing consistently - win. As a head coach, Clark has a 225-166 (.575) record including 11 winning seasons, seven 20-win seasons and nine postseason appearances.

He has been a part of building some of the nation's top programs including his remarkable rebuilding job as head coach of Tulane. He has learned from some of the greatest basketball coaches the sport has known including Bobby Cremins at Georgia Tech and legendary prep coach Morgan Wooten at DeMatha Catholic High School. And he is a proven cultivator of talent having coached 17 players who have been drafted or have gone on to play in the National Basketball Association.

So it was no surprise on July 6, 2000 when Miami Athletic Director Paul Dee announced that Clark would be the Hurricanes' ninth head basketball coach.

The Clark Era Begins

In two seasons at Miami, Clark has led the Hurricanes to a 40-21 (.656) record and two consecutive postseason appearances.

Last season Clark guided Miami to a 24-8 record and the school's fourth NCAA tournament berth in the last five seasons. The 24 wins set a school single-season record. Included in the 24 wins were a school-record 14 consecutive victories to open the season.

The Hurricanes reached as high as No. 11 in the national rankings while posting three wins over ranked teams. The Hurricanes, who were not ranked in the preseason, were ranked for the final 13 weeks of the season. Miami ended the season ranked No. 21 by the Associated Press.

In his first season at UM, Clark led a young and inexperienced team to a 16-13 mark and a trip to the National Invitation Tournament.

A Program Builder

Prior to taking over at Miami, Clark produced one of the most remarkable turnarounds in college basketball history.

Clark was hired by Tulane on July 16, 1988 and immediately set forth on rebuilding a program that had been dismantled following NCAA sanctions. But Clark did more than just rebuild the Tulane program, he brought it into the national spotlight.

In 11 seasons at Tulane, Clark compiled a 185-145 (.561) record, had six 20-win seasons, seven postseason appearances (3 NCAA, 4 NIT) and won the Metro Conference championship in 1992. He was the 1992 National Coach of the Year and a two-time Metro Conference Coach of the Year (1991, 1992).

After going 4-24 in the 1989-90 season, Tulane was 15-13 the next year and Clark was named the Metro Conference coach of the year. In 1991-92, Tulane would remain ranked for 11 consecutive weeks en route to a 22-9 season, its first Metro title, a trip to the NCAA Tournament and a first-round win over St. John's.

Clark and staff followed up the next season signing one of the nation's top recruiting classes. In 1993-94, despite half the team's scoring and rebounding production coming from freshmen, Clark and the Green Wave were in postseason play again, reaching the second round of the NIT.

In 1995, Tulane was back in the NCAA Tournament, winning another first-round game and posting the second-most victories in school history (23). The next season, the Wave made its deepest run ever in postseason, reaching the NIT Final Four and finishing 22-10. The postseason and 20-win streaks continued in 1996-97.



Coaching Experience:

2000-Present. . Head Coach, University of Miami, Coral Gables, FL
1989-2000 . . . Head Coach, Tulane University, New Orleans, LA
1986-1988 . . . Associate Head Coach, Georgia Tech, Atlanta, GA
1982-1986 . . . Assistant Coach, Georgia Tech, Atlanta, GA
1978-1982 . . . Assistant Coach, Penn State, State College, PA
1975-1978 . . . Assistant Coach, DeMatha Catholic HS, Hyattsville, PA

Playing Experience:

1971-1974 . . . Three-year letterman, Gettysburg College, Gettysburg, PA
1967-1971 . . . DeMatha Catholic High School, Hyattsville, PA

Education:

1974 . . . . . B.S. in Communications, Gettysburg College, Gettysburg, PA

Personal:

Born: . . . . . December 4, 1951 in Washington D.C.
Children: . . . . Nicole (23) and Pamela (19)

HURRICANES

Head Coach Perry Clark

The Posse

While at Tulane Clark developed what has become known as "The Posse." It started in the 1990-91 season, and when Tulane exploded on the national scene in 1992, it became one of the hottest items in college basketball.

To describe briefly, Clark would send in mass substitutions about five minutes into the game. "The Posse" would then increase the tempo of the game, usually to its advantage. Part of Clark's hometown of Washington, D.C., inspired the moniker. "I'm a Redskins fan, and their wide receivers are called 'The Posse,' " he said. "It (nicknaming the bench) just kind of happened one day."

Clark's Tulane teams have become known for their fast-paced, energetic, all-out style, particularly "The Posse," which helped Tulane force more than 20 turnovers a game for a span of four straight seasons.

Clark has also had the chance to achieve on another level as part of USA Basketball competitions. His South team won the gold medal at U.S. Olympic Festival-'94 in St. Louis. In the summer of 1995, he was an assistant coach for the USA team in the Junior World Championships in Athens, Greece.

Learning From the Best

Clark has had the chance to learn the coaching game from some of the best in the business having spent six years at Georgia Tech under Bobby Cremins, the last two as associate head coach.

Prior to his stint at Georgia Tech, Clark was an assistant to Dick Harter at Penn State for four years, and before that, he assisted legendary prep coach Morgan Wooten at DeMatha Catholic High School for three seasons.

Clark credits Cremins and Wooten for helping prepare him to deal with the potential distractions that can arise during a season.

"I think I've had the chance to be around great teachers like Bobby Cremins and Morgan Wooten, two people - especially Bobby - who stayed focused. Bobby is great at focusing on the task at hand.

"Morgan's organization helped me understand to organize and prioritize, and that's helped me avoid distractions. The biggest thing is not taking myself too seri-



Perry Clark vs. All Opponents

Alabama	3-2	Illinois State	1-0	Princeton	1-0
Alabama-Birmingham	7-7	Indiana	2-1	Providence	3-1
American (PR)	1-0	Jackson State	0-1	Rice	1-1
Arizona	0-1	Kansas State	1-0	Rhode Island	0-1
Arkansas State	0-1	Kentucky	0-1	Rutgers	0-1
Auburn	1-2	Lafayette	2-0	St. Francis, PA	1-0
Bethune-Cookman	1-0	Lamar	2-0	St. John's	2-3
Boston College	0-4	Lehigh	2-0	St. Louis	3-4
Brigham Young	1-0	Long Beach State	0-1	Sacramento State	2-0
Butler	0-1	Louisiana State	1-0	Samford	1-1
California	0-1	Louisville	5-15	Seton Hall	1-0
California-Irvin	1-0	Maryland	0-1	Siena	0-1
Canisius	1-1	Marquette	3-2	South Carolina	1-4
Centenary	5-0	Memphis	6-10	South Florida	12-7
Central Connecticut St.	1-0	Mercer	3-0	Southeastern Louisiana	3-0
Central Florida	1-0	Miami	0-1	Southern (B.R.)	1-0
Charlotte	8-9	Michigan	0-2	Southern Methodist	4-1
Cincinnati	1-9	Minnesota	1-0	Southern Mississippi	13-10
Clemson	1-0	Mississippi	1-0	Stetson	1-0
Columbia	2-0	Mississippi State	0-1	Syracuse	1-0
Connecticut	2-2	Mount St. Mary's	1-0	Temple	2-2
DePaul	3-3	Nebraska	0-2	Tennessee-Martin	1-0
Drake	1-0	Nevada-Las Vegas	0-2	Tennessee State	1-0
Eastern Illinois	1-0	New Orleans	6-4	Tennessee Tech	1-0
Eastern Michigan	1-0	Nicholls State	9-0	Texas A&M	3-1
Evansville	1-0	North Carolina	0-2	Texas-Arlington	3-0
Florida A&M	1-0	North Carolina A&T	1-0	Texas Christian	0-2
Florida Atlantic	6-0	North Carolina State	1-2	Texas Tech	1-1
Florida International	1-0	NC Wilmington	1-0	Texas-Pan American	2-0
Florida State	2-5	Northeastern	1-2	Tulsa	1-1
Fordham	1-0	Northwestern	1-1	Virginia Commonwealth	9-1
Georgetown	2-0	Notre Dame	0-1	Villanova	4-1
Georgia State	1-0	Northwestern State	1-0	Virginia Tech	10-7
Georgia Tech	0-1	Oklahoma State	0-2	Wagner	1-0
Hartford	1-0	Old Dominion	1-0	Wake Forest	0-2
Hawaii	0-1	Pennsylvania	1-0	West Virginia	1-0
Hofstra	2-1	Pittsburgh	1-3	Xavier (OH)	1-0
Houston	5-3	Portland State	1-0		
Howard	2-0	Prairie View A&M	8-1		

Clark's Career Record

Yr	School	W	L	Pct.	Postseason
1989-90	Tulane	4	24	.143	
1990-91	Tulane	15	13	.536	
1991-92	Tulane	22	9	.710	NCAA (2nd round)
1992-93	Tulane	22	9	.710	NCAA (2nd round)
1993-94	Tulane	18	11	.621	NIT (2nd round)
1994-95	Tulane	23	10	.697	NCAA (2nd round)
1995-96	Tulane	22	10	.688	NIT (3rd place)
1996-97	Tulane	20	11	.645	NIT (1st round)
1997-98	Tulane	7	22	.241	
1998-99	Tulane	12	15	.444	
1999-00	Tulane	20	11	.645	NIT (1st round)
2000-01	Miami	16	13	.552	NIT (1st round)
2001-02	Miami	24	8	.750	NCAA (1st round)
At Miami	**2 seasons**	**40**	**21**	**.656**	
Overall	**13 seasons**	**225**	**166**	**.575**	

Head Coach Perry Clark

ously. The most important thing is the players and team. As long as that's the No. 1 priority, I don't get too wrapped up in the other stuff."

Clark has gotten wrapped up in is success, something that has followed him wherever he has been as a coach. His success began at DeMatha (107-8 record in Clark's three years) and continued to Penn State (three winning seasons, one National Invitational Tournament bid) and Georgia Tech (123-64 record, four NCAA Tournaments and one NIT berth).

Success Breeds Success

Success has also followed Clark's players, particularly in the early stages of their careers. In his stints at Georgia Tech and Tulane, Clark went a phenomenal eight for nine, from 1983 to 1992, in helping produce the conference's top rookie, including a Metro record three in a row at Tulane.

At Tech, it was Mark Price (1983), Bruce Dalrymple (1984), Duane Ferrell (1985), Tom Hammonds (1986) and Dennis Scott (1988). At Tulane, Anthony Reed (1990), Kim Lewis (1991) and Pointer Williams (1992) claimed consecutive Metro Conference Freshman of the Year honors.

Clark also has coached 17 players who were drafted or have gone play in the NBA. Eleven of those draftees have gone in the first of second rounds including 2002 selection John Salmons who taken with the 26th pick of the first round by the San Antonio Spurs.

Other NBA draftees include Anthony Reed and Jerald Honeycutt at Tulane, Frank Brickowski from Penn State, and Dalrymple, Ferrell, Hammonds, Yvon Joseph, Craig Neal, Brian Oliver, Price, John Salley, Scott and Brook Steppe from Tech.

Clark was born Dec. 4, 1951 in Washington, D.C. He attended DeMatha Catholic High School and went on to Gettysburg (PA) College, where he graduated in 1974 with a degree in communications. He started at guard each of his three seasons and had career averages of 11.5 points and 4.7 rebounds per game. Clark has two daughters, Nicole (23) and Pamela (19).

Clark Coached Players Who Have Been Drafted Or Have Gone On To Play In The NBA

Name	Year	Round	Pick	Team
John Salmons, Miami	2002	1st	26th	San Antonio
Jerald Honeycutt, Tulane	1997	2nd	37th	Milwaukee
Anthony Reed, Tulane	1993	2nd	41st	Chicago
Dennis Scott, Georgia Tech	1990	1st	4th	Orlando
Brian Oliver, Georgia Tech	1990	2nd	32nd	Philadelphia
Tom Hammonds, Georgia Tech	1989	1st	9th	Washington
Craig Neal, Georgia Tech	1988	3rd	71st	Portland
Duane Ferrell, Georgia Tech	1988	Free Agent		Atlanta
Bruce Dalrymple, Georgia Tech	1987	2nd	46th	Phoenix
John Salley, Georgia Tech	1986	1st	11th	Detroit
Mark Price, Georgia Tech	1986	2nd	25th	Dallas
Yvon Joseph, Georgia Tech	1985	2nd	36th	New Jersey
Dick Mumma, Penn State	1984	10th	211th	LA Clippers
George Thomas, Georgia Tech	1983	8th	173rd	Atlanta
Mike Lang, Penn State	1983	8th	174th	New York
Brook Steppe, Georgia Tech	1982	1st	17th	Kansas City
Frank Brickowski, Penn State	1981	3rd	57th	New York



Assistant Coach Greg Gary



Greg Gary enters his third season with the Hurricanes and his ninth season overall as a collegiate coach. Gary is responsible for coaching the Hurricanes' defense, recruiting, scouting and on court instruction.

A Successful Combination

Gary joined the UM staff in 2000 after spending two seasons as an assistant to Perry Clark at Tulane. In 1999-2000 Gary helped guide the Green Wave to a 20-11 record, the Conference USA National Division crown and a trip National Invitational Tournament.

Over his first two seasons at Miami, Gary has helped lead the Hurricanes to a to a 40-21 (.656) record and two consecutive postseason appearances.

Last season Miami finished with a 24-8 record and recorded school's fourth NCAA tournament berth in the last five seasons. The 24 wins set a school single-season record while the Hurricanes 14 consecutive victories to open the season marked the best start in school-history and tied the UM record for consecutive wins.

The Hurricanes reached as high as No. 11 in the national rankings while posting three wins over ranked teams. The Hurricanes, who were not ranked in the preseason, were ranked for the final 13 weeks of the season. Miami ended the season ranked No. 21 by the Associated Press.

In his first season at UM, Gary helped lead a young and inexperienced team to a 16-13 mark and a trip to the National Invitation Tournament.

Gary has made quite an impact on the UM defense in his first two seasons. Over the last two seasons Miami has forced an average of 18.1 turnovers per game while averaging 19.5 points per game of turnovers.

In addition the Hurricanes became adept at holding teams scoreless for long periods of time. Over the last two seasons Miami held teams without a field goal for five minutes or more a total of 46 times, including 27 times in 32 games last season.

Overall, Gary has worked a total of eight seasons with Clark having also served as an assistant at Tulane from 1993-97.

In his first stint with Clark, Gary helped lead the Green Wave to four postseason appearances, three 20-win seasons and an Associated Press Top-25 ranking.

During his first four seasons at Tulane the Green Wave compiled an 83-42 (.664) record while in his six seasons overall, the Green Wave posted a record of 115-68 (.628).

In addition to his tenure at Tulane, Gary spent the 1997-98 season as an assistant coach at McNeese State where he was responsible for practice preparation and offensive and defensive guard play, as well as heading the Cowboys' recruiting efforts.

A Standout Player

Gary was a standout player and three-year team captain for Tulane from 1989-92. In his career, Gary averaged 6.3 points, 4.3 assists and shot .822 from the free throw line. He finished his career as the school's all-time leader in assists (370) and ranked fourth in career free throw shooting. He still ranks third in career assists and fourth in free throw percentage. In all three seasons Gary recorded at least 100 assists.

As a senior in 1991-92 Gary started all 31 games averaging 5.0 points per game while handing out 101 assists with just 40 turnovers. That season Gary led the Green Wave to a 22-9 record and the school's first NCAA tournament win.

From A Basketball Family

Gary comes from a basketball family. His uncle Norman Delph lettered at Tulane in 1962-63, while his cousin Gary Delph lettered from 1980-84 and was a member of two Green Wave NIT teams. Additionally, both of Greg's older brothers played college basketball – Jeff at Vanderbilt and Mark at UNC-Wilmington.

Born on February 14, 1970 in Anderson, IN, Gary is married to the former Claudia Hugill and has three daughters – Gabrielle (5), Logan (3) and Alexandra (18 months). Gary graduated from Tulane in 1992 with a Bachelors' degree in Business.

Coaching Experience:

2000-Present. . Assistant Coach, University of Miami; Coral Gables, Florida
1998-2000 . . . Assistant Coach, Tulane University; New Orleans, Louisiana
1997-1998 . . . Assistant Coach, McNeese State University; Lake Charles, Louisiana
1993-1997 . . . Assistant Coach, Tulane University; New Orleans, Louisiana

Playing Experience:

1989-1992 . . . Three-year letterman, Tulane University; New Orleans, Louisiana

Education:

1992. . . . . B.A. in Business, Tulane University; New Orleans, Louisiana

Personal:

Born: . . . . . February 14, 1970 in Anderson, IN
Wife: . . . . . The former Claudia Hugill
Children: . . . . Gabrielle (5), Logan (3) and Alexandra (18 months)



Assistant Coach Anthony Anderson



Anderson enters his first season as a member of the Hurricanes coaching staff. Anderson joins the UM coaching staff after spending the last two seasons as an assistant at the University of Texas in Arlington.

Back With Perry Clark

This marks Anderson's second stint as an assistant coach under Clark. Prior to his tenure at Texas-Arlington, Anderson served as an assistant to Clark during the 1999-00 season at Tulane University, helping guide the Green Wave to a 20-11 record, the Conference USA National Division crown and a trip National Invitational Tournament.

Collegiate Coaching Success

Before joining Clark at Tulane, Anderson served two seasons as an assistant coach at the University of New Orleans. During his tenure with the Privateers, Anderson helped UNO record the school's first road wins over a BIG EAST and Pac-10 school, and set school records for highest field goal percentage in a conference game and fewest points allowed in a conference game.

The Privateers also led the Sun Belt Conference in scoring defense (63.9 ppg) and field goal percentage defense (.427) in 1998-99.

Anderson began his coaching career in 1995 as an assistant coach, recruiting coordinator and academic advisor at Paris (Texas) Community College, and also served one season (1996-97) as an assistant at his alma mater, McNeese State, helping lead the Cowboys to their first Southland Conference title since 1977-78.

In his one season at McNeese State, the Cowboys had one of the most potent offenses in the nation. McNeese State ranked eighth in the nation in field goal percentage (.492) and 10th in scoring (82.0 ppg) en route to an 18-12 record. The team also set records for points in a half (68) and assists in a game (32).

An Outstanding Player

Anderson was a starting guard for McNeese State from 1992-94 and earned his bachelor's degree in sociology in 1995. He served as a student assistant at McNeese State during the 1994-95 season.

Anderson played two seasons at Lakes Community College in Esterville, Iowa earning All-Conference honors. He is a 1990 graduate of Slidell (LA) High School, where he earned All-State honors and was named outstanding player in the district as a senior.

Anderson and his wife, Kimmy, have three sons, Anthony (14), Antwann (5) and Andre (2).

Coaching Experience:

2002-Present. . Assistant Coach, University of Miami, Coral Gables, FL
2000-2002 . . . Assistant Coach, University of Texas-Arlington, Arlington, TX
1999-2000 . . . Assistant Coach, Tulane University, New Orleans, LA
1997-1999 . . . Assistant Coach, University of New Orleans, New Orleans, LA
1996-1997 . . . Assistant Coach, McNeese State University, Lake Charles, LA
1995-1996 . . . Assistant Coach, Paris Community College, Paris, TX

Playing Experience:

1992-1994 . . . Two-year letterman, McNeese State University, Lake Charles, LA
1990-1992 . . . Two-year letterman, Iowa Lakes Community College, Esterville, IA

Education:

1995. . . . . B.A. in Sociology, McNeese State University, Lake Charles, LA

Personal:

Born: . . . . . October 7, 1971 in Milwaukee, WI
Wife: . . . . . The former Kimmy Deas
Children: . . . . Anthony (14), Antwann (5) and Andre (2)



Assistant Coach Brock Kantrow



Brock Kantrow enters his third season as a member of the Hurricane coaching staff. Kantrow came to Miami from Tulane where he served as an administrative assistant in the Green Wave basketball office from 1997-99 before being promoted to assistant coach prior to the 1999-2000 campaign.

His responsibilities at UM include coaching the Hurricanes' offense, practice preparation, scouting, player development and on-floor instruction.

Early Collegiate Success

In his first season as a member of the Tulane coaching staff, Kantrow helped guide the Green Wave to a 20-11 record, their first since 1996-97, the Conference USA National Division crown and a trip National Invitational Tournament.

Over his first two seasons at Miami, Kantrow has helped lead the Hurricanes to a to a 40-21 (.656) record and two consecutive postseason appearances.

Last season Miami finished with a 24-8 record and recorded school's fourth NCAA tournament berth in the last five seasons. The 24 wins set a school single-season record while the Hurricanes 14 consecutive victories to open the season marked the best start in school-history and tied the UM record for consecutive wins.

The Hurricanes reached as high as No. 11 in the national rankings while posting three wins over ranked teams. The Hurricanes, who were not ranked in the preseason, were ranked for the final 13 weeks of the season. Miami ended the season ranked No. 21 by the Associated Press.

In his first season at UM, Kantrow helped lead a young and inexperienced team to a 16-13 mark and a trip to the National Invitation Tournament.

Kantrow has made an immediate impact on the Hurricanes' offense in his first two seasons. Last season Miami scored 2395 points for an average of 74.8 per game. The point total and scoring average are the highest for Miami since the 1988-89 season.

Miami has also bettered the UM single-season team records for three-point field goals and three-point field goal attempts in each of the last two seasons. Last season Miami connected on 236 three-point field goals in 684 attempts breaking the old marks of 206 three-point field goals and 595 attempts set in 2000-01.

A Successful High School Coach

Prior to his stint at Tulane, Kantrow was a successful high school coach in Shreveport, LA. After graduating with a Bachelor's degree in General Studies from LSU-Shreveport in 1992, Kantrow took over the head coaching duties at his alma mater, Loyola College Prep, a Class 2A school in Shreveport, LA.

Kantrow returned to his alma mater with the goal of revitalizing the program and that is exactly what he did turning a doormat program into one of the strongest in Northwest Louisiana.

From 1993-97, Kantrow recorded four consecutive winning seasons, posted a career record of 73-35 (.676), won two district championships and was twice named District Coach of the Year. Three times he was honored as the Caddo Parish Coach of the Year (1994, 1996, 1997) and he is still the school's all-time winningest coach.

During his tenure Kantrow guided Loyola to many milestones. His teams recorded four consecutive winning seasons including back-to-back 20-win seasons. Both accomplishments marked the first of their kind in Loyola history.

Kantrow's teams also set school records for wins in a season and best single season winning percentage. Three times his teams earned rankings in the Louisiana Sports Writers Association Top-10 poll.

A Proven Teacher

During his time at Loyola, Kantrow proved to be a great developer of talent. In just four seasons, Kantrow sent four players to Division I programs including Billy Thomas (Kansas), Skylard Owens (Notre Dame), Nick Sinville (Tulane) and Reggie Cooksey (Centenary).

Kantrow played high school basketball at Loyola College Prep where he graduated as the school's career assists leader. He was born on September 24, 1969 and is married to the former Jennifer Waits. The two have a three-year old son Henry and an eight month old daughter, Abbegail.

Coaching Experience:

2000-Present. . Assistant Coach, University of Miami; Coral Gables, Florida
1999-2000 . . . Assistant Coach, Tulane University; New Orleans, Louisiana
1997-1999 . . . Administrative Assistant, Tulane University; New Orleans, Louisiana
1993-1997 . . . Head Coach, Loyola College Prep, Shreveport, Louisiana

Education:

1992. . . . . B.A. in General Studies, LSU-Shreveport, Shreveport, Louisiana

Personal:

Born: . . . . . September 24, 1969 in Shreveport, LA
Wife: . . . . . The former Jennifer Waites
Children: . . . . Henry (3) and Abbegail (eight months)



Support Staff



Geoff Schimberg
Director of Basketball Operations

Geoff Schimberg enters his first season on the University of Miami staff, serving as Director of Basketball Operations. Schimberg supervises the day-to-day operations of the basketball program.

Schimberg joins the Hurricane staff after serving five seasons at Cincinnati, the last two as Assistant to the Athletic Director for Basketball Operations. In that role he supervised the operations of the basketball program and served as a liaison with the administration. Schimberg also supervised the players' academics guiding the 2001-02 squad to the highest men's basketball team GPA in Conference USA. In addition, three members of the team graduated early.

From 1996-99 Schimberg was administrative assistant on the Cincinnati staff assisting with the day-to-day functions of the program and overseeing video operations. In the fall 1999, he left to join the San Antonio Spurs as an assistant video coordinator, only to accept a position a few months later as the head coach and general manager of the Jacksonville franchise of the American Basketball Association.

Schimberg brings a wealth of coaching and administrative experience to Miami. He began his coaching career while a student at Washington University in St. Louis, serving as an aide in the high school ranks. He spent six seasons (1986-92) on the St. Louis University staff, during which time the Billikens compiled a 111-83 record, made two NIT finals appearances and established a school single-season record for victories..

Schimberg served as head coach of Olney (IL) Central College from 1992 to 1996 registering an 83-44 (.654) record. His winning percentage ranks second all-time at the school, while his 1996 team cracked the NJCAA top 20 rankings.

Schimberg earned a Bachelor's of Arts Degree in Political Science from Washington University in 1986, and received his Juris Doctor from St. Louis University Law School in 1989.



Jesus Labrada
Video Coordinator

Jesus Labrada enters his fifth season with the University of Miami basketball program. Labrada was promoted to the position of video coordinator this season after spending the last four seasons as a graduate assistant.

In his capacity as video coordinator Labrada overseas all aspects of video operations including film exchange, practice and game film edits, opponent game film breakdowns, and the production of the end of season team and senior highlight videos. In addition, Labrada assists with on-campus recruiting. Labrada also does advanced scouting for the New York Liberty of the WNBA and has served the last four seasons as co-director of the Hurricanes Summer Basketball Camp.

Labrada was a four-year letterman in basketball (1993-97) at Tusculum College, a NCAA Division II institution in Greenville, TN. Labrada also served as an assistant coach at Tusculum for one season (1997-98) working with the Pioneer's backcourt and assisting with the day-to-day operations of the basketball program.

He earned a Bachelor of Science Degree in Physical Education from Tusculum in 1997 and is currently pursuing a Master's Degree in Sports Administration at the University of Miami.

Labrada is single and currently resides in Kendall.



Stacey Bunting
Assistant Athletic Director for Ticket Operations



Karen Fuller
Staff Associate

Currently in her 10th season as a member of the Miami basketball family, Fuller handles many assignments including the role of office manager.



Ralph Nogueras
Assistant Equipment Manager



Christopher Polanco
Head Manager

Polanco is in his third season with the Hurricanes. He is a senior majoring in Marketing.



David Andel
Manager

Andel is in his fourth season at Miami. He is a senior majoring in Business.



Ronny Cohen
Manager

Cohen is in his first season with Miami. He is a sophomore majoring in Finance.



Mark Shuster
Manager

Shuster is in his second season with the Hurricanes. He is a senior majoring in Sports Management.



Craig Thompson
Manager

Thompson is in his fourth season at Miami. He is a senior majoring in Finance and Marketing.

Not Pictured:

Jason Abrahams - Manager

Heath Glick - Manager

Greg Gurley - Manager

Kory Vaughn - Manager

Dov Wilker - Manager





#12 Rafael Berumen

6-9, 255, Senior, Forward/Center, Los Angeles, CA

IN THE PAINT

Favorite Sports Team: Los Angeles Lakers
Favorite Movie: Friday
Favorite TV Show: Fresh Prince
Favorite Actor: Kevin Spacey
Favorite Magazine: Slam
Favorite Musical Artist: Tha Dogg Pound
Most Prized Possession: My daughter
The Person Who Has Been The Biggest Influence In My Life: My parents
First Impression of Miami: Beautiful
Best Sports Memory: Scoring 54 points in only three quarters against Agoura in high school.

At Miami

Senior who will compete for starting duties at center this season…gives Miami an additional scoring threat in the paint…has a nice touch around the basket but can also step out to 17 feet and hit consistently…has good size and strength, and is a very good passer…a solid position rebounder who will help the Hurricanes on the boards.

As a Junior (2001-02)

Played in 31 games averaging 2.9 points and 2.0 rebounds in 8.5 minutes per game…Miami's leading scorer off the bench…ranked second on the team in field goal percentage (.561)…averaged 13.6 points and 9.3 rebounds per 40 minutes. In the Regular Season: Played 16 minutes in the season-opener against Eastern Michigan (11-18-01) and recorded three points, four rebounds and two blocks…recorded six points and a season-high six rebounds against Florida Atlantic (11-26-01)…recorded a career-high 10 points to go with three rebounds and two assists against Florida International (12-3-01)...was 5-7 from the field…recorded eight points and three rebounds in 11 minutes off the bench against No. 21 Indiana (12-15-01)...was 3-5 from the field and 2-3 from the line…registered seven points and three rebounds in 16 minutes of work against Charlotte (12-22-01)...was 3-6 from the field and recorded one block and one steal…played 10 minutes against St. Francis-PA (12-30-01) and recorded four points, two assists and one block…recorded four points, four rebounds, two assists and one steal in seven minutes against Georgetown (1-2-02)…recorded two rebounds, one assist and a career-high four steals against Connecticut (2-2-02)…playing 16 minutes against Notre Dame (2-23-02) and recorded six points (3-3 FG), one rebound, one assist, two blocks and one steal. **In the BIG EAST Tournament:** Played in both games averaging 6.0 points and 3.5 rebounds...was 5-8 from the field and 2-2 from the line...played a season-high 17 minutes against Georgetown (3-7-02) recording 10 points and four rebounds...was 4-6 from the field and 2-2 from the line...played five minutes versus Pittsburgh (3-7-02) recording two points and three rebounds. **In the NCAA Tournament:** Recorded one point and one rebound in one minute of work against Missouri (3-14-02).

At Los Angeles City College (2000-01)

Led team to a 32-4 record averaging 18 points, nine rebounds and three assists per game…first-team All-Conference selection…stepped up his game in conference games averaging 26 points and 10 rebounds per contest as team finished a perfect 8-0 conference mark.

At New Mexico (1999-00)

Played in 16 games as a freshman averaging 0.5 points and 1.5 rebounds per game.

High School

Simi Valley…rated as the nation's No. 5 prep forward by Athlon prior to his senior season…averaged 24.2 points, 11.3 rebounds and 3.6 assists per game as a senior earning first-team All-State honors by Cal-Hi Sports magazine…shot 62.8 percent from the field and 72.5 percent from the line…led team to 28-3 record as a senior and a trip to the semifinals of the state tournament…finished third on the school's all-time scoring list with 1,960 points and second on its career rebounding list (941)…coached by Dean Bradshaw.

Personal

Full name is Rafael Berumen…name is pronounced ba-ROO-mun…nickname is Big Dawg…born January 20, 1981 in Los Angeles…majoring in Liberal Arts…has one brother, Philip (26)…son of Maria Gonzalez and Rafael Berumen.





CAREER HIGHS

Points	10 vs. two opponents (last vs. Georgetown, 3-7-02)
FGM	5 vs. Florida International (12-3-01)
FGA	7 vs. Florida International (12-3-01)
3-PT FGM	1 vs. Howard (11-29-01)
3-PT FGA	1 vs. two opponents (last vs. Howard, 11-29-01)
FTM	3 vs. Eastern Michigan (11-18-01)
FTA	4 vs. two opponents (last vs. Eastern Michigan, 11-18-01)
Rebounds	6 vs. Florida Atlantic (11-26-01)
Assists	2 vs. five opponents (last vs. Georgetown, 1-2-02)
Blocked Shots	2 vs. three opponents (last vs. Notre Dame, 2-23-02)
Steals	4 vs. Connecticut (2-2-02)
Minutes	19 vs. Arizona (1999-00 at New Mexico)

BERUMENS CAREER STATISTICS

					3-Point				Rebounds							
Year	GP-GS	MIN-AVG.	FGM-FGA	PCT.	FGM-FGA	PCT.	FTM-FTA	PCT.	OFF	DEF	TOT-AVG.	AS	ST	BK	TO	PF-DQ	PTS-AVG.
2000-01	16-0	113-7.1	2-12	.167	0-1	.000	4-9	.444	10	14	24-1.5	3	3	4	7	22-1	8-0.5
2001-02	31-0	262-8.5	37-66	.561	1-1	1.000	14-25	.560	28	34	62-2.0	19	11	9	22	54-0	89-2.9
Total	47-0	375-8.0	39-78	.500	1-2	.500	18-34	.529	38	48	86-1.8	22	14	13	29	76-1	97-2.1



#13 Paulo Coelho

6-2, 188, Senior, Guard, Figueira de Foz, Portugal

IN THE PAINT

Favorite Athlete:
Michael Jordan because of what he represents both on and off the court
Favorite Sports Team:
Ginasio Clube Figueirense
Favorite Movies:
Good Will Hunting, Armaggedon and Silence of the Lambs
Favorite TV Shows:
The Tonight Show and Seinfeld
Favorite Actor:
Bruce Willis
Favorite Actress:
Jodie Foster
Favorite Book:
Contact by Carl Sagan
Favorite Music:
Rock
Favorite Artists:
Garbage, Pearl Jam, Smashing Pumpkins
Favorite Meal:
Steak, fries, salad and an ice cold coke
Most Prized Possession:
My Portuguese national team and Ginasio Club team jerseys
Advice To Young Children Playing Basketball:
Follow your dreams, work for them...when you go for something you really want you should never ever quit
If I Were Not Playing Basketball At Miami I Would:
Be playing on a Portuguese team and taking college classes

At Miami

Fifth-year senior who will compete for playing time at both point guard and shooting guard…a tremendous shooter with good court vision and savvy…brings a wealth of international experience to the Hurricane backcourt.

As a Junior (2001-02)

Played in 18 games averaging 0.7 points, 0.2 rebounds and 0.3 assists in 3.8 minutes per game. In the Regular Season: Played six minutes off the bench in the Hurricanes' season-opener against Eastern Michigan (11-18-01) and recorded two rebounds…played a season-high 13 minutes against Lafayette (11-24-01) recording three points, one rebound and two assists…played three minutes against Florida Atlantic (11-26-01)...recorded one assist…played under one minute in the Hurricanes' victory over cross-town rival Florida International (12-3-01)…played six minutes against Florida A&M (12-18-01) recording a season-high five points and one steal…scored two points in three minutes against LSU (12-27-01)...was 2-2 from the line and recorded one steal…recorded one steal in six minutes off the bench against Virginia Tech (1-12-02)…saw five minutes of action against Providence (1-19-02) recording one rebound, one block and one steal…recorded one assist in one minute against St. John's (2-13-02)…recorded one assist in less than a minute of play against Rutgers (2-17-02)…recorded three points in three minutes of action against Providence (2-26-02). **In the BIG EAST Tournament:** Did not score in three minutes of action against Georgetown (3-7-02)...did not play against Pittsburgh (3-8-02). In the NCAA Tournament: Did not score in two minutes of action against Missouri (3-14-02).

As a Redshirt (2000-01)

Sat out the entire season after suffering a torn anterior cruciate ligament in his right leg prior to the season.

As a Sophmore (1999-00)

Played in 31 games last season making four starts…averaged 2.0 points, 0.9 rebounds and 1.3 assists per game…ranked second on the team with a 1.44-to-1 assist to turnover ratio. **In the Regular Season:** Made fourth career start versus Notre Dame (2-26-00) and recorded eight points to go with two rebounds, two assists and three steals…recorded seven points, three rebounds and tied career-highs with seven assists and three steals against Florida Atlantic (12-27-99)…scored a career-high nine points and tied his career-high with four rebounds against Illinois State (12-22-99)…started and played 17 minutes against UNC Charlotte (12-7-99)...recorded two points, one rebound, two assists and two steals…made second career start against Memphis (12-4-99) and recorded two points, a career-high four rebounds and six assists in a career-high 36 minutes of action…made first career start and recorded six points and a career-high seven assists against Monmouth (11-23-99). **In the BIG EAST Tournament:** Played in both games averaging 1.5 minutes per contest...did not score in two minutes against Notre Dame (3-9-00)...played one minute versus St. John's (3-10-00). **In the NCAA Tournament:** Came off the bench to play five minutes against Arkansas (3-17-00)...did not score...played two minutes against Tulsa (3-24-00) recording one rebound.

As a Freshman (1998-99)

Played in 20 games averaging 1.0 points, 0.3 rebounds and 0.8 assists in 5.8 minutes per game…missed first three games of the season while serving a three-game penalty handed down by the NCAA and the University of Miami for his participation in three club games over the summer in Portugal. **In the Regular Season:** Saw first game action at No. 8 Kentucky and did not score in one minute of work…played 10 minutes against Central Florida (12-11-98) and recorded a career-high three points to go with one assist and a team-high three steals…played a career-high 33 minutes against Pittsburgh (1-30-99) recording five points, two rebounds, two assists, one block and two steals...was 1-2 from the field, both from three point range, and 2-2 from the line…played 13 minutes off the bench against Villanova (2-16-99) and recorded six assists with no turnovers...scored six points on 1-4 shooting from the floor, all from three-point range, and 3-4 from the line…played six minutes against Pittsburgh (2-23-99) handing out two assists while recording no turnovers. **In the BIG EAST Tournament:** Was on the active roster but did not see any action. **In the NCAA Tournament:** Played in both games...averaged 2.5 minutes per game.

At Universidad de Porto

Attended one year, studying pre-medicine, but did not play basketball because school did not have a team.

High School

Attended Escola Secundaria Dr. Joaquin de Carvalho but did not play basketball because school did not have a team.

Club Ball

Starting point guard for the world team that defeated the United States at the NIKE Hoop Summit at the 1998 Final Four in San Antonio, TX…was one of only three Europeans selected to attend the prestigious NIKE All-America Camp in Indianapolis, IN…has been a member of Ginasio Clube Figueirense since the age of seven…started all 15 games for Ginasio in 1997-98 and averaged 17.4 points and 2.3 rebounds per game…was named the 1997 MVP of the Portuguese amateur league…was team captain of the Under-16 National Team that recorded a 9th-place finish, Portugal's best ever, at the European Championships.

Personal

Full name is João Paulo Coelho…name is pronounced JAY-o POW-lo Ko-A-lo...Chemistry/Education major…born March 14, 1979 in Marinha Grande, Portugal…enjoys working on his computer, listening to music, watching movies and competing in other sports such as soccer, tennis and swimming in his spare time…lists Contact by Carl Sagan as his favorite book…has one brother, Pedro Miguel (18)…son of Vitor Manuel and Ana Margarida Coelho…father is a former member of the Portuguese National Basketball team while his mother is a former gold medal winning swimmer at the Portuguese National Championships.





CAREER HIGHS

Points	9 vs. Illinois State (12-22-99)
FGM	3 vs. two opponents (last vs. Notre Dame, 2-26-00)
FGA	9 vs. Notre Dame (2-26-00)
3-PT FGM	2 vs. three opponents (last vs. Notre Dame, 2-26-00)
3-PT FGA	5 vs. two opponents (last vs. Notre Dame, 2-26-00)
FTM	3 vs. two opponents (last vs. Bethune-Cookman, 11-30-99)
FTA	4 vs. two opponents (last vs. Bethune-Cookman, 11-30-99)
Rebounds	4 vs. two opponents (last vs. Illinois State, 12-22-99)
Assists	7 vs. two opponents (last vs. Florida Atlantic, 12-27-99)
Blocked Shots	1 vs. three opponents (last vs. Providence, 1-19-02)
Steals	3 vs. three opponents (last vs. Notre Dame, 2-26-00)
Minutes	36 vs. Memphis (12-4-99)

COELHO'S CAREER STATISTICS

					3-Point				Rebounds							
Year	GP-GS	MIN-AVG.	FGM-FGA	PCT.	FGM-FGA	PCT.	FTM-FTA	PCT.	OFF	DEF	TOT-AVG.	AS	ST	BK	TO	PF-DQ	PTS-AVG.
1998-99	20-0	116-5.8	5-16	.312	3-13	.231	7-9	.778	1	5	6-0.3	6	5	1	11	10-0	20-1.0
1999-00	31-4	313-10.1	19-70	.271	9-39	.231	14-19	.737	3	26	29-0.9	39	21	1	27	43-1	61-2.0
2000-01		Redshirt Season															
2001-02	18-0	69-3.8	3-15	.200	3-10	.300	4-4	1.000	0	4	4-0.2	6	5	1	7	15-0	13-0.7
Total	59-4	498-8.4	27-101	.267	15-62	.242	25-32	.781	4	35	39-0.7	51	31	3	45	68-1	94-1.6



#14 Rodrigue Djahue

6-7, 265, Junior, Forward, Abidjan, Ivory Coast

IN THE PAINT

Favorite Athlete: Larry Johnson
Favorite Movie: Scary Movie
Favorite TV Show: Martin
Favorite Actor: Martin Lawrence
Favorite Book: The Bible
Favorite Magazine: Sports Illustrated
Favorite Music: Classical, Jazz
My Advice to Youngsters: Never let someone take away your happiness.
Most Prized Possession: My old jersey that I brought from home.
If I were not playing college basketball I would: Be a power lifter or soccer player.

At Miami

Junior forward who adds depth to the Hurricane front court…has exceptional strength and gives Miami a physical presence down low…has good moves and a nice shooting touch around the basket…has tremendous leaping ability and is very agile for a player his size.

As a Sophomore (2001-02)

Played in 30 games averaging 1.7 points and 1.7 rebounds per game…averaged 10.2 points and 10.0 rebounds per 40 minutes. **In the Regular Season:** Recorded three points and a season-high six rebounds in the Hurricanes' season-opener against Eastern Michigan (11-18-01)…scored four points in 11 minutes against Clemson (11-20-01)…posted four points, three rebounds, one assist and two steals in a season-high 13 minutes against Florida Atlantic (11-26-01)…recorded four points, two rebounds and one assist against Howard (11-29-01)…played five minutes against Florida International (12-3-01) recording three points and two rebounds…recorded one rebound in two minutes of action against Texas A&M (12-8-01)…played nine minutes off the bench against No. 21 Indiana (12-15-01) and registered five rebounds, one point and one steal…recorded two points, two rebounds and two assists against Florida A&M (12-18-01)…played his best game of the year against St. John's (1-8-02) recording eight points and four rebounds in 11 minutes off the bench…was 4-4 from the field…recorded four points, one rebound, one block and tied a career-high with three steals vs. Villanova (1-24-02)…played seven strong minutes against Connecticut (2-2-02) recording eight points and three rebounds…was 3-3 from the field and 2-2 from the line…scored two points in nine minutes against Boston College (2-10-02)…recorded two points and one rebound in six minutes against St. John's (2-13-02)…played 17 minutes against Rutgers (2-17-02) recording four points, six rebounds, one block and one steal…played five minutes in Miami's regular-season finale against Virginia Tech (3-2-02) recording two rebounds and one block. **In the BIG EAST Tournament:** Played in both contests averaging 1.0 rebounds in 3.5 minutes per game…played five minutes against Georgetown (3-7-02) recording one rebound…played two minutes against Pittsburgh (3-8-02) recording one rebound. **In the NCAA Tournament:** Played six minutes against Missouri (3-14-02) recording one rebound and one assist.

As a Freshman (2000-01)

Came off the bench to play in 27 of 29 games…averaged 4.1 points and 2.7 rebounds per game. **In the Regular Season:** Recorded 11 points, eight rebounds and two steals in collegiate debut versus Florida Atlantic (11-18-00)…played 18 minutes off the bench against Columbia (11-21-00) recording six points and seven rebounds…tied for team-high honors with 16 points against Northeastern (11-25-00)…also recorded four rebounds, one assist, one block and two steals in 19 minutes off the bench…was 6-9 from the field and 4-5 from the line…recorded two points, one rebound and one steal in 17 minutes off the bench against Charlotte (11-28-00)…recorded two points, five rebounds and two steals in 13 minutes of action against North Carolina (12-4-00)…scored six points and pulled down four rebounds in 20 minutes of action against Central Florida (12-9-00)…recorded eight points and five rebounds in twenty minutes of action against Eastern Illinois (12-18-00)…played 11 minutes against Memphis (12-21-00) and recorded two points, three rebounds and one block…recorded three points, one rebound, one assist, one block and one steal against Lehigh (12-27-00)…recorded 11 points, four rebounds, two blocks and one steal in 16 minutes against Tennessee-Martin (12-29-00)…recorded two points and two rebounds in four minutes against Boston College (1-7-01)…played 12 minutes against Boston College (1-13-01) and recorded two points, one rebound and one assist…recorded 10 points and four rebounds in 14 minutes off the bench against Providence (1-16-01)…played nine minutes against No. 15 Connecticut (1-20-01) and recorded two points, two rebounds and one steal…recorded eleven points (4-5 FG, 3-4 FT) and five rebounds against Virginia Tech (2-6-01). **In the BIG EAST Tournament:** Recorded four points and two rebounds in 12 minutes off the bench in Miami's opening round BIG EAST Tournament game versus Pittsburgh (3-7-01). **In the National Invitation Tournament:** Did not play in UM's NIT game versus Auburn (3-14-01).

As a Redshirt (1999-00)

Sat out the season while rehabilitating from back surgery to repair a herniated disc in his back.

High School

Miami Northwest Christian Academy…did not play his senior season due to a herniated disc in his back…averaged averaged 17.2 points, 12.2 rebounds and 2.5 blocks per game as a junior…led team to a 34-5 record and the District Championship…team also won the Regional Championship and advanced to the Final Four of the State Tournament…also played soccer…coached in basketball by Anthony Pujol.

Personal

Full name is Rodrigue Alfred Djahue…nickname is DJ…born June 9, 1980 in Abidjan, Ivory Coast…name is pronounced Rod-REEK ZSHA-way…enjoys going to the movies, listening to music and cooking in his spare time…lists Larry Johnson as his favorite athlete…son of Albert Djahue and Christine Bai…has 12 brothers and sisters…majoring in Business Management.





CAREER HIGHS

Points	16 vs. Northeastern (11-25-00)
FGM	6 vs.Northeastern (11-25-00)
FGA	11 vs. Florida Atlantic (11-18-00)
3-PT FGM	1 vs.Eastern Michigan (11-18-01)
3-PT FGA	2 vs. Eastern Michigan (11-18-01)
FTM	4 vs. Northeastern (11-25-00)
FTA	5 vs. two opponents (last vs. Tennessee-Martin, 12-29-00)
Rebounds	8 vs.Florida Atlantic (11-18-00)
Assists	2 vs. Florida A&M (12-18-01)
Blocked Shots	2 vs. Tennessee-Martin (12-29-00)
Steals	3 vs. two opponents (last vs.Villanova, 1-24-02)
Minutes	20 vs. two opponents (last vs. Eastern Illinois, 12-18-00)

DJAHUE'S CAREER STATISTICS

					3-Point				Rebounds								
Year	GP-GS	MIN-AVG.	FGM-FGA	PCT.	FGM-FGA	PCT.	FTM-FTA	PCT.	OFF	DEF	TOT-AVG.	AS	ST	BK	TO	PF-DQ	PTS-AVG.
2000-01	27-0	300-11.1	47-108	.435	0-1	.000	17-32	.531	32	41	73-2.7	10	11	7	23	60-1	111-4.1
2001-02	30-0	204-6.8	22-56	.393	1-2	.500	7-17	.412	22	29	51-1.7	6	7	3	13	25-0	52-1.7
Total	57-0	504-8.8	69-164	.421	1-3	.666	24-49	.490	54	70	124-2.2	16	18	10	36	85-1	163-2.9



#34 William Frisby

6-8, 233, Junior, Forward, Bay Shore, NY

IN THE PAINT

Favorite Athlete: Minnesota Timberwolves for ward Kevin Garnett because of his versatility.
Favorite Sports Team: Los Angeles Lakers
Favorite Movie: Scarface
Favorite TV Show: In Living Color
Favorite Actor: Al Pacino
Favorite Book: Keepin' It Real by Kevin Powell
Favorite Magazine: Slam
Favorite Meal: Lasagna
Advice to Youngsters: Anything can be accomplished with hard work.
If I were not playing college basketball I would: Still be going to work ing on a degree at UM and doing some mod eling on the side.
Biggest Influence in my life: My mother. She has taught me to be the man that I am today.

At Miami

Junior who will battle for time at power forward and center this season…a tremendous athlete who is expected to help the Hurricanes with his defense and rebounding…is always around the basketball...runs the floor very well and has great leaping ability.

As a Sophomore (2001-02)

Played in 26 games averaging 1.5 points and 1.4 rebounds in 5.6 minutes per game…averaged 10.9 points and a team-high 10.1 rebounds per 40 minutes. In the Regular Season: Made his collegiate debut against Eastern Michigan (11-18-01)...played 12 minutes recording two points and season-high five rebounds…recorded three rebounds in 12 minutes against Alabama-Birmingham (11-19-01)…scored two points and pulled down four rebounds against Lafayette (11-24-01)… recorded two rebounds, one block and one steal in eight minutes of action against Florida Atlantic (11-26-01)…played six minutes against Florida International (12-3-01) recording one assists…recorded three points and one rebound in seven minutes of action against Florida A&M (12-18-01)…recorded a career-high five points and two rebounds in eight minutes against St. Francis-PA (12-30-01)…recorded two points in five minutes against Pittsburgh (1-15-02)…posted two points, connecting on his only field goal attempt of the day, and one rebound in five minutes of action against Providence (1-19-02)…recorded one rebound, one assist and one block in three minutes of action against Villanova (1-24-02)…played a career-high 13 minutes against Boston College (2-10-02) recording five points, two rebounds, one block and one steal...was 2-3 from the field and 1-2 from the line…played eight minutes against St. John's (2-13-02) recording two points, one block and matched a career-high with five rebounds…recorded two points and one block in three minutes against Notre Dame (2-23-02)…recorded three points and one rebound against Virginia Tech (3-2-02). **In the BIG EAST Tournament:** Played in both games averaging 3.0 points and 1.0 rebounds in 5.5 minutes per contest...scored a career-high six points and pulled down two rebounds against Georgetown (3-7-02)...did not score in two minutes of action against Pittsburgh (3-8-02). **In the NCAA Tournament:** Played a career-high 14 minutes against Missouri (3-14-02) recording two points and a career-high seven rebounds.

At Fresno City College (2000-01)

Played only one season at Fresno City College…first-team All-District and All-Central Valley Conference selection after averaging 23.2 points, 14.3 rebounds and 3.0 blocks per game…shot 57.8 percent from the field and 79.4 percent from the line…team captain and MVP.

Prep School

Cheshire Academy…first-team All-Conference and second-team All-State selection…averaged 20 points, 13 rebounds and 3.6 blocks per game…team captain and MVP…led team to 24-3 record and semifinal berth in the playoffs…coached by Bill Casson.

High School

Bay Shore…four-year starter...averaged 18 points, 16 rebounds and three blocks per game as a senior...first-team All-State selection as a senior...All-District and All-County selection last three seasons...team captain and MVP his final three seasons...was a wide receiver and tight end on the football team as a freshman, sophomore and junior...coached in basketball by Kenny Parham.

Personal

Full name is William E. Frisby…nicknames are Friz and Cloud 9…born June 6, 1981 in New York…majoring in Liberal Arts…would like to become a teacher once his basketball career is over…son of Lynn Gillard and Vincent Rountree…enjoys reading and writing in free time…has worked as a model.





CAREER HIGHS

Points	6 vs. Georgetown (3-7-02)
FGM	3 vs. Georgetown (3-7-02)
FGA	5 vs. two opponents (last vs. Missouri, 3-14-02)
3-PT FGM	0
3-PT FGA	1 vs. Eastern Michigan (11-18-01)
FTM	2 vs. two opponents (last vs. Notre Dame, 2-23-02)
FTA	2 vs. six opponents (last vs. Virginia Tech, 3-2-02)
Rebounds	7 vs. Missouri (3-14-02)
Assists	1 vs.three opponents (last vs. Boston College, 1-29-02)
Blocked Shots	1 vs. six opponents (last vs. Missouri, 3-14-02)
Steals	1 vs. four opponents (last vs. Georgetown, 3-7-02)
Minutes	14 vs. Missouri (3-14-02)

FRISBY CAREER STATISTICS

					3-Point				Rebounds							
Year	GP-GS	MIN-AVG.	FGM-FGA	PCT.	FGM-FGA	PCT.	FTM-FTA	PCT.	OFF	DEF	TOT-AVG.	AS	ST	BK	TO	PF-DQ	PTS-AVG.
2001-02	27-0	150-5.6	16-35	.457	0-1	.000	9-14	.643	18	20	38-1.4	3	4	6	15	36-0	41-1.5



#33 James Jones

6-8, 225, Senior, Forward, Miami, FL

IN THE PAINT

Favorite Athlete: Cleveland Indians second baseman Ricky Gutierrez
Favorite Sports Team: Milwaukee Bucks
Favorite Movie: Saving Private Ryan
Favorite TV Show: Steve Harvey
Favorite Actor: Chris Tucker
Favorite Book: 20,000 Leagues Under the Sea
Favorite Music: Rap
Favorite Meal: Spaghetti
Advice To Young Children Playing Basketball: Know the things that you want and pursue them to the fullest
Most Prized Possession: My photos of my little sisters
If I Were Not Playing Basketball at Miami I would be: Attending college on an academic scholarship
Most Memorable Moment: Winning the District 13-6A championship during my junior year of high school
First Impression of Miami: It is an up and coming program
Favorite Leisure Time Activity: Fishing, playing cards, bowling and skiing
The Biggest Influence In My Life Has Been: My mother

At Miami

Returning starter at power forward…preseason second-team All-BIG EAST selection by The Sporting News...preseason third-team All-Conference selection by Athlon Sports...rated as the BIG EAST's Best Athlete by Street & Smith's...an explosive scorer who can score from around the basket or from the perimeter…gives Miami a shot blocking threat down low with his excellent timing and leaping ability…can also play small forward…an accomplished student who has earned BIG EAST All-Academic honors each of his first three seasons...team captain.

As a Junior (2001-02)

Third-team All-BIG EAST Selection…2002 Verizon Academic All-District III selection...started all 31 games at power forward averaging 12.8 points, 6.3 rebounds, 1.5 assists, 2.4 blocks and 1.3 steals…led team in rebounding and blocks...ranked third on the team in scoring...ranked third in the BIG EAST and 25th in the nation in blocks…led or tied for the team lead in scoring five times...led the team in rebounding 11 times...recorded four double-doubles…ranks third on Miami's career blocked shots list (142)...his 78 blocks on the season ranks third on UM single-season list...joins Constantin Popa and Tito Horford as the only Hurricanes to record 70-or-more blocks in a season. **In the Regular Season:** Recorded first double-double of the season with 15 points and 15 rebounds against Florida Atlantic (11-26-01)...matched his career-high in rebounding and set a new career-high with four assists…recorded 18 points and tied a UM school-record with eight blocks against Florida International (12-3-01)...also registered two assists and eight rebounds…was named MVP of the Orange Bowl Basketball Classic after registering 13 points, 13 rebounds and five blocks against No. 21 Indiana (12-15-01)…scored a career-high 22 points to go with two rebounds, two assists, two blocks and two steals versus Georgetown (1-2-02)...was 7-13 from the field, including 3-5 from three-point range and 5-5 from the line…had 12 points, four rebounds, three steals and four blocks in a career-high 47 minutes against Pittsburgh (1-15-02)...was 5-10 from the field and 2-2 from the line…recorded career-highs in points (23), assists (5), free throws (12) and free throw attempts (14), to go along with 11 rebounds, two blocks and two steals against Providence (1-19-02)...was 5-9 from the field, including 1-2 from three-point range and 12-14 from the line…had a team-high 19 points and a game-high 12 rebounds versus Boston College (1-29-02)…recorded 21 points, six rebounds, two blocks and two steals against Notre Dame (2-23-02)...was 9-17 from the field, including 2-6 from three-point range, and 1-1 from the line. **In the BIG EAST Tournament:** Started both games averaging 8.0 points, 5.5 rebounds and 2.0 blocks per game...recorded seven points, six rebounds and three blocks against Georgetown (3-7-02)...registered nine points, five rebounds and one block against Pittsburgh (3-8-02). **In the NCAA Tournament:** Had 11 points, five rebounds, one assist and one block against Missouri (3-14-02).

As a Sophomore (2000-01)

Started all 29 games at power forward…averaged 11.9 points, 5.9 rebounds, 1.2 assists, 1.2 steals and 1.6 blocks per game…shot a team-best 41-87 (.471) from three-point range…ranked third on the team in points and second in rebounds, steals and blocks…ranked second on the team with 20 double-figure scoring games...led the team in scoring six times. **In the Regular Season:** Made first career start recording six points as well as seven rebounds and a career-high 7 blocks vs. Florida Atlantic (11-18-00)…recorded then career-highs in points (19) and rebounds (9) against Eastern Illinois (12-18-00)...was 7-12 from the field, including 2-2 from three-point range, and 3-3 from the line...also registered five blocked shots…recorded 13 points, three rebounds, two assists, two blocks and two steals against Memphis (12-21-00)…recorded a team-high 15 points and eight rebounds against Tennessee-Martin (12-29-00)...was 6-11 from the field including 3-3 from three-point range…recorded 15 points, seven rebounds, one assist, one block and one steal against Boston College (1-13-01)…played a career-high 38 minutes against No. 15 Connecticut (1-20-01) and recorded 12 points, a team-high eight rebounds and one assist…played 37 minutes against St. John's (1-22-01) and recorded 17 points, five rebounds, two assists and one steal...connected on a career-high five three-point baskets…played 36 minutes against Providence (1-28-01) and recorded 14 points, eight rebounds and one steal...was a perfect 6-6 from the free-throw line…scored a career-high 21 points and pulled down seven rebounds against No. 22 Seton Hall (2-1-01)...was 8-13 from the field including 5-7 from three-point range…recoreded 16 points, four rebounds, two blocks and an assist in 26 minutes against Virginia Tech (2-06-01)…tied for team-high honors with 14 points and six rebounds against No. 10 Syracuse (1-13-01)…recorded 17 points, four rebounds, an assist and two steals in 35 minutes against Villanova (2-17-01)…recorded 11 points, a game-high seven rebounds, two assists and two blocks against Connecticut (2-24-01). **In the BIG EAST Tournament:** Posted 18 points, four rebounds, one block and one steal in Miami's opening round game against Pittsburgh (3-7-01)...was 7-11 from the field, including 1-3 from three-point range, and 3-4 from the line. **In the National Invitation Tournament:** Scored a game-high 20 points, 17 in the first-half, and pulled down a career-high 15 rebounds against Auburn (3-14-01)...was 7-13 from the field including 2-5 from three-point range and registered two blocks and one steal.

As a Freshman (1999-00)

Played in 33 games averaging 3.9 points and 1.9 rebounds per game. **In the Regular Season:** Made collegiate debut against Central Florida (11-19-99)...came off the bench to record eight points and two rebounds in 13 minutes...was 3 of 6 from the field and 2 of 2 from the line…recorded his first career double-figure scoring game with 11 points in 12 minutes off the bench against Charlotte (12-7-99)...was 5-of-10 from the field, including 1-of-4 shooting from three-point range...also recorded five rebounds and one steal…recorded eight points two rebounds and two steals against Detroit Mercy (12-21-99)…played 14 minutes against No. 7 Syracuse (1-8-00) recording seven points, three rebounds, one block and one steal...was 2-of-5 from the field, including 1-of-2 from three-point range, and 2-of-2 from the line…recorded seven points, three rebounds and one block against Pittsburgh (2-1-00)...was 3-for-6 from the field including 1-for-2 from three-point range…recorded four points, three rebounds, one assist and one block in 13 minutes versus West Virginia (2-22-00)…poured in 16 points to go with three rebounds, two assists, two blocks and one steal...was 7-9 from the floor, including 2-3 from three point range, in 23 minutes off the bench…recorded eight points, three rebounds and one steal in 14 minutes vs. No. 18 St. John's...was 4-5 from the field. **In the BIG EAST Tournament:** Saw action in both games averaging 4.0 points, 1.5 rebounds and 1.0 blocks per game... scored four points against Notre Dame (3-9-00)...registered four points, three rebounds and two blocks versus St. John's (3-10-00). **In the NCAA Tournament:** Played in all three games averaging 4.3 points and 2.0 rebounds per game...scored two points and grabbed two rebounds in eight minutes against Arkansas (3-17-00)...recorded five points, two rebounds and one steal against Ohio State (3-19-00)...poured in six points in 10 minutes vs. Tulsa (3-24-00)...was 2-2 from three-point range while recording two rebounds, one assist, one block and one steals...left game in first half with a sprained left ankle.



High School

American Senior High…four-year letter winner…named first-team All-State and first-team All-Dade senior year…Class 6A Player of the Year…*Miami Herald* Boy's Basketball Player of the Year…averaged 25.2 points, 12 rebounds, 2.5 assists, 2 steals, and 6 blocks as a senior…led team to District 13-6A Playoffs…was the leading scorer in Dade County…team MVP as a junior and senior…once blocked 16 shots in one game against Palm Beach Lakes High School…finalist for *Miami Herald's* Scholar Athlete of the Year…coached by Jimmie Jones.

Personal

Full name is James Andrew Jones…born October 4, 1980 in Miami, FL…nicknamed J.R.…Finance major…member of the National Honor Society…enjoys fishing, bowling, and skiing…uncle is Ricky Gutierrez of the Cleveland Indians…aunt Lisa Jones played basketball at the University of Miami from 1988-90…son of Earl and Jennifer J. Harris.

CAREER HIGHS

Points	23 vs. Providence (1-19-02)
FGM	9 vs. Notre Dame (2-23-02)
FGA	15 vs. four opponents (last vs. Indiana, 12-15-01)
3-PT FGM	5 vs. two opponents (last vs. Seton Hall, 2-1-01)
3-PT FGA	9 vs. Villanova (2-5-02)
FTM	12 vs. Providence (1-19-02)
FTA	14 vs. Providence (1-19-02)
Rebounds	15 vs. two opponents (last vs. Florida Atlantic, 11-26-01)
Assists	5 vs. Providence (1-19-02)
Blocked Shots	8 vs. FIU (12-3-01)
Steals	5 vs. Lafayette (11-24-01)
Minutes	47 vs. Pittsburgh (1-15-02)



JONES' CAREER STATISTICS

					3-Point					Rebounds						
Year	GP-GS	MIN-AVG.	FGM-FGA	PCT.	FGM-FGA	PCT.	FTM-FTA	PCT.	OFF	DEF	TOT-AVG.	AS	ST	BK	TO	PF-DQ	PTS-AVG.
1999-00	33-0	424-12.8	52-122	.426	10-32	.312	15-18	.833	30	34	64-1.9	11	16	18	22	43-0	129-3.9
2000-01	29-29	922-31.8	122-285	.428	41-87	.471	60-74	.811	65	105	170-5.9	34	34	46	55	65-0	345-11.9
2001-02	32-32	1048-32.8	133-332	.401	33-105	.314	111-132	.841	65	138	203-6.3	48	43	78	52	78-1	410-12.8
Totals	94-61	2394-25.5	307-739	.415	84-224	.375	186-224	.830	150	277	437-4.6	93	93	142	129	186-1	884-9.4



#20 Danny Marakovits

6-4, 185, Junior, Guard, Walnutport, PA

IN THE PAINT

Favorite Actor:
Chris Tucker
Favorite Magazine:
Maxim
Favorite Music:
Rap
Favorite Artists:
Eminem
Favorite Meal:
Pizza
Most Memorable Moment:
Winning the state title my junior year
Most Prized Possession:
My relationship with God
Advice To Young Children:
If you get an education you can accomplish anything.
Most Prized Possession:
My sports cards
The Person Who Has Been The Biggest Influence In My Life:
My parents

At Miami

Junior who adds depth to the Hurricanes' backcourt…a solid all-around player who works hard both offensively and defensively…has great shooting range…only player on the Miami roster from the state of Pennsylvania.

As a Sophomore (2001-02)

Played in seven games averaging 0.7 points and 0.6 rebounds per game. **In the Regular Season:** Played a career-high five minutes in the Hurricanes' season-opener against Eastern Michigan (11-18-01)...recorded one rebound in three minutes versus Lafayette (11-24-01)…scored a career-high three points and pulled down one rebound against Florida Atlantic (11-26-01)…played four minutes against Florida A&M (12-18-01) recording two points, two rebounds, one assist and one steal…did not score in one minute of action against St. John's (2-13-02). **In the BIG EAST Tournament:** Did not play in the BIG EAST Tournament. **In the NCAA Tournament:** Did not play in the NCAA Tournament.

As a Freshman (2000-01)

Played in five games averaging 0.6 points per game. **In the Regular Season:** Played one minute in Miami's season opener against Florida Atlantic (11-18-00)…played one minute off the bench against Columbia (11-21-00) recording two points and one assist...was 1-1 from the field…recorded one steal in one minute of action against Lehigh (12-27-00)…played one minute against Tennessee-Martin (12-29-00)…recorded one point in three minutes vs. Virginia Tech (2-06-01). **In the BIG EAST Tournament:** Did not play against Pittsburgh (3-7-01). **In the National Invitation Tournament:** Did not play against Auburn (3-14-01).

In High School

Allentown Central Catholic...averaged 13 points, five rebounds, three assists and one steal per game to lead team to a 26-4 record and a trip to the State Championship semifinals as a senior…holds school records for three-pointers in a game (8) and season (68)…earned All-Conference honors as a junior and senior…member of the school's National Honors Society…coached in high school by Ron Hassler.

Personal

Full name is Danny Justin Marakovits…born September 5, 1981 in Allentown, PA…enjoys weightlifting and golf in his spare time…from same high school as Ed McCaffery and Billy McCaffery…majoring in Business…has one brother (Justin, 22) and one sister (Meredith, 18)…son of Dan and Kathy Marakovits...name is pronounced ma-ROCK-a-vits.





CAREER HIGHS

Points	3 vs. Florida Atlantic (11-26-01)
FGM	1 vs. three opponents (last vs. Florida A&M, 12-18-01)
FGA	3 vs. Florida A&M (12-18-01)
3-PT FGM	1 vs. Florida Atlantic (11-26-01)
3-PT FGA	2 vs. two opponents (last vs. Florida Atlantic, 11-26-01)
FTM	1 vs. Virginia Tech (2-06-01)
FTA	2 vs. two opponents (last vs. Virginia Tech, 2-06-01)
Rebounds	2 vs. Florida A&M (12-18-01)
Assists	1 vs. two opponents (last vs. Florida A&M, 12-18-01)
Blocked Shots	0
Steals	1 vs. two opponents (last vs. Florida A&M, 12-18-01)
Minutes	5 vs. Eastern Michigan (11-18-01)

MARAKOVITS CAREER STATISTICS

					3-Point				Rebounds							
Year	GP-GS	MIN-AVG.	FGM-FGA	PCT.	FGM-FGA	PCT.	FTM-FTA	PCT.	OFF	DEF	TOT-AVG.	AS	ST	BK	TO	PF-DQ	PTS-AVG.
2000-01	5-0	7-1.4	1-2	.500	0-1	.000	1-4	.250	0	0	0-0.0	1	1	0	0	1-0	3-0.6
2001-02	7-0	16-2.3	2-9	.222	1-6	.167	0-0	.000	1	3	4-0.6	1	1	0	1	3-0	5-0.7
Total	12-0	23-1.9	3-11	.272	1-7	.143	1-4	.250	1	3	4-0.3	2	2	0	1	4-0	8-0.7



#10 Brandon Okpalobi

6-2, 184, Junior, Guard, New Orleans, LA

IN THE PAINT

Favorite Athlete: Milwaukee Bucks guard Ray Allen
Favorite Sports Team: Milwaukee Bucks and New Orleans Saints
Favorite Movies: Friday, Bad Boys
Favorite TV Show: Martin
Favorite Actor: Bernie Mac and Martin Lawrence
Favorite Magazine: Slam
Favorite Music: Rap
Favorite Artists: Jay-Z
Favorite Meal: Steak and fettuccini
Most Memorable Moment: When Jordan came back
Advice To Youngsters: Live life to the fullest.
The Person Who Has Been The Biggest Influnece In My Life: My mother
First Impression of Miami: What a beautiful place

At Miami

Junior guard who adds depth to the Hurricanes' backcourt…is a tough defender with has great quickness and leaping ability…has the ability to hit from the perimeter or drive to the basket.

As a Sophomore (2001-02)

Played in seven games averaging 4.4 minutes per game. **In the Regular Season:** Played a career-high 11 minutes in the Hurricanes' season opener against Eastern Michigan (11-18-01) recording two rebounds, two assists and two steals…recorded on steal in eight minutes against Lafayette (11-24-01)…recorded one rebound in nine minutes versus Florida Atlantic (11-26-01)…did not score in less than one minute of action against Florida International (12-3-01)…recorded one assist in two minutes of action against Florida A&M (12-18-01). **In the BIG EAST Tournament:** Did not play in the BIG EAST Tournament. **In the NCAA Tournament:** Did not play in the NCAA Tournament.

As a Freshman (2000-01)

Played in eight games averaging 0.1 points and 0.6 rebounds in 2.1 minutes per game. **In the Regular Season:** Saw first collegiate action against Lehigh (12-27-00)...did not score in one minute of action…played two minutes against Tennessee-Martin (12-29-00) recording one rebound and one assist…did not score in one minute against Pittsburgh (1-3-01)…played a career-high five minutes against Virginia Tech (1-10-01)...was 0-2 from the field…recorded one point and one rebound in two minutes of action against Boston College (1-13-01)…recorded one rebound in one minute against Providence (1-28-01)…recorded one rebound in one minute against Virginia Tech (2-6-01). **In the BIG EAST Tournament:** Played a career-high four minutes against Pittsburgh (3-7-01) recording one rebound and one steal. **In the National Invitation Tournament:** Did not play against Auburn (3-14-01).

High School

Saint Augustine...averaged 10 points, six rebounds, five assists and four steals per game as a senior...led team to 14-6 record and berth in the State Tournament semifinals...team captain and honorable-mention All-State selection...member of State Championship team as a junior...averaged seven points and three rebounds per game his junior season...coached by Bernard Griffith.

Personal

Full name is Brandon Azuka Okpalobi...name is pronounced o-PAL-a-bee...nicknames include "Bebe" and "Iceberg"...born July 2, 1982 in New Orleans, LA...majoring in Business...has four sisters: Twainya (28), Ifeoma (9), Chinelo (8) and Francis (2), and one brother C.J. (7)...son of Chuka Okpalobi and Calla V. Turner.





CAREER HIGHS

Points	1 vs. Boston College (1-13-01)
FGM	0
FGA	2 vs. six opponents (last vs. Florida Atlantic, 11-26-01)
3-PT FGM	0
3-PT FGA	0
FTM	1 vs. Boston College (1-13-01)
FTA	2 vs. Boston College (1-13-01)
Rebounds	2 vs. Eastern Michigan (11-18-01)
Assists	2 vs. Eastern Michigan (11-18-01)
Blocked Shots	0
Steals	2 vs. Eastern Michigan (11-18-01)
Minutes	11 vs. Eastern Michigan (11-18-01)

OKPALOBI CAREER STATISTICS

					3-Point				Rebounds							
Year	GP-GS	MIN-AVG.	FGM-FGA	PCT.	FGM-FGA	PCT.	FTM-FTA	PCT.	OFF	DEF	TOT-AVG.	AS	ST	BK	TO	PF-DQ	PTS-AVG.
2000-01	8-0	17-2.1	0-6	.000	0-0	.000	1-2	.500	2	3	5-0.6	1	1	0	4	3-0	1-0.1
2001-02	7-0	31-4.4	0-6	.000	0-0	.000	0-0	.000	2	1	3-0.4	3	3	0	1	2-0	0-0.0
Total	15-0	48-3.2	0-12	.000	0-0	.000	1-2	.500	4	4	8-0.5	4	4	0	5	5-0	1-0.1



#21 Darius Rice

6-10, 215, Junior, Forward, Jackson, MS

IN THE PAINT

Favorite Athlete:
Jerry Rice because of his strong work ethic.
Favorite Sports Team:
San Francisco 49ers
Favorite Movie:
Rush Hour
Favorite TV Show:
Martin
Favorite Actor:
Chris Tucker
Favorite Book:
Where the Red Fern Grows
Favorite Magazine:
SLAM
Favorite Meal:
Red Beans and Rice with Candied Yams
Advice to Youngsters:
Make academics a pri ority. No one can take away your degree.
If I were not playing college basketball, I would:
Be getting a degree in computer engineering and designing video games and computer software.
The person who has been the biggest influence in my life:
My parents. Their morals and advice through God is the reason I am where I am today.
First Impression of Miami:
It is a beautiful city with a variety of cultures.
Best Sports Memory:
Playing in the McDonalds All-America game.

At Miami

Returning starter at small forward…one of 30 preseason candidates for the John Wooden National Player of the Year Award...preseason first-team All-BIG EAST selection by The Sporting News and Street & Smith's...named the BIG EAST's Top NBA prospect by Street &Smith's...selected as the BIG EAST's Top Dunker by The Sporting News...ranked as the 17th best small forward by Lindy's...an explosive offensive player who is one of the BIG EAST's top three-point shooters…runs the floor extremely well and is a good ball handler…will contend for All-Conference and All-America honors this season…in the spring of 2000 became the third McDonald's All-American to sign with the University of Miami joining Tito Horford (1985) and Steven Edwards (1992)…selected Miami over a number of schools including Kentucky, Memphis, Mississippi State and Arkansas.

As a Sophomore (2001-02)

Second-team All-BIG EAST Selection…2001-02 first-team NABC All-District 6 Selection…started 31 of 32 games at small forward averaging 14.9 points and 5.9 rebounds per game…led team in scoring for the second consecutive season and ranked third in rebounding…recorded 20 or more points a team-high 10 times, including three 30-point games…became the first Hurricane since Eric Brown in 1989 to record back-to-back games of 30-points or more…named BIG EAST Co-Player of the Week for week ending January 27…named to the All-Tournament team at the Virgin Islands Paradise Jam after averaging 15.7 points and 8.0 rebounds in three games. **In the Regular Season:** Recorded 21 points and nine rebounds in the Hurricanes' season-opener against Eastern Michigan (11-18-01)…poured in 22 points and pulled down seven rebounds against Alabama-Birmingham (11-19-01)…recorded a season-high 24 points against Florida A&M (12-18-01)...was 8-14 from the field including 6-10 from three-point range...also registered five rebounds, one assist, one block and one steal…recorded a game-high 22 points to go with six rebounds and two steals against Connecticut (1-5-02)…scored a UM season-high 32 points, 20 in the first half, to go with six rebounds, two assists, one block and a career-high six steals against Providence (1-19-02)...was 13-17 from the field (both career-highs), and 6-8 from three-point range…recorded second-straight 30-point game against Villanova (1-24-02)...had 30 points, 10 rebounds, one assist and one steal...was 10-15 from the field, including 4-6 from three-point range, and 6-9 from the line…registered seven points, three assists, one steal and a game-high 10 rebounds against Villanova (2-5-02)…recorded 15 points, five rebounds, two assists, three steals and one block against Boston College (2-10-02)…had a team-high 21 points to go with six rebounds, one assist and one steal against Rutgers (2-17-02)…had a team-high 23 points, 20 in the second-half, four rebounds, two assists, one block and three steals against Notre Dame (2-23-02)...was 8-17 from the field, 6-12 from three-point range, and 1-2 from the line…recorded second double-double of the season with 30 points and 10 rebounds against Providence (2-26-02)...was 10-17 from the field, including 1-6 from three-point range, and 9-9 from the line. **In the BIG EAST Tournament:** Started both games averaging 9.0 points, 3.5 rebounds and 1.5 steals per game...recorded 18 points and six rebounds in 41 minutes against Georgetown (3-7-02)...did not score but registered three steals against Pittsburgh (3-8-02). **In the NCAA Tournament:** Tied for team-high honors with 17 points against Missouri (3-14-02)...also pulled down five rebounds and handed out two assists in 32 minutes. Registered one block and one steal.

As a Freshman (2000-01)

Started all 29 games at small forward averaging 14.1 points and 4.9 rebounds per game…ranked first on the team in scoring and was third in rebounding and fourth in steals (31)…scored in double-figures 20 times and led or tied for the team lead in scoring 10 times…set UM freshman single-game records for points (35), three-point field goals (7) and 30-point games (2)…recorded a team-high 62 three-point field goals…2000-01 NABC/Cheverolet Second-Team All-District 6 Selection…2000-01 BIG EAST All-Rookie selection…invited to participate at the 2001 USA Basketball National Team Trials. **In the Regular Season:** Made collegiate debut against Florida Atlantic (11-18-00) and recorded a team-high 26 points to go with three rebounds, three steals and two blocks...was 8-13 from the floor, including 5-9 from three-point range and 5-6 from the line...his 26 points were the most by a freshman in a season opener…recorded first career double-double with 16 points and 10 rebounds against Northeastern (11-25-00)...also registered one assist, one block and two steals in 29 minutes…scored a UM freshman record 35 points against Central Florida (12-9-00)...shot 11-19 from the field, including 6-9 from three-point range, and 7-8 from the line...registered 31 points and a team-high eight rebounds against Virginia Tech (1-10-01)...was 11-23 from the field, including 7-15 from three-point range, and 2-4 from the line...his seven three-point field goals established a UM freshman record…played a career-high 37 minutes against Boston College (1-13-01) totalling 17 points, four rebounds, two blocks and one steal…recorded 19 points, three rebounds, two assists and one block against Providence (1-16-01)…played 43 minutes against St. John's and recorded a game-high 22 points...also recorded seven rebounds...was 6-14 from the field, including 4-6 from three-point range, and 6-7 from the line…posted 10 points, seven rebounds, two blocks, two steals and a career-high six assists against No. 22 Seton Hall (2-1-01)…recorded a game-high 28 points (10-16 FG, 5-6 FT), six rebounds and two steals against Villanova (2-17-01). **In the BIG EAST Tournament:** Played 26 minutes against Pittsburgh (3-7-01) in the first round of the BIG EAST Tournament and recorded five points, one rebound, two assists and one block. **In the National Invitation Tournament:** Recorded 14 points, four rebounds and three assists against Auburn in the opening round of the NIT.

High School

Lanier…1999-00 McDonald's and *Parade* All-America selection…*USA Today* Super 25 selection…averaged 25.8 points, 8.0 rebounds, 3.0 assists, 2.0 steals and 2.1 blocks per game as a senior...shot 56 percent from the field, including 40 percent from three-point range, and 85 percent from the line…1999-2000 Mississippi Gatorade Player of the Year…played for the East squad at the 2000 McDonald's All-America game in Boston, Mass…scored a team-high 24 points, including 20 in the opening half, connecting on 9-18 from the field including 4-8 from three-point range…led Lanier High School to a 31-7 record and a runner-up finish in the Mississippi High School Class 4A Tournament his senior season…two-time first-team All-State, All-City, All-District and All-Metro by the Jackson Clarion-Ledger…averaged 22 points and 7.8 rebounds per game as a junior in leading Lanier to a 36-3 record and the Class 5A Championship…also won state championships as a freshman…a standout in the classroom where he was a member of the National Honors Society with a 3.9 grade point average…received the Lanier High School Science and Mathematics Award and was named the recipient of the Kodak National Leadership Award as a senior…was also a member of the school's cross country team…coached in basketball by Thomas Billups.





Personal

Full name is Darius Lashaun Rice…born October 16, 1982…majoring in Finance…son of Tom and Brenda Rice…has one sister, Valencia (14)…enjoys playing chess and working on his computer in his spare time…nephew of NFL star receiver Jerry Rice of the Oakland Raiders...father was an All-American football player at Jackson State University.

CAREER HIGHS

Points	35 vs. Central Florida (12-9-00)
FGM	13 vs. Providence (1-19-02)
FGA	17 vs. three opponents (last vs. Providence, 2-26-02)
3-PT FGM	7 vs. Virginia Tech (1-10-01)
3-PT FGA	15 vs. Virginia Tech (1-10-01)
FTM	10 vs. Missouri (3-14-02)
FTA	11 vs. Missouri (3-14-02)
Rebounds	10 vs. four opponents (last vs. Providence, 2-26-02)
Assists	6 vs. two opponents (last vs. Howard, 11-29-01)
Blocked Shots	4 vs. Howard (11-29-01)
Steals	6 vs. Providence (1-19-02)
Minutes	43 vs. St. John's (1-22-01)

RICE'S CAREER STATISTICS

					3-Point				Rebounds							
Year	GP-GS	MIN-AVG.	FGM-FGA	PCT.	FGM-FGA	PCT.	FTM-FTA	PCT.	OFF	DEF	TOT-AVG.	AS	ST	BK	TO	PF-DQ	PTS-AVG.
2000-01	29-29	891-30.7	140-352	.398	62-183	.339	67-93	.720	46	95	141-4.9	31	31	14	40	63-1	409-14.1
2001-02	32-31	1051-32.8	155-405	.383	76-208	.365	92-115	.800	46	144	190-5.9	54	38	21	56	53-0	478-14.9
Total	61-60	1942-31.8	295-757	.390	138-391	.353	159-208	.764	92	239	331-5.4	85	69	35	96	116-1	887-14.5



#1 Michael Simmons

6-1, 200, Senior, Guard, Los Angeles, CA

IN THE PAINT

Favorite Music: Rap
Favorite Artists: Snoop Dogg
Favorite Meal: Soul Food
Favorite Actress: Halle Berry
Favorite TV Show: Martin
Favorite Magazine: Slam
Favorite Sports Memory: Getting my first dunk in middle school
Most Prized Possession: My mother
Favorite Athlete: Tennessee Titans running back Eddie George because he is mentally and physi cally prepared every time he competes
First Impression of Miami: The city is absolutely beautiful.
Advice To Young Children Playing Basketball: Keep your head in the books and believe in the powers of God
If I Were Not Playing Basketball I Would Be: Studying to become an elementary school teacher
The Biggest Influence In My Life Has Been: God

At Miami

Fifth-year senior who will contend for starting duties at the point this season…an outstanding ball handler who can penetrate and dish or hit the open jumper…is a strong defender with great speed, quickness and leaping ability..voted the team's top defender last season.

As a Junior (2001-02)

Played in all 32 games, making two starts...averaged 2.3 points, 1.7 rebounds and 2.1 assists per game...led all UM bench players in minutes played (16.7 mpg)…had a team-high 1.84 assist-to-turnover ratio...was only bench player to see action in all 32 games. **In the Regular Season:** Made first start of the season against Lafayette (11-24-01) and recorded 11 points, two rebounds, one assist and two steals…recorded a career-high 13 points, connecting on 5-9 from the field, including 3-4 from three-point range in UM's win over Florida Atlantic (11-26-01)…registered a season-high four rebounds to go along with two points, four assists and two steals versus Howard (11-29-01)…came off the bench to play 19 minutes and recorded two points, one rebound, two assists and two steals against Florida International (12-3-01)…came off the bench against Texas A&M (12-8-01) to record one rebound, four assists and one steal in 22 minutes of action…recorded a career-high seven rebounds to go with two assists and two steals in 23 minutes against No. 21 Indiana (12-15-01)… recorded one point, three rebounds, three assists and no turnovers against Florida A&M (12-18-01)…made second start of the season versus Charlotte (12-22-01)...recorded three points, one assist and one steal in 12 minutes…had four points, two rebounds, three assists and three steals against LSU (12-27-01)...was 2-3 from the field in 20 minutes…recorded four points, three rebounds, one steal and a season-high five assists in a season-high 24 minutes off the bench against Connecticut (1-5-02)…played 21 minutes against Virginia Tech (1-12-02) recording two points, five assists and three steals… recorded five points, two rebounds, one assist and one steal in 12 minutes against Boston College (1-29-02)...was 2-3 from the field, including 1-2 from the three-point range…played 19 minutes against Connecticut (2-2-02) recording four points and two assists...preserved the UM's 68-66 win by blocking Ben Gordon's three-point attempt with five seconds to play… matched a season-high with 24 minutes against Notre Dame (2-23-02) recording two rebounds, three assists and three steals…played 18 minutes against Providence (2-26-02) recording four points, three rebounds, one assist and three steals...was 2-3 from the field. **In the BIG EAST Tournament:** Played in both games averaging 15.5 minutes per game...recorded one steal in 12 minutes against Georgetown (3-7-02)...registered two assists in 19 minutes against Pittsburgh (3-8-02). **In the NCAA Tournament:** Did not score in nine minutes of action against Missouri (3-14-02).

As a Sophomore (2000-01)

Started all 29 games at point guard…averaged 2.5 points, 1.7 rebounds, 2.5 assists and 1.1 steals per game...led team with a 1.45 assist-to-turnover ratio. **In the Regular Season:** Started and played 26 minutes in UM's season opener against Florida Atlantic (11-18-00)...recorded five assists and three steals…played 23 minutes against Charlotte (11-28-00) scoring a season-high nine points hitting 3-4 from three-point range... three three-point field goals marked a career-high…played 26 minutes against North Carolina (12-4-00) recording four points, four rebounds, two assists, one block and one steal… recorded three assists and two points in 24 minutes of action against Central Florida (12-9-00)…started and played 17 minutes against Nebraska (12-16-00) recording two points, one rebound, three assists and one steal…played 23 minutes against Eastern Illinois (12-18-00) and recorded four points, one rebound, three assists and one steal…played 18 minutes against Memphis (12-21-00) recording four rebounds and three assists…recorded two points, three assists and two steals in 19 minutes versus Tennessee-Martin (12-29-00)…recorded two assists and one rebound in 16 minutes against Boston College (1-7-01)…played 17 minutes against Boston College (1-13-01) and recorded four points, three rebounds, three assists and three steals…accounted for two points, three rebounds, two assists and one steal against Providence (1-16-01)…recorded five points, two rebounds, two assists and two steals against St. John's (1-22-01)...was 2-2 from the field including 1-1 from three-point range…recorded two points, four rebounds, four assists, one block and one steal against No. 22 Seton Hall (2-1-01)…recorded three points, one rebound and a season-high five assists against Virginia Tech (2-6-01)…recorded six points against Villanova (2-17-01)...was 2-2 from three-point range…recorded eight points, one rebound, four assists, three steals and no turnovers in 24 minutes against West Virginia (2-28-01)…recorded seven points, four rebounds, one assist and one steal in a career-high 29 minutes against Villanova (3-3-01). **In the BIG EAST Tournament:** Recorded seven points, two rebounds, four assists and no turnovers in 29 minutes against Pittsburgh (3-7-01) in the opening round of the BIG EAST Tournament. **In the National Invitation Tournament:** Recorded one rebound and a team-high five assists in Miami's opening round game against Auburn (3-14-01).

As a Redshirt (1999-00)

Sat out all but three games during the 1999-00 season following surgery to remove bone spurs from his right foot on November 18…averaged 2.3 points and 2.3 rebounds per game…played 17 minutes against North Carolina (12-18-99) recording one rebound, one assist and one steal…recorded seven points, three rebounds and two assists in 15 minutes off the bench against Hartford (12-11-99)...was a perfect 3-for-3 from the field, including 1-for-1 from three-point range…saw first action of the season against UNC Charlotte (12-7-99)... came off the bench to record three rebounds, one assists and one steal in 11 minutes.

As a Freshman (1998-99)

Played in 27 games, making 12 starts…averaged 2.7 points, 1.2 rebounds and 2.2 assist in 14.0 minutes per game…averaged 6.3 assists per 40 minutes to rank second on team… missed three games due to a concussion suffered against Pittsburgh (1-30-99)…ranked second on the team with a 1.3-to-1 assist to turnover ratio and third in total assists (59). **In the Regular Season:** Made collegiate debut at Florida Atlantic (11-13-98) recording three points, one assist and two steals… had four points, two rebounds, three assists and one steal in 16 minutes against Charlotte (11-23-98)…scored five points, connecting on 2-4 from the field in 17 minutes at No. 8 Kentucky (12-5-98)...scored seven points to go with three rebounds, four assists, one steal and no turnovers in 16 minutes against Boston College (12-8-98)...was 2-for-4 from the field, including 1-of-3 from three point range, and 2-of-2 from the line…made first career start against Central Florida (12-11-98) recording five points, one rebound and one assist in 16 minutes of action… came off the bench to record a team and career-high six assists against Georgia State (12-18-98)...also pulled down two rebounds…made start against Ohio State (12-27-98) and recorded two points, a career-high five rebounds, three assists and two steals in 24 minutes…recorded five points, three rebounds, two assists, three steals and no turnovers in 13 minutes vs. St. John's (1-6-99)…recorded nine points, on 4-8 shooting from the field, and four steals, to go with one rebound and four assists in 25 minutes against Notre Dame (1-9-99)...was 4-8 from the field and 1-4 from three-point range…started and played 21 minutes against Boston College (1-24-99)...recorded seven points, two rebounds, two assists and two steals...was 3-5 from the field and 1-1 from three-point range…saw first action since suffering a concussion at Pittsburgh (1-30-99) playing three minutes against Providence (2-13-99)…played nine minutes against Villanova (2-16-99) recording a career-high 10 points...was 3-3 from the field, 1-1 from three-point range and 3-4 from the line...also recorded one rebound and handed out two assists to go with no turnovers. **In the BIG EAST Tournament:** Played in both games averaging 4.5 minutes per contest...did not score in four minutes against Georgetown (3-4-99)...recorded one rebound and two assists in five minutes against St. John's (3-5-99). **In the NCAA Tournament:** Played in both games averaging 11.0 minutes per contest.

High School

Mercersburg (PA) Academy…rated as the third best point guard prospect by Dick Vitale prior to his senior season…three-time (Pennsylvania, West Virginia and Maryland) All-Tri-State selection...team MVP after averaging 12 points, five rebounds and 7.2 assists as a senior…led team to a 23-3 overall record including a perfect 10-0 conference mark…honorable mention McDonald's All-American as a senior…*Herald-Mail* All-Area Team (4-state region of Northern Virginia, West Virginia, southern Pennsylvania and Western Maryland)…averaged 16 points, four rebounds and nine assists as a junior in leading team to a 16-11 record…coached by Tony Tucker.

Personal

Full name is Michael Anthony Simmons…born February 4, 1979 in Los Angeles, CA…nicknamed Smooth…has a double major in Business Management and Marketing…enjoys studying the Spanish language, culture and music in his spare time…graduated with honors from Mercersburg Academy and was a member of the African American Student Union.

CAREER HIGHS

Points	13 vs. Florida Atlantic (11-26-01)
FGM	5 vs. Florida Atlantic (11-26-01)
FGA	9 vs. Florida Atlantic (11-26-01)
3-PT FGM	3 vs. two opponents (last vs. Florida Atlantic, 11-26-01)
3-PT FGA	4 vs. three opponents (last vs. Florida Atlantic, 11-26-01)
FTM	5 vs. three opponents (last vs. Lafayette, 11-24-01)
FTA	6 vs. three opponents (last vs. Lafayette, 11-24-01)
Rebounds	7 vs. Indiana (12-15-01)
Assists	6 vs. Georgia State (12-18-98)
Blocked Shots	1 vs. three opponents (last vs. Providence, 1-19-02)
Steals	4 vs. Notre Dame (1-9-99)
Minutes	29 vs. two opponents (last vs. Pittsburgh, 3-7-01)



SIMMONS' CAREER STATISTICS

					3-Point				Rebounds							
Year	GP-GS	MIN-AVG.	FGM-FGA	PCT.	FGM-FGA	PCT.	FTM-FTA	PCT.	OFF	DEF	TOT-AVG.	AS	ST	BK	TO	PF-DQ	PTS-AVG.
1998-99	27-12	377-14.0	22-62	.355	7-26	.269	23-33	.697	3	29	32-1.2	59	28	0	47	42-0	74-2.7
1999-00	3-0	43-14.3	3-5	.600	1-2	.500	0-0	.000	2	5	7-2.3	4	2	0	3	5-0	7-2.3
2000-01	29-29	574-19.8	22-62	.355	12-35	.343	16-20	.800	7	41	48-1.7	71	32	2	49	71-2	72-2.5
2001-02	32-2	533-16.7	26-61	.426	7-23	.304	13-20	.650	10	44	54-1.7	68	39	2	37	75-2	72-2.3
Totals	91-43	1527-16.8	73-190	.384	27-86	.314	52-73	.712	22	119	141-1.5	202	101	4	136	193-4	225-2.5



#2 Gary Hamilton

6-9, 240, Freshman, Forward, Los Angeles, CA - Susan Miller Dorsey High School

At Miami

Freshman forward who adds depth to the Hurricanes' front court…gives Miami another physical presence down low..could see action at both the power forward and center …runs the floor well for a player his size and has good moves around the basket.

High School

Susan Miller Dorsey…averaged 18.2 points, 11.5 rebounds, 2.1 assists, 1.1 steals and 4.5 blocks per game as a senior in leading team to a 19-3 record…earned second-team All-State honors as well as All-Conference and All-City accolades…coached by Kevin Gibson.

Personal

Full name is Gary James Hamilton…nickname is G…born August 7, 1984 in Los Angeles, CA…has one sister, Miya (20) and three brothers, Jordan (11), Issac (8) and Daniel (7)…son of Gregory and Karen Hamilton….majoring in Education…would like to become a sports writer…enjoys dancing and writing poetry in his spare time.

IN THE PAINT

Favorite Athlete:	Magic Johnson
Favorite Sports Team:	Los AngelesLakers
Favorite Movie:	Gladiator
Favorite TV Show:	106 & Park
Favorite Actor:	Jamie Fox
Favorite Book:	Black Boy
Favorite Magazine:	Inside Stuff
Favorite Music:	Rap
Favorite Artist:	Tupac
Favorite Meal:	Tacos
First Impression of Miami:	It was similar to home.
Advice To Youngsters:	Put God first and never stop following your dream.
The Biggest Influence in My Life:	My dad as well as my high school coach Kevin Gibson.



#22 Robert Hite

6-2, 180, Freshman, Guard Cincinnati, OH - Winton Woods High School

At Miami

Freshman guard who will compete for playing time in the Hurricane backcourt… could see action at both the point and shooting guard …has tremendous quickness and leaping ability…can score in a number of different ways…has the ability to create his own shot…can drive to the basket or hit the three…known as a tough defender and floor leader.

High School

Winton Woods…averaged 19.1 points, 5.0 rebounds, 2.0 assists and 2.0 steals per game as a senior…2001-02 Associated Press Ohio Player of the Year...led Winton Woods to a 27-1 record and a runner-up finish at the State Championship…four-year starter and team MVP as a junior and senior…first-team All-State selection as a junior and senior…ranked as the No. 50 prospect in the nation by CNN-SI… averaged 18 points, six rebounds, four assists and five steals as a junior…chose Miami over a number of schools including Tennessee, Dayton, Georgetown and Xavier…coached by David Lumpkin…made honor roll as a sophomore, junior and senior.

Personal

Full name is Robert J. Hite II…nickname is Flight…born January 12, 1983??? in Cincinnati, OH…has two sisters, Alicia (17) and Ashley (10), and two brothers, Joshua (8) and Jelani (8)…son of Linda Young and Robert Hite Sr…majoring in Business Management.

IN THE PAINT

Favorite Athlete:	Michael Jordan because he made everyone on the court with him better. He is also a great leader.
Favorite Sports Team:	Los Angeles Lakers
Favorite Movie:	Training Day
Favorite TV Show:	Martin
Favorite Actor:	Denzel Washington
Favorite Magazine:	Slam
Favorite Music:	R&B, Gospel
Favorite Meal:	macaroni & cheese, yams, collard greens and chicken
Advice To Youngsters:	Don't let anyone make you feel like you can't accomplish something because you can do anything if you put your mind to it. Follow your dreams and keep God first. Most importantly, stay in school and get your education.
The Biggest Influence in My Life:	My parents.



#23 Ismael N'Diaye

6-6, 188, Freshman, Forward Abidjan, Ivory Coast - Shores Christian (FL) Academy

At Miami

Freshman swingman who will compete for playing at small forward…outstanding athlete with great quickness and leaping ability…expected to help with UM's perimeter defense, full court pressure and rebounding…joins Rodrigue Djahue as Ivory Coast natives on the Hurricanes' roster…selected Miami over Kansas State.

High School

Shores Christian Academy…started at shooting guard his senior season averaging 16 points, six rebounds, four assists, three steals and two blocks per game in leading Shores Christian Academy to a 19-6 record…valedictorian of his graduating class…recorded a 4.0 GPA as a junior and senior…as a junior, came off the bench to average 6.0 points, 5.0 rebounds and 2.0 blocks per game while at Homestead's Berkshire School…also played soccer and volleyball…coached by Allen Adams at Shores Christian Academy.

Personal

Full name is Ismael N'Diaye…born April 20, 1982 in Abidjan, Ivory Coast…son of Abdoul and Adam Diallo…father is a Professor of Sociology while his mother is a French teacher…has one brother, Moctar N'Diaye (25)…majoring in Education…enjoys playing soccer, tennis and swimming in his free time.

IN THE PAINT

Favorite Athlete:	Michael Jordan
Favorite Movie:	Enemy of the State
Favorite TV Show:	Fresh Prince of Bel Air
Favorite Actor:	Will Smith
Favorite Book:	Romeo and Juliet
Favorite Magazine:	Sports Illustrated
Favorite Music:	Hip Hop
Favorite Artist:	Tupac
Favorite Meal:	Lasagna
Advice to Youngsters:	Belief in your potential and faith in God are the keys to success.
Most Prized Possession:	The one picture I have of my mother and brother.
The person who has been the biggest influence in my life:	My mother



#3 Armondo Surratt

5-11, 165, Freshman, Guard Oakland, CA - Oakland Technical High School

At Miami

Freshman who will battle for minutes at the point…has exceptional speed, quickness and court vision…is an adept passer and excellent ball handler…has the ability to penetrate to the basket or pull up and hit the open jumper…also known as a tough defender and floor leader…chose Miami over a number of schools including Georgetown, Southern California, Arkansas and Louisville.

High School

Oakland Technical…first-team All-State selection…averaged 18 points, nine rebounds, eight assists and five steals per game as a senior in leading Oakland Technical High School to a 28-4 record and a trip to the California Division I State championship game….team MVP and first-team All-Metro selection as a senior…67th ranked senior prospect according to ESPN.com…coached by Hodari McGavock…honor roll student as a senior.

Personal

Full name is Armondo Joseph Surratt…nickname is Mondo…born March 19, 1983 in Oakland, CA…son of Paula Hill…has one sister, Danasia Taylor (14)…enjoys playing video games in his spare time...majoring in Education.

IN THE PAINT

Favorite Athlete:	Allen Iverson
Favorite Sports Team:	Los Angeles Lakers
Favorite Movie:	Kings of Comedy
Favorite TV Show:	Martin
Favorite Actor:	Chris Tucker
Favorite Book:	A Handmaid's Tale
Favorite Magazine:	Slam
Favorite Artist:	Too Short
Favorite Meal:	Tacos and Burritos
Advice to Youngsters:	Never give up on your goals.
Most Prized Possession:	My grandmother Melinda Hill
The person who has been the biggest influence on my life:	My uncle Josh Lowery.



#11 Eric Wilkins

6-4, 184, Freshman, Guard
Plainfield, NJ - Oak Hill (VA) Academy

At Miami

Freshman guard who battle for minutes at both guard spots…has good size and strength…is an outstanding long range shooter who can also take the ball to the goal…chose Miami over a number of schools including Michigan, Boston College and San Diego State…brother of current UM offensive lineman Ed Wilkins.

High School

Oak Hill Academy…starting shooting guard for team that finished 32-1 and ended the season ranked third in the nation by USA Today…averaged 9.0 points, 4.0 rebounds, 2.5 assists and 2.0 steals per game as a senior…started every game as a junior averaging 8.7 points in 18 minutes per game in helping team to a 33-0 record and a No. 1 national ranking…connected on 21-37 (.568) three-point attempts as a junior…coached by Steve Smith.

Personal

Full name is Eric T. Wilkins…nickname is E…born November 1, 1983 in Plainfield, NJ…son of Ed and Grace Wilkins…enjoys reading in his spare time...Education major.

IN THE PAINT

Favorite Athlete:	Kobe Bryant
Favorite Sports Team:	Los Angeles Lakers
Favorite Movie:	Friday
Favorite TV Show:	Martin
Favorite Actor:	Mel Gibson
Favorite Magazine:	Slam
Favorite Meal:	Steak and Lobster
Advice to Youngsters:	Don't try to be better than the person next to you, just try to be the best person you can be.
If I were not playing basketball I would:	Be a writer or artist.
The person who has been the biggest influence in my life:	My brother, Ed Wilkins, Jr.

Join the Winning Team Today!

If you're 12 or under you too can be a Coca-Cola Junior 'Cane. Junior 'Canes get to do REALLY-COOL STUFF all year long! PLUS TONS of GREAT EXTRA BENEFITS* for Members Only; like a quarterly newsletter, free admission to select Hurricanes home games and even a special birthday greeting from Sebastian the Ibis! And the membership is TOTALLY FREE!

Coca-Cola
JUNIOR CANES CLUB
McARTHUR DAIRY
FIRST UNION

Name: _____

Nickname: _____

Address: _____

City: _____ State: _____ Zip: _____

Telephone: _____ Boy ☐ Girl ☐ Age: _____

Date of Birth: _____ E-mail _____

Parents Name: _____

Prior Member: Yes ☐ No ☐

Mail to: University of Miami
Coca-Cola Junior 'Canes Club
5821 San Amaro Drive
Coral Gables, FL 33146

For information call

UM Sports Marketing: 305-284-2400

1-800-GO-CANES hurricanesports.com

*Benefits subject to change

Fields of Study at Miami

Accounting
Aerospace Studies
Afro-American Studies
Anthropology
Applied Marine Physics
Arabic
Architectural Engineering
Architecture
Architecture & Planning
Art
Art History
Biochemistry & Molecular Biology
Biology
Biomedical Engineering
Business Law
Cell Biology & Anatomy
Chemistry
Chinese
Civil & Architectural Engineering
Communication
Advertising Communication
Broadcast & Broadcast Journalism
Motion Pictures
News-Editorial Journalism
Photocommunication
Public Relations
Speech Communications
Computer Information Systems
Dance
Economics
Educational & Psychological Studies
Electrical & Computer Engineering
English
Epidemiology & Public Health
Exercise & Sport Sciences
Finance
French
Geography
Geological Sciences
German
Greek
Health Science Program
Hebrew
History
Industrial Engineering
Interdepartmental Studies
International Studies
Italian
Japanese
Judaic Studies
Latin
Latin American Studies
Management
Management Science
Marine Affairs
Marine & Atmospheric Chemistry
Marine Biology & Fisheries
Marine Geology & Geophysics
Marine Science
Applied Marine Science
Marketing
Mathematics & Computer Science
Mechanical Engineering
Meterology & Physical Oceanography
Microbiology & Immunology
Military Science
Molecular & Cellular Pharmacology
Music Education & Music Therapy
Instrumental Performance
Keyboard Performance
Music Media & Industry
Musicology
Studio Music & Jazz
Music Theory & Composition
Vocal Performance
Nursing
Office of International Programs
Philosophy
Physical Science
Physical Therapy
Physics
Physiology & Biophysics
Political Science
Portuguese
Psychology
Religious Studies
Russian
Sociology
Spanish
Teaching & Learning
Theatre Arts
Women's Studies



UNIVERSITY

U miami™

The University

Founded in 1925 as a "Pan-American University," the University of Miami is the largest independent teaching and research university in the Southeast. The Coral Gables campus, located ten miles from Miami in Miami-Dade County, is the site of most of the University's undergraduate and graduate programs. The University also operates a medical center in downtown Miami, a world-renowned marine and atmospheric science school on Virginia Key in Biscayne Bay, and a biomedical research and development center on its south campus.

Meanwhile, the University's proximity to Latin America and the Caribbean make the institution an ideal educational option for university-age students from those regions.

Enrollment: Total enrollment for the 2001-2002 academic year was 14,436 students. Of that number, 9,359 were undergraduate students, 3,243 were graduate students, and 1,834 were professional students. In addition, international freshman applications reached an all-time high of 1,197 that year. Of that total, 576 students or 48 percent were admitted. During the 2000-2001 academic year, the University awarded 1,750 bachelor's degrees, 1,273 master's degrees, 306 J.D.s, 145 M.D.s, 85 Ph.D.s, and 24 other doctorates.

New Freshman Rankings: More than three-fourths of the new freshmen graduated in the top 20 percent of their high school class. About half graduated in the top 10 percent of their high school class.

Racial/Ethnic Distribution: Approximately 28 percent of the total student population at the University are of Hispanic descent.

International Students: The University continues to attract able students from South Florida, as well as from other parts of the nation and around the world. It was one of the country's first universities to have an organized international recruitment program. The University of Miami sends representatives worldwide to seek qualified students. These students represent 113 foreign countries, the 50 states, three territories, and the District of Columbia.

Honors: Approximately 1,553 students participate in the Honors Program. The University has over 50 academic honor societies, including Phi Beta Kappa.

Research

For fiscal year 2001, the University of Miami's research and sponsored program expenditures totaled $202.3 million, while grant and contract revenues totaled $265.4 million. According to the National Science Foundation, the University of Miami was ranked 49th of all universities and 22nd among private universities in expenditures of federal funds for research and development (FY 99).

The budget for 2001-2002 is $1.066 billion, with $614.7 million projected for the medical campus. At the end of the fiscal year 2001 the endowment was $457.8 million.

Development: During fiscal year 2001 philanthropic dollars reached a record-breaking $105.8 million, ranking the University 41st among private research universities.



Jackson Memorial Hospital

The School of Communication



The School of Music



The College of Arts and Sciences



UNIVERSITY

U miami™

A World-Class Student Body

Enrollment at the University of Miami continues to experience tremendous growth. Applications for the freshman class during 2001-2002 reached 14,716—the highest freshman class application figures in the University's history.

The student body also has become more diverse. White, non-Hispanic students accounted for 60 percent of the incoming freshman class in 2001-2002, Hispanics accounted for 23 percent, and African-Americans for 9 percent, while Asian students accounted for 7 percent.

Women accounted for approximately 59 percent of the new freshman class that year, about 57 percent of all undergraduates, and 51 percent of the graduate and professional students.

Education outside the traditional classroom is an important part of student life at University of Miami. The University has 48 programs offered in 21 countries on a full academic year, semester, or summer basis.

The University of Miami Campuses

Coral Gables Campus: The Coral Gables campus, with its two colleges and nine schools, is located on a 260-acre tract in suburban Coral Gables, Florida.

Medical Campus: The University's medical campus consists of 12.5 acres within the 67-acre University of Miami/Jackson Memorial Medical Center complex. Centers of Excellence include Bascom Palmer Eye Institute, The Miami Project to Cure Paralysis, Sylvester Comprehensive Cancer Center, the Diabetes Research Institute, the Lois Pope LIFE Center, the Mailman Center for Child Development, and the Batchelor Children's Research Institute. The School of Medicine operates two hospitals—the University of Miami Hospital and Clinics and the Anne Bates Leach Eye Hospital. The School of Medicine is ranked in the top one-third of the nation's 125 medical schools in terms of research and sponsored programs.

Rosenstiel Campus: The Rosenstiel School of Marine and Atmospheric Science is located on a 16-acre waterfront campus on Virginia Key in Biscayne Bay.

South Campus: The south campus, located ten miles southwest of Coral Gables, opened in 1986 on a 106-acre site for the purpose of conducting research and development projects. It has since expanded to 136 acres.

Accreditation: The University of Miami is accredited by the Southern Association of Colleges and Schools and 20 other professional accrediting agencies.

University Administration

Officers: Donna E. Shalala, fifth president in the University's history; Phillip Frost, chairman, Board of Trustees; Luis Glaser, executive vice president and provost.



The Rosenstiel School of Marine and Atmospheric Science



Library, Otto G. Richter

Campus dorms

The School of Medicine





Athletic Administration



Dr. Clyde B. McCoy
Faculty Athletic Representative

Clyde B. McCoy, Ph.D. has served the University of Miami in various capacities for more than a quarter of a century. One of his current roles at UM is faculty athletic representative.

In this role, Dr. McCoy is responsible for ensuring academic integrity, facilitating institutional control of intercollegiate athletics and enhancing the student-athlete experience, as well as representing the University to the NCAA. As the faculty representative, Dr. McCoy has established drug education, testing and treatment programs that serve as a model for colleges and universities throughout the United States.

Dr. McCoy has also served on several BIG EAST and NCAA committees, including the BIG EAST Student Advisory Committee, as well as successfully chairing the University of Miami NCAA Athletic Committee for Certification.

During his tenure at the University he has established a successful career and international reputation in research, teaching and administration. He presently serves as professor and chairperson of the School of Medicine's Department of Epidemiology and Public Health, as Director of the Executive Office of Research Leadership for the School of Medicine, and as Director of the University of Miami Comprehensive Drug Research Center and Health Services Research Center. His work in the early detection of breast cancer and in HIV prevention have become national models.

He has been responsible for more than 50 research projects covering a broad span of epidemiology, substance abuse, cancer, HIV-AIDS, community studies, health planning, and health services and his extensive list of publications has been co-authored with more than 200 colleagues.

He has been honored as a Distinguished Alumni at the University of Cincinnati, and Most Outstanding Faculty Athletic Representative by the American Football Foundation and is proud to be a member of UM's Iron Arrow and Phi Beta Delta, Honor Society for International Scholars.



Patrick Nero
Senior Associate Athletic Director

Patrick Nero enters his first year as Senior Associate Athletic Director for External Relations after serving the previous six years at Miami as Associate Athletic Director. Nero oversees the areas of athletic media relations, marketing, ticket sales, fund raising, corporate sales, retail merchandising, internet communications, the schools' athletics website hurricanesports.com, as well as special events.

Nero has led Hurricane athletic fund-raising to new heights as he has directed campaigns for the new Convocation Center, now under construction and expected to open later this year, and the new weight and training center for UM's student-athletes, that opened during the fall. Under Nero's direction, donations to the Hurricane Club scholarship fund have increased in each year he has been at Miami.

Ticket sales for the 2000-2001 season set a University record as did corporate support for the athletic program. In the summer of 1999 the department launched hurricanesports.com which has become one of the leading collegiate websites in the nation. Nero also oversaw the athletic department identity project in 2000 which resulted in all new uniform designs and a consistent look for the University athletic teams.

Nero came to Miami from Marquette University where he was Assistant Athletic Director for Advancement. Prior to his tenure at Marquette he served as Assistant Athletic Director for External Relations at Lamar University.

A native of Providence, Rhode Island, Nero graduated from Providence College in 1987. He directed the athletic development efforts at Providence from 1988 to 1992.



Wayne Roberts
Chief Financial Officer

Wayne Roberts in his sixth year as the Chief Financial Officer for Miami's Athletic Department. In that capacity, Roberts manages the budget and daily fiscal operations of the department while directing the operations of facili-ties maintenance, human resource administration, purchasing and the ticket office.

Roberts joined the University of Miami in 1984 as Director of Cost Studies after a 10-year tenure in the controller's office at Duke University. He also held the positions of Associate Controller and University Controller at Miami before joining the athletic department in 1996.

A graduate of East Tennessee State University, Roberts earned his accounting degree in 1972 and is a certified public accountant.

Roberts and his wife Beverley reside in Pembroke Pines but spend time at Hutchinson Island in Jensen Beach as time and athletic schedules permit.

Athletic Administration



Roger Bell
Associate Athletic Director for Community Relations

Roger Bell is in his sixth year as the Associate Athletic Director for Community Relations at the University of Miami.

He also directs the Life Skills Program which helps student-athletes in the areas of personal development, career development and community service.

Bell is also responsible for promoting Hurricane Athletics to the public with programs that benefit the community and the University of Miami's Athletic Department. Those programs have included "Join a Team, Not a Gang" sponsored by the Metro-Dade police and Florida Power and Light, Canes on Patrol sponsored by BrandsMart as well as student-athlete appearances to local schools to promote education and the anti-drug campaign, "Just Say No."

Bell has been a member of the Hurricane family since 1991 when he was appointed Assistant Director of the Academic Support Program for student-athletes. In that capacity Bell monitored student-athlete's academic progress and was active in career planning and placement.

A native of Chicago, Illinois, Bell graduated from Morehouse College in 1972 with a bachelor of arts in Education before moving on to the University of Miami to complete a master's of science degree in Educational Leadership in 1989. Bell also holds memberships in numerous professional associations including the National Association of Athletic Advisors for Athletics and has earned distinction by being named as one of 500 Role Models of Excellence.

Bell and his wife, Denise, have two children, Raja and Tombi.



Penni Key
Associate Athletic Director for Compliance

Penni Key has served for four years with the University of Miami Athletic Department and enters her second year as the Associate Athletic Director for Compliance. Under the direction of Key, the Compliance staff oversees all departmental compliance issues, whether it be institutional, BIG EAST or NCAA and works in the implementation and direction of such.

Key believes that the mark of a successful compliance program is education. Under her guidance, Miami's compliance office has implemented one of the most comprehensive educational programs in the country. Key was also instrumental in the computer networking of the department's academic and compliance offices so that both areas are now sharing the same data.

Key came to Miami in 1998 after spending part of 1997 as the Director of Compliance at Central Michigan and as a Compliance Consultant at Northern Arizona. The majority of the previous two years, Key served as the first compliance administrator at Fresno State, holding the title of Coordinator of Compliance, Financial Aid and Eligibility.

Prior to Fresno State, Key spent one year as a compliance and academic assistant at Illinois State. In 1993-94 she completed a graduate internship in the compliance office at the University of Nebraska-Lincoln.

Key received her undergraduate degree in Psychology with a minor in Business Administration from Eastern Illinois. She then went on to earn a Master of Science degree from Western Illinois in 1995. She has also received certification from the NACWAA/HERS Institute for Administrative Advancement.

Athletically, Key began her collegiate days as a varsity softball player at Eastern Illinois where she served as a team captain. Among her honors were Academic All-American in 1991 and Academic All-Gateway Conference in 1990 and 1991.



Connie Nickel
Assistant A.D. for Events; Senior Women's Administrator

Connie Nickel has served 15 years as a member of the University of Miami Athletic Department. Serving in the capacity of Assistant Athletic Director for Events, Nickel oversees the production of all home athletic contests as well as running all conference and NCAA championships.

She is also responsible for the scheduling of football, and men's and women's basketball games. Connie is also the administrative chair for the Student Athletic Advisory committee and is the advisor to the cheerleaders, dance team and the mascot. Since joining the University as an intern in 1987, Nickel has served as the Director of Events and Assistant Director of Events. She was appointed Senior Women's Administrator in 1998 and works to promote women's sports in the Miami area.

A native of Bay City, Michigan, Nickel graduated from the University of Michigan in 1982 with a degree in Business Administration. She earned a master's degree in Sports Administration from St. Thomas University in 1987 where she worked on the marketing and promoting of men's and women's basketball while earning her degree.

Prior to coming to South Florida, Nickel worked for A.C. Nielsen in Northbrook, Illinois, from 1982-85 as a market research associate. She currently serves as an adjunct professor at St. Thomas University teaching graduate Sport Administration.

In 2000, Nickel was inducted into the Iron Arrow Society and Tau Beta Sigma sorority.

Top-Notch Medical Staff

Bill Cowgill
Assistant Athletic Trainer
4th Year on the Miami Staff



Experience

1999-present	Assistant Athletic Trainer, University of Miami, Coral Gables, FL
1997-99	Assistant Athletic Trainer, Notre Dame University, South Bend, IN
1995-97	Graduate Assistant Athletic Trainer, University of Arkansas, Fayetteville., AR
1994-95	Assistant Athletic Trainer, St. Joseph's College, Rensselaer, IN
1992-94	Student Athletic Trainer, Ball State University, Muncie, IN
1993	Student Intern, Indianapolis Colts

Education

1997	M.E. in Sports Administration, University of Arkansas, Fayetteville, AR
1994	B.S. in Athletic Training, Ball State University, Muncie, IN

Personal

Full Name:	Bill E. Cowgill
Born:	December 2, 1970, East Chicago, IN

The number one priority of the athletic department at the University of Miami is a commitment to its student-athletes both on and off the court. This commitment is constantly reinforced with the medical attention that is available to Hurricane student-athletes. UM's newly renovated and expanded training room, located in the Hecht Athletic Center, contains the most modern equipment available.

Computerized testing and a wide range of aerobic conditioning equipment is available to help design individual rehabilitation programs and help reduce the risk of re-injury. The training room also contains a state-of-the-art Biodex machine to aid athletes in their rehabilitation.

The University has assembled one of the finest medical staffs in the country. Team physician and orthopaedic surgeon Dr. John Uribe heads a team which includes 15 medical doctors who serve as consultants, five full-time trainers and 10 student-trainers.

Uribe, regarded as one of the finest physicians in the southeast, is the assistant physician for the Miami Dolphins and the Florida Marlins. Additionally, he and Dr. Keith Hechtman, another member of UM's medical team, serve as team physicians for both Florida International University and St. Thomas University.

Hurricane athletes enjoy the luxury of having one of the nation's finest sports medicine facilities located right on campus. HealthSouth Doctors' Hospital features a full service health-care center specializing in sports medicine. The clinic provides preventative care, physicals, injury evaluations, special testing and referral to specialists. HealthSouth Doctors' Hospital possesses some of the most high-tech equipment in the nation and is available to treat Hurricane athletes.

The hospital includes a health and fitness center where they provide a wide range of services including nutrition counseling and cardiac rehabilitation all done with the exercise physiology department led by Dr. Jack Young, a member of UM's medical team.

Uribe and his colleagues at the sports medicine center are recognized as some of the finest in the field of sports medicine. Patients are often flown in throughout the east coast to be treated at HealthSouth Doctors' Hospital. Many doctors also fly in to learn sports medicine procedures and techniques from the hospital staff.

With all this medical expertise and equipment available to them, Hurricane athletes are among the best cared for in the nation.

Assistant trainer Bill Cowgill, in his fourth season with the Hurricane medical staff, works and travels with the Miami men's basketball team on a daily basis. Cowgill, who received his master's degree from the University of Arkansas in 1997, joined the University of Miami staff after spending the two seasons at Notre Dame University where worked extensively with the women's basketball program, men's and women's track teams as well as football.

Prior to his stint with Notre Dame, Cowgill spent two seasons as a graduate assistant at the University of Arkansas. Additionally, Cowgill worked as an assistant athletic trainer at St. Joseph's College (IN) from September 1994 to August 1995, was a student trainer at Ball State University from January 1992 to May 1994, and interned for the Indianapolis Colts during the 1993 season.

Cowgill earned his bachelor's degree from Ball State University in 1994.

Athletic Trainers and Medical Staff



John Uribe, MD
Univ. of N. Carolina, 1976
Physician & Orthopedic Surgeon



Keith Hechtman, M.D.
Univ. of Miami, 1979
Orthopedics



Scott McGonagle, M.S.,A.T.C.
Univ. of Arizona, 1981
Head Athletic Trainer



Kevin Blaske, M.S.,A.T.C.
Univ. of Tulsa, 1992
Asst. Athletic Trainer



Scott Bruce M.S.,A.T.,C.
E. Stroudsburg Univ., 1983
Assistant Athletic Trainer



Kysha Harriell, M.S.,A.T.C.
Univ. of Pittsburgh, 1996
Asst. Athletic Trainer



Jennifer Doherty M.S.,A.T.C.
Duquesne Univ., 1998
Assistant Athletic Trainer



Candice Kubeck
Student Athletic Trainer

Strength Training with the Best

At the University of Miami winners are made on and off the court. Just as important as the final numbers that read on the scoreboard, are the results achieved in the Hurricanes' weight room. It is this firm belief that has made Miami one of the nation's up and coming programs.

The Hurricane Strength and Conditioning program operates under the guidance of head strength coach Andreu Swasey.

Swasey returned to Miami after spending the 1999 season as the defensive backs coach at the University of Houston. Before going to Houston, Swasey served as Assistant Strength and Conditioning coach for two years at Miami.

Swasey is noted for his enthusiastic approach to weight training and for developing year-round sports specific programs for each student-athlete. Together with assistant strength coaches Dave Richardson, Victor Ishmael, Mark Dziadek, and Lance Sewell, Hurricane student athletes are given the personalized instruction and tools to reach their full physical potential.

The goal of the Hurricane Strength and Conditioning program is to minimize risk and enhance all physical parameters, including strength, speed, power, flexibility and cardiovascular endurance.

To help achieve this goal the University recently completed the construction of a new $4.9 million weight room. The 12,000 square foot state-of-the-art facility houses 20 custom designed weight lifting stations, 17 cardio-vascular machines, a stetching area, a dumbbell and rehab area, and nearly 44,000 pounds of weights.

UM student-athletes also have the use of the state-of-the-art track at the Cobb Stadium for Soccer, Track & Field. Known as one of the nation's top training tracks, Hurricane student-athletes have the opportunity to work on all facets of speed training.



Working directly with the Hurricane men's basketball program is assistant strength coach Dave Richardson. Richardson came to Miami in 2001 after serving six seasons as the head strength and conditioning coach at the University of Louisiana at Monroe. Prior to his stint at Louisiana-Monroe, Richardson served five years as head strength and conditioning coach at Nichols State University. Two of his seasons at Nichols State he served as the head track and field coach. The Monroe native also worked as the strength and conditioning coach for Central America's Davis Cup tennis team in 1991.

Richardson, who earned a Bachelor's degree in Health and Human Performance in 1989 and a Master's degree in Exercise Science in 1990 from Louisiana-Monroe, has a strong background in power lifting. In 1984 he won the Alaska powerlifting state championship, and was crowned the Louisiana state powerlifting champion in 1986 and 1987. In 1985 and 1986 he was the ArkLaMiss champion and was listed among the Powerlifting USA Top 100. In addition, Richardson served five years in the Army and was a member of the All-Army powerlifting team.

Committed to the health and development of his players, Perry Clark is one of the most progressive basketball coaches in the country with regards to strength and conditioning. It his his belief that strength and conditioning is every bit as important as practicing and watching film. Along with Richardson, Clark will evaluate the strength and conditioning program by how the Hurricanes are doing in March because just as basketball skills must improve as the BIG EAST and NCAA Tournaments come around, so must the player's conditioning.

Strength and Conditioning Staff



Andreu Swasey
Baylor Univ., 1995
Head Strength and Conditioning Coach



Mark Dziadek
Maryland, 1997
Strength & Conditioning Assistant



Victor Ishmael
South Carolina State, 1987
Strength & Conditioning Assistant



Lance Sewell
Baylor Univ., 1994
Strength & Conditioning Assistant

Dave Richardson
Assistant Strength & Conditioning Coach
2nd Year on the Miami Staff



Experience

2001	Assistant Strength and Conditioning Coach, University of Miami, Coral Gables, FL
1995-2001	Head Strength and Conditioning Coach, University of Louisiana at Monroe, Monroe, LA
1990-1995	Head Strength and Conditioning Coach, Nicholls State University, Thibodeaux, LA
1991	Head Strength and Conditioning Coach, Central America's Davis Cup tennis team
1986-1990	Student Assistant, University of Louisiana at Monroe, Monroe, LA

Education

1990	M.S. in Exercise Science, University of Louisiana at Monroe, LA
1989	B.S. in Health and Human Performance, University of Louisiana at Monroe, LA

Personal Information

Full Name:	Dave Richardson
Birthdate:	January 31, 1963
Hometown:	Monroe, Louisiana
Wife:	married to the former Amanda Ladner
Children:	Megan (15), David Sandow (4)

Academic Athletic Services

The University of Miami, one of the nation's finest institutions of higher education, shows an unparalleled dedication to academics. While Miami's athletic successes are well documented, the University's commitment to academics is second to none. Hurricane athletes have a wealth of resources and programs available to them as they work towards earning their degrees.

In striving to meet the challenges facing the student-athlete in today's complex society, the University of Miami Athletic Department along with UM's Development Academic Center and a wide-range of campus resources has established a unique academic support program that serves to enhance the life of the student-athlete.

Consistent with this commitment, the Athletic Department has established the Center For Academic Needs and Educational Support (CANES). This office's goal is to provide the support services necessary to facilitate the graduation of student-athletes.

An important objective of the program is to integrate the student-athlete into the campus community and become an integral part of the education process.

To achieve this goal CANES strives to: graduate all student-athletes by the end of their eligibility; protect and promote the integrity of the University; comply with all rules and regulations of the University and the NCAA; and maintain the athletic eligibility of every student-athlete.

Academic Programs:

FEX 101 - This unique course, offered through the Academic Development Center, is designed to provide a smooth transition from high school to college through various topics. Topics include student adjustment to University life; approaches to learning and study skills, value clarification, stress management, career decision making, structure of the University, media relations, public speaking, date rape/acquaintance rape, alcohol abuse, diversity, and the NCAA/BIG EAST Conference Rules and Regulations. All freshmen student-athletes are required to participate.

Pro-Active Mentorship Program - This program is designed to assist student-athletes with the transition skills necessary to be successful college students. All freshmen are required to participate and meet once a week with a mentor covering issues such as time management, goal-setting, class preparation, test preparation, etc.

Study Table Program - The Study Table Program is a valuable tool designed to provide locations and time to accomplish academic goals. Tutors, computer labs, and quiet areas are designated for this program.

Tutor Program - Level 1 tutors certified by the College Reading and Learning Association provide individual and group assistance upon request.

Monitoring Program - Progress reports are received by professors three times a semester regarding the academic performance of student-athletes enabling potential problem areas to be addressed and corrected.

Academic Captains - Academic College Representatives, Athletic Academics Services personnel and a representative from each team meet once a month to discuss important academic and University issues.

Academic Coach Program - Professors get a chance to become a student-athlete by getting an opportunity to be involved in practice, game-week and game-day activities and experience first-hand the demands placed on student-athletes.

Degree Completion Program - Designed to assist students complete degree requirements once they have exhausted their eligibility.

Computer Lab - Located within the Hecht Athletic Center, student-athletes have access to personal computers on which to complete class assignments, access the Internet and conduct research. The lab also has laptop computers that student-athletes can check out and take with them on team trips, or when they want to work on their own.

The Colleges and Schools

The School of Architecture, founded in 1983, offers a wide range of professionally accredited undergraduate and graduate degrees with specialization in suburb and town design and computing in design. The school's faculty and students, headed by Dean Elizabeth Plater-Zyberk, have earned numerous honors and accolades for excellence in design. Fall 2001 enrollment: 309.

The College of Arts and Sciences, founded in 1926, encompasses most of the disciplines within the realm of the liberal arts. The college comprises 17 academic departments, with approximately 450 distinct majors available to undergraduates. The college employs approximately 300 full-time faculty. Fall 2001 enrollment: 3,881.

The School of Business Administration, founded in 1929, is accredited by the Association to Advance Collegiate Schools of Business. The nine departments of the school offer 26 undergraduate and graduate-level degree programs. It also is one of the first schools in the nation to offer a graduate-level management program in the Spanish language for Latin American business executives. Fall 2001 enrollment: 3,182.

The School of Communication, founded in 1985, is one of the fastest-growing schools at the University. Major programs of study include public relations, motion pictures, and broadcast journalism, as well as photography, advertising, and graphic design. It also houses a broad range of student facilities and activities such as a cable television station and a student-run FM radio station, an award-winning twice weekly newspaper, and a nationally recognized debate team. Fall 2001 enrollment: 1,286.

Leigh Husband
Academic Advisor



Experience

1998-:	Coordinator of Academic Advising, University of Miami
1994-98:	Coordinator of Academic Support and Student Programs, Marquette University
1993:	Mentor, Lynn University
1993-94:	Resident Director, Lynn University
1992-93:	Athletic Academic Advising Intern, Indiana University

Education

1993:	Master of Science in College Student Personnel Administration, Indiana University
1991:	Bachelor of Science in Secondary Education, University of Vermont

Personal

Name:	Leigh Meredith Husband
Hometown:	Brightwaters, Long Island, New York
Born:	August 25, 1969 in Plattsburgh, NY
Marital Status:	Married to Jamie Husband
Children:	Ross (2)

The Colleges and Schools

The School of Continuing Studies, founded in 1974, serves as an outreach arm for the University. The school promotes the research and teaching of the faculty by marketing the resources of the University locally, regionally, nationally, and internationally. The school offers certificate, undergraduate, and graduate degree programs for nontraditional adult students, such as those in the corporate community, as well as for international students and gifted high school students. Fall 2001 enrollment: 403.

The School of Education, founded in 1929, houses the Departments of Teaching and Learning, Educational and Psychological Studies, and Exercise and Sport Sciences. Undergraduate majors and minors are available in elementary, secondary, special, and music education. There also are disciplines such as exercise physiology and teaching English to speakers of other languages (TESOL). All teacher education courses are approved by the State of Florida and are accredited by the National Council for Accreditation of Teacher Education. Fall 2001 enrollment: 630.

The College of Engineering, founded in 1947, is one of the largest schools of its kind in a private institution of higher learning. The college's most distinctive features are the interdisciplinary courses of study, the result of associations with several areas of the University; these include biomedical engineering, which involves a partnership with the School of Medicine, and ocean engineering, which has a partnership with the Rosenstiel School. Fall 2001 enrollment: 1,008.

The Graduate School, founded in 1959, offers graduate degrees in all major areas, with 60 doctoral, 125 master's, and eight specialist programs. The list of accomplishments in post-baccalaureate education is extensive. The Rosenstiel School is considered among the world's top institutes for marine and atmospheric research and graduate training. The UM/Jackson Memorial Medical Center is lauded as the second largest in the nation, and the School of Business Administration has one of the largest executive M.B.A. programs in the country. Fall 2001 enrollment: 3,243.

The School of Law, founded in 1928, offers graduate programs in comparative law, inter-American law, international law, ocean and coastal law, taxation, estate planning, and real estate property development. The law library is considered a leading legal research library with state-of-the-art research tools and journals. Fall 2001 enrollment: 1,234.

The School of Medicine, founded in 1952, already has established a research enterprise that the National Institutes of Health ranks in the top 30 percent of the nation's 125 medical schools with regard to research funding awarded. The medical school's 1,000-plus full-time faculty members and an additional 500 research personnel conduct clinical and basic science research crossing all disciplines, from epidemiology and pediatrics to AIDS, psychiatry, and the neurosciences. Together with its partner, Jackson Memorial Hospital, the school comprises the second-busiest medical center in the nation. Fall 2001 enrollment: 885.

The School of Music, founded in 1926, is one of the largest schools of its kind in a private institution and one of the most comprehensive in all of higher learning. The school offers many bachelor's and master's degree programs. The school's facilities include the Maurice Gusman Concert Hall and the L. Austin Weeks Center for Recording and Performance, which contains the Victor E. Clarke Recital Hall, among others. Fall 2001 enrollment: 734.

The School of Nursing, founded in 1968, houses one of the first collegiate nursing programs in South Florida. The school has an emphasis on transcultural nursing, which recognizes an individual's unique health benefits and practices. The school is a leader in the development of innovative primary care nursing practice models, which have earned national and international recognition. Fall 2001 enrollment: 307.

The Rosenstiel School of Marine and Atmospheric Science, founded in 1969, has grown from humble beginnings into one of the nation's leading institutions for oceanographic research and education today. The school offers curricula in applied marine physics, marine affairs, marine and atmospheric chemistry, marine biology and fisheries, marine geology and geophysics, and meteorology and physical oceanography. Fall 2001 enrollment: 202.

Academic Support Staff



Tomas Jimenez (M.S.) Asst. A.D. for Academic Services



David Wyman (M.S.) Associate Director of Academic Services



Carole Walker (M.Ed.) Coordinator of Academic Advising



Christine Scheets (B.A.) Assistant Learning Specialist



Damond Neely Graduate Assistant



Kenneth Damas Computor Lab Coordinator Student Employee



Nicky Weston Academic Coordinator

According to a report released by The Chronicle of Higher Education, the University of Miami men's basketball program ranks third in the nation among the 115 Division I-A institutions with an 82 percent graduation rate for student-athletes who entered school from 1992-93 to 1995-96.

The national average for men's basketball players over that four-year period was 34 percent. Graduation rates were tabulated and released by the NCAA in its 2002 NCAA Graduation Rates Report.

Miami's 1993-94 to 1995-96 classes registered a perfect 100 percent graduation rate.

Division I-A Men's Basketball Graduation Rates (1992-93 to 1995-96):

1.	Stanford	100%
2.	Southern Methodist	90%
3.	MIAMI	82%
4.	Notre Dame	75%
5.	Duke	73%
6.	Rice	70%
	Kansas	70%
8.	New Mexico State	67%
	North Carolina	67%
10.	Tulane	64%
	Vanderbilt	64%

Success – Athletic and Academic

Brandon Adams – (1992) Is an entrepreneur in Washington D.C.
Kendall Allen – (1963) Is a Real Estate Developer/ Broker in Altamonte Springs, FL.
Bruce Applegate – (1961) Is currently a teacher in Palm Beach Gardens, FL.
Wayne Beckner – (1965) President of Wayne C. Beckner and Associates, Inc. in Miami.
Dennis Burns – (1989) Is a teacher at Miami Killian High School.
Trevor Burton – (1993) Is a teacher in the Miami Dade public school system.
Dan Cantrell – (1970) Is President of Athletic Ministries International, Inc. in Memphis, TN.
Ed Contreras – (1959) President of Worldwide Technology, Inc. in Tampa.
Jerry Davis – (1959) Real Estate broker in Miami.
Tim Dawson – (1988) Principal at Miami Killian High School.
Adam Dusewicz – (1994) Is currently a lawyer in Miami.
Steven Edwards – (1996) Playing professionally in Argentina.
Alex Fraser – (1997) Morgage banker for HomeBanc Morgage Corporation in Miami.
Steve Frazier – (1997) Is a teacher and basketball coach at Miami Killian High School.
Joe Gardner – (1959) Earned MBA from UM in 1970. Is currently teaching Business Law and Accounting at NW Technical College in Tennessee.
Robert D. Green, DBA – (1967) Is President of R.D. Services, Inc. (business consulting) as well a professor in the School of Business at Indiana State University.
Thomas Green – (1969) Is currently self employed in Owensboro, KY.
Charles Grob – (1966) Retired businessman, currently pursuing an acting career in film and commerciels.
Thomas Hilbish – (1941) Is a Professor of Music at the University of Michigan in Ann Arbor, MI.
Tim James – (1999) Drafted in the first round of the NBA by the Miami Heat. Currently playing for the New York Knicks.
Jim Kieserman – (1992) Is a teacher and basketball coach at Penns Valley High School in Spring Mills, PA.
Dr. Edward Klima – (1956) Retired fishery scientist in Skamania, WA.
Rick Law – (1971) General Manager of AC Collins Ford in Pasadena, TX.
Stewart Marcus – (1966) Real Estate Broker in Coconut Grove, FL.
Torey McCormick – (1997) Is currently working in Lebanon, OH at the national headquarters of Athletes in Action.
Edwin Morris – (1958) Is the owner of Morris & Associates, Inc. An engineering and architectural firm in Noblesville, IN.
Jake Morton – (1993) Played professionally in Israel. Is currently coaching basketball at St. Francis University in Pennsylvania.
Bob Nylin – (1970) Is currently a principal at Logan County High School in Russellville, KY.
Kevin O'Riordan – (1971) Is President of I.T.I. Consultants in Coral Springs, FL.
John Osbourne – (1970) Is a pilot for American Airlines.
Constantin Popa – (1995) Played professionally in Israel for a number of seasons. Is currently working in Miami as an insurance salesman.
Kevin Presto – (1989) Broker for UBS Warburg in Houston, TX.
Steve Rich – (1996) Playing professionally in Argentina.
Anthony Rosa – (1996) President and CEO of Global Sports Inc. in Woodbridge, NJ.
Kenneth Ryskamp – (1955) Is a United States District Court Judge (Southern District of Florida) in West Palm Beach, FL.
Phil Sistik – (1946) Is a retired Fire Chief in Coral Gables, FL.
Bill Soens – (1968) Drafted in the 11th round of the NBA by the Philadelphia 76ers and the 10th round of the ABA by the New York Nets. Is currently a realtor in Avalon, NJ.
Jamie Waggoner – (1997) Is currently working as a model in Miami.
Mike Wittman – (1967) Drafted in the 5th round of the NBA by the St. Louis Hawks and the 12th round of the ABA by the Anaheim Amigos. Is currently working for Goodyear Tires in Akron, OH.
Bob Schneckenberg – (1987) An architect at Robert M. Swedroe – Architects and Planners in Miami.
Dr. Robert B. Steiner – (1958) Is an orthopedic surgeon in Pleasanton, CA.
Brad Timpf – (1996) Is a chiropractor in Miami.
Joe Wylie – (1991) Drafted in the second round by the Los Angeles Clippers. Currently playing professionally in Europe.

Success in the Classroom

Since the beginning with the 1990-91 season, 30 of the 34 seniors that have completed their eligibility at the University of Miami have gone on to receive their degrees while the other four are currently playing basketball professionally. Below is a list of the 30 who have graduated and their majors.

1991	
Joe Ross	Business
Joe Wylie	Broadcast Communications
1992	
Brandon Adams	Business
Jimmy Kieserman	Business Management
Joseph Randon	Business
Jerome Scott	Business
1993	
Trevor Burton	Business
Adam Clark	Business
Anthony Lawrence	Speech Communication
Jake Morton	Business
Hammie Ward	Business
1994	
Adam Dusewicz	Finance
Chris Parker	Business Management
1995	
Constantin Popa	Business Management
1996	
Steven Edwards	Business
Anthony Rosa	Psychology
Brad Timpf	Microbiology
1997	
Clifton Clark	Psychology
Will Davis	Sociology
Alex Fraser	Business
Steve Frazier	Business
Torey McCormick	Business
1998	
Kevin Norris	Business Management
Jaime Waggoner	International Finance and Marketing
1999	
Tim James	Sociology
2000	
Mario Bland	Business Administration
Vernon Jennings	Liberal Arts
2001	
Dwayne Wimbley	Business Management
2001	
Jerry Schlie	Finance
Elton Tyler	Business Management

Distinguished Alumni

Rick Barry, '65:

Member of the Basketball Hall of Fame. Barry is the all-time leading scorer at the University of Miami and is the only player in basketball history to win scoring titles in the NCAA, NBA, and ABA.

Roy Black, '70:

A criminal defense attorney whose famed cases include the William Kennedy Smith trial in 1991 and sportscaster Marv Albert.

Gloria Estefan, '78:

Entertainer and producer. Her music is widely known and includes several No. 1 singles, such as "Conga" and "Rhythm is Gonna Get You." Her song "Reach" was the official theme song of the 1996 Summer Olympics.



Roy Firestone, Class of '75

Roy Firestone, '75:

He hosted his own successful TV talk show Up Close on ESPN and now hosts several prime time specials, including Up Close PrimeTime, on the national cable network. *Sports Illustrated* has called him "The best interviewer in the business."

Sandy Freedman, '65:

The first woman mayor of Tampa, Florida. Her cookbook, Specialties of the House, Recipes for People on the Go, features 115 of her favorite dishes.

Jerry Herman, '53:

He has become one of the most successful composer/lyricists in the history of Broadway. Among his best-known works are Milk and Honey, Hello Dolly!, Mame, Mack and Mable, Dear World, and La Cage Aux Folles. He has been honored by his peers with two Tony Awards, a Variety Poll Award, and two Grammy Awards.

Bruce Hornsby, '77:

He is a singer and musician. Bruce Hornsby and the Range were the 1987 recipients of the Grammy Award for Best New Artists. His band continues to produce hit music.

Patricia Ireland, '75:

Past-president of the National Organization for Women and author of What Women Want.

David Alan Isaacs, '71:

Producer for Paramount Pictures. He created famed sitcoms such as Cheers and Frasier, and also wrote for MASH.



Dwayne Johnson "The Rock", Class of '95

Dwayne Johnson, '95:

Known as "The Rock," he is a star wrestler in the World Wrestling Federation who also dubs himself "The People's Champion." He recently broke into singing and acting, appearing in music videos and feature films, including a lead role in Universal Studios' The Scorpion King.



Suzy Kolber, Class of '86

Suzy Kolber, '86:

She is a reporter for ESPN. She previously worked as an anchor and reporter for Fox Sports. She cohosted the inaugural Extreme Games on ESPN and ESPN 2 in 1995, and won a local Sports Emmy in 1988 for sportscast production at WTVJ in Miami.

Alfred O'Hara, '54:

Former space shuttle launch director who participated in the Apollo, Skylab, and the Apollo-Soyuz launches. He won NASA's Exceptional Service Medal in 1969.

Eddie Rodriguez, '77:

He is the creative director and CEO of Wilke-Rodriguez, a men's designer sportswear company that he cofounded in 1987. The company has grown today into a multimillion-dollar clothing line with stores around the world.

Al Rosen, '48:

He is a former president and general manager of the Houston Astros and has been president of the New York Yankees and San Francisco Giants.

Jon Secada, '83:

A two-time Grammy Award winner, he is one of the most popular entertainers in the world. His debut album sold more than four million copies, and he has career album sales of more than 20 million units worldwide. Topping charts with his own recordings, he also has written or produced hit songs for such stars as Ricky Martin and Jennifer Lopez.

Sylvester Stallone, '99:

One of Hollywood's most popular, highest-paid actors. He first became an international superstar in 1976 after he wrote and starred in Rocky, which won an Oscar for Best Picture. His huge box office success continues primarily in action films.

Lari White, '88:

One of the most successful country singers of her generation, she has worked as a staff songwriter for Ronnie Milsap's publishing company and a backup singer for Rodney Crowell before coming out with her debut album Lead Me Not. She was nominated Top New Female Vocalist in 1994 by the Academy of Country Music. Her second album, Wishes, became a gold record.

Important Information From the University of Miami Compliance Office

Dear Prospective Student-Athlete:

As a prospective student-athlete, you may have the athletic potential to play college basketball at the Division I level. If so, you probably will be exposed to an enormous amount of recruitment activities from universities across the country. Throughout the recruitment process, coaches will reference various NCAA rules and regulations. The rules are designed for various reasons. The most important of which are to ease the pressures on prospective student-athletes and to level the playing field so that all universities operate within the same guidelines.

During the recruiting process you may have the following questions:

- When and how often can I visit an institutions campus?
- When, where and how often can a coach telephone me?
- How many times can a coach observe me in practice and/or competition?
- What academic criteria must I meet to be eligible to play Division I college basketball?

The answers to these questions and more can be obtained from the University of Miami Compliance Office or the NCAA by requesting the NCAA Guide for the College-Bound Student-Athlete. The guide may be provided to a prospective student-athlete at any time. The guide addresses issues related to Divisions I, II and III academic eligibility, financial aid, recruitment and more. To receive a copy of the guide call the NCAA Hotline at 1-800-638-3731 or request it from the University of Miami coach who is recruiting you.

Please remember that since violations of NCAA rules during your recruitment could jeopardize your athletic eligibility, it is important for you and your parents to be informed and to ask questions throughout the recruiting process.

Best of luck and GO HURRICANES!

Sincerely,

Penni Key

Associate Athletic Director for Compliance

A Division I institution may provide you with the following printed materials:

- General correspondence, including letters, U.S. Postal Service postcards and institutional note cards;
- Game programs, which may not include posters, and one Student-Athlete Handbook;
- NCAA educational information;
- Pre-enrollment information subsequent to signing a National Letter of Intent with the university;
- One athletic publication (e.g., media guide or recruiting brochure);
- Official academic, admissions and student services publications published or videotapes produced by the institution and available to all students;
- Schedule and business cards;
- Questionnaires which may be provided prior to your junior year; and
- Camp brochures which may be provided prior to your junior year.

F.A.Q.'s

Who is a Prospective Student-Athlete (Prospect)?

You are a prospect if you have started classes for the ninth grade. Before the ninth grade, you may become a prospect if a university provides you (or your family or friends) any financial aid or other benefit that is not usually provided to prospective student-athletes.

How do I know if I'm being recruited?

A coach is recruiting you if they try to convince you directly, or through your family, to attend their school and participate in intercollegiate athletics. There are several ways to be recruited: (1) a coach may provide you with an official paid visit to view the campus, (2) a coach may arrange an in-person, off-campus meeting with you (or your family), or (3) a coach or staff member may call you (or your family) on more than one occasion for the purpose of recruitment.

Important Information From the University of Miami Compliance Office

Coaches and authorized institutional staff members are the only individuals who may recruit you. Representatives of athletic interests (boosters) may not call, write or make in-person contact with you anywhere for the purpose of recruiting you to a university and participating in athletics.

When can a coach contact me?

Off Campus Contact: A coach can arrange a face-to-face meeting, off the University's campus, with you beginning July 1st following the completion of your junior year in high school.

Telephone Calls: In the sport of men's basketball, a coach may call a prospect once during the month of March during the prospect's junior year in high school and once on or after June 21st of the prospect's junior year in high school. Thereafter a basketball coach may call a prospect three times in the month of July and then no more than once a week. You may call a coach at your own expense at any time. Unlimited phone calls are permitted by a coach under the following circumstances: 1) during the five days prior to your official visit, 2) on the initial date for signing the National Letter of Intent and the two days that follow, and 3) on the day a coach has off-campus contact with you or your family.

Letters: Letters and recruiting information may be sent to you starting September 1st at the beginning of your junior year in high school.

What is a Contact?

A contact is any face-to-face encounter between a prospect or the prospect's parent(s) or legal guardian and an institutional staff member or athletic representative during which any dialogue occurs in excess of an exchange of a greeting. **NOTE:** At the Division I level, athletic representatives (boosters) may not contact you for the purpose of recruiting.

What can a school offer me to attend their University?

You (or your family) may not receive any benefit, inducement or arrangements such as cash, clothing, cars, gifts or loans to encourage you to sign a National Letter of Intent or to attend a NCAA school.

A University may offer you a one-year scholarship that covers room and board, tuition and fees, and required course-related books, or any part of these. The institution can recommend that this aid is renewed each year, as is the general practice at the University of Miami but this renewal is not guaranteed. In addition, they can offer you quality academic and medical support, as well as the opportunity to compete for one of the nation's top programs.

What can I do during this process?

Enjoy your high school years and work hard both in the classroom and in your sport. At the beginning of your junior year you should sign up for the NCAA Clearing House. Your high school guidance office can provide you with the information to register.

Who can I contact with questions?

Call the NCAA at (317) 917-6222 with questions regarding eligibility requirements and recruiting.

Office of Athletic Compliance

Penni Key is in her fifth year at the University of Miami and second as the Associate Athletic Director for Compliance. Key and her assistants, Tony Hernandez, Jessica Reo, and Andrea Nordmann, form one of the nation's most comprehensive compliance departments. They work closely with the Hurricane athletic department to ensure full compliance with institutional, BIG EAST and NCAA rules and regulations.



Penni Key
Associate Athletic Director/Compliance



Tony Hernandez
Director of Compliance



Jessica Reo
Coordinator for Monitoring and Documentation



Andrea Nordmann
Administrative Assistant

Hurricanes in the Community



Carla Collins
Community Relations

At the University of Miami, our student-athletes, coaches, and staff take great pride in giving back to the community.

The Hurricanes are dedicated to the improvement of our community with a special focus on the children of South Florida. Through volunteerism, student-athletes will have the opportunity to serve the community and be positive role models to youth.

As an educational institution we want to instill the importance of education and hard work into our youth through examples of leadership and dedication to our community and its members.

Through community service projects, student-athlete and staff appearances, contributions and fund-raising events it is our goal to build a partnership with our community that will assist us in our goal of enhancing the quality of life for South Florida's youth.

The University of Miami has a number of different programs for student-athletes to become involved. The following is a list of community programs and events that the Hurricanes have contributed their time and service to:

Hurricanes Speaker's Bureau - Student-athletes, coaches and staff take time to speak to groups about developing a positive, winning lifestyle.

5000 Role Models - The project's goal is to have student-athletes and athletic department staff members intervene in the lives of at-risk boys to provide them with alternatives that will lead them away from crime and violence.

First Mentors - In partnership with Big Brothers Big Sisters, pairs of student-athletes are matched with a child to serve as mentors.

Join-a-Team, Not-a-Gang - Its purpose is to encourage area youth to seek positive alternatives to gangs.

Red Ribbon Week - An annual week-long event where student-athletes make appearances at local schools and organizations to educate children on the importance of staying drug free.

Hurricane Helmet Helpers - Area youngsters are given the opportunity to greet Hurricane players and serve as a personal attendant.

Thanksgiving Dinner Delivery - Student-athletes distribute approximately 80 thanksgiving baskets and bring holiday cheer to many South Florida families. Through the generous donations Sysco Food Services of South Florida, each of the baskets contains a full-size turkey, pumpkin pie and canned goods.

Future Canes Program - Exposes at-risk youth, disabled persons and disadvantaged children to a university atmosphere and Hurricane athletic events.

Canes on Patrol - Student-athletes are given an inside look at police work riding with Broward County Sheriffs and assisting in their patrols.

UM, City of Hialeah Team Up - The UM Athletic Department entered in a 5-year grassroots partnership with the City of Hialeah that will allow the Hurricanes to reach out into the community and create opportunities for local youths to participate and enjoy athletics.

- Habitat for Humanity
- Haunted House
- Ronald McDonald House
- Big Brothers Big Sisters
- Boys and Girls Club
- Hospital Visits
- Youth Clinics
- Creek Sweep
- Painting Projects
- YMCA





Ibis and Michael Simmons at Red Ribbon Week

UM, City of Hialeah team up





Danny Marakovits at boys and girls basketball clinic

Life Skills



Roger Bell
Associate Athletic Director/Life Skills Program Director

The University of Miami is committed to a program that provides educational experience and services in order to develop well-balanced lifestyles for student-athletes; encourage growth in decision making, planning and fulfillment of career and life goals; and to enhance the quality of the student-athlete experience. In the process of achieving this mission, the Life Skills Program will:

- Support the efforts of every student-athlete toward graduation
- Use athletics as a preparation for success in life
- Meet the changing needs of student-athletes
- Enhance interpersonal relationships in the lives of student athletes
- Assist student-athletes to build self esteem
- Enable student-athletes to make meaningful contributions to their communities
- Promote ownership by the student-athlete of his/her academic, athletic, personal and social responsibilities
- Enhance partnerships between the athletic department, other university departments and the community for the purpose of education

Athletic Department staff work closely with the University's Counseling Center, Health Center, Wellness Center, Dean of Students, and Volunteer Services to provide services for our student-athletes. We also use numerous resources from the South Florida Community for our programming. The Personal Development Componenet of our Life Skills Program provides student-athletes opportunities to focus on personal growth and developing healthy lifestyles.

Career Development

The Career Development Program provides student-athletes the opportunity to explore career options, develop job search skills, and assistance with job placement.

Career Awareness

- Interest Inventories
- Skills Assessments
- Career Information

Career Exploration

- Career Day
- Internships
- Summer Jobs

Job Placement

- Resume Preparation
- Interview Skills Training
- Job Search Skills
- Career Networking

Personal Development Seminars & Workshops

The Personal Development Componenet of our Life Skills Program provides student-athletes opportunities to focus on personal growth and developing healthy lifestyles. Programs include:

Personal Health

- Nutrition
- Eating Disorders
- Sexual Responsibility
- Self-Esteem
- Stress Management
- Alcohol Choices
- Addictive Behaviors
- Dealing with Depression and Grief

Communications

- Interpersonal Communication
- Media Relations

Social Development

- Manners and Etiquette
- Dealing with Authority
- Fiscal Responsibility
- Agents
- Diversity



Life Skills Education



Career Day



Study Hall





Manners and Etiquette



Hurricane Staff



Linda Britton
Director of Internet Communications



Theresa Chin-Loy
Staff Associate



Brian Cockerham
Director of Development



Chris Cohen
Ticket Sales Associate



Renee Cohen
Staff Associate



Leinad Cross
Coordinator of Special Events



Steve DeBardelaben
Team Captain



Alex DeGracia
Assistant Director of Events



Niles Eggleston
Director of Annual Giving



Stacey Gabel
Assistant Director for Marketing



Zachary Goines
Convocation Center Staff Accountant



Debbie Hagen
Coordinator of Athletic Medical Insurance & Records



Angela Harris
Assistant Ticket Manager



Susan Hedin
Staff Associate



Kelly Jensen
Director of Corporate Sales



Alex Kelley
Assistant Director for Marketing



Jeremy Lamb
Assistant Ticket Manager



Dorothy Lewis
Assistant Business Manager



Peter Mosienko
Assistant Director for Corporate Sales



Stephen Nebrat
Asst. AD/Facilities; Procurement & Systems Administration



Felipe Oliveira
Facilities Coordinator



Ana Perez
Business Office Coordinator



Chris Prindiville
Assistant Athletic Director/Marketing



Dawn Reynolds
Assistant Athletic Director/Business



Dick Sapara
Director of Ticket Sales



David Scott
Assistant Athletic Director/Operations & Travel



Dee Strickland
Business Office Coordinator



Steven Stroud
Assistant Director of Annual Giving



Derek Stucker
Assistant Director for Marketing



Dorothy Wehr
Receptionist

Additional Hurricanes Staff

University Administration 12-13
Athletic Administration 46-47
Athletic Training 48
Strength & Conditioning Staff 49
Athletic Academic Services 50-51
Athletic NCAA Compliance 54-55
Community Relations 57
Life Skills 184
Sports Information 184

Miami: Where the heat is on

"Welcome to Miami…bienvenidos a Miami." With 84 miles of Atlantic coastline, yearlong sunshine, and a boasted average daily temperature of 75 degrees, it is no wonder in his hit single, rapper Will Smith dubbed Miami "the city where the heat is on."

The Heat on the Court

Thanks to South Florida's year-round, sports-friendly climate, Miami has a lot to offer in outdoor recreational activities. From some of the PGA's finest golf courses to almost 700 parks, there is something for everyone here. With countless opportunities for kayaking, scuba-diving, fishing, beach volleyball, and rollerblading, there is no excuse for going without a tan.

South Florida truly has the perfect weather for sports, and is one of only eight metropolitan areas in the United States that can boast of a professional franchise in each of the four major sports. The Major League's Florida Marlins had everybody "doing the fish" when they won the World Series a few years ago. The NFL's Miami Dolphins have thrilled fans for decades at the Pro Player Stadium, which hosted both the 1995 and 1999 Super Bowls. Despite the warm weather, South Florida's own hockey team, the Florida Panthers, can keep up on the ice. And for basketball fans, the NBA's Miami Heat and the WNBA's Sol keep things heated up at the AmericanAirlines Arena.

Miami is Caliente

Truly a melting pot, Miami plays home to a variety of cultures, creating a totally unique, vibrant cultural mosaic. With representatives of every Hispanic nation in the world, Spanish serves as a second language to most of Miami's residents. Little Havana is the heart of Miami's Cuban community, where churro vendors line the streets, the aroma of high-octane café Cubano fills the air, and the spirit of friendly competition fills Domino Park.

The spirit of the Caribbean is alive in Little Haiti, where many Haitian artists, musicians and entrepreneurs get their start in Miami. The proud focal point of this neighborhood is the Caribbean Market, an open-air replica of Port-au-Prince's Iron Market, where Creole is the dominant language, and there are elements of Afro-Caribbean religions such as voodoo.

Sizzling the Silver Screen

With tropical weather, a high quality labor pool, low production costs, and direct links to Latin America, Miami has become one of the most important entertainment centers in the world. Dubbed as the Latin-American Hollywood by the *New York Times*, such blockbusters as *Big Trouble*, written by *Miami Herald* columnist Dave Barry, and starring Tim Allen and Rene Russo, Any *Given Sunday, There's Something About Mary, The Birdcage,* and *Wild Things* were all filmed in Miami.

Miami is a Hollywood favorite off-screen as well as on-screen, with dozens of celebrities calling Miami home, and even more who consider it a favorite weekend getaway. Gloria and Emilio Estefan's Star Island estate and Gianni Versace's Ocean Drive mansion-turned-museum are just a couple of examples of Miami's celebrity appeal.

Miami Hot Spots

For shopping, for dancing, or for just plain people watching, Miami offers several places to see and be seen.

With over 800 buildings designed in the 30s and 40s, South Beach serves as the largest collection of Art Deco architecture in the world. It also sets the scene for a nightlife that just won't quit. Celebrity-owned restaurants like Cameron Diaz's Bambu, night clubs such as Level, which is based on the format of New York's Studio 54, and a medley of huge anchor stores and small unique boutiques create the flavor of Miami's most famous hot spot.

Coconut Grove, just a ten-minute drive from the University of Miami, is another student favorite. Built mainly by West Indian craftsmen brought in from the Bahamas, it still holds onto the Caribbean appeal its name suggests. Attracting writers, artists, and non-conformists, this hub of the bohemian arts contributed to Miami's cultural renaissance. Fast-forward a century, and the Grove is still one of Miami's hottest nightspots, with more than 75 cafes, restaurants, and clubs that line the streets.

The Warmth of Coral Gables, the "City Beautiful"

The University of Miami campus is located in Coral Gables, dubbed "the City Beautiful." Founded by George Merrick almost a century ago, the Gables is one of Miami's most beautiful areas. The palm-lined streets are all named after European villages, each one bordered by Old Spanish style homes. Downtown Coral Gables is bustling with the many offices of multi-national corporations. The city's central boulevard, Miracle Mile, has a wide array of designer boutiques and art galleries. One Gables favorite is the Venetian Pool, a beautiful swimming lagoon carved out of coral, which features cascading waterfalls and underwater caves.



Miami Beach

Miami Quick Facts

Average Temperature: 84°
Days of Sunshine: 300
Miles of Beaches: 84



Downtown Miami



Hurricane Warnings

The Hurricanes

It began in controversy. Some reports say the 1927 football team held a team meeting to select Hurricanes, hoping they would sweep away opponents just as the devastating storm did on September 16, 1926. Another version holds that Miami News columnist Jack Bell asked end Porter Norris of the 1926 team what the team should be called. Told that the local dignitaries and University officials wanted to name the team for a local flora or fauna, Norris said the players wouldn't stand for it and suggested "Hurricanes" since the opening game had been postponed by such a storm. From time to time, opposition has arisen to the name that would "reinforce Miami's negative reputation as a weather-beaten community living constantly under the threat of destruction." But as one UM official rationalized in the 60's, "Does anyone think Chicago is overrun by bears just because the town has a football team by that name?"

Orange, Green & White

UM's school colors were selected in 1926. The colors of the Florida orange tree represent UM. Orange symbolizes the fruit of the tree, green represents the leaves and white, the blossoms.

The U

In 1973, UM's Athletic Federation, the fund raising arm of the athletic department at the time, commissioned a local public relations expert to develop a distinctive logo. The University had gone several years with a variety of helmet and uniform changes and the Federation noted that a number of major colleges have the initials UM. Miami designer Bill Bodenhamer suggested the "U" idea, which lent itself to distinctive logos for each sport as well as slogans like "U gotta believe" and "U is great."

Sebastian the Ibis

Folklore maintains that the Ibis, a symbol of knowledge found in the Everglades and Egypt, is the last sign of wildlife to take shelter before a hurricane and the first to reappear after the storm. The local marsh bird was considered UM's first unofficial mascot when the school yearbook adopted the name "Ibis" in 1926. Its popularity grew among the students during the 50's. In 1957 San Sebastian Hall, a residence hall on campus, sponsored an Ibis entry in the homecoming celebration. The next year, student John Stormont performed at games in an Ibis costume that was glued, sewn and pinned together and was the forerunner of today's bird. Through the years, the Ibis has become one of the most recognizable college mascots in the United States.

Cheerleaders

The University of Miami cheerleaders are the catalyst for school spirit at the University. Along with cheering at both home and away athletic contests, the squad is a strong public relations arm for the University. Active in community service and charitable projects, the cheerleaders are a great source of pride for the University and the City of Miami. Under the direction of coaches Dan Reynolds and Nichole Stimson, the co-ed cheerleaders are consistently rated among the nation's top squads. The Hurricanes, like so many other high profile universities, recently added an all-girls cheerleading squad. This squad, which competes at the national Universal Cheerleaders Association college competition, are coached by Heather Almaguer and Cristina Ball. The team is captained by Jennifer Lande and Jenny Escobar.

Sunsations

Now in their 15th year of entertaining fans, the University of Miami Sunsations dance team is a squad of enthusiastic and talented performers. Their reputation for excellence has grown both locally and nationally. The Sunsations, coached by former members Janine Thompson and Jennifer Schaefer perform at many charitable and community service events in addition to Hurricane football and basketball games.













Athletic Facilities



Mark Light Field

In 1971, former Miami Coach Ron Fraser had a dream of building a state-of-the-art college baseball field and Hurricane supporter George Light came forward with the funding. However, Light never got to see the Hurricanes reach the College World Series. He died shortly after his donation as the Hurricanes finished second in their first CWS. The field, dedicated in 1977, is named for Light's son, Mark, who died of muscular dystrophy. Light's widow, Ethel, was known as "The First Lady of Mark Light Field." She was seldom missing from her seat right behind home plate. She passed away in 1994.

In 1994, the field was refurbished with natural grass and several additional renovations were made in the fall of 1996. The locker room, training room and umpire's room were updated. A new hitting cage and sound system were also added. "The Light" has been the home of the 1982, 1985, 1999 and 2001 NCAA College World Series Champions. One of the nation's most complete facilities, MLS has a seating capacity of 5,000.



Greentree Practice Fields

Because of a generous donation by Myron Greentree, the practice fields for Hurricane athletes was opened in the 1970's. The practice home of the 1983,'87,'89,'91 and '01 national football champions under went a $2 million renovation during the 1998 off-season. The renovation included three full-length prescription athletic turf fields and lights for evening practices.

and 28 Olympians, including three-time National Champion and five-time World Champion diver Greg Louganis.



Ronald W. Shane Watersports Center

The Ronald W. Shane Watersports Center, home of the University of Miami rowing team, is dedicated "to promote and develop amateur watersports competition for adults, youth, students, and underprivileged individuals in South Florida." The charter of the Watersports Center is grounded in the beliefs of its founder, Dr. Ron Shane, that giving back to the community and providing resources to anyone willing to participate is the most important aspect of the organization. The Watersports Center is a not-for-profit foundation, all of whose programs are open to the community.

The Watersports Center was dedicated in October of 1993 and has 4,200 square feet if storage space for shells. It is located on Indian Creek, a three mile sheltered body of water that is wide enough for six boats in the heart of Miami Beach. Beginning in 2002, a second level will be added to the center, with more space for meeting rooms, ergs, weight room and an internet café.



Knight Sports Complex

With the dedication and support of James L. Knight, the Knight Sports Complex was completed in 1985. Knight was an avid supporter of the University of Miami and made several other contributions such as the school of architecture. The building houses practice courts and locker rooms for men's and women's basketball and volleyball. One of the nation's most complete basketball practice facilities, the KSC was refurbished with a new permanent playing surface in the spring of 1994.



Norman Whitten Student Union Pool

As Director of Intramural Sports, Norman Whitten had close ties with the University of Miami. His dedication to UM sports lead to the contribution of the Student Union Pool. In 1966, the area was converted into part of the Student Union. The Norman Whitten Student Union Pool has been the home to 34 National Title Winners



University of Miami Wellness Center

In January of 1996, the University of Miami Wellness Center was opened for use by the student body, faculty, staff and alumni. Located next to the Hecht-Stanford residential colleges, the Wellness Center provides students a variety of activities and services, including a fitness room, aerobic classes, indoor track, gymnasium with basketball, volleyball and badminton courts; racquetball and squash courts; indoor pool, spa and sauna.



Cobb Stadium

Located adjacent to the Hecht Athletic Center and providing seating for 500 people, the facility is named after Ambassador and Mrs. Charles E. Cobb. The Cobb family donated the gift for the reconstruction and expansion of the University track and the construction of the new soccer field. Because of this contribution, Cobb Stadium was opened in the spring of 1999.

Ambassador Cobb was captain of the Stanford University track team and a member of the 1960 United States Olympic team as a high hurdler. He has been a member of the University of Miami Board of Trustees and its Executive Committee for over 20 years and is a former Chairman of the Board of Trustees.



Hecht Athletic Center

With a generous donation from Isadore Hecht, the University of Miami was able to renovate and make additions to the athletic administrative offices in 1979. Hecht believed that to attract the highest quality of student-athlete, the University needed to have the best facilities. The Hecht Athletic Center houses all the administrative offices within the University if Miami athletic program. In 2001, the facility completed an $8 million expansion that features the addition of new locker rooms, meeting rooms and an improved strength and conditioning center.



Neil Schiff Tennis Center

A 1948 graduate of the University of Miami, Neil Schiff spent the majority of his life in dedicated service to his alma mater. At the time of his passing in 1985, Schiff was vice-chairman of UM's board of Trustees. His passing was felt deeply by the tennis community and the young men and women who prospered through his love and support of Hurricane tennis.

Dedicated in 1987, the home of Miami tennis is one of the top five facilities in the country. With 16 courts and seating for 1,000 spectators, the facility hosts many of the nation's top amateur events, including the International Junior Orange Bowl Tournament, ITCA Women's Rolex Qualifier and BIG EAST Tennis Championships.



Orange Bowl

Dedicated on December 10, 1937 the Orange Bowl serves as the home of the University of Miami football team. The facility has a seating capacity of 72,319 and has played host to five Super Bowls and numerous collegiate bowl games. Since 1970, when the collegiate national champion was first selected after the completion of the bowl games, the Orange Bowl Classic has hosted 11 games that decided the national title. Until the 1996 season when the OBC moved to Pro Player Stadium, Orange Bowl Stadium had hosted eight of the previous 11 national championship games, including University of Miami titles in 1983, 1987 and 1991.



It's amazing.

All the things you can learn about life just by having a ball.

Some of life's greatest lessons are learned on the fields of play: lessons about teamwork, discipline and the rewards of extra effort. That's why we support the good sports in our community.

Publix SUPER MARKETS

Where shopping is a pleasure.



The BIG EAST Conference



Michael Tranghese
Commissioner

As The BIG EAST Conference enters the 2002-03 season, only the 24th in its history, it takes pride in its long list of accomplishments. Providing opportunities to excel amongst the nation's best, both athletically and academically, continues to be its mission.

There was plenty of evidence of that mission being accomplished during the 2001-02 season. The BIG EAST had undefeated national champions in football and women's basketball, 32 student-athletes who earned Academic All-America honors, and two student-athletes who were named the national player of the year in their sports.

Miami won the Rose Bowl to cap a perfect 12-0 season for its fifth national title and second for the league. The Connecticut women's basketball team garnered its third national title with a record-setting 39-0 mark. That national championship gave the Conference a three-peat in women's basketball following the Huskies' second title in 2000 and Notre Dame's crown in 2001. BIG EAST teams have won 10 national championships since 1995 in six different sports.

UConn's Sue Bird was the consensus women's basketball player of the year and Erin Elbe of Georgetown was honored with the women's lacrosse player of the year award. The Notre Dame baseball team became the first conference team to play in the College World Series. The BIG EAST was the only conference to have eight teams compete in the NCAA Women's Soccer Championship.

The BIG EAST has always been able to boast that some of its best students are also some of its best athletes. Notre Dame softball standout Jarrah Myers, the 2001-02 BIG EAST/Aéropostale Female Scholar-Athlete of the Year, was honored as the Verizon/CoSIDA Academic All-American Team Member of the Year in addition to earning All-America honors for her accomplishments on the diamond.

For three of the last eight years, a BIG EAST student-athlete has won the Honda-Broderick Cup as Collegiate Woman of the Year. Notre Dame soccer player Cindy Daws won in 1997-98. She followed Connecticut basketball players Rebecca Lobo ('94-95) and Jennifer Rizzotti ('95-96).

BIG EAST student-athletes have continued their success after leaving the classrooms and playing fields. Former Connecticut women's basketball standout Dr. Leigh Curl was inducted into the Verizon Academic All-America Hall of Fame in 1999. Former Georgetown men's basketball star Dikembe Mutumbo was named a winner of the President's Service Award, the highest honor in the U.S. for volunteer service.

Whether it's the student-athletes or the league as a whole, moving forward successfully and exploring new horizons have been the norm rather than the exception for the conference that opened its doors in 1979.

Most recently the league welcomed Virginia Tech as its 14th full member in 2000-01. In the spring of 2001, the BIG EAST added women's lacrosse to its growing list of sports and the inaugural women's golf championship will be held in the spring of 2003.



The BIG EAST plays its annual conference tournament at New York City's Madison Square Garden, "The World's Most Famous Arena."

When the 1990s began, The BIG EAST Conference had just completed its eighth season with nine members. The league was arguably as healthy as a conference could be. The BIG EAST was a headline-grabber immediately, especially in men's basketball, its signature sport. The BIG EAST Football Conference did not exist.

The '90s was a decade of enormous change in college athletics with conferences adding new members and new leagues beginning. The BIG EAST was no different than most groups. The league has had four separate expansions in the past 11 years. The BIG EAST Football Conference, with eight members, became a major player in college football immediately after its inception in 1991.

The BIG EAST became a reality on May 31, 1979, following a meeting of athletic directors from Providence College, St. John's, Georgetown and Syracuse Universities. Seton Hall, Connecticut and Boston College completed the original seven-school alliance.

After one season, Villanova was added and began play in 1980-81. Two seasons later, Pittsburgh joined the group and started competition in '82-83.

Miami was admitted in 1990 and began BIG EAST competition in '91-92. Rutgers, West Virginia and Notre Dame joined in '94 in two separate expansions and began play in 1995-96.

While the membership has increased, the focus of the BIG EAST remains unchanged. It is a group that reflects a tradition of broad-based programs, led by administrators and coaches who place a constant emphasis on academic integrity. The BIG EAST Conference has enjoyed a leadership role nationally. Its student-athletes own significantly high graduation rates and their record of scholastic achievement notably reflect a balance between intercollegiate athletics and academics.

Any successful consortium enjoys outstanding leadership. Michael Tranghese, the league's first full-time employee, and for 11 years the associate of Dave Gavitt, took over the Commissioner's reins in June 1990. The expansion in membership is only a portion of Tranghese's achievements. In his first year at the helm, he administered the formation of The BIG EAST Football Conference in addition to coordinating the four expansions.

BIG EAST sports attract the interest of followers in the nation's largest media markets including New York, Chicago, Philadelphia, Boston, Washington, D.C., Miami, Pittsburgh and Hartford. The league has long been considered a leader in innovative concepts in promotion and publicity, particularly regarding television. Those efforts have resulted in unparalleled visibility for BIG EAST student-athletes.

Exclusive long-range television contracts with CBS, ESPN, Inc. and ABC provide BIG EAST basketball and football with more television exposure.

While BIG EAST basketball games are regular sellouts at campus and major public arenas, including the annual BIG EAST Championship in Madison Square Garden, attendance figures also are significant at BIG EAST soccer, women's basketball and baseball games.

More than 475 BIG EAST athletes have earned All-America recognition and dozens have won individual NCAA national championships. The BIG EAST has been well-represented in U.S. or foreign national and Olympic teams, with several athletes earning gold medals in the summer Olympiads in Sydney in 2000, Atlanta in '96, Barcelona in '92, Seoul in '88 and Los Angeles in '84.

The BIG EAST has its headquarters in Providence where the conference administers to more than 5,500 athletes in 23 sports.

The BIG EAST Conference

222 Richmond Street, Suite 110 • Providence, RI 02903
www.bigeast.org
(401) 453-0660 - Communications • (401) 272-9108 - Switchboard • (401) 751-8540 - Fax

BIG EAST Staff

Commissioner	Michael Tranghese
Associate Commissioner for Football	Nick Carparelli, Jr.
Associate Commissioner for Sport Administration	Donna DeMarco
Associate Commissioner	John Marinatto
Associate Commissioner	Tom Odjakjian
Associate Commissioner for Communications	John Paquette
Associate Commissioner	Stan Wilcox
Assistant Commissioner for Sport Administration	James Siedliski
Assistant Commissioner for Compliance	Jerome Rodgers
Assistant Commissioner/Women's Basketball Officiating	Barbara Jacobs
Director of Business Affairs	Susan Scorpio Eaton
Assistant Commissioner for Communications	Tammy Donovan
Director of Communications	Rob Carolla
Assistant Director of Sport Administration	Jamie Maddox
Coordinator of Men's Basketball Officiating	Art Hyland
Coordinator of Football Officiating	John Soffey
Assistant to the Commissioner	Lisa Zanecchia
Administrative Assistant for Sport Administration	Lois DeBlois
Administrative Assistant for Compliance	Wanda Factor
Administrative Assistant for Administration	Gail Wilkins
Administrative Assistant	Linda Yates
Receptionist	Kathy Kirkpatrick
Administrative Fellow	Joyce Harris
Communications Assistant	Jeff Mead
Communications Assistant	Angela Rioux
Compliance Assistant	Lindsey Babcock
Basketball & Football Assistant	Shawn Murphy

The BIG EAST Conference

The BIG EAST Is Covered With Television

Since the BIG EAST began in 1979-80, the league has been the beneficiary of extensive television exposure. In 2002-03, the exposure will include appearances on CBS, ESPN, ESPN2, ABC and ESPN Regional.

Thirteen regular season games will be shown nationally. At least 38 games will be telecast on national cable. The BIG EAST maintains a weekend syndicated Game of the Week package that will be carried throughout BIG EAST television markets and beyond. Almost all other league games and numerous non-league contests will be televised to local markets.

CBS will telecast five league games and six intersectional contests. CBS has been a contracted television partner with the BIG EAST since 1985.

ESPN will carry at least 24 regular season games, including 15 BIG EAST matchups. The BIG EAST on Big Monday has been a college basketball tradition since ESPN was launched in 1980. ESPN2 will show seven league games and seven non-conference matchups, mostly on Tuesdays. Additional appearances by conference teams in regular season tournaments are possible. For the eighth straight year, the entire BIG EAST Championship will be on ESPN (nine games) and ESPN2 (two games).

ABC Sports will televise two league games this season.

The BIG EAST has always put an emphasis on positioning itself for maximum television exposure. In 1985, it formed the BIG EAST Television Network, which became a benchmark for regional television networks. It was the largest regional college basketball network in the country.

In 1994, the BIG EAST assigned its non-network telecast rights to ESPN, Inc. ESPN Regional again will produce a BIG EAST Game of the Week mostly on Saturdays at noon for stations throughout BIG EAST markets. It will also produce other games for local markets.

ESPN Regional Will Produce Regional and Local Telecasts

When BIG EAST teams are not being showcased on national television, they can be found on commercial stations and cable outlets in each school's region through ESPN Regional Television. A subsidiary of ESPN, Inc., ERT produces and distributes a BIG EAST Game of the Week on Saturday afternoons throughout BIG EAST markets.

The Game of the Week will reach almost 30 percent of the nation's homes and have a total household reach of over 28 million.

BIG EAST institutions are located in seven of the top 20 markets in the United States.

In addition to the Game of the Week, ERT will produce other conference and non-conference games for local markets. Almost every league game will be televised.

Most games offered by ESPN Regional Television will also be available nationally as part of ESPN Fullcourt, the pay subscription college basketball outer-market service.

BIG EAST play-by-play talent will include Dave Sims, Don Criqui, John Sanders and Bob Picozzi. Analysts will include Jim Spanarkel, Bob Wenzel, Ron Perry, Doris Burke and Mark Plansky.

The BIG EAST Game of the Week on ESPN Regional

The BIG EAST and ESPN Regional Television will telecast a weekend afternoon game of the week which will be shown throughout BIG EAST markets and beyond for a seventh straight season. Ten of the 12 telecasts will be on Saturdays. Each game in the package will have a noon tipoff.

The BIG EAST Game of the Week will reach over 28 million households or 30 percent of the nation. That is the largest reach of any conference syndicated package.

TV Tidbits

BIG EAST SCHOOLS
are located in seven of the top 20 TV markets.

TV MARKETS
include one third of the nation's television homes.

NATIONAL EXPOSURE
the BIG EAST has multi-year contracts with ABC, CBS and ESPN.

ESPN REGIONAL
produces primetime and weekend games for syndication.

THE MOST TELEVISED
95 percent of this year's BIG EAST games will be televised.



Senior guard Mike Simmons.

2002-03 BIG EAST Composite Schedule

Day	Date	Game	Site	Time (EST)
NOVEMBER				
Thu.	14	Coaches vs. Cancer		
		Syracuse vs. Memphis	MSG	7:00
Fri.	15	Coaches vs. Cancer		
		Villanova vs. Marquette	MSG	6:30
Sun.	17	Guardian's Classic		
		Belmont vs. Notre Dame	JCC	4:00
Mon.	18	Preseason NIT		
		Rutgers vs. Columbia	RAC	7:30
		Guardian's Classic – 2nd Rd.		
		Notre Dame vs. Brown or IUPUI	JCC	TBD
Fri.	22	Delaware State at West Virginia	WVU	7:00
		Grambling at Georgetown	MCI	7:30
		Drexel at Villanova	PAV	7:30
		Bucknell at Notre Dame	JCC	9:00
		Virgin Islands Paradise Jam		
		Virginia Tech vs. St. Bonaventure	VIA	TBD
Sat.	23	San Francisco at Seton Hall	CAA	Noon
		St. Joseph's at Boston College	CF	7:30
		Quinnipiac at Connecticut	GP	7:00
		New Hampshire at Miami	MA	7:30
		Duquesne at Pittsburgh	PEC	7:30
		Brown at Providence	DDC	7:30
Sun.	24	Valparaiso at Syracuse	CD	1:00
		Rutgers at Temple	LC	TBD
		Virgin Islands Paradise Jam		
		Virginia Tech vs. Michigan	VIA	TBD
Mon.	25	George Washington at Connecticut	HCC	7:00
		James Madison at Georgetown	MCI	7:30
		West Virginia at Duquesne	PC	7:30
		Guardian's Classic		
		Notre Dame vs. To Be Determined	MCA	TBD
		Virgin Islands Paradise Jam		
		Virginia Tech vs. To Be Determined	VIA	TBD
Tue.	26	Boston University at Boston College	CF	7:00
		Texas A&M at Miami	MA	7:30
		Stony Brook at St. John's	AH	7:30
		Providence at South Florida	SD	7:00
		Guardian's Classic		
		Notre Dame vs. To Be Determined	MCA	TBD
Wed.	27	St. Francis (Pa.) at Pittsburgh	PEC	7:30
Thu.	28	Great Alaska Shootout		
		Villanova vs. Loyola Marymount	SA	9:30
Fri.	29	American at Virginia Tech	CC	7:00
		Great Alaska Shootout		
		Villanova vs. Montana/Michigan State	SA	TBD
Sat.	30	Towson at Georgetown	MCI	1:00
		Albany at Notre Dame	JCC	1:00
		Savannah State at Miami	MA	7:30
		Arkansas-Pine Bluff at Pittsburgh	PEC	7:30
		Ohio at Providence	DDC	7:30
		St. John's at Fairfield	BA	7:30
		James Madison at West Virginia	WVU	7:00
		Seton Hall at Texas	RS	8:00
		Great Alaska Shootout		
		Villanova vs. To Be Determined	SA	TBD
DECEMBER				
Sun.	1	Boston College at Holy Cross	WC	3:00
		Connecticut at Vanderbilt	MG	9:00
Mon.	2	Marquette at Notre Dame	JCC	7:00
		Wofford at Virginia Tech	CC	7:00
		Coastal Carolina at Georgetown	MCI	7:30
		Marshall at Rutgers	RAC	7:30
		St. Francis (N.Y) at Seton Hall	CAA	8:00
Tue.	3	Colgate at Syracuse	CD	7:00
		Florida at West Virginia	CCC	7:00
		Sacred Heart at Connecticut	GP	7:30
		Norfolk State at Pittsburgh	PEC	7:30
		Miami at Florida Atlantic	FAU	7:00
Wed.	4	St. Bonaventure at Boston College	CF	7:00
		Vermont at Providence	DDC	7:30
Thu.	5	VMI at Virginia Tech	CC	7:00
		South Carolina at Georgetown	MCI	7:30
		St. Peter's at Seton Hall	CAA	7:30
Fri.	6	Cornell at Syracuse	CD	7:00
Sat.	7	Boston College at Massachusetts	MC	Noon
		Pittsburgh at Penn State	JC	1:00
		Rhode Island at Providence	DDC	1:00
		St. John's at Fordham	MSG	4:00
		Wagner at Connecticut	GP	7:00
		Virginia Tech at William & Mary	WMH	7:00
		UNC Greensboro at West Virginia	WVU	4:00
		Villanova at La Salle	PAL	TBD
		BB&T Classic		
		Notre Dame vs. Maryland	MCI	3:30
Sun.	8	Miami at Florida State	LCC	2:00
		Rutgers at Auburn	EC	4:00
		BB&T Classic		
		Notre Dame vs. To Be Determined	MCI	TBD
Mon.	9	Virginia Tech at East Carolina	WA	7:00
Tue.	10	Massachusetts at Connecticut	HCC	7:00
		UNC Greensboro at Syracuse	CD	7:00
		Boston College at Iowa State	HC	7:00
		Pennsylvania at Villanova	FC	7:30
Wed.	11	Fordham at Rutgers	RAC	7:30
		St. Francis (N.Y.) at St. John's	AH	7:30
Thu.	12	Monmouth at Seton Hall	CAA	7:30
Fri.	13	UMBC at Villanova	PAV	7:30
Sat.	14	Hofstra at St. John's	MSG	2:00
		Louisville at Seton Hall	CAA	2:00
		Wofford at West Virginia	WVU	4:00
		Binghamton at Syracuse	CD	7:00
		Morgan State at Virginia Tech	CC	7:00
		Rutgers at Princeton	JG	7:00
		Southeastern Louisiana at Pittsburgh	PEC	7:30
		DePaul at Notre Dame	JCC	7:30
Sun.	15	Stony Brook at Boston College	CF	Noon
		Miami at Charlotte	HA	4:00
Mon.	16	Norfolk State at Georgetown	MCI	7:30
Wed.	18	Western Carolina at West Virginia	WVU	7:00
		Arkansas-Pine Bluff at Miami	MA	7:30
		Ohio State at Pittsburgh	PEC	7:30
Thu.	19	Richmond at Providence	DDC	7:30
Fri.	20	Howard at Georgetown	MCI	7:30
Sat.	21	UNC Asheville at Connecticut	HCC	Noon
		Georgia Tech at Syracuse	CD	Noon
		Virginia Tech at Western Michigan	UA	2:00
		Providence at Alabama	CLC	3:00
		St. John's at Wake Forest	JLC	3:30
		Tennessee at West Virginia	WVU	4:00
		Seton Hall at Ohio State	SC	7:00
		Pittsburgh at Rhode Island	RC	7:00
		Virginia at Rutgers	RAC	7:30
		Orange Bowl Classic		
		Miami vs. Florida	AAA	7:00
Sun.	22	Canisius at Notre Dame	JCC	2:00
		Harvard at Boston College	CF	7:00
		Villanova at Dayton	DA	7:00
Mon.	23	Morris Brown at Rutgers	RAC	7:30
Fri.	27	Binghamton at Villanova	PAV	7:30
		Miami at Central Florida	UCF	7:30
		ECAC Holiday Festival		
		Manhattan vs. St. John's	MSG	7:30
Sat.	28	Central Connecticut at Connecticut	HCC	2:00
		Georgetown at Virginia	UH	2:00
		George Mason at Pittsburgh	PEC	4:00
		Albany at Syracuse	CD	7:00
		Northeastern at Providence	DDC	7:30
		Delaware State at Rutgers	RAC	7:30
		Seton Hall at DePaul	ASA	TBD
		Rock and Roll Shootout		
		Boston College vs. Kent State	GA	8:30
		ECAC Holiday Festival		
		St. John's vs. North Carolina or Iona	MSG	TBD
		Jim Thorpe Classic		
		West Virginia vs. UNLV	TMC	11:05
Sun.	29	Jim Thorpe Classic		
		West Virginia vs. Gardner-Webb	TMC	8:35
Mon.	30	Canisius at Syracuse	CD	7:00
		Towson at Virginia Tech	CC	7:00
		Lehigh at Miami	MA	7:30
		Vanderbilt at Notre Dame	JCC	7:30
		Pennsylvania at Providence	DDC	7:30
Tue.	31	VMI at Georgetown	MCI	1:00
		Stony Brook at Seton Hall	CAA	1:00
		Pittsburgh at Georgia	SGC	1:00
		Temple at Villanova	PAV	4:00

2002-03 BIG EAST Composite Schedule

Day	Date	Game	Site	Time (EST)
JANUARY				
Thu.	2	St. Bonaventure at Connecticut	HCC	7:00
		Providence at Boston College	CF	7:30
		Niagara at St. John's	MSG	7:30
		Rider at Seton Hall	CAA	7:30
Sat.	4	Seton Hall at St. John's	MSG	Noon
		Notre Dame vs. Valparaiso	UC	2:00
		West Virginia at Saint Louis	SVC	2:10
		Robert Morris at Pittsburgh	PEC	4:00
		Florida State at Virginia Tech	CC	4:30
		North Carolina at Miami	MCC	7:00
		Providence at Siena	PA	7:00
		La Salle at Rutgers	RAC	7:30
Sun.	5	Northeastern at Boston College	CF	2:00
		Villanova at Memphis	PYR	4:00
Mon.	6	Notre Dame at Pittsburgh	PEC	7:00
Tue.	7	Miami at West Virginia	WVU	7:00
		Connecticut at Oklahoma	NC	8:00
Wed.	8	Georgetown at Duke	CAM	7:00
		St. John's at Providence	DDC	7:30
		Syracuse at Seton Hall	CAA	7:30
		Virginia Tech at Villanova	PAV	7:30
Sat.	11	Miami at Connecticut	GP	Noon
		Providence at Villanova	PAV	2:00
		St. John's at UCLA	PP	3:00
		Boston College at Syracuse	CD	7:00
Sun.	12	Seton Hall at Notre Dame	JCC	Noon
		Pittsburgh at Rutgers	RAC	2:00
		West Virginia at Georgetown	MCI	3:00
		Missouri at Syracuse	CD	7:00
Mon.	13	Virginia Tech at Connecticut	HCC	7:00
Tue.	14	Pittsburgh at West Virginia	WVU	7:00
		Rutgers at Notre Dame	JCC	7:30
		Georgetown at Seton Hall	CAA	7:30
Wed.	15	Louisiana-Lafayette at Providence	DDC	7:30
		Villanova at St. John's	MSG	7:30
Thu.	16	Boston College at North Carolina State	RYC	7:00
Sat.	18	St. John's at Georgetown	MCI	Noon
		Syracuse at Pittsburgh	PEC	Noon
		Miami at Seton Hall	CAA	Noon
		Notre Dame at Kentucky	RUP	2:00
		Providence at Virginia Tech	CC	4:00
		Connecticut at North Carolina	SMC	5:00
		Villanova at Rutgers	RAC	8:00
Sun.	19	West Virginia at Boston College	CF	Noon
Mon.	20	Connecticut at Miami	MCC	7:00
		Rutgers at Georgetown	MCI	8:00
Tue.	21	Virginia at Virginia Tech	CC	7:00
		Notre Dame at Providence	DDC	7:30
Wed.	22	Seton Hall at Syracuse	CD	7:00
		Boston College at Villanova	PAV	7:30
		West Virginia vs. Marshall	CCC	8:00
Sat.	25	Georgetown at Pittsburgh	PEC	Noon
		Notre Dame at Boston College	CF	2:00
		Villanova at Connecticut	HCC	2:00
		St. John's at Virginia Tech	CC	2:00
Sun.	26	Syracuse at Miami	MCC	1:00
		Rutgers at West Virginia	WVU	3:00
Mon.	27	Connecticut at St. John's	MSG	7:00
Wed.	29	Providence at Miami	MCC	7:00
		West Virginia at Notre Dame	JCC	7:00
		Boston College at Virginia Tech	CC	7:00
		Seton Hall at Georgetown	MCI	7:30
		Syracuse at Rutgers	RAC	7:30
FEBRUARY				
Sat.	1	Georgetown at Notre Dame	JCC	Noon
		Boston College at Connecticut	GP	2:00
		West Virginia at Villanova	PAV	2:00
		Pittsburgh at Syracuse	CD	7:00
		Virginia Tech at Providence	DDC	7:30
Sun.	2	Rutgers at Seton Hall	CAA	Noon
Mon.	3	Miami at St. John's	MSG	2:00
		Georgetown at Syracuse	CD	7:00
Tue.	4	Villanova at St. Joseph's	PAL	8:00
Wed.	5	Providence at Pittsburgh	PEC	7:00
		St. John's at Boston College	CF	7:00
		Connecticut at Virginia Tech	CC	7:00
Sat.	8	Notre Dame at Seton Hall	CAA	7:30
		Boston College at Rutgers	RAC	Noon
		UCLA at Georgetown	MCI	1:00
		Connecticut at Providence	DDC	4:00
		Virginia Tech at St. John's	AH	4:00
		Syracuse at West Virginia	WVU	4:00
		Villanova at Miami	MCC	7:30
Sun.	9	Pittsburgh at Notre Dame	JCC	3:30
Mon.	10	Syracuse at Connecticut	HCC	7:00
Tue.	11	Georgetown at Rutgers	RAC	7:00
		St. John's at Villanova	FC	7:00
		Virginia Tech at Miami	MCC	7:30
Wed.	12	West Virginia at Pittsburgh	PEC	7:00
		Boston College at Providence	DDC	7:30
Sat.	15	Pittsburgh at Seton Hall	CAA	Noon
		Connecticut at Villanova	FC	Noon
		Notre Dame at Syracuse	CD	1:00
		Providence at St. John's	AH	2:00
		Georgetown at Virginia Tech	CC	2:00
		Miami at Boston College	CF	4:00
		West Virginia at Rutgers	RAC	4:00
Mon.	17	Pittsburgh at Georgetown	MCI	7:00
		Miami at Providence	DDC	7:30
		Villanova at Seton Hall	CAA	8:00
Tue.	18	St. John's at Syracuse	CD	7:00
		Notre Dame at West Virginia	WVU	7:00
Wed.	19	Virginia Tech at Boston College	CF	7:30
		Rutgers at Connecticut	HCC	7:00
Sat.	22	Georgetown at Miami	MCC	Noon
		Seton Hall at West Virginia	WVU	Noon
		St. John's at Connecticut	GP	2:00
		Rutgers at Pittsburgh	PEC	7:00
		Villanova at Providence	DDC	7:00
		Virginia Tech at Notre Dame	JCC	1:00
Sun.	23	Syracuse at Michigan State	BC	2:00
Mon.	24	Connecticut at Notre Dame	JCC	7:00
Tue.	25	Seton Hall at Rutgers	RAC	7:00
		Providence at Georgetown	MCI	7:30
		Miami at Villanova	PAV	7:30
Wed.	26	West Virginia at Syracuse	CD	7:00
		Pittsburgh at Virginia Tech	CC	7:00
		Boston College at St. John's	MSG	7:30
MARCH				
Sat.	1	West Virginia at Seton Hall	CAA	Noon
		Villanova at Virginia Tech	CC	Noon
		Syracuse at Georgetown	MCI	1:00
		Boston College at Miami	MCC	2:00
		Notre Dame at Rutgers	RAC	4:00
Sun.	2	Duke at St. John's	MSG	Noon
		Connecticut at Pittsburgh	PEC	4:00
Mon.	3	Villanova at Boston College	CF	7:00
Tue.	4	Syracuse at Notre Dame	JCC	7:00
Wed.	5	Seton Hall at Pittsburgh	PEC	7:00
		Miami at Virginia Tech	CC	7:00
		Georgetown at West Virginia	WVU	7:00
		Providence at Connecticut	GP	7:30
Thu.	6	Rutgers at St. John's	MSG	7:30
Sat.	8	Seton Hall at Providence	DDC	Noon
		Connecticut at Boston College	CF	2:00
		Virginia Tech at West Virginia	WVU	2:00
		Notre Dame at Georgetown	MCI	4:00
		St. John's at Miami	MCC	9:00
Sun.	9	Pittsburgh at Villanova	FC	Noon
		Rutgers at Syracuse	CD	2:00

2003 BIG EAST Championship Format

Madison Square Garden

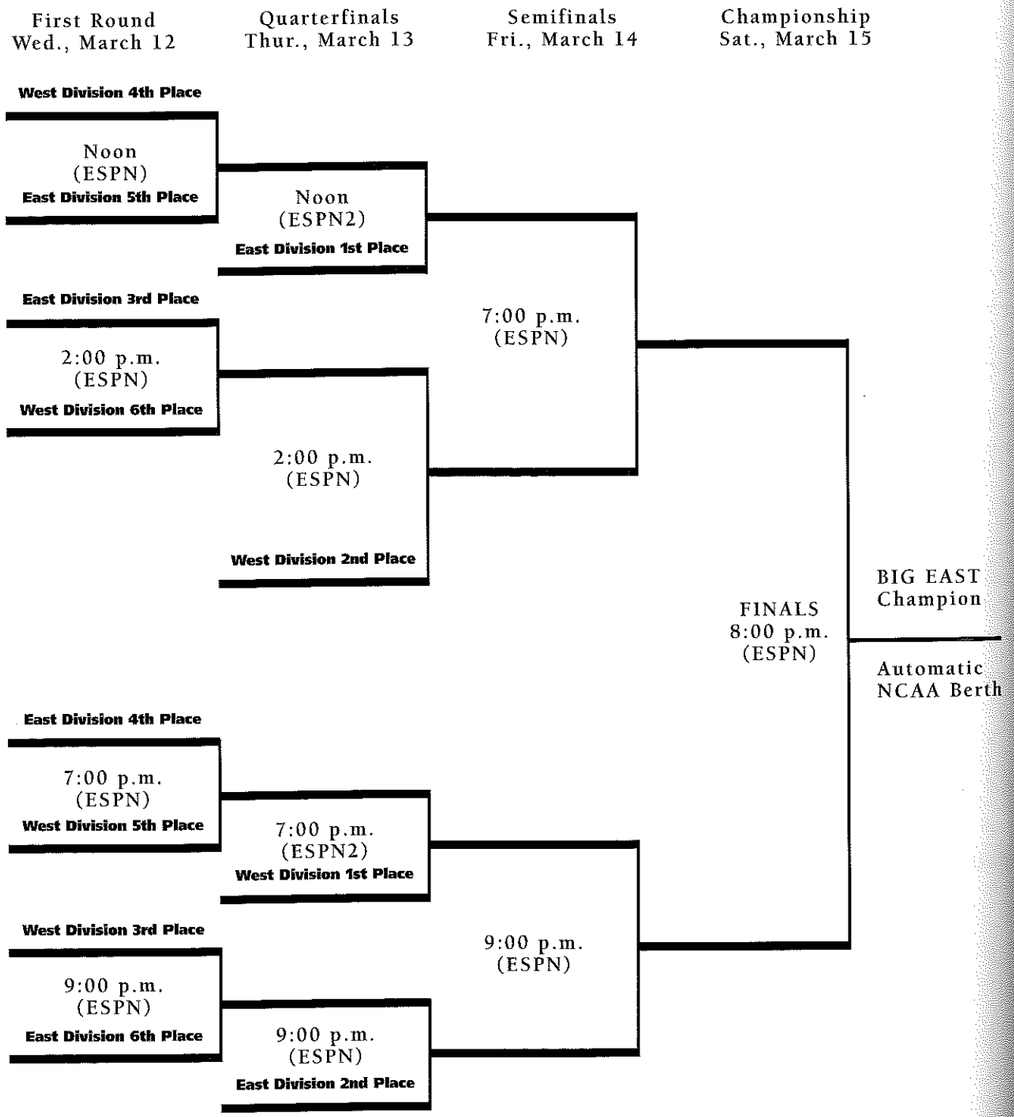

2001-02 Final BIG EAST Standings

	BIG EAST			All Games		
Eastern Division	W	L	Pct	W	L	Pct
Connecticut	13	3	.813	27	7	.794
Miami	10	6	.625	24	8	.750
St. John's	9	7	.563	20	12	.625
Boston College	8	8	.500	20	12	.625
Villanova	7	9	.400	19	13	.594
Providence	6	10	.375	15	16	.484
Virginia Tech	4	12	.250	10	18	.357
Western Division						
Pittsburgh	13	3	.813	29	6	.829
Notre Dame	10	6	.625	22	11	.667
Georgetown	9	7	.563	19	11	.633
Syracuse	9	7	.563	23	13	.639
Rutgers	8	8	.500	18	13	.581
Seton Hall	5	11	.313	12	18	.400
West Virginia	1	15	.063	8	20	.286

BIG EAST Championship Results

First Round - Wednesday, March 6

No. 4 East Boston College 60, No. 5 West Rutgers 55
No. 3 West Georgetown 68, No. 6 East Providence 67
No. 5 East Villanova 78, No. 4 West Syracuse 64
No. 3 East St. John's 64, No. 6 West Seton Hall 58

Quarterfinals - Thursday, March 7

No. 1 West Pittsburgh 76, No. 4 East Boston College 62
No. 2 East Miami 84, No. 3 West Georgetown 76
No. 1 East Connecticut 72, No. 5 East Villanova 70
No. 2 West Notre Dame 83, No. 3 East St. John's 63

Semifinals - Friday, March 8

No. 1 West Pittsburgh 76, No. 2 East Miami 71
No. 1 East Connecticut 82, No. 2 West Notre Dame 77

Final - Saturday, March 9

No. 1 East Connecticut 74, No. 1 West Pittsburgh 65 (2OT)

All-Tournament Team

Ben Gordon, Connecticut
Brandin Knight, Pittsburgh
Ontario Lett, Pittsburgh
Chris Thomas, Notre Dame
MARCUS BARNES, MIAMI

Dave Gavitt Trophy (MVP)

Caron Butler, Connecticut

2001-02 BIG EAST Awards

ALL-BIG EAST Selections

First Team
Troy Bell, Boston College
Caron Butler, Connecticut
Mike Sweetney, Georgetown
Ryan Humphrey, Notre Dame
Preston Shumpert, Syracuse
Brandin Knight, Pittsburgh
Marcus Hatten, St. John's

Second Team
JOHN SALMONS, MIAMI
DARIUS RICE, MIAMI
John Linehan, Providence
Rashod Kent, Rutgers
Ricky Wright, Villanova

Third Team
Emeka Okafor, Connecticut
Kevin Braswell, Georgetown
JAMES JONES, MIAMI
Chris Thomas, Notre Dame
DeShaun Williams, Syracuse
Chris Moss, West Virginia

Honorable Mention
David Graves, Notre Dame
Jaron Brown, Pittsburgh
Julius Page, Pittsburgh
Jerome Coleman, Rutgers
Gary Buchanon, Villanova

All-Rookie Team
Ben Gordon, Connecticut
Emeka Okafor, Connecticut
Chris Thomas, Notre Dame
Ryan Gomes, Providence
John Allen, Seton Hall

Co-Players of the Year
Caron Butler, Connecticut
Brandin Knight, Pittsburgh

Coach of the Year
Ben Howland, Pittsburgh

Rookie of the Year
Chris Thomas, Notre Dame

Defensive Player of the Year
John Linehan, Providence

Most Improved Player
Brandin Knight, Pittsburgh

Sportmanship Award
JOHN SALMONS, MIAMI

2001-02 BIG EAST Statistics

All Games

SCORING

	Player-Team	Cl	G	FG	3FG	FT	Pts	Avg
1.	BELL, Troy-BC	JR	32	207	65	212	691	1.6
2.	SHUMPERT, Preston-SUSR	36	256	88	144	744	20.7	
3.	BUTLER, Caron-UC	SO	34	253	30	155	691	20.3
4.	HATTEN, Marcus-SJU	JR	32	212	57	163	644	20.1
5.	SWEETNEY, Mike-GU	SO	29	185	0	182	552	19.0
6.	HUMPHREY, Ryan-ND	SR	31	231	3	122	587	18.9
7.	BUCHANAN, Gary-VU	JR	32	179	101	112	571	17.8
8.	MOSS, Chris-WVU	SR	28	174	0	143	491	17.5
9.	BARRETT, Andre-SHU	SO	30	164	68	110	506	16.9
10.	COLEMAN, Jerome-RUJR	31	168	99	87	522	16.8	
11.	WILLIAMS, DeShaun-SUJR	33	185	71	85	526	15.9	
12.	THOMAS, Chris-ND	FR	33	160	76	120	516	15.6
13.	KNIGHT, Brandin-UP	JR	35	194	93	65	546	15.6
14.	RICE, Darius-UM	SO	32	155	76	92	478	14.9
15.	MILLS, Abdul-PC	JR	29	127	61	105	420	14.5

REBOUNDING

	Player-Team	Cl	G	OFF	DEF	TOT	Avg
1.	HUMPHREY, Ryan-ND	SR	31	115	222	337	10.9
2.	KENT, Rashod-RU	SR	31	131	186	317	10.2
3.	SWEETNEY, Mike-GU	SO	29	103	187	290	10.0
4.	SALES, Brooks-VU	SR	32	108	184	292	9.1
5.	OKAFOR, Emeka-UC	FR	34	90	216	306	9.0
6.	CARTER, Carlton-VT	SR	28	88	141	229	8.2
7.	WRIGHT, Ricky-VU	JR	32	84	172	256	8.0
8.	MOSS, Chris-WVU	SR	28	90	133	223	8.0
9.	GOMES, Ryan-PC	FR	24	86	102	188	7.8
10.	SIDNEY, Ryan-BC	SO	32	79	170	249	7.8

FIELD GOAL PERCENTAGE
(Min. 5.0 made per game)

	Player-Team	Cl	G	FG	FGA	Pct
1.	SWEETNEY, Mike-GU	SO	29	185	326	.567
2.	GOMES, Ryan-PC	FR	24	132	236	.559
3.	MOSS, Chris-WVU	SR	28	174	321	.542
4.	WRIGHT, Ricky-VU	JR	32	162	307	.528
5.	HUMPHREY, Ryan-ND	SR	31	231	472	.489
6.	BUTLER, Caron-UC	SO	34	253	521	.486
7.	CARROLL, Matt-ND	JR	32	160	341	.469
8.	SIDNEY, Ryan-BC	SO	32	167	378	.442
9.	SHUMPERT, Preston-SU	SR	36	256	591	.433
10.	KNIGHT, Brandin-UP	JR	35	194	454	.427

3-POINT FIELD GOAL PERCENTAGE
(Min. 2.0 made per game)

	Player-Team	Cl	G	3FG	FGA	Pct
1.	CHASE, Brian-VT	JR	28	71	168	.423
2.	BUCHANAN, Gary-VU	JR	32	101	239	.423
3.	CARROLL, Matt-ND	JR	32	73	177	.412
4.	GRAVES, David-ND	SR	33	79	198	.399
5.	LANE, Darius-SHU	SR	29	79	203	.389
6.	ARMSTEAD, Lionel-WVU	SR	21	47	122	.385
7.	SHUMPERT, Preston-SU	SR	36	88	233	.378
8.	THOMAS, Chris-ND	FR	33	76	206	.369
9.	RICE, Darius-UM	SO	32	76	208	.365
10.	KNIGHT, Brandin-UP	JR	35	93	261	.356

3-POINT FIELD GOALS MADE

	Player-Team	Cl	G	3FG	Avg
1.	COLEMAN, Jerome-RU	JR	31	99	3.19
2.	BUCHANAN, Gary-VU	JR	32	101	3.16
3.	LANE, Darius-SHU	SR	29	79	2.72
4.	KNIGHT, Brandin-UP	JR	35	93	2.66
5.	CHASE, Brian-VT	JR	28	71	2.54
6.	BARNES, Marcus-UM	SO	32	79	2.47
7.	SHUMPERT, Preston-SU	SR	36	88	2.44
8.	GRAVES, David-ND	SR	33	79	2.39
9.	RICE, Darius-UM	SO	32	76	2.38
10.	HARGETT, Jonathan-WVU	FR	26	60	2.31

FREE THROW PERCENTAGE
(Min. 2.5 made per game)

	Player-Team	Cl	G	FTM	FTA	Pct
1.	BUCHANAN, Gary-VU	JR	32	112	123	.911
2.	THOMAS, Chris-ND	FR	33	120	135	.889
3.	BELL, Troy-BC	JR	32	212	240	.883
4.	HARGETT, Jonathan-WVU	FR	26	89	101	.881
5.	SALMONS, John-UM	SR	32	123	146	.842
6.	JONES, James-UM	JR	32	111	132	.841
7.	LINEHAN, John-PC	SR	31	97	116	.836
8.	BRASWELL, Kevin-GU	SR	30	86	103	.835
9.	SHUMPERT, Preston-SU	SR	36	144	176	.818
10.	ZAVACKAS, Donatas-UP	JR	33	114	140	.814

ASSISTS

	Player-Team	Cl	G	Asts	Avg
1.	THOMAS, Chris-ND	FR	33	252	7.64
2.	KNIGHT, Brandin-UP	JR	35	251	7.17
3.	SALMONS, John-UM	SR	32	195	6.09
4.	BRASWELL, Kevin-GU	SR	30	173	5.77
5.	BROWN, Taliek-UC	SO	34	172	5.06
6.	BARRETT, Andre-SHU	SO	30	151	5.03
7.	THUES, James-SU	SO	36	178	4.94
8.	HARGETT, Jonathan-WVU	FR	26	120	4.62
9.	HATTEN, Marcus-SJU	JR	32	143	4.47
10.	LINEHAN, John-PC	SR	31	137	4.42

STEALS

	Player-Team	Cl	G	Stls	Avg
1.	LINEHAN, John-PC	SR	31	139	4.48
2.	HATTEN, Marcus-SJU	JR	32	105	3.28
3.	THUES, James-SU	SO	36	101	2.81
4.	BRASWELL, Kevin-GU	SR	30	81	2.70
5.	LANE, Darius-SHU	SR	29	69	2.38
6.	KNIGHT, Brandin-UP	JR	35	82	2.34
7.	BELL, Troy-BC	JR	32	72	2.25
8.	THOMAS, Chris-ND	FR	33	72	2.18
9.	BUTLER, Caron-UC	SO	34	71	2.09
10.	WILLIAMS, DeShaun-SU	JR	33	68	2.06

BLOCKED SHOTS

	Player-Team	Cl	G	Blks	Avg
1.	OKAFOR, Emeka-UC	FR	34	138	4.06
2.	HUMPHREY, Ryan-ND	SR	31	87	2.81
3.	JONES, James-UM	JR	32	78	2.44
4.	WILSON, Wesley-GU	JR	30	68	2.27
5.	KENT, Rashod-RU	SR	31	57	1.84
6.	DOUTHIT, Marcus-PC	SO	30	55	1.83
7.	FORTH, Craig-SU	FR	36	65	1.81
8.	SWEETNEY, Mike-GU	SO	29	48	1.66
9.	CARTER, Carlton-VT	SR	28	45	1.61
10.	TYLER, Elton-UM	SR	32	48	1.50
	McNEIL, Jeremy-SU	JR	30	45	1.50

ASSIST/TURNOVER RATIO
(Min. 3.0 assists/game)

	Player-Team	Cl	G	Asst	Avg	Turn	Avg	Ratio
1.	THOMAS, Chris-ND	FR	33	252	7.6	102	3.1	2.47
2.	KNIGHT, Brandin-UP	JR	35	251	7.2	112	3.2	2.24
3.	THUES, James-SU	SO	36	178	4.9	88	2.4	2.02
4.	BRASWELL, Kevin-GU	SR	30	173	5.8	90	3.0	1.92
5.	LINEHAN, John-PC	SR	31	137	4.4	72	2.3	1.90
6.	BARRETT, Andre-SHU	SO	30	151	5.0	83	2.8	1.82
7.	SALMONS, John-UM	SR	32	195	6.1	119	3.7	1.64
8.	BROWN, Taliek-UC	SO	34	172	5.1	113	3.3	1.52
9.	SHERROD, Mike-RU	SO	31	125	4.0	83	2.7	1.51
10.	SIDNEY, Ryan-BC	SO	32	136	4.2	104	3.2	1.31

SCORING OFFENSE

	Team	G	W-L	Pts	Avg
1.	Georgetown	30	19-11	2433	81.1
2.	Notre Dame	33	22-11	2601	78.8
3.	Connecticut	34	27-7	2646	77.8
4.	Miami	32	24-8	2395	74.8
5.	Boston College	32	20-12	2354	73.6
6.	West Virginia	28	8-20	2045	73.0
7.	Syracuse	36	23-13	2603	72.3
8.	Pittsburgh	35	29-6	2530	72.3
9.	Providence	31	15-16	2213	71.4
10.	Villanova	32	19-13	2266	70.8
11.	Seton Hall	30	12-18	2115	70.5
12.	St. John's	32	20-12	2250	70.3
13.	Virginia Tech	28	10-18	1943	69.4
14.	Rutgers	31	18-13	2097	67.6

SCORING DEFENSE

	Team	G	Pts	Avg
1.	Pittsburgh	35	2133	60.9
2.	Rutgers	31	2047	66.0
3.	Villanova	32	2121	66.3
4.	Syracuse	36	2404	66.8
5.	Miami	32	2156	67.4
6.	Notre Dame	33	2256	68.4
7.	St. John's	32	2202	68.8
8.	Connecticut	34	2354	69.2
9.	Providence	31	2162	69.7
10.	Georgetown	30	2112	70.4
11.	Boston College	32	2257	70.5
12.	Seton Hall	30	2124	70.8
13.	Virginia Tech	28	1983	70.8
14.	West Virginia	28	2209	78.9

SCORING MARGIN

	Team	G	OFF	DEF	Margin
1.	Pittsburgh	35	72.3	60.9	+11.3
2.	Georgetown	30	81.1	70.4	+10.7
3.	Notre Dame	33	78.8	68.4	+10.5
4.	Connecticut	34	77.8	69.2	+8.6
5.	Miami	32	74.8	67.4	+7.5
6.	Syracuse	36	72.3	66.8	+5.5
7.	Villanova	32	70.8	66.3	+4.5
8.	Boston College	32	73.6	70.5	+3.0
9.	Providence	31	71.4	69.7	+1.6
10.	Rutgers	31	67.6	66.0	+1.6
11.	St. John's	32	70.3	68.8	+1.5
12.	Seton Hall	30	70.5	70.8	-0.3
13.	Virginia Tech	28	69.4	70.8	-1.4
14.	West Virginia	28	73.0	78.9	-5.9

FIELD GOAL PERCENTAGE

	Team	G	FG	FGA	Pct
1.	Connecticut	34	972	2012	.483
2.	Pittsburgh	35	928	1974	.470
3.	Villanova	32	785	1699	.462
4.	Notre Dame	33	934	2037	.459
5.	Georgetown	30	834	1864	.447
6.	Syracuse	36	982	2202	.446
7.	Miami	32	818	1902	.430
8.	West Virginia	28	741	1725	.430
9.	Virginia Tech	28	681	1600	.426
10.	Boston College	32	801	1913	.419
11.	Providence	31	756	1863	.406
12.	Rutgers	31	749	1852	.404
13.	St. John's	32	784	1953	.401
14.	Seton Hall	30	744	1873	.397

2000-01 BIG EAST Statistics

All Games

FIELD GOAL PERCENTAGE DEFENSE

	Team	G	FG	FGA	Pct
1.	Connecticut	34	830	2182	.380
2.	Villanova	32	739	1883	.392
3.	Pittsburgh	35	765	1937	.395
4.	Rutgers	31	713	1805	.395
5.	Georgetown	30	759	1920	.395
6.	Notre Dame	33	835	2102	.397
7.	Syracuse	36	809	2028	.399
8.	Miami	32	754	1885	.400
9.	Virginia Tech	28	671	1619	.414
10.	St. John's	32	745	1766	.422
11.	Seton Hall	30	751	1779	.422
12.	Boston College	32	781	1838	.425
13.	Providence	31	740	1681	.440
14.	West Virginia	28	782	1743	.449

3-POINT FIELD GOAL PERCENTAGE

	Team	G	FG	FGA	Pct
1.	Connecticut	34	154	391	.394
2.	Villanova	32	187	477	.392
3.	Notre Dame	33	244	644	.379
4.	Georgetown	30	165	476	.347
5.	Miami	32	236	684	.345
6.	Virginia Tech	28	194	564	.344
7.	Seton Hall	30	247	722	.342
8.	Boston College	32	212	629	.337
9.	Syracuse	36	217	651	.333
10.	West Virginia	28	163	494	.330
11.	Pittsburgh	35	220	682	.323
12.	Rutgers	31	178	562	.317
13.	Providence	31	219	696	.315
14.	St. John's	32	139	484	.287

3-POINT FIELD GOAL PERCENTAGE DEFENSE

	Team	G	FG	FGA	Pct
1.	Pittsburgh	35	181	628	.288
2.	Rutgers	31	163	541	.301
3.	Miami	32	208	673	.309
4.	Syracuse	36	240	764	.314
5.	Seton Hall	30	159	500	.318
6.	Providence	31	157	488	.322
7.	Georgetown	30	169	525	.322
8.	Connecticut	34	218	674	.323
9.	Boston College	32	183	555	.330
10.	St. John's	32	177	534	.331
11.	Villanova	32	225	677	.332
12.	Notre Dame	33	215	646	.333
13.	West Virginia	28	206	606	.340
14.	Virginia Tech	28	192	551	.348

FREE THROW PERCENTAGE

	Team	G	FTM	FTA	Pct
1.	Miami	32	523	678	.771
2.	Villanova	32	509	686	.742
3.	Georgetown	30	600	828	.725
4.	Notre Dame	33	489	690	.709
5.	Connecticut	34	548	787	.696
6.	Boston College	32	540	776	.696
7.	Seton Hall	30	380	554	.686
8.	Virginia Tech	28	387	565	.685
9.	West Virginia	28	400	587	.681
10.	Providence	31	482	712	.677
11.	St. John's	32	543	811	.670
12.	Syracuse	36	422	649	.650
13.	Pittsburgh	35	454	751	.605
14.	Rutgers	31	421	722	.583

REBOUNDING

	Team	G	Reb	Avg
1.	Georgetown	30	1252	41.7
2.	Notre Dame	33	1351	40.9
3.	Connecticut	34	1381	40.6
4.	Virginia Tech	28	1115	39.8
5.	Rutgers	31	1224	39.5
6.	West Virginia	28	1090	38.9
7.	Pittsburgh	35	1345	38.4
8.	Seton Hall	30	1146	38.2
9.	Villanova	32	1219	38.1
10.	St. John's	32	1206	37.7
11.	Boston College	32	1192	37.2
12.	Syracuse	36	1324	36.8
13.	Miami	32	1174	36.7
14.	Providence	31	1074	34.6

3-POINT FIELD GOALS MADE

	Team	G	3FG	Avg
1.	Seton Hall	30	247	8.23
2.	Notre Dame	33	244	7.39
3.	Miami	32	236	7.38
4.	Providence	31	219	7.06
5.	Virginia Tech	28	194	6.93
6.	Boston College	32	212	6.62
7.	Pittsburgh	35	220	6.29
8.	Syracuse	36	217	6.03
9.	Villanova	32	187	5.84
10.	West Virginia	28	163	5.82
11.	Rutgers	31	178	5.74
12.	Georgetown	30	165	5.50
13.	Connecticut	34	154	4.53
14.	St. John's	32	139	4.34

REBOUNDING MARGIN

	Team	G	TEAM	Avg	OPP	Avg	Margin
1.	Virginia Tech	28	1115	39.8	926	33.1	+6.8
2.	Pittsburgh	35	1345	38.4	1121	32.0	+6.4
3.	Villanova	32	1219	38.1	1042	32.6	+5.5
4.	Connecticut	34	1381	40.6	1224	36.0	+4.6
5.	Georgetown	30	1252	41.7	1147	38.2	+3.5
6.	Notre Dame	33	1351	40.9	1243	37.7	+3.3
7.	West Virginia	28	1090	38.9	1070	38.2	+0.7
8.	St. John's	32	1206	37.7	1204	37.6	+0.1
9.	Boston College	32	1192	37.2	1210	37.8	-0.6
10.	Rutgers	31	1224	39.5	1251	40.4	-0.9
11.	Syracuse	36	1324	36.8	1367	38.0	-1.2
12.	Miami	32	1174	36.7	1233	38.5	-1.8
13.	Seton Hall	30	1146	38.2	1216	40.5	-2.3
14.	Providence	31	1074	34.6	1177	38.0	-3.3

BLOCKED SHOTS

	Team	G	Blks	Avg
1.	Connecticut	34	236	6.94
2.	Rutgers	31	215	6.94
3.	Georgetown	30	191	6.37
4.	Miami	32	190	5.94
5.	Syracuse	36	201	5.58
6.	Virginia Tech	28	139	4.96
7.	Notre Dame	33	163	4.94
8.	Pittsburgh	35	156	4.46
9.	Providence	31	126	4.06
10.	Villanova	32	126	3.94
11.	Seton Hall	30	113	3.77
12.	St. John's	32	120	3.75
13.	West Virginia	28	103	3.68
14.	Boston College	32	106	3.31

ASSISTS

	Team	G	Asts	Avg
1.	Notre Dame	33	629	19.06
2.	Pittsburgh	35	590	16.86
3.	Miami	32	525	16.41
4.	Georgetown	30	484	16.13
5.	Syracuse	36	552	15.33
6.	Providence	31	465	15.00
7.	Connecticut	34	494	14.53
8.	Villanova	32	459	14.34
9.	West Virginia	28	396	14.14
10.	Rutgers	31	419	13.52
11.	Boston College	32	431	13.47
12.	Seton Hall	30	394	13.13
13.	Virginia Tech	28	355	12.68
14.	St. John's	32	368	11.50

STEALS

	Team	G	Stls	Avg
1.	Providence	31	342	11.03
2.	Syracuse	36	394	10.94
3.	Rutgers	31	324	10.45
4.	Georgetown	30	303	10.10
5.	St. John's	32	323	10.09
6.	Miami	32	285	8.91
7.	West Virginia	28	235	8.39
8.	Seton Hall	30	243	8.10
9.	Boston College	32	259	8.09
10.	Notre Dame	33	259	7.85
11.	Connecticut	34	256	7.53
12.	Pittsburgh	35	235	6.71
13.	Villanova	32	213	6.66
14.	Virginia Tech	28	181	6.46

TURNOVER MARGIN

	Team	G	Team	Avg	Opp	Avg	Margin
1.	Providence	31	496	16.0	626	20.2	+4.19
2.	St. John's	32	484	15.1	596	18.6	+3.50
3.	Syracuse	36	543	15.1	658	18.3	+3.19
4.	Miami	32	460	14.4	554	17.3	+2.94
5.	Boston College	32	449	14.0	514	16.1	+2.03
6.	Georgetown	30	480	16.0	527	17.6	+1.57
7.	Rutgers	31	526	17.0	572	18.5	+1.48
8.	Seton Hall	30	454	15.1	492	16.4	+1.27
9.	Notre Dame	33	435	13.2	460	13.9	+0.76
10.	Pittsburgh	35	498	14.2	520	14.9	+0.63
11.	Connecticut	34	545	16.0	498	14.6	-1.38
12.	West Virginia	28	496	17.7	449	16.0	-1.68
13.	Villanova	32	581	18.2	456	14.2	-3.91
14.	Virginia Tech	28	536	19.1	393	14.0	-5.11

2001-02 BIG EAST Statistics

Conference Games Only

SCORING

Player-Team	Cl	G	FG	3FG	FT	Pts	Avg
1. HATTEN, Marcus-SJU	JR	16	115	27	100	357	22.3
2. BELL, Troy-BC	JR	16	96	32	105	329	20.6
3. BUTLER, Caron-UC	SO	16	115	13	75	318	19.9
4. SWEETNEY, Mike-GU	SO	16	97	0	123	317	19.8
5. SHUMPERT, Preston-SUSR		16	93	28	73	287	17.9
HUMPHREY, Ryan-ND	SR	16	112	0	63	287	17.9
7. COLEMAN, Jerome-RUJR		16	92	60	36	280	17.5
8. RICE, Darius-UM	SO	16	88	40	55	271	16.9
9. MOSS, Chris-WVU	SR	16	90	0	84	264	16.5
10. BUCHANAN, Gary-VU	JR	16	79	43	57	258	16.1
11. KNIGHT, Brandin-UP	JR	16	87	43	36	253	15.8
BARRETT, Andre-SHU	SO	16	79	31	64	253	15.8
13. WILLIAMS, DeShaun-SUJR		16	86	32	45	249	15.6
14. THOMAS, Chris-ND	FR	16	74	32	68	248	15.5
15. LINEHAN, John-PC	SR	16	73	34	50	230	14.4

REBOUNDING

Player-Team	Cl	G	OFF	DEF	TOT	Avg
1. HUMPHREY, Ryan-ND	SR	16	57	124	181	11.3
2. SWEETNEY, Mike-GU	SO	16	52	113	165	10.3
3. KENT, Rashod-RU	SR	16	74	86	160	10.0
4. SALES, Brooks-VU	SR	16	55	93	148	9.2
5. WRIGHT, Ricky-VU	JR	16	50	92	142	8.9
6. GOMES, Ryan-PC	FR	16	67	68	135	8.4
7. OKAFOR, Emeka-UC	FR	16	34	100	134	8.4
8. BUTLER, Caron-UC	SO	16	51	73	124	7.8
9. MOSS, Chris-WVU	SR	16	46	75	121	7.6
10. CARTER, Carlton-VT	SR	16	47	73	120	7.5

FIELD GOAL PERCENTAGE
(Min. 5.0 made per game)

Player-Team	Cl	G	FG	FGA	Pct
1. GOMES, Ryan-PC	FR	16	83	157	.529
2. SWEETNEY, Mike-GU	SO	16	97	189	.513
3. MOSS, Chris-WVU	SR	16	90	176	.511
4. BUTLER, Caron-UC	SO	16	115	241	.477
5. HUMPHREY, Ryan-ND	SR	16	112	238	.471
6. CARROLL, Matt-ND	JR	15	78	166	.470
7. WRIGHT, Ricky-VU	JR	16	81	177	.458
8. KNIGHT, Brandin-UP	JR	16	87	210	.414
9. RICE, Darius-UM	SO	16	88	215	.409
10. HATTEN, Marcus-SJU	JR	16	115	283	.406

3-POINT FIELD GOAL PERCENTAGE
(Min. 2.0 made per game)

Player-Team	Cl	G	3FG	FGA	Pct
1. CHASE, Brian-VT	JR	16	38	94	.404
2. LANE, Darius-SHU	SR	16	48	119	.403
3. CARROLL, Matt-ND	JR	15	36	91	.396
4. LINEHAN, John-PC	SR	16	34	89	.382
5. COLEMAN, Jerome-RU	JR	16	60	158	.380
6. BUCHANAN, Gary-VU	JR	16	43	116	.371
7. GRAVES, David-ND	SR	16	36	100	.360
8. KNIGHT, Brandin-UP	JR	16	43	120	.358
9. MILLS, Abdul-PC	JR	14	29	82	.354
10. BARNES, Marcus-UM	SO	16	38	112	.339
RICE, Darius-UM	SO	16	40	118	.339

3-POINT FIELD GOALS MADE

Player-Team	Cl	G	3FG	Avg
1. COLEMAN, Jerome-RU	JR	16	60	3.75
2. LANE, Darius-SHU	SR	16	48	3.00
3. KNIGHT, Brandin-UP	JR	16	43	2.69
BUCHANAN, Gary-VU	JR	16	43	2.69
5. RICE, Darius-UM	SO	16	40	2.50
6. CARROLL, Matt-ND	JR	15	36	2.40
7. BARNES, Marcus-UM	SO	16	38	2.38
CHASE, Brian-VT	JR	16	38	2.38
9. GRAVES, David-ND	SR	16	36	2.25
10. DIXON, Carlos-VT	SO	16	35	2.19

FREE THROW PCT
(Min. 2.5 made per game)

Player-Team	Cl	G	FTM	FTA	Pct
1. BUCHANAN, Gary-VU	JR	16	57	62	.919
2. BELL, Troy-BC	JR	16	105	116	.905
3. JONES, James-UM	JR	16	64	71	.901
4. SALMONS, John-UM	SR	16	80	90	.889
5. HARGETT, Jonathan-WVU	FR	15	58	66	.879
6. THOMAS, Chris-ND	FR	16	68	78	.872
7. BRASWELL, Kevin-GU	SR	16	54	62	.871
8. GRAVES, David-ND	SR	16	42	51	.824
9. ZAVACKAS, Donatas-UP	JR	16	57	70	.814
10. SALES, Brooks-VU	SR	16	61	75	.813

ASSISTS

Player-Team	Cl	G	Asts	Avg
1. THOMAS, Chris-ND	FR	16	130	8.12
2. KNIGHT, Brandin-UP	JR	16	112	7.00
3. SALMONS, John-UM	SR	16	104	6.50
4. BRASWELL, Kevin-GU	SR	16	102	6.38
5. BROWN, Taliek-UC	SO	16	86	5.38
6. THUES, James-SU	SO	16	77	4.81
7. LINEHAN, John-PC	SR	16	76	4.75
8. BARRETT, Andre-SHU	SO	16	73	4.56
9. HATTEN, Marcus-SJU	JR	16	72	4.50
10. BELL, Troy-BC	JR	16	70	4.38

STEALS

Player-Team	Cl	G	Stls	Avg
1. LINEHAN, John-PC	SR	16	77	4.81
2. HATTEN, Marcus-SJU	JR	16	49	3.06
3. KNIGHT, Brandin-UP	JR	16	47	2.94
4. THUES, James-SU	SO	16	43	2.69
5. BRASWELL, Kevin-GU	SR	16	39	2.44
6. LANE, Darius-SHU	SR	16	38	2.38
7. COLEMAN, Jerome-RU	JR	16	36	2.25
8. BELL, Troy-BC	JR	16	34	2.12
9. SHUMPERT, Preston-SU	SR	16	32	2.00
THOMAS, Chris-ND	FR	16	32	2.00

BLOCKED SHOTS

Player-Team	Cl	G	Blks	Avg
1. OKAFOR, Emeka-UC	FR	16	70	4.38
2. LAMIZANA, Herve-RU	SO	16	44	2.75
3. WILSON, Wesley-GU	JR	16	39	2.44
4. JONES, James-UM	JR	16	37	2.31
5. HUMPHREY, Ryan-ND	SR	16	31	1.94
6. KENT, Rashod-RU	SR	16	27	1.69
7. SWEETNEY, Mike-GU	SO	16	26	1.62
8. TYLER, Elton-UM	SR	16	25	1.56
9. FORTH, Craig-SU	FR	16	23	1.44
10. DOUTHIT, Marcus-PC	SO	15	21	1.40

ASSIST/TURNOVER RATIO
(Min. 3.0 assists/game)

Player-Team	Cl	G	Asst	Avg	Turn	Avg	Ratio
1. BRASWELL, Kevin-GU	SR	16	102	6.4	42	2.6	2.43
2. THOMAS, Chris-ND	FR	16	130	8.1	55	3.4	2.36
3. KNIGHT, Brandin-UP	JR	16	112	7.0	52	3.2	2.15
4. THUES, James-SU	SO	16	77	4.8	38	2.4	2.03
5. BARRETT, Andre-SHU	SO	16	73	4.6	39	2.4	1.87
6. LINEHAN, John-PC	SR	16	76	4.8	43	2.7	1.77
7. SHERROD, Mike-RU	SO	16	65	4.1	38	2.4	1.71
8. BELL, Troy-BC	JR	16	70	4.4	44	2.8	1.59
9. SALMONS, John-UM	SR	16	104	6.5	66	4.1	1.58
10. BROWN, Taliek-UC	SO	16	86	5.4	58	3.6	1.48

SCORING OFFENSE

Team	G	W-L	Pts	Avg
1. Georgetown	16	9-7	1268	79.2
2. Connecticut	16	13-3	1200	75.0
3. Notre Dame	16	10-6	1199	74.9
4. Miami	16	10-6	1187	74.2
5. Pittsburgh	16	13-3	1169	73.1
6. Providence	16	6-10	1130	70.6
7. Boston College	16	8-8	1127	70.4
8. Syracuse	16	9-7	1123	70.2
9. Virginia Tech	16	4-12	1121	70.1
10. West Virginia	16	1-15	1116	69.8
11. Seton Hall	16	5-11	1099	68.7
12. Villanova	16	7-9	1091	68.2
13. St. John's	16	9-7	1087	67.9
14. Rutgers	16	8-8	1065	66.6

SCORING DEFENSE

Team	G	Pts	Avg
1. Pittsburgh	16	1039	64.9
2. Connecticut	16	1079	67.4
3. Villanova	16	1098	68.6
4. Syracuse	16	1106	69.1
5. St. John's	16	1109	69.3
6. Miami	16	1129	70.6
7. Boston College	16	1130	70.6
Rutgers	16	1130	70.6
9. Notre Dame	16	1139	71.2
10. Seton Hall	16	1162	72.6
11. Providence	16	1167	72.9
12. Georgetown	16	1180	73.8
13. Virginia Tech	16	1211	75.7
14. West Virginia	16	1303	81.4

SCORING MARGIN

Team	G	OFF	DEF	Margin
1. Pittsburgh	16	73.1	64.9	+8.1
2. Connecticut	16	75.0	67.4	+7.6
3. Georgetown	16	79.2	73.8	+5.5
4. Notre Dame	16	74.9	71.2	+3.8
5. Miami	16	74.2	70.6	+3.6
6. Syracuse	16	70.2	69.1	+1.1
7. Boston College	16	70.4	70.6	-0.2
8. Villanova	16	68.2	68.6	-0.4
9. St. John's	16	67.9	69.3	-1.4
10. Providence	16	70.6	72.9	-2.3
11. Seton Hall	16	68.7	72.6	-3.9
12. Rutgers	16	66.6	70.6	-4.1
13. Virginia Tech	16	70.1	75.7	-5.6
14. West Virginia	16	69.8	81.4	-11.7

FIELD GOAL PERCENTAGE

Team	G	FG	FGA	Pct
1. Connecticut	16	438	917	.478
2. Pittsburgh	16	415	891	.466
3. Miami	16	400	908	.441
4. Villanova	16	375	856	.438
5. Notre Dame	16	426	983	.433
6. Georgetown	16	420	972	.432
7. Virginia Tech	16	382	916	.417
8. Syracuse	16	414	993	.417
9. West Virginia	16	399	983	.406
10. Providence	16	386	974	.396
11. Boston College	16	373	946	.394
12. St. John's	16	375	953	.393
13. Seton Hall	16	382	987	.387
14. Rutgers	16	367	956	.384

2000-01 BIG EAST Statistics

Conference Games Only

FIELD GOAL PERCENTAGE DEFENSE

Team	G	FG	FGA	Pct
1. Connecticut	16	372	1015	.367
2. Villanova	16	374	930	.402
3. Notre Dame	16	427	1044	.409
4. Georgetown	16	428	1045	.410
5. Rutgers	16	387	940	.412
6. Pittsburgh	16	374	908	.412
7. Miami	16	392	935	.419
8. St. John's	16	373	888	.420
9. Syracuse	16	362	857	.422
10. Boston College	16	396	936	.423
11. Seton Hall	16	404	924	.437
12. West Virginia	16	463	1041	.445
13. Virginia Tech	16	404	899	.449
14. Providence	16	396	873	.454

3-POINT FIELD GOAL PERCENTAGE

Team	G	FG	FGA	Pct
1. Georgetown	16	98	272	.360
2. Connecticut	16	61	176	.347
3. Virginia Tech	16	117	340	.344
4. Notre Dame	16	109	323	.337
5. Pittsburgh	16	107	318	.336
6. Rutgers	16	105	314	.334
7. Villanova	16	75	225	.333
8. Seton Hall	16	124	376	.330
9. Miami	16	112	341	.328
10. Boston College	16	107	331	.323
11. Providence	16	123	381	.323
12. Syracuse	16	90	291	.309
13. West Virginia	16	87	287	.303
14. St. John's	16	64	238	.269

3-POINT FIELD GOAL PERCENTAGE DEFENSE

Team	G	FG	FGA	Pct
1. Pittsburgh	16	87	292	.298
2. Connecticut	16	93	307	.303
3. Georgetown	16	92	294	.313
4. St. John's	16	89	284	.313
5. Villanova	16	105	335	.313
6. Notre Dame	16	98	302	.325
7. Boston College	16	88	271	.325
8. Rutgers	16	85	261	.326
9. Providence	16	89	273	.326
10. West Virginia	16	122	366	.333
11. Seton Hall	16	89	266	.335
12. Miami	16	111	323	.344
13. Syracuse	16	114	330	.345
14. Virginia Tech	16	117	309	.379

FREE THROW PERCENTAGE

Team	G	FTM	FTA	Pct
1. Miami	16	275	336	.818
2. Georgetown	16	330	432	.764
3. Villanova	16	266	362	.735
4. Boston College	16	274	376	.729
5. West Virginia	16	231	328	.704
6. Virginia Tech	16	240	345	.696
7. Seton Hall	16	211	304	.694
8. Notre Dame	16	238	351	.678
9. Syracuse	16	205	304	.674
10. Connecticut	16	263	391	.673
11. Providence	16	235	350	.671
12. St. John's	16	273	423	.645
13. Pittsburgh	16	232	363	.639
14. Rutgers	16	226	395	.572

REBOUNDING

Team	G	Reb	Avg
1. Notre Dame	16	662	41.4
2. Connecticut	16	660	41.2
3. Georgetown	16	658	41.1
4. West Virginia	16	641	40.1
5. Rutgers	16	612	38.2
6. Villanova	16	607	37.9
7. St. John's	16	603	37.7
8. Virginia Tech	16	601	37.6
Pittsburgh	16	601	37.6
10. Boston College	16	598	37.4
11. Seton Hall	16	594	37.1
12. Syracuse	16	563	35.2
13. Providence	16	548	34.2
14. Miami	16	531	33.2

3-POINT FIELD GOALS MADE

Team	G	3FG	Avg
1. Seton Hall	16	124	7.75
2. Providence	16	123	7.69
3. Virginia Tech	16	117	7.31
4. Miami	16	112	7.00
5. Notre Dame	16	109	6.81
6. Pittsburgh	16	107	6.69
Boston College	16	107	6.69
8. Rutgers	16	105	6.56
9. Georgetown	16	98	6.12
10. Syracuse	16	90	5.62
11. West Virginia	16	87	5.44
12. Villanova	16	75	4.69
13. St. John's	16	64	4.00
14. Connecticut	16	61	3.81

REBOUNDING MARGIN

Team	G	TEAM	Avg	OPP	Avg	Margin
1. Connecticut	16	660	41.2	578	36.1	+5.1
2. Pittsburgh	16	601	37.6	523	32.7	+4.9
3. Virginia Tech	16	601	37.6	536	33.5	+4.1
4. Villanova	16	607	37.9	545	34.1	+3.9
5. Georgetown	16	658	41.1	620	38.8	+2.4
6. Notre Dame	16	662	41.4	632	39.5	+1.9
7. West Virginia	16	641	40.1	645	40.3	-0.2
8. St. John's	16	603	37.7	610	38.1	-0.4
9. Boston College	16	598	37.4	618	38.6	-1.2
10. Seton Hall	16	594	37.1	640	40.0	-2.9
11. Syracuse	16	563	35.2	624	39.0	-3.8
12. Providence	16	548	34.2	615	38.4	-4.2
13. Miami	16	531	33.2	605	37.8	-4.6
14. Rutgers	16	612	38.2	688	43.0	-4.8

BLOCKED SHOTS

Team	G	Blks	Avg
1. Rutgers	16	119	7.44
2. Connecticut	16	113	7.06
3. Georgetown	16	96	6.00
4. Miami	16	92	5.75
5. Pittsburgh	16	74	4.62
6. Virginia Tech	16	72	4.50
7. Syracuse	16	68	4.25
8. Notre Dame	16	65	4.06
9. Providence	16	58	3.62
10. Villanova	16	57	3.56
11. St. John's	16	56	3.50
12. Seton Hall	16	55	3.44
13. Boston College	16	54	3.38
14. West Virginia	16	49	3.06

ASSISTS

Team	G	Asts	Avg
1. Notre Dame	16	300	18.75
2. Georgetown	16	262	16.38
Miami	16	262	16.38
4. Pittsburgh	16	246	15.38
5. Providence	16	240	15.00
6. Syracuse	16	238	14.88
7. Connecticut	16	220	13.75
8. West Virginia	16	214	13.38
Rutgers	16	214	13.38
10. Boston College	16	210	13.12
11. Villanova	16	207	12.94
12. Virginia Tech	16	201	12.56
Seton Hall	16	201	12.56
14. St. John's	16	177	11.06

STEALS

Team	G	Stls	Avg
1. Syracuse	16	179	11.19
2. Providence	16	176	11.00
3. Rutgers	16	153	9.56
4. Miami	16	144	9.00
5. St. John's	16	143	8.94
6. Georgetown	16	139	8.69
7. Seton Hall	16	123	7.69
8. Pittsburgh	16	121	7.56
9. Boston College	16	119	7.44
West Virginia	16	119	7.44
11. Villanova	16	114	7.12
12. Connecticut	16	113	7.06
13. Notre Dame	16	106	6.62
14. Virginia Tech	16	105	6.56

TURNOVER MARGIN

Team	G	Team	Avg	Opp	Avg	Margin
1. Syracuse	16	234	14.6	297	18.6	+3.94
2. Providence	16	253	15.8	307	19.2	+3.38
3. St. John's	16	244	15.2	277	17.3	+2.06
Miami	16	247	15.4	280	17.5	+2.06
5. Boston College	16	229	14.3	248	15.5	+1.19
6. Rutgers	16	271	16.9	286	17.9	+0.94
7. Seton Hall	16	243	15.2	255	15.9	+0.75
8. Pittsburgh	16	233	14.6	228	14.2	-0.31
9. Georgetown	16	247	15.4	241	15.1	-0.38
10. Notre Dame	16	218	13.6	208	13.0	-0.62
11. Connecticut	16	262	16.4	233	14.6	-1.81
12. Virginia Tech	16	272	17.0	218	13.6	-3.38
13. West Virginia	16	292	18.2	230	14.4	-3.88
14. Villanova	16	312	19.5	249	15.6	-3.94

UM Men's Basketball BIG EAST Honors



Tim James

BIG EAST Player of the Week

Jamal Johnson . . . . . Dec. 20, 1993
Tim James . . . . . Dec. 16, 1996
Kevin Norris . . . . . Jan. 20, 1997
Tim James . . . . . Nov. 24, 1997
Johnny Hemsley . . . . . Jan. 5, 1998
Johnny Hemsley . . . Dec. 21, 1998
Tim James . . . . . Dec. 28, 1998
Johnny Hemsley . . . . . Jan. 4, 1999
Tim James . . . . . Feb. 8, 1999
Tim James . . . . . Feb. 15, 1999
Johnny Hemsley . . . Feb. 22, 1999
Mario Bland . . . . . Mar. 5, 2000
John Salmons . . . . . Mar. 4, 2001
John Salmons . . . . . Dec. 23, 2001
John Salmons . . . . . Dec. 31, 2001
Darius Rice . . . . . Jan. 28, 2002

BIG EAST Rookie of the Week

Steven Edwards . . . . Jan. 24, 1993
Steven Edwards . . . . Feb. 14, 1993
Steven Edwards . . . . Feb. 28, 1993
Kevin Norris . . . . . Jan. 16, 1995
Tim James . . . . . Jan. 2, 1996
Tim James . . . . . Jan. 9, 1996
Tim James . . . . . Feb. 26, 1996
Tim James . . . . . Mar. 3, 1996
Marcus Barnes . . . . . Jan. 22, 2001
Darius Rice . . . . . Feb. 19, 2001



Jerry Schlie

First Team All-BIG EAST

Tim James 1997-98
Tim James 1998-99
Johnny Hemsley 1998-99

Second Team All-BIG EAST

Tim James 1996-97
Johnny Hemsley 1999-00
Darius Rice 2001-02
John Salmons 2001-02

Third Team All-BIG EAST

Constantin Popa 1992-93
Constantin Popa 1994-95
Mario Bland 1999-00
John Salmons 2000-01
James Jones 2001-02



Constantin Popa

BIG EAST All-Rookie Team

Steven Edwards 1992-93
Kevin Norris 1994-95
Tim James 1995-96
Darius Rice 2000-01

BIG EAST Player of the Year

Tim James 1998-99

BIG EAST Coach of the Year

Leonard Hamilton 1994-95
Leonard Hamilton 1998-99

BIG EAST Most Improved Player

Johnny Hemsley 1998-99

Sportsmanship Award

John Salmons 2001-02



Steven Edwards

BIG EAST Academic All-Star Team

Nick Donovan 1995-96
Brad Timpf 1995-96
Nick Donovan 1996-97
Nick Donovan 1997-98
Jerry Schlie 1998-99
Tarik El-Bassiouni 1999-00
James Jones 1999-00
Jerry Schlie 1999-00
Paulo Coelho 2000-01
James Jones 2000-01
Jerry Schlie 2000-01
James Jones 2001-02
Jerry Schlie 2001-02

BIG EAST All-Tournament Team

Jerome Scott 1992
Tim James 1999
Marcus Barnes 2002

UM's All-Time BIG EAST Statistical Leaders

(Regular Season League Games Only)

Points Scored
Tim James, 1995-99 (72) 1062
Steven Edwards, 1992-96 (72) 915
Johnny Hemsley, 1996-00 (60) 803
Constantin Popa, 1991-95 (72) 726
Mario Bland, 1996-00 (70) 698
John Salmons, 1998-02 (66) 695
Kevin Norris, 1994-98 (72) 547
Darius Rice, 2000- (32) 507
Alex Fraser, 1993-97 (71) 488
James Jones, 1999- (48) 465
Elton Tyler, 1997-02 (68) 465
Steve Rich, 1993-96 (52) 430
Steve Frazier, 1993-98 (71) 416

Scoring Average
Darius Rice, 2000- (32) 15.8
Tim James, 1995-99 (72) 14.8
Johnny Hemsley, 1996-00 (60) 13.4
Steven Edwards, 1992-96 (72) 12.7
John Salmons, 1998-02 (66) 10.5
Jerome Scott, 1991-92 (18) 10.2
Marcus Barnes, 2000-02 (32) 10.3
Constantin Popa, 1991-95 (72) 10.1
Mario Bland, 1996-00 (70) 10.0
James Jones, 1999- (48) 9.7

Field Goals Made
Tim James, 1995-99 (72) 290
Constantin Popa, 1991-95 (72) 289
Johnny Hemsley, 1996-00 (60) 283
Steven Edwards, 1992-96 (72) 271
Mario Bland 1996-00 (54) 262
John Salmons, 1998-02 (66) 230
Alex Fraser, 1993-97 (71) 195
Elton Tyler, 1997-02 (68) 183
Kevin Norris, 1994-98 (72) 172
Steve Rich, 1993-96 (52) 172
Darius Rice, 2000- (32) 166
James Jones, 1999- (48) 158
Steve Frazier, 1993-98 (71) 144

Field Goals Attempted
Tim James, 1995-99 (72) 902
Steven Edwards, 1992-96 (72) 714
Johnny Hemsley, 1996-00 (60) 713
Constantin Popa, 1991-95 (72) 596
Kevin Norris, 1994-98 (72) 506
John Salmons, 1998-02 (66) 501
Mario Bland 1996-00 (70) 485
Steve Frazier, 1993-98 (71) 436
Alex Fraser, 1993-97 (71) 422
Darius Rice, 2000- (32) 399
James Jones, 1999- (48) 379
Steve Rich, 1993-96 (52) 355

Field Goal Percentage
(Minimum 50 FGM)
Elton Tyler, 1997-02 (183-337) 543
Mario Bland, 1996-00 (262-485) 540
Constantin Popa, 1991-95 (289-596) . . .485
Steve Rich, 1993-96 (172-355) 485
Tim James, 1995-99 (423-902) 469
Alex Fraser, 1993-97 (195-422) 462
John Salmons, 1998-02 (230-501) 459
Jamal Johnson, 1993-94 (58-129) 450
Clifton Clark, 1995-97 (119-270) 441
Trevor Burton, 1991-93 (120-274) 438

Three-Point Field Goals Made
Steven Edwards, 1992-96 (72) 178
Kevin Norris, 1994-98 (72) 94
Johnny Hemsley, 1996-00 (60) 84
Darius Rice, 2000- (32) 78
Marcus Barnes, 2000-02 (32) 74
Steve Frazier, 1993-98 (71) 72
Jake Morton, 1991-93 (33) 51
Torey McCormick, 1993-97 (61) 48
Michael Gardner, 1991-94 (40) 39
James Jones, 1999- (48) 49

Three-Point Field Goals Attempted
Steven Edwards, 1992-96 (72) 508
Kevin Norris, 1994-98 (72) 284
Johnny Hemsley, 1996-00 (60) 257
Steve Frazier, 1993-98 (71) 248
Darius Rice, 2000- (32) 214
Marcus Barnes, 2000-02 (32) 211
Torey McCormick, 1993-97 (61) 148
John Salmons, 1998-02 (66) 129
Jake Morton, 1991-93 (33) 127
Michael Gardner, 1991-94 (40) 123
James Jones, 1999- (48) 123
Clifton Clark, 1995-97 (36) 71

Three-Point Field Goal Percentage
Anthony Rosa, 1993-96 (22-54) 407
Jake Morton, 1991-93 (51-127) 402
James Jones, 1999- (49-123) 398
Ochiel Swaby, 1991-92 (15-38) 395
Trevor Burton, 1991-93 (25-66) 379
Darius Rice, 2000- (78-214) 364
Mitchell Dunn, 1994-95 (19-53) 358
Marcus Barnes, 2000-02 (74-211) 351
Steven Edwards, 1992-96 (178-508) . . .350
Kevin Norris, 1994-98 (94-284) 331

Free Throws Made
Tim James, 1995-99 (72) 206
John Salmons, 1998-02 (16) 196
Steven Edwards, 1992-96 (72) 195
Mario Bland, 1996-00 (70) 171
Johnny Hemsley, 1996-00 (60) 153
Constantin Popa, 1991-95 (72) 148
Kevin Norris, 1994-98 (72) 109
Vernon Jennings, 1996-00 (68) 106
James Jones, 1999- (48) 100
Alex Fraser, 1993-97 (71) 98
Elton Tyler, 1997-02 (68) 96

Free Throws Attempted
Tim James, 1995-99 (72) 319
Steven Edwards, 1992-96 (72) 275
Mario Bland, 1996-00 (70) 267
Constantin Popa, 1991-95 (72) 245
John Salmons, 1998-02 (16) 236
Johnny Hemsley, 1996-00 (60) 186
Alex Fraser, 1993-97 (71) 164
Vernon Jennings, 1999-00 (68) 152
Steve Rich, 1993-96 (52) 146
Kevin Norris, 1994-98 (72) 144

Free Throw Percentage
James Jones, 1999- (100-119) 840
John Salmons, 1998-02 (196-236) 831
Johnny Hemsley, 1996-00 (153-186) . .823
Ochiel Swaby, 1991-92 (35-46) 761
Darius Rice, 2000- (97-128) 757
Kevin Norris, 1994-98 (109-144) 756
Michael Simmons, 1998- (33-45) . .733
Jake Morton, 1991-93 (44-61) 721
Steven Edwards, 1992-96 (195-275) . . .709

Offensive Rebounds
Tim James, 1995-99 (72) 208
Constantin Popa, 1991-95 (72) 188
Mario Bland, 1996-00 (70) 159
Alex Fraser, 1993-97 (71) 139
John Salmons, 1998-02 (66) 137
Steve Rich, 1993-96 (52) 106
Elton Tyler, 1997-02 (68) 97
Steven Edwards, 1992-96 (72) 97
Pat Lawrence, 1991-94 (50) 79
James Jones, 1999- (48) 78
Steve Frazier, 1993-98 (71) 62
Anthony Lawrence, 1991-93 (34) 61

Defensive Rebounds
Tim James, 1995-99 (72) 337
Constantin Popa, 1991-95 (72) 255
John Salmons, 1998-02 (66) 251
Mario Bland, 1996-00 (70) 218
Kevin Norris, 1994-98 (72) 200
Steven Edwards, 1992-96 (72) 179
Alex Fraser, 1993-97 (71) 175
Elton Tyler, 1997-02 (68) 151
Steve Rich, 1993-96 (52) 135
Darius Rice, 2000- (32) 131
James Jones, 1999- (48) 127
Steve Frazier, 1993-96 (53) 97
Pat Lawrence, 1991-94 (50) 88

Total Rebounds
Tim James, 1995-99 (72) 545
Constantin Popa, 1991-95 (72) 443
John Salmons, 1998-02 (66) 388
Mario Bland, 1996-00 (70) 377
Alex Fraser, 1993-97 (71) 314
Steven Edwards, 1992-96 (72) 276
Elton Tyler, 1997-02 (68) 248
Steve Rich, 1993-96 (52) 241
Kevin Norris, 1994-98 (72) 228
Johnny Hemsley, 1996-00 (60) 209
James Jones, 1999- (48) 205

Assists
Kevin Norris, 1994-98 (72) 325
Vernon Jennings, 1996-00 (68) 300
John Salmons, 1998-02 (66) 243
Steven Edwards, 1992-96 (72) 192
Michael Gardner, 1991-94 (40) 179
Steve Frazier, 1993-98 (71) 134
Torey McCormick, 1993-97 (61) 108
Trevor Burton, 1991-93 (33) 75
Michael Simmons, 1998- (47) 67
Constantin Popa, 1991-95 (72) 64

Steals
Vernon Jennings, 1996-00 (68) 130
Kevin Norris, 1994-98 (72) 122
John Salmons, 1998-02 (66) 103
Steven Edwards, 1992-96 (72) 87
Tim James, 1995-99 (72) 85
Alex Fraser, 1993-97 (71) 72
Steve Frazier, 1993-98 (71) 56
Constantin Popa, 1991-95 (72) 54
Michael Gardner, 1991-94 (40) 53
Torey McCormick, 1993-97 (61) 53
Jake Morton, 1991-93 (33) 52

Blocked Shots
Constantin Popa, 1991-95 (72) 160
Tim James, 1995-99 (72) 144
James Jones, 1999- (48) 66
Dwayne Wimbley, 1997-01 (67) 65
Elton Tyler, 1997-00 (68) 64
John Salmons, 1998-02 (66) 38
Alex Fraser, 1993-97 (71) 31
Pat Lawrence, 1991-94 (50) 28
Steve Rich, 1993-96 (52) 26
Will Davis, 1993-97 (38) 23
Lorenzo Pearson, 1992-96 (61) 22

Personal Fouls
Constantin Popa, 1991-95 (72) 251
Kevin Norris, 1994-98 (72) 190
John Salmons, 1998-02 (66) 169
Mario Bland, 1996-00 (70) 168
Vernon Jennings 1996-00 (68) 165
Alex Fraser, 1993-97 (71) 155
Steven Edwards, 1992-96 (72) 151
Elton Tyler 1997-02 (68) 150
Pat Lawrence, 1991-94 (50) 140
Tim James, 1995-99 (72) 140
Steve Rich, 1993-96 (52) 130
Steve Frazier, 1993-98 (71) 127
Dwayne Wimbley, 1997-01 (67) 110

Disqualifications
Constantin Popa, 1991-95 (72) 12
Pat Lawrence, 1991-94 (50) 6
Vernon Jennings 1996-00 (68) 5
Steve Rich, 1993-96 (52) 5
Jamal Johnson, 1993-94 (18) 4
Kevin Norris, 1994-98 (72) 4
Johnny Hemsley, 1996-00 (60) 4

Games Started
Kevin Norris, 1994-98 (72) 71
Alex Fraser, 1993-96 (71) 66
Mario Bland, 1996-00 (46) 58
Constantin Popa, 1991-95 (72) 56
Steven Edwards, 1992-96 (72) 56
John Salmons, 1998-02 (66) 56
Tim James, 1995-99 (72) 52
Vernon Jennings, 1996-00 (68) 43
Johnny Hemsley, 1996-00 (60) 42
Michael Gardner, 1991-94 (40) 37

Minutes Played
Tim James, 1995-99 (72) 2180
Kevin Norris, 1994-98 (72) 2158
John Salmons, 1998-02 (66) 2151
Steven Edwards, 1992-96 (72) 1988
Vernon Jennings, 1996-00 (68) 1796
Johnny Hemsley, 1996-00 (60) 1771
Constantin Popa, 1991-95 (72) 1732
Mario Bland, 1996-00 (70) 1654
Alex Fraser, 1993-97 (71) 1587
Steve Frazier, 1993-98 (71) 1564

Games played in ( ) except shooting percentage categories

Steven Edwards holds the UM BIG EAST record for most consecutive league games with at least one three-point field goal made at 34 (1994-96). Edwards is also the BIG EAST all-time leader in three-point field goalsmade.

BIG EAST Individual Single-Game Records

Miami Individual
(Regular Season Only)

Most Points (Game)-43, Steve Rich vs. St. John's (2-20-96)
Most Points (Half)-22, Steve Rich vs. St. John's (2nd Half, 2-20-96)
Most Points (OT period)-7, Steve Rich vs. St. John's (2nd OT, 2-20-96)
Most Field Goals Made-18, Steve Rich vs. St. John's (2-20-96)
Most Field Goals Attempted-25, Steve Rich vs. St. John's (2-20-96)
Highest FG% (min. 5 made)-1.000 (6-6), Alex Fraser vs. Syracuse (1-3-96); Alex Fraser vs. Providence (1-15-97); Elton Tyler vs. Connecticut (2-19-00); Johnny Hemsley vs. Rutgers (2-5-00)
Most Three-Point FGM-7, Darius Rice vs. Virginia Tech (1-10-01)
Most Three-Point FGA-15, Darius Rice vs. Virginia Tech (1-10-01)
Highest Three-Point FG%-1.000 (5-5), Trevor Burton vs. Georgetown (1-2-93)
Most Free Throws Made-13, John Salmons vs. West Virginia (2-28-01)
Most Free Throws Attempted-16, Steven Edwards vs. St. John's (1-11-95); John Salmons vs. West Virginia (2-28-01)
Highest FT% (min. 5 made)-1.000 (10-10), Steven Edwards vs. Villanova (3-6-93)
Most Offensive Rebounds-8, Constantin Popa vs. Syracuse (12-6-94); Constantin Popa vs. St. John's (2-13-95)
Most Defensive Rebounds-12, Constantin Popa vs. Seton Hall (2-23-93)
Most Total Rebounds-18, Constantin Popa vs. Seton Hall (2-23-93)
Most Assists-14, Michael Gardner vs. Pittsburgh (1-23-93)
Most Turnovers-9, John Salmons vs Rutgers (2-17-02)
Most Blocked Shots-8, Tim James vs. West Virginia (2-6-96)
Most Steals-7, Vernon Jennings vs. West Virginia (1-5-80)
Most Minutes Played-48, John Salmons vs. St. John's (2-10-01)



Darius Rice set a UM BIG EASt single-game record with seven three-point baskets against Virginia Tech on January 10, 2001.

Opponent Individual
(Regular Season Only)

Most Points (Game)-35, Dave Johnson (Syracuse, 1-11-92)
Most Points (Half)-23, Vonteego Cummings (Pittsburgh, 2nd Half, 1-8-97)
Most Points (OT period)-11, Bryan Caver (Seton Hall, 3-4-92)
Most Field Goals Made-14, Ryan Gomes (Providence, 1-19-02)
Most Field Goals Attempted-30, Victor Page (Georgetown, 1-18-97)
Highest FG%-1.000 (6-6), Jake Voskuhl (Connecticut, 2-15-97)
Most Three-Point FGM-8, Ray Allen (Connecticut, 1-31-95); Jerome Coleman, (Rutgers, 2-17-02)
Most Three-Point FGA-16, Marius Janulis (Syracuse, 1-18-98); Jerome Coleman (Rutgers, 2-17-02)
Highest Three-Point FG%-1.000 (5-5), Jerry McCullough (Pittsburgh, 1-12-94)
Most Free Throws Made-17, Jason Lawson (Villanova, 3-5-94); Troy Bell (Boston College, 1-13-01)
Most Free Throws Attempted-21, Jason Lawson (Villanova, 3-5-94)
Highest FT%-1.000 (17-17), Troy Bell (Boston College, 1-13-01)
Most Offensive Rebounds-8, Jason Lawson (Villanova, 3-5-94); Jerome Williams (Georgetown, 1-7-95); Kevin Freeman (Connectucut, 1-20-99); R Boumtje Boumtje (Georgetown, 2-7-00)
Most Defensive Rebounds-12, Andre Griffin (Seton Hall, 1-26-94); Charles Minlend (St. John's, 2-22-97)
Most Total Rebounds-17, Ya-Ya Dia (Georgetown, 1-4-97)
Most Assists-12, Jerry McCullough (Pittsburgh, 2-1-94); Omar Cook (St. John's, 2-10-01), Chris Thomas (Notre Dame, 2-23-02)
Most Turnovers-9, Vonteego Cummings (Pittsburgh, 1-30-99)
Most Blocked Shots-7 Alonzo Mourning (Georgetown, 1-25-92); Etan Thomas (Syracuse 2-8-99)
Most Steals-10, Allen Iverson (Georgetown, 1-13-96)
Most Minutes Played-48, Derek Brown (St. John's, 2-20-96)

BIG EAST Team Single-Game Records

(Regular Season Conference Games Only)

Points
Most: vs. Villanova, 2-16-99 103
Opp.: West Virginia, 1-10-98 98
Most (non-OT Game): vs. Villanova, 2-16-99. 103
Opp.: West Virginia, 1-10-98 98
Fewest: vs. Georgetown, 1-25-92 40
vs. Georgetown, 1-29-94 40
Opp.: St. John's, 1-14-92. 42
Most (Half): vs Villanova (2nd Half), 2-16-99 . . 56
Opp. (Half): Villanova (2nd Half), 3-5-94 53
Fewest (Half): vs. St. John's (1st Half), 1-14-92 12
Opp. (Half): St. John's (1st Half), 1-14-92 14
Boston College (1st Half), 2-22-92 14
Most (OT period): vs. Boston Coll., 2-25-95 . . . 17
Opp. (OT period): Seton Hall, 3-4-92 23
Fewest (OT period): vs. Connecticut, 1-20-99 . . 4
Opp. (OT period): Pittsburgh, 1-15-02 4

Field Goals
Most: vs. Villanova, 2-16-99. 40
Opp.: Providence, 1-19-02 36
Fewest: vs. St. John's, 1-14-92 13
vs. Georgetown, 1-29-94 13
Opp.: St. John's, 1-14-92. 15
Boston College, 2-22-92 15
Notre Dame, 2-26-00 15
Most Attempts: vs. St. John's, 2-20-96. 77
Opp.: Georgetown, 1-15-00 74
Fewest Attempts: vs. Rutgers, 2-2-97 40
Opp.: Villanova, 2-18-92. 33
Highest Percentage (Game):
vs. Villanova, 2-16-99 . . . . . .606 (40-66)
Opp. (Game): Villanova, 1-25-95 . . . . .600 (33-55)
Highest Percentage (Half):
vs. Syracuse (2nd Half), 1-3-96. . . . .714 (20-28)
Opp. (Half):
Villanova (2nd Half), 1-27-96 . . . . .692 (18-26)
Lowest Percentage (Game):
vs. Villanova, 2-25-92. . . . . .283 (15-53)
Opp.: Georgetown, 2-7-00 . . . . . .265 (18-68)
Lowest Percentage (Half):
vs. Boston Coll. (2nd Half), 1-15-94. .172 (5-29)
Opp. (Half): Seton Hall (2nd Half), 2-10-97. . . . . .172 (5-29)

3-Point Field Goals
Most: vs. Georgetown, 3-3-93 15
Opp.: Pittsburgh, 2-18-95. 14
Providence,1-19-02 14
Fewest: vs. St. John's, 3-5-00 0
Opp.: Syracuse, 3-1-94. 0
Most Attempts: vs. Notre Dame, 2-23-02 34
Opp.: Providence, 1-18-95 31
Providence, 1-19-02 31
Fewest Attempts: vs. Georgetown, 1-15-00 . . . 5
Opp.: St. John's, 1-16-93 5
Highest Percentage:
vs. Connecticut, 1-2-92 . . . . . .875 (7-8)
Opp.: Georgetown, 3-3-93 . . . . . .857 (6-7)
Lowest Percentage:
vs. Georgetown, 1-15-00 . . . . . .000 (0-13)
Opp.: Syracuse, 3-1-94. . . . . .000 (0-11)

Free Throws
Most: vs. Providence, 1-19-02 30
Opp.: St. John's, 1-18-02. 36
Fewest: vs. Providence, 1-9-94 1
Opp.: West Virginia, 1-5-00 3
Most Attempts: vs. Notre Dame, 1-23-96 44
Opp.: Georgetown, 2-15-92 50
Fewest Attempts: vs. Providence, 1-9-94 4
Opp.: Notre Dame, 1-23-96 6
Highest Percentage:
vs. Connecticut, 2-5-94 . . . . . 1.000 (6-6)
Opp.: Villanova, 1-30-93 . . . . . .960 (24-25)
Lowest Percentage:
vs. Seton Hall, 2-24-98 . . . . . .222 (4-18)
Opp.: West Virginia, 1-5-00 . . . . . .333 (3-9)

Rebounds
Most Offensive: vs. St. John's, 2-20-96 27
Opp.: Georgetown, 1-15-00 32
Fewest Offensive:
vs. Boston College, 2-10-93 6
vs. St. John's, 1-6-99 6
vs. Connecticut, 1-15-02 6
Opp.: Boston College, 2-27-93 1
Most Defensive: vs. Georgetown, 2-7-00 40
Opp.: Syracuse, 1-25-95 35
Fewest Defensive: vs. Georgetown, 1-25-92 . 11
Opp.: Boston College, 1-21-92. 13
Most Total: vs. Seton Hall, 2-10-97 55
Opp.: Georgetown, 1-15-00. 54
Fewest Total: vs. Georgetown, 3-3-93 22
Opp.: Syracuse, 1-11-92 22
Villanova, 2-5-02. 22
Largest Rebound Margin:
vs. Rutgers, 2-8-97 . . . . . +22 (52-30)
Opp.: Georgetown, 3-3-93. . . . . +24 (46-22)

Assists
Most: vs. Villanova, 2-16-99. 26
Opp.: Providence, 1-8-94 27
Fewest: vs. Georgetown, 1-25-92. 2
Opp.: Providence, 2-16-00 4

Turnovers
Most: vs. Georgetown, 1-13-96 32
Opp.: Notre Dame, 1-9-99 27
Fewest: vs. Boston College, 2-10-93. 5
Opp.: St. John's, 1-22-94 7

Blocked Shots
Most: vs. Georgetown, 1-15-00 12
vs. Connecticut, 2-2-02 12
Opp.: Connecticut, 1-18-92 9
Syracuse, 2-8-99 9
Fewest: vs. Boston College, 2-22-92. 0
vs. Syracuse, 1-9-93 0
vs. Syracuse, 2-8-99 0
Opp.: 7 occasions 0

Steals
Most: vs. West Virginia, 1-16-99 15
vs. Notre Dame, 1-9-99. 15
vs. Villanova, 2-17-01 15
Opp.: Villanova, 1-25-95. 21
Fewest: vs. St. John's, 1-22-94 1
Opp.: Villanova, 1-17-00. 2

Personal Fouls
Most: vs. Georgetown, 2-15-92 31
vs. Providence, 3-7-92. 31
Opp.: Notre Dame, 1-23-96 32
St. John's, 2-10-01. 32
Fewest: vs. Syracuse, 12-7-96. 9
Opp.: Seton Hall, 2-1-01. 9

Margin of Victory
Largest: vs. Pittsburgh, 2-23-99. . . . . 33 (85-52)
Opp.: Georgetown, 1-19-94. . . . . 37 (77-40)

Halftime
Largest Lead:
vs. Notre Dame, 2-28-96. . . . . 24 (41-17)
Largest Deficit:
vs. Syracuse, 12-22-93. . . . . 24 (47-23)

Deficits Overcome
Largest Deficit Overcome:
vs. Providence,
1-19-93 . . . . . 16 (32-16, 6:09 left, 1st H)
vs. West Virginia,
2-6-96 . . . . . 16 (24-8, 7:24 left, 1st H)
Largest 2nd Half Deficit Overcome:
vs. Georgetown, 1-18-97. . . . . 13 (49-36, 8:35 left)
vs. Providence, 1-19-02 . . . . . 13 (50-37, 19:16 left)

BIG EAST-Individual Single-Season Records

Points
Tim James, 1998-99 (18) 336

Scoring Average
Tim James, 1998-99 (18) 18.7

Field Goals Made
Tim James, 1998-99 (18) 133

Field Goals Attempted
Tim James, 1998--99 (18) 273

Field Goals Percentage
(Minimum 4 FGM per game played)
Mario Bland, 1997-98 (90-145) ..... .621

Three-Point Field Goals Made
Steven Edwards, 1992-93 (18) 59

Three-Point Field Goals Attempted
Steven Edwards, 1992-93 (18) 143

Three-Point Field Goal Percentage
(Minimum 1.5 3-PT FGM per game played)
James Jones, 2000-01 (27-56) ..... .482

Free Throws Made
John Salmons, 2001-02 (16) 80

Free Throws Attempted
Steven Edwards, 2001-02 (16) 99

Free Throws Percentage
(Minimum 2 FTM per game played)
James Jones, 2001-02 (64-71) ..... .901

Offensive Rebounds
Tim James, 1996-97 (18) 61

Defensive Rebounds
Tim James, 1997-98 (18) 119

Total Rebounds
Tim James, 1997-98 (18) 173

Rebound Average
Tim James, 1997-98 (18) 9.6

Assists
Vernon Jennings, 1999-00 (16) 111

Steals
Vernon Jennings, 1999-00 (16) 45

Blocked Shots
Constantin Popa, 1992-93 (18) 54

Personal Fouls
Constantin Popa, 1992-93 (18) 72

Disqualifications
Constantin Popa, 1992-93 (18) 5

Minutes Played
Michael Gardner, 1992-93 (18) 657

Games played in ( ) except in shooting percentage categories



Steven Edwards scored a UM BIG EAST record 310 points in 1992-93.



In 1997-98 Mario Bland led the conference in field goal percentage shooting a UM BIG EAST record 62.1 percent.

BIG EAST Single-Season, Team Records

(Regular Season, Conference Games Only)

Points
Most: 1998-99 1323
Opp.: 1993-94 1392

Fewest: 1991-92 1000
Opp.: 1999-00 932

Highest Scoring Average: 2001-02 ..... 74.2
Opp.: 1993-94 ..... 77.3

Lowest Scoring Average: 1991-92 ..... 55.6
Opp.: 1999-00 ..... 58.2

Field Goals
Most: 1998-99 475
Opp.: 1993-94 468

Fewest: 1991-92 342
Opp.: 1999-00 331

Most Attempts: 1997-98 1072
Opp.: 1998-99 1086

Fewest Attempts: 1999-00 902
Opp.: 2000-01 850

Highest %: 1998-99 ..... .492 (475-966)
Opp.: 1992-93 ..... .455 (463-1018)

Lowest %: 1991-92 ..... .371 (342-923)
Opp.: 1999-0 ..... .377 (331-879)

3-Point Field Goals
Most: 1992-93 140
Opp.: 1994-95 135

Fewest: 1999-00 45
Opp.: 1999-00 75

Most Attempts: 1992-93 352
Opp.: 1997-98 382

Fewest Attempts: 1999-00 172
Opp.: 1992-93 225

Highest %: 1992-93 ..... .398 (140-352)
Opp.: 1993-94 ..... .441 (124-281)

Lowest %: 1999-00 ..... .262 (45-172)
Opp.: 1999-00 ..... .259 (75-290)

Free Throws
Most: 1998-99 302
Opp.: 1992-93 365

Fewest: 1993-94 157
Opp.: 1999-00 195

Most Attempts: 1998-99 437
Opp.: 1991-92 545

Fewest Attempts: 1993-94 278
Opp.: 1999-00 299

Highest %: 2001-02 ..... .818 (275-336)
Opp.: 2000-01 ..... .738 (268-363)

Lowest %: 1993-94 ..... .565 (157-278)
Opp.: 1998-99 ..... .627 (212-338)

Rebounds
Most Offensive: 1994-95 266
Opp.: 1996-97 286

Fewest Offensive: 2001-02 160
Opp.: 2000-01 196

Most Defensive: 1997-98 468
Opp.: 1992-93 446

Fewest Defensive: 1991-92 314
Opp.: 1999-00 350

Most Total: 1997-98 716
Opp.: 1996-97 707

Fewest Total: 2001-02 531
Opp.: 2000-01 556

Largest Rebound Margin: 1998-99 ..... +4.1 rpg
Opp.: 1992-93 ..... +5.4 rpg

Assists
Most: 1998-99 306
Opp.: 1993-94 296

Fewest: 1991-92 172
Opp.: 1999-00 190

Turnovers
Most: 1993-94 367
Opp.: 1998-99 316

Fewest: 1999-00 231
Opp.: 1993-94 243

Blocked Shots
Most: 1996-97 103
Opp.: 1991-92 77

Fewest: 1999-00 70
Opp.: 1998-99 44

Steals
Most: 1998-99 166
Opp.: 1993-94 211

Fewest: 1993-94 113
Opp.: 1999-00 110

Personal Fouls
Most: 1991-92 427
Opp.: 1998-99 373

Fewest: 1999-00 277
Opp.: 1999-00 295

Streaks
Longest Winning: 1998-99 8
Longest Losing: 1993-94 18
Longest Home Winning: 1996-97 6
Longest Home Losing: 1993-94 9
Longest Road Winning: 1999-00 6
Longest Road Losing: 1991-92 9
1992-93 9
1993-94 9

Miscellaneous
Most Wins: 1998-99 15
Most Losses: 1993-94 18
Most Home Wins: 1993-94; 1997-98, 1998-99 .. 7
Most Road Wins: 1998-99 8



In 1999-00 Vernon Jennings set UM BIG EAST single-season records for assists (111) and steals (45).

BIG EAST Tournament Individual Records

Miami Individual
(Single-Game Records)

Most Points (Game)-30, Jerome Scott vs. Pittsburgh (3-12-92, OR); Elton Tyler vs. Pittsburgh (3-8-02, SF)
Most Points (Half)-21, Trevor Burton vs. Pittsburgh (2nd Half, 3-12-92, OR)
Most Field Goals Made-12, Elton Tyler vs. Pittsburgh (3-8-02, SF)
Most Field Goals Attempted-20, Constantin Popa vs. Georgetown (3-10-95, QF); Tim James vs. Georgetown (3-4-99, QF)
Highest FG%-1.000 (5-5), Anthony Rosa vs. Seton Hall (3-10-94, OR)
Most Three-Point FGM-6, Marcus Barnes vs. Georgetown (3-7-02, QF)
Most Three-Point FGA-11, Steven Edwards vs. Rutgers (3-6-96, OR)
Highest Three-Point FG%-1.000 (4-4), Jerome Scott vs. Pittsburgh (3-12-92, OR)
Most Free Throws Made-9, Trevor Burton vs. Pittsburgh (3-12-92, OR)
Most Free Throws Attempted-13, Trevor Burton vs. Pittsburgh (3-12-92, OR)
Highest FT%-1.000 (4-4), 6 occasions
Most Offensive Rebounds-8, Constantin Popa vs. Georgetown (3-10-95, QF)
Most Defensive Rebounds-9, John Salmons vs. Georgetown (3-7-02, QF)
Most Total Rebounds-14, Constantin Popa vs. Georgetown (3-10-95, QF)
Most Assists-11, Vernon Jennings vs. Notre Dame (3-9-00, QF)
Most Turnovers-7, Kevin Norris vs. Georgetown (3-10-95, QF)
Most Blocked Shots-5, Constantin Popa vs. Seton Hall (3-10-94, OR); Tim James vs. St John's (3-5-99, SF)
Most Steals-5, Kevin Norris vs. Georgetown (3-10-95, QF)
Most Dunks- 5, Tim James vs. Georgetown (3-7-96, QF)
Most Minutes Played-43, Marcus Barnes vs. Georgetown (3-7-02, QF)

Opponent Individual
(Single-Game Records)

Most Points (Game)-38, Allen Iverson (Georgetown, 3-7-96, QF)
Most Points (Half)-22, Allen Iverson (Georgetown, 2nd Half, 3-7-96, QF)
Most Field Goals Made-11, Allen Iverson (Georgetown, 3-7-96, QF)
Most Field Goals Attempted-25, John Long (Georgetown, 3-4-98, OR)
Highest FG%-.857 (6-7), Ontario Lett (Pittsburgh, 3-8-02, SF)
Most Three-Point FGM-7, Geoff Billet (Rutgers, 3-6-96, OR)
Most Three-Point FGA-13, Sean Miller (Pittsburgh, 3-12-92, OR)
Highest Three-Point FG%-.667 (6-9), Allen Iverson (Georgetown, 3-7-96, QF)
Most Free Throws Made-15, Allen Iverson (Georgetown, 3-10-95, QF)
Most Free Throws Attempted-23, Allen Iverson (Georgetown, 3-10-95, QF)
Highest FT%-1.000 (6-6), Joey Brown (Georgetown, 3-12-92, QF)
Most Offensive Rebounds-6, Jerome Williams (Georgetown, 3-10-95, QF)
Most Defensive Rebounds-13, Troy Murphy (Notre Dame, 3-9-00,QF)
Most Total Rebounds-16, Jerome Williams (Georgetown, 3-7-96, QF); Troy Murphy (Notre Dame, 3-9-00,QF)
Most Assists-14, Brandin Knight (Pittsburgh, 3-8-02, SF)
Most Turnovers-7, Allen Iverson (Georgetown, 3-10-95, QF)
Most Blocked Shots-7, Ruben Boumtje Boumtje (Georgetown, 3-4-99, QF)
Most Steals-4, Othella Harrington (Georgetown, 3-11-93, OR); Kevin Braswell (Georgetown, 3-4-99, QF); Bootsy Thornton (St. John's, 3-10-00, SF)
Most Minutes Played-40, Sean Miller (Pittsburgh, 3-12-92, OR); Joey Brown (Georgetown, 3-13-93, QF); Erick Barkley (St. John's, 3-5-99, SF); Brandin Knight (Pittsburgh, 3-8-02, SF)



Jerome Scott scored 30 points in UM's inaugural BIG EAST Tournament game, an 83-71 upset victory over Pittsburgh on March 12, 1992. The 30-point effort is still a UM BIG EAST Tournament record.

BIG EAST Tournament-Team Records

Points
Most: vs. Georgetown, 3-7-02 (QF) 84
Opp.: Georgetown, 3-7-96 (QF) 92

Fewest: vs. Georgetown, 3-11-93 (OR) 40
Opp.: Georgetown, 3-4-99 (QF) 54

Most (Half): vs. Pittsburgh, 2nd H, 3-12-92 (OR) 50
Opp.: Georgetown, 2nd H, 3-7-96 (QF) 51

Fewest: vs. Georgetown, 1st H, 3-10-95 (QF) .. 15
Opp.: Georgetown, 2nd H, 3-4-99 (QF) 20

Field Goals
Most: vs. Pittsburgh, 3-12-92 (OR) 29
vs. Georgetown, 3-7-02 (QF) 29
Opp.: Georgetown, 3-7-96 (QF) 31

Fewest:
vs. Georgetown, 3-11-93 (OR) 17
vs. Seton Hall, 3-10-94 (OR) 17
Opp.: Georgetown, 3-4-99 (QF) 19

Most Attempts: vs. Georgetown, 3-7-02 (QF) . 77
Opp.: Pittsburgh, 3-12-92 (OR) 69
Georgetown, 3-7-02 (QF) 69

Fewest Attempts:
vs. Georgetown, 3-13-92 (QF) 43
Opp.: Georgetown, 3-13-92 (QF) 46

Highest Percentage:
vs. Pittsburgh, 3-12-92 (OR) ..... .604 (29-48)
Opp.: Georgetown, 3-7-96 (QF) ..... .544 (31-57)

Lowest Percentage:
vs. Georgetown, 3-11-93 (OR) ..... .288 (17-59)
Opp.: Georgetown, 3-4-99 (QF) ..... .302 (19-63)

3-Point Field Goals
Most: vs. Georgetown, 3-7-02 (QF) 11
Opp.: Rutgers, 3-6-96 (OR) 11

Fewest:
vs. Georgetown, 3-11-93 (OR) 2
vs. Georgetown, 3-7-96 (QF) 2
Opp.: Georgetown, 3-10-95 (QF) 0

Most Attempts: vs. Georgetown, 3-7-02 (QF) . 24
Opp.: Rutgers, 3-6-96 (OR) 29

Fewest Attempts:
vs. Georgetown, 3-13-92 (QF) 8
Opp.: Georgetown, 3-10-95 (QF) 6

Highest Percentage:
vs. Pittsburgh, 3-12-92 (OR) ..... .500 (5-10)
Opp.: Georgetown, 3-7-96 (QF) ..... .467 (7-15)

Lowest Percentage:
vs. Georgetown, 3-11-93 (OR) ..... .143 (2-14)
Opp.: Georgetown, 3-10-95 (QF) ..... .000 (0-6)

Free Throws
Most: vs. Georgetown, 3-13-92 (QF) 21
Opp.: Georgetown, 3-10-95 (QF) 25

Fewest: vs. Georgetown, 3-11-93 (OR) 4
Opp.: Rutgers, 3-6-96 (OR) 6

Most Attempts:
vs. Georgetown, 3-13-92 (QF) 33
Opp.: Georgetown, 3-7-96 (QF) 40

Fewest Attempts:
vs. Notre Dame, 3-9-00 (SF) 10
Opp.: Notre Dame, 3-9-00 (SF) 10

Highest Percentage:
vs. Pittsburgh, 3-8-02 (SF) ..... .833 (10-12)
Opp.: Georgetown, 3-11-99 (QF) ..... .769 (10-13)

Lowest Percentage:
vs. Georgetown, 3-11-93 (OR) ..... .286 (4-14)
Opp.: Georgetown, 3-7-96 (QF) ..... .575 (23-40)

Rebounds
Most Offensive:
vs. Georgetown, 3-11-93 (OR) 20
Opp.: Pittsburgh, 3-12-92 (OR) 25

Fewest Offensive:
vs. Georgetown, 3-4-98 (OR) 4
Opp.: Georgetown, 3-4-98 (OR) 8

Most Defensive:
vs. Georgetown, 3-7-02 (QF) 32
Opp.: Georgetown, 3-10-95 (QF) 33

Fewest Defensive:
vs. Georgetown, 3-7-96 (QF) 15
Opp.: Pittsburgh, 3-12-92 (OR) 15

Most Total:
vs. Georgetown, 3-7-02 (QF) 49
Opp.: Georgetown, 3-10-95 (QF) 45
Georgetown, 3-7-02 (QF) 45

Fewest Total:
vs. Georgetown, 3-13-92 (QF) 25
Opp.: Notre Dame, 3-9-00 (QF) 31

Largest Rebound Margin:
vs. Rutgers, 3-6-96 (OR) 7 (39-32)
vs. St. John's, 3-10-00 (SF) 7 (40-33)
Opp.: Georgetown, 3-7-96 (QF) 10 (44-34)

Assists
Most: vs. Rutgers, 3-6-96 (OR) 18
vs. Notre Dame, 3-9-00 (QF) 18
Opp.: Georgetown, 3-13-92 (QF) 22

Fewest: vs. Georgetown, 3-11-93 (OR) 9
Opp.: Georgetown, 3-4-98 (OR) 6

Turnovers
Most: vs. Seton Hall, 3-10-94 (OR) 24
Opp.: Georgetown, 3-10-95 (QF) 22

Fewest: vs. Georgetown, 3-7-02 (QF) 11
Opp.: St. John's, 3-10-00 (SF) 7

Blocked Shots
Most: vs. three opponents 7
Opp.: Georgetown, 3-4-99 (QF) 9

Fewest: vs. Georgetown, 3-7-96 (QF) 0
vs. Notre Dame, 3-9-00 (QF) 0
Opp.: Seton Hall, 3-10-94 (OR) 1
Rutgers, 3-6-96 (OR) 1
Notre Dame, 3-9-00 (QF) 1

Steals
Most: vs. Georgetown, 3-10-95 (QF) 9
Opp.: St John's, 3-5-99 (SF) 11

Fewest: vs. St. John's, 3-10-00 (SF) 3
Opp.: Rutgers, 3-6-96 (OR) 4

Personal Fouls
Most: vs. Georgetown, 3-7-96 (QF) 29
Opp.: Georgetown, 3-13-92 (QF) 25

Fewest: vs. Notre Dame, 3-9-00 (QF) 14
vs. St. John's, 3-10-00 (SF) 14
Opp.: Notre Dame, 3-9-00 (QF) 12

Margin of Victory
Largest: vs. Pittsburgh, 3-12-92 (OR) .. 12 (83-71)
Opp.: Georgetown, 3-7-96 (QF) 30 (92-62)

Smallest: vs. Georgetown, 3-7-02 (QF) .. 8 (84-76)
Opp.: St. John's, 3-10-00 (SF) 1 (58-57)

Halftime
Largest Lead:
vs. Rutgers, 3-6-96 (OR) 9 (41-32)

Largest Deficit:
vs. Seton Hall, 3-10-94 (OR) 19 (35-16)

OR - Opening Round
QF - Quarterfinals
SF - Semifinals



James Jones is UM's All-time BIG EAST leader in free throw percentage.


XL
MIAMI BASKETBALL
PRACTICE DOESN'T MAKE PERFEC
IT MAKES CHAMPIONS.
OFFICIAL MIAMI HURRICANES BASKETBALL PRODUCT AVAILABLE @ UM BOOKSTORE, HARRY'S ALLSPORTS, AND THE SPORTS


miami
13
GET BLOWN AWAY

Arkansas-Pine Bluff

December 18, 2002 - 7:30 p.m. - Miami Arena

Location	Pine Bluff, Arkansas
Enrollment	3,000
Conference	Southwestern Athletic
Nickname	Golden Lions
Colors	Black & Gold
Arena (Capacity)	K.L Johnson HPER Complex (4,500)
2001-02 Overall Record	2-26
2001-02 Conference Record/Finish	2-16/10th
2001-02 Post Season Play	None
All-time Record vs. UM	First Meeting
Last Meeting	First Meeting
Chancellor	Dr. Lawrence A. Davis, Jr.
Athletic Director	Craig Curry
Sports Information Director	Carl Whimper
Men's Basketball Contact	Tamara Williams
SID Office Phone	(870) 575-8684
William's Home Phone	(870) 536-4945
Address	1200 N. University Drive Administation Building, Room 205 Pine Bluff, AR 71611
Fax	(870) 575-7881/(870) 543-8013
Press Row	TBA
Web Site	www.uapb.edu
Head Coach	Van Holt (Ark. AM & N '70)
Record at Arkansas-Pine Bluff	First Season
Overall Record	First Season
Assistant	George Ivory (Missouri Valley State '88)

Alphabetical Roster

Name	Pos	Ht	Wt	Class	Previous School/Hometown
Krisean Adams	G	6-4	250	Fr.	B.T. Washington/Shreveport, LA
Melvin Bell	G	6-5	190	Jr.	Hinds CC/Jackson, MS
Jamaal Bibles	G	6-2	180	So.	William Taft/San Antonio, TX
Lamarquis Blake	G	5-10	160	So.	Melbourne/Melbourne, FL
Ben Culp	F	6-5	180	So.	Long Beach/Long Beach, CA
Lee Curry	G	6-1	190	Jr.	Cohoma CC/Gould, AR
Antwan Emsweller	F	6-8	235	Sr.	Lake View/Lake View, AR
Don Fleming	F	6-7	205	Sr.	New Mexico JC/Dallas, TX
Billy Hall	G	6-1	180	Jr.	Newport/Newport, AR
Brandon Jones	G	6-1	170	Jr.	Fordyce/Fordyce, AR
Michael Kendrick	G	5-10	160	Jr.	Memphis Catholic/Memphis, TN
James Leak	G	6-5	200	Fr.	Marcus/Flower Mound, TX
Cortney, Lee	F	6-10	250	So.	Lewisville/Lewisville, AR
Justin Lloyd	F	6-7	215	Sr.	Kirby/Memphis, TN
Kory McKee	F	6-6	200	Sr.	Hinds CC/Jackson, MS
Chris Parker	G	6-5	185	Jr.	Hinds CC/Terry, MS

2001-02 Results (2-26, 2-16 SWAC)

@ Colorado	L	81-98
@ Wyoming	L	74-94
@ Arkansas State	L	66-109
@ Arkansas-Little Rock	L	52-76
@ Gonzaga	L	42-92
@ Washington State	L	75-91
@ Iowa State	L	43-66
@ Drake	L	64-93
@ Mississippi Valley St.	L	68-80
@ Marquette	L	49-100
@ Mississippi	L	53-95
@ Alabama A&M	L	66-89
@ Alabama State	L	73-96
Southern	L	61-66
Alcorn State	L	65-73
@ Prairie View A&M	L	63-76
@ Texas Southern	L	60-74
Grambling State	L	72-84
Jackson State	W	81-79
Alabama A&M	L	73-92
Alabama State	W	70-68
@ Southern	L	86-90
@ Alcorn State	L	66-84
Prairie View A&M	L	83-89
Texas Southern	L	70-73
@ Grambling State	L	77-91
@ Jackson State	L	61-83
Mississippi Valley State	L	58-77

2002-03 Schedule

Nov. 23	@ Georgia Tech
Nov. 27	@ Illinois
Nov. 30	@ Pittsburgh
Dec. 4	@ Kansas State
Dec. 14	Arkansas-Little Rock
Dec. 16	@ Arkansas State
Dec. 18	@ Miami
Dec. 23	@ Memphis
Dec. 28	@ Mississippi
Dec. 31	@ Iowa State
Jan. 4	Mississippi Valley State
Jan. 11	Alabama State
Jan. 13	Alabama A&M
Jan. 18	@ Southern
Jan. 20	@ Alcorn State
Jan. 25	Texas Southern
Jan. 27	Prairie View A&M
Feb. 1	@ Grambling State
Feb. 3	@ Jackson State
Feb. 8	@ Alabama State
Feb. 10	@ Alabama A&M
Feb. 15	Southern
Feb. 17	Alcorn State
Feb. 22	@ Texas Southern
Feb. 24	@ Prairie View A&M
Mar. 1	Grambling State
Mar. 3	Jackson State
Mar. 8	@ Mississippi Valley State
Mar. 13-15	SWAC Tournament

Boston College

Febrary 15, 2003 - 4:00 p.m. - Chestnut Hill, MA
March 1, 2003 - 2:00 p.m. - Convocation Center

Location	Chestnut Hill, MA
Enrollment	14,500
Conference	BIG EAST
Nickname	Eagles
Colors	Maroon and Gold
Arena (Capacity)	Silvio O. Conte Forum (8,606)
2001-02 Overall Record	20-12
2001-02 Conference Record/Finish	8-8/Fourth in East
2001-02 Post-Season Play	0-1, NCAA First Round
All-time Record vs. UM	13-8
Last Meeting	February 10, 2002 - BC 76, UM 63
President	Rev. William P. Leahy, S.J.
Athletic Director	Gene DeFilippo
Men's Basketball Contact	Dick Kelley
SID Office Phone	(617) 552-3039
Kelley's Home Phone	(617) 244-7087
E-mail Address	kelleyri@bc.edu
Address	321 Conte Forum Chestnut Hill, MA 02467
Fax	(617) 552-4903
Press Row	(617) 552-8989
Web Site	www.bceagles.com
Head Coach	Al Skinner (Massachusetts, 1974)
Record at Boston College	79-73 (5 years)
Overall Record	217-199 (14 years)
Associate Head Coach	Bill Coen (Hamilton '83)
Assistants	Ed Cooley (Stonehill '94) Pat Duquette (Williams '93)

Numerical Roster

No	Name	Pos	Ht	Wt	Class	Previous School/Hometown
00	Uka Agbai	F	6-8	262	Sr.	Archbishop Molloy/Queens Village, NY
1	Craig Smith	F	6-7	265	Fr.	Fairfax/Los Angeles, CA
2	Troy Bell	G	6-1	183	Sr.	Acad. of Holy Angels/Minneapolis, MN
4	Jermaine Watson	G	6-3	198	So.	Tabor Academy/Dorchester, MA
5	Ryan Sidney	G	6-2	205	Jr.	Pioneer/Ann Arbor, MI
11	Louis Hinnant	G	6-4	190	Fr.	Gwynn Park/Oxon Hill, MD
12	Kirsten Zoellner	C	7-1	280	So.	IGS Hannover-Linden/ Hannover, Germany
13	Nate Doornekamp	C	7-0	263	So.	Ernestown/Odessa, Ontario
22	Adoyah Evans-Miller	G	6-4	200	Fr.	Brookline/Brookline, MA
31	Tavio Hobson	G	6-0	185	Fr.	Seattle Prep/Seattle, WA
33	Johnnie Jackson	F	6-6	198	Fr.	Fairley/Memphis, TN
34	Andrew Bryant	F	6-7	232	Jr.	Denison/Denison, TX
40	Adam DeMong	G	6-2	180	Sr.	Glenbard West/Glen Ellyn, IL

2001-02 Results (20-12, 8-8 BIG EAST)

Boston University	W	82-65
New Hampshire	W	80-77
Penn State	W	88-65
vs. St. Bonaventure	W	96-82
@ Michigan	W	83-74
Morris Brown	W	90-65
Massachusetts	W	80-78
Iowa State	W	86-81
#vs. Miami (OH)	L	67-73
#vs. Arkansas State	W	76-70
#vs. Holy Cross	W	67-57
@ Seton Hall	W	81-66
Pittsburgh	L	74-77
@ Villanova	W-OT	88-81
Georgetown	L	43-70
St. John's	L	57-64
Virginia Tech	W	77-68
Duke	L	78-88
@ Miami	W	70-65
@ Providence	L	61-64
@ Virginia Tech	L	73-76
Miami	W	76-63
Providence	W	89-79
@ Connecticut	L-OT	77-79
@ St. John's	L	62-71
Villanova	W	69-67
Connecticut	L	61-75
@ Syracuse	W	65-96
$vs. Rutgers	W	60-55
$vs. Pittsburgh	L	62-76
^vs. Texas	L	57-70

#- Rainbow Classic, Honolulu, Hawaii
$-BIG EAST Tournament
^-NCAA Tournament

2002-03 Schedule

Nov. 23	St. Joseph's
Nov. 26	Boston University
Dec. 1	@ Holy Cross
Dec. 4	St. Bonaventure
Dec. 7	@ Massachusetts
Dec. 10	@ Iowa St
Dec. 15	Stony Brook
Dec. 22	Harvard
Dec. 28	#vs. Kent State
Jan. 2	Providence
Jan. 5	Northeastern
Jan. 11	@ Syracuse
Jan. 16	@ N.C. State
Jan. 19	West Virginia
Jan. 22	@ Villanova
Jan. 25	Notre Dame
Jan. 29	@ Virginia Tech
Feb. 1	@ Connecticut
Feb. 5	St. John's
Feb. 8	@ Rutgers
Feb. 12	@ Providence
Feb. 15	Miami
Feb. 19	Virginia Tech
Feb. 26	@ St. John's
Mar. 1	@ Miami
Mar. 3	Villanova
Mar. 8	Connecticut
Mar. 12-15	BIG EAST Championship

- Roch and Roll Shootout (Cleveland,Ohio)

Central Florida

December 27, 2002 - 7:30 p.m. - Orlando, FL

Location	Orlando, FL
Enrollment	38,000
Conference	Atlantic Sun
Nickname	Golden Knights
Colors	Black and Gold
Arena (Capacity)	UCF Arena (5,100)
2001-02 Overall Record	17-12
2001-02 Conference Record/Finish	12-8/T-4th
All-time Record vs. UM	0-5
Last Meeting	December 9, 2000 - UM 83, UCF 72
President	Dr. John C. Hitt
Athletic Director	Steve Orsini
Men's Basketball Contact	Chris Showiak
SID Office Phone	(407) 823-2142
Home Phone	(407) 384-1790
E-mail Address	cshowiak@mail.ucf.edu
Address	4000 Central Florida Blvd. Orlando, FL 32816
Fax	(407) 823-5266
Press Row	TBA
Head Coach	Kirk Speraw (Iowa '80)
Record at Central Florida	125-137 (9 seasons)
Overall Record	207-158 (12 seasons)
Assistants	Craig Brown (Florida '95) Tom Schuberth (Mississippi State '80) Dwight Evans (Birmingham Southern '85)

Numerical Roster

No	Name	Pos	Ht	Wt	Class	Previous School/Hometown
1	Chris Dube	G	6-2	185	So.	Florida Air Academy/Orlando, FL
3	Al Miller	G	6-1	175	Sr.	Maine Central Institute/Washington, DC
4	Dexter Lyons	F	6-6	200	Jr.	Daytona Beach CC/College Park, GA
5	Marcus McGee	F	6-4	210	Fr.	Boyd Anderson/Ft. Lauderdale, FL
10	Ray Abellard	G	5-10	156	Sr.	Pensacola JC/Brooklyn, NY
13	Roberto Morentin	C	6-9	250	Jr.	San Jacinto JC/Valiodolid, Spain
20	Troy Lindbeck	G	6-2	175	Fr.	Collinsville/Collinsville, IL
21	Marius Boyd	G	6-4	195	Sr.	Northern Iowa/Milwaukee, WI
22	Robert Ross	F	6-7	195	Jr.	Prospect Heights/Brooklyn, NY
25	Ed Dotson	F/C	6-8	225	Sr.	Centenary/Detroit, MI
32	Ben Stout	C	7-1	180	Fr.	Dr. Phillips/Orlando, FL
33	Josh Bodden	C	6-9	235	Jr.	Dunedin/Dunedin, FL
35	William Bakanowsky	C	6-9	240	Fr.	Camden Catholic/Biddsboro, NJ

2001-02 Results (17-12, 12-8 A-Sun)

Puerto Rico Mayaguez	W	92-58
@ Hampton	L	72-73
@ East Carolina	W	82-72
Jacksonville	W	73-72
@ Florida Atlantic	L	66-78
Florida A&M	W	101-76
Chicago State	W	100-67
@ Jacksonville State	L	69-72
@ Samford	L	58-59
@ Marist	L	63-78
Stetson	W	75-69
Campbell	W-OT	99-86
Georgia State	L-OT	84-92
@ Troy State	L	74-85
@ Mercer	W	81-71
Belmont	W	76-59
Florida Atlantic	W	62-56
@ Belmont	W-OT	86-78
South Florida	L	79-84
Mercer	W	86-53
Troy State	L	58-64
@ Georgia State	W	83-73
@ Campbell	L	84-86
Samford	W	72-56
Jacksonville State	W	68-50
@ Stetson	W	78-65
@ Jacksonville	L-OT	80-82
#vs. Samford	W	84-74
#vs. Georgia State	L	64-82

#-Atlantic Sun Tournament

2002-03 Schedule

Nov. 22	@ Navy
Nov. 25	Niagara
Nov. 29-Dec. 1	New Orleans Knockout
Dec. 7	@ Florida A&M
Dec. 12	College of Charleston
Dec. 15	@ Tennessee-Martin
Dec. 18	@ Chicago State
Dec. 21	Gulf Coast
Dec. 27	Miami
Dec. 30	The Citadel
Jan. 4	Florida Atlantic
Jan. 6	@ Kansas State
Jan. 11	@ Troy State
Jan. 13	@ Mercer
Jan. 18	Stetson
Jan. 20	Jacksonville
Jan. 23	@ Jacksonville State
Jan. 25	@ Georgia State
Jan. 30	Belmont
Feb. 1	Samford
Feb. 4	@ Campbell
Feb. 8	Gardner Webb
Feb. 13	@ Jacksonville
Feb. 15	@ Stetson
Feb. 20	Troy State
Feb. 22	Mercer
Mar. 1	@ Florida Atlantic
Mar. 6-8	Atlantic Sun Tournament

Charlotte

December 15, 2002 - 4:00 p.m. - Charlotte, NC

Location	Charlotte, NC
Enrollment	18,308
Conference	Conference USA
Nickname	Charlotte 49ers
Colors	Green & White
Arena (Capacity)	Halton Arena (9,105)
2001-02 Overall Record	18-12
2001-02 Conference Record/Finish	11-5/ N/A
2001-02 Post-Season Play	0-1, NCAA First Round
All-time Record vs. UM	3-2
Last Meeting	December 22, 2001 - UM 64,UNCC 56
President	Dr. James H. Woodward
Athletic Director	Judy Rose
Sports Information Contact	Thomas E. Whitestone
SID Office Phone	(704) 687-6310
Whitestone's Home Phone	(704) 455-9636
E-mail Address	tewhites@email.uncc.edu
Address	9201 Univ. City Blvd. Student Activity Center Third Floor Charlotte, NC 28223
Fax	(704) 687-4918
Press Row	(704) 687-4999
Web Site	www.charlotte49ers.com
Head Coach	Bobby Lutz (Charlotte '80)
Record at UNCC	80-50 (4 years)
Overall Record	261-141 (13 years)
Assistants	Kevin Nickelberry (Virginia Wesleyan '86) Rob Moxley (Pfeiffer '94) Benny Moss (Charlotte '92)

Numerical Roster

No	Name	Pos	Ht	Wt	Class	Previous School/Hometown
0	Kevin "Butter" Johnson	F	6-8	210	Jr.	Milford (CT) Academy/Bronx, N.Y.
1	Curtis Nash	G/F	6-6	190	Sr.	Hill J.C./Fort Worth, TX
3	Curtis Withers	F	6-8	230	Fr.	West Charlotte/Charlotte, N.C.
5	Brendan Plavich	G	6-2	207	Jr.	Vanderbilt/Dalton, GA
10	Andrew Burge	G	5-10	160	Fr.	East Surry/Pilot Mountain, N.C.
11	Demon Brown	G	6-1	195	Jr.	Maine Central/Baltimore, MD
13	Eddie Basden	G/F	6-5	205	So.	Eleanor Roosevelt/Upper Marlboro, MD
15	Vincent Grier	G/F	6-6	195	Fr.	Bonner Academy/Charlotte, N.C.
20	Mitchell Baldwin	G	6-2	190	Fr.	Reynolds/Rural Hall, N.C.
21	Chris Sager	G	6-4	180	So.	Wisconsin-Green Bay/Waukesha, WI
22	Colon Largent	G	6-3	185	Sr.	Wofford/Hickory, N.C.
35	Calvin Clemmons	F	6-8	250	Jr.	South Carolina/Charlotte, N.C.
41	Chris Howard	G	6-3	185	Jr.	Ben L. Smith/Greensboro, N.C.
44	Tyler Best	F	6-8	210	Fr.	Central Catholic/Lafayette, IN
55	Tory Reed	F	6-8	240	Jr.	Maine Central/Cleveland, OH

2001-02 Results (18-12, 11-5 Conf. USA)

Davidson	W	65-51
Indiana	L	61-65
@ Long Beach State	W	100-81
Appalachian State	W	71-69
@ Temple	L	64-72
Valparaiso	L	63-70
Richmond	W	62-42
vs. Florida	L	52-73
UTEP	W	86-58
@ Miami	L	56-64
@ George Washington	W	97-87
Marquette	W	76-68
@ Cincinnati	L	58-71
@ East Carolina	W	84-75
Saint Louis	W	77-49
@ South Florida	W	81-78
Louisville	W	77-71
East Carolina	W	87-52
@ DePaul	W	97-83
@ Houston	W	83-68
Cincinnati	L	66-85
@ Saint Louis	L	54-73
Memphis	W	75-63
Depaul	W	81-57
@ Marquette	L	52-66
Tulane	W	96-54
@ Louisville	LOT	88-90
#vs. Tulane	W	78-69
#@ Cincinnati	L	55-71
%vs. Notre Dame	L	63-82

#-Conference USA Tournament
%-NCAA Tournament

2002-03 Schedule

Nov. 22	Long Beach State
Nov. 25	@ Appalachian State
Nov. 30	@ Richmond
Dec. 4	Temple
Dec. 7	@ Davidson
Dec. 15	Miami
Dec. 18	Southern Illinois
Dec. 27	Loyola-Chicago (Pepsi Classic)
Dec. 28	Colorado (Pepsi Classic)
Dec. 29	Louisiana-Lafayette (Pepsi Classic)
Jan. 4	@ Indiana
Jan. 8	Louisville
Jan. 11	East Carolina
Jan. 14	@ UAB
Jan. 18	Marquette
Jan. 25	@ Cincinnati
Jan. 29	Saint Louis
Feb. 2	@ South Florida
Feb. 4	@ Valparaiso
Feb. 8	@ Depaul
Feb. 12	Houston
Feb. 15	Cincinnati
Feb. 20	@ Marquette
Feb. 22	@ East Carolina
Feb. 26	Southern Miss.
Mar. 1	Depaul
Mar. 5	@ Saint Louis
Mar. 8	@ Louisville
Mar. 12-15	Conference USA Tournament

Connecticut

January 11, 2003 - 12:00 p.m. - Storrs, CT

January 20, 2003 - 7:00 p.m. - Convocation Center

Location	Storrs, CT
Enrollment	23,419
Conference	BIG EAST
Nickname	Huskies
Colors	National Flag Blue and White
Arena (Capacity)	Gampel Pavilion (10,027)/Hartford Civic Center (16,294)
2001-02 Overall Record	27-7
2001-02 Conference Record/Finish	13-3/First in East
2001-02 Post-Season Play	3-1, NCAA Regional Finals
All-time Record vs. UM	13-7
Last Meeting	February 2, 2002 - UM 68, UC 66,
President	Dr. Philip E. Austin
Athletic Director	Lew Perkins
Men's Basketball Contact	Kyle Muncy
SID Office Phone	(860) 486-3531
Muncy's Home Phone	(860) 267-7792
Address	2095 Hillside Road Gampel Pavilion Room 130 Storrs, CT 06269-3078
Fax	(860) 486-5085
Press Row	GP - (860) 486-1888/HCC - TBA
Web Site	UConnHuskies.com
Head Coach	Jim Calhoun (AIC '68)
Record at Connecticut	376-149 (16 years)
Overall Record	624-286 (30 years)
Assistants	Tom Moore (Boston University '87) George Blaney (Holy Cross '61), Clyde Vaughan (Pittsburgh 1984)

Numerical Roster

No	Name	Pos	Ht	Wt	Class	Previous School/Hometown
2	Ryan Swaller	F	6-5	208	Jr.	Foran/Milford, CT
4	Ben Gordon	G	6-2	195	So.	Mount Vernon/Mount Vernon, NY
5	Chad Wise	G	6-5	201	So.	Lonoke/Lonoke, AR
11	Hilton Armstrong	F/C	6-10	210	Fr.	Peekskill/Peekskill, NY
12	Taliek Brown	G	6-1	200	Jr.	St. John's Prep/Queens, NY
20	Justin Brown	C	7-0	252	Sr.	Australian Institute/Perth Australia
21	Scott Hazelton	F	6-8	210	So.	Central Catholic/Reading, MA
23	Marcus White	F	6-8	215	Fr.	Whitney Young/Chicago, IL
25	Mike Hayes	F	6-8	236	Sr.	Arkansas City JC/Hartford, CT
30	Shamon Tooles	G/F	6-5	225	Jr.	Coatesville/Coatesville, PA
31	Rashad Anderson	G/F	6-5	190	Fr.	Kathleen/Lakeland, FL
32	Tony Robertson	G	6-2	200	Sr.	St. Andrew's/Providence, RI
33	Denham Brown	F	6-5	205	Fr.	West Hill Collegiate/Toronto, Canada
35	Mike Woodward	G	6-5	228	Sr.	Rocky River/Rocky River, OH
50	Emeka Okafor	F/C	6-9	252	So.	Bellaire/Houston, TX

2001-02 Results (27-7, 13-3 BIG EAST)

Vanderbilt	W	84-71
New Hampshire	W	110-58
vs. George Washington	W	84-76
vs. Maryland	L	65-77
Northeastern	W	80-44
@ Massachusetts	W	69-59
Quinnipiac	W	95-79
St. Bonaventure	L	70-88
@ Virginia Tech	W	86-74
Miami	W	76-75
Oklahoma	L	67-69
Virginia Tech	W	95-60
@ Villanova	W	70-65
@ Providence College	W	69-62
North Carolina	W	86-54
St. John's	W	75-70
@ Arizona	WOT	100-98
@ Rutgers	L	53-61
@ Miami	L	66-68
Providence	W	67-56
@ St. John's	LOT	83-85
Villanova	W	46-40
Boston College	WOT	79-77
@ Georgetown	W	75-74
West Virginia	W	95-73
@ Boston College	W	75-61
Seton Hall	W	90-78
#vs. Villanova	W	72-70
#vs. Notre Dame	W	82-77
#vs. Pittsburgh	WOT	74-65
%vs. Hampton	W	78-67
%vs. North Carolina St.	W	77-74
%vs. Southern Illinois	W	71-59
%vs. Maryland	L	82-90

#-BIG EAST Tournament
%-NCAA Tournament

2002-03 Schedule

Nov. 23	Quinnipiac
Nov. 25	George Washington
Dec. 1	@ Vanderbilt
Dec. 3	Sacred Heart
Dec. 7	Wagner
Dec. 10	Massachusetts
Dec. 21	UNC-Asheville
Dec. 28	Central Connecticut
Jan. 2	St. Bonaventure
Jan. 7	@ Oklahoma
Jan. 11	Miami
Jan. 14	Virginia Tech
Jan. 18	@ North Carolina
Jan. 20	@ Miami
Jan. 25	Villanova
Jan. 27	@ St. John's
Feb. 1	Boston College
Feb. 5	@ Virginia Tech
Feb. 8	@ Providence
Feb. 10	Syracuse
Feb. 15	@ Villanova
Feb. 19	Rutgers
Feb. 22	St. John's
Feb. 24	@ Notre Dame
Mar. 2	@ Pittsburgh
Mar. 5	@ Providence
Mar. 8	@ Boston College
Mar. 12-15	BIG EAST Championship

Florida

December 21, 2002 - 7:00 p.m. - American Airlines Arena

Location	Gainesville, FL
Enrollment	45,937
Conference	Southeast
Nickname	Gators
Colors	Orange & Blue
Arena (Capacity)	Stephen C. O'Connel Center (12,000)
2001-02 Overall Record	22-9
2001-02 Conference Record/Finish	10-6/T-1st in East
2001-02 Post-Season Play	0-1, NCAA First Round
All-time Record vs. UM	42-21
Last Meeting	December 30, 1990 - UF 62, UM 60
President	Dr. Charles Young
Athletic Director	Jeremy Foley
Men's Basketball Contact	Fred Demarest
SID Office Phone	(352) 375-4683 ext. 6119
Address	P.O. Box 14485 Gainseville, FL 32604
Fax	(352) 375-4809
Press Row	TBA
Web Site	www.gatorzone.com
Head Coach	Billy Donovan (Providence '87)
Record at Florida	124-65 (5 seasons)
Overall Record	159-86 (7 seasons)
Associate Head Coach	Anthony Grant (Dayton '87)
Assistant Coaches	Donnie Jones (Pikeville '88) Tom Ostrom (Minnesota '97)

Numerical Roster

No	Name	Pos	Ht	Wt	Class	Previous School/Hometown
0	James White	G	6-6	172	So.	Hargrave Military Academy/Rockville, MD
1	Anthony Roberson	G	6-1	171	Fr.	Saginaw/Saginaw, MI
2	Mario Boggan	C	6-6	311	Fr.	Hargrave Military Academy/Durham, N.C.
3	Seth Haimovitch	G	6-1	170	So.	Coral Springs/Coral Springs, FL
4	Adrian Moss	F	6-9	219	Fr.	Fork Union Military Academy/Houston, TX
5	Chris Capko	G	6-1	173	Fr.	Lakeland Kathleen /Lakeland, FL
10	Brett Nelson	G	6-4	182	Sr.	St. Albans/St. Albans, WV
11	Christian Drejer	G	6-8	210	Fr.	SISU of Copenhagen/Hallerup, Denmark
12	Justin Hamilton	G	6-3	207	Sr.	Booker/Sarasota, FL
15	Matt Bonner	F	6-10	237	Sr.	Concord/Concord, N.H.
22	Rashid Al-Kaleem	G	6-3	180	Fr.	Charlestown/Dorchester, MA
23	LaDarius Halton	G	6-4	200	Sr.	New Smyrna/New Smyrna Beach, FL
24	David Lee	F	6-9	224	So.	Chaminade Prep/St. Louis, MO
42	Bonell Colas	F	6-9	205	Jr.	North Miami/Miami, FL
44	Matt Walsh	F	6-6	200	Fr.	Germantown Academy/Holland, PA

2001-02 Results (22-9, 10-6 SEC)

vs. Temple	W	72-64
vs. Arizona	L	71-75
Florida State	W	68-47
@ New Hampshire	W	108-56
Tulane	W	81-65
Michigan State	W	74-70
@ South Florida	W	92-73
vs. Charlotte	W	73-52
High Point	W	103-49
New Orleans	W	76-60
Stetson	W	94-66
Belmont	W	107-55
South Carolina	W	69-60
@ Tennessee	W-OT	104-100
@ Vanderbilt	W	95-85
LSU	W	102-70
Georgia	L	79-84
@ Arkansas	L-OT	92-94
Kentucky	L	68-70
Mississippi State	W	76-48
@ South Carolina	W	72-63
Vanderbilt	W	80-54
@ Georgia	W	85-70
@ Ole Miss	L	51-68
Auburn	W	89-61
@ Alabama	L	64-65
Tennessee	W	68-62
@ Kentucky	L	67-70
#vs. Auburn	W	81-63
#vs. Mississippi State	L	52-62
%vs. Creighton	L-OT	82-83

#-SEC Tournament
%-NCAA Tournament

2002-03 Schedule

Nov. 4	Midwest All-Stars
Nov. 11	EA Sports All-Stars
Nov. 19	Louisiana Tech
Nov. 21	Pending NIT
Nov. 24	Coastal Carolina
Nov. 27	vs. Pending NIT
Nov. 29	vs. Pending NIT
Dec. 3	@ West Virginia
Dec. 6	@ Florida State
Dec. 8	South Florida
Dec .14	@ Maryland
Dec. 21	@ Miami
Dec. 23	Charleston Southern
Dec. 28	Bethune-Cookman
Dec. 30	Florida A&M
Jan. 7	@ Mississippi State
Jan. 11	Georgia
Jan. 15	Tennessee
Jan. 18	@ South Carolina
Jan. 22	Vanderbilt
Jan. 28	@ LSU
Feb. 1	Arkansas
Feb. 4	@ Kentucky
Feb. 8	Alabama
Feb. 12	Ole Miss
Feb. 15	@ Tennessee
Feb .17	New Orleans
Feb. 22	@ Vanderbilt
Feb. 25	South Carolina
Mar. 1	@ Auburn
Mar. 4	@ Georgia
Mar. 8	Kentucky
Mar. 13-16	SEC Tournament

Florida Atlantic

December 3, 2002 - 7:00 p.m. - Boca Raton, FL

Location	Boca Raton, FL
Enrollment	25,000
Conference	Atlantic Sun
Nickname	Owls
Colors	Blue and Grey
Arena (Capacity)	FAU Gymnasium (5,000)
2001-02 Overall Record	19-12
2001-02 Conference Record/Finish	13-7/3rd
2001-02 Postseason Play	0-1, NCAA First Round
All-time Record vs. UM	0-15
Last Meeting	November 26, 2001 - UM 74, FAU 48
Interim President	Dr. Richard L. Osburn
Athletic Director	Richard Young
Asst. AD/Men's Basketball Contact	John McMahon
SID Office Phone	(561) 297-3063
McMahon's Home Phone	(561) 752-4240
E-Mail	owlsvoice@aol.com
Address	777 Glades Road Boca Raton, FL 33431
Fax	(561) 297-3499
Press Row	(561) 338-1682
Web Site	www.fausports.com
Head Coach	Sidney Green (UNLV '83)
Record at Florida Atlantic	28-64 (3 years)
Overall Record	77-124 (6 years)
Associate Head Coach	Ken Huber (Ohio State '96)
Assistants	Omar Cooper (St. Andrews '99) Tom Griesser (FAU)

Numerical Roster

No	Name	Pos	Ht	Wt	Class	Previous School/Hometown
00	Nick Neumann	C	7-0	245	Sr.	Binghampton Univ./Stuart, FL
1	Wesley Edwards	F	6-8	190	Jr.	Dixie College/Jacksonville, FL
2	Robert Williams	C	6-8	225	Jr.	HainesCity HS/Haines City, FL
3	Avery Headley	F	6-7	230	Sr.	Sierra JC/Brooklyn, NY
5	Earnest Crumbley	G	5-10	175	Jr.	Lakewood HS-SC/St. Petersburg, FL
13	Drew Skeeter	G	6-4	175	So.	Champlain College/Milwaukee, WI
15	Antoine Stevens	G	6-1	195	Sr.	Daytona Beach CC/Hollywood, FL
20	Jimmy Bishop	F	6-5	220	So.	East Carolina/Ft. Lauderdale, FL
23	Andre Garner	F	6-4	200	Sr.	Consumnes River/Decauter, AL
24	Amadou Fall	F	6-5	240	Fr.	Boys and Girls/Brooklyn, NY
25	Jeff Cowans	G	6-2	170	Jr.	Dr. Phillips/Orlando, FL
33	Jeff Hamilton	F	6-7	210	Jr.	Humble HS/Humble, TX
45	Chris Thomas	G	6-4	185	Jr.	Rollins/Orlando, FL

2001-02 Results (19-12, 13-7 A-Sun)

@ Hofstra	L	65-67
St. Mary's (MD)	W	107-73
@ Miami	L	48-74
Stetson	W	82-71
UCF	W	78-66
@ Liberty	W	91-80
VCU	L-OT	84-88
@ Samford	L-OT	66-68
@ Jacksonville State	W	74-71
Drake	W	79-71
Jacksonville	L	58-73
Georgia State	W	90-77
Campbell	W	77-60
@ Mercer	W	94-73
@ Troy State	L-OT	100-107
@ Birmingham Southern	L	59-65
Belmont	W	69-66
@ UCF	L	56-62
@ Belmont	W	80-78
Troy State	W	67-66
Mercer	W	72-71
@ Campbell	L	87-92
@ Georgia State	L	71-76
Jacksonville State	W	78-68
Samford	L	50-68
@ Jacksonville	W	76-72
@ Stetson	W	77-74
#vs. Jacksonville	W	59-50
#vs. Jacksonville State	W	55-47
#vs. Georgia State	W	76-75
%vs. Alabama	L	78-86

#-Atlantic Sun Tournament
%-NCAA Tournament

2002-03 Schedule

Nov. 22	@ Drake
Nov. 24	@ Iowa
Nov. 27	Nova Southeastern
Dec. 3	Miami
Dec. 5	@ VCU
Dec. 16	@ James Madison
Dec. 20	@ Liberty
Dec. 28	@ San Diego State
Dec. 30	@ UC-Irvine
Jan. 4	@ UCF
Jan. 9	@ Troy State
Jan. 11	@ Mercer
Jan. 18	Jacksonville
Jan. 20	Stetson
Jan. 23	@ Georgia State
Jan. 25	@ Jacksonville State
Jan. 30	Samford
Feb. 1	Belmont
Feb. 4	@ Gardner Webb
Feb. 7	Campbell
Feb. 13	@ Stetson
Feb. 15	@ Jacksonville
Feb. 20	Mercer
Feb. 22	Troy State
Mar. 1	UCF
Mar. 6-8	Atlantic Sun Tournament

Florida State

December 8, 2002 - 2:00 p.m. - Tallahassee, FL

Location	Tallahassee, FL
Enrollment	35,462
Conference	Atlantic Coast Conference
Nickname	Seminoles
Colors	Garnett & Gold
Arena (Capacity)	Tallahassee Leon County Civic Center (12,200)
2001-02 Overall Record	12-17
2001-02 Conference Record/Finish	4-12/T-7th
2001-02 Post-Season Play	None
All-time Record vs. UM	26-24
Last Meeting	February 17, 1990 - FSU 92, UM 73
President	Talbot "Sandy" D'Alemberte
Athletic Director	Dave Hart, Jr.
Men's Basketball Contact	Chuck Walsh
SID Office Phone	(850) 644-1077
Walsh's Home Phone	(850) 385-8466
Walsh's E-mail	cwalsh@mailer.fsu.edu
Address	Room 5406/University Center C Athletics Mailroom Tallahassee, FL 32306
Fax	(850) 644-3820
Press Row	(850) 224-4098
Head Coach	Leonard Hamilton (Tennessee-Martin '71)
Record at FSU	First Season
Overall Record	200-210 (14 seasons)
Associate Head Coach	Stan Jones (Memphis '84)
Assistants	Mike Jaskulski (St. Norbert '76) Tony Sheals (Bethune-Cookman '76)

Numerical Roster

No	Name	Pos	Ht	Wt	Class	Previous School/Hometown
1	Michael Joiner	F	6-7	215	Jr.	Seventy-First/Fayetteville, NC
2	Marcell Haywood	G	5-11	180	Sr.	Queen's College/Plantation, FL
4	Todd Galloway	G	5-10	175	Fr.	Notre Dame (VA) Acad./Baltimore, MD
5	Adrian McPherson	G	6-4	185	So.	Bradenton Southeast/Bradenton, FL
10	Nate Johnson	G	6-4	165	Jr.	Moberly (KS) CC/Kansas City, MO
15	Trevor Harvey	C	6-11	230	Sr.	Marshalltown (IA) CC/Inagua, Bahamas
20	Andrew Wilson	G/F	6-6	205	So.	Harrison/Kennesaw, GA
21	Benson Callier	G/F	6-5	165	Fr.	George/St. Petersburg, FL
22	Tim Pickett	G	6-4	205	Jr.	Indian River (FL) CC/Daytona Beach, FL
30	Nate Moran	F	6-6	180	Sr.	Stephen F. Austin/Houston, TX
33	Mike Mathews	F/C	6-10	230	Sr.	Fork Union Military Acad./Blountstown,FL
51	Adam Waleskowski	F	6-8	230	So.	Archbishop Alter/Kettering, OH
54	Anthony Richardson	F	6-7	190	So.	Leesville Road Junior Republic (PA)/Raleigh, NC

2001-02 Results (12-17, 4-12 ACC)

@ Florida	L	47-68
Savannah State	W	93-41
Elon	W	89-59
@ Northwestern	L	50-57
Birmingham Southern	W	78-62
Western Carolina	L	69-79
@ Wake Forest	L	72-93
Cleveland State	W	76-63
American	L	72-77
Virginia Tech	W	78-49
Campbell	W	93-47
@ South Florida	W	78-74
Duke	W	77-76
@ NC State	L	62-77
North Carolina	W	81-71
@ Virginia	L	74-91
Clemson	W	68-63
@ Maryland	L	74-91
@ Georgia Tech	L	46-77
Wake Forest	L	80-89
@ Duke	L	49-80
NC State	L	67-76
@ North Carolina	L	85-95
Virginia	W	66-59
@ Clemson	L	78-87
Maryland	L	63-96
Georgia Tech	L	78-86
#vs. Clemson	W	91-84
#vs. Maryland	L	59-85

#-ACC Tournament

2002-03 Schedule

Nov. 24	Savannah State
Nov. 27	Mercer
Dec. 2	Iowa
Dec. 6	Florida
Dec. 8	Miami
Dec. 15	Birmingham Southern
Dec. 18	Stetson
Dec. 22	North Carolina
Dec. 28	*vs. Boston University
Dec. 30	*vs. Arizona/Davidson
Jan. 4	@ Virginia Tech
Jan. 6	Texas A&M-CC
Jan. 11	@ Maryland
Jan. 14	@ Georgia Tech
Jan. 18	NC State
Jan. 21	Clemson
Jan. 26	@ Wake Forest
Jan. 29	@ Virginia
Feb. 2	Duke
Feb. 8	@ North Carolina
Feb. 12	Maryland
Feb. 15	Georgia Tech
Feb. 18	@ NC State
Feb. 22	@ Clemson
Feb. 26	Wake Forest
Mar. 1	Virginia
Mar. 6	@ Duke
Mar. 13-16	ACC Tournament

*-University of Arizona Tournament

Georgetown

February 22, 2003 - 12:00 p.m. - Convocation Center

Location	Washington. D.C.
Enrollment	12,427
Conference	BIG EAST
Nickname	Hoyas
Colors	Blue & Gray
Arena (Capacity)	MCI Center (20,600)
2001-02 Overall Record	19-11
2001-02 Conference Record/Finish	9-7/T3rd in West
2001-02 Post-Season Play	None
All-time Record vs. UM	16-12
Last Meeting	March 7, 2002 - UM 84, GU 76 (OT)
President	Dr. John J. DeGioia, Ph. D
Athletic Director	Joesph C. Lang
Men's Basketball Contact	Bill Shapland
SID Office Phone	(202) 687-2492
Shapland's Home Phone	(703) 521-5535
E-mail Address	shaplanw@georgetown.edu
Address	Sports Information Office McDonough Arena Washington, D.C. 20057
Fax	(202) 687-2491
Website	www.guhoyas.com
Press Row	(202) 628-3200
Head Coach	Craig Esherick (Georgetown '78)
Record at Georgetown	71-44 (4 years)
Overall Record	71-44 (4 years)
Assistants	Mike Riley (Georgetown '78) Ronny Thompson (Georgetown '92) Chip Simms (Georgetown '92)

Numerical Roster

No	Name	Pos	Ht	Wt	Class	Previous School/Hometown
1	Brandon Bowman	F	6-8	210	Fr.	Westchester/Santa Monica, CA
2	Courtland Freeman	F	6-9	222	Sr.	Socastee/Myrtle Beach, SC
3	Omari Faulkner	F	6-6	215	Jr.	Hamilton/Memphis, TN
5	Drew Hall	G	6-2	175	So.	Montrose Christian/Silver Spring, MD
10	RaMell Ross	G/F	6-5	185	Jr.	Lake Braddock/Fairfax, VA
11	Trenton Hillier	G	5-9	165	Sr.	Kenston/Chagrin Falls, OH
13	Victor Samnick	F	6-8	208	Sr.	Newport Prep/Cameroon, Africa
20	Darrel Owens	F/G	6-6	210	So.	Assumption/Napoleanville, LA
21	Ashanti Cook	G	6-3	175	Fr.	Westchester/Inglewood, CA
22	Tony Bethel	G	6-2	165	So.	Montrose Christian/Ft. Washington, MD
25	Ryan Beal	G	6-2	200	Fr.	Ransom Evergaides/Miami, FL
32	Gerald Riley	G	6-6	215	Jr.	Baldwin/Milledgeville, GA
34	Mike Sweetney	F	6-8	260	Jr.	Oxon Hill/Oxon Hill, MD
44	Amadou Kilkenny-Diaw	F	6-8	215	Fr.	St. Alban's/Washington, DC
50	Wesley Wilson	C	6-11	235	Sr.	Maine Central Institute/Vallejo, CA

2001-02 Results (19-11, 9-7 BIG EAST)

Marymount (MD)	W	108-47
*vs. Georgia	L	59-73
Coastal Carolina	W	76-51
#vs. Towson State	W	91-40
Grambling	W	103-69
Bethune-Cookman	W	91-61
@ South Carolina	W	70-68
Morgan State	W	91-65
Norfolk State	W	87-68
Howard	W	99-80
#vs. Virginia	L	55-61
@ UCLA	L	91-98
Miami	L	71-79
@ Rutgers	L-OT	87-89
@ Boston College	W	70-43
Seton Hall	W	84-58
Pittsburgh	L	67-68
@ Notre Dame	W	83-73
@ Pittsburgh	L	56-67
Syracuse	W	75-60
West Virginia	W	84-77
Notre Dame	L-4OT	111-116
@ Seton Hall	W	84-77
@ Villanova	L-OT	72-83
Connecticut	L	74-75
@ Syracuse	W	75-69
@ West Virginia	W	87-77
Rutgers	W	88-69
%vs. Providence	W	68-67
%vs. Miami	L-OT	76-84

*-Hall of Fame Classic
#-John Thompson Classic
%-BIG EAST Tournament

2002-03 Schedule

Nov. 22	Grambling
Nov. 25	James Madison
Nov. 30	Towson
Dec. 2	Coastal Carolina
Dec. 5	South Carolina
Dec. 16	Norfolk State
Dec. 20	Howard
Dec. 28	@ Virginia
Dec. 31	VMI
Jan. 8	@ Duke
Jan. 12	West Virginia
Jan. 14	@ Seton Hall
Jan. 18	St. John's
Jan. 20	Rutgers
Jan. 25	@ Pittsburgh
Jan. 29	Seton Hall
Feb. 1	@ Notre Dame
Feb. 3	@ Syracuse
Feb. 8	UCLA
Feb. 11	@ Rutgers
Feb. 15	@ Virginia Tech
Feb. 17	Pittsburgh
Feb. 22	@ Miami
Feb. 25	Providence
Mar. 1	Syracuse
Mar. 5	@ West Virginia
Mar. 8	Notre Dame
Mar. 12-15	BIG EAST Tournament

Lehigh

Decemeber 30, 2002 - 7:30 p.m. - Miami Arena

Location	Bethlehem, PA
Enrollment	4,700
Conference	Patriot
Nickname	Mountain Hawks
Colors	Brown and White
Arena (Capacity)	Stabler Arena (5,600)
2001-02 Overall Record	5-23
2001-02 Conference Record/Finish	2-12/8th
All-time Record vs. UM	1-4
Last Meeting	December 27, 2000 - UM 71, Lehigh 52
President	Dr. Gregory C. Farrington
Athletic Director	Joe Sterrett
Men's Basketball Contact	Mike Garland
SID Office Phone	(610) 758-3158
E-Mail Address	meg8@lehigh.edu
Address	641 Taylor Street Bethlehem, PA 18015
Fax	(610) 758-4407
Press Row	TBA
Web Site	www.lehigh.edu
Head Coach	Billy Taylor (Notre Dame '95)
Record at Lehigh	First Season
Overall Record	First Season
Assistants	Bob Simmons (Wilks '93) Brett Reed (Eckerd '95) Nathan Jameson (UNC-Greensboro '01)

Numerical Roster

No	Name	Pos	Ht	Wt	Class	Previous School/Hometown
1	Austen Rowland	G/F	6-1	180	Sr.	Delaware/Hyattsville, MD
3	Matt Crawford	C	6-10	245	Sr.	Vero Beach/Vero Beach, FL
5	Matt Logie	G/F	6-6	190	Sr.	Mercer Island/Mercer Island, WA
10	Zlatko Savovic	G	6-3	200	Sr.	Everett/Everett, WA
11	Nick Monserez	G/F	6-7	200	So.	Archbishop Moeller/Cincinnati, OH
13	Brad Szalachowski	G	6-1	180	So.	Parkland/Allentown, PA
20	Ra Tiah	G	5-11	180	Jr.	Tabor Academy/Providence, RI
21	Mitch Gilfillan	G	5-11	160	Fr.	Peoria Notre Dame/Morton, IL
22	Steve Callahan	G/F	6-4	198	Jr.	Hinsdale Central/Hinsdale, IL
23	Chris Stephenson	G/F	6-3	190	Fr.	DeMatha/Columbia, MD
32	Mike Cowgill	F	6-6	210	Sr.	Neosho JC/Lawrence, KS
34	Earl Nurse	F	6-7	225	So.	Tallahassee CC/Miami, FL
35	Kevin Tempest	G/F	6-4	190	Fr.	Mercer Island/Mercer Island, WA
40	Dayne Mickelson	F	6-9	245	So.	Woodinville/Woodinville, WA
42	Kevin Murawinski	F	6-7	230	So.	Middletown South/Lincroft, NJ
44	Mike Fischman	F/C	6-9	235	Fr.	Cooper City/Cooper City. FL

2001-02 Results (5-23, 2-12 Patriot)

@ St. Francis (NY)	L	91-100
Wagner	L	73-80
Harvard	L	62-64
@ Columbia	L	47-53
@ Dartmouth	L	67-72
@ Vermont	L	75-83
@ Penn State	L	48-61
New Hampshire	W	72-49
Swarthmore	W	75-40
@ Cornell	L	61-69
@ Portland	W	76-73
@ Oregon State	L	55-78
Pennsylvania	L	58-74
@ Army	L	62-69
Colgate	W	79-74
@ Navy	L-OT	85-92
Holy Cross	L	66-72
American	L	59-65
@ Bucknell	L	50-69
Lafayette	L	63-68
Army	L	72-77
@ Colgate	L	52-84
Navy	L	61-66
@ Holy Cross	L	40-79
@ American	L	67-70
@ Lafayette	L	93-98
Bucknell	W	75-64
#vs. American	L	69-82

#-Patriot League Tournament

2002-03 Schedule

Nov. 22	Dartmouth
Nov. 24	@ Illinois
Nov. 27	Swarthmore
Nov. 30	#@ Hofstra
Dec. 1	#vs. Quinnipiac/TX-Pan American
Dec. 4	Cornell
Dec. 7	@ Harvard
Dec. 9	Columbia
Dec. 23	@ Stony Brook
Dec. 30	@ Miami
Jan. 2	@ Wagner
Jan. 4	St. Francis (NY)
Jan. 8	Haverford
Jan. 11	@ Navy
Jan. 15	@ Bucknell
Jan. 18	American
Jan. 24	Lafayette
Jan. 26	Army
Jan. 31	@ Holy Cross
Feb. 2	@ Colgate
Feb. 8	Navy
Feb. 11	Bucknell
Feb. 15	@ American
Feb. 21	@ Army
Feb. 23	@ Lafayette
Feb. 28	Colgate
Mar. 2	Holy Cross
Mar. 8-14	Patriot League Tournament

#-Hofstra Tournament

New Hampshire

November 23, 2002 - 7:30 p.m. - Miami Arena

Location	Durham, NH
Enrollment	11,900
Conference	America East
Nickname	Wildcats
Colors	Blue & White
Arena (Capacity)	Lundholm Gymnasium (3,500)
2001-02 Overall Record	11-17
2001-02 Conference Record/Finish	8-8/4th
2001-02 Post-Season Play	none
All-time Record vs. UM	First meeting
Last Meeting	First Meeting
President	Dr. Ann Weaver Hart
Athletic Director	Marty Scarano
Men's Basketball Contact	Derek Leslie
SID Office Phone	(603) 862-0717
Leslie's Home Phone	(603) 433-7094
E-Mail	dsleslie@cisunix.unh.edu
Address	151 Field House 145 Main House Durham, NH 03824
Fax	(603) 862-3839
Press Row	(603) 862-3181
Web Site	www.unhwildcats.com
Head Coach	Phil Rowe (Plymouth State College '74)
Record at New Hampshire	201-212 (16 years)
Overall Record	201-212 (16 years)
Assistant Coaches	Cory McClure (Westbrook '96) Jim Woods (Boston College '98) Bill Cumplido (Salve Regina '96)

Numerical Roster

No	Name	Pos	Ht	Wt	Class	Previous School/Hometown
0	Ben Sturgill	F/C	6-7	210	So.	Hamilton/Hamilton, OH
1	Shejdie Childs	G	5-10	180	Fr.	Friends Central/Wynnewood, PA
3	Marcus Bullock	G	6-0	180	Jr.	Cherry Hill East/Cherry Hill, N.J.
10	Ronnie Dennis	G	6-3	194	Fr.	Abbeville/Abbeville, AL
12	Ioannis Karalis	G	6-4	200	Fr.	Arsakio Senior High/Athens, Greece
20	Roland Williams	G	5-11	170	So.	Rocky Bayou Christian/Eglin AFB, FL
31	Griffin Walker	G	6-4	210	Jr.	Coffeyville CC/Coffeyville, KS
34	Jeff Senulis	F	6-8	205	Sr.	St. Joseph's Collegiate/Grand Island, N.Y.
35	Brady Catlett	F	6-4	200	So.	Notre Dame Prep/Hedgesville, W.V.
43	David Sands	F	6-7	215	So.	Tabor Academy/Princeton, N.J.
45	Kyle Peterson	F/C	6-9	255	Jr.	New Holstein/Malone, WI
54	Shawn Collette	G	6-0	176	Sr.	Oakmont Reg./Westminster, MA

2001-02 Results (11-17, 8-8 America East)

@ Notre Dame	L	53-95
@ Boston College	L	77-80
Dartmouth	L	70-72
@ Connecticut	L	58-110
Florida	L	56-108
@ Buffalo	L	72-73
New England College	W	96-51
@ Lehigh	L	49-72
Harvard	L	65-70
Northeastern	L	72-84
Boston University	L	65-70
Colgate	W	69-55
Army	W	84-73
@ Hartford	W	80-78
@ Vermont	L	68-81
@ Stony Brook	W	75-68
Albany	W	71-60
Hartford	W	74-70
Maine	L	61-72
@ Albany	L	57-74
Binghamton	W	79-69
@ Northeastern	W	82-81
@ Boston University	L	56-63
@ Maine	W	87-69
Vermont	L	77-93
@ Binghamton	L	67-85
*vs. Maine	L	48-54

*- Indicates America East Tournament

2002-03 Schedule

Nov. 23	@ Miami
Nov. 25	@ Northwestern
Nov. 30	Liberty
Dec. 2	@ Mt. St. Mary's
Dec. 6	@ Colgate
Dec. 8	@ Cornell
Dec. 11	@ Wisconsin
Dec. 28	@ Furman Tournament
Jan. 2	Binghamton
Jan. 4	@ Hartford
Jan. 8	Maine
Jan. 11	@ Albany
Jan. 13	Brown
Jan. 15	@ Dartmouth
Jan. 18	@ Northeastern
Jan. 22	Boston University
Jan. 26	@ Binghamton
Jan. 29	Vermont
Feb. 2	Stony Brook
Feb. 5	@ Maine
Feb. 8	Northeastern
Feb. 12	Hartford
Feb. 16	Albany
Feb. 19	@ Vermont
Feb. 26	@ Boston University
Mar. 2	@ Stony Brook
Mar. 8-15	America East Tournament

North Carolina

January 4, 2003 - 7:00 p.m. - Convocation Center

Location	Chapel Hill, NC
Enrollment	25,480
Conference	Atlantic Coast
Nickname	Tar Heels
Colors	Carolina Blue & White
Arena (Capacity)	Dean E. Smith Center (21,750)
2001-02 Overall Record	8-20
2001-02 Conference Record/Finish	4-12/Tied 7th
2001-02 Post-Season Play	none
All-time Record vs. UM	6-0
Last Meeting	December 4, 2000 - UNC 67, UM 45
Chancellor	Dr. James Moeser
Athletic Director	Dick Baddour
Men's Basketball Contact	Steve Kirschner
SID Office Phone	(919) 962-7258
Kirschner's Home Phone	(919) 968-1531
E-mail	skirschner@uncaa.unc.edu
Address	P.O. Box 2126 Chapel Hill, NC 27514
Fax	(919) 962-0612
Press Row	(919) 962-8815/8816
Web Site	www.TarHeelBlue.com
Head Coach	Matt Doherty (North Carolina '84)
Record at North Carolina	34-27 (2 seasons)
Overall Record	56-43 (3 seasons)
Assistant Coaches	Doug Wojcki (Navy '87) Fred Quartlebaum (Fordham '89) Bob MacKinnon (King's College '82)

Numerical Roster

No	Name	Pos	Ht	Wt	Class	Previous School/Hometown
1	Melvin Scott	G	6-2	179	So.	Southern/Baltimore, MD
2	Raymond Felton	G	6-5	194	Fr.	Latta/Latta, S.C.
5	Jackie Manuel	G/F	6-5	189	So.	Cardinal Newman/W. Palm Beach, FL
14	Jonathan Holmes	G	6-5	189	Sr.	Bloomington South/Bloomington, IN
21	Jawad Williams	F	6-8	204	So.	St. Edward/Cleveland, OH
25	Damion Grant	C	6-11	262	Fr.	Brewster Academy/Portland, Jamaica
32	Rashad McCants	F/G	6-4	201	Fr.	New Hampton Prep/Asheville, N.C.
34	David Noel	G/F	6-6	216	Fr.	Southern Durham/Durham, N.C.
41	Byron Sanders	F	6-9	225	Fr.	Harrison Central/Gulfport, MS
42	Sean May	F/C	6-8	272	Fr.	Bloomington North/Bloomington, IN
44	Will Johnson	F	6-8	218	Sr.	Hickory/Hickory, N.C.

2001-02 Results (8-20, 4-12 ACC)

Hampton	L	69- 77
Davidson	L	54- 58
Indiana	L	66- 79
Georgia Tech	W	83- 77
@ Kentucky	L	59- 79
Binghamton	W	61- 60
vs. Charleston	L	60- 66
vs. Saint Joseph's	W	92- 76
NC A&T	W	104- 66
Texas A&M	W	96- 62
Wake Forest	L	62- 84
@ Maryland	L	79-112
Virginia	L	67- 71
@ Florida State	L	71- 81
@ Connecticut	L	54- 86
NC State	L	59- 77
@ Clemson	W	87- 69
Duke	L	58- 87
@ Georgia Tech	L	74- 86
@ Wake Forest	L	66- 90
Maryland	L	77- 92
@ Virginia	L	63- 73
Florida State	W	95- 85
Ohio	L	78- 86
@ NC State	L	76- 98
Clemson	W	96- 78
@ Duke	L	68- 93
#vs. Duke	L	48- 60

#-ACC Tournament

2002-03 Schedule

Nov. 18	#Penn St
Nov. 20	#vs. Columbia/Rutgers
Nov. 24	@ Old Dominion
Nov. 27	Presason NIT Semifinals
Nov. 29	Presason NIT Finals/Cons.
Dec. 3	%@ Illinois
Dec. 7	Kentucky
Dec. 19	Vermont
Dec. 22	@ Florida State
Dec. 27	*vs. Iona
Dec. 28	*vs. St. John's or Manhattan
Jan. 4	@ Miami
Jan. 8	Davidson
Jan. 11	@ Virginia
Jan. 14	Clemson
Jan. 18	Connecticut
Jan. 22	Maryland
Jan. 26	@ North Carolina State
Jan. 29	@ Georgia Tech
Feb. 2	Wake Forest
Feb. 5	@ Duke
Feb. 8	Florida State
Feb. 12	Virginia
Feb. 15	@ Clemson
Feb. 18	North Carolina A&T
Feb. 22	@ Maryland
Feb. 25	North Carolina State
Mar. 1	Georgia Tech
Mar. 5	@ Wake Forest
Mar. 9	Duke
Mar. 13-16	ACC Tournament

#-Preseason NIT
%-ACC/Big Ten Challenge
*-ECAC Holiday Festival

OPPONENTS

Providence

January 29, 2003 - 7:00 p.m. - Convocation Center
February 17, 2003 - 7:30 p.m. - Providence, RI

Location	Providence, RI
Enrollment	3,700
Conference	BIG EAST
Nickname	Friars
Colors	Black and White
Arena (Capacity)	Dunkin' Donuts Center (12,993)
2000-01 Overall Record	15-16
2000-01 Conference Record/Finish	6-10/6th in East
2000-01 Post-Season Play	None
All-time Record vs. UM	13-12
Last Meeting	February 26, 2002 - UM 81, PC 65
President	Reverend Phillip A. Smith, O.P.
Athletic Director	Robert Driscoll
Men's Basketball Contact	Arthur Parks
SID Office Phone	(401) 865-2759
Park's Home Phone	(401) 453-3922
Address	Sports Information Office 549 River Avenue Providence College Providence, RI 02918
Fax	(401) 865-2583
Press Row	(401) 751-9737
Web Site	www.friars.com
Head Coach	Tim Welsh (Potsdam State '84)
Record at Providence	63-59 (4 seasons)
Overall Record	133-81 (7 seasons)
Assistants	Steve DeMeo (SUNY-Buffalo '87) Phil Seymore (Canisus '89) Bob Walsh (Hamilton '94)

Numerical Roster

No	Name	Pos	Ht	Wt	Class	Previous School/Hometown
1	Donnie McGrath	G/F	6-4	185	Fr.	John F. Kennedy Catholic/Katonah, N.Y.
3	Ryan Gomes	F/C	6-7	238	So.	Wilby/Waterbury, CT
4	Romuald Augustin	F	6-7	215	Jr.	Youngstown Rayen/Montreal, Quebec
5	Chris Burns	G	6-0	160	Fr.	Merrimack/Merrimack, N.H.
11	Abdul Mills	G	6-3	190	Sr.	Milford (Conn.) Academy/Brooklyn, N.Y.
13	Sheiku Kabba	G	6-2	190	Jr.	Bronx Regional/Bronx, N.Y.
15	Kareem Hayletts	G	6-0	175	Sr.	Bergenfield/Bergenfield, N.J.
20	Christopher Anrin	F	6-7	220	Jr.	Alvik/Varmdo,Sweden
21	Marcus Douthit	C	6-10	235	Jr.	Notre Dame Prep/Syracuse, N.Y.
22	Maris Laksa	F	6-9	222	Jr.	Latvian Junior National/Ventspils, Latvia
25	Tuukka Kotti	F	6-9	215	So.	Salon Sarga Salo/Forssa, Finland
33	Rob Sanders	F	6-7	213	So.	St. Thomas More/New London, CT
34	Leland Anderson	F	6-8	245	Sr.	Michigan/Attleboro, MA
35	Stephen Traugott	F	6-5	208	Sr.	Iona Prep/New Rochelle, N.Y.
44	Herbert Hill	F	6-9	205	Fr.	Kinston/Kinston, N.C.

2001-02 Results
(15-16, 6-10 BIG EAST)

Siena	W	79-54
vs. Oklahoma State	L	65-83
vs. Austin Peay	W	93-84
vs. Texas El Paso	W	69-60
Columbia	W	68-54
Brown	L	60-67
@ Rhode Island	W	71-59
@ South Carolina	L	48-67
George Washington	L	77-83
Sacred Heart	W	85-76
Boston University	W	68-62
Morgan State	W	91-47
Central Connecticut State	W	94-63
@ Villanova	L	57-76
Syracuse	L	66-73
@ Texas	L	48-68
St. John's	W	78-57
Connecticut	L	62-69
@ Miami	L-OT	96-102
Rutgers	W	70-55
@ St. John's	W-OT	75-70
@ West Virginia	L	81-89
Boston College	W	64-61
@ Connecticut	L	56-67
Virginia Tech	W	77-69
@ Boston College	L	79-89
Villanova	W	72-64
@ Virginia Tech	L	64-69
Miami	L	65-81
@ Notre Dame	L	68-76
#vs. Georgetown	L	67-68

#-BIG EAST Tournament

2002-03 Schedule

Nov. 23	Brown
Nov. 26	@ South Florida
Nov. 30	Ohio
Dec. 4	Vermont
Dec. 7	Rhode Island
Dec. 19	Richmond
Dec. 21	@ Alabama
Dec. 28	Northeastern
Dec. 30	Pennsylvania
Jan. 2	@ Boston College
Jan. 4	@ Siena
Jan. 8	St Johns
Jan. 11	@ Villanova
Jan. 15	Louisiana-Lafayette
Jan. 18	@ Virginia Tech
Jan. 21	Notre Dame
Jan. 29	@ Miami
Feb. 1	Virginia Tech
Feb. 4	@ Pittsburgh
Feb. 8	Connecticut
Feb. 12	Boston College
Feb. 15	@ St Johns
Feb. 17	Miami
Feb. 22	Villanova
Feb. 25	@ Georgetown
Mar. 5	@ Connecticut
Mar. 8	Seton Hall
Mar. 12-15	BIG EAST Championship

Savannah State

November 30, 2002 - 7:30 p.m. - Miami Arena

Location	Savannah, GA
Enrollment	2,800
Conference	Independent
Nickname	Tigers
Colors	Orange and Reflex Blue
Home Arena	Tiger Arena (5,600)
2001-02 Overall Record	2-26
2001-02 Post Season Play	None
All-Time Record vs. UM	0-1
Last Meeting	March 2, 1989 - UM 107, Savannah State 98
President	Dr. Carlton E. Brown
Athletic Director	Henry "Hank" Ford
Sports Information Director	Lee Grant Pearson
SID Office Phone	(912) 356-2446
Pearson's Home Phone	(912) 232-5972
E-mail Address	pearsonl@savstate.edu
Mailing Address	Tiger Arena 3219 College Street Savannah, GA 31404
FAX	(912) 356-3073
Web Site	www.savstate.edu
Head Coach	Edward Daniels, Jr. (Marquette '74)
Record at Savannah State	First Season
Overall Record	First Season
Assistant	Chris Willis Ken Mitchell Thurnell Griffin

2001-02 Results
(2-26)

@ SMU	L	54-74
@ Florida State	L	41-93
@ Iowa State	L	39-54
@ Pittsburgh	L	35-87
@ Armstrong Atlantic St.	L	52-68
Georgia Southern	L	63-86
@ Jacksonville	L	49-91
Armstrong Atlantic St.	L	51-53
@ Weber State	L	56-87
@ Fresno State	L	52-91
Jacksonville	L	55-58
@ Nebraska	L	47-66
Lipscomb	W	71-60
Bethune-Cookman	L	52-65
Morris Brown	W-OT	54-48
Alabama A&M	L	57-68
@ Lipscomb	L	68-76
Jacksonville State	L	63-83
Gardner Webb	L	67-75
@ Morris Brown	L	57-65
@ Alabama A&M	L	53-95
Texas A&M-CC	L	62-77
@ Gardner Webb	L	50-79
@ Birmingham Southern	L	47-82
@ Texas A&M-CC	L	66-96

2002-03 Schedule

Nov. 24	@ Florida State
Nov. 27	Jacksonville
Nov. 30	@ Miami
Dec. 3	Georgia Southern
Dec. 9	@ Alabama A&M
Dec. 15	@ Iowa State
Dec. 20	@ Tulane
Dec. 30	@ Georgia Southern
Jan. 2	Mercer
Jan. 4	Texas A&M-Corpis Christi
Jan. 6	@ Air Force
Jan. 8	@ Wyoming
Jan. 11	Lipscomb
Jan. 13	@ Jacksonville
Jan. 15	Bethune-Cookman
Jan. 18	@ Morris Brown
Jan. 22	@ Bethune-Cookman
Jan. 25	Birmingham Southern
Jan. 28	Jacksonville State
Feb. 1	@ Lipscomb
Feb. 3	@ Jacksonville State
Feb. 8	@ Texas A&M-Corpis Christi
Feb. 10	@ Texas-Pan American
Feb. 17	@ Mercer
Feb. 19	Texas Pan American
Feb. 24	Morris Brown
Feb. 27	@ Birmingham Southern

St. John's

February 2, 2003 - 2:00 p.m. - New York, NY
March 8, 2003 - 9:00 p.m. - Convocation Center

Location	Jamaica, NY
Enrollment	18,600
Conference	BIG EAST
Nickname	Red Storm
Colors	Red & White
Arena (Capacity)	Alumni Hall (6,008)/Madison Square Garden (19,876)
2001-02 Overall Record	20-12
2001-02 Conference Record/Finish	9-7/3rd in East
2001-02 Post-Season Play	0-1, NCAA First Round
All-time Record vs. UM	14-11
Last Meeting	February 13, 2002 - UM 79, St. John's 56,
President	Fr. Donald Harrington, C.M.
Athletic Director	David Wegrzyn
Sports Information Director	Dominic Scianna
Men's Basketball Contact	Mike "Mex" Carey
SID Office Phone	(718) 990-6367
Scianna's Home Phone	(718) 224-1174
Address	8000 Utopia Parkway Jamaica, NY 11439
Fax	(718) 969-8468
Press Row	AH: (718) 990-5713/MSG: (212) 465-6065
Web Site	www.redstormsports.com
Head Coach	Mike Jarvis (Northeastern '68)
Record at St. John's	87-44 (4 seasons)
Overall Record	340-185 (17 seasons)
Assistants	Kevin Clark (Clark '81) Mike Jarvis II (Boston University '92) Dermon Player (St. John's '01)

Numerical Roster

No	Name	Pos	Ht	Wt	Class	Previous School/Hometown
00	Tim Doyle	G/F	6-4	216	Fr.	St. Dominic's/Merrick, N.Y.
1	Marcus Hatten	G	6-1	165	Sr.	Tallahasse C.C./Baltimore, MD
2	Tristan Smith	G	6-0	175	So.	Amityville/Amityville, N.Y.
4	Abe Keita	C	6-9	222	Sr.	Winchendon Academy/Tolland, CT
5	Eric King	F	6-6	222	So.	Lincoln/Milford Academy/Brooklyn, N.Y.
01	Jon Scheiman	G	6-1	178	Sr.	LaGuardia/New York, N.Y.
12	Elijah Ingram	G	5-11	166	Fr.	St. Anthony's/Orange, N.J.
14	Andre Stanley	G	6-3	204	Sr.	John Jay/Globe Institute/Brooklyn, N.Y.
22	Anthony Glover	F	6-5	231	Grad.	Rice/Bronx, N.Y.
23	Willie Shaw	G	6-5	190	Jr.	John F. Kennedy/Bronx, N.Y.
25	Kyle Cuffe	F	6-8	210	Jr.	Rice/Bronx, N.Y.
33	Grady Reynolds	F	6-7	215	Jr.	Southern Union State /Abbeville, AL
44	Mohamed Diakite	C	6-11	210	Jr.	Montrose Christian/Rockville, MD
52	Curtis Johnson	C	7-3	320	Jr.	Ryan Academy/Norfolk, VA

2001-02 Results
(20-12, 9-7 BIG EAST)

Stony Brook	W	72-55
vs. Gonzaga	L	58-65
vs. Oregon State	W	66-63
vs. Tennessee	W	69-55
Fordham	W	76-67
@ Manhattan	L	68-85
@ Niagara	W	60-52
Hofstra	W	89-75
SFNY	W	89-82
Wake Forest	W	72-60
Quinnipiac	W	97-60
@ Pittsburgh	L	54-77
West Virginia	W	72-53
Miami	W	71-60
@ Providence College	L	57-78
@ Boston College	W	64-57
Villanova	W	65-63
@ Connecticut	L	70-75
Providence College	LOT	70-75
@ Seton Hall	LOT	61-63
@ Virginia Tech	W	72-63
FFD	W	95-56
Connecticut	WOT	85-83
@ Miami	L	56-79
Virginia Tech	W	73-63
Boston College	W	71-62
@ Duke	L	55-97
Notre Dame	W	84-81
@ Villanova	L	62-77
vs. Seton Hall	W	64-58
vs. Notre Dame	L	63-83
vs. Wisconsin	L	70-80

2002-03 Schedule

Nov. 26	Stony Brook
Nov. 30	@ Fairfield
Dec. 7	@ Fordham
Dec. 11	St. Francis (N.Y.)
Dec. 14	Hofstra
Dec.r 21	@ Wake Forest
Dec. 27	#vs. Manhattan
Dec. 28	#vs. Iona/North Carolina
Jan. 2	Niagra
Jan. 4	Seton Hall
Jan. 8	@ Providence
Jan. 11	@ UCLA
Jan. 15	Villanova
Jan. 18	@ Georgetown
Jan. 25	@ Virginia Tech
Jan. 27	Connecticut
Feb. 2	Miami
Feb. 5	@ Boston College
Feb. 8	Virginia Tech
Feb. 11	@ Villanova
Feb. 15	Providence
Feb. 18	@ Syracuse
Feb. 22	@ Connecticut
Feb. 26	Boston College
Mar. 2	Duke
Mar. 6	Rutgers
Mar. 8	@ Miami
March 12-15	BIG EAST Tournament

ECAC Holiday Festival

Seton Hall

January 18, 2003 - 12:00 p.m. - East Rutherford, NJ

Location	South Orange, NJ
Enrollment	9,604
Conference	BIG EAST
Nickname	Pirates
Colors	Blue & White
Arena (Capacity)	Continental Airlines Arena (20,029)
2001-02 Overall Record	12-18
2001-02 Conference Record/Finish	5-11/6th West Division
2001-02 Post-Season Play	none
All-time Record vs. UM	12-8
President	Msgr. Robert Sheeran
Athletic Director	Jeff Fogelson
Men's Basketball Contact	Marie Wozniak
SID Office Phone	(973) 761-9463
Wozniak's Home Phone	(973) 301-9112
E-Mail	wozniama@shu.edu
Address	400 S. Orange Avenue South Orange, NJ 07079
Fax	(973) 761-9061
Press Row	(201) 842-5720
Website:	www.shupirates.com
Head Coach	Louis Orr (Syracuse '80)
Record at Seton Hall	12-18 (1 season)
Overall Record	32-29 (2 seasons)
Assistant Coaches	Brian Nash (Keene State '92) Billy Garrett (Illinois State '88) John Dunne (Ithaca '92)

Numerical Roster

No	Name	Pos	Ht	Wt	Class	Previous School/Hometown
1	Kelly Whitney	F	6-8	228	Fr.	Marshall/Chicago, IL
2	Desmond Herod	G	6-4	169	Sr.	Adelphi AcademyBrooklyn, NY
4	J.R. Morris	F	6-5	190	Fr.	Washington/Milwaukee, WI
10	Donald Copeland	G	5-10	150	Fr.	St. Anthony/Jersey City, NJ
12	Andre Barrett	G	5-10	172	Jr.	Rice/Bronx, NY
13	Marcus Toney-El	F	6-6	206	Jr.	Seton Hall Prep/East Orange, NJ
14	Raheem Carter	G	6-3	205	Sr.	Long Branch/Long Branch, NJ
15	Jerel Cokley	G	6-2	180	Jr.	Xavier/Queens Village, NY
20	Jamar Wise	G	6-0	170	Sr.	Roselle Catholic/Roselle, NJ
22	Alexander Gambino	C	7-1	245	Fr.	Long Is. Lutheran/Huntington Station, NY
23	Damion Fray	F	6-8	236	Jr.	Walt Whitman/Huntington, NY
31	Eric Davis	F	6-9	225	Fr.	Camden (NJ)/Philadelphia, PA
32	John Allen	F	6-5	205	So.	Coatesville/Coatesville, PA
33	Andre Sweet	F	6-6	210	So.	Rice/New York, NY
50	Greg Morton	F	6-7	210	Sr.	St. Raymond's/Bronx, NY

2001-02 Results
(12-18, 5-11 BIG EAST)

@ San Francisco	W	87-79
#vs. Duke	L	79-80
#vs. Chaminade	W	74-62
#vs Kansas	L	62-80
Monmouth	W	72-51
@ Rider	W	78-66
St. Peter's	W	78-63
Fairleigh Dickinson	W	95-73
La Salle	L	68-71
@ Michigan State	L	64-68
$vs. Iona	L	70-73
$vs. Fordham	W	66-57
Boston College	L	66-81
@ Virginia Tech	W	80-72
@ Syracuse	L	70-85
Rutgers	W	67-54
@ Georgetown	L	58-84
West Virginia	W	81-67
@ Notre Dame	L	51-60
St. John's	WOT	63-61
Notre Dame	L	61-63
@ Pittsburgh	L	65-70
@ West Virginia	W	85-79
Georgetown	L	77-84
Illinois	L	65-75
Syracuse	L	71-73
@ Rutgers	L	60-66
Pittsburgh	LOT	66-73
@ Connecticut	L	78-90
^ vs. St. John's	L	58-64

#-EA Sports Maui Invitational
$ = MSG Holiday Festival
^-BIG EAST Tournament

2002-03 Schedule

Nov 23	San Francisco
Nov 30	@ Texas
Dec 2	St. Francis, NY
Dec 5	St. Peter's
Dec 12	Monmouth
Dec 14	Louisville
Dec 21	@ Ohio State
Dec 28	@ De Paul
Dec 31	Stony Brook
Jan 2	Rider
Jan 4	@ St. John's
Jan 8	Syracuse
Jan 12	@ Notre Dame
Jan 14	Georgetown
Jan 18	Miami
Jan 22	@ Syracuse
Jan 27	Manhattan
Jan 29	@ Georgetown
Feb 2	Rutgers
Feb 5	Notre Dame
Feb 15	Pittsburgh
Feb 17	Villanova
Feb 22	@ West Virginia
Feb 25	@ Rutgers
Mar 1	West Virginia
Mar 5	@ Pittsburgh
Mar 8	@ Providence
Mar 12-15	.BIG EAST Championships

Syracuse

January 26, 2002 - 1:00 p.m. - Convocation Center

Location	Syracuse, NY
Enrollment	10,000
Conference	BIG EAST
Nickname	Orangemen
Colors	Orange
Arena (Capacity)	Carrier Dome (33,000)
2001-02 Overall Record	23-13
2001-02 Conference Record/Finish	9-7/Tied for 3rd in West Division
2001-02 Post-Season Play	3-2, NIT Fourth Place
All-time Record vs. UM	12-5
Last Meeting	February 13, 2001 - UM 68, Syracuse 57
Chancellor	Kenneth Shaw
Athletic Director	John "Jake" Crouthamel
Men's Basketball Contact	Pete Moore
Moore's Home Phone	(315) 449-0745
Moore's Email	pimoore@syr.edu
SID Office Phone	(315) 443-2608
Address	Manley Field House Syracuse, N.Y. 13244
Fax	(315) 443-4076
Press Row	(315) 443-4241
Web Site	suathletics.com
Head Coach	Jim Boeheim (Syracuse '66)
Record at Syracuse	623-221 (26 years)
Overall Record	623-221 (26 years)
Assistants	Bernie Fine (Syracuse '67) Mike Hopkins (Syracuse '93) Troy Weaver (Bowie State '00)

Numerical Roster

No	Name	Pos	Ht	Wt	Class	Previous School/Hometown
1	Hakim Warrick	F	6-8	205	So.	Friends Central/Wynnewood, PA
2	Tyrone Albright	G	5-11	165	Jr.	Corcoran/Syracuse, NY
3	Gerry McNamara	G	6-2	172	Fr.	Bishop Hannan/Scranton, PA
5	Josh Pace	G-F	6-6	190	So.	Griffin/Griffin, GA
10	Andrew Kouwe	G	6-0	170	Jr.	Tampa Prep/Tampa, FL
11	Ronneil Herron	G	5-11	158	Jr.	Vanden/Warner Robbins, GA
13	Kueth Duany	G/F	6-6	185	Sr.	Bloomington North/Bloomington, IN
14	Billy Edelin	G	6-4	195	Fr.	Oak Hill Academy/Sliver Spring, MD
15	Carmelo Anthony	F	6-8	220	Fr.	Oak Hill Academy/Baltimore, MD
24	Matt Gorman	F	6-9	235	Fr.	Watertown/Watertown, NY
34	Jeremy McNeil	F	6-8	257	Jr.	Sam Houston/San Antonio, TX
51	Craig Forth	C	7-0	265	So.	Columbia/East Greenbush, NY

2001-02 Results
(23-13, 9-7 BIG EAST)

!Manhattan	W	78-58
!Depaul	W	74-60
Binghamton	W	103-56
vs. Michigan State	W	69-58
vs. Wake Forest	W	74-67
Colgate	W	70-51
Cornell	W	76-58
@ Albany	W	91-65
Hofstra	W	91-65
North Carolina State	L	68-82
%Georgia Tech	L	80-96
South Florida	W	80-68
Buffalo	W	83-62
Rutgers	W	87-66
@ Providence	W	73-66
Seton Hall	W	85-70
@ West Virginia	W	75-69
Notre Dame	W	56-51
@ Tennessee	L	62-66
@ Pittsburgh	L	57-72
Virginia Tech	W	81-69
@ Georgetown	L	60-75
@ Rutgers	L	74-82
West Virginia	W	76-64
Pittsburgh	L	63-75
@ Notre Dame	W	68-65
@ Seton Hall	W	73-71
Georgetown	L	69-75
@ Villanova	L	61-67
Boston College	L	65-69
#vs. Villanova	L	64-78
$St. Bonaventure	W	76-66
$Butler	WOT	66-65
$@ Richmond	W	62-46
$vs. South Carolina	L	59-66
$vs. Temple	L	54-65

!-Preseason NIT
@-Peach Bowl Classic
#-BIG EAST Tournament
$-NIT

2002-03 Schedule

Nov. 14	#vs. Memphis
Nov. 24	Valparaiso
Dec. 3	Colgate
Dec. 6	Cornell
Dec.10	UNC-Greensboro
Dec. 14	Binghamton
Dec. 21	Georgia Tech
Dec. 28	Albany
Dec. 30	Canisius
Jan. 8	@ Seton Hall
Jan. 11	Boston College
Jan. 13	Missouri
Jan. 18	@ Pittsburgh
Jan. 22	Seton Hall
Jan. 26	@ Miami
Jan. 29	@ Rutgers
Feb. 1	Pittsburgh
Feb. 3	Georgetown
Feb. 8	@ West Virginia
Feb. 10	@ Connecticut
Feb. 15	Notre Dame
Feb. 18	St. John's
Feb. 23	@ Michigan State
Feb. 26	West Virginia
Mar. 1	@ Georgetown
Mar. 4	@ Notre Dame
Mar. 9	Rutgers
Mar. 12-16	BIG EAST Tournament

#-Coaches vs. Cancer Classic

Texas A&M

November 26, 2002 - 7:30 p.m. - Miami Arena

Location	College Station, TX
Enrollment	44,081
Conference	Big 12
Nickname	Aggies
Colors	Maroon & White
Arena (Capacity)	Reed Arena (12,500)
2001-02 Overall Record	9-22
2001-02 Conference Record/Finish	3-13/12th
2001-02 Post-Season Play	None
All-time Record vs. UM	0-2
Last Meeting	December 8, 2001 - UM 64 , Texas A&M 55
President	Dr. Robert Gates
Athletic Director	Wally Groff
Asst. AD/Men's Basketball Contact	Colin Killian
Killian's Home Phone	(979) 693-1163
E-mail Address	ckillian@athletics.tamu.edu
SID Office Phone	(979) 845-3289
Address	P.O Box 30017 College Station, TX 77842
Fax	(979) 845-0564
Press Row	TBA
Website	www.AggieAthletics.com
Head Coach	Melvin Watkins (UNC-Charlotte '77)
Record at Texas A&M	39-77 (4 seasons)
Overall Record	81-97 (6 seasons)
Assistants	Tom Billeter (Illinois '83) Lew Hill (Wichita State '88) Bobby Kummer (UNCC '96)

Numerical Roster

No	Name	Pos	Ht	Wt	Class	Previous School/Hometown
2	Keith Bean	F	6-8	255	Sr.	N.C. State/Fontana, CA
3	Jesse King	F/G	6-7	225	Jr.	Winchendon School/Detroit, MI
5	Nick Anderson	F	6-6	230	Jr.	Southern Lab/Baton Rouge, LA
10	Leandro Garcia-Morales	G	6-1	180	Jr.	Miami-Dade CC/Montevideo, Uruguay
11	Luis Clemente	F	6-8	225	Fr.	Maine Central Institute/Puerto Rico
12	Dylan Leal	G	6-4	195	So.	Stratford/Houston, TX
14	Tomas Ress	F	7-0	230	Jr.	Champagnat/Solorno, Italy
20	Brian Brookhart	F	6-10	230	Sr.	TCU/Crowley, TX
21	Antoine Wright	F/G	6-7	195	Fr.	Lawrence Academy/San Bernardino, CA
22	Kevin Turner	G	6-2	175	Jr.	Fullerton College/Diamond Bar, CA
23	Marcus Watkins	G	6-4	175	Fr.	A&M Consolidated/College Station, TX
24	Bradley Jackson	G	5-11	185	Sr.	Coll. of Southern Idaho/Inglewood, CA
32	Bernard King	G	6-5	195	Sr.	Gibsland Coleman)/Gibsland, LA
44	Nolan Butterfras	C	6-10	265	Jr.	Cypress Creek/Houston, TX
50	Andy Slocum	C	7-0	265	Jr.	West Monroe/West Monroe, LA

2001-02 Results
(9-22, 3-13 Big 12)

George Washington	W	87-63
@ Lamar	W	77-74
Texas A&M-Kingsville	W	91-70
Long Beach State	W	71-56
Loyola Marymount	L	78-80
Southeastern Louisiana	W	55-54
Miami	L	55-64
Tulsa	L	56-90
#@ Southwest Missouri St.	L	65-76
#vs. Illinois-Chicago	L	82-86
#s. Purdue	W	71-64
# vs. Louisiana-Monroe	L	61-76
@ North Carolina	L	62-96
@ Centenary College	L	63-73
@ Oklahoma	L	63-89
Texas Tech	L	70-72
@ Missouri	L	50-74
Baylor	W	63-60
@ Texas	W	80-74
Kansas	L	74-86
@ Iowa State	W	52-50
@ Baylor	L	45-97
Texas	L	52-66
Oklahoma	L	64-68
@ Kansas State	L	38-69
Oklahoma State	L	66-71
Nebraska	L	72-82
@ Texas Tech	L	53-74
Colorado	L	77-92
@ Oklahoma State	L	51-66
!vs. Texas Tech	L	71-80

- Las Vegas Classic
! - Big 12 Tournament

2002-03 Schedule

Nov. 24	Texas Southern
Nov. 26	@ Miami
Nov. 30	vs. LSU
Dec. 2	Oakland
Dec. 4	Tennessee
Dec. 7	@ Prairie View A&M
Dec. 15	Texas-San Antonio
Dec. 22	Louisiana-Monroe
Dec. 27	vs. Princeton
Dec. 28	vs. Santa Clara/Miss. Valley St.
Jan. 2	Centenary
Jan. 11	Oklahoma State
Jan. 15	@ Nebraska
Jan. 18	@ Texas
Jan. 25	Kansas State
Jan. 28	@ Oklahoma
Feb. 1	Texas Tech
Feb. 4	@ Baylor
Feb. 8	Texas
Feb. 12	Missouri
Feb. 15	@ Colorado
Feb. 19	Iowa State
Feb. 22	@ Texas Tech
Feb. 26	@ Kansas
Mar. 1	Oklahoma
Mar. 5	Baylor
Mar. 8	@ Oklahoma State
Mar. 13-16	@ Big 12 Tournament

Villanova

February 8, 2003 - 7:30 p.m. - Convocation Center
February 25, 2003 - 7:30 p.m. - Villanova, PA

Location	Villanova, PA
Enrollment	1842
Conference	BIG EAST
Nickname	Wildcats
Colors	Blue and White
Arena (Capacity)	The Pavilion (6,500)/First Union Center (21,000)
2001-02 Overall Record	19-13
2001-02 Conference Record/Finish	7-9/5th in East
2001-02 Post-Season Play	2-1, NIT 3rd Round
All-time Record vs. UM	10-9
Last Meeting	February 5, 2002 - UM 65, VU 56
President	Rev. Edmund Dobbin, OSA
Athletic Director	Vince Nicastro
Men's Basketball Contact	Mike Sheridan
SID Office Phone	(610) 519-4120
Sheridan's Home Phone	(610) 924-9042
Address	Office of Media Relations 800 Lancaster Avenue Villanova, PA 19085
Fax	(610) 519-7323
Press Row	(610) 519-7290
Web Site	www.villanova.com
Head Coach	Jay Wright (Bucknell '83)
Record at Villanova	19-13 (1 season)
Overall Record	141-98 (8 seasons)
Assistants	Brett Gunning (UNLV '94) Joe Jones (Oswego State '87) Fred Hill (Montclair State '81)

Numerical Roster

No	Name	Pos	Ht	Wt	Class	Previous School/Hometown
1	Andreas Bloch	F	6-8	215	Jr.	Fresno Central/Wurmlingen, Germany
3	Derrick Snowden	G	6-0	160	Jr.	Archbishop Spalding/Baltimore, MD
4	Lou Ruskey	G	6-0	180	Sr.	St. Augustine Prep/Sewell, N.J.
5	Ricky Wright	F	6-7	215	Sr.	Central/East Chicago, IN
10	Tom Grace	G	6-0	150	Jr.	Cardinal Gibbons/Catonsville, MD
12	Andrew Sullivan	F	6-7	215	Sr.	St. Augustine Prep/London, England
13	Baker Dunleavy	G	6-5	200	Fr.	Lawrenceville Prep/Portland, OR
14	Allan Ray	G	6-2	175	Fr.	St. Raymond/Bronx, N.Y.
15	Randy Foye	G	6-3	185	Fr.	East Side/Newark, N.J.
20	Jason Fraser	F	6-10	220	Fr.	Amityville/Amityville, N.Y.
21	Chris Charles	F	7-0	220	So.	Crispus Attucks/Milwaukee, WI
22	Gary Buchanan	G	6-3	205	Sr.	St. Thomas More/St. Louis, MO
25	Michael Claxton	G	6-2	175	Fr.	Christ the King/Queens, N.Y.
34	Curtis Sumpter	F	6-7	205	Fr.	Bishop Loughlin/Brooklyn, N.Y.
44	Marcus Austin	F	6-9	231	So.	St. Patrick's/Irvington, N.J.

2001-02 Results
(19-13, 7-9 BIG EAST)

Grambling St.	W	82-68
Dayton	W	59-57
La Salle	L-OT	58-61
Bucknell	W	69-45
@ Pennsylvania	L-OT	74-75
vs. Temple	W	70-66
Stony Brook	W	76-54
VMI	W	104-91
Delaware State	W	67-44
Providence	W	76-57
@ Notre Dame	W	74-72
Boston College	L-OT	81-88
Connecticut	L	65-70
@ Virginia Tech	W	77-75
@ St. John's	L	63-65
@ Miami	L	58-76
St. Joseph's	W	102-73
Virginia Tech	W	84-77
@ Pittsburgh	L	59-71
Miami	L	56-65
UCLA	W	58-57
@ Connecticut	L	40-46
Georgetown	W-OT	83-72
@ Providence	L	64-72
@ Boston College	L	67-69
Syracuse	W	67-61
St. John's	W	77-62
$vs. Syracuse	W	78-64
$vs. Connecticut	L	70-72
%Manhattan	W	84-69
%Louisiana Tech	W	67-64
%@ Temple Owls	L	57-63

%-NIT
$-BIG EAST Tournament

2002-03 Schedule

Nov. 15	*Marquette
Nov. 22	Drexel
Nov. 28	#Loyola Marymnt
Nov. 29	#Mich. St./Montana
Nov. 30	#Opponent TBD
Dec. 7	@ La Salle
Dec. 10	Pennsylvania
Dec. 13	UMBC
Dec. 22	@ Dayton
Dec. 27	Binghamton
Dec. 31	Temple
Jan. 5	@ Memphis
Jan. 8	Virginia Tech
Jan. 11	Providence
Jan. 15	@ St John's
Jan.18	@ Rutgers
Jan. 22	Boston College
Jan. 25	@ Connecticut
Feb. 1	West Virginia
Feb. 3	@ St. Joseph's
Feb. 8	@ Miami
Feb. 11	St. John's
Feb. 15	Connecticut
Feb. 17	@ Seton Hall
Feb. 22	@ Providence
Feb. 25	Miami
Mar. 1	@ Virginia Tech
Mar. 3	@ Boston College
Mar. 9	Pittsburgh
Mar. 12-15	BIG EAST Tournament

*-Coaches vs. Cancer, Madison Square Garden
#-Great Alaska Shootout

Virginia Tech

February 11, 2003 - 7:30 p.m. - Convocation Center
March 5, 2003 - 7:00 p.m. - Blacksburg, VA

Location	Blacksburg, VA
Enrollment	25,000
Conference	BIG EAST
Nickname	Hokies
Colors	Maroon & Burnt Orange
Arena (Capacity)	Jamerson Athletic Center (10,052)
2001-02 Overall Record	10-18
2001-02 Conference Record/Finish	4-12/7th in East
2001-02 Post-Season Play	None
All-time Record vs. UM	1-3
Last Meeting	March 2, 2002 - UM 83, VT 77
President	Dr. Charles Steger
Athletic Director	Jim Weaver
Men's Basketball Contact	Bill Dyer
SID Office Phone	(540) 231-6726
Dyer's Home Phone	(540) 552-8461
E-mail Address	wdyer@vt.edu
Address	364 Jamerson Center Blacksburg, VA 24061-0502
Fax	(540) 231-6984
Press Row	TBA
Web Site	www.hokiesports.com
Head Coach	Ricky Stokes (Virginia '84)
Record at Virginia Tech	34-52 (3 seasons)
Overall Record	34-52 (3 seasons)
Associate Head Coach	Mark Cline (Wake Forest '88)
Assistants	Steve Lytton (East Tennessee State '68) Michael Hopkins (Coastal Carolina '83)

Numerical Roster

No	Name	Pos	Ht	Wt	Class	Previous School/Hometown
00	Fabian Davis	F	6-6	215	Fr.	Bonner Academy/Durham, NC
3	Eric Branham	G	6-0	178	Sr.	Hagerstown JC/Washington, DC
5	Brian Chase	G	5-10	167	Sr.	Dunbar/Washington, DC
11	Harding Nana	F	6-8	219	r-Fr.	Notre Dame Prep/Douala, Cameroon
15	Deonte Smith	C/F	6-10	235	Fr.	Mt. Zion Christian Academy/Petersburg, VA
21	Allan Calloway	F	6-8	198	Fr.	Coastal Christian Academy/Gretna, VA
22	Bryant Matthews	G/F	6-7	202	Jr.	Columbia/Columbia, SC
23	Shawn Harris	G	6-4	220	Fr.	Fork Union Mil. Academy/Ettrick, VA
24	Markus Sailes	G	6-5	190	Fr.	Varina/Richmond, VA
25	Philip McCandies	F	6-9	195	Fr.	Parkland/Winston-Salem, NC
32	Carlos Dixon	G/F	6-7	189	Jr.	Fork Union Mil. Academy/Salisbury, NC
33	Terry Taylor	C	6-8	292	Sr.	Allegany/Chesapeake, VA
34	Dimari Thompkins	C/F	6-9	254	So.	Hargrave Military Academy/Lakeland, FL
43	Luke Minor	C	7-3	296	Jr.	Hagerstown CC/Richmond, VA

2001-02 Results
(10-18, 4-12 BIG EAST)

Mount St. Mary's	W	82-59
Rhode Island	W	86-63
@ Old Dominion	L	46-55
East Carolina	W	90-62
Northeastern	W	79-56
@ Virginia	L	61-69
Virginia Millitary	W	74-73
vs. Murray State	L	63-66
vs. Wisc.-Milwaukee	L-OT	78-80
Western Michigan	L	51-55
Radford	W	63-56
@ Florida State	L	49-78
Connecticut	L	74-86
Seton Hall	L	72-80
@ Connecticut	L	60-95
Miami	L	68-77
Villanova	L	75-77
@ Boston College	L	68-77
@ Syracuse	L	69-81
@ Villanova	L	77-84
St. John's	L	63-72
Boston College	W	76-73
@ Providence	L	69-77
@ West Virginia	W	78-63
@ St. John's	L	63-73
Providence	W	69-64
Rutgers	W	63-49
@ Miami	L	77-83

2002-03 Schedule

Nov. 22	#vs. St. Bonaventure
Nov. 24	#vs. Michigan
Nov. 25	#vs. TBA
Nov. 29	American
Dec. 2	Wofford
Dec. 5	VMI
Dec. 7	@ William & Mary
Dec. 9	@ East Carolina
Dec. 14	Morgan State
Dec. 21	@ Western Michigan
Dec. 30	Towson
Jan. 4	Florida State
Jan. 8	@ Villanova
Jan. 14	@ Connecticut
Jan. 18	Providence
Jan. 21	Virginia
Jan. 25	St. John's
Jan. 29	Boston College
Feb. 1	@ Providence
Feb. 5	Connecticut
Feb. 8	@ St. John's
Feb. 11	@ Miami
Feb. 15	Georgetown
Feb. 19	@ Boston College
Feb. 22	@ Notre Dame
Feb. 26	Pittsburgh
Mar. 1	Villanova
Mar. 5	Miami
Mar. 8	@ West Virginia
Mar. 12-15	BIG EAST Championship

#-Virgin Islands Paradise Jam

West Virginia

January 7, 2003 - 7:00 p.m. - Morgantown, WV

Location	Morgantown, WV
Enrollment	22,300
Conference	BIG EAST
Nickname	Moutaineers
Colors	Old Gold & Blue
Arena (Capacity)	WVU Coliseum (14,000)
2001-02 Overall Record	8-20
2001-02 Conference Record/Finish	1-15/7th in West
2001-02 Post-Season Play	None
All-time Record vs. UM	5-6
Last Meeting	February 28, 2001 - UM 73, WVU 66
President	David C. Hardesty, Jr.
Athletic Director	Ed Pastilong
Men's Basketball Contact	Bryan Messerly
SID Office Phone	(304) 293-2821
Messerly's Home Phone	(304) 685-1574
Messerly's Email	Bryan.messerly@mail.wvu.edu
Address	P.O Box 0877 Morgantown, WV
Fax	(304) 293-4105
Press Row	TBA
Web Site	www.msnsportsnet.com
Head Coach	John Beilein (Wheeling '75)
Record at West Virginia	First year
Overall Record	447-257 (24 years)
Assistants	Jeff Neubaur (La Salle '93) Mike Jones (Howard '90) Matt Brown (Shippensburg '94)

Numerical Roster

No	Name	Pos	Ht	Wt	Class	Previous School/Hometown
1	Tobias Seldon	G	6-2	175	Jr.	Central/Macon, GA
2	Chaz Briggs	F	6-7	220	Sr.	Wabash Valley/Rochester, NY
3	Patrick Beilein	G	6-4	195	Fr.	Benedictine/Richmond, VA
4	Tyrone Sally	F	6-7	195	So.	Meadowbrook/Chesterfield, VA
5	Jarmon Duriseau-Collins	G	5-10	190	Fr.	Redemption Christian/Houston, TX
10	Nick Patella	G	6-0	190	Fr.	Elkins/Elkins, WV
11	Duriel Price	G	6-2	175	So.	Hutch Tech/Buffalo, NY
15	Drew Schifino	G	6-3	200	So.	Coastal Christian/Pittsburgh, PA
22	Josh Yeager	F	6-8	200	Sr.	Philip Barbour/Belington, WV
24	Jo Herber	G	6-6	205	Fr.	Ty Langen Club/Darmstadt, Germany
32	Jonathan Curran	F	6-5	195	Sr.	Byrd/Clarksburg, WV
33	Jay Hewitt	G	6-6	200	Jr.	Richwood/Richwood, WV
34	Kevin Pittsnogle	C	6-10	225	Fr.	Martinsburg/Martinsburg, WV
40	D'or Fischer	C	6-11	220	Jr.	Northwestern St./Philadelphia, PA

2001-02 Results (8-20, 1-15 BIG EAST)

UNC Asheville	W	83-57
#vs. Southern Miss	W	66-59
#@ New Mexico	W	88-85
Arkansas-Monticello	W	105-73
@ James Madison	L	75-91
Florida International	W	74-61
Robert Morris	W	102-86
Duquesne	L	61-68
@ Tennessee	W	74-72
vs. Valparaiso	L	57-76
$vs. Pepperdine	L	65-97
@ St. John's	L	53-72
Notre Dame	L	64-67
Syracuse	L	69-75
@ Rutgers	L	66-79
@ Seton Hall	L	67-81
vs. Marshall	L-OT	79-81
Rutgers	L	59-77
Providence	W	89-81
@ Georgetown	L	77-84
@ Syracuse	L	64-76
Seton Hall	L	79-85
Virginia Tech	L	63-78
Pittsburgh	L	75-85
@ Notre Dame	L	76-89
@ Connecticut	L	73-95
Georgetown	L	77-87
@ Pittsburgh	L	65-92

Hispanic College Fund Classic
$ Fiesta Bowl Classic

2002-03 Schedule

Nov. 22	Delaware State
Nov. 25	@ Duquesne
Nov. 30	James Madison
Dec. 3	Florida
Dec. 7	UNC Greensboro
Dec. 14	Wofford
Dec. 18	Western Carolina
Dec. 21	Tennessee
Dec. 28	#@ UNLV
Dec. 29	#vs. Gardner-Webb
Jan. 4	@ St. Louis
Jan. 7	Miami
Jan. 12	@ Georgetown
Jan. 14	Pittsburgh
Jan. 19	@ Boston College
Jan. 22	Marshall
Jan. 26	Rutgers
Jan. 29	@ Notre Dame
Feb. 1	@ Villanova
Feb. 8	Syracuse
Feb. 12	@ Pittsburgh
Feb. 15	@ Rutgers
Feb. 18	Notre Dame
Feb. 22	Seton Hall
Feb. 26	@ Syracuse
Mar. 1	@ Seton Hall
Mar. 5	Georgetown
Mar. 8	Virginia Tech
Mar. 12-15	Big East Tournament

#-Jim Thorpe Classic

HurricaneSports.com

Your Complete Online Destination For Miami Athletics



- Official team merchandise
- complete coverage
- Free e-newsletter
- Game audio coverage
- Live game tracking
- Up-to-the-minute stats
- Games and contests

OCSN

Partner, OFFICIAL COLLEGE SPORTS NETWORK

CollegeSports.com

HurricaneSports.com

2003 NCAA Tournament Dates and Sites

First & Second Rounds

Downtown Arena
Oklahoma City, OK
University of Oklahoma – host
March 20 & 22, 2003

RCA Dome
Indianapolis, IN
Butler University and Horizon League – hosts
March 20 & 22, 2003

John M. Huntsman Center
Salt Lake City, UT
University of Utah – host
March 20 & 22, 2003

Spokane Arena
Spokane, WA
Washington State University - host
March 20 & 22, 2003

FleetCenter
Boston, MA
Boston College – host
March 21 & 23, 2003

Ice Palace
Tampa, FL
University of South Florida - host
March 21 & 23, 2003

Birmingham-Jefferson Civic Center
Birmingham, AL
Southeastern Conference – host
March 21 & 23, 2003

Gaylord Entertainment Center
Nashville, TN
Vanderbilt University - host
March 21 & 23, 2003

Regionals

East

Pepsi Arena
Albany, NY
Metro Atlantic Athletic Conference – host
March 28 & 30, 2003

South

Alamodome
San Antonio, TX
University of Texas at San Antonio – host
March 28 & 30, 2003

Midwest

Hubert H. Humphrey Metrodome
Minneapolis, MN
University of Minnesota – host
March 27 & 29, 2003

West

Arrowhead Pond of Anaheim
Anaheim, CA
Big West Conference – host
March 27 & 29, 2003

Final Four

Louisiana Superdome
New Orleans, LA
Sun Belt Conference & the University of New Orleans – hosts
April 5 & 7, 2003

NCAA 2003 Final Four New Orleans

2002 NIT Results

Opening round

Ball State 98, South Florida 92
St. Joseph's 73, George Mason 64
Montana State 77, Utah State 69
Richmond 74, Wagner 67, OT
Dayton 80, Detroit 69
Vanderbilt 59, Houston 50
Louisiana Tech 83, Louisiana-Lafayette 63
Tennessee Tech 64, Georgia State 62

First round

Louisville 66, Princeton 65
UNLV 96, Arizona State 91
Syracuse 76, Saint Bonaventure 66
South Carolina 74, Virginia 67
LSU 63, Iowa 61
Temple 81, Fresno State 75
Butler 81, Bowling Green 69
Villanova 84, Manhattan 69
Yale 67, Rutgers 65
Memphis 82, UNC-Greensboro 62
BYU 78, UC-Irvine 55
Ball State 76, Saint Joseph's 54
Tennessee Tech 68, Dayton 59
Louisiana Tech 83, Vanderbilt 68
Richmond 63, Montana State 48

Second round

Syracuse 66, Butler 65, OT
Richmond 67, Minnesota 66
Temple 65, Louisville 62
Tennessee Tech 80, Yale 61
Villanova 67, Louisiana Tech 64
Ball State 75, LSU 65
South Carolina 75, UNLV 65
Memphis 80, BYU 69

Third round

Syracuse 62, Richmond 46
South Carolina 82, Ball State 47
Temple 63, Villanova 57
Memphis 79, Tennesee Tech 73

Semifinals

South Carolina 66, Syracuse 59
Memphis 78, Temple 77

Consolation

Temple 65, Syracuse 54

Championship

Memphis 72, South Carolina 62

2002 NCAA Tournament Results

EAST REGIONAL

Opening Round
Tuesday, March 12
Dayton, OH
Siena (17-18) 81, Alcorn State (20-10) 77

First Round
Thursday, March 14
St. Louis, MO
(4) Kentucky 83, (13) Valparaiso 68
(5) Marquette 69, (12) Tulsa 71

Friday, March 15
Washington, D.C.
(7) No Carolina State 69, (10) Michigan State 58
(2) Connecticut 78, (15) Hampton 67
(8) Wisconsin 80, (9) St. John's 70
(1) Maryland 85, (16) Siena 70

Chicago, IL
(6) Texas Tech 68, (11) Southern Illinois 76
(3) Georgia 85, (14) Murray State 68

Second Round
Saturday, March 16
St. Louis, MO
(4) Kentucky 87, (12) Tulsa 82

Sunday, March 17
Washington, D.C.
(2) Connecticut 77, (7) No Carolina State 74
(1) Maryland 87, (8) Wisconsin 57

Chicago, IL
(11) Southern Illinois 77, (3) Georgia 75

Regional Semifinals
Friday, March 22
Syracuse, NY
(2) Connecticut 71, (11) Southern Illinois 59
(1) Maryland 78, (4) Kentucky 68

Regional Final
Sunday, March 24
Syracuse, NY
(1) Maryland 90, (2) Connecticut 82

MIDWEST REGIONAL

First Round
Thursday, March 14
St. Louis, MO
(1) Kansas 70, (16) Holy Cross 59
(8) Stanford 84, (9) Western Kentucky 68

Sacramento, CA
(7) Wake Forest 83, (10) Pepperdine 74
(2) Oregon 81, (15) Montana 62

Friday, March 15
Chicago, IL
(5) Florida 82, (12) Creighton 83 2OT
(4) Illinois 93, (13) San Diego St 64

Dallas, TX
(3) Mississippi State 70, (14) McNeese State 58
(6) Texas 70, (11) Boston College 57

Second Round
Saturday, March 16
St. Louis, MO
(1) Kansas 86, (8) Stanford 63

Sacramento, CA
(2) Oregon 92, (7) Wake Forest 87

Sunday, March 17
Chicago, IL
(4) Illinois 72, (12) Creighton 60

Dallas, TX
(3) Mississippi State 64, (6) Texas 68

Regional Semifinals
Friday, March 22
Madison, WI
(2) Oregon 72, (6) Texas 70
(1) Kansas 73, (4) Illinois 69

Regional Final
Sunday, March 24
Madison, WI
(1) Kansas 104, (2) Oregon 86

SOUTH REGIONAL

First Round
Thursday, March 14
Greenville, SC
(7) Oklahoma State 61, (10) Kent State 69
(2) Alabama 86, (15) Florida Atlantic 78
(8) Notre Dame 82, (9) Charlotte 63
(1) Duke 84, (16) Winthrop 37

Sacramento, CA
(4) Southern Cal 89, (13) UNC-Wilmington 93
(5) Indiana 75, (12) Utah 56

Friday, March 15
Pittsburgh, PA
(3) Pittsburgh 71, (14) Central Connecticut State 54
(6) California 82, Pennsylvania 75

Second Round
Saturday, March 16
Greenville, SC
(1) Duke vs 84, (8) Notre Dame 77
(2) Alabama 58, (10) Kent State 71

Sacramento, CA
(13) UNC-Wilmington 67, (5) Indiana 76

Sunday, March 17
Pittsburgh, PA
(3) Pittsburgh 63, (6) California 50

Regional Semifinals
Thursday, March 21
Lexington, KY
(5) Indiana 74, (1) Duke 73
(10) Kent State 78, (3) Pittsburgh 73 (OT)

Regional Final
Saturday, March 23
Lexington, KY
(5) Indiana 81, (10) Kent State 69

WEST REGIONAL

First Round
Thursday, March 14
Albuquerque, NM
(12) Missouri 93, (5) Miami Florida 80
(4) Ohio State 69, (13) Davidson 64
(6) Gonzaga 66, (11) Wyoming 73
(3) Arizona 86, (14) Santa Barbara 81

Friday, March 15
Pittsburgh, PA
(1) Cincinnati 90, (16) Boston 52
(8) UCLA 80, (9) Mississippi 58

Dallas, TX
(2) Oklahoma 71, (15) Ill-Chicago 63
(7) Xavier 70, (10) Hawaii 58

Second Round
Saturday, March 16
Albuquerque, NM
(12) Missouri 83, (4) Ohio State 67
(11) Wyoming 60, (3) Arizona 68

Sunday, March 17
Pittsburgh, PA
(1) Cincinnati 101, (8) UCLA 105 2 OT

Dallas, TX
(7) Xavier 65 (2) Oklahoma 78

Regional Semifinals
Thursday, March 21
San Jose, CA
(2) Oklahoma 88, (3) Arizona 67
(12) Missouri 82, (8) UCLA 73

Regional Final
Saturday, March 23
San Jose, CA
(2) Oklahoma 81, (12) Missouri 75

FINAL FOUR

Atlanta, GA

National Semifinals
Saturday, March 30
Indiana 73, Oklahoma 64
Maryland 97, Kansas 88

National Championship
Sunday, March 31
Maryland 64, Indiana 52

2003 NCAA Division I Men's BASKETBALL CHAMPIONSHIP

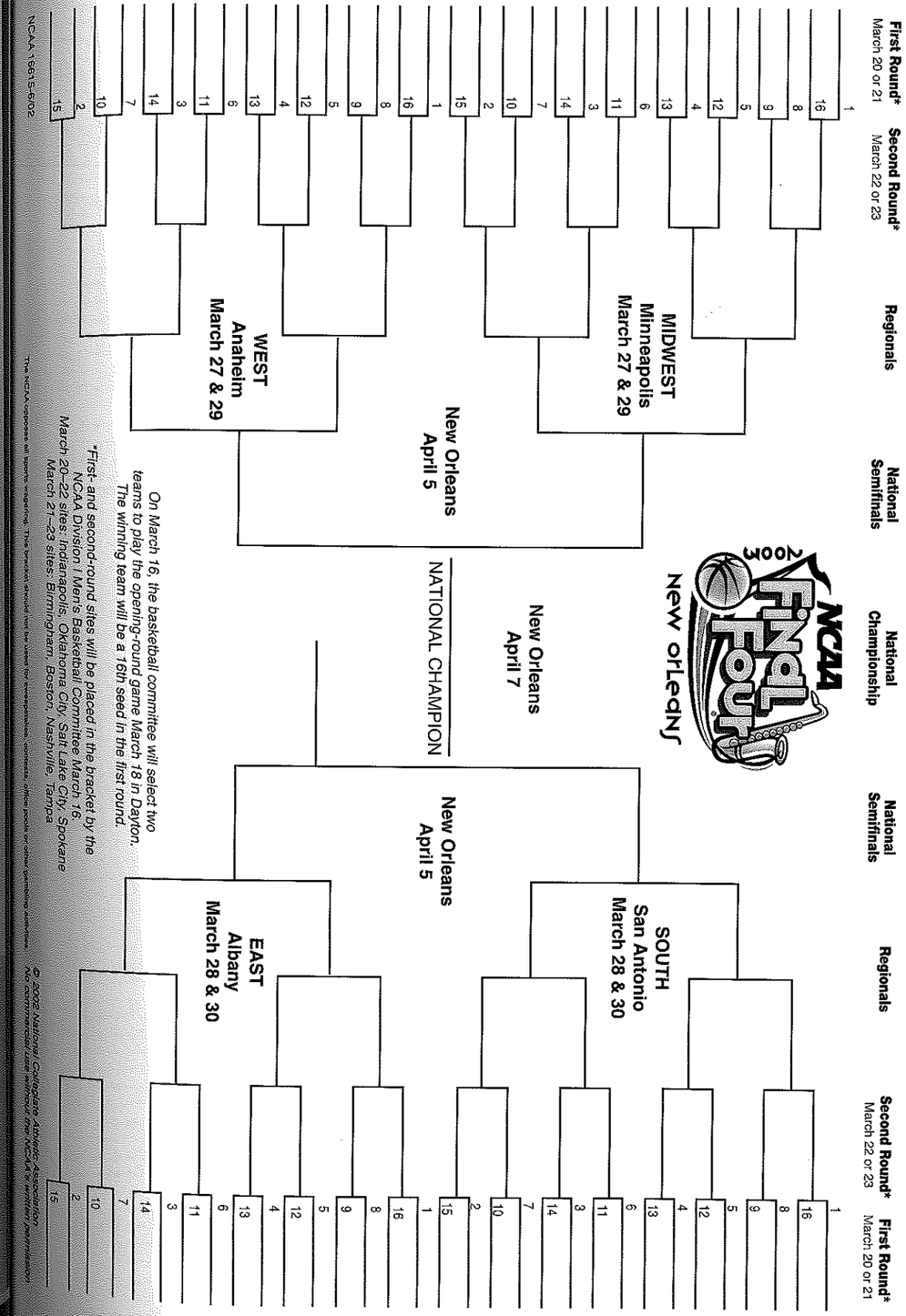

It's

in

College

Basketball

is *it* in you?™

Gatorade



2001-02 Season Review

The 2001-02 season began with the numbers "13-0." That is what junior forward James Jones wrote on the blackboard at the team's first preseason meeting knowing that if the team could go 13-0 during its non-conference schedule a return to the NCAA Tournament would be within their grasp.

Well the Hurricanes did one better opening the season 14-0 en route to a 24-8 record and the schools fourth NCAA Tournament berth in the last five seasons. Along the way Miami set a school-record for wins in a season (24), three-point field goals (236), three-point field goal attempts (284), blocked shots (190) and consecutive victories (14).

The Hurricanes were one of the most balanced teams in the nation as all five starters averaged in double-figures. Senior John Salmons became the 24th Miami player to surpass 1,000 career points and sophomore Marcus Barnes made (79) and attempted (229) more three-point baskets than anyone else in UM history.

Miami was barely a blip on the college basketball radar screen when they traveled to St. Thomas to start the season at the Virgin Islands Paradise Jam. The Hurricanes opened the season in strong fashion winning games over Eastern Michigan, Alabama-Birmingham and Clemson to secure their first tournament title since 1988. John Salmons recorded 18 points and 10 rebounds to lead Miami to a 67-65 win over Clemson in the championship game and was named the tournament's MVP.

Miami continued its winning ways improving to 8-0 with wins over Lafayette, Florida Atlantic, Howard, Florida International and Texas A&M before taking on legendary Indiana at the Orange Bowl Basketball Classic.

In what many considered to be the Hurricanes' first real test of the season, Miami came through with flying colors defeating the eventual NCAA Championship runner-up 58-53. James Jones was voted the game's MVP after a stellar 13 point, 13 rebound and five block performance against the Hoosiers.

Three days later the Hurricanes defeated Florida A&M, 90-62, to set a UM record for consecutive wins to open a season (10-0).

In Miami's next game against defending Conference USA Champion Charlotte, John Salmons scores 15 points in the 64-56 win to become the 24th player in UM history to surpass 1,000 career points. Salmons, who added 10 assists and nine rebounds, was one rebound shy of the first triple-double in school-history.

The win propelled the Hurricanes into the national polls as Miami debuted at No. 24 in the Associated Press poll and at No. 23 in the ESPN/USA Today Coaches poll on December 24.

The Hurricanes quest for a perfect non-conference record would be realized as Miami defeated LSU, 68-61, at the Sugar Bowl Basketball Classic in New Orleans before returning home for a 71-48 win over St. Francis (PA) at Miami Arena.

With the non-conference portion of the schedule completed the Hurricanes turned their attention towards the BIG EAST Conference. Miami opened conference play with an 11-day four game road trip starting at Georgetown.

Miami defeated 24th-ranked Georgetown, 79-71, at the MCI Center to improve to 14-0 on the year and tie the school-record for consecutive victories. The Hurricanes, however, would soon hit a bump in the road at Storrs, CT.

Fighting for their postseason lives, Connecticut played what some thought was their best game of the season defeating the Hurricanes 76-75. Miami then traveled to New York to face St. John's.

The game was played on campus at Alumni Hall rather than at Madison Square Garden. John Salmons, suffering from the flu, struggled and the Hurricanes fell for the second straight game, 71-60.

Miami concluded the road trip with a 77-68 win over Virginia Tech and looked forward to its next five game at home. Miami opened its home stand with a 76-69 double-overtime win against Pittsburgh, followed by a 102-96 overtime win against Providence. The Hurricanes rallied from a 13-point second-half deficit against the Friars tying the UM BIG EAST record.

Miami defeated Villanova, 76-58, behind Darius Rice's 30 points and 10 rebounds before dropping its first home-game of the season, a 70-65 loss to Boston College.

In another Miami-Connecticut thriller, the Hurricanes exacted some measure of revenge for its first loss of the season with a 68-66 over the Huskies at Miami Arena. The win marked the eighth consecutive season in which Miami had defeated a ranked team at home. Connecticut entered the game ranked 17th in the nation.

With the win the Hurricanes reached a season-high national ranking of 12th by the Associated Press and 11th in the ESPN/USA Today poll released on February 4.

Miami posted its 20th win of the season on the road against Villanova on February 5th before suffering through a two-week span which saw UM drop three of its next four games.

The Hurricanes ended the regular-season on a high note defeating Providence, 81-65, on the road and Virginia Tech, 83-77, on Senior Day at Miami Arena. Miami's win over Providence was its 22nd win of the season marking the most regular season wins since joining the BIG EAST in 1991.

Following the season, John Salmons and Darius Rice were named second-team All-BIG EAST while James Jones was third-team All-BIG EAST selection. Salmons also received the first BIG EAST Sportsmanship Award.

Miami entered the BIG EAST Championship with confidence and conviction. There quarterfinal match-up with Georgetown was a classic. Trailing by 10 with just under eight minutes remaining, the Hurricanes, behind Marcus Barnes' career-high 27 points, rallied back to beat the Hoyas, 84-76, in overtime. The Hurricanes' win established a school-record for wins in a season.

The Hurricanes' quest for their first BIG EAST Tournament title fell short in the semifinals as Pittsburgh defeated Miami, 76-71. Despite the semifinal loss Marcus Barnes was named to the BIG EAST Championship All-Tournament team after averaging 23.5 points in the two tournament games.

Two days later Miami received its fourth NCAA Tournament berth in the last five seasons. Miami was seeded 5th and would face 12th-seeded Missouri in Albuquerque, NM.

Missouri, led by Clarence Gilbert's 20 points, had six players score in double-figures and the Tigers ended Miami's season with a 93-80 win in the opening round of the NCAA Tournament.

Associated Press Poll (Final Poll)

		Record	Points	PW
1.	Duke (58)	29-3	1,759	3
2.	Kansas (10)	29-3	1,667	1
3.	Oklahoma (2)	27-4	1,630	4
4.	Maryland (1)	26-4	1,572	2
5.	Cincinnati	30-3	1,529	5
6.	Gonzaga	29-3	1,356	6
7.	Arizona	22-9	1,196	15
8.	Alabama	26-7	1,192	8
9.	Pittsburgh	27-5	1,191	7
10.	Connecticut	24-6	1,048	19
11.	Oregon	23-8	1,033	9
12.	Marquette	26-6	887	13
13.	Illinois	24-8	848	10
14.	Ohio State	23-7	830	21
15.	Florida	22-8	735	11
16.	Kentucky	20-9	629	12
17.	Mississippi St.	26-7	587	NR
18.	USC	22-9	531	22
19.	Western Kentucky	28-3	510	18
20.	Oklahoma State	23-8	423	14
21.	Miami (Fla.)	24-7	349	20
22.	Xavier	25-5	308	24
23.	Georgia	21-9	296	17
24.	Stanford	19-9	268	16
25.	Hawaii	27-5	130	NR

OTHERS RECEIVING VOTES N.C. State 108, Kent State 74, Texas Tech 49, Pepperdine 44, Wake Forest 24, Texas 12, UCLA 12, Michigan State 7, Central Conn. 5, Pennsylvania 5, Wisconsin 4, Notre Dame 3, Butler 1, Creighton 1, Southern Illinois 1, Tulsa 1.

ESPN/USA Today Coaches Poll (Final Poll)

		Record	Points	PW
1.	Maryland (31)	32-4	775	1
2.	Kansas	33-4	720	2
3.	Indiana	25-12	701	NR
4.	Oklahoma	31-5	692	3
5.	Duke	31-4	606	4
6.	Connecticut	27-7	586	13
6.	Oregon	26-9	586	11
8.	Cincinnati	31-4	489	5
9.	Pittsburgh	29-6	482	7
10.	Arizona	24-10	458	8
11.	Illinois	26-9	410	16
12.	Kent State	30-6	402	NR
13.	Kentucky	22-10	394	15
14.	Alabama	27-8	281	9
15.	Missouri	24-12	272	NR
16.	Gonzaga	29-4	264	6
17.	Ohio State	24-8	237	12
18.	Marquette	26-7	186	10
18.	Texas	22-12	186	NR
20.	UCLA	21-12	170	NR
21.	Mississippi State	27-8	162	18
22.	Southern Illinois	28-8	157	NR
23.	Florida	22-9	140	14
24.	Xavier	26-6	116	17
25.	North Carolina State	23-11	86	25

OTHERS RECEIVING VOTES: Southern California (22-10) 80, Miami (Fla.) (24-8) 66, Wake Forest (21-13) 54, Georgia (22-10) 44, Notre Dame (22-11) 44, Western Kentucky (28-4) 44, California (23-9) 35, Oklahoma State (23-9) 31, Stanford (20-10) 30, Tulsa (27-7) 20, Wisconsin (19-13) 17, Hawaii (27-6) 15, Wyoming (22-9) 11, Texas Tech (23-9) 8, Memphis (27-9) 6, Creighton (23-9) 5, North Carolina-Wilmington (23-10) 5, Butler (26-6) 2.

2001-02 Season Schedule and Results

RECORD:	OVERALL	HOME	AWAY	NEUTRAL
ALL GAMES	24-8	14-2	5-4	5-2
CONFERENCE	10-6	6-2	4-4	0-0
NON-CONFERENCE	14-2	8-0	1-0	5-2

DATE	TIME	TV	OPPONENT	W/L	SCORE	ATTEND	HIGH POINTS	HIGH REBOUNDS
11-18-01	7:55 p.m.		^vs Eastern Michigan	W	93-56	1121	(21)RICE, Darius	(9)RICE, Darius
11-19-01	7:45 p.m.		^vs UAB	W	81-79	1432	(23)RICE, Darius	(7)RICE, Darius
11-20-01	7:45 p.m.		^vs Clemson	W	67-65	2573	(18)SALMONS, John	(10)SALMONS, John
11-24-01	3:00 p.m.		LAFAYETTE	W	79-69	1958	(20)RICE, Darius	(6)RICE, Darius
11-26-01	7:30 p.m.		FLORIDA ATLANTIC	W	74-48	1385	(15)JONES, James	(15)JONES, James
11-29-01	7:30 p.m.		HOWARD	W	87-71	1361	(19)SALMONS, John	(8)SALMONS, John
12-03-01	7:30 p.m.		FLORIDA INTERNATIONAL	W	77-59	3847	(18)JONES, James (18)TYLER, Elton	(8)RICE, Darius (8)JONES, James
12-9-01	7:00 P.M.		at Texas A&M	W	64-55	5615	(18)JONES, James	(9)JONES, James (9)TYLER, Elton
12-15-01	5:00 p.m.	SUN	#INDIANA	W	58-53	8949	(13)JONES, James	(13)JONES, James
12-18-01	7:30 p.m.		FLORIDA A&M	W	90-62	2121	(24)RICE, Darius	(9)JONES, James
12-22-01	7:30 p.m.		CHARLOTTE	W	64-56	2305	(15)SALMONS, John	(9)SALMONS, John
12-27-01		FSN	&vs LSU	W	68-61	8023	(19)SALMONS, John	(7)JONES, James (7)TYLER, Elton
12-30-01	12:00 p.m.		ST. FRANCIS (PA)	W	71-48	1241	(21)SALMONS, John	(7)RICE, Darius (7)JONES, James
01-02-02	6:00 p.m.	FSN	*at Georgetown	W	79-71	6589	(22)JONES, James	(9)RICE, Darius (9)SALMONS, John
01-05-02	7:00 p.m.	FSN	*at Connecticut	L	75-76	10027	(22)RICE, Darius	(8)TYLER, Elton
01-08-02	7:30 p.m.	ESPN2	*at St. John's	L	60-71	6008	(16)BARNES, Marcus	(8)TYLER, Elton (8)SALMONS, John
01-12-02	4:00 PM	FSN	*at Virginia Tech	W	77-68	4270	(20)TYLER, Elton	(5)SALMONS, John (5)TYLER, Elton
01-15-02	7:30 p.m.	FSN	*PITTSBURGH	WOT	76-69	4929	(25)SALMONS, John	(8)SALMONS, John
01-19-02	12:00 p.m.	WBFS	*PROVIDENCE	WOT	102-96	5403	(32)RICE, Darius	(11)JONES, James
01-24-02	7:30 p.m.	FSN	*VILLANOVA	W	76-58	4777	(30)RICE, Darius	(10)RICE, Darius
01-29-02	7:30 p.m.	FSN	*BOSTON COLLEGE	L	65-70	5174	(19)JONES, James	(12)JONES, James
02-02-02	7:30 p.m.	FSN	*CONNECTICUT	W	68-66	10135	(20)SALMONS, John	(5)SALMONS, John (5)BARNES, Marcus (5)JONES, James
02-05-02	7:30 p.m.	FSN	*at Villanova	W	65-56	6500	(16)JONES, James	(10)RICE, Darius
02-10-02	2:30 p.m.	ABC	*at Boston College	L	63-76	8224	(16)SALMONS, John (16)BARNES, Marcus	(6)JONES, James
02-13-02	7:30 p.m.	FSN	*ST. JOHN'S	W	79-56	5782	(21)TYLER, Elton	(6)SALMONS, John
02-17-02	12:00pm	FSN	*at Rutgers	L	61-64	8517	(21)RICE, Darius	(7)JONES, James
02-23-02	7:30 p.m.	FSN	*NOTRE DAME	L	77-90	10037	(23)RICE, Darius	(11)SALMONS, John
02-26-02	7:30 p.m.	ESPN2	*at Providence	W	81-65	8943	(30)RICE, Darius	(10)RICE, Darius
03-02-02	2:00 p.m.	FSN	*VIRGINIA TECH	W	83-77	5011	(24)TYLER, Elton	(8)TYLER, Elton
03-07-02	2:30 p.m.	ESPN	! vs Georgetown	WOT	84-76	19012	(27)BARNES, Marcus	(11)SALMONS, John
03-08-02	7:00 p.m.	ESPN	! vs Pittsburgh	L	71-76	19528	(30)TYLER, Elton	(9)TYLER, Elton
03-14-02	12:40 PM	CBS	$vs Missouri	L	80-93	16596	(17)TYLER, Elton (17)RICE, Darius	(7)TYLER, Elton (7)FRISBY, William

^ - Virgin Islands Paradise Jam, St. Thomas, VI
# - Orange Bowl Basketball Classic, Miami, FL
& - Sugar Bowl Basketball Classic, New Orleans, LA
! - ConAgra Foods BIG EAST Championship, New York, NY
$ - NCAA Championships, Albuquerque, NM
* - BIG EAST Conference Game
SUN – Sunshine Network
FSN – Fox Sports Net Florida
WBFS – UPN Channel 33

Attendance Summary

ATTENDANCE	GAMES	TOTALS	AVG/GAME
HOME	16	74415	4651
AWAY	9	64693	7188
NEUTRAL	7	68285	9755
TOTAL	32	207393	6481

2001-02 Statistics

All Games

RECORD:	OVERALL	HOME	AWAY	NEUTRAL
ALL GAMES	24-8	14-2	5-4	5-2
CONFERENCE	10-6	6-2	4-4	0-0
NON-CONFERENCE	14-2	8-0	1-0	5-2

##	Player	GP-GS	Min-Avg	TOTAL FG-FGA	Pct	3-PTS 3FG-FGA	Pct	FT-FTA	Pct	REBOUNDS Off-Def-Tot	Avg	PF-FO	A	TO	Blk	Stl	Pts-Avg
21	RICE, Darius	32-31	1051-32.8	155-405	.383	76-208	.365	92-115	.800	46-144-190	5.9	53-0	54	56	21	38	478-14.9
05	SALMONS, John	32-32	1077-33.7	137-297	.461	22-71	.310	123-146	.842	59-132-191	6.0	75-1	195	119	20	57	419-13.1
33	JONES, James	32-32	1048-32.8	133-332	.401	33-105	.314	111-132	.841	65-138-203	6.3	78-1	48	52	78	43	410-12.8
04	BARNES, Marcus	32-30	1001-31.3	123-339	.363	79-229	.345	68-95	.716	13-77-90	2.8	61-0	70	55	1	44	393-12.3
25	TYLER, Elton	32-32	927-29.0	149-257	.580	9-21	.429	75-99	.758	64-103-167	5.2	85-1	36	61	48	24	382-11.9
12	BERUMEN, Rafael	31-0	262-8.5	37-66	.561	1-1	1.000	14-25	.560	28-34-62	2.0	54-0	19	22	9	11	89-2.9
01	SIMMONS, Michael	32-2	533-16.7	26-61	.426	7-23	.304	13-20	.650	10-44-54	1.7	75-2	68	37	2	39	72-2.3
14	DJAHUE, Rodrigue	30-0	204-6.8	22-56	.393	1-2	.500	7-17	.412	22-29-51	1.7	25-0	6	13	3	7	52-1.7
11	SCHLIE, Jerry	9-1	30-3.3	4-8	.500	3-6	.500	3-4	.750	0-2-2	0.2	5-0	3	0	0	1	14-1.6
34	FRISBY, William	27-0	150-5.6	16-35	.457	0-1	.000	9-14	.643	18-20-38	1.4	36-0	3	15	6	4	41-1.5
02	WATSON, Kahleaf	23-0	101-4.4	11-16	.688	1-1	1.000	4-7	.571	5-2-7	0.3	23-0	13	16	1	8	27-1.2
13	COELHO, Paulo	18-0	69-3.8	3-15	.200	3-10	.300	4-4	1.000	0-4-4	0.2	15-0	6	7	1	5	13-0.7
20	MARAKOVITS, D.	7-0	16-2.3	2-9	.222	1-6	.167	0-0	.000	1-3-4	0.6	3-0	1	1	0	1	5-0.7
10	OKPALOBI, Brandon	7-0	31-4.4	0-6	.000	0-0	.000	0-0	.000	2-1-3	0.4	2-0	3	1	0	3	0-0.0
TM	TEAM									55-53-108	3.4	3		5			
	Total	32		818-1902	.430	236-684	.345	523-678	.771	388-786-1174	36.7	593-5	525	460	190	285	2395-74.8
	Opponents	32		754-1885	.400	208-673	.309	440-652	.675	453-780-1233	38.5	609-	401	554	121	236	2156-67.4

SCORE BY PERIODS:	1st	2nd	OT	OT2	Total
Miami Hurricanes	1165	1189	30	11	2395
Opponents	1000	1136	16	4	2156

DEADBALL REBOUNDS:	OFF	DEF	TOTAL
Miami Hurricanes	67	5	72
Opponents	99	4	103

Conference Games

RECORD:	OVERALL	HOME	AWAY	NEUTRAL
CONFERENCE	10-6	6-2	4-4	0-0

##	Player	GP-GS	Min-Avg	TOTAL FG-FGA	Pct	3-PTS 3FG-FGA	Pct	FT-FTA	Pct	REBOUNDS Off-Def-Tot	Avg	PF-FO	A	TO	Blk	Stl	Pts-Avg
21	RICE, Darius	16-15	549-34.3	88-215	.409	40-118	.339	55-68	.809	17-79-96	6.0	32-0	25	29	9	22	271-16.9
33	JONES, James	16-16	561-35.1	68-164	.415	17-51	.333	64-71	.901	27-59-86	5.4	41-1	25	27	37	26	217-13.6
05	SALMONS, John	16-16	577-36.1	63-145	.434	8-37	.216	80-90	.889	29-61-90	5.6	37-0	104	66	7	23	214-13.4
25	TYLER, Elton	16-16	482-30.1	77-132	.583	3-9	.333	38-49	.776	32-50-82	5.1	46-0	19	34	25	9	195-12.2
04	BARNES, Marcus	16-16	532-33.2	59-165	.358	38-112	.339	20-34	.588	4-40-44	2.8	37-0	36	39	1	29	176-11.0
11	SCHLIE, Jerry	3-1	5-1.7	4-5	.800	3-4	.750	0-0	.000	0-0-0	0.0	3-0	1	0	0	1	11-3.7
14	DJAHUE, Rodrigue	14-0	97-6.9	13-23	.565	0-0	.000	3-4	.750	9-15-24	1.7	11-0	0	8	3	4	29-2.1
01	SIMMONS, Michael	16-0	267-16.7	12-26	.462	2-6	.333	6-7	.857	3-22-25	1.6	35-2	35	18	2	19	32-2.0
34	FRISBY, William	14-0	55-3.9	7-12	.583	0-0	.000	6-8	.750	5-6-11	0.8	19-0	2	6	4	2	20-1.4
12	BERUMEN, Rafael	15-0	104-6.9	8-14	.571	0-0	.000	3-5	.600	6-12-18	1.2	24-0	9	11	3	6	19-1.3
13	COELHO, Paulo	8-0	25-3.1	1-6	.167	1-4	.250	0-0	.000	0-1-1	0.1	5-0	3	1	1	2	3-0.4
20	MARAKOVITS, D.	2-0	1-0.5	0-0	.000	0-0	.000	0-0	.000	0-0-0	0.0	0-0	0	0	0	0	0-0.0
10	OKPALOBI, Brandon	1-0	0-0.0	0-0	.000	0-0	.000	0-0	.000	0-0-0	0.0	0-0	0	0	0	0	0-0.0
02	WATSON, Kahleaf	10-0	20-2.0	0-1	.000	0-0	.000	0-0	.000	0-1-1	0.1	7-0	3	5	0	1	0-0.0
TM	TEAM									28-25-53	3.3	2		3			
	Total	16		400-908	.441	112-341	.328	275-336	.818	160-371-531	33.2	299-3	262	247	92	144	1187-74.2
	Opponents	16		392-935	.419	111-323	.344	234-334	.701	220-385-605	37.8	314-	214	280	65	125	1129-70.6

SCORE BY PERIODS:	1st	2nd	OT	OT2	Total
Miami Hurricanes	565	593	18	11	1187
Opponents	496	617	12	4	1129

DEADBALL REBOUNDS:	OFF	DEF	TOTAL
Miami Hurricanes	23	3	26
Opponents	49	1	50

2001-02 Team Game-by-Game

MIAMI STATISTICS

Opponent	Date	Score	W/L	TOTAL FG-FGA	Pct	3-PTRS 3FG-FGA	Pct	FT-FTA	Pct	REBOUNDS Off-Def-Tot	Avg	PF	A	TO	Blk	Stl	Pts-Avg
vs Eastern Michigan	11-18-01	93-56	W	32-66	.485	11-27	.407	18-24	.750	18-28-46	46.0	27	20	15	6	9	93-93.0
vs UAB	11-19-01	81-79	W	25-55	.455	11-25	.440	20-30	.667	10-23-33	39.5	25	16	16	5	6	81-87.0
vs Clemson	11-20-01	67-65	W	24-62	.387	5-20	.250	14-20	.700	13-25-38	39.0	19	10	14	3	7	67-80.3
LAFAYETTE	11-24-01	79-69	W	23-60	.383	9-19	.474	24-34	.706	14-23-37	38.5	20	14	14	3	18	79-80.0
FLORIDA ATLANTIC	11-26-01	74-48	W	31-85	.365	7-21	.333	5-15	.333	31-29-60	2.8	13	17	14	8	15	74-78.8
HOWARD	11-29-01	87-71	W	32-65	.492	10-26	.385	13-17	.765	13-31-44	43.0	11	26	11	6	5	87-80.2
FLORIDA INTERNATIONAL	12-03-01	77-59	W	29-60	.483	6-18	.333	13-17	.765	15-21-36	2.0	17	20	11	9	8	77-79.7
at Texas A&M	12-09-01	64-55	W	21-53	.396	6-16	.375	16-17	.941	13-22-35	41.1	14	16	14	5	9	64-77.8
INDIANA	12-15-01	58-53	W	19-57	.333	0-13	.000	20-31	.645	15-36-51	42.2	22	7	19	7	13	58-75.6
FLORIDA A&M	12-18-01	90-62	W	32-57	.561	13-27	.481	13-17	.765	8-29-37	41.7	14	26	15	8	10	90-77.0
CHARLOTTE	12-22-01	64-56	W	20-57	.351	6-25	.240	18-27	.667	13-31-44	41.9	16	14	12	9	6	64-75.8
vs LSU	12-27-01	68-61	W	25-51	.490	8-18	.444	10-12	.833	4-21-25	40.5	16	15	16	8	16	68-75.2
ST. FRANCIS (PA)	12-30-01	71-48	W	26-56	.464	8-21	.381	11-15	.733	10-26-36	40.2	16	21	8	10	4	71-74.8
at Georgetown	01-02-02	79-71	W	26-61	.426	10-26	.385	17-21	.810	15-24-39	40.1	18	19	17	3	9	79-75.1
at Connecticut	01-05-02	75-76	L	25-59	.424	6-17	.353	19-22	.864	6-22-28	39.3	18	15	14	6	9	75-75.1
at St. John's	01-08-02	60-71	L	17-57	.298	7-26	.269	19-25	.760	12-28-40	39.3	24	12	19	3	8	60-74.2
at Virginia Tech	01-12-02	77-68	W	23-51	.451	13-26	.500	18-19	.947	10-18-28	38.6	16	16	13	6	8	77-74.4
PITTSBURGH	01-15-02	76-69	Wot	29-64	.453	5-19	.263	13-17	.765	8-19-27	38.0	17	14	11	5	10	76-74.4
PROVIDENCE	01-19-02	102-96	Wot	35-59	.593	8-19	.421	24-30	.800	14-22-36	37.9	15	24	16	7	9	102-75.9
VILLANOVA	01-24-02	76-58	W	26-55	.473	7-22	.318	17-25	.680	7-30-37	37.8	16	17	18	7	12	76-75.9
BOSTON COLLEGE	01-29-02	65-70	L	17-57	.298	6-25	.240	25-26	.962	14-27-41	38.0	19	12	17	7	6	65-75.4
CONNECTICUT	02-02-02	68-66	W	23-54	.426	4-17	.235	18-24	.750	12-19-31	37.7	16	10	14	12	8	68-75.0
at Villanova	02-05-02	65-56	W	21-47	.447	8-22	.364	15-16	.938	8-25-33	37.5	16	16	19	2	8	65-74.6
at Boston College	02-10-02	63-76	L	23-56	.411	7-19	.368	10-14	.714	7-21-28	37.1	26	11	14	5	7	63-74.1
ST. JOHN'S	02-13-02	79-56	W	28-58	.483	6-20	.300	17-20	.850	10-29-39	37.2	20	21	15	11	13	79-74.3
at Rutgers	02-17-02	61-64	L	19-46	.413	5-18	.278	18-23	.783	7-26-33	37.0	19	13	21	6	8	61-73.8
NOTRE DAME	02-23-02	77-90	L	29-69	.420	10-34	.294	9-12	.750	9-22-31	36.8	20	23	11	7	11	77-73.9
at Providence	02-26-02	81-65	W	30-53	.566	5-13	.385	16-18	.889	9-19-28	36.5	24	19	17	1	10	81-74.2
VIRGINIA TECH	03-02-02	83-77	W	29-62	.468	5-18	.278	20-24	.833	12-20-32	36.3	15	20	11	4	8	83-74.5
vs Georgetown	03-07-02	84-76	Wot	29-77	.377	11-24	.458	15-19	.789	17-32-49	36.7	20	15	11	4	6	84-74.8
vs Pittsburgh	03-08-02	71-76	L	27-65	.415	7-20	.350	10-12	.833	17-16-33	36.6	15	16	12	3	6	71-74.7
vs Missouri	03-14-02	80-93	L	23-68	.338	6-23	.261	28-35	.800	17-22-39	36.7	29	10	11	4	3	80-74.8
Miami Hurricanes		2395		818-1902	.430	236-684	.345	523-678	.771	388-786-1174	36.7	593	525	460	190	285	2395-74.8
Opponents		2156		754-1885	.400	208-673	.309	440-652	.675	453-780-1233	38.5	609	401	554	121	236	2156-67.4

OPPONENT STATISTICS

Opponent	Date	Score	W/L	TOTAL FG-FGA	Pct	3-PTRS 3FG-FGA	Pct	FT-FTA	Pct	REBOUNDS Off-Def-Tot	Avg	PF	A	TO	Blk	Stl	Pts-Avg
vs Eastern Michigan	11-18-01	93-56	W	16-50	.320	4-19	.211	20-32	.625	13-19-32	32.0	18	9	26	1	4	56-56.0
vs UAB	11-19-01	81-79	W	28-59	.475	9-21	.429	14-27	.519	13-24-37	34.5	20	15	13	1	5	79-67.5
vs Clemson	11-20-01	67-65	W	25-58	.431	5-20	.250	10-17	.588	13-28-41	36.7	19	13	18	4	5	65-66.7
LAFAYETTE	11-24-01	79-69	W	21-53	.396	11-27	.407	16-21	.762	11-28-39	37.2	23	14	24	3	6	69-67.2
FLORIDA ATLANTIC	11-26-01	74-48	W	20-71	.282	2-27	.074	6-11	.545	25-28-53	40.4	18	8	22	6	10	48-63.4
HOWARD	11-29-01	87-71	W	27-67	.403	9-29	.310	8-10	.800	11-22-33	39.2	16	13	10	2	4	71-64.7
FLORIDA INTERNATIONAL	12-03-01	77-59	W	21-52	.404	6-11	.545	11-22	.500	16-19-35	38.6	16	9	16	2	5	59-63.9
at Texas A&M	12-09-01	64-55	W	20-62	.323	8-25	.320	7-9	.778	21-20-41	38.9	17	13	18	4	8	55-62.8
INDIANA	12-15-01	58-53	W	20-60	.333	1-15	.067	12-25	.480	12-31-43	39.3	23	7	18	10	13	53-61.7
FLORIDA A&M	12-18-01	90-62	W	22-54	.407	10-26	.385	8-15	.533	8-18-26	38.0	14	11	19	2	11	62-61.7
CHARLOTTE	12-22-01	64-56	W	20-62	.323	4-26	.154	12-16	.750	14-28-42	38.4	22	7	15	2	9	56-61.2
vs LSU	12-27-01	68-61	W	24-57	.421	4-18	.222	9-14	.643	14-24-38	38.3	15	9	21	3	9	61-61.2
ST. FRANCIS (PA)	12-30-01	71-48	W	16-60	.267	3-24	.125	13-17	.765	20-22-42	38.6	14	6	15	2	2	48-60.2
at Georgetown	01-02-02	79-71	W	25-60	.417	5-19	.263	16-20	.800	12-24-36	38.4	20	14	16	6	9	71-60.9
at Connecticut	01-05-02	75-76	L	29-57	.509	4-14	.286	14-21	.667	11-30-41	38.6	20	15	21	6	8	76-61.9
at St. John's	01-08-02	60-71	L	22-55	.400	4-15	.267	23-36	.639	13-31-44	38.9	23	11	18	7	9	71-62.5
at Virginia Tech	01-12-02	77-68	W	25-63	.397	7-24	.292	11-16	.688	21-19-40	39.0	18	13	15	7	8	68-62.8
PITTSBURGH	01-15-02	76-69	Wot	23-50	.460	8-22	.364	15-18	.833	9-29-38	38.9	21	16	24	5	4	69-63.2
PROVIDENCE	01-19-02	102-96	Wot	36-73	.493	14-31	.452	10-14	.714	18-14-32	38.6	22	17	14	2	9	96-64.9
VILLANOVA	01-24-02	76-58	W	24-71	.338	4-23	.174	6-12	.500	22-26-48	39.0	24	9	26	2	11	58-64.6
BOSTON COLLEGE	01-29-02	65-70	L	25-61	.410	6-25	.240	14-20	.700	12-27-39	39.0	20	11	11	2	8	70-64.8
CONNECTICUT	02-02-02	68-66	W	27-63	.429	3-11	.273	9-14	.643	17-22-39	39.0	18	11	14	5	7	66-64.9
at Villanova	02-05-02	65-56	W	19-46	.413	6-19	.316	12-17	.706	4-18-22	38.3	17	11	16	2	7	56-64.5
at Boston College	02-10-02	63-76	L	21-55	.382	7-19	.368	27-34	.794	16-29-45	38.6	18	13	15	5	5	76-65.0
ST. JOHN'S	02-13-02	79-56	W	17-57	.298	4-12	.333	18-27	.667	16-23-39	38.6	22	6	19	2	7	56-64.6
at Rutgers	02-17-02	61-64	L	21-61	.344	12-27	.444	10-18	.556	18-23-41	38.7	18	16	20	4	11	64-64.6
NOTRE DAME	02-23-02	77-90	L	30-61	.492	10-23	.435	20-25	.800	12-32-44	38.9	13	23	15	4	6	90-65.5
at Providence	02-26-02	81-65	W	20-45	.444	6-16	.375	19-31	.613	10-14-24	38.4	16	13	18	1	11	65-65.5
VIRGINIA TECH	03-02-02	83-77	W	28-57	.491	11-23	.478	10-11	.909	9-24-33	38.2	24	15	18	5	5	77-65.9
vs Georgetown	03-07-02	84-76	Wot	27-69	.391	8-28	.286	14-23	.609	14-31-45	38.4	21	15	15	8	8	76-66.2
vs Pittsburgh	03-08-02	71-76	L	29-55	.527	6-17	.353	12-16	.750	11-22-33	38.2	15	21	12	4	5	76-66.5
vs Missouri	03-14-02	80-93	L	26-61	.426	7-17	.412	34-43	.791	17-31-48	38.5	24	17	12	2	7	93-67.4
Opponents		2156		754-1885	.400	208-673	.309	440-652	.675	453-780-1233	38.5	609	401	554	121	236	2156-67.4
Miami Hurricanes		2395		818-1902	.430	236-684	.345	523-678	.771	388-786-1174	36.7	593	525	460	190	285	2395-74.8

2001-02 Points-Rebounds-Assists

Opponent	Date	Score	W/L	01 SIMMONS	02 WATSON	04 BARNES	05 SALMONS	10 OKPALOBI	11 SCHLIE	12 BERUMEN	13 COELHO	14 DJAHUE
vs Eastern Michigan	11-18-01	93-56	W	1-0-2	8-1-1	13-2-4	15-4-6	0-2-2	1-0-0	3-4-2	0-2-0	3-6-0
vs UAB	11-19-01	81-79	W	0-1-4	0-1-0	19-4-1	20-5-6	DNP	DNP	2-2-0	DNP	0-0-1
vs Clemson	11-20-01	67-65	W	3-1-0	4-0-0	13-6-4	18-10-4	DNP	DNP	2-1-0	DNP	4-0-0
LAFAYETTE	11-24-01	79-69	W	11-2-1	0-0-1	12-1-3	8-5-3	0-0-0	0-1-0	4-4-0	3-1-2	2-1-0
FLORIDA ATLANTIC	11-26-01	74-48	W	13-3-1	0-0-2	10-2-2	9-12-3	0-1-0	0-0-1	6-6-0	0-0-1	4-3-1
HOWARD	11-29-01	87-71	W	2-4-4	0-0-0	13-5-5	19-8-6	0-0-0	2-1-0	5-3-1	DNP	4-2-1
FLORIDA INTERNATIONAL	12-03-01	77-59	W	2-1-2	DNP	11-1-1	7-3-6	0-0-0	0-0-0	10-3-2	0-0-0	3-2-0
at Texas A&M	12-09-01	64-55	W	0-1-4	0-0-0	13-2-2	4-3-5	DNP	DNP	2-2-0	DNP	0-1-0
INDIANA	12-15-01	58-53	W	0-7-2	DNP	8-6-0	12-7-4	DNP	DNP	8-3-0	DNP	1-5-0
FLORIDA A&M	12-18-01	90-62	W	1-3-3	12-1-3	12-0-1	6-7-10	0-0-1	DNP	4-4-2	5-0-0	2-2-2
CHARLOTTE	12-22-01	64-56	W	3-0-1	0-0-0	8-4-1	15-9-10	DNP	DNP	7-3-0	0-0-0	0-0-0
vs LSU	12-27-01	68-61	W	4-2-3	0-0-0	13-1-2	19-3-5	DNP	DNP	0-1-1	2-0-0	0-0-0
ST. FRANCIS (PA)	12-30-01	71-48	W	0-4-4	0-1-1	12-1-2	21-5-4	DNP	0-0-1	4-0-2	0-0-0	0-2-0
at Georgetown	01-02-02	79-71	W	3-2-1	0-1-0	15-1-2	11-9-5	DNP	DNP	4-4-2	DNP	0-0-0
at Connecticut	01-05-02	75-76	L	4-3-5	DNP	4-0-2	17-3-5	DNP	DNP	1-2-1	DNP	DNP
at St. John's	01-08-02	60-71	L	0-2-4	0-0-0	16-3-1	9-8-5	DNP	DNP	0-2-1	DNP	8-4-0
at Virginia Tech	01-12-02	77-68	W	2-0-5	0-0-0	18-4-1	6-5-6	DNP	DNP	0-0-0	0-0-0	0-2-0
PITTSBURGH	01-15-02	76-69	WOT	2-0-2	0-0-0	11-2-3	25-8-6	DNP	DNP	0-1-0	DNP	0-0-0
PROVIDENCE	01-19-02	102-96	WOT	2-2-2	DNP	4-3-6	23-3-7	DNP	DNP	2-1-1	0-1-0	0-0-0
VILLANOVA	01-24-02	76-58	W	0-1-2	0-0-0	14-4-3	15-6-5	0-0-0	0-0-0	0-0-0	0-0-1	4-1-0
BOSTON COLLEGE	01-29-02	65-70	L	5-2-1	0-0-0	3-1-0	9-5-5	DNP	DNP	4-2-1	DNP	0-2-0
CONNECTICUT	02-02-02	68-66	W	4-0-2	DNP	6-5-2	20-5-3	DNP	DNP	0-2-1	DNP	8-3-0
at Villanova	02-05-02	65-56	W	2-3-0	DNP	13-2-3	13-4-6	DNP	DNP	0-0-0	DNP	0-2-0
at Boston College	02-10-02	63-76	L	0-0-1	0-0-2	16-4-0	16-5-3	DNP	DNP	0-0-0	0-0-0	2-0-0
ST. JOHN'S	02-13-02	79-56	W	0-4-1	0-0-1	13-2-2	16-6-11	DNP	6-0-0	0-2-0	0-0-1	2-1-0
at Rutgers	02-17-02	61-64	L	4-1-2	DNP	5-1-1	14-6-7	DNP	DNP	DNP	0-0-1	4-6-0
NOTRE DAME	02-23-02	77-90	L	0-2-3	0-0-0	13-4-3	3-11-13	DNP	DNP	6-1-1	0-0-0	1-1-0
at Providence	02-26-02	81-65	W	4-3-1	DNP	12-2-6	6-2-7	DNP	DNP	2-1-0	3-0-0	DNP
VIRGINIA TECH	03-02-02	83-77	W	0-0-3	0-0-0	13-6-1	11-4-10	DNP	5-0-1	0-0-1	DNP	0-2-0
vs Georgetown	03-07-02	84-76	WOT	0-0-0	DNP	27-7-1	6-11-10	DNP	DNP	10-4-0	0-0-0	0-1-0
vs Pittsburgh	03-08-02	71-76	L	0-0-2	0-0-0	20-2-5	10-4-5	DNP	DNP	2-3-0	DNP	0-1-0
vs Missouri	03-14-02	80-93	L	0-0-0	3-2-2	13-2-0	16-5-4	DNP	DNP	1-1-0	0-0-0	0-1-1

Opponent	Date	Score	W/L	20 MARAKOVITS	21 RICE	25 TYLER	33 JONES	34 FRISBY
vs Eastern Michigan	11-18-01	93-56	W	0-0-0	21-9-2	9-3-0	17-5-1	2-5-0
vs UAB	11-19-01	81-79	W	DNP	23-7-1	7-4-2	10-4-1	0-3-0
vs Clemson	11-20-01	67-65	W	DNP	3-8-0	10-4-0	9-5-2	1-1-0
LAFAYETTE	11-24-01	79-69	W	0-1-0	20-6-1	7-2-1	10-4-2	2-4-0
FLORIDA ATLANTIC	11-26-01	74-48	W	3-1-0	14-9-2	0-3-0	15-15-4	0-2-0
HOWARD	11-29-01	87-71	W	DNP	11-7-6	17-6-3	14-7-0	DNP
FLORIDA INTERNATIONAL	12-03-01	77-59	W	0-0-0	8-8-3	18-4-3	18-8-2	0-0-1
at Texas A&M	12-09-01	64-55	W	DNP	15-5-3	12-9-1	18-9-1	DNP
INDIANA	12-15-01	58-53	W	DNP	4-2-1	12-5-0	13-13-0	0-0-0
FLORIDA A&M	12-18-01	90-62	W	2-2-1	24-5-1	10-2-1	9-9-1	3-1-0
CHARLOTTE	12-22-01	64-56	W	DNP	13-7-0	10-5-0	8-8-2	0-0-0
vs LSU	12-27-01	68-61	W	DNP	8-2-1	8-7-1	14-7-2	DNP
ST. FRANCIS (PA)	12-30-01	71-48	W	DNP	8-7-3	10-6-1	11-7-3	5-2-0
at Georgetown	01-02-02	79-71	W	DNP	10-9-4	12-5-3	22-2-2	2-1-0
at Connecticut	01-05-02	75-76	L	DNP	22-6-0	11-8-0	16-3-2	DNP
at St. John's	01-08-02	60-71	L	DNP	13-4-0	7-8-0	7-6-1	0-0-0
at Virginia Tech	01-12-02	77-68	W	DNP	16-4-1	20-5-2	15-2-1	0-0-0
PITTSBURGH	01-15-02	76-69	WOT	DNP	9-5-2	15-3-1	12-4-0	2-0-0
PROVIDENCE	01-19-02	102-96	WOT	DNP	32-6-2	14-7-1	23-11-5	2-1-0
VILLANOVA	01-24-02	76-58	W	0-0-0	30-10-1	8-7-2	5-3-2	0-1-1
BOSTON COLLEGE	01-29-02	65-70	L	DNP	16-5-2	9-4-1	19-12-1	0-0-1
CONNECTICUT	02-02-02	68-66	W	DNP	6-3-0	16-4-1	8-5-1	0-0-0
at Villanova	02-05-02	65-56	W	DNP	7-10-3	14-5-0	16-4-4	DNP
at Boston College	02-10-02	63-76	L	DNP	15-5-2	3-3-2	6-6-1	5-2-0
ST. JOHN'S	02-13-02	79-56	W	0-0-0	7-5-2	21-5-1	12-4-2	2-5-0
at Rutgers	02-17-02	61-64	L	DNP	21-6-1	4-5-1	7-7-0	2-0-0
NOTRE DAME	02-23-02	77-90	L	DNP	23-4-2	8-2-1	21-6-0	2-0-0
at Providence	02-26-02	81-65	W	DNP	30-10-3	9-3-0	15-6-2	0-0-0
VIRGINIA TECH	03-02-02	83-77	W	DNP	14-4-0	24-8-3	13-5-1	3-1-0
vs Georgetown	03-07-02	84-76	WOT	DNP	18-6-1	10-9-2	7-6-1	6-2-0
vs Pittsburgh	03-08-02	71-76	L	DNP	0-1-2	30-9-2	9-5-0	0-0-0
vs Missouri	03-14-02	80-93	L	DNP	17-5-2	17-7-0	11-5-1	2-7-0

2001-02 Game-by-Game Highs

Opponent	Date	Score	W/L	POINTS	REBOUNDS	ASSISTS	STEALS	BLOCKEDSHOTS
vs Eastern Michigan	11-18-01	93-56	W	21-RICE, Darius	9-RICE, Darius	6-SALMONS,John	3-SALMONS,John	3-JONES,James
vs UAB	11-19-01	81-79	W	23-RICE, Darius	7-RICE, Darius	6-SALMONS,John	3-SALMONS,John	3-JONES,James
vs Clemson	11-20-01	67-65	W	18-SALMONS,John	10-SALMONS,John	4-BARNES,Marcus	3-JONES,James	2-TYLER,Elton
LAFAYETTE	11-24-01	79-69	W	20-RICE, Darius	6-RICE, Darius	4-SALMONS,John 3-BARNES,Marcus 3-SALMONS,John	5-JONES,James	2-TYLER,Elton
FLORIDA ATLANTIC	11-26-01	74-48	W	15-JONES,James	15-JONES,James	4-JONES,James	4-SALMONS,John	3-JONES,James
HOWARD	11-29-01	87-71	W	19-SALMONS,John	8-SALMONS,John	6-RICE, Darius 6-SALMONS,John	2-SALMONS,John 2-SIMMONS,Michael	4-RICE, Darius
FLORIDA INTERNATIONAL	12-03-01	77-59	W	18-TYLER,Elton 18-JONES,James	8-JONES,James 8-RICE, Darius	6-SALMONS,John	4-TYLER,Elton	8-JONES,James
at Texas A&M	12-9-01	64-55	W	18-JONES,James	9-TYLER,Elton 9-JONES,James	5-SALMONS,John	3-BARNES,Marcus	3-JONES,James
INDIANA	12-15-01	58-53	W	13-JONES,James	13-JONES,James	4-SALMONS,John	3-TYLER,Elton	5-JONES,James
FLORIDA A&M	12-18-01	90-62	W	24-RICE, Darius	9-JONES,James	10-SALMONS,John	4-SALMONS,John	4-SALMONS,John
CHARLOTTE	12-22-01	64-56	W	15-SALMONS,John	9-SALMONS,John	10-SALMONS,John	3-SALMONS,John	3-RICE, Darius
vs LSU	12-27-01	68-61	W	19-SALMONS,John	7-TYLER,Elton 7-JONES,James	5-SALMONS,John	3-TYLER,Elton 3-SIMMONS,Michael 3-SALMONS,John	4-TYLER,Elton 4-JONES,James
ST. FRANCIS (PA)	12-30-01	71-48	W	21-SALMONS,John	7-JONES,James 7-RICE, Darius	4-SALMONS,John 4-SIMMONS,Michael	2-SIMMONS,Michael	4-TYLER,Elton
at Georgetown	01-02-02	79-71	W	22-JONES,James	9-SALMONS,John 9-RICE, Darius	5-SALMONS,John	4-SALMONS,John	2-JONES,James
at Connecticut	01-05-02	75-76	L	22-RICE, Darius	8-TYLER,Elton	5-SIMMONS,Michael 5-SALMONS,John	3-JONES,James	5-JONES,James
at St. John's	01-08-02	60-71	L	16-BARNES,Marcus	8-SALMONS,John 8-TYLER,Elton	5-SALMONS,John	3-BARNES,Marcus	2-JONES,James
at Virginia Tech	01-12-02	77-68	W	20-TYLER,Elton	5-TYLER,Elton 5-SALMONS,John	6-SALMONS,John	3-SIMMONS,Michael	3-TYLER,Elton
PITTSBURGH	01-15-02	76-69	WOT	25-SALMONS,John	8-SALMONS,John	6-SALMONS,John	3-JONES,James 3-BARNES,Marcus	4-JONES,James
PROVIDENCE	01-19-02	102-96	WOT	32-RICE, Darius	11-JONES,James	7-SALMONS,John	6-RICE, Darius	2-JONES,James 2-TYLER,Elton
VILLANOVA	01-24-02	76-58	W	30-RICE, Darius	10-RICE, Darius	5-SALMONS,John	4-BARNES,Marcus	2-TYLER,Elton 2-SALMONS,John
BOSTON COLLEGE	01-29-02	65-70	L	19-JONES,James	12-JONES,James	5-SALMONS,John	4-SALMONS,John	2-JONES,James 2-RICE, Darius 2-SALMONS,John
CONNECTICUT	02-02-02	68-66	W	20-SALMONS,John	5-JONES,James 5-BARNES,Marcus 5-SALMONS,John	3-SALMONS,John	4-BERUMEN,Rafael	6-JONES,James
at Villanova	02-05-02	65-56	W	16-JONES,James	10-RICE, Darius	6-SALMONS,John	4-BARNES,Marcus	1-JONES,James 1-TYLER,Elton
at Boston College	02-10-02	63-76	L	16-BARNES,Marcus 16-SALMONS,John	6-JONES,James	3-SALMONS,John	3-RICE, Darius	2-JONES,James
ST. JOHN'S	02-13-02	79-56	W	21-TYLER,Elton	6-SALMONS,John	11-SALMONS,John	4-JONES,James 4-BARNES,Marcus	5-TYLER,Elton
at Rutgers	02-17-02	61-64	L	21-RICE, Darius	7-JONES,James	7-SALMONS,John	2-SIMMONS,Michael 2-JONES,James	2-SALMONS,John 2-TYLER,Elton
NOTRE DAME	02-23-02	77-90	L	23-RICE, Darius	11-SALMONS,John	13-SALMONS,John	3-RICE, Darius	2-JONES,James
At Providence	02-26-02	81-65	W	30-RICE, Darius	10-RICE, Darius	7-SALMONS,John	3-SIMMONS,Michael	1-JONES,James
VIRGINIA TECH	03-02-02	83-77	W	24-TYLER,Elton	8-TYLER,Elton	10-SALMONS,John	3-BARNES,Marcus	1-RICE, Darius 1-JONES,James 1-TYLER,Elton 1-DJAHUE,Rodrigue
vs Georgetown	03-07-02	84-76	WOT	27-BARNES,Marcus	11-SALMONS,John	10-SALMONS,John	3-SALMONS,John	3-JONES,James
vs Pittsburgh	03-08-02	71-76	L	30-TYLER,Elton	9-TYLER,Elton	5-BARNES,Marcus 5-SALMONS,John	3-RICE, Darius	2-TYLER,Elton
vs Missouri	03-14-02	80-93	L	17-RICE, Darius 17-TYLER,Elton	7-FRISBY,William 7-TYLER,Elton	4-SALMONS,John	2-WATSON,Kahleaf	1-FRISBY,Will. 1-TYLER,Elton 1-JONES,James 1-RICE, Darius

2001-02 Superlatives

Miami - INDIVIDUAL GAME HIGHS

POINTS	32	RICE, Darius vs Providence (01-19-02)
FIELD GOALS MADE	13	RICE, Darius vs Providence (01-19-02)
FIELD GOAL ATT	18	BARNES, Marcus vs Georgetown (03-07-02)
	18	SALMONS, John vs Pittsburgh (01-15-02)
FG PCT (min 5 made)	.833 (5-6)	TYLER, Elton vs Indiana (12-15-01)
3 PT FG MADE	6	BARNES, Marcus vs Georgetown (03-07-02)
	6	RICE, Darius vs Notre Dame (02-23-02)
	6	RICE, Darius vs Providence (01-19-02)
	6	RICE, Darius vs Florida A&M (12-18-01)
3 PT FG ATTEMPTS	12	RICE, Darius vs Notre Dame (02-23-02)
	12	BARNES, Marcus vs UAB (11-19-01)
3-PT FG PCT (min 2 made)	1.000 (2-2)	SCHLIE, Jerry vs St. John's (02-13-02)
	1.000 (2-2)	SALMONS, John vs LSU (12-27-01)
	1.000 (2-2)	JONES, James at Texas A&M (12-9-01)
FREE THROWS MADE	12	JONES, James vs Providence (01-19-02)
FREE THROW ATT	14	JONES, James vs Providence (01-19-02)
FT PCT (min 3 made)	1.000 (9-9)	RICE, Darius at Providence (02-26-02)
REBOUNDS	15	JONES, James vs Florida Atlantic (11-26-01)
ASSISTS	13	SALMONS, John vs Notre Dame (02-23-02)
STEALS	6	RICE, Darius vs Providence (01-19-02)
BLOCKED SHOTS	8	JONES, James vs Florida International (12-03-01)
TURNOVERS	9	SALMONS, John at Rutgers (02-17-02)
MINUTES	47	JONES, James vs Pittsburgh (01-15-02)

Miami - TEAM HIGHS

POINTS	102	vs Providence (01-19-02)
FIELD GOALS MADE	35	vs Providence (01-19-02)
FIELD GOAL ATTEMPTS	85	vs Florida Atlantic (11-26-01)
FIELD GOAL PERCENTAGE	.593 (35-59)	vs Providence (01-19-02)
3 PT FIELD GOALS MADE	13	at Virginia Tech (01-12-02)
	13	vs Florida A&M (12-18-01)
3 PT FG ATTEMPTS	34	vs Notre Dame (02-23-02)
3 PT FG PERCENTAGE	.500 (13-26)	at Virginia Tech (01-12-02)
FREE THROWS MADE	28	vs Missouri (03-14-02)
FREE THROW ATTEMPTS	35	vs Missouri (03-14-02)
FREE THROW PERCENTAGE	.962 (25-26)	vs Boston College (01-29-02)
REBOUNDS	60	vs Florida Atlantic (11-26-01)
ASSISTS	26	vs Florida A&M (12-18-01)
	26	vs Howard (11-29-01)
STEALS	18	vs Lafayette (11-24-01)
BLOCKED SHOTS	12	vs Connecticut (02-02-02)
TURNOVERS	21	at Rutgers (02-17-02)
FOULS	29	vs Missouri (03-14-02)

Miami - TEAM LOWS

POINTS	58	vs Indiana (12-15-01)
FIELD GOALS MADE	17	at St. John's (01-08-02)
	17	vs Boston College (01-29-02)
FIELD GOAL ATTEMPTS	46	at Rutgers (02-17-02)
FIELD GOAL PERCENTAGE	.298 (17-57)	at St. John's (01-08-02)
	.298 (17-57)	vs Boston College (01-29-02)
3 PT FIELD GOALS MADE	0	vs Indiana (12-15-01)
3 PT FG ATTEMPTS	13	vs Indiana (12-15-01)
	13	at Providence (02-26-02)
3 PT FG PERCENTAGE	.000 (0-13)	vs Indiana (12-15-01)
FREE THROWS MADE	5	vs Florida Atlantic (11-26-01)
FREE THROW ATTEMPTS	12	vs LSU (12-27-01)
	12	vs Notre Dame (02-23-02)
	12	vs Pittsburgh (03-08-02)
FREE THROW PERCENTAGE	.333 (5-15)	vs Florida Atlantic (11-26-01)
REBOUNDS	25	vs LSU (12-27-01)
ASSISTS	7	vs Indiana (12-15-01)
STEALS	3	vs Missouri (03-14-02)
BLOCKED SHOTS	1	at Providence (02-26-02)
TURNOVERS	8	vs St. Francis (PA) (12-30-01)
FOULS	11	vs Howard (11-29-01)

Opponent - INDIVIDUAL GAME HIGHS

POINTS	32	THOMAS, Chris, Notre Dame (02-23-02)
FIELD GOALS MADE	14	GOMES, Ryan, Providence (01-19-02)
FIELD GOAL ATT	21	WILLIAMS, Kyle, Howard (11-29-01)
	21	SIDNEY, Ryan, Boston College (01-24-02)
FG PCT (min 5 made)	6-7 (.857)	DALEY, Steveroy, St. Francis, PA (12-30-01)
	6-7 (.857)	LETT, Ontario, Pittsburgh (03-08-02)
3 PT FG MADE	8	COLEMAN, Jerome, Rutgers (02-17-02)
3 PT FG ATTEMPTS	16	COLEMAN, Jerome, Rutgers (02-17-02)
3-PT FG PCT (min 2 made)	4-4 (1.000)	DAVIS, Winston, Lafayette (11-24-02)
FREE THROWS MADE	10	BELL, Troy, Boston College (02-10-02)
	10	THOMAS, Chris, Notre Dame (02-23-02)
FREE THROW ATT	13	HATTEN, Marcus, St. John's (01-08-02)
FT PCT (min 3 made)	10-10 (1.000)	BELL, Troy, Boston College (02-10-02)
	10-10 (1.000)	THOMAS, Chris, Notre Dame (02-23-02)
REBOUNDS	16	KENT, Rashod, Rutgers (2-17-02)
ASSISTS	14	KNIGHT, Brandin, Pittsburgh (03-08-02)
STEALS	5	JEFFRIES, Jared, Indiana (12-15-01)
	5	FIFE, Dane, Indiana (12-15-01)
	5	AXANI, Sean, Rutgers (02-17-02)
	5	LINEHAN, John, Providence (02-26-02)
BLOCKED SHOTS	7	LEACH, George, Indiana (12-15-01)
TURNOVERS	9	BRIGHT, Torris, LSU (12-27-01)
MINUTES	47	KNIGHT, Brandin, Pittsburgh (1-15-02)

Opponent - TEAM HIGHS

POINTS	96	vs Providence (01-19-02)
FIELD GOALS MADE	36	vs Providence (01-19-02)
FIELD GOAL ATTEMPTS	73	vs Providence (01-19-02)
FIELD GOAL PERCENTAGE	.527 (29-55)	vs Pittsburgh (03-08-02)
3 PT FIELD GOALS MADE	14	vs Providence (01-19-02)
3 PT FG ATTEMPTS	31	vs Providence (01-19-02)
3 PT FG PERCENTAGE	.545 (6-11)	vs Florida International (12-03-01)
FREE THROWS MADE	34	vs Missouri (03-14-02)
FREE THROW ATTEMPTS	43	vs Missouri (03-14-02)
FREE THROW PERCENTAGE	.909 (10-11)	vs Virginia Tech (03-02-02)
REBOUNDS	53	vs Florida Atlantic (11-26-01)
ASSISTS	23	vs Notre Dame (02-23-02)
STEALS	13	vs Indiana (12-15-01)
BLOCKED SHOTS	10	vs Indiana (12-15-01)
TURNOVERS	26	vs Villanova (01-24-02)
	26	vs Eastern Michigan (11-18-01)
FOULS	24	vs Missouri (03-14-02)
	24	vs Virginia Tech (03-02-02)
	24	vs Villanova (01-24-02)

Opponent - TEAM LOWS

POINTS	48	vs Florida Atlantic (11-26-01)
	48	vs St. Francis (PA) (12-30-01)
FIELD GOALS MADE	16	vs Eastern Michigan (11-18-01)
	16	vs St. Francis (PA) (12-30-01)
FIELD GOAL ATTEMPTS	45	at Providence (02-26-02)
FIELD GOAL PERCENTAGE	.267 (16-60)	vs St. Francis (PA) (12-30-01)
3 PT FIELD GOALS MADE	1	vs Indiana (12-15-01)
3 PT FG ATTEMPTS	11	vs Florida International (12-03-01)
	11	vs Connecticut (02-02-02)
3 PT FG PERCENTAGE	.067 (1-15)	vs Indiana (12-15-01)
FREE THROWS MADE	6	vs Florida Atlantic (11-26-01)
	6	vs Villanova (01-24-02)
FREE THROW ATTEMPTS	9	at Texas A&M (12-9-01)
FREE THROW PERCENTAGE	.480 (12-25)	vs Indiana (12-15-01)
REBOUNDS	22	at Villanova (02-05-02)
ASSISTS	6	vs St. Francis (PA) (12-30-01)
	6	vs St. John's (02-13-02)
STEALS	2	vs St. Francis (PA) (12-30-01)
BLOCKED SHOTS	1	vs Eastern Michigan (11-18-01)
	1	vs UAB (11-19-01)
	1	at Providence (02-26-02)
TURNOVERS	10	vs Howard (11-29-01)
FOULS	13	vs Notre Dame (02-23-02)

2001-02 Season Recap and Boxscores

Game 1 - MIAMI 93, EASTERN MICHIGAN 56
November 18, 2001
Health and Fitness Center, St. Thomas, VI

Sophomore forward Darius Rice recorded 21 points and nine rebounds to lead the University of Miami men's basketball team to a 93-56 win over Eastern Michigan in their opening game of the Virgin Islands Paradise Jam in St. Thomas, Virgin Islands.

Miami (1-0) will play Alabama-Birmingham (1-0) Monday at 7:45 p.m. (ET) with the winner advancing to Tuesday's championship game against either LaSalle or Clemson.

Rice, one of 30 preseason candidates for the Naismith National Player of the Year Award, scored 12 points in a decisive 24-7 run to open the second half as the Hurricanes extended their 47-29 lead at halftime to 35 points (71-36).

Miami starters outscored Eastern Michigan's 75-44. Junior forward James Jones poured in 17 points despite playing just 18 minutes because of foul trouble. Senior guard John Salmons had a strong all-around game posting 15 points, four rebounds, six assists and three steals while sophomore guard Marcus Barnes added 13 points and four assists.

The Hurricanes out-rebounded the Eagles 46-32 on the night and dominated defensively holding Eastern Michigan to just 16-50 (.320) shooting from the field and recorded 35 points off 26 EMU turnovers.

MIAMI HURRICANES (1-0)

##	Player		tot-fg fg-fga	3-pt fg-fga	ft-fta	rebounds of-de-tot	pf	tp	a	to	blk	s	min
21	RICE, Darius	f	7-10	3-4	4-4	0-9-9	0	21	2	1	0	2	23
33	JONES, James	f	5-7	4-6	3-5	3-2-5	3	17	1	1	3	0	18
25	TYLER, Elton	c	4-6	1-1	0-0	1-2-3	1	9	0	0	1	0	25
04	BARNES, Marcus	g	3-10	2-7	5-5	0-2-2	3	13	4	1	0	0	25
05	SALMONS, John	g	7-10	0-0	1-2	1-3-4	0	15	6	2	0	3	25
01	SIMMONS, Michael		0-1	0-1	1-2	0-0-0	4	1	2	2	0	0	10
02	WATSON, Kahleaf		4-4	0-0	0-0	1-0-1	4	8	1	1	0	1	6
10	OKPALOBI, Brandon		0-2	0-0	0-0	1-1-2	2	0	2	1	0	2	11
11	SCHLIE, Jerry		0-1	0-1	1-2	0-0-0	0	1	0	0	0	0	6
12	BERUMEN, Rafael		0-2	0-0	3-4	3-1-4	0	3	2	3	2	1	16
13	COELHO, Paulo		0-2	0-2	0-0	0-2-2	2	0	0	0	0	0	6
14	DJAHUE, Rodrigue		1-4	1-2	0-0	2-4-6	3	3	0	1	0	0	12
20	MARAKOVITS, Danny		0-2	0-2	0-0	0-0-0	1	0	0	1	0	0	5
34	FRISBY, William		1-5	0-1	0-0	4-1-5	4	2	0	1	0	0	12
	TEAM					2-1-3							
	Totals		32-66	11-27	18-24	18-28-46	27	93	20	15	6	9	200

TOTAL FG%	1st Half: 17-33 (51.5%)	2nd Half: 15-33 (45.5%)	Game: 48.5% DEADBALL
3-Pt. FG%	1st Half: 6-11 (54.5%)	2nd Half: 5-16 (31.3%)	Game: 40.7% REBOUNDS
F Throw %	1st Half: 7-8 (87.5%)	2nd Half: 11-16 (68.8%)	Game: 75.0% 2,1

EASTERN MICHIGAN (0-2)

##	Player		tot-fg fg-fga	3-pt fg-fga	ft-fta	rebounds of-de-tot	pf	tp	a	to	blk	s	min
03	ROSS, Michael	f	0-0	0-0	0-0	0-0-0	0	0	0	0	0	0	14
44	PRILLMAN, Ryan	f	3-8	0-0	3-5	3-2-5	1	9	0	3	1	0	30
50	PETTYJOHN, Steve	f	2-8	1-6	1-2	1-4-5	2	6	1	6	0	0	28
12	HICKS, Melvin	g	1-4	0-2	2-4	2-0-2	2	4	4	0	0	0	33
14	COTTRILL, Ricky	g	7-16	2-8	9-10	0-2-2	1	25	1	7	0	0	37
22	JACKSON, James		0-2	0-0	1-4	0-1-1	2	1	0	2	0	0	16
24	ROMANO, Ben		0-1	0-0	0-0	0-0-0	2	0	0	0	0	0	5
25	AUSTIN, Markus		3-7	1-3	2-3	0-1-1	5	9	1	2	0	1	11
34	SOMMER, Adam		0-1	0-0	1-2	0-1-1	0	1	1	2	0	0	7
45	RADNEY, Tyson		0-2	0-0	1-2	2-4-6	2	1	1	2	0	3	14
55	STENNETT, Ryan		0-1	0-0	0-0	0-2-2	0	0	0	0	0	0	5
	TEAM					5-2-7	1			2			
	Totals		16-50	4-19	20-32	13-19-32	18	56	9	26	1	4	200

TOTAL FG%	1st Half: 9-34 (37.5%)	2nd Half: 7-26 (26.9%)	Game: 32.0% DEADBALL
3-Pt. FG%	1st Half: 3-10 (30.0%)	2nd Half: 1-9 (11.1%)	Game: 21.1% REBOUNDS
F Throw %	1st Half: 8-12 (66.7%)	2nd Half: 12-20 (60.0%)	Game: 62.5% 4,1

Officials: Les Jones, John Spurts, Jerry Heater
Technical fouls: Eastern Michigan-TEAM.
Attendance: 1121

Score by Periods	1st	2nd	Total
Miami Hurricanes	47	46	93
Eastern Michigan	29	27	56

Game 2 - MIAMI 81, ALABAMA-BIRMINGHAM 79
November 19, 2001
Health and Fitness Center, St. Thomas, VI

Senior John Salmons scored 15 of his 20 points in the final 12 minutes of the second-half to lead the University of Miami (2-0) to a thrilling 81-79 victory over the University of Alabama-Birmingham (1-1) at the Virgin Islands Paradise Jam in St. Thomas, Virgin Islands.

With the victory the Hurricanes advance to Tuesday's championship game against Clemson (2-0) at 7:45 p.m. (ET). The tournament final appearance is Miami's first since the 1988-89 season when the Hurricanes knocked off Penn and Wichita State en route to the championship of the Eastern Airlines Palm Beach Classic.

Miami jumped out to a 40-33 halftime lead behind 16 points from sophomore forward Darius Rice and 11 points from sophomore guard Marcus Barnes.

Rice finished with 23 points, his second consecutive 20-point game to open the season, and a team-high seven rebounds. Barnes ended with 19 connecting on five of 12 three-point attempts.

Miami extended its lead to 13 (56-43) following two free throws from Barnes at the 12:35 mark. UAB then went on a 10-0 run to cut the lead to only three with 10:09 to play.

The Hurricanes looked to have the game in hand following a three-pointer from Rice, assisted by Salmons, to make the score 75-68 with 4:51 left. UAB would not give up and pulled to with in one (80-79) with 49 seconds on the clock.

After a free throw from Salmons made the score 81-79 with 10 seconds left, the UM defense smothered the Blazers who were unable to get a shot off before the buzzer.

ALABAMA-BIRMINGHAM (1-1)

##	Player		tot-fg fg-fga	3-pt fg-fga	ft-fta	rebounds of-de-tot	pf	tp	a	to	blk	s	min
13	RANSOM, Myron	f	7-11	1-1	1-3	2-6-8	5	16	5	2	0	1	26
54	CAMPBELL, Will	c	3-7	0-0	1-2	4-7-11	2	7	2	2	1	0	37
10	FINLEY, Morris	g	6-13	4-6	1-4	1-1-2	2	17	2	1	0	2	33
24	ARNOLD, P.J.	g	4-11	3-8	4-6	1-2-3	4	15	0	0	0	0	24
33	BUSH, Eric	g	5-8	1-2	2-4	1-7-8	2	13	5	5	0	1	39
04	COLLINS, Jeffrey		1-2	0-1	4-4	0-1-1	1	6	1	2	0	0	14
30	BATCHELOR, Eric		0-4	0-3	0-0	0-0-0	0	0	0	0	0	1	10
34	DAVIS, Cedric		1-1	0-0	1-2	0-0-0	2	3	0	0	0	0	6
42	ROBERTSON, Antonae		1-2	0-0	0-2	1-0-1	1	2	0	1	0	0	11
	TEAM					3-0-3	1						
	Totals		28-59	9-21	14-27	13-24-37	20	79	15	13	1	5	200

TOTAL FG%	1st Half: 12-29 (41.4%)	2nd Half: 16-30 (53.3%)	Game: 47.5% DEADBALL
3-Pt. FG%	1st Half: 3-9 (33.3%)	2nd Half: 6-12 (50.0%)	Game: 42.9% REBOUNDS
F Throw %	1st Half: 6-15 (40.0%)	2nd Half: 8-12 (66.7%)	Game: 51.9% 7

MIAMI HURRICANES (2-0)

##	Player		tot-fg fg-fga	3-pt fg-fga	ft-fta	rebounds of-de-tot	pf	tp	a	to	blk	s	min
21	RICE, Darius		7-11	4-7	5-6	2-5-7	3	23	1	2	0	1	33
33	JONES, James	f	2-4	0-1	6-9	0-4-4	4	10	1	2	3	1	32
25	TYLER, Elton	c	2-7	0-1	3-4	2-2-4	3	7	2	2	1	0	31
04	BARNES, Marcus	g	6-15	5-12	2-3	0-4-4	2	19	1	3	0	0	34
05	SALMONS, John	g	7-16	2-4	4-7	2-3-5	4	20	6	6	0	3	34
01	SIMMONS, Michael		0-0	0-0	0-0	0-1-1	4	0	4	0	0	1	13
02	WATSON, Kahleaf		0-0	0-0	0-0	1-0-1	1	0	0	0	0	0	2
12	BERUMEN, Rafael		1-1	0-0	0-0	1-1-2	2	2	0	0	1	0	6
14	DJAHUE, Rodrigue		0-0	0-0	0-0	0-0-0	0	0	1	0	0	0	3
34	FRISBY, William		0-1	0-0	0-1	1-2-3	1	0	0	0	0	0	12
	TEAM					1-1-2	1			1			
	Totals		25-55	11-25	20-30	10-23-33	25	81	16	16	5	6	200

TOTAL FG%	1st Half: 13-30 (43.3%)	2nd Half: 12-25 (48.0%)	Game: 45.5% DEADBALL
3-Pt. FG%	1st Half: 7-15 (46.7%)	2nd Half: 4-10 (40.0%)	Game: 44.0% REBOUNDS
F Throw %	1st Half: 7-10 (70.0%)	2nd Half: 13-20 (65.0%)	Game: 66.7% 6,1

Officials: Manny Upton-R, Tony Brown, Mark Schnur
Technical fouls: UAB-TEAM. Miami-TEAM.
Attendance: 1432

Score by Periods	1st	2nd	Total
UAB	33	46	79
Miami Hurricanes	40	41	81

2001-02 Season Recap and Boxscores

Game 3 - MIAMI 67, CLEMSON 65
November 20, 2001
Health and Fitness Center, St. Thomas, VI

Senior guard John Salmons registered 18 points and 10 rebounds to lead the University of Miami (3-0) to a thrilling 67-65 win over Clemson (2-1) in the championship game of the Virgin Islands Paradise Jam.

Salmons, who averaged 17.7 points, 6.3 rebounds, 5.3 assists and 2.7 steals during the three-game event, was picked as the tournament's MVP.

The Hurricanes (3-0) led 67-62 with 2 minutes remaining before Clemson's Chris Hobbs cut the lead to two with a three-point play with 47 seconds left.

After both teams missed chances, Clemson inbounded with 4.5 seconds to go. Hobbs missed a short shot and teammate Edward Scott missed a jumper as time ran out.

Sophomore guard Marcus Barnes added 13 points for Miami while sophomore forward Darius contributed a team-high eight rebounds. Rice was selected to the All-Tournament team.

Hobbs had 19 points and nine rebounds for the Tigers. Jamar McKnight also scored 19 for Clemson.

MIAMI HURRICANES (3-0)

##	Player		tot-fg fg-fga	3-pt fg-fga	ft-fta	rebounds of-de-tot	pf	tp	a	to	blk	s	min
21	RICE, Darius	f	1-7	0-4	1-2	1-7-8	1	3	0	1	0	0	29
33	JONES, James	f	3-11	0-3	3-5	2-3-5	2	9	2	1	1	3	33
25	TYLER, Elton	c	4-7	1-1	1-2	1-3-4	3	10	0	2	2	1	26
04	BARNES, Marcus	g	4-12	2-7	3-4	2-4-6	1	13	4	3	0	1	33
05	SALMONS, John	g	7-15	1-3	3-3	6-4-10	4	18	4	5	0	2	34
01	SIMMONS, Michael		1-2	1-2	0-0	0-1-1	3	3	0	1	0	0	13
02	WATSON, Kahleaf		2-3	0-0	0-0	0-0-0	1	4	0	0	0	0	6
12	BERUMEN, Rafael		1-2	0-0	0-0	1-0-1	2	2	0	0	0	0	9
14	DJAHUE, Rodrigue		1-2	0-0	2-2	0-0-0	1	4	0	0	0	0	11
34	FRISBY, William		0-1	0-0	1-2	0-1-1	1	1	0	1	0	0	6
	TEAM					2-0-2							
	Totals		24-62	5-20	14-20	13-25-38	19	67	10	14	3	7	200

TOTAL FG%	1st Half: 12-33 (36.4%)	2nd Half: 12-29 (41.4%)	Game: 38.7%
3-Pt. FG%	1st Half: 2-13 (15.4%)	2nd Half: 3-7 (42.9%)	Game: 25.0%
F Throw %	1st Half: 10-14 (71.4%)	2nd Half: 4-6 (66.7%)	Game: 70.0%

DEADBALL REBOUNDS 3

CLEMSON (2-1)

##	Player		tot-fg fg-fga	3-pt fg-fga	ft-fta	rebounds of-de-tot	pf	tp	a	to	blk	s	min
21	HENDERSON, Ray	f	2-4	0-0	1-2	2-7-9	3	5	0	4	2	1	25
33	McKNIGHT, Jamar	f	8-13	3-7	0-0	2-4-6	1	19	2	2	0	0	31
43	HOBBS, Chris	c	6-11	0-0	7-10	4-5-9	3	19	1	1	1	2	30
00	STOCKMAN, Tony	g	1-6	1-5	0-0	0-0-0	2	3	0	1	0	0	17
10	SCOTT, Edward	g	2-10	0-1	2-3	2-3-5	4	6	7	5	0	1	36
03	NAGYS, Tomas		4-6	0-2	0-0	1-3-4	2	8	1	2	1	0	18
05	FORD, Sharrod		0-0	0-0	0-0	0-1-1	2	0	0	1	0	0	4
14	CHRISTIE, Chey		0-3	0-2	0-2	0-1-1	2	0	0	1	0	0	12
34	HENDRIX, Jemere		0-0	0-0	0-0	0-0-0	0	0	0	0	0	0	3
35	CLIFTON, Dwon		2-5	1-3	0-0	0-1-1	0	5	2	1	0	1	24
	TEAM					2-3-5							
	Totals		25-58	5-20	10-17	13-28-41	19	65	13	18	4	5	200

TOTAL FG%	1st Half: 14-30 (46.7%)	2nd Half: 11-28 (39.3%)	Game: 43.1%
3-Pt. FG%	1st Half: 3-13 (23.1%)	2nd Half: 2-7 (28.6%)	Game: 25.0%
F Throw %	1st Half: 4-8 (50.0%)	2nd Half: 6-9 (66.7%)	Game: 58.8%

DEADBALL REBOUNDS 2

Officials: Les Jones-R, John Spears, Jerry Heater
Technical fouls: None.
Attendance: 2573

Score by Periods	1st	2nd	Total
Miami Hurricanes	36	31	67
Clemson	35	30	65

Game 4 - MIAMI 79, LAFAYETTE 69
November 24, 2001
Miami Arena, Miami, FL

Sophomore Darius Rice scored 15 of his team-high 20 points in the second half to lead the University of Miami to a 79-69 win over Lafayette at Miami Arena.

With the win the Hurricanes improve to 4-0 on the season, its best start since the 1997-98 season.

The Hurricanes took a 38-30 halftime lead, but the Leopards (1-2) cut it to one point with a 7-0 run to start the second half.

Miami then came back with a 21-1 run, led by three 3-point baskets from Rice. Rice hit 5-of-7 from long range in the second half.

Sophomore guard Marcus Barnes, who did not play in the first half after being late to practice earlier in the week, hit two three-pointers and finished with 12 points in 13 minutes.

Michael Simmons, who started in place of Barnes, scored 11 points, and James Jones added 10 for Miami. Winston Davis led Lafayette with 15 points.

LAFAYETTE (1-2)

##	Player		tot-fg fg-fga	3-pt fg-fga	ft-fta	rebounds of-de-tot	pf	tp	a	to	blk	s	min
40	FARRELL, Mike	f	3-5	1-1	4-6	1-4-5	2	11	0	3	1	0	24
30	KUBERKA, Mick	c	0-3	0-1	0-0	3-5-8	3	0	0	5	0	0	22
10	DeBERRY, Justin	g	5-14	2-7	0-0	1-3-4	3	12	5	4	0	1	23
13	BURKE, Brian	g	3-10	1-7	4-4	0-1-1	1	11	5	4	1	3	30
21	DAVIS, Winston	g	5-6	4-4	1-1	1-1-2	3	15	1	1	0	0	25
04	GRANT, Kenny		1-2	0-1	4-4	0-1-1	2	6	2	1	0	0	17
20	GUY, Reggie		1-2	0-0	2-2	0-0-0	0	4	1	1	0	0	13
24	MUGAVERO, Eric		0-1	0-1	0-0	0-2-2	0	0	0	0	0	0	3
32	SAXTON, Ben		3-8	3-5	0-0	1-3-4	0	9	0	3	0	1	17
33	DILL, Rob		0-1	0-0	0-0	0-1-1	5	0	0	1	0	0	13
44	WORTHINGTON, Rob		0-1	0-0	1-4	0-1-1	2	1	0	0	0	1	14
54	HUGHES, Jamie		0-0	0-0	0-0	1-0-1	2	0	0	0	1	0	5
	TEAM					3-6-9				1			
	Totals		21-53	11-27	16-21	11-28-39	23	69	14	24	3	6	200

TOTAL FG%	1st Half: 8-26 (30.8%)	2nd Half: 13-27 (48.1%)	Game: 39.6%
3-Pt. FG%	1st Half: 6-17 (35.3%)	2nd Half: 5-10 (50.0%)	Game: 40.7%
F Throw %	1st Half: 8-10 (80.0%)	2nd Half: 8-11 (72.7%)	Game: 76.2%

DEADBALL REBOUNDS 3

MIAMI HURRICANES (4-0)

##	Player		tot-fg fg-fga	3-pt fg-fga	ft-fta	rebounds of-de-tot	pf	tp	a	to	blk	s	min
21	RICE, Darius	f	6-16	5-9	3-5	2-4-6	2	20	1	1	0	2	33
33	JONES, James	f	2-8	0-3	6-7	1-3-4	2	10	2	0	0	5	34
25	TYLER, Elton	c	3-6	0-0	1-2	0-2-2	1	7	1	4	2	1	25
01	SIMMONS, Michael	g	3-4	0-1	5-6	0-2-2	3	11	1	1	0	2	31
05	SALMONS, John	g	2-5	1-1	3-4	1-4-5	3	8	3	0	1	3	35
02	WATSON, Kahleaf		0-0	0-0	0-0	0-0-0	2	0	1	1	0	1	7
04	BARNES, Marcus		3-5	2-3	4-6	1-0-1	2	12	3	0	0	1	31
10	OKPALOBI, Brandon		0-2	0-0	0-0	0-0-0	0	0	0	0	0	0	3
11	SCHLIE, Jerry		0-1	0-0	0-0	0-1-1	0	0	0	0	0	0	3
12	BERUMEN, Rafael		1-4	0-0	2-2	2-2-4	1	4	0	1	0	1	18
13	COELHO, Paulo		1-1	1-1	0-0	0-1-1	2	3	2	3	0	1	17
14	DJAHUE, Rodrigue		1-3	0-0	0-2	1-0-1	1	2	0	0	0	0	13
20	MARAKOVITS, Danny		0-2	0-1	0-0	0-1-1	0	0	0	0	0	0	10
34	FRISBY, William		1-3	0-0	0-0	3-1-4	1	2	0	3	0	0	9
	TEAM					3-2-5							
	Totals		23-60	9-19	24-34	14-23-37	20	79	14	14	3	18	200

TOTAL FG%	1st Half: 11-27 (40.7%)	2nd Half: 12-33 (36.4%)	Game: 38.3%
3-Pt. FG%	1st Half: 1-6 (16.7%)	2nd Half: 8-13 (61.5%)	Game: 47.4%
F Throw %	1st Half: 15-20 (75.0%)	2nd Half: 9-14 (64.3%)	Game: 70.6%

DEADBALL REBOUNDS 5

Officials: David Day-R, Patrick Driscoll, Fran Connolly
Technical fouls: None
Attendance: 1958

Score by Periods	1st	2nd	Total
Lafayette	30	39	69
Miami Hurricanes	38	41	79

2001-02 Season Recap and Boxscores

Game 5 - MIAMI 74, FLORIDA ATLANTIC 48
November 26, 2001
Miami Arena, Miami, FL

Junior forward James Jones recorded 15 points and 15 rebounds to lead the University of Miami (5-0) to a 74-48 win over Florida Atlantic (1-2) at Miami Arena.

Miami, which improves to 15-0 all-time against the Owls, received 14 points from sophomore Darius Rice and a career-high 13 points from junior guard Michael Simmons. Marcus Barnes added 10 points for the Hurricanes.

Robert Williams led Florida Atlantic with 10 points.

Miami has won 25 straight games against Florida schools.

Miami fell behind 7-0 to start the game but grabbed the lead for good, 17-16, on a fast-break dunk by John Salmons. Salmons posted nine points, 12 rebounds, three assists and four steals.

The Hurricanes closed the first half with a 12-2 run and led 38-25 at the break. Rice led Miami during the run, connecting on two 3-point baskets, and scoring eight points in the stretch.

Miami's defense held the Owls to just 20-71 (.282) shooting from the field including 2-27 (.074) from three-point range. UM, which entered the game averaging 25.3 points per game off turnovers, scored 26 points off 22 FAU turnovers.

FLORIDA ATLANTIC (1-2)

##	Player		tot-fg fg-fga	3-pt fg-fga	ft-fta	rebounds of-de-tot	pf	tp	a	to	blk	s	min
01	BROWN, Raheim	f	5-10	0-0	1-4	5-10-15	2	11	1	4	3	2	30
04	DINGLE, Daryl	c	2-4	0-1	1-2	1-4-5	1	5	0	1	0	2	26
12	SLATER, Anthony	g	2-5	1-1	2-2	1-0-1	3	7	4	3	0	4	27
23	GARNER, Andre	g	1-12	0-5	0-0	0-2-2	2	2	1	3	0	2	19
25	COWANS, Jeff	g	2-16	1-10	0-0	2-2-4	3	5	1	5	0	0	29
00	NEUMANN, Nick		0-1	0-0	0-0	0-1-1	1	0	0	0	0	0	4
02	WILLIAMS, Robert		4-4	0-0	2-3	4-2-6	4	10	0	0	1	0	15
03	HEADLEY, Avery		0-0	0-0	0-0	0-1-1	0	0	0	0	0	0	2
05	CRUMBLEY, Earnest		2-10	0-6	0-0	0-1-1	0	4	1	1	0	0	14
15	STEVENS, Antoine		2-3	0-0	0-0	2-0-2	2	4	0	4	1	0	22
21	SMART, John		0-0	0-0	0-0	0-0-0	0	0	0	0	0	0	3
24	DOWNING, Pierre		0-2	0-0	0-0	1-1-2	0	0	0	0	1	0	2
33	HAMILTON, Jeff		0-4	0-4	0-0	1-1-2	0	0	0	1	0	0	7
	TEAM					8-3-11							
	Totals		20-71	2-27	6-11	25-28-53	18	48	8	22	6	10	200

TOTAL FG%	1st Half: 11-36 (30.6%)	2nd Half: 9-35 (25.7%)	Game: 28.2%
3-Pt. FG%	1st Half: 2-14 (14.3%)	2nd Half: 0-13 (0.0%)	Game: 7.4%
F Throw %	1st Half: 1-2 (50.0%)	2nd Half: 5-9 (55.6%)	Game: 54.5%

DEADBALL REBOUNDS 2

MIAMI HURRICANES (5-0)

##	Player		tot-fg fg-fga	3-pt fg-fga	ft-fta	rebounds of-de-tot	pf	tp	a	to	blk	s	min
21	RICE, Darius	f	5-14	2-4	2-2	5-4-9	0	14	2	3	1	2	27
33	JONES, James	f	6-15	1-2	2-3	9-6-15	0	15	4	2	3	1	25
25	TYLER, Elton	c	0-4	0-1	0-0	1-2-3	1	0	0	1	1	0	20
04	BARNES, Marcus	g	5-15	0-5	0-0	1-1-2	0	10	2	0	0	3	23
05	SALMONS, John	g	4-13	0-2	1-3	5-7-12	2	9	3	2	1	4	25
01	SIMMONS, Michael		5-9	3-4	0-0	2-1-3	1	13	1	3	0	2	23
02	WATSON, Kahleaf		0-0	0-0	0-2	0-0-0	0	0	2	1	0	0	8
10	OKPALOBI, Brandon		0-2	0-0	0-0	1-0-1	0	0	0	0	0	0	9
11	SCHLIE, Jerry		0-1	0-1	0-0	0-0-0	1	0	1	0	0	0	3
12	BERUMEN, Rafael		3-3	0-0	0-3	2-4-6	4	6	0	1	1	0	10
13	COELHO, Paulo		0-2	0-0	0-0	0-0-0	1	0	1	1	0	0	3
14	DJAHUE, Rodrigue		2-5	0-0	0-2	2-1-3	1	4	1	0	0	2	13
20	MARAKOVITS, Danny		1-2	1-2	0-0	0-1-1	0	3	0	0	0	0	3
34	FRISBY, William		0-0	0-0	0-0	1-1-2	2	0	0	0	1	1	8
	TEAM					2-1-3							
	Totals		31-85	7-21	5-15	31-29-60	13	74	17	14	8	15	200

TOTAL FG%	1st Half: 15-40 (37.5%)	2nd Half: 16-45 (35.6%)	Game: 36.5%
3-Pt. FG%	1st Half: 4-14 (28.6%)	2nd Half: 3-7 (42.9%)	Game: 33.3%
F Throw %	1st Half: 4-4 (100%)	2nd Half: 1-11 (9.1%)	Game: 33.3%

DEADBALL REBOUNDS 5

Officials: Jim Haney-R, Jeff Clark, Tony Greene
Technical fouls: None
Attendance: 1385

Score by Periods	1st	2nd	Total
Florida Atlantic	25	23	48
Miami Hurricanes	38	36	74

Game 6 - MIAMI 87, HOWARD 71
November 29, 2001
Miami Arena, Miami, FL

John Salmons scored 19 points and Elton Tyler added 17 to lead the University of Miami to an 87-71 win over Howard University at the Miami Arena.

With the win the Hurricanes improve to 6-0 on the season, the team's best start since 1997.

Miami, which trailed 48-45 at halftime, took the lead for good, 56-54, on a three-point basket by Darius Rice. The Hurricanes then went on a 17-7 run to build a 73-61 advantage.

Ron Williamson led Howard (2-3) with 23 points, all in the first half. Howard hit seven of eight 3-point shots in the first half but was 0-3 in the second due to the stingy defense of Salmons and sophomore Marcus Barnes.

All five Hurricane starters scored in double-figures. James Jones finished with 14 points while Barnes had 13 and Rice finished with 11. In addition, Rice recorded a career-high four blocks and matched his career-high with six assists.

Kyle Williams added 17 points for the Bison and Aki Thomas had 16 points and 11 rebounds.

HOWARD (2-3)

##	Player		tot-fg fg-fga	3-pt fg-fga	ft-fta	rebounds of-de-tot	pf	tp	a	to	blk	s	min
10	WILLIAMS, Kyle	f	8-21	1-8	0-0	1-2-3	1	17	5	1	0	0	39
33	GROVE, Mario	f	1-3	0-0	0-0	1-3-4	1	2	0	1	0	0	20
42	THOMAS, Aki	c	6-11	0-0	4-4	5-6-11	3	16	0	0	2	0	36
21	ABDULLAH, Ali	g	1-3	0-1	0-0	0-1-1	2	2	1	5	0	0	18
22	WILLIAMSON, Ron	g	7-14	7-11	2-2	1-1-2	2	23	1	1	0	2	36
11	GOODRICH, Gil		2-10	1-8	1-2	0-3-3	0	6	4	0	0	1	20
12	STOKES, Jonathan		0-0	0-0	0-0	0-1-1	1	0	1	0	0	0	1
25	JACKSON, Hekima		0-0	0-0	0-0	0-0-0	0	0	0	0	0	0	1
32	KENNEDY, Darren		1-3	0-0	0-0	1-1-2	2	2	1	1	0	1	13
34	RADFORD, Shawn		0-1	0-1	0-0	0-0-0	0	0	0	0	0	0	2
44	ALUKO, Seye		1-1	0-0	1-2	0-1-1	4	3	0	1	0	0	13
51	MILLER, Ron		0-0	0-0	0-0	1-1-2	0	0	0	0	0	0	1
	TEAM					1-2-3							
	Totals		27-67	9-29	8-10	11-22-33	16	71	13	10	2	4	200

TOTAL FG%	1st Half: 17-32 (53.1%)	2nd Half: 10-35 (28.6%)	Game: 40.3%
3-Pt. FG%	1st Half: 8-15 (53.3%)	2nd Half: 1-14 (7.1%)	Game: 31.0%
F Throw %	1st Half: 6-6 (100%)	2nd Half: 2-4 (50.0%)	Game: 80.0%

DEADBALL REBOUNDS 0

MIAMI HURRICANES (6-0)

##	Player		tot-fg fg-fga	3-pt fg-fga	ft-fta	rebounds of-de-tot	pf	tp	a	to	blk	s	min
21	RICE, Darius	f	4-10	3-6	0-0	3-4-7	0	11	6	3	4	0	33
33	JONES, James	f	6-11	2-3	0-0	1-6-7	2	14	0	1	1	0	25
25	TYLER, Elton	c	8-10	1-2	0-0	3-3-6	4	17	3	0	1	0	24
04	BARNES, Marcus	g	3-12	3-10	4-4	0-5-5	2	13	5	1	0	1	33
05	SALMONS, John	g	6-11	0-2	7-8	3-5-8	0	19	6	1	0	2	33
01	SIMMONS, Michael		1-4	0-2	0-0	1-3-4	1	2	4	1	0	2	23
02	WATSON, Kahleaf		0-0	0-0	0-0	0-0-0	0	0	0	3	0	0	6
10	OKPALOBI, Brandon		0-0	0-0	0-0	0-0-0	0	0	0	0	0	0	1
11	SCHLIE, Jerry		0-0	0-0	2-2	0-1-1	1	2	0	0	0	0	6
12	BERUMEN, Rafael		2-3	1-1	0-0	0-3-3	0	5	1	1	0	0	7
14	DJAHUE, Rodrigue		2-4	0-0	0-3	1-1-2	1	4	1	0	0	0	9
	TEAM					1-0-1							
	Totals		32-65	10-26	13-17	13-31-44	11	87	26	11	6	5	200

TOTAL FG%	1st Half: 17-35 (48.6%)	2nd Half: 15-30 (50.0%)	Game: 49.2%
3-Pt. FG%	1st Half: 5-12 (41.7%)	2nd Half: 5-14 (35.7%)	Game: 38.5%
F Throw %	1st Half: 6-8 (75.0%)	2nd Half: 7-9 (77.8%)	Game: 76.5%

DEADBALL REBOUNDS 2

Officials: Ted Valentine-R, Curtis Shaw, Bill Laubenstein
Technical fouls: None
Attendance: 1361

Score by Periods	1st	2nd	Total
Howard	48	23	71
Miami Hurricanes	45	42	87

2001-02 Season Recap and Boxscores

Game 7 - MIAMI 77, FLORIDA INTERNATIONAL 59
December 3, 2001
Miami Arena, Miami, FL

James Jones scored 18 and tied a UM record with eight blocked shots to lead the University of Miami to a 77-59 win over cross-town rival Florida International at Miami Arena.

The meeting was the first betweem UM and FIU since the 1992-93 season. Miami has now won 26 consecutive games against teams from the state of Florida.

Elton Tyler tied Jones for team-high honors with a season-high 18 points and was 6-for-8 from the field. Marcus Barnes scored 11 points and Rafael Berumen added 10 for the Hurricanes.

Miami, which led 33-30 at halftime, broke the game open with a 14-4 run to start the second half. Shooting 52 percent in the second half, the Hurricanes twice led by as much as 20 points.

Taurance Johnson had 20 points for Florida International (4-3), and Rodrigo Viegas added 18 points.

Miami's defense, led by Jones' eight blocked shots, limited Florida International to just 37 percent shooting in the second half.

FLORIDA INTERNATIONAL (4-3)

##	Player		tot-fg fg-fga	3-pt fg-fga	ft-fta	rebounds of-de-tot	pf	tp	a	to	blk	s	min
32	CARTER, Chris	f	1-5	0-0	2-2	1-2-3	2	4	0	3	0	0	26
33	VIEGAS, Rodrigo	f	7-13	3-5	1-3	0-4-4	3	18	2	2	0	1	37
52	JOHNSON, Taurance	c	6-13	3-4	5-6	6-3-9	0	20	0	4	1	1	32
01	FISHER, Fab	g	0-1	0-0	0-0	3-2-5	3	0	5	2	0	1	28
03	MORBAN, Carlos	g	1-6	0-0	0-0	1-2-3	3	2	1	2	0	1	25
04	JACKSON, Haven		1-3	0-1	2-6	2-2-4	1	4	1	1	0	1	15
11	LUBER, David		0-1	0-1	0-0	0-0-0	0	0	0	0	0	0	6
15	BONEY, John		1-3	0-0	0-0	1-0-1	1	2	0	0	0	0	8
21	SLAVTCHEV, Slavcho		0-0	0-0	0-0	0-0-0	1	0	0	1	0	0	3
23	FERNANDEZ, Carlos		1-4	0-0	1-5	1-1-2	1	3	0	1	0	0	12
31	CUENCA, Javier		1-1	0-0	0-0	1-0-1	0	2	0	0	0	0	0+
42	NOVAKOVIC, Nikola		2-2	0-0	0-0	0-0-0	1	4	0	0	1	0	8
	TEAM					3-0-3							
	Totals		21-52	6-11	11-22	16-19-35	16	59	9	16	2	5	200

TOTAL FG%	1st Half: 11-25 (44.0%)	2nd Half: 10-27 (37.0%)	Game: 40.4% DEADBALL
3-Pt. FG%	1st Half: 4-5 (80.0%)	2nd Half: 2-6 (33.3%)	Game: 54.5% REBOUNDS
F Throw %	1st Half: 4-6 (66.7%)	2nd Half: 7-16 (43.8%)	Game: 50.0% 5

MIAMI HURRICANES (7-0)

##	Player		tot-fg fg-fga	3-pt fg-fga	ft-fta	rebounds of-de-tot	pf	tp	a	to	blk	s	min
21	RICE, Darius	f	3-11	1-3	1-2	1-7-8	0	8	3	0	0	1	35
33	JONES, James	f	6-14	0-3	6-6	4-4-8	3	18	2	0	8	0	33
25	TYLER, Elton	c	6-8	1-1	5-7	2-2-4	1	18	3	4	1	4	30
04	BARNES, Marcus	g	4-7	3-6	0-0	0-1-1	1	11	1	1	0	0	34
05	SALMONS, John	g	3-8	1-3	0-0	1-2-3	4	7	6	3	0	1	26
01	SIMMONS, Michael		1-3	0-2	0-0	1-0-1	4	2	2	2	0	2	19
10	OKPALOBI, Brandon		0-0	0-0	0-0	0-0-0	0	0	0	0	0	0	0+
11	SCHLIE, Jerry		0-0	0-0	0-0	0-0-0	0	0	0	0	0	0	0+
12	BERUMEN, Rafael		5-7	0-0	0-0	1-2-3	4	10	2	0	0	0	12
13	COELHO, Paulo		0-0	0-0	0-0	0-0-0	0	0	0	0	0	0	0+
14	DJAHUE, Rodrigue		1-2	0-0	1-2	2-0-2	0	3	0	1	0	0	5
20	MARAKOVITS, Danny		0-0	0-0	0-0	0-0-0	0	0	0	0	0	0	0+
34	FRISBY, William		0-0	0-0	0-0	0-0-0	0	0	1	0	0	0	6
	TEAM					3-3-6							
	Totals		29-60	6-18	13-17	15-21-36	17	77	20	11	9	8	200

TOTAL FG%	1st Half: 14-31 45.2%	2nd Half: 15-29 51.7%	Game: 48.3% DEADBALL
3-Pt. FG%	1st Half: 2-9 22.2%	2nd Half: 4-9 44.4%	Game: 33.3% REBOUNDS
F Throw %	1st Half: 3-4 75.0%	2nd Half: 10-13 76.9%	Game: 76.5% 1

Officials: Jim Burr-R, John Clougherty, Steve Welmer
Technical fouls: None
Attendance: 3847

Score by Periods	1st	2nd	Total
Florida International	30	29	59
Miami Hurricanes	33	44	77

Game 8 - MIAMI 64, TEXAS A&M 55
December 8, 2001
Reed Arena, College Station, TX

James Jones scored 18 points and pulled down nine rebounds to lead the University of Miami to a 64-55 win over Texas A&M in College Station, TX.

With the win, Miami improves to 8-0 and is one win away from tying the school-record for consecutive wins to open a season.

Four of the five starters scored in double figures for Miami including Darius Rice (15 points), Marcus Barnes (13 points) and Elton Tyler (12 points).

Texas A&M struggled offensively. Nick Anderson scored 17 of A&M's 23 first half points, hitting 4 of 5 from 3-point range, while the rest of the team shot just 29 percent from the field.

For the game Texas A&M shot just 32.3 percent from the field and committed 18 turnovers. Miami turned the 18 A&M turnovers into 22 points.

Miami, which led 35-27 at the break, extended the lead to 13 (42-29) following a lay-up by Tyler with 17:54 to play. Texas A&M then went on a 19-0 run over the next seven minutes to take a 48-42 advantage.

The Hurricanes bounced back and regained the lead for good when Jones nailed a three-pointer to from the right corner to make the score 52-50 with 6:16 to play.

MIAMI HURRICANES (8-0)

##	Player		tot-fg fg-fga	3-pt fg-fga	ft-fta	rebounds of-de-tot	pf	tp	a	to	blk	s	min
21	RICE, Darius	f	4-12	3-6	4-4	2-3-5	0	15	3	3	1	1	35
33	JONES, James	f	6-12	2-2	4-4	4-5-9	2	18	1	2	3	0	36
25	TYLER, Elton	c	5-10	0-1	2-2	3-6-9	2	12	1	1	1	2	30
04	BARNES, Marcus	g	4-11	1-6	4-4	0-2-2	3	13	2	2	0	3	29
05	SALMONS, John	g	1-5	0-1	2-2	1-2-3	2	4	5	4	0	0	34
01	SIMMONS, Michael		0-0	0-0	0-1	0-1-1	2	0	4	2	0	2	22
02	WATSON, Kahleaf		0-1	0-0	0-0	0-0-0	1	0	0	0	0	0	3
12	BERUMEN, Rafael		1-2	0-0	0-0	1-1-2	1	2	0	0	0	1	9
14	DJAHUE, Rodrigue		0-0	0-0	0-0	1-0-1	1	0	0	0	0	0	2
	TEAM					1-2-3							
	Totals		21-53	6-16	16-17	13-22-35	14	64	16	14	5	9	200

TOTAL FG%	1st Half: 11-25 (44.0%)	2nd Half: 10-28 (35.7%)	Game: 39.6% DEADBALL
3-Pt. FG%	1st Half: 3-8 (37.5%)	2nd Half: 3-8 (37.5%)	Game: 37.5% REBOUNDS
F Throw %	1st Half: 10-10 (100%)	2nd Half: 6-7 (85.7%)	Game: 94.1% 0

TEXAS A&M (5-2)

##	Player		tot-fg fg-fga	3-pt fg-fga	ft-fta	rebounds of-de-tot	pf	tp	a	to	blk	s	min
03	KING, Jesse	f	4-10	2-4	1-2	2-4-6	3	11	1	2	0	1	31
14	RESS, Tomas	f	1-5	0-1	0-0	2-0-2	1	2	1	2	0	0	12
50	SLOCUM, Andy	c	1-7	0-0	0-0	7-0-7	1	2	0	0	0	1	16
01	GARDENER, Michael	g	0-7	0-5	0-0	1-3-4	0	0	4	7	0	1	28
05	ANDERSON, Nick	g	8-16	5-9	1-1	3-5-8	3	22	1	3	2	1	37
02	BEAN, Keith		2-4	0-0	0-0	2-3-5	5	4	1	2	2	0	22
20	BROOKHART, Brian		0-1	0-0	0-0	0-0-0	0	0	0	0	0	0	3
21	MASON, Daryl		2-6	0-1	0-0	0-1-1	2	4	1	0	0	0	21
22	LEATHERMAN, Andy		2-5	1-4	1-2	0-0-0	1	6	0	0	0	2	16
24	JACKSON, Bradley		0-0	0-0	4-4	0-2-2	0	4	3	2	0	2	12
25	SCOTT, Larry		0-1	0-1	0-0	0-0-0	1	0	1	0	0	0	2
	TEAM					4-2-6							
	Totals		20-62	8-25	7-9	21-20-41	17	55	13	18	4	8	200

TOTAL FG%	1st Half: 10-34 (29.4%)	2nd Half: 10-28 (35.7%)	Game: 32.3% DEADBALL
3-Pt. FG%	1st Half: 5-13 (38.5%)	2nd Half: 3-12 (25.0%)	Game: 32.0% REBOUNDS
F Throw %	1st Half: 2-3 (66.7%)	2nd Half: 5-6 (83.3%)	Game: 77.8% 1

Officials: Ted Valentine-R, Bob Donato, Olandis Poole
Technical fouls: None.
Attendance: 5615

Score by Periods	1st	2nd	Total
Miami Hurricanes	35	29	64
Texas A&M	27	28	55

2001-02 REVIEW

2001-02 Season Recap and Boxscores

Game 9 - MIAMI 58, No. 21 INDIANA 53
December 15, 2001
American Airlines Arena, Miami, FL

James Jones recorded his second double-double of the season with 13 points and 13 rebounds, and also registered five blocks to lead the University of Miami to a 58-53 win over No. 21 Indiana in the Orange Bowl Classic.

With the win the Hurricanes (9-0) matched the best start in school history. Following the game Jones was named Orange Bowl MVP.

Miami held Indiana to a season-low 33 percent shooting0, including 1-for-15 from 3-point range. The Hoosiers also shot themselves in the foot connecting on just 12-for-25 at the free-throw line.

Tom Coverdale scored 16 points and sophomore George Leach had a career-high 10 to lead Indiana. Elton Tyler and John Salmons each scored 12 points for the Hurricanes.

With the score tied at 31-31, the Hurricanes ran off seven consecutive points early in the second half to take their biggest lead. Darius Rice dunked on an alley-oop from Salmons with 14 minutes left to make it 36-31. Salmons was then fouled intentionally on a breakaway by Jeff Newton and made both free throws for a 38-31 lead.

With 30 seconds left, Coverdale missed a 3-point attempt that would have tied the game at 54. Barnes then made three free throws and Jones added one to clinch the win.

INDIANA (6-3)

##	Player		tot-fg fg-fga	3-pt fg-fga	ft-fta	rebounds of-de-tot	pf	tp	a	to	blk	s	min
01	JEFFRIES, Jared	f	2-7	0-1	3-7	0-4-4	4	7	0	3	0	5	29
32	HORNSBY, Kyle	f	2-7	1-5	0-0	1-1-2	3	5	0	1	0	0	22
05	LEACH, George	c	5-9	0-0	0-4	4-6-10	2	10	1	2	7	0	29
11	FIFE, Dane	g	2-8	0-2	0-1	1-2-3	5	4	1	2	1	5	31
12	PERRY, Donald	g	0-5	0-1	0-0	0-3-3	2	0	2	3	0	1	17
02	MOYE, A.J.		1-5	0-2	3-4	2-3-5	1	5	1	1	0	0	17
03	COVERDALE, Tom		5-13	0-4	6-7	0-3-3	1	16	2	3	0	2	31
43	ODLE, Jarrad		1-2	0-0	0-2	0-1-1	2	2	0	0	0	0	7
50	NEWTON, Jeff		2-4	0-0	0-0	2-4-6	3	4	0	3	2	0	17
	TEAM					2-4-6							
	Totals		20-60	1-15	12-25	12-31-43	23	53	7	18	10	13	200

TOTAL FG%	1st Half: 12-29 (41.4%)	2nd Half: 8-31 (25.8%)	Game: 33.3% DEADBALL
3-Pt. FG%	1st Half: 1-8 (12.5%)	2nd Half: 0-7 (0.0%)	Game: 6.7% REBOUNDS
F Throw %	1st Half: 3-7 (42.9%)	2nd Half: 9-18 (50.0%)	Game: 48.0% 5

MIAMI HURRICANES (9-0)

##	Player		tot-fg fg-fga	3-pt fg-fga	ft-fta	rebounds of-de-tot	pf	tp	a	to	blk	s	min
21	RICE, Darius	f	2-11	0-4	0-0	0-2-2	4	4	1	5	0	1	35
33	JONES, James	f	5-15	0-4	3-6	4-9-13	4	13	0	2	5	2	33
25	TYLER, Elton	c	5-6	0-0	2-4	1-4-5	4	12	0	3	0	3	24
04	BARNES, Marcus	g	0-9	0-5	8-9	2-4-6	0	8	0	2	0	2	29
05	SALMONS, John	g	4-7	0-0	4-5	1-6-7	3	12	4	6	2	2	36
01	SIMMONS, Michael		0-1	0-0	0-2	1-6-7	4	0	2	1	0	2	23
12	BERUMEN, Rafael		3-5	0-0	2-3	1-2-3	3	8	0	0	0	0	11
14	DJAHUE, Rodrigue		0-3	0-0	1-2	2-3-5	0	1	0	0	0	1	9
34	FRISBY, William		0-0	0-0	0-0	0-0-0	0	0	0	0	0	0	0+
	TEAM					3-0-3							
	Totals		19-57	0-13	20-31	15-36-51	22	58	7	19	7	13	200

TOTAL FG%	1st Half: 11-32 (34.4%)	2nd Half: 8-25 (32.0%)	Game: 33.3% DEADBALL
3-Pt. FG%	1st Half: 0-7 (0.0%)	2nd Half: 0-6 (0.0%)	Game: 0.0% REBOUNDS
F Throw %	1st Half: 6-8 (75.0%)	2nd Half: 14-23 (60.9%)	Game: 64.5% 3

Officials: Jim Burr, Ed Corbin, Reggie Greenwood
Technical fouls: Indiana-NEWTON, Jeff. Miami Hurricanes-BERUMEN, Rafael.
Attendance: 8949

Score by Periods	1st	2nd	Total
Indiana	28	25	53
Miami Hurricanes	28	30	58

Game 10 - MIAMI 90, FLORIDA A&M 62
December 18, 2001
Miami Arena, Miami, FL

Darius Rice scored 24 points to lead the University of Miami to a 90-62 win over Florida A&M at Miami Arena.

With the win Miami improves to 10-0 marking the best start in school history.

Rice, who was 8-14 from the field, connected on six three-point baskets. As a team, Miami had 13 treys tying for second most in school history.

Kahleaf Watson came off the bench to score 12 points for Miami. Marcus Barnes, who hit four three-pointers, also added 12 points, while Elton Tyler finished with 10.

John Salmons had a strong all-around game recording six points, seven rebounds, four blocks, four steals and 10 assists.

Florida A&M was led by Sonny Tudeme's 14 points. Dominique Jackson scored 13 points, Nicholaus Ross added 12 and Michael Griffith had 10.

The Hurricanes have now won 27 straight games against Florida schools.

FLORIDA A&M (1-8)

##	Player		tot-fg fg-fga	3-pt fg-fga	ft-fta	rebounds of-de-tot	pf	tp	a	to	blk	s	min
25	TUDEME, Sonny	f	6-9	2-3	0-0	3-7-10	1	14	1	3	0	3	34
31	HILL, Jermaine	c	1-2	0-0	0-0	0-0-0	3	2	0	0	2	1	20
02	JACKSON, Dominique	g	4-10	3-7	2-2	0-1-1	0	13	3	3	0	1	27
03	WILKINS, Demarcus	g	2-11	1-5	1-2	1-2-3	0	6	1	1	0	2	30
23	GRIFFITH, Michael	g	4-12	1-5	2-2	1-3-4	3	11	4	4	0	1	33
01	ROSS, Nicholaus		4-5	3-4	1-2	0-2-2	2	12	1	2	0	2	21
11	MILES, Jason		0-3	0-2	2-2	0-0-0	1	2	0	3	0	0	10
22	ZAMORE, Brian		0-1	0-0	0-2	1-1-2	1	0	0	0	0	0	7
32	JENKINS, Clayton		1-1	0-0	0-3	2-0-2	3	2	1	3	0	1	18
	TEAM					0-2-2							
	Totals		22-54	10-26	8-15	8-18-26	14	62	11	19	2	11	200

TOTAL FG%	1st Half: 11-30 (36.7%)	2nd Half: 11-24 (45.8%)	Game: 40.7%	DEADBALL
3-Pt. FG%	1st Half: 5-14 (35.7%)	2nd Half: 5-12 (41.7%)	Game: 38.5%	REBOUNDS
F Throw %	1st Half: 2-2 (100%)	2nd Half: 6-13 (46.2%)	Game: 53.3%	2

MIAMI HURRICANES (10-0)

##	Player		tot-fg fg-fga	3-pt fg-fga	ft-fta	rebounds of-de-tot	pf	tp	a	to	blk	s	min
21	RICE, Darius	f	8-14	6-10	2-2	2-3-5	0	24	1	2	1	1	25
33	JONES, James	f	4-9	1-3	0-0	1-8-9	3	9	1	1	2	1	25
25	TYLER, Elton	c	4-6	0-0	2-3	0-2-2	0	10	1	1	1	0	21
04	BARNES, Marcus	g	4-8	4-8	0-0	0-0-0	1	12	1	1	0	1	24
05	SALMONS, John	g	2-3	0-1	2-2	0-7-7	0	6	10	3	4	4	28
01	SIMMONS, Michael		0-3	0-2	1-2	1-2-3	2	1	3	0	0	0	15
02	WATSON, Kahleaf		4-4	1-1	3-3	1-0-1	0	12	3	2	0	1	17
10	OKPALOBI, Brandon		0-0	0-0	0-0	0-0-0	0	0	1	0	0	0	2
12	BERUMEN, Rafael		2-3	0-0	0-2	2-2-4	2	4	2	1	0	0	14
13	COELHO, Paulo		1-1	1-1	2-2	0-0-0	1	5	0	1	0	1	6
14	DJAHUE, Rodrigue		1-2	0-0	0-0	0-2-2	3	2	2	2	0	0	12
20	MARAKOVITS, Danny		1-3	0-1	0-0	1-1-2	2	2	1	0	0	1	4
34	FRISBY, William		1-1	0-0	1-1	0-1-1	0	3	0	1	0	0	7
	TEAM					0-1-1							
	Totals		32-57	13-27	13-17	8-29-37	14	90	26	15	8	10	200

TOTAL FG%	1st Half: 17-31 (54.8%)	2nd Half: 15-26 (57.7%)	Game: 56.1%	DEADBALL
3-Pt. FG%	1st Half: 9-18 (50.0%)	2nd Half: 4-9 (44.4%)	Game: 48.1%	REBOUNDS
F Throw %	1st Half: 4-5 (80.0%)	2nd Half: 9-12 7(5.0%)	Game: 76.5%	3

Officials: William Bush-R, Tony Greene, Karl Hess
Technical fouls: None
Attendance: 2121

Score by Periods	1st	2nd	Total
Florida A&M	29	33	62
Miami Hurricanes	47	43	90

2001-02 Season Recap and Boxscores

Game 11 - MIAMI 64, CHARLOTTE 56
December 22, 2001
Miami Arena, Miami, FL

John Salmons recorded 15 points, 10 assists and nine rebounds to lead the Miami Hurricanes to a 64-56 win over Charlotte at Miami Arena.

Darius Rice had 13 points for UM while Elton Tyler added 10. Eddie Basden led the 49ers with 12 points. Jobey Thomas and Cam Stephens added 10 points apiece.

The win improves Miami to 11-0 on the season while Charlotte falls to 5-5.

Salmons was one rebound shy of becoming the first player in school history to record a triple-double. He did make history becoming the first Miami player to register back-to-back games with 10 or more assists.

With 3:58 remaining, Salmons connected on a pair of free throws to become the 24th player in school-history to surpass 1,000 career points.

Charlotte had its second worst shooting performance of the season, hitting just 32 percent from the field and 4-of-26 from 3-point range.

CHARLOTTE (5-5)

##	Player		tot-fg fg-fga	3-pt fg-fga	ft-fta	rebounds of-de-tot	pf	tp	a	to	blk	s	min
01	NASH, Curtis	f	3-9	1-5	1-2	1-2-3	3	8	2	1	0	1	35
10	STEPHENS, Cam	f	4-7	0-0	2-2	0-5-5	5	10	1	3	1	0	25
03	WILLIAMS, Jermaine	c	1-3	0-0	2-3	1-6-7	3	4	0	1	0	0	25
11	BROWN, Demon	g	2-11	1-9	3-3	0-3-3	4	8	0	3	0	0	27
31	THOMAS, Jobey	g	3-12	2-9	2-2	0-2-2	1	10	3	1	0	3	34
00	JOHNSON, Kevin		1-2	0-0	0-2	2-0-2	0	2	0	0	0	0	6
02	REED, Tory		1-4	0-0	0-0	2-2-4	2	2	1	2	0	0	11
12	NIPARAVICIUS, Matas		0-4	0-3	0-0	0-2-2	1	0	0	0	1	1	18
13	BASDEN, Eddie		5-10	0-0	2-2	6-3-9	3	12	0	4	0	4	19
	TEAM					2-3-5							
	Totals		20-62	4-26	12-16	14-28-42	22	56	7	15	2	9	200

TOTAL FG%	1st Half: 7-25 (28.0%)	2nd Half: 13-37 (35.1%)	Game: 32.3%
3-Pt. FG%	1st Half: 0-8 (0.0%)	2nd Half: 4-18 (22.2%)	Game: 15.4%
F Throw %	1st Half: 9-13 (69.2%)	2nd Half: 3-3 (100%)	Game: 75.0%

DEADBALL REBOUNDS	1

MIAMI HURRICANES (11-0)

##	Player		tot-fg fg-fga	3-pt fg-fga	ft-fta	rebounds of-de-tot	pf	tp	a	to	blk	s	min
21	RICE, Darius	f	5-12	2-6	1-2	2-5-7	0	13	0	1	3	0	36
33	JONES, James	f	3-12	0-4	2-2	1-7-8	1	8	2	5	1	1	37
25	TYLER, Elton	c	3-7	0-1	4-6	2-3-5	2	10	0	0	1	0	26
01	SIMMONS, Michael	g	1-2	1-2	0-0	0-0-0	3	3	1	0	0	1	12
05	SALMONS, John	g	4-7	2-4	5-6	1-8-9	5	15	10	2	2	3	35
02	WATSON, Kahleaf		0-0	0-0	0-0	0-0-0	1	0	0	1	1	0	1
04	BARNES, Marcus		1-8	1-7	5-9	1-3-4	2	8	1	1	0	0	29
12	BERUMEN, Rafael		3-6	0-0	1-2	2-1-3	1	7	0	1	1	1	16
13	COELHO, Paulo		0-2	0-1	0-0	0-0-0	1	0	0	0	0	0	5
14	DJAHUE, Rodrigue		0-1	0-0	0-0	0-0-0	0	0	0	0	0	0	2
34	FRISBY, William		0-0	0-0	0-0	0-0-0	0	0	0	1	0	0	1
	TEAM					4-4-8				1			
	Totals		20-57	6-25	18-27	13-31-44	16	64	14	12	9	6	200

TOTAL FG%	1st Half: 12-34 (35.3%)	2nd Half: 8-23 (34.8%)	Game: 35.1%
3-Pt. FG%	1st Half: 4-18 (22.2%)	2nd Half: 2-7 (28.6%)	Game: 24.0%
F Throw %	1st Half: 2-2 (100%)	2nd Half: 16-25 (64.0%)	Game: 66.7%

DEADBALL REBOUNDS	5

Officials: Tim Higgins-R, Curtis Shaw, Donnee Gray
Technical fouls: None
Attendance: 2305

Score by Periods	1st	2nd	Total
Charlotte	23	33	56
Miami Hurricanes	30	34	64

Game 12 - No. 24 MIAMI 68, LSU 61
December 27, 2001
New Orleans Arena, New Orleans, LA

Marcus Barnes' 3-point basket from the left corner with 56 seconds remaining broke a 61-61 tie and propelled the University of Miami Hurricanes to a 68-61 win over LSU at the Sugar Bowl Basketball Classic at New Orleans Arena.

With the win the Hurricanes improve to 12-0 on the season.

The winning streak is Miami's longest since the 1964-65 season and leaves the Hurricanes one win away from completing an undefeated nonconference schedule for the first time in school history.

John Salmons had 19 points and five assists for Miami, while James Jones had 14 points and seven rebounds. Barnes finished with 13 points.

Ronald Dupree led LSU (9-3) with 18 points and eight rebounds, while Jermaine Williams had 13 points and Torris Bright added 11.

Collis Temple III, LSU's leading scorer at 17.8 points per game was held scoreless in the first half and finished with five points on 2-for-13 shooting.

MIAMI HURRICANES (12-0)

##	Player		tot-fg fg-fga	3-pt fg-fga	ft-fta	rebounds of-de-tot	pf	tp	a	to	blk	s	min
21	RICE, Darius	f	3-10	0-4	2-2	0-2-2	3	8	1	0	0	1	34
33	JONES, James	f	5-11	3-6	1-2	0-7-7	1	14	2	4	4	2	35
25	TYLER, Elton	c	3-7	0-0	2-2	1-6-7	3	8	1	3	4	3	37
04	BARNES, Marcus	g	4-7	3-5	2-2	0-1-1	3	13	2	0	0	1	28
05	SALMONS, John	g	8-11	2-2	1-2	1-2-3	2	19	5	5	0	3	36
01	SIMMONS, Michael		2-3	0-1	0-0	0-2-2	0	4	3	2	0	3	20
02	WATSON, Kahleaf		0-0	0-0	0-0	0-0-0	1	0	0	1	0	1	5
12	BERUMEN, Rafael		0-2	0-0	0-0	1-0-1	2	0	1	1	0	1	5
13	COELHO, Paulo		0-0	0-0	2-2	0-0-0	1	2	0	0	0	1	3
14	DJAHUE, Rodrigue		0-0	0-0	0-0	0-0-0	0	0	0	0	0	0	1
	TEAM					1-1-2							
	Totals		25-51	8-18	10-12	4-21-25	16	68	15	16	8	16	200

TOTAL FG%	1st Half: 16-28 (57.1%)	2nd Half: 9-23 (39.1%)	Game: 49.0%
3-Pt. FG%	1st Half: 5-10 (50.0%)	2nd Half: 3-8 (37.5%)	Game: 44.4%
F Throw %	1st Half: 5-5 (100%)	2nd Half: 5-7 (71.4%)	Game: 83.3%

DEADBALL REBOUNDS	0

LSU (9-3)

##	Player		tot-fg fg-fga	3-pt fg-fga	ft-fta	rebounds of-de-tot	pf	tp	a	to	blk	s	min
12	DUPREE, Ronald	f	8-15	1-3	1-2	1-7-8	3	18	1	3	0	2	39
21	WILLIAMS, Jermaine	f	4-5	0-0	5-7	1-2-3	2	13	1	4	1	1	32
54	BRIDGEWATER, B.	f	4-7	0-0	0-0	3-2-5	1	8	1	0	1	1	31
03	BRIGHT, Torris	g	4-11	3-8	0-0	1-4-5	2	11	5	9	0	2	33
41	TEMPLE III, Collis	g	2-13	0-5	1-1	3-3-6	2	5	1	4	0	1	36
22	WHIPPLE, Xavier		0-1	0-1	0-0	0-1-1	1	0	0	0	0	1	7
42	HUDSON, Antonio		1-3	0-1	1-2	0-2-2	1	3	0	0	0	0	12
44	DAVIS, Thomas		1-2	0-0	0-0	0-1-1	3	2	0	0	1	1	6
51	WILSON, Jason		0-0	0-0	1-2	0-0-0	0	1	0	0	0	0	4
	TEAM					5-2-7				1			
	Totals		24-57	4-18	9-14	14-24-38	15	61	9	21	3	9	200

TOTAL FG%	1st Half: 14-27 (51.9%)	2nd Half: 10-30 (33.3%)	Game: 42.1%
3-Pt. FG%	1st Half: 3-11 (27.3%)	2nd Half: 1-7 (14.3%)	Game: 22.2%
F Throw %	1st Half: 3-6 (50.0%)	2nd Half: 6-8 (75.0%)	Game: 64.3%

DEADBALL REBOUNDS	3

Officials: John Clougherty -R, Andre Pattillo), Mike Kitts
Technical fouls: None
Attendance: 8023

Score by Periods	1st	2nd	Total
Miami Hurricanes	42	26	68
LSU	34	27	61

2001-02 REVIEW

2001-02 Season Recap and Boxscores

Game 13 - No. 24 MIAMI 71, ST FRANCIS (PA) 48
December 30, 2001
Miami Arena, Miami, FL

John Salmons scored 21 points to lead the University of Miami to a 71-48 victory over St. Francis (PA). With the victory Miami improves to 13-0 and completes its first perfect non-conference schedule in school-history.

Salmons had 14 points in the first half, including five during a game-opening 14-2 run. He capped it with a 3-pointer 12:28 before halftime.

Miami led by at least nine points the rest of the way moving within one victory of its longest winning streak ever — a 14-game run during the 1946-47 season.

Marcus Barnes scored 12 points, Jones added 11 and Elton Tyler chipped in 10 for Miami. Reiner Mougnol had 13 points and 15 rebounds for the Red Flash.

ST. FRANCIS, PA (2-7)

##	Player		tot-fg fg-fga	3-pt fg-fga	ft-fta	rebounds of-de-tot	pf	tp	a	to	blk	s	min
24	MOUGNOL, Reiner	f	5-15	0-1	3-4	7-8-15	3	13	0	6	2	0	37
45	GIBSON, Rodney	f	2-8	0-4	4-5	1-1-2	2	8	1	0	0	0	29
12	SARAGBA, Guy	c	0-1	0-0	0-0	0-0-0	0	0	0	0	0	0	7
10	SWOGER, Dan	g	1-10	1-9	0-0	0-1-1	2	3	2	4	0	1	35
23	GOODSON, Joey	g	0-4	0-2	2-4	1-4-5	2	2	2	0	0	1	30
11	MARTIN, Bryan		0-0	0-0	0-0	0-0-0	0	0	0	0	0	0	4
20	BENTON, Rahsaan		1-6	1-4	2-2	0-0-0	1	5	0	2	0	0	13
22	DALEY, Steveroy		6-7	0-0	0-0	6-3-9	0	12	0	0	0	0	19
32	ULMER, Carl		0-0	0-0	0-0	0-0-0	1	0	0	0	0	0	0+
33	CLIFFORD, Shad		1-8	1-4	2-2	2-2-4	2	5	0	2	0	0	17
43	FOX, Pete		0-1	0-0	0-0	2-0-2	1	0	1	0	0	0	9
	TEAM					1-3-4				1			
	Totals		16-60	3-24	13-17	20-22-42	14	48	6	15	2	2	200

TOTAL FG%	1st Half: 7-28 (25.0%)	2nd Half: 9-32 (28.1%)	Game: 26.7%	DEADBALL
3-Pt. FG%	1st Half: 2-10 (20.0%)	2nd Half: 1-14 (7.1%)	Game: 12.5%	REBOUNDS
F Throw %	1st Half: 9-10 (90.0%)	2nd Half: 4-7 (57.1%)	Game: 76.5%	2

MIAMI HURRICANES (13-0)

##	Player		tot-fg fg-fga	3-pt fg-fga	ft-fta	rebounds of-de-tot	pf	tp	a	to	blk	s	min
21	RICE, Darius	f	3-16	2-7	0-1	3-4-7	2	8	3	2	0	0	26
33	JONES, James	f	4-8	1-4	2-2	1-6-7	1	11	3	1	2	0	28
25	TYLER, Elton	c	3-4	0-0	4-4	2-4-6	2	10	1	1	4	0	29
04	BARNES, Marcus	g	4-8	3-7	1-2	0-1-1	1	12	2	0	0	0	29
05	SALMONS, John	g	8-11	2-3	3-4	1-4-5	2	21	4	3	3	1	32
01	SIMMONS, Michael		0-0	0-0	0-0	1-3-4	1	0	4	1	0	2	16
02	WATSON, Kahleaf		0-1	0-0	0-0	1-0-1	1	0	1	0	0	1	6
11	SCHLIE, Jerry		0-0	0-0	0-0	0-0-0	0	0	1	0	0	0	7
12	BERUMEN, Rafael		2-3	0-0	0-0	0-0-0	2	4	2	0	1	0	10
13	COELHO, Paulo		0-0	0-0	0-0	0-0-0	1	0	0	0	0	0	3
14	DJAHUE, Rodrigue		0-2	0-0	0-0	1-1-2	1	0	0	0	0	0	6
34	FRISBY, William		2-3	0-0	1-2	0-2-2	2	5	0	0	0	0	8
	TEAM					0-1-1							
	Totals		26-56	8-21	11-15	10-26-36	16	71	21	8	10	4	200

TOTAL FG%	1st Half: 15-29 (51.7%)	2nd Half: 11-27 (40.7%)	Game: 46.4%	DEADBALL
3-Pt. FG%	1st Half: 5-10 (50.0%)	2nd Half: 3-11 (27.3%)	Game: 38.1%	REBOUNDS
F Throw %	1st Half: 7-9 (77.8%)	2nd Half: 4-6 (66.7%)	Game: 73.3%	2

Officials: Bernard Clinton-R, Doug Shows, Jeff Clark
Technical fouls: None
Attendance: 1241

Score by Periods	1st	2nd	Total
St. Francis (PA)	25	23	48
Miami Hurricanes	42	29	71

Game 14 - No. 21 MIAMI 79, No. 24 GEORGETOWN 71
January 2, 2002
MCI Center, Washington, DC

James Jones scored a career-high 22 points to lead No. 21 Miami to a 79-71 win over No. 24 Georgetown at the MCI Center in Washington, DC.

The Hurricanes improve to 14-0, 1-0 in the BIG EAST, and tied the UM record for consecutive victories. The Hurricanes remained one of four unbeaten teams in Division I along with Duke, Virginia and Oklahoma State.

All five Miami starters scored in double-figures. Jones was 7-of-13 from the field, including 3-of-5 from 3-point range where the Hurricanes were 10-for-26 for the game.

Marcus Barnes finished with 15 points, while Elton Tyler had 12 and John Salmons 11 points and nine rebounds for Miami. Darius Rice had 10 points and five rebounds for the Hurricanes.

Mike Sweetney scored 25 points to lead the Hoyas while Kevin Braswell added 13 points and six assists.

MIAMI HURRICANES (14-0, 1-0 BIG EAST)

##	Player		tot-fg fg-fga	3-pt fg-fga	ft-fta	rebounds of-de-tot	pf	tp	a	to	blk	s	min
21	RICE, Darius	f	4-13	2-7	0-0	1-8-9	2	10	4	1	0	0	35
33	JONES, James	f	7-13	3-5	5-5	1-1-2	3	22	2	3	2	2	36
25	TYLER, Elton	c	4-8	1-2	3-4	4-1-5	3	12	3	3	1	2	29
04	BARNES, Marcus	g	3-12	3-9	6-7	1-0-1	0	15	2	3	0	0	36
05	SALMONS, John	g	4-9	0-2	3-4	3-6-9	4	11	5	3	0	4	37
01	SIMMONS, Michael		1-1	1-1	0-0	0-2-2	1	3	1	2	0	0	14
02	WATSON, Kahleaf		0-0	0-0	0-0	0-1-1	2	0	0	1	0	0	2
12	BERUMEN, Rafael		2-4	0-0	0-1	2-2-4	2	4	2	0	0	1	7
14	DJAHUE, Rodrigue		0-0	0-0	0-0	0-0-0	1	0	0	1	0	0	2
34	FRISBY, William		1-1	0-0	0-0	1-0-1	0	2	0	0	0	0	2
	TEAM					2-3-5							
	Totals		26-61	10-26	17-21	15-24-39	18	79	19	17	3	9	200

TOTAL FG%	1st Half: 15-30 (50.0%)	2nd Half: 11-31 (35.5%)	Game: 42.6%	DEADBALL
3-Pt. FG%	1st Half: 5-11 (45.5%)	2nd Half: 5-15 (33.3%)	Game: 38.5%	REBOUNDS
F Throw %	1st Half: 2-3 (66.7%)	2nd Half: 15-18 (83.3%)	Game: 81.0%	0

GEORGETOWN (9-4, 0-1 BIG EAST)

##	Player		tot-fg fg-fga	3-pt fg-fga	ft-fta	rebounds of-de-tot	pf	tp	a	to	blk	s	min
34	SWEETNEY, Mike	f	10-15	0-0	5-7	3-4-7	3	25	0	5	1	1	38
50	WILSON, Wesley	f	1-1	0-0	4-5	0-1-1	1	6	0	1	2	1	18
32	RILEY, Gerald	c	4-11	1-4	2-2	0-4-4	5	11	2	3	0	3	31
12	BRASWELL, Kevin	g	4-10	2-5	3-4	4-3-7	0	13	6	3	1	2	37
22	BETHEL, Tony	g	4-11	2-6	2-2	1-3-4	4	12	2	1	0	2	31
02	FREEMAN, Courtland		2-6	0-0	0-0	3-7-10	5	4	3	2	2	0	27
05	HALL, Drew		0-2	0-2	0-0	0-1-1	1	0	0	1	0	0	12
13	SAMNICK, Victor		0-1	0-0	0-0	1-0-1	0	0	1	0	0	0	2
15	THOMAS, Harvey		0-3	0-2	0-0	0-0-0	1	0	0	0	0	0	4
	TEAM					0-1-1							
	Totals		25-60	5-19	16-20	12-24-36	20	71	14	16	6	9	200

TOTAL FG%	1st Half: 8-27 (29.6%)	2nd Half: 17-33 (51.5%)	Game: 41.7%	DEADBALL
3-Pt. FG%	1st Half: 2-10 (20.0%)	2nd Half: 3-9 (33.3%)	Game: 26.3%	REBOUNDS
F Throw %	1st Half: 7-10 (70.0%)	2nd Half: 9-10 (90.0%)	Game: 80.0%	3

Officials: Tim Higgins-R, Tony Greene, Ted Hillary
Technical fouls: None
Attendance: 6589

Score by Periods	1st	2nd	Total
Miami Hurricanes	37	42	79
Georgetown	25	46	71

2001-02 Season Recap and Boxscores

Game 15 - CONNECTICUT 76, No. 21 MIAMI 75
January 5, 2002
Gampel Pavilion, Storrs, CT

Johnnie Selvie made two free throws with 5.7 seconds remaining as Connecticut beat No. 21 Miami 76-75 at Gampel Pavilion in Storrs, CT, snapping the Hurricanes' 14-game winning streak.

Selvie was fouled as he tried to put back a Tony Robertson miss. It was a redemption for Selvie who, a minute earlier, threw away a pass with 1:04 left. The turnover led to a Darius Rice 3-pointer that put the Hurricanes up 75-74 with 36.5 seconds left.

Miami had one more chance to score as John Salmons took the inbounds pass, drove the lane and put up a shot that missed wide.

Caron Butler led the Huskies with 18 points.

The Huskies trailed 43-38 at the break but worked their way back by dominating the post and getting most of their starters back after a foul-filled first half.

The Huskies outrebounded the Hurricanes 41-28 and outscored Miami 40-26 in the paint. Selvie finished with 12 points and had a team-high eight boards.

The Hurricanes rallied back from three 10-point deficits in the second half.

Rice led Miami with 22 points, and Salmons added 17.

MIAMI HURRICANES (14-1, 1-1)

##	Player		tot-fg fg-fga	3-pt fg-fga	ft-fta	rebounds of-de-tot	pf	tp	a	to	blk	s	min
05	SALMONS, John	f	6-13	2-3	3-3	1-2-3	3	17	5	5	0	0	36
21	RICE, Darius	f	6-15	4-8	6-6	0-6-6	2	22	0	2	0	2	32
33	JONES, James	f	4-11	0-1	8-9	2-1-3	3	16	2	0	5	3	38
25	TYLER, Elton	c	5-12	0-2	1-2	1-7-8	2	11	0	0	1	1	36
04	BARNES, Marcus	g	2-5	0-2	0-0	0-0-0	4	4	2	2	0	2	21
01	SIMMONS, Michael		2-3	0-1	0-0	0-3-3	2	4	5	2	0	1	24
12	BERUMEN, Rafael		0-0	0-0	1-2	0-2-2	2	1	1	3	0	0	13
	TEAM					2-1-3							
	Totals		25-59	6-17	19-22	6-22-28	18	75	15	14	6	9	200

TOTAL FG%	1st Half: 13-28 (46.4%)	2nd Half: 12-31 (38.7%)	Game: 42.4%	DEADBALL
3-Pt. FG%	1st Half: 3-9 (33.3%)	2nd Half: 3-8 (37.5%)	Game: 35.3%	REBOUNDS
F Throw %	1st Half: 13-14 (92.9%)	2nd Half: 6-8 (75.0%)	Game: 86.4%	1

CONNECTICUT (8-2, 2-0)

##	Player		tot-fg fg-fga	3-pt fg-fga	ft-fta	rebounds of-de-tot	pf	tp	a	to	blk	s	min
03	BUTLER, Caron	f	7-16	1-2	3-5	1-4-5	4	18	2	7	1	3	29
44	SELVIE, Johnnie	f	5-7	0-0	2-4	3-5-8	3	12	0	3	1	1	25
50	OKAFOR, Emeka	c	1-3	0-0	2-2	0-5-5	3	4	1	1	2	1	23
12	BROWN, Taliek	g	6-8	0-1	1-2	2-4-6	1	13	4	4	0	1	33
32	ROBERTSON, Tony	g	3-7	2-3	4-4	1-2-3	3	12	2	3	0	0	29
04	GORDON, Ben		2-8	0-5	2-2	0-1-1	3	6	4	3	0	0	16
05	WISE, Chad		0-1	0-1	0-0	0-0-0	0	0	1	0	0	0	1
20	BROWN, Justin		2-2	0-0	0-2	1-3-4	2	4	0	0	2	0	17
21	HAZELTON, Scott		2-4	1-2	0-0	0-2-2	0	5	0	0	0	0	11
25	HAYES, Mike		0-0	0-0	0-0	0-1-1	1	0	1	0	0	1	5
30	TOOLES, Shamon		1-1	0-0	0-0	1-1-2	0	2	0	0	0	1	11
	TEAM					2-2-4							
	Totals		29-57	4-14	14-21	11-30-41	20	76	15	21	6	8	200

TOTAL FG%	1st Half: 15-30 (50.0%)	2nd Half: 14-27 (51.9%)	Game: 50.9%	DEADBALL
3-Pt. FG%	1st Half: 1-10 (10.0%)	2nd Half: 3-4 (75.0%)	Game: 28.6%	REBOUNDS
F Throw %	1st Half: 7-10 (70.0%)	2nd Half: 7-11 (63.6%)	Game: 66.7%	2

Officials: William Bush III-R, John Hughes, Michael Kitts
Technical fouls: None
Attendance: 10027

Score by Periods	1st	2nd	Total
Miami Hurricanes	42	33	75
Connecticut	38	38	76

Game 16 - ST. JOHN'S 71, No. 21 MIAMI 60
January 8, 2002
Alumni Hall, Jamaica, NY

Marcus Hatten recorded 25 points, nine rebounds, six assists and three steals to lead St. John's to a 71-60 win over the University of Miami at Alumni Hall.

Miami, which led 39-38 at the half, shot just 10 percent from the field in the second half, going 3-for-30. The Hurricanes made just one of their last 22 shots from the field.

Freshman Tristan Smith, St. John's reserve point guard, hit just his second 3-pointer of the season to give the Red Storm the lead for good at 49-46 with 12:23 to play.

Miami got within 49-48 on a basket down low by Elton Tyler with 11:00 to play, but that was the Hurricanes' last field goal of the game.

Anthony Glover added 11 points for St. John's, while King had 10 points and seven rebounds. Marcus Barnes led Miami with 16 points, all in the first half, while Darius Rice had 13 on 3-for-15 shooting.

MIAMI HURRICANES (14-2, 1-2)

##	Player		tot-fg fg-fga	3-pt fg-fga	ft-fta	rebounds of-de-tot	pf	tp	a	to	blk	s	min
21	RICE, Darius	f	3-15	2-9	5-6	0-4-4	3	13	0	3	0	1	34
33	JONES, James	f	1-6	0-3	5-6	1-5-6	3	7	1	5	2	2	29
25	TYLER, Elton	c	2-5	0-0	3-5	2-6-8	4	7	0	3	1	0	29
04	BARNES, Marcus	g	6-16	4-10	0-2	0-3-3	4	16	1	4	0	3	36
05	SALMONS, John	g	1-10	1-4	6-6	3-5-8	2	9	5	2	0	1	35
01	SIMMONS, Michael		0-1	0-0	0-0	0-2-2	5	0	4	0	0	1	18
02	WATSON, Kahleaf		0-0	0-0	0-0	0-0-0	1	0	0	1	0	0	5
12	BERUMEN, Rafael		0-0	0-0	0-0	0-2-2	1	0	1	0	0	0	5
14	DJAHUE, Rodrigue		4-4	0-0	0-0	3-1-4	1	8	0	1	0	0	11
34	FRISBY, William		0-0	0-0	0-0	0-0-0	0	0	0	0	0	0	1
	TEAM					3-0-3							
	Totals		17-57	7-26	19-25	12-28-40	24	60	12	19	3	8	200

TOTAL FG%	1st Half: 14-27 (51.9%)	2nd Half: 3-30 (10.0%)	Game: 29.8%	DEADBALL
3-Pt. FG%	1st Half: 7-13 (53.8%)	2nd Half: 0-13 (0.0%)	Game: 26.9%	REBOUNDS
F Throw %	1st Half: 4-4 (100%)	2nd Half: 15-21 (71.4%)	Game: 76.0%	3

ST. JOHN'S (11-3, 2-1)

##	Player		tot-fg fg-fga	3-pt fg-fga	ft-fta	rebounds of-de-tot	pf	tp	a	to	blk	s	min
22	GLOVER, Anthony	f	3-6	0-1	5-8	0-4-4	4	11	1	4	0	0	25
34	KING, Eric	f	3-6	0-0	4-6	3-4-7	4	10	0	0	1	1	19
44	DIAKITE, Mohamed	c	0-1	0-0	0-0	1-3-4	0	0	1	1	2	0	12
01	HATTEN, Marcus	g	7-19	2-8	9-13	0-9-9	1	25	6	5	1	3	37
23	SHAW, Willie	g	0-3	0-2	0-0	0-0-0	1	0	1	1	0	1	12
02	SMITH, Tristan		2-2	1-1	2-2	0-3-3	0	7	0	2	0	1	12
03	FORDHAM, Sharif		1-4	0-0	2-4	3-4-7	3	4	0	2	0	1	23
04	KEITA, Abe		2-2	0-0	0-0	4-0-4	4	4	2	0	2	1	22
15	BANGURA, Alpha		2-7	0-1	1-2	1-0-1	4	5	0	3	1	1	17
33	EMANUEL, Donald		2-5	1-2	0-1	1-2-3	2	5	0	0	0	0	21
	TEAM					0-2-2							
	Totals		22-55	4-15	23-36	13-31-44	23	71	11	18	7	9	200

TOTAL FG%	1st Half: 13-30 (43.3%)	2nd Half: 9-25 (36.0%)	Game: 40.0%	DEADBALL
3-Pt. FG%	1st Half: 2-10 (20.0%)	2nd Half: 2-5 (40.0%)	Game: 26.7%	REBOUNDS
F Throw %	1st Half: 10-13 (76.9%)	2nd Half: 13-23 (56.5%)	Game: 63.9%	5

Officials: John Clougherty-R, Bob Donato, Les Jones
Technical fouls: None
Attendance: 6008

Score by Periods	1st	2nd	Total
Miami Hurricanes	39	21	60
St. John's	38	33	71

2001-02 Season Recap and Boxscores

Game 17 - No. 21 MIAMI 77, VIRGINIA TECH 68
January 12, 2002
Cassell Coliseum, Blacksburg, VA

Elton Tyler scored a season-high 20 points to lead the University of Miami to a 77-68 victory over Virginia Tech in Blacksburg, VA. The win snapped the Hurricanes' two-game losing streak.

The Hurricanes received 18 points from Marcus Barnes and 16 from Darius Rice. Miami finished the four-game conference-opening road trip 2-2.

Rice hit two 3-pointers in the final three minutes to help Miami seal the victory.

The Hokies used an 11-7 run to get within one point with 3:50 left. But Miami went 6-for-6 from the line over the final 36 seconds and held the Hokies to one field goal over the final two minutes.

Terry Taylor led the Hokies with 17 points, but was held to just two field goals in the second-half.

Miami had trouble with the Hokies' zone defense in the first half, shooting mostly from the perimeter and getting outrebounded 19-14. Taylor's layup gave the Hokies a 23-15 lead after 10:42, but the Hurricanes clamped down on defense, double-teaming Taylor and allowing only one field goal over the final 9:18.

MIAMI HURRICANES (15-2, 2-2)

##	Player		tot-fg fg-fga	3-pt fg-fga	ft-fta	rebounds of-de-tot	pf	tp	a	to	blk	s	min
21	RICE, Darius	f	5-12	5-10	1-2	1-3-4	0	16	1	0	0	1	34
33	JONES, James	f	5-9	3-6	2-2	0-2-2	3	15	1	2	2	1	33
25	TYLER, Elton	c	6-10	0-0	8-8	2-3-5	4	20	2	2	3	0	34
04	BARNES, Marcus	g	6-13	5-10	1-1	0-4-4	1	18	1	1	0	2	34
05	SALMONS, John	g	1-3	0-0	4-4	3-2-5	2	6	6	3	0	0	23
01	SIMMONS, Michael		0-2	0-0	2-2	0-0-0	3	2	5	2	0	3	21
02	WATSON, Kahleaf		0-0	0-0	0-0	0-0-0	0	0	0	0	0	0	4
12	BERUMEN, Rafael		0-0	0-0	0-0	0-0-0	2	0	0	1	1	0	5
13	COELHO, Paulo		0-1	0-0	0-0	0-0-0	1	0	0	0	0	1	6
14	DJAHUE, Rodrigue		0-1	0-0	0-0	0-2-2	0	0	0	1	0	0	6
34	FRISBY, William		0-0	0-0	0-0	0-0-0	0	0	0	0	0	0	0+
	TEAM					4-2-6				1			
	Totals		23-51	13-26	18-19	10-18-28	16	77	16	13	6	8	200

TOTAL FG%	1st Half: 12-26 (46.2%)	2nd Half: 11-25 (44.0%)	Game: 45.1%	DEADBALL
3-Pt. FG%	1st Half: 7-14 (50.0%)	2nd Half: 6-12 (50.0%)	Game: 50.0%	REBOUNDS
F Throw %	1st Half: 3-4 (75.0%)	2nd Half: 15-15 (100%)	Game: 94.7%	0

VIRGINIA TECH (6-10, 0-4)

##	Player		tot-fg fg-fga	3-pt fg-fga	ft-fta	rebounds of-de-tot	pf	tp	a	to	blk	s	min
22	MATTHEWS, Bryant	f	3-12	1-7	0-0	2-3-5	3	7	1	1	1	1	31
33	TAYLOR, Terry	f	6-9	0-0	5-6	6-2-8	4	17	1	1	0	1	29
45	DONGO, Mibindo	c	0-0	0-0	0-0	0-1-1	0	0	0	0	0	0	3
05	CHASE, Brian	g	3-5	3-5	1-2	2-2-4	1	10	3	3	0	3	28
32	DIXON, Carlos	g	4-12	1-6	2-2	0-0-0	4	11	3	7	1	1	31
00	HAMILTON, Joe		2-8	1-2	1-2	2-2-4	2	6	1	0	0	0	17
03	BRANHAM, Eric		1-3	1-2	0-0	0-1-1	0	3	2	0	0	1	14
15	CARTER, Carlton		5-10	0-2	0-0	7-5-12	2	10	0	1	0	0	25
21	SMITH, Jon		0-2	0-0	1-2	2-1-3	1	1	1	1	4	1	14
34	THOMPKINS, Dimari		1-2	0-0	1-2	0-1-1	1	3	1	1	1	0	8
	TEAM					0-1-1							
	Totals		25-63	7-24	11-16	21-19-40	18	68	13	15	7	8	200

TOTAL FG%	1st Half: 11-27 (40.7%)	2nd Half: 14-36 (38.9%)	Game: 39.7%	DEADBALL
3-Pt. FG%	1st Half: 2-8 (25.0%)	2nd Half: 5-16 (31.3%)	Game: 29.2%	REBOUNDS
F Throw %	1st Half: 5-8 (62.5%)	2nd Half: 6-8 (75.0%)	Game: 68.8%	4

Officials: Ted Valentine, Karl Hess, Doug Shows
Technical fouls: Miami Hurricanes-BARNES, Marcus.
Attendance: 4270

Score by Periods	1st	2nd	Total
Miami Hurricanes	34	43	77
Virginia Tech	29	39	68

Game 18 - No. 21 MIAMI 76, PITTSBURGH 69 (2OT)
January 15, 2002
Miami Arena, Miami, FL

John Salmons recorded 25 points, eight rebounds and six assists to lead the University of Miami to a thrilling 76-69 double-overtime win over Providence at the Miami Arena.

Elton Tyler had 15 points for Miami while James Jones added 12 points, three steals and four blocks. Marcus Barnes pitched in with 11 points.

Reserve forward Ontario Lett scored a career-high 18 points to pace the Panthers, who lost consecutive games for the first time this season.

Miami, which won its 11th straight home game, looked to be in dire straights after Donatas Zavackas hit three straight 3-pointers in the second half to push the Panthers lead to 11-points (44-33) with 16:49 to play.

The Hurricanes stepped up their defense and used a 20-9 run to tie the score on a James Jones dunk with 1:03 to left.

With the score tied at 65-65, Miami had a chance to win the game at the end of the first overtime but Barnes missed two free throws with one second remaining.

Barnes rebounded in the second overtime nailing a three-pointer from the right corner to put UM in control, 70-66, with 3:07 on the clock. Salmons then iced the game hitting four consecutive free throwns in the final minute.

PITTSBURGH (15-3, 3-2)

##	Player		tot-fg fg-fga	3-pt fg-fga	ft-fta	rebounds of-de-tot	pf	tp	a	to	blk	s	min
04	BROWN, Jaron	f	4-8	0-0	0-0	2-5-7	4	8	1	4	0	1	38
05	ZAVACKAS,Donatas	f	4-9	3-7	5-6	3-1-4	3	16	0	3	0	0	44
55	MORRIS, Toree	c	1-2	0-0	0-0	1-2-3	1	2	0	2	1	0	15
01	PAGE, Julius	g	5-8	3-6	0-0	0-5-5	3	13	2	0	0	0	43
20	KNIGHT, Brandin	g	1-10	1-8	2-2	1-7-8	4	5	11	7	2	3	47
15	JOHNSON, Chad		3-4	1-1	0-0	1-3-4	3	7	1	4	0	0	22
21	McCARROLL, Mark		0-1	0-0	0-0	0-0-0	0	0	0	1	0	0	8
50	LETT, Ontario		5-8	0-0	8-10	0-1-1	3	18	1	3	2	0	33
	TEAM					1-5-6							
	Totals		23-50	8-22	15-18	9-29-38	21	69	16	24	5	4	250

TOTAL FG%	1st Half: 11-20 (55.0%)	2nd Half: 10-22 (45.5%)	Game: 46.0%	DEADBALL
3-Pt. FG%	1st Half: 4-9 (44.4%)	2nd Half: 4-9 (44.4%)	Game: 36.4%	REBOUNDS
F Throw %	1st Half: 10-10 (100%)	2nd Half: 0-0 (0.0%)	Game: 83.3%	2

MIAMI HURRICANES (16-2, 3-2)

##	Player		tot-fg fg-fga	3-pt fg-fga	ft-fta	rebounds of-de-tot	pf	tp	a	to	blk	s	min
21	RICE, Darius	f	4-10	0-6	1-2	1-4-5	1	9	2	1	0	0	41
33	JONES, James	f	5-10	0-1	2-2	1-3-4	4	12	0	2	4	3	47
25	TYLER, Elton	c	7-10	1-1	0-0	1-2-3	2	15	1	1	1	1	43
04	BARNES, Marcus	g	3-11	3-8	2-5	0-2-2	3	11	3	1	0	3	44
05	SALMONS, John	g	8-18	1-3	8-8	3-5-8	3	25	6	3	0	1	46
01	SIMMONS, Michael		1-1	0-0	0-0	0-0-0	1	2	2	2	0	2	14
02	WATSON, Kahleaf		0-0	0-0	0-0	0-0-0	1	0	0	0	0	0	2
12	BERUMEN, Rafael		0-3	0-0	0-0	1-0-1	1	0	0	0	0	0	5
14	DJAHUE, Rodrigue		0-0	0-0	0-0	0-0-0	0	0	0	1	0	0	3
34	FRISBY, William		1-1	0-0	0-0	0-0-0	1	2	0	0	0	0	5
	TEAM					1-3-4							
	Totals		29-64	5-19	13-17	8-19-27	17	76	14	11	5	10	250

TOTAL FG%	1st Half: 13-30 (43.3%)	2nd Half: 13-25 (52.0%)	Game: 45.3%	DEADBALL
3-Pt. FG%	1st Half: 3-7 (42.9%)	2nd Half: 1-7 (14.3%)	Game: 26.3%	REBOUNDS
F Throw %	1st Half: 0-0 (0.0%)	2nd Half: 4-5 (80.0%)	Game: 76.5%	2

Officials: Jim Burr, Ed Corbett, Bernard Clinton
Technical fouls: None
Attendance: 4929

Score by Periods	1st	2nd	OT	OT2	Total
Pittsburgh	36	24	5	4	69
Miami Hurricanes	29	31	5	11	76

2001-02 Season Recap and Boxscores

Game 19 - No. 21 MIAMI 102, PROVIDENCE 96 (OT)
January 19, 2002
Miami Arena, Miami, FL

Darius Rice scored a season-high 32 points while John Salmons and James Jones added 23 each to rally No. 24 Miami to a 102-96 overtime victory against Providence College at Miami Arena..

The Hurricanes overcame an 13-point second-half deficit tying the greatest second-half comeback in UM BIG EAST history. It also marked the second straight game in which Miami fell behind by double-figures in the second half before rallying for an overtime victory.

Providence was led by freshman Ryan Gomes who poured in 31 points.

Trailing 48-37 at the half, Miami went on a 22-8 run during the first six minutes of the second half, capped by Jones' 3-pointer, to give the Hurricanes a 59-56 lead.

Rice put Miami ahead 89-86 with a 3-pointer with 5.7 seconds left in regulation. But Abdul Mills hit a running 3-pointer at the buzzer to force overtime.

The Hurricanes outscored the Friars 7-1 to begin the extra period, with Jones' layup putting Miami ahead 95-90 with 2:48 left. Providence drew to 98-96 on John Linehan's shot from the corner with 35 seconds left. Michael Simmons hit a pair of free throws with 23 seconds left to give Miami a 100-96 lead, and the Friars were unable to score on three open looks in the closing seconds.

PROVIDENCE (10-9, 1-4)

##	Player		tot-fg fg-fga	3-pt fg-fga	ft-fta	rebounds of-de-tot	pf	tp	a	to	blk	s	min
20	ANRIN, Christopher	f	3-7	1-3	2-2	0-0-0	4	9	0	1	0	2	29
22	LAKSA, Maris	f	4-7	4-6	2-2	1-3-4	3	14	0	4	1	0	24
03	GOMES, Ryan	c	14-20	0-0	3-4	9-3-12	2	31	1	3	0	4	43
11	MILLS, Abdul	g	7-15	4-8	0-0	1-1-2	3	18	4	3	0	2	38
12	LINEHAN, John	g	5-15	3-9	2-4	3-5-8	1	15	9	1	0	1	42
13	KABBA, Sheiku		3-6	2-5	1-2	2-2-4	3	9	2	0	0	0	23
15	HAYLETTS, Kareem		0-0	0-0	0-0	0-0-0	0	0	0	0	0	0	1
21	DOUTHIT, Marcus		0-3	0-0	0-0	0-0-0	3	0	1	2	1	0	14
33	SANDERS, Rob		0-0	0-0	0-0	0-0-0	3	0	0	0	0	0	11
	TEAM					2-0-2							
	Totals		36-73	14-31	10-14	18-14-32	22	96	17	14	2	9	225

TOTAL FG%	1st Half: 19-33 (57.6%)	2nd Half: 14-31 (45.2%)	Game: 49.3% DEADBALL
3-Pt. FG%	1st Half: 6-11 (54.5%)	2nd Half: 8-17 (47.1%)	Game: 45.2% REBOUNDS
F Throw %	1st Half: 4-6 (66.7%)	2nd Half: 5-5 (100%)	Game: 71.4% 1

MIAMI HURRICANES (17-2, 4-2)

##	Player		tot-fg fg-fga	3-pt fg-fga	ft-fta	rebounds of-de-tot	pf	tp	a	to	blk	s	min
21	RICE, Darius	f	13-17	6-8	0-1	2-4-6	1	32	2	1	1	6	39
33	JONES, James	f	5-9	1-2	12-14	4-7-11	2	23	5	3	2	2	42
25	TYLER, Elton	c	6-10	0-1	2-3	3-4-7	4	14	1	2	2	0	33
04	BARNES, Marcus	g	1-7	1-5	1-2	0-3-3	2	4	6	5	0	0	37
05	SALMONS, John	g	8-13	0-2	7-8	2-1-3	1	23	7	2	0	0	40
01	SIMMONS, Michael		0-1	0-1	2-2	0-2-2	1	2	2	2	1	0	17
12	BERUMEN, Rafael		1-1	0-0	0-0	1-0-1	1	2	1	1	0	0	6
13	COELHO, Paulo		0-0	0-0	0-0	0-1-1	1	0	0	0	1	1	5
14	DJAHUE, Rodrigue		0-0	0-0	0-0	0-0-0	0	0	0	0	0	0	1
34	FRISBY, William		1-1	0-0	0-0	1-0-1	2	2	0	0	0	0	5
	TEAM					1-0-1							
	Totals		35-59	8-19	24-30	14-22-36	15	102	24	16	7	9	225

TOTAL FG%	1st Half: 14-29 (48.3%)	2nd Half: 18-25 (72.0%)	Game: 59.3% DEADBALL
3-Pt. FG%	1st Half: 5-13 (38.5%)	2nd Half: 3-5 (60.0%)	Game: 42.1% REBOUNDS
F Throw %	1st Half: 4-6 (66.7%)	2nd Half: 13-16 (81.3%)	Game: 80.0% 2

Officials: Reggie Greenwood-R, William Bush, Donnee Gray
Technical fouls: None
Attendance: 5403

Score by Periods	1st	2nd	OT	Total
Providence	48	41	7	96
Miami Hurricanes	37	52	13	102

Game 20 - No. 19 MIAMI 76, VILLANOVA 58
January 24, 2002
Miami Arena, Miami, FL

Darius Rice recorded 30 points and 10 rebounds to lead the University of Miami to a 76-58 win over Villanova at Miami Arena.

The win is the Hurricanes' fourth straight and improves their home record to 11-0 on the season. Miami has now won 13 straight home games dating back to last season.

Rice, the first Hurricane to have consecutive 30-point games since Eric Brown in 1989, was 10-of-15 from the field and had four 3-pointers.

Villanova shot just 34 percent, including 4-of-23 from 3-point range, and turned the ball over 26 times.

John Salmons had 15 points and five assists for Miami, while Marcus Barnes added 14 points and four steals. Gary Buchanan led Villanova with 15 points. Derrick Snowden had 12 points, while Sales had 10 points and 12 rebounds before fouling out in the final minute.

VILLANOVA (10-6, 3-4)

##	Player		tot-fg fg-fga	3-pt fg-fga	ft-fta	rebounds of-de-tot	pf	tp	a	to	blk	s	min
05	WRIGHT, Ricky	f	3-9	0-0	3-4	4-6-10	4	9	0	4	0	1	23
12	SULLIVAN, Andrew	f	1-3	0-0	0-0	2-1-3	3	2	3	0	1	2	23
32	SALES, Brooks	c	5-9	0-0	0-1	9-3-12	5	10	2	9	0	4	38
03	SNOWDEN, Derrick	g	6-19	0-4	0-2	1-3-4	3	12	1	6	1	4	37
22	BUCHANAN, Gary	g	5-18	3-12	2-3	0-5-5	5	15	3	3	0	0	33
01	BLOCH, Andreas		1-4	1-3	0-0	0-2-2	2	3	0	2	0	0	12
10	GRACE, Tom		0-0	0-0	0-0	1-0-1	0	0	0	0	0	0	0+
15	CHARLES, Chris		2-2	0-0	1-2	1-1-2	1	5	0	1	0	0	12
20	RUSKEY, Lou		0-0	0-0	0-0	0-0-0	0	0	0	0	0	0	0+
21	BRYANT, Reggie		1-7	0-4	0-0	1-1-2	1	2	0	0	0	0	13
24	JOHNSON, B.J.		0-0	0-0	0-0	0-0-0	0	0	0	0	0	0	0+
44	AUSTIN, Marcus		0-0	0-0	0-0	0-3-3	0	0	0	1	0	0	9
	TEAM					3-1-4							
	Totals		24-71	4-23	6-12	22-26-48	24	58	9	26	2	11	200

TOTAL FG%	1st Half: 10-30 (33.3%)	2nd Half: 14-41 (34.1%)	Game: 33.8% DEADBALL
3-Pt. FG%	1st Half: 2-10 (20.0%)	2nd Half: 2-13 (15.4%)	Game: 17.4% REBOUNDS
F Throw %	1st Half: 1-3 (33.3%)	2nd Half: 5-9 (55.6%)	Game: 50.0% 1

MIAMI HURRICANES (18-2, 5-2)

##	Player		tot-fg fg-fga	3-pt fg-fga	ft-fta	rebounds of-de-tot	pf	tp	a	to	blk	s	min
21	RICE, Darius	f	10-15	4-6	6-9	0-10-10	1	30	1	2	0	1	33
33	JONES, James	f	1-7	0-4	3-4	1-2-3	2	5	2	1	1	1	23
25	TYLER, Elton	c	4-4	0-0	0-0	1-6-7	3	8	2	2	2	2	34
04	BARNES, Marcus	g	5-15	3-11	1-4	1-3-4	2	14	3	3	0	4	29
05	SALMONS, John	g	4-6	0-1	7-7	1-5-6	3	15	5	6	2	1	33
01	SIMMONS, Michael		0-1	0-0	0-1	0-1-1	0	0	2	2	0	0	19
02	WATSON, Kahleaf		0-0	0-0	0-0	0-0-0	0	0	0	1	0	0	0+
10	OKPALOBI, Brandon		0-0	0-0	0-0	0-0-0	0	0	0	0	0	0	0+
11	SCHLIE, Jerry		0-0	0-0	0-0	0-0-0	0	0	0	0	0	0	0+
12	BERUMEN, Rafael		0-0	0-0	0-0	0-0-0	2	0	0	0	0	0	3
13	COELHO, Paulo		0-1	0-0	0-0	0-0-0	0	0	1	1	0	0	8
14	DJAHUE, Rodrigue		2-6	0-0	0-0	1-0-1	1	4	0	0	1	3	14
20	MARAKOVITS, Danny		0-0	0-0	0-0	0-0-0	0	0	0	0	0	0	0+
34	FRISBY, William		0-0	0-0	0-0	0-1-1	2	0	1	0	1	0	3
	TEAM					2-2-4							
	Totals		26-55	7-22	17-25	7-30-37	16	76	17	18	7	12	200

TOTAL FG%	1st Half: 17-34 (50.0%)	2nd Half: 9-21 (42.9%)	Game: 47.3% DEADBALL
3-Pt. FG%	1st Half: 5-13 (38.5%)	2nd Half: 2-9 (22.2%)	Game: 31.8% REBOUNDS
F Throw %	1st Half: 2-4 (50.0%)	2nd Half: 15-21 (71.4%)	Game: 68.0% 4

Officials: Tom Lopes-R, Steve Welmer, Gene Monje
Technical fouls: None
Attendance: 4777

Score by Periods	1st	2nd	Total
Villanova	23	35	58
Miami Hurricanes	41	35	76

2001-02 REVIEW

2001-02 Season Recap and Boxscores

Game 21 - BOSTON COLLEGE 70, No. 15 MIAMI 65
January 29, 2002
Miami Arena, Miami, FL

Troy Bell scored a game-high 25 points, including a go-ahead three-pointer with 1:47 left, to lift Boston College to a 70-65 win over No. 15 Miami at Miami Arena.

James Jones led Miami with 19 points and 12 rebounds. Darius Rice added 16 points for the Hurricanes. Ryan Sidney added 18 points and 10 rebounds for Boston College.

The loss marks the Hurricanes first at home this season and snaps Miami's 13-game home winning streak.

The Hurricanes, who made their first 25 free throws, rallied from a 10-point deficit in the second half with a 15-2 run to lead 56-51. The margin reached 64-57 with 5:46 to go before the Eagles staged their own comeback.

The Eagles defense led the charge. Miami shot just 29.8 percent from the field and missed 13 of its final 14 shots as Boston College closed the game with 13-1 run.

Bell scored 11 points early, including a four-point play, to help Boston College take a 15-5 lead. Miami spent the rest of the half trying to catch up and trailed 36-33 at halftime.

The Eagles matched their biggest lead at 49-39 before Miami rallied. Jones hit back-to-back 3-pointers, Rice's two free throws made the score 51-51, and John Salmons' three-point play put the Hurricanes ahead 54-51 with 10 minutes left.

BOSTON COLLEGE (15-5, 4-3)

##	Player		tot-fg fg-fga	3-pt fg-fga	ft-fta	rebounds of-de-tot	pf	tp	a	to	blk	s	min
00	AGBAI, Uka	f	2-4	0-0	0-2	0-3-3	4	4	0	1	2	1	31
21	WALLS, Kenny	f	5-15	1-6	2-3	1-4-5	3	13	2	0	0	1	40
13	DOORNEKAMP, N.	c	2-2	0-0	0-0	0-1-1	3	4	0	4	0	0	15
02	BELL, Troy	g	8-16	4-11	5-5	1-4-5	1	25	2	4	0	3	40
05	SIDNEY, Ryan	g	7-21	1-7	3-4	5-5-10	1	18	7	1	0	3	38
04	WATSON, Jermaine		0-0	0-0	0-0	0-0-0	0	0	0	0	0	0	2
12	ZOELLNER, Kirsten		0-0	0-0	0-0	0-1-1	0	0	0	0	0	0	0
34	BRYANT, Andrew		1-3	0-1	2-4	1-6-7	4	4	0	1	0	0	18
45	ROSS, Brian		0-0	0-0	2-2	1-0-1	4	2	0	0	0	0	16
	TEAM					3-3-6							
	Totals		25-61	6-25	14-20	12-27-39	20	70	11	11	2	8	200

TOTAL FG%	1st Half: 14-34 (41.2%)	2nd Half: 11-27 (40.7%)	Game: 41.0% DEADBALL
3-Pt. FG%	1st Half: 4-14 (28.6%)	2nd Half: 2-11 (18.2%)	Game: 24.0% REBOUNDS
F Throw %	1st Half: 4-5 (80.0%)	2nd Half: 10-15 (66.7%)	Game: 70.0% 3

MIAMI HURRICANES (18-3, 5-3)

##	Player		tot-fg fg-fga	3-pt fg-fga	ft-fta	rebounds of-de-tot	pf	tp	a	to	blk	s	min
21	RICE, Darius	f	5-16	1-9	5-5	1-4-5	3	16	2	1	2	0	36
33	JONES, James	f	4-13	3-5	8-8	4-8-12	1	19	1	2	2	0	38
25	TYLER, Elton	c	2-5	0-0	5-6	2-2-4	3	9	1	4	1	0	26
04	BARNES, Marcus	g	1-8	1-6	0-0	0-1-1	4	3	0	2	0	0	31
05	SALMONS, John	g	2-9	0-3	5-5	2-3-5	3	9	5	5	2	4	38
01	SIMMONS, Michael		2-3	1-2	0-0	0-2-2	3	5	1	1	0	1	12
02	WATSON, Kahleaf		0-1	0-0	0-0	0-0-0	1	0	0	1	0	1	2
12	BERUMEN, Rafael		1-2	0-0	2-2	1-1-2	1	4	1	0	0	0	12
14	DJAHUE, Rodrigue		0-0	0-0	0-0	1-1-2	0	0	0	0	0	0	3
34	FRISBY, William		0-0	0-0	0-0	0-0-0	0	0	1	0	0	0	2
	TEAM					3-5-8			1				
	Totals		17-57	6-25	25-26	14-27-41	19	65	12	17	7	6	200

TOTAL FG%	1st Half: 9-23 (39.1%)	2nd Half: 8-34 (23.5%)	Game: 29.8% DEADBALL
3-Pt. FG%	1st Half: 3-10 (30.0%)	2nd Half: 3-15 (20.0%)	Game: 24.0% REBOUNDS
F Throw %	1st Half: 12-12 (100%)	2nd Half: 13-14 (92.9%)	Game: 96.2% 0

Officials: Bob Donato-R, Donnee Gray, Curtis Shaw
Technical fouls: None
Attendance: 5174

Score by Periods	1st	2nd	Total
Boston College	36	34	70
Miami Hurricanes	33	32	65

Game 22 - No. 15 MIAMI 68, No. 17 CONNECTICUT 66
February 2, 2002
Miami Arena, Miami, FL

Elton Tyler's dunk with 11 seconds remaining lifted No. 15 Miami to a 68-66 win over 17th-ranked Connecticut at Miami Arena.

The win was the Hurricanes' sixth consecutive against ranked opponents and improved their home record to 12-1 on the season.

A lay-up by the Huskies' Taliek Brown evened the game at 66-66 with 22 seconds remaining but John Salmons, who banked in a three-pointer with 33 seconds left to give UM a 66-64 lead, found a wide-open Tyler under the basket.

On the final play, Connecticut went to freshman guard Ben Gordon, whose three-pointer was blocked by guard Mike Simmons to preserve the win. John Salmons led Miami with 20 points and Tyler chipped in 16. James Jones recorded six of Miami's season-high 12 blocked shots.

The game featured 18 second-half lead changes and 11 ties.

CONNECTICUT (14-5, 6-2)

##	Player		tot-fg fg-fga	3-pt fg-fga	ft-fta	rebounds of-de-tot	pf	tp	a	to	blk	s	min
03	BUTLER, Caron	f	5-17	1-1	2-4	0-2-2	3	13	1	4	0	2	37
44	SELVIE, Johnnie	f	8-12	0-0	1-2	4-4-8	3	17	0	1	0	1	36
50	OKAFOR, Emeka	c	6-8	0-0	0-0	4-5-9	5	12	1	1	4	1	33
12	BROWN, Taliek	g	3-7	1-1	1-2	1-4-5	0	8	5	5	0	1	33
32	ROBERTSON, Tony	g	2-10	0-4	2-2	1-2-3	2	6	2	0	1	2	29
04	GORDON, Ben		2-8	1-5	3-4	2-1-3	3	8	2	1	0	0	20
10	GYAMBIBI, Kwasi		0-0	0-0	0-0	0-0-0	0	0	0	0	0	0	0+
21	HAZELTON, Scott		0-0	0-0	0-0	0-0-0	0	0	0	0	0	0	2
25	HAYES, Mike		1-1	0-0	0-0	2-1-3	2	2	0	2	0	0	10
	TEAM					3-3-6							
	Totals		27-63	3-11	9-14	17-22-39	18	66	11	14	5	7	200

TOTAL FG%	1st Half: 12-33 (36.4%)	2nd Half: 15-30 (50.0%)	Game: 42.9% DEADBALL
3-Pt. FG%	1st Half: 1-5 (20.0%)	2nd Half: 2-6 (33.3%)	Game: 27.3% REBOUNDS
F Throw %	1st Half: 2-4 (50.0%)	2nd Half: 7-10 (70.0%)	Game: 64.3% 5

MIAMI HURRICANES (19-3, 6-3)

##	Player		tot-fg fg-fga	3-pt fg-fga	ft-fta	rebounds of-de-tot	pf	tp	a	to	blk	s	min
21	RICE, Darius	f	3-12	0-5	0-0	2-1-3	2	6	0	2	2	1	28
33	JONES, James	f	1-4	0-1	6-6	2-3-5	2	8	1	2	6	0	33
25	TYLER, Elton	c	6-12	0-1	4-7	1-3-4	3	16	1	3	2	1	35
04	BARNES, Marcus	g	2-6	2-5	0-0	0-5-5	1	6	2	1	0	1	31
05	SALMONS, John	g	6-15	2-5	6-9	2-3-5	0	20	3	3	1	1	37
01	SIMMONS, Michael		2-2	0-0	0-0	0-0-0	2	4	2	1	1	0	19
12	BERUMEN, Rafael		0-0	0-0	0-0	0-2-2	4	0	1	1	0	4	8
14	DJAHUE, Rodrigue		3-3	0-0	2-2	2-1-3	0	8	0	1	0	0	7
34	FRISBY, William		0-0	0-0	0-0	0-0-0	2	0	0	0	0	0	2
	TEAM					3-1-4							
	Totals		23-54	4-17	18-24	12-19-31	16	68	10	14	12	8	200

TOTAL FG%	1st Half: 12-30 (40.0%)	2nd Half: 11-24 (45.8%)	Game: 42.6% DEADBALL
3-Pt. FG%	1st Half: 2-9 (22.2%)	2nd Half: 2-8 (25.0%)	Game: 23.5% REBOUNDS
F Throw %	1st Half: 6-10 (60.0%)	2nd Half: 12-14 (85.7%)	Game: 75.0% 3

Officials: John Cahill-R, Ed Corbett, John Hughes
Technical fouls: Connecticut-BUTLER, Caron.
Attendance: 10135

Score by Periods	1st	2nd	Total
Connecticut	27	39	66
Miami Hurricanes	32	36	68

2001-02 Season Recap and Boxscores

Game 23 - No. 12 MIAMI 65, VILLANOVA 56
February 5, 2002
The Pavilion, Villanova, PA

John Salmons scored all 13 of his points in the final 16 minutes, and James Jones scored 16 points, including the first 11 of the game, to lead Miami to a 65-56 victory over Villanova at the Pavilion.

The win marks Miami's sixth straight over the Wildcats, and the sixth win in the last seven games this season since losing two straight in early January.

Gary Buchanan led Villanova with 16 points while Derrick Snowden added 15.

Miami's Elton Tyler had six points in an 11-2 run that put Miami ahead for good at 52-46 with 6:24 left. Villanova got within 51-51 on a basket by Ricky Wright with just over four minutes left, but John Salmons took over with four free throws sandwiched around a dish to Tyler for a layup as Miami scored six straight points.

MIAMI HURRICANES (20-3, 7-3)

##	Player		tot-fg fg-fga	3-pt fg-fga	ft-fta	rebounds of-de-tot	pf	tp	a	to	blk	s	min
21	RICE, Darius	f	1-7	0-4	5-6	1-9-10	1	7	3	3	0	1	36
33	JONES, James	f	5-11	4-9	2-2	2-2-4	1	16	4	0	1	1	33
25	TYLER, Elton	c	6-9	0-0	2-2	2-3-5	3	14	0	5	1	0	31
04	BARNES, Marcus	g	5-10	3-6	0-0	0-2-2	3	13	3	4	0	4	35
05	SALMONS, John	g	3-6	1-2	6-6	0-4-4	3	13	6	4	0	1	37
01	SIMMONS, Michael		1-3	0-1	0-0	1-2-3	2	2	0	0	0	1	14
12	BERUMEN, Rafael		0-0	0-0	0-0	0-0-0	2	0	0	1	0	0	7
14	DJAHUE, Rodrigue		0-1	0-0	0-0	1-1-2	0	0	0	2	0	0	7
	TEAM					1-2-3	1						
	Totals		21-47	8-22	15-16	8-25-33	16	65	16	19	2	8	200

TOTAL FG%	1st Half: 12-24 50.0%	2nd Half: 9-23 39.1%	Game: 44.7% DEADBALL
3-Pt. FG%	1st Half: 6-12 50.0%	2nd Half: 2-10 20.0%	Game: 36.4% REBOUNDS
F Throw %	1st Half: 2-2 100%	2nd Half: 13-14 92.9%	Game: 93.8% 1

VILLANOVA (12-8, 4-6)

##	Player		tot-fg fg-fga	3-pt fg-fga	ft-fta	rebounds of-de-tot	pf	tp	a	to	blk	s	min
05	WRIGHT, Ricky	f	4-5	0-0	2-4	1-6-7	3	10	2	3	1	0	38
12	SULLIVAN, Andrew	f	2-2	0-0	2-2	1-2-3	5	6	1	2	0	1	29
32	SALES, Brooks	c	1-1	0-0	1-2	1-4-5	2	3	1	3	0	0	40
03	SNOWDEN, Derrick	g	7-11	1-1	0-0	0-0-0	3	15	5	6	1	0	35
22	BUCHANAN, Gary	g	3-17	3-12	7-9	0-2-2	1	16	2	2	0	4	38
01	BLOCH, Andreas		0-0	0-0	0-0	0-0-0	0	0	0	0	0	0	1
21	BRYANT, Reggie		2-9	2-6	0-0	0-1-1	1	6	0	0	0	2	16
24	JOHNSON, B.J.		0-0	0-0	0-0	0-0-0	2	0	0	0	0	0	1
44	AUSTIN, Marcus		0-1	0-0	0-0	0-0-0	0	0	0	0	0	0	2
	TEAM					1-3-4							
	Totals		19-46	6-19	12-17	4-18-22	17	56	11	16	2	7	200

TOTAL FG%	1st Half: 8-22 (36.4%)	2nd Half: 11-24 (45.8%)	Game: 41.3% DEADBALL
3-Pt. FG%	1st Half: 1-6 (16.7%)	2nd Half: 5-13 (38.5%)	Game: 31.6% REBOUNDS
F Throw %	1st Half: 3-6 (50.0%)	2nd Half: 9-11 (81.8%)	Game: 70.6% 3

Officials: Reggie Greenwood-R, John Clougherty, and Tom Lopes
Technical fouls: Miami Hurricanes-TEAM
Attendance: 6500

Score by Periods	1st	2nd	Total
Miami Hurricanes	32	33	65
Villanova	20	36	56

Game 24 - BOSTON COLLEGE 76, No. 12 MIAMI 63
February 10, 2002
Silvio O. Conte Forum, Chestnut Hill, MA

Troy Bell scored 24 points and Ryan Sidney added 23 points and nine rebounds as Boston College beat No. 12 Miami 76-63, the Eagles' second win over the Hurricanes in 13 days.

Uka Agbai had 12 points and 10 rebounds for the Eagles, who had lost five of seven, but won 70-65 at Miami on Jan. 29.

Marcus Barnes had 13 of his 16 points in the first half for Miami. John Salmons had 16 points for the Hurricanes and Darius Rice added 15.

The Eagles relied on strong rebounding from the start, owning a 18-7 advantage in taking a 32-15 lead 15 minutes in the game. Miami closed the half with an 8-2 run.

The Eagles outrebounded Miami 45-28 for the game.

The Eagles, who led 34-23 at halftime, scored the first seven points of the second half - all by Bell - to open their biggest lead of the game.

BC saw its lead sliced to 56-47 on Rice's two free throws with 7:27 to go. But Bell answered with a 3-pointer from the top of the key and Miami never got closer than eight points the rest of the way.

MIAMI HURRICANES (20-4,7-4)

##	Player		tot-fg fg-fga	3-pt fg-fga	ft-fta	rebounds of-de-tot	pf	tp	a	to	blk	s	min
21	RICE, Darius	f	5-13	2-7	3-4	0-5-5	4	15	2	3	1	3	36
33	JONES, James	f	2-9	0-1	2-3	1-5-6	5	6	1	0	2	1	36
25	TYLER, Elton	c	1-7	0-0	1-2	2-1-3	4	3	2	2	1	0	23
04	BARNES, Marcus	g	6-11	4-8	0-0	1-3-4	2	16	0	2	0	0	27
05	SALMONS, John	g	6-10	1-3	3-3	0-5-5	3	16	3	6	0	1	38
01	SIMMONS, Michael		0-1	0-0	0-0	0-0-0	4	0	1	1	0	1	8
02	WATSON, Kahleaf		0-0	0-0	0-0	0-0-0	0	0	2	0	0	0	5
12	BERUMEN, Rafael		0-0	0-0	0-0	0-0-0	0	0	0	0	0	0	4
13	COELHO, Paulo		0-0	0-0	0-0	0-0-0	0	0	0	0	0	0	0+
14	DJAHUE, Rodrigue		1-2	0-0	0-0	0-0-0	1	2	0	0	0	0	9
34	FRISBY, William		2-3	0-0	1-2	1-1-2	3	5	0	0	1	1	13
	TEAM					2-1-3							
	Totals		23-56	7-19	10-14	7-21-28	26	63	11	14	5	7	200

TOTAL FG%	1st Half: 9-25 (36.0%)	2nd Half: 14-31 (45.2%)	Game: 41.1% DEADBALL
3-Pt. FG%	1st Half: 3-6 (50.0%)	2nd Half: 4-13 (30.8%)	Game: 36.8% REBOUNDS
F Throw %	1st Half: 2-3 (66.7%)	2nd Half: 8-11 (72.7%)	Game: 71.4% 1,1

BOSTON COLLEGE (16-7, 5-5)

##	Player		tot-fg fg-fga	3-pt fg-fga	ft-fta	rebounds of-de-tot	pf	tp	a	to	blk	s	min
00	AGBAI, Uka	f	2-9	0-0	9-11	6-5-11	4	13	0	3	1	1	36
21	WALLS, Kenny	f	3-12	1-7	1-2	0-4-4	2	8	2	2	0	1	36
13	DOORNEKAMP, Nate	c	1-1	0-0	0-0	2-6-8	4	2	0	2	1	0	17
02	BELL, Troy	g	5-12	4-7	10-10	0-2-2	1	24	6	2	1	1	40
05	SIDNEY, Ryan	g	8-15	2-5	5-7	3-6-9	1	23	4	2	1	1	38
04	WATSON, Jermaine		0-1	0-0	0-0	0-0-0	0	0	0	1	0	0	6
34	BRYANT, Andrew		2-2	0-0	2-4	3-2-5	4	6	1	2	1	1	21
45	ROSS, Brian		0-3	0-0	0-0	0-0-0	2	0	0	1	0	0	6
	TEAM					2-4-6							
	Totals		21-55	7-19	27-34	16-29-45	18	76	13	15	5	5	200

TOTAL FG%	1st Half: 10-29 (34.5%)	2nd Half: 11-26 (42.3%)	Game: 38.2% DEADBALL
3-Pt. FG%	1st Half: 3-11 (27.3%)	2nd Half: 4-8 (50.0%)	Game: 36.8% REBOUNDS
F Throw %	1st Half: 11-12 (91.7%)	2nd Half: 16-22 (72.7%)	Game: 79.4% 3

Officials: John Cahill-R, Jim Burr, Andre Pattillo
Technical fouls: None
Attendance: 8224

Score by Periods	1st	2nd	Total
Miami Hurricanes	23	40	63
Boston College	34	42	76

2001-02 REVIEW

2001-02 Season Recap and Boxscores

Game 25 - No. 13 MIAMI 79, ST. JOHN'S 56
February 13, 2002
Miami Arena, Miami, FL

Elton Tyler scored 21 points and John Salmons added 16 and a career-high 11 assists to lead No. 13 Miami to a 79-56 win over St. John's at Miami Arena.

Marcus Barnes had 13 points for Miami, while James Jones finished with 12. Donald Emanuel led St. John's with 10 points while Marcus Hatten, who entered the game averaging 22.4 points per game in conference play, was held to eight points on 2-for-12 shooting.

Tyler, who scored many of his baskets off assists from Salmons, was 10-of-13 from the field for the Hurricanes who snapped a four-game losing streak to the Red Storm and pulled within one half of a game behind Connecticut for the BIG EAST East Division lead.

Miami led 36-14 at halftime, holding St. John's to 15 percent shooting from the field. The 14 points matched the lowest allowed by the Hurricanes in a BIG EAST game. On Jan. 14, 1992, Miami trailed St. John's 14-12 at halftime before coming away with a 45-42 win.

St. John's closed within 48-37 on a free throw by Marcus Hatten with 10:29 left in the game, but Miami responded with an 11-2 run and went up 59-39 on two free throws by Salmons.

ST. JOHN'S (16-8, 6-6)

##	Player		tot-fg fg-fga	3-pt fg-fga	ft-fta	rebounds of-de-tot	pf	tp	a	to	blk	s	min
22	GLOVER, Anthony	f	3-8	0-0	2-2	3-4-7	3	8	0	2	0	0	31
34	KING, Eric	f	2-10	0-0	4-6	4-1-5	1	8	0	0	0	0	25
33	EMANUEL, Donald	c	2-4	2-4	4-4	2-4-6	3	10	1	2	0	1	27
01	HATTEN, Marcus	g	2-12	0-1	4-7	1-3-4	3	8	3	8	0	4	38
14	STANLEY, Andre	g	3-7	0-1	0-1	0-2-2	3	6	2	1	1	0	22
02	SMITH, Tristan		0-0	0-0	0-0	0-0-0	1	0	0	1	0	0	8
03	FORDHAM, Sharif		2-6	0-0	2-3	2-1-3	4	6	0	3	0	2	18
11	SCHEIMAN, Jon		0-1	0-1	0-0	0-1-1	0	0	0	0	0	0	1
23	SHAW, Willie		2-6	2-4	1-2	1-2-3	2	7	0	2	1	0	13
25	CUFFE, Kyle		0-2	0-1	0-0	0-0-0	2	0	0	0	0	0	11
52	JOHNSON, Curtis		1-1	0-0	1-2	2-0-2	0	3	0	0	0	0	6
	TEAM					1-5-6							
	Totals		17-57	4-12	18-27	16-23-39	22	56	6	19	2	7	200

TOTAL FG%	1st Half: 4-27 (14.8%)	2nd Half: 13-30 (43.3%)	Game: 29.8% DEADBALL
3-Pt. FG%	1st Half: 0-2 (0.0%)	2nd Half: 4-10 (40.0%)	Game: 33.3% REBOUNDS
F Throw %	1st Half: 6-10 (60.0%)	2nd Half: 12-17 (70.6%)	Game: 66.7% 4

MIAMI HURRICANES (21-4, 8-4)

##	Player		tot-fg fg-fga	3-pt fg-fga	ft-fta	rebounds of-de-tot	pf	tp	a	to	blk	s	min
21	RICE, Darius	f	2-9	1-6	2-2	1-4-5	3	7	2	3	1	2	26
33	JONES, James	f	5-15	0-3	2-2	1-3-4	2	12	2	2	3	4	36
25	TYLER, Elton	c	10-13	0-0	1-1	2-3-5	3	21	1	0	5	0	32
04	BARNES, Marcus	g	4-9	3-6	2-4	0-2-2	2	13	2	1	1	4	36
05	SALMONS, John	g	4-7	0-2	8-9	1-5-6	1	16	11	4	0	3	34
01	SIMMONS, Michael		0-0	0-0	0-0	0-4-4	2	0	1	1	0	0	14
02	WATSON, Kahleaf		0-0	0-0	0-0	0-0-0	1	0	1	1	0	0	1
11	SCHLIE, Jerry		2-2	2-2	0-0	0-0-0	2	6	0	0	0	0	1
12	BERUMEN, Rafael		0-0	0-0	0-0	0-2-2	0	0	0	0	0	0	4
13	COELHO, Paulo		0-1	0-1	0-0	0-0-0	0	0	1	0	0	0	1
14	DJAHUE, Rodrigue		1-1	0-0	0-0	0-1-1	2	2	0	1	0	0	6
20	MARAKOVITS, Danny	0-0	0-0	0-0	0-0-0	0	0	0	0	0	0	1	
34	FRISBY, William		0-1	0-0	2-2	2-3-5	2	2	0	2	1	0	8
	TEAM					3-2-5							
	Totals		28-58	6-20	17-20	10-29-39	20	79	21	15	11	13	200

TOTAL FG%	1st Half: 12-30 (40.0%)	2nd Half: 16-28 (57.1%)	Game: 48.3% DEADBALL
3-Pt. FG%	1st Half: 4-11 (36.4%)	2nd Half: 2-9 (22.2%)	Game: 30.0% REBOUNDS
F Throw %	1st Half: 8-9 (88.9%)	2nd Half: 9-11 (81.8%)	Game: 85.0% 0

Officials: Tim Higgins-R, Mike Kitts, Curtis Shaw
Technical fouls: St. John's-EMANUEL, Donald; SHAW, Willie.
Attendance: 5782

Score by Periods	1st	2nd	Total
St. John's	14	42	56
Miami Hurricanes	36	43	79

Game 26 - RUTGERS 64, No. 13 MIAMI 61
February 17, 2002
Louis Brown Athletic Center, Piscataway, NJ

Jerome Coleman scored a career-high 30 points to lead Rutgers to a 64-61 win over No. 13 Miami at the Louis Brown Athletic Center in Piscataway, NJ.

Darius Rice led the Hurricanes with 21 points while John Salmons added 14 points and seven assists.

The win for Rutgers marked its fourth over a ranked opponent this season.

Miami trailed 61-52 with 54.5 seconds left before cutting it to 64-61 on Rice's basket with 9.6 seconds left. Rutgers then threw the ball out of bounds at the opposite end of the court. The Hurricanes got the ball back to Rice, who dribbled to the top of the key and missed an off-balance shot over Mike Sherrod and Rashod Kent.

Miami, which has come back from second-half deficits eight times this season, shot 41.3 percent and was outrebounded 41-33. Miami recorded a season-high 21 turnovers.

MIAMI HURRICANES (21-5, 8-5)

##	Player		tot-fg fg-fga	3-pt fg-fga	ft-fta	rebounds of-de-tot	pf	tp	a	to	blk	s	min
21	RICE, Darius	f	6-14	4-9	5-7	3-3-6	0	21	1	1	0	1	37
33	JONES, James	f	2-8	0-1	3-4	1-6-7	3	7	0	4	1	2	32
25	TYLER, Elton	c	1-1	0-0	2-2	1-4-5	0	4	1	1	2	1	23
04	BARNES, Marcus	g	1-5	1-5	2-3	0-1-1	3	5	1	4	0	0	34
05	SALMONS, John	g	5-10	0-2	4-5	1-5-6	2	14	7	9	2	1	38
01	SIMMONS, Michael		1-2	0-0	2-2	0-1-1	5	4	2	1	0	2	17
13	COELHO, Paulo		0-1	0-1	0-0	0-0-0	0	0	1	0	0	0	0+
14	DJAHUE, Rodrigue		2-4	0-0	0-0	1-5-6	3	4	0	0	1	1	17
34	FRISBY, William		1-1	0-0	0-0	0-0-0	2	2	0	1	0	0	2
	TEAM					1-1-1							
	Totals		19-46	5-18	18-23	7-26-33	19	61	13	21	6	8	200

TOTAL FG%	1st Half: 8-17 (47.1%)	2nd Half: 11-29 (37.9%)	Game: 41.3%	DEADBALL	
3-Pt. FG%	1st Half: 3-7 (42.9%)	2nd Half: 2-11 (18.2%)	Game: 27.8%	REBOUNDS	
F Throw %	1st Half: 9-12 (75.0%)	2nd Half: 9-11 (81.8%)	Game: 78.3%	2	

RUTGERS (17-8, 7-5)

##	Player		tot-fg fg-fga	3-pt fg-fga	ft-fta	rebounds of-de-tot	pf	tp	a	to	blk	s	min
11	COLEMAN, Jerome	f	9-17	8-16	4-7	0-0-0	1	30	1	4	0	3	35
32	AXANI, Sean	f	1-4	0-0	0-0	2-2-4	2	2	1	1	3	5	28
44	KENT, Rashod	c	4-14	0-0	1-4	9-7-16	4	9	0	3	1	1	34
02	SHIELDS, Ricky	g	6-15	3-9	2-2	0-2-2	1	17	5	3	0	1	38
03	SHERROD, Mike	g	0-3	0-0	2-2	0-3-3	4	2	3	5	0	1	25
01	LAMIZANA, Herve		1-4	1-2	0-0	0-1-1	2	3	0	1	0	0	9
05	DABNEY, Eugene		0-1	0-0	1-2	0-0-0	1	1	1	0	0	0	2
13	WIGGAN, Juel		0-1	0-0	0-1	0-5-5	1	0	5	1	0	0	19
21	McCOY, Jason		0-1	0-0	0-0	0-1-1	1	0	0	1	0	0	5
55	WRIGHT, Kareem		0-1	0-0	0-0	0-0-0	1	0	0	1	0	0	5
	TEAM					7-2-9							
	Totals		21-61	12-27	10-18	18-23-41	18	64	16	20	4	11	200

TOTAL FG%	1st Half: 11-35 (31.4%)	2nd Half: 10-26 (38.5%)	Game: 34.4%	DEADBALL	
3-Pt. FG%	1st Half: 7-16 (43.8%)	2nd Half: 5-11 (45.5%)	Game: 44.4%	REBOUNDS	
F Throw %	1st Half: 2-5 (40.0%)	2nd Half: 8-13 (61.5%)	Game: 55.6%	4	

Officials: Jim Burr, Ed Corbett, Bob Donato
Technical fouls: Miami Hurricanes-TEAM.
Attendance: 8517

Score by Periods	1st	2nd	Total
Miami Hurricanes	28	33	61
Rutgers	31	33	64

2001-02 Season Recap and Boxscores

Game 27 - NOTRE DAME 90, No. 17 MIAMI 77
February 23, 2002
Miami Arena, Miami, FL

Chris Thomas matched his career-high with 32 points and added 12 assists to lead Notre Dame to a 90-77 win over the University of Miami at Miami Arena.

Thomas played all 40 minutes and recorded six three-point baskets and six rebounds. Thomas, 10-for-10 from the foul line, made four throws over the final 1:16 to seal the victory.

Notre Dame led 39-34 at halftime and scored 51 points in the second half marking the most allowed by UM this season. The Fighting Irish shot 50 percent from the field in the second-half and outrebounded the Hurricanes 44-31.

David Graves scored 14 of his 18 points in the second half for Notre Dame, while Torrian Jones had 17 points and Ryan Humphrey 15 points.

Darius Rice led Miami with 23 points, 20 in the second half, including six three-pointers. James Jones added 21 points while John Salmons registered 11 rebounds and a career-high 13 assists.

NOTRE DAME (19-8, 9-5)

##	Player		tot-fg fg-fga	3-pt fg-fga	ft-fta	rebounds of-de-tot	pf	tp	a	to	blk	s	min
04	HUMPHREY, Ryan	f	7-16	0-0	1-3	4-6-10	1	15	1	2	1	1	37
34	GRAVES, David	f	6-12	4-9	2-2	0-5-5	1	18	7	6	0	0	38
42	SWANAGAN, Harold	f	3-7	0-0	2-2	2-4-6	4	8	1	0	1	0	35
20	JONES, Torrian	c	6-9	0-1	5-8	0-2-2	2	17	1	3	0	3	29
01	THOMAS, Chris	g	8-16	6-12	10-10	1-5-6	1	32	12	2	1	2	40
12	CORNETTE, Jordan		0-1	0-1	0-0	1-3-4	2	0	1	1	1	0	14
50	TIMMERMANS, Tom		0-0	0-0	0-0	0-0-0	2	0	0	1	0	0	7
	TEAM					4-7-11							
	Totals		30-61	10-23	20-25	12-32-44	13	90	23	15	4	6	200

TOTAL FG%	1st Half: 14-29 (48.3%)	2nd Half: 16-32 (50.0%)	Game: 49.2%	DEADBALL
3-Pt. FG%	1st Half: 2-11 (18.2%)	2nd Half: 8-12 (66.7%)	Game: 43.5%	REBOUNDS
F Throw %	1st Half: 9-12 (75.0%)	2nd Half: 11-13 (84.6%)	Game: 80.0%	2

MIAMI HURRICANES (21-6, 8-6)

##	Player		tot-fg fg-fga	3-pt fg-fga	ft-fta	rebounds of-de-tot	pf	tp	a	to	blk	s	min
21	RICE, Darius	f	8-17	6-12	1-2	0-4-4	3	23	2	0	1	3	32
33	JONES, James	f	9-17	2-6	1-1	1-5-6	3	21	0	0	2	2	36
25	TYLER, Elton	c	4-7	0-1	0-0	2-0-2	2	8	1	1	1	0	17
04	BARNES, Marcus	g	4-14	2-11	3-3	0-4-4	2	13	3	2	0	1	33
05	SALMONS, John	g	1-8	0-4	1-2	5-6-11	3	3	13	5	0	1	30
01	SIMMONS, Michael		0-1	0-0	0-0	0-2-2	1	0	3	0	0	3	24
02	WATSON, Kahleaf		0-0	0-0	0-0	0-0-0	1	0	0	0	0	0	1
12	BERUMEN, Rafael		3-3	0-0	0-0	1-0-1	3	6	1	1	2	1	16
13	COELHO, Paulo		0-0	0-0	0-0	0-0-0	1	0	0	0	0	0	2
14	DJAHUE, Rodrigue		0-0	0-0	1-2	0-1-1	0	1	0	0	0	0	6
34	FRISBY, William		0-2	0-0	2-2	0-0-0	1	2	0	1	1	0	3
	TEAM					0-0-0				1			
	Totals		29-69	10-34	9-12	9-22-31	20	77	23	11	7	11	200

TOTAL FG%	1st Half: 13-33 (39.4%)	2nd Half: 16-36 (44.4%)	Game: 42.0%	DEADBALL
3-Pt. FG%	1st Half: 3-14 (21.4%)	2nd Half: 7-20 (35.0%)	Game: 29.4%	REBOUNDS
F Throw %	1st Half: 5-7 (71.4%)	2nd Half: 4-5 (80.0%)	Game: 75.0%	2

Officials: Jim Burr-R, Bob Donato, Jim Haney
Technical fouls: None.
Attendance: 10037

Score by Periods	1st	2nd	Total
Notre Dame	39	51	90
Miami Hurricanes	34	43	77

Game 28 - No. 22 MIAMI 81, PROVIDENCE 65
February 26, 2002
Dunkin Donuts Center, Providence, RI

Darius Rice scored 21 of his 30 points in the second half to lead No. 22 Miami to an 81-65 victory over Providence at the Dunkin Donuts Center in Providence, RI.

Rice also recorded 10 rebounds for his second double-double of the season. The win was Miami's 22nd of the season marking the most regular-season victories for the school since joining the BIG EAST in 1991. It also marked the Hurricanes first season sweep over the Friars since the 1994-95 season.

Providence point guard John Linehan became the NCAA's career steals leader. His fourth of the game gave him 377, one more than Eric Murdock, who played for the Friars from 1987-91.

James Jones added 15 points for the Hurricanes, while Marcus Barnes had 10. Abdul Mills had 21 points to lead Providence, while freshman Ryan Gomes added 18.

Miami extended a 45-27 halftime lead to 23 points early in the second half. Providence staged a mild rally to pull within 10 points with three minutes left, but got no closer.

MIAMI HURRICANES (22-6, 9-6)

##	Player		tot-fg fg-fga	3-pt fg-fga	ft-fta	rebounds of-de-tot	pf	tp	a	to	blk	s	min
21	RICE, Darius	f	10-17	1-6	9-9	3-7-10	2	30	3	3	0	0	37
33	JONES, James	f	7-12	1-1	0-0	2-4-6	3	15	2	0	1	1	35
25	TYLER, Elton	c	3-5	0-0	3-4	1-2-3	4	9	0	3	0	1	23
04	BARNES, Marcus	g	4-11	2-4	2-3	0-2-2	3	12	6	3	0	2	36
05	SALMONS, John	g	2-2	0-0	2-2	0-2-2	3	6	7	4	0	2	37
01	SIMMONS, Michael		2-3	0-0	0-0	2-1-3	2	4	1	0	0	3	18
12	BERUMEN, Rafael		1-1	0-0	0-0	0-1-1	3	2	0	3	0	0	4
13	COELHO, Paulo		1-2	1-2	0-0	0-0-0	2	3	0	0	0	0	5
34	FRISBY, William		0-0	0-0	0-0	0-0-0	2	0	0	1	0	1	2
	TEAM					1-0-1							
	Totals		30-53	5-13	16-18	9-19-28	24	81	19	17	1	10	200

TOTAL FG%	1st Half: 16-25 (64.0%)	2nd Half: 14-28 (50.0%)	Game: 56.6%	DEADBALL
3-Pt. FG%	1st Half: 4-8 (50.0%)	2nd Half: 1-5 (20.0%)	Game: 38.5%	REBOUNDS
F Throw %	1st Half: 9-11 (81.8%)	2nd Half: 7-7 (100%)	Game: 88.9%	1,2

PROVIDENCE (15-14, 6-9)

##	Player		tot-fg fg-fga	3-pt fg-fga	ft-fta	rebounds of-de-tot	pf	tp	a	to	blk	s	min
03	GOMES, Ryan	f	7-10	0-1	4-9	2-1-3	2	18	1	1	0	1	37
20	ANRIN, Christopher	f	2-2	1-1	0-0	1-0-1	0	5	1	0	0	0	15
34	ANDERSON, Leland	c	2-7	0-0	1-2	1-3-4	4	5	3	3	0	1	30
11	MILLS, Abdul	g	5-13	3-8	8-9	0-1-1	2	21	1	1	0	2	30
12	LINEHAN, John	g	2-8	2-5	4-6	2-4-6	3	10	2	5	0	5	38
10	ALLICK, Donell		0-0	0-0	0-0	0-0-0	0	0	0	0	0	0	1
13	KABBA, Sheiku		1-2	0-1	2-4	1-2-3	2	4	3	2	0	0	17
21	DOUTHIT, Marcus		0-0	0-0	0-0	0-0-0	1	0	0	2	0	0	7
25	KOTTI, Tuuka		0-0	0-0	0-0	0-0-0	0	0	0	0	0	0	4
33	SANDERS, Rob		1-3	0-0	0-1	2-3-5	1	2	2	3	1	2	25
45	SCHNURR, Brian		0-0	0-0	0-0	0-0-0	0	0	0	0	0	0	04
	TEAM					1-0-1	1				1		
	Totals		20-45	6-16	19-31	10-14-24	16	65	13	18	1	11	200

TOTAL FG%	1st Half: 10-22 (45.5%)	2nd Half: 10-23 (43.5%)	Game: 44.4%	DEADBALL
3-Pt. FG%	1st Half: 2-6 (33.3%)	2nd Half: 4-10 (40.0%)	Game: 37.5%	REBOUNDS
F Throw %	1st Half: 5-9 (55.6%)	2nd Half: 14-22 (63.6%)	Game: 61.3%	6,1

Officials: John Cahill-R, John Clougherty, Patrick Driscoll
Technical fouls: Providence-TEAM.
Attendance: 8943

Score by Periods	1st	2nd	Total
Miami Hurricanes	45	36	81
Providence	27	38	65

2001-02 REVIEW

2001-02 Season Recap and Boxscores

Game 29 - No. 22 MIAMI 83, VIRGINIA TECH 77
March 2, 2002
Miami Arena, Miami, FL

Elton Tyler scored 20 of his 24 points in the first-half as Miami opened a 43-31 halftime lead and then held on to defeat Virginia Tech in its regular-season finale at Miami Arena.

The Hurricanes improve to 23-6 on the season tying the school single-season record for wins.

The redshirt senior, playing in his final home game, also pulled down a team-high eight rebounds, matched his career-high with three assists and blocked one shot.

Five Hurricanes scored in double-figures including Darius Rice with 14, James Jones and Marcus Barnes with 13 each, and senior John Salmons who recorded his fifth double-double of the season with 11 points and 10 assists.

Bryant Matthews led Virginia Tech with 15 points while Brian Chase added 14 points and seven assists.

Miami looked to have the game well in hand when James Jones' jumper put the Hurricanes ahead 58-38 with 15:24 to play. But the Hokies continued to chip away and pulled to within three, 72-69, following lay-up by Carlton Carter with 4:17 left.

Virginia Tech would get no closer as Salmons scored four points and assisted on another basket in a 6-0 UM run to put Miami ahead by nine with just over two minutes to play.

VIRGINIA TECH (10-18, 4-12)

##	Player		tot-fg fg-fga	3-pt fg-fga	ft-fta	rebounds of-de-tot	pf	tp	a	to	blk	s	min
15	CARTER, Carlton	f	3-8	0-2	0-0	2-6-8	2	6	1	2	2	0	35
22	MATTHEWS, Bryant	f	5-9	2-5	3-3	1-1-2	4	15	0	1	2	1	30
33	TAYLOR, Terry	c	2-5	0-0	0-0	1-2-3	5	4	2	2	0	1	21
05	CHASE, Brian	g	4-7	4-6	0-0	1-2-3	1	12	1	2	0	0	24
32	DIXON, Carlos	g	5-12	4-7	0-0	0-2-2	0	14	7	3	0	1	29
00	HAMILTON, Joe		1-3	1-3	2-2	0-4-4	3	5	0	2	1	0	17
03	BRANHAM, Eric		5-7	0-0	2-2	1-3-4	3	12	4	3	0	2	25
04	PIGFORD, C.J.		0-0	0-0	0-0	0-0-0	0	0	0	0	0	0	0+
21	SMITH, Jon		0-0	0-0	0-0	0-0-0	0	0	0	0	0	0	2
34	THOMPKINS, Dimari		3-6	0-0	1-2	2-1-3	5	7	0	2	0	0	15
45	DONGO, Mibindo		0-0	0-0	2-2	1-0-1	1	2	0	0	0	0	2
	TEAM					0-3-3				1			
	Totals		28-57	11-23	10-11	9-24-33	24	77	15	18	5	5	200

TOTAL FG%	1st Half: 12-31 (38.7%)	2nd Half: 16-26 (61.5%)	Game: 49.1%	DEADBALL
3-Pt. FG%	1st Half: 5-13 (38.5%)	2nd Half: 6-10 (60.0%)	Game: 47.8%	REBOUNDS
F Throw %	1st Half: 2-2 (100%)	2nd Half: 8-9 (88.9%)	Game: 90.9%	1

MIAMI HURRICANES (23-6,10-6)

##	Player		tot-fg fg-fga	3-pt fg-fga	ft-fta	rebounds of-de-tot	pf	tp	a	to	blk	s	min
11	SCHUE, Jerry	f	2-3	1-2	0-0	0-0-0	1	5	1	0	0	1	4
33	JONES, James	f	5-10	0-2	3-3	3-2-5	1	13	1	1	1	1	34
25	TYLER, Elton	c	10-14	1-1	3-3	5-3-8	2	24	3	2	1	0	34
04	BARNES, Marcus	g	6-12	1-6	0-0	1-5-6	1	13	1	1	0	3	32
05	SALMONS, John	g	2-6	0-1	7-9	2-2-4	1	11	10	2	0	2	37
01	SIMMONS, Michael		0-1	0-0	0-0	0-0-0	1	0	3	1	0	1	14
02	WATSON, Kahleaf		0-0	0-0	0-0	0-0-0	0	0	0	0	0	0	0+
12	BERUMEN, Rafael		0-0	0-0	0-0	0-0-0	0	0	1	0	0	0	1
14	DJAHUE, Rodrigue		0-1	0-0	0-0	0-2-2	2	0	0	0	1	0	5
21	RICE, Darius		3-13	2-6	6-7	1-3-4	4	14	0	3	1	0	33
34	FRISBY, William		1-2	0-0	1-2	0-1-1	2	3	0	1	0	0	6
	TEAM					2-0-2							
	Totals		29-62	5-18	20-24	12-20-32	15	83	20	11	4	8	200

TOTAL FG%	1st Half: 17-35 (48.6%)	2nd Half: 12-27 (44.4%)	Game: 46.8%	DEADBALL
3-Pt. FG%	1st Half: 4-11 (36.4%)	2nd Half: 1-7 (14.3%)	Game: 27.8%	REBOUNDS
F Throw %	1st Half: 5-6 (83.3%)	2nd Half: 15-18 (83.3%)	Game: 83.3%	1

Officials: Mike Kitts-R, Donnee Gray, Fran Connolly
Technical fouls: None.
Attendance: 5011

Score by Periods	1st	2nd	Total
Virginia Tech	31	46	77
Miami Hurricanes	43	40	83

Game 30 - No. 20 MIAMI 84, GEORGETOWN 76
BIG EAST Championship Quarterfinals
March 7, 2002
Madison Square Garden, New York, NY

Marcus Barnes scored five of his career-high 27 points in overtime, and the 20th-ranked Hurricanes beat the Hoyas 84-76 to reach the semifinals of the BIG EAST Tournament for the third time in four years. The win also marked the 24 of the season for the Hurricanes establishing a school-record.

Wesley Wilson led the Hoyas with 16 points and 10 rebounds. Barnes finished 6-for-10 from 3-point range. The last of his three-point baskets came with 12:42 left and gave Miami a 52-48 lead.

Georgetown took advantage of a sudden cold spell by the Hurricanes to go on a 10-0 run and take a 63-53 lead with 7:44 left on two free throws by Harvey Thomas.

Rice, who finished with 18 points, became Miami's offensive key down the stretch, hitting three of his four 3-pointers in a 2-minute span, the last tying the game 68-68 with 2:31 left in regulation.

Barnes gave Miami the lead for good at 76-74 with 2:58 to go in overtime, and the Hurricanes closed it out by going 8-for-10 on free throws. Georgetown failed to score on its last six possessions.

Salmons finished with six points, 11 rebounds and 10 assists. Gerald Riley had 15 points for the Hoyas, while Sweetney added 14, and Braswell 12.

GEORGETOWN (19-11)

##	Player		tot-fg fg-fga	3-pt fg-fga	ft-fta	rebounds of-de-tot	pf	tp	a	to	blk	s	min
32	RILEY, Gerald	f	4-9	4-6	3-4	3-2-5	3	15	1	3	1	0	25
34	SWEETNEY, Mike	f	5-11	0-0	4-7	3-5-8	4	14	0	1	1	0	34
50	WILSON, Wesley	c	7-13	0-0	2-6	2-8-10	4	16	2	2	2	0	35
12	BRASWELL, Kevin	g	5-16	2-12	0-0	1-5-6	4	12	5	4	1	1	39
22	BETHEL, Tony	g	0-3	0-3	0-0	1-4-5	2	0	2	1	0	3	29
02	FREEMAN, Courtland		1-4	0-0	0-0	0-3-3	1	2	3	2	2	1	22
05	HALL, Drew		3-8	1-3	2-2	0-1-1	2	9	2	0	0	2	20
15	THOMAS, Harvey		2-5	1-4	3-4	0-1-1	1	8	0	2	1	1	21
	TEAM					4-2-6							
	Totals		27-69	8-28	14-23	14-31-45	21	76	15	15	8	8	225

TOTAL FG%	1st Half: 10-30 (33.3%)	2nd Half: 15-30 (50.0%)	Game: 39.1%	DEADBALL
3-Pt. FG%	1st Half: 4-12 (33.3%)	2nd Half: 4-11 (36.4%)	Game: 28.6%	REBOUNDS
F Throw %	1st Half: 9-16 (56.3%)	2nd Half: 5-6 (83.3%)	Game: 60.9%	5,1

MIAMI HURRICANES (24-6)

##	Player		tot-fg fg-fga	3-pt fg-fga	ft-fta	rebounds of-de-tot	pf	tp	a	to	blk	s	min
21	RICE, Darius	f	6-16	4-7	2-4	2-4-6	2	18	1	1	1	0	41
33	JONES, James	f	2-10	1-5	2-2	2-4-6	4	7	1	0	3	0	29
25	TYLER, Elton	c	5-12	0-0	0-0	5-4-9	5	10	2	2	0	0	35
04	BARNES, Marcus	g	8-18	6-10	5-7	2-5-7	0	27	1	1	0	1	43
05	SALMONS, John	g	1-6	0-1	4-4	2-9-11	2	6	10	3	0	3	31
01	SIMMONS, Michael		0-1	0-0	0-0	0-0-0	2	0	0	2	0	1	12
12	BERUMEN, Rafael		4-6	0-0	2-2	2-2-4	4	10	0	0	0	0	17
13	COELHO, Paulo		0-1	0-1	0-0	0-0-0	0	0	0	0	0	0	3
14	DJAHUE, Rodrigue		0-3	0-0	0-0	0-1-1	0	0	0	1	0	0	5
34	FRISBY, William		3-4	0-0	0-0	1-1-2	1	6	0	1	0	1	9
	TEAM					1-2-3							
	Totals		29-77	11-24	15-19	17-32-49	20	84	15	11	4	6	225

TOTAL FG%	1st Half: 13-33 (39.4%)	2nd Half: 14-39 (35.9%)	Game: 37.7%	DEADBALL
3-Pt. FG%	1st Half: 5-9 (55.6%)	2nd Half: 6-14 (42.9%)	Game: 45.8%	REBOUNDS
F Throw %	1st Half: 4-5 (80.0%)	2nd Half: 3-4 (75.0%)	Game: 78.9%	3

Officials: Tim Higgins-R, Ed Corbett, Pat Driscoll
Technical fouls: None.
Attendance: 19012

Score by Periods	1st	2nd	OT	Total
Georgetown	33	39	4	76
Miami Hurricanes	35	37	12	84

2001-02 Season Recap and Boxscores

Game 31 - No. 7 PITTSBURGH 76, No. 20 MIAMI 71
BIG EAST Championship Semifinals
March 8, 2002
Madison Square Garden, New York, NY

Brandin Knight and Julius Page took over down the stretch and led No. 7 Pittsburgh to a 76-71 win over No. 20 Miami in the semifinals of the BIG EAST Tournament.

Knight tied the tournament record with 14 assists and scored 20 points for the Panthers. Miami which got a career-high 30 points from Elton Tyler, led 58-54, and Pitt was in trouble with big man Ontario Lett charged with his fourth personal foul with 8:06 to play.

But Knight and Page, who had 16 points, would not let the Panthers fall any farther behind. Page hit a pair of 3-pointers and saved the ball in a scramble, finding Lett for a basket that put Pitt in front at 61-60. Two straight baskets by Jaron Brown opened the lead to 68-62. Then Knight, the conference co-player of the year, scored and hit Page with an alley-oop pass for another basket.

With Pitt holding a nine-point lead at 74-65, Miami made its run. A basket and free throw by Tyler and a 3-pointer by John Salmons made it 74-71, and the Hurricanes had the ball with 24 seconds to play.

But Salmon's pass glanced off Tyler's hands under the basket, and Page added a pair of free throws to seal the victory. Marcus Barnes scored 20 points, and Salmons had 10 for Miami. Lett finished with 13 points, and Brown had 10 for Pittsburgh.

MIAMI HURRICANES (24-7)

##	Player		tot-fg fg-fga	3-pt fg-fga	ft-fta	rebounds of-de-tot	pf	tp	a	to	blk	s	min
21	RICE, Darius	f	0-5	0-4	0-0	1-0-1	0	0	2	1	0	3	30
33	JONES, James	f	3-9	1-1	2-2	3-2-5	2	9	0	3	1	1	36
25	TYLER, Elton	c	12-16	1-1	5-6	5-4-9	3	30	2	2	2	1	31
04	BARNES, Marcus	g	7-16	3-10	3-4	0-2-2	2	20	5	1	0	1	36
05	SALMONS, John	g	4-14	2-4	0-0	2-2-4	1	10	5	3	0	0	38
01	SIMMONS, Michael		0-2	0-0	0-0	0-0-0	3	0	2	0	0	0	19
02	WATSON, Kahleaf		0-0	0-0	0-0	0-0-0	1	0	0	0	0	0	1
12	BERUMEN, Rafael		1-2	0-0	0-0	3-0-3	2	2	0	2	0	0	5
14	DJAHUE, Rodrigue		0-1	0-0	0-0	0-1-1	0	0	0	0	0	0	2
34	FRISBY, William		0-0	0-0	0-0	0-0-0	1	0	0	0	0	0	2
	TEAM					3-5-8							
	Totals		27-65	7-20	10-12	17-16-33	15	71	16	12	3	6	200

TOTAL FG%	1st Half: 15-35 (42.9%)	2nd Half: 12-30 (40.0%)	Game: 41.5%
3-Pt. FG%	1st Half: 3-8 (37.5%)	2nd Half: 4-12 (33.3%)	Game: 35.0%
F Throw %	1st Half: 1-1 (100%)	2nd Half: 9-11 (81.8%)	Game: 83.3%

DEADBALL REBOUNDS 0

PITTSBURGH (27-4)

##	Player		tot-fg fg-fga	3-pt fg-fga	ft-fta	rebounds of-de-tot	pf	tp	a	to	blk	s	min
04	BROWN, Jaron	f	5-9	0-0	0-0	1-3-4	1	10	3	4	1	1	31
05	ZAVACKAS,Donatas	f	2-5	1-2	4-4	1-1-2	0	9	1	2	1	0	34
55	MORRIS, Toree	c	0-1	0-0	0-0	0-0-0	0	0	0	0	0	0	4
01	PAGE, Julius	g	5-11	3-7	3-4	0-3-3	2	16	0	1	0	0	35
20	KNIGHT, Brandin	g	8-16	2-8	2-2	2-5-7	4	20	14	3	0	2	40
02	TROUTMAN, Chevon		1-2	0-0	2-4	2-3-5	4	4	1	1	1	1	23
15	JOHNSON, Chad		2-4	0-0	0-0	0-1-1	0	4	0	0	0	0	14
50	LETT, Ontario		6-7	0-0	1-2	2-3-5	4	13	2	0	1	1	19
	TEAM					3-3-6				1			
	Totals		29-55	6-17	12-16	11-22-33	15	76	21	12	4	5	200

TOTAL FG%	1st Half: 15-26 (57.7%)	2nd Half: 14-29 (48.3%)	Game: 52.7%
3-Pt. FG%	1st Half: 3-7 (42.9%)	2nd Half: 3-10 (30.0%)	Game: 35.3%
F Throw %	1st Half: 4-6 (66.7%)	2nd Half: 8-10 (80.0%)	Game: 75.0%

DEADBALL REBOUNDS 3,1

Officials: Ted Valentine-R, Reggie Greenwood, John Cahill
Technical fouls: None.
Attendance: 19528

Score by Periods	1st	2nd	Total
Miami Hurricanes	34	37	71
Pittsburgh	37	39	76

Game 32 - MISSOURI 93, No. 21 MIAMI 80
NCAA Championship - First Round
March 14, 2002
The Pit, Albuquerque, NM

Clarence Gilbert scored a game-high 20 points to lead six Tigers in double-figures as 12th-seeded Missouri upset No. 5-seeded Miami 93-80 in the opening-round of the NCAA West Regional in Albuquerque, NM.

Missouri scored the games' first 12 points and never looked back. It got a 3-pointer from Ricky Paulding and five straight points from Clarence Gilbert in the game-starting run.

Miami turned the ball over three times in the first three minutes and got its first score on a three-point play by John Salmons with 16:51 remaining in the first half.

Missouri's starters all scored in double figures, with Paulding getting 16 points. Travon Bryant had 10 points and 11 rebounds.

The Hurricanes, who shot 33.8 percent and took some awkward shots in the second half while trying to rally, never got closer than 23-18. That came with 9:50 left in the first half on a dunk by Darius Rice. Missouri's biggest lead was 81-64 with 4:47 left, on Paulding's 3-pointer.

Darius Rice and Elton Tyler led Miami with 17 points each. Salmons finished with 16.

MISSOURI (22-11)

##	Player		tot-fg fg-fga	3-pt fg-fga	ft-fta	rebounds of-de-tot	pf	tp	a	to	blk	s	min
05	BRYANT, Travon	f	4-6	0-0	2-3	4-7-11	4	10	2	1	0	2	21
23	PAULDING, Rickey	f	4-8	2-2	6-6	2-4-6	1	16	1	1	0	0	32
50	JOHNSON, Arthur	c	5-10	0-0	2-4	3-3-6	5	12	1	2	1	0	28
04	GILBERT, Clarence	g	4-16	2-6	10-11	1-1-2	1	20	2	2	0	1	35
21	RUSH, Kareem	g	4-12	1-6	6-6	1-4-5	4	15	7	2	1	1	28
02	STOKES, Wesley		2-2	2-2	4-6	0-2-2	3	10	1	3	0	2	20
12	GAGE, Justin		0-1	0-0	2-2	1-3-4	5	2	2	1	0	1	16
15	KROENKE, Josh		0-1	0-1	0-0	0-1-1	0	0	1	0	0	0	8
32	FERGUSON, Jeffrey		1-3	0-0	0-1	1-1-2	0	2	0	0	0	0	5
33	ECHOLS, Najeeb		2-2	0-0	2-4	3-3-6	1	6	0	0	0	0	7
	TEAM					1-2-3							
	Totals		26-61	7-17	34-43	17-31-48	24	93	17	12	2	7	200

TOTAL FG%	1st Half: 14-33 (42.4%)	2nd Half: 12-28 (42.9%)	Game: 42.6%
3-Pt. FG%	1st Half: 2-6 (33.3%)	2nd Half: 5-11 (45.5%)	Game: 41.2%
F Throw %	1st Half: 8-9 (88.9%)	2nd Half: 26-34 (76.5%)	Game: 79.1%

DEADBALL REBOUNDS 5

MIAMI HURRICANES (24-8)

##	Player		tot-fg fg-fga	3-pt fg-fga	ft-fta	rebounds of-de-tot	pf	tp	a	to	blk	s	min
21	RICE, Darius	f	3-15	1-5	10-11	3-2-5	4	17	2	1	1	1	32
33	JONES, James	f	3-12	0-4	5-6	2-3-5	3	11	1	0	1	0	35
25	TYLER, Elton	c	5-9	1-2	6-8	3-4-7	4	17	0	1	1	0	30
04	BARNES, Marcus	g	4-13	3-9	2-2	0-2-2	1	13	0	0	0	0	27
05	SALMONS, John	g	6-10	1-3	3-4	2-3-5	4	16	4	5	0	0	28
01	SIMMONS, Michael		0-0	0-0	0-0	0-0-0	3	0	0	1	0	0	9
02	WATSON, Kahleaf		1-2	0-0	1-2	1-1-2	3	3	2	1	0	2	16
12	BERUMEN, Rafael		0-1	0-0	1-2	0-1-1	0	1	0	0	0	0	1
13	COELHO, Paulo		0-0	0-0	0-0	0-0-0	1	0	0	1	0	0	2
14	DJAHUE, Rodrigue		0-1	0-0	0-0	1-0-1	2	0	1	0	0	0	6
34	FRISBY, William		1-5	0-0	0-0	3-4-7	4	2	0	1	1	0	14
	TEAM					2-2-4							
	Totals		23-68	6-23	28-35	17-22-39	29	80	10	11	4	3	200

TOTAL FG%	1st Half: 9-30 (30.0%)	2nd Half: 14-38 (36.8%)	Game: 33.8%
3-Pt. FG%	1st Half: 3-12 (25.0%)	2nd Half: 3-11 (27.3%)	Game: 26.1%
F Throw %	1st Half: 9-11 (81.8%)	2nd Half: 19-24 (79.2%)	Game: 80.0%

DEADBALL REBOUNDS 4

Officials: Gerald Boudreaux-R, Tommy Nunez, Sid Rodeheffer
Technical fouls: None.
Attendance: 16596

Score by Periods	1st	2nd	Total
Missouri	38	55	93
Miami Hurricanes	30	50	80

2001-02 Individual Statistics

#04 BARNES, Marcus

Opponent	Date	GS	Min	TOTAL FG-FGA	Pct	3-PTS 3FG-FGA	Pct	FT-FTA	Pct	REBOUNDS Off-Def-Tot	Avg	PF-FO	A	TO	Blk	Stl	Pts-Avg
vs Eastern Michigan	11-18-01	*	25	3-10	.300	2-7	.286	5-5	1.000	0-2-2	2.0	3-0	4	1	0	0	13-13.0
vs UAB	11-19-01	*	34	6-15	.400	5-12	.417	2-3	.667	0-4-4	3.0	2-0	1	3	0	0	19-16.0
vs Clemson	11-20-01	*	33	4-12	.333	2-7	.286	3-4	.750	2-4-6	4.0	1-0	4	3	0	1	13-15.0
LAFAYETTE	11-24-01		13	3-5	.600	2-3	.667	4-6	.667	1-0-1	3.3	2-0	3	0	0	1	12-14.3
FLORIDA ATLANTIC	11-26-01	*	23	5-15	.333	0-5	.000	0-0	.000	1-1-2	3.0	0-0	2	0	0	3	10-13.4
HOWARD	11-29-01	*	33	3-12	.250	3-10	.300	4-4	1.000	0-5-5	3.3	2-0	5	1	0	1	13-13.3
FLORIDA INTERNATIONAL	12-03-01	*	34	4-7	.571	3-6	.500	0-0	.000	0-1-1	3.0	1-0	1	1	0	0	11-13.0
at Texas A&M	12-9-01	*	29	4-11	.364	1-6	.167	4-4	1.000	0-2-2	2.9	3-0	2	2	0	3	13-13.0
INDIANA	12-15-01	*	29	0-9	.000	0-5	.000	8-9	.889	2-4-6	3.2	0-0	0	2	0	2	8-12.4
FLORIDA A&M	12-18-01	*	24	4-8	.500	4-8	.500	0-0	.000	0-0-0	2.9	1-0	1	1	0	1	12-12.4
CHARLOTTE	12-22-01		29	1-8	.125	1-7	.143	5-9	.556	1-3-4	3.0	2-0	1	0	0	0	8-12.0
vs LSU	12-27-01	*	28	4-7	.571	3-5	.600	2-2	1.000	0-1-1	2.8	3-0	2	0	0	1	13-12.1
ST. FRANCIS (PA)	12-30-01	*	29	4-8	.500	3-7	.429	1-2	.500	0-1-1	2.7	1-0	2	0	0	0	12-12.1
at Georgetown	01-02-02	*	36	3-12	.250	3-9	.333	6-7	.857	1-0-1	2.6	0-0	2	3	0	0	15-12.3
at Connecticut	01-05-02	*	21	2-5	.400	0-2	.000	0-0	.000	0-0-0	2.4	4-0	2	2	0	2	4-11.7
at St. John's	01-08-02	*	36	6-16	.375	4-10	.400	0-2	.000	0-3-3	2.4	4-0	1	4	0	3	16-12.0
at Virginia Tech	01-12-02	*	34	6-13	.462	5-10	.500	1-1	1.000	0-4-4	2.5	1-0	1	1	0	2	18-12.4
PITTSBURGH	01-15-02	*	44	3-11	.273	3-8	.375	2-5	.400	0-2-2	2.5	3-0	3	1	0	3	11-12.3
PROVIDENCE	01-19-02	*	37	1-7	.143	1-5	.200	1-2	.500	0-3-3	2.5	2-0	6	5	0	0	4-11.8
VILLANOVA	01-24-02	*	29	5-15	.333	3-11	.273	1-4	.250	1-3-4	2.6	2-0	3	3	0	4	14-12.0
BOSTON COLLEGE	01-29-02	*	31	1-8	.125	1-6	.167	0-0	.000	0-1-1	2.5	4-0	0	2	0	0	3-11.5
CONNECTICUT	02-02-02	*	31	2-6	.333	2-5	.400	0-0	.000	0-5-5	2.6	1-0	2	1	0	1	6-11.3
at Villanova	02-05-02	*	35	5-10	.500	3-6	.500	0-0	.000	0-2-2	2.6	3-0	3	4	0	4	13-11.3
at Boston College	02-10-02	*	27	6-11	.545	4-8	.500	0-0	.000	1-3-4	2.7	2-0	0	2	0	0	16-11.5
ST. JOHN'S	02-13-02	*	36	4-9	.444	3-6	.500	2-4	.500	0-2-2	2.6	2-0	2	1	1	4	13-11.6
at Rutgers	02-17-02	*	34	1-5	.200	1-5	.200	2-3	.667	0-1-1	2.6	3-0	1	4	0	0	5-11.3
NOTRE DAME	02-23-02	*	33	4-14	.286	2-11	.182	3-3	1.000	0-4-4	2.6	2-0	3	2	0	1	13-11.4
at Providence	02-26-02	*	36	4-11	.364	2-4	.500	2-3	.667	0-2-2	2.6	3-0	6	3	0	2	12-11.4
VIRGINIA TECH	03-02-02	*	32	6-12	.500	1-6	.167	0-0	.000	1-5-6	2.7	1-0	1	1	0	3	13-11.5
vs Georgetown	03-07-02	*	43	8-18	.444	6-10	.600	5-7	.714	2-5-7	2.9	0-0	1	1	0	1	27-12.0
vs Pittsburgh	03-08-02	*	36	7-16	.438	3-10	.300	3-4	.750	0-2-2	2.8	2-0	5	1	0	1	20-12.3
vs Missouri	03-14-02	*	27	4-13	.308	3-9	.333	2-2	1.000	0-2-2	2.8	1-0	0	0	0	0	13-12.3
Totals		30	1001	123-339	.363	79-229	.345	68-95	.716	13-77-90	2.8	61-0	70	55	1	44	393-12.3

#12 BERUMEN, Rafael

Opponent	Date	GS	Min	TOTAL FG-FGA	Pct	3-PTS 3FG-FGA	Pct	FT-FTA	Pct	REBOUNDS Off-Def-Tot	Avg	PF-FO	A	TO	Blk	Stl	Pts-Avg
vs Eastern Michigan	11-18-01		16	0-2	.000	0-0	.000	3-4	.750	3-1-4	4.0	0-0	2	3	2	1	3-3.0
vs UAB	11-19-01		6	1-1	1.000	0-0	.000	0-0	.000	1-1-2	3.0	2-0	0	0	1	0	2-2.5
vs Clemson	11-20-01		9	1-2	.500	0-0	.000	0-0	.000	1-0-1	2.3	2-0	0	0	0	0	2-2.3
LAFAYETTE	11-24-01		10	1-4	.250	0-0	.000	2-2	1.000	2-2-4	2.8	1-0	0	1	0	1	4-2.8
FLORIDA ATLANTIC	11-26-01		10	3-3	1.000	0-0	.000	0-3	.000	2-4-6	3.4	4-0	0	1	1	0	6-3.4
HOWARD	11-29-01		7	2-3	.667	1-1	1.000	0-0	.000	0-3-3	3.3	0-0	1	1	0	0	5-3.7
FLORIDA INTERNATIONAL	12-03-01		12	5-7	.714	0-0	.000	0-0	.000	1-2-3	3.3	4-0	2	0	0	0	10-4.6
at Texas A&M	12-9-01		9	1-2	.500	0-0	.000	0-0	.000	1-1-2	3.1	1-0	0	0	0	1	2-4.3
INDIANA	12-15-01		11	3-5	.600	0-0	.000	2-3	.667	1-2-3	3.1	3-0	0	0	0	0	8-4.7
FLORIDA A&M	12-18-01		14	2-3	.667	0-0	.000	0-2	.000	2-2-4	3.2	2-0	2	1	0	0	4-4.6
CHARLOTTE	12-22-01		16	3-6	.500	0-0	.000	1-2	.500	2-1-3	3.2	1-0	0	1	1	1	7-4.8
vs LSU	12-27-01		5	0-2	.000	0-0	.000	0-0	.000	1-0-1	3.0	2-0	1	1	0	1	0-4.4
ST. FRANCIS (PA)	12-30-01		10	2-3	.667	0-0	.000	0-0	.000	0-0-0	2.8	2-0	2	0	1	0	4-4.4
at Georgetown	01-02-02		7	2-4	.500	0-0	.000	0-1	.000	2-2-4	2.9	2-0	2	0	0	1	4-4.4
at Connecticut	01-05-02		13	0-0	.000	0-0	.000	1-2	.500	0-2-2	2.8	2-0	1	3	0	0	1-4.1
at St. John's	01-08-02		5	0-0	.000	0-0	.000	0-0	.000	0-2-2	2.8	1-0	1	0	0	0	0-3.9
at Virginia Tech	01-12-02		5	0-0	.000	0-0	.000	0-0	.000	0-0-0	2.6	2-0	0	1	1	0	0-3.6
PITTSBURGH	01-15-02		5	0-3	.000	0-0	.000	0-0	.000	1-0-1	2.5	1-0	0	0	0	0	0-3.4
PROVIDENCE	01-19-02		6	1-1	1.000	0-0	.000	0-0	.000	1-0-1	2.4	1-0	1	1	0	0	2-3.4
VILLANOVA	01-24-02		3	0-0	.000	0-0	.000	0-0	.000	0-0-0	2.3	2-0	0	0	0	0	0-3.2
BOSTON COLLEGE	01-29-02		12	1-2	.500	0-0	.000	2-2	1.000	1-1-2	2.3	1-0	1	0	0	0	4-3.2
CONNECTICUT	02-02-02		8	0-0	.000	0-0	.000	0-0	.000	0-2-2	2.3	4-0	1	1	0	4	0-3.1
at Villanova	02-05-02		7	0-0	.000	0-0	.000	0-0	.000	0-0-0	2.2	2-0	0	1	0	0	0-3.0
at Boston College	02-10-02		4	0-0	.000	0-0	.000	0-0	.000	0-0-0	2.1	0-0	0	0	0	0	0-2.8
ST. JOHN'S	02-13-02		4	0-0	.000	0-0	.000	0-0	.000	0-2-2	2.1	0-0	0	0	0	0	0-2.7
NOTRE DAME	02-23-02		16	3-3	1.000	0-0	.000	0-0	.000	1-0-1	2.0	3-0	1	1	2	1	6-2.8
at Providence	02-26-02		8	1-1	1.000	0-0	.000	0-0	.000	0-1-1	2.0	3-0	0	3	0	0	2-2.8
VIRGINIA TECH	03-02-02		1	0-0	.000	0-0	.000	0-0	.000	0-0-0	1.9	0-0	1	0	0	0	0-2.7
vs Georgetown	03-07-02		17	4-6	.667	0-0	.000	2-2	1.000	2-2-4	2.0	4-0	0	0	0	0	10-3.0
vs Pittsburgh	03-08-02		5	1-2	.500	0-0	.000	0-0	.000	3-0-3	2.0	2-0	0	2	0	0	2-2.9
vs Missouri	03-14-02		1	0-1	.000	0-0	.000	1-2	.500	0-1-1	2.0	0-0	0	0	0	0	1-2.9
Totals		0	262	37-66	.561	1-1	1.000	14-25	.560	28-34-62	2.0	54-0	19	22	9	11	89-2.9

2001-02 Individual Statistics

#13 COELHO, Paulo

Opponent	Date	GS	Min	TOTAL FG-FGA	Pct	3-PTS 3FG-FGA	Pct	FT-FTA	Pct	REBOUNDS Off-Def-Tot	Avg	PF-FO	A	TO	Blk	Stl	Pts-Avg
vs Eastern Michigan	11-18-01		6	0-2	.000	0-2	.000	0-0	.000	0-2-2	2.0	2-0	0	0	0	0	0-0.0
LAFAYETTE	11-24-01		13	1-1	1.000	1-1	1.000	0-0	.000	0-1-1	1.5	2-0	2	3	0	1	3-1.5
FLORIDA ATLANTIC	11-26-01		3	0-2	.000	0-0	.000	0-0	.000	0-0-0	1.0	1-0	1	1	0	0	0-1.0
FLORIDA INTERNATIONAL	12-03-01		0	0-0	.000	0-0	.000	0-0	.000	0-0-0	0.8	0-0	0	0	0	0	0-0.8
FLORIDA A&M	12-18-01		6	1-1	1.000	1-1	1.000	2-2	1.000	0-0-0	0.6	1-0	0	1	0	1	5-1.6
CHARLOTTE	12-22-01		5	0-2	.000	0-1	.000	0-0	.000	0-0-0	0.5	1-0	0	0	0	0	0-1.3
vs LSU	12-27-01		3	0-0	.000	0-0	.000	2-2	1.000	0-0-0	0.4	1-0	0	0	0	1	2-1.4
ST. FRANCIS (PA)	12-30-01		3	0-0	.000	0-0	.000	0-0	.000	0-0-0	0.4	1-0	0	0	0	0	0-1.3
at Virginia Tech	01-12-02		6	0-1	.000	0-0	.000	0-0	.000	0-0-0	0.3	1-0	0	0	0	1	0-1.1
PROVIDENCE	01-19-02		5	0-0	.000	0-0	.000	0-0	.000	0-1-1	0.4	1-0	0	0	1	1	0-1.0
VILLANOVA	01-24-02		8	0-1	.000	0-0	.000	0-0	.000	0-0-0	0.4	0-0	1	1	0	0	0-0.9
at Boston College	02-10-02		0	0-0	.000	0-0	.000	0-0	.000	0-0-0	0.3	0-0	0	0	0	0	0-0.8
ST. JOHN'S	02-13-02		1	0-1	.000	0-1	.000	0-0	.000	0-0-0	0.3	0-0	1	0	0	0	0-0.8
at Rutgers	02-17-02		0	0-1	.000	0-1	.000	0-0	.000	0-0-0	0.3	0-0	1	0	0	0	0-0.7
NOTRE DAME	02-23-02		2	0-0	.000	0-0	.000	0-0	.000	0-0-0	0.3	1-0	0	0	0	0	0-0.7
at Providence	02-26-02		3	1-2	.500	1-2	.500	0-0	.000	0-0-0	0.3	2-0	0	0	0	0	3-0.8
vs Georgetown	03-07-02		3	0-1	.000	0-1	.000	0-0	.000	0-0-0	0.2	0-0	0	0	0	0	0-0.8
vs Missouri	03-14-02		2	0-0	.000	0-0	.000	0-0	.000	0-0-0	0.2	1-0	0	1	0	0	0-0.7
Totals		0	69	3-15	.200	3-10	.300	4-4	1.000	0-4-4	0.2	15-0	6	7	1	5	13-0.7

#14 DJAHUE, Rodrigue

Opponent	Date	GS	Min	TOTAL FG-FGA	Pct	3-PTS 3FG-FGA	Pct	FT-FTA	Pct	REBOUNDS Off-Def-Tot	Avg	PF-FO	A	TO	Blk	Stl	Pts-Avg
vs Eastern Michigan	11-18-01		12	1-4	.250	1-2	.500	0-0	.000	2-4-6	6.0	3-0	0	1	0	0	3-3.0
vs UAB	11-19-01		3	0-0	.000	0-0	.000	0-0	.000	0-0-0	3.0	0-0	1	0	0	0	0-1.5
vs Clemson	11-20-01		11	1-2	.500	0-0	.000	2-2	1.000	0-0-0	2.0	1-0	0	0	0	0	4-2.3
LAFAYETTE	11-24-01		9	1-3	.333	0-0	.000	0-2	.000	1-0-1	1.8	1-0	0	0	0	0	2-2.3
FLORIDA ATLANTIC	11-26-01		13	2-5	.400	0-0	.000	0-2	.000	2-1-3	2.0	1-0	1	0	0	2	4-2.6
HOWARD	11-29-01		9	2-4	.500	0-0	.000	0-3	.000	1-1-2	2.0	1-0	1	0	0	0	4-2.8
FLORIDA INTERNATIONAL	12-03-01		5	1-2	.500	0-0	.000	1-2	.500	2-0-2	2.0	0-0	0	1	0	0	3-2.9
at Texas A&M	12-9-01		2	0-0	.000	0-0	.000	0-0	.000	1-0-1	1.9	1-0	0	0	0	0	0-2.5
INDIANA	12-15-01		9	0-3	.000	0-0	.000	1-2	.500	2-3-5	2.2	0-0	0	0	0	1	1-2.3
FLORIDA A&M	12-18-01		12	1-2	.500	0-0	.000	0-0	.000	0-2-2	2.2	3-0	2	2	0	0	2-2.3
CHARLOTTE	12-22-01		2	0-1	.000	0-0	.000	0-0	.000	0-0-0	2.0	0-0	0	0	0	0	0-2.1
vs LSU	12-27-01		1	0-0	.000	0-0	.000	0-0	.000	0-0-0	1.8	0-0	0	0	0	0	0-1.9
ST. FRANCIS (PA)	12-30-01		6	0-2	.000	0-0	.000	0-0	.000	1-1-2	1.8	1-0	0	0	0	0	0-1.8
at Georgetown	01-02-02		2	0-0	.000	0-0	.000	0-0	.000	0-0-0	1.7	1-0	0	1	0	0	0-1.6
at St. John's	01-08-02		11	4-4	1.000	0-0	.000	0-0	.000	3-1-4	1.9	1-0	0	1	0	0	8-2.1
at Virginia Tech	01-12-02		6	0-1	.000	0-0	.000	0-0	.000	0-2-2	1.9	0-0	0	1	0	0	0-1.9
PITTSBURGH	01-15-02		3	0-0	.000	0-0	.000	0-0	.000	0-0-0	1.8	0-0	0	1	0	0	0-1.8
PROVIDENCE	01-19-02		1	0-0	.000	0-0	.000	0-0	.000	0-0-0	1.7	0-0	0	0	0	0	0-1.7
VILLANOVA	01-24-02		14	2-6	.333	0-0	.000	0-0	.000	1-0-1	1.6	1-0	0	0	1	3	4-1.8
BOSTON COLLEGE	01-29-02		3	0-0	.000	0-0	.000	0-0	.000	1-1-2	1.7	0-0	0	0	0	0	0-1.8
CONNECTICUT	02-02-02		7	3-3	1.000	0-0	.000	2-2	1.000	2-1-3	1.7	0-0	0	1	0	0	8-2.0
at Villanova	02-05-02		7	0-1	.000	0-0	.000	0-0	.000	1-1-2	1.7	0-0	0	2	0	0	0-2.0
at Boston College	02-10-02		9	1-2	.500	0-0	.000	0-0	.000	0-0-0	1.7	1-0	0	0	0	0	2-2.0
ST. JOHN'S	02-13-02		6	1-1	1.000	0-0	.000	0-0	.000	0-1-1	1.6	2-0	0	1	0	0	2-2.0
at Rutgers	02-17-02		17	2-4	.500	0-0	.000	0-0	.000	1-5-6	1.8	3-0	0	0	1	1	4-2.0
NOTRE DAME	02-23-02		6	0-0	.000	0-0	.000	1-2	.500	0-1-1	1.8	0-0	0	0	0	0	1-2.0
VIRGINIA TECH	03-02-02		5	0-1	.000	0-0	.000	0-0	.000	0-2-2	1.8	2-0	0	0	1	0	0-1.9
vs Georgetown	03-07-02		5	0-3	.000	0-0	.000	0-0	.000	0-1-1	1.8	0-0	0	1	0	0	0-1.9
vs Pittsburgh	03-08-02		2	0-1	.000	0-0	.000	0-0	.000	0-1-1	1.7	0-0	0	0	0	0	0-1.8
vs Missouri	03-14-02		6	0-1	.000	0-0	.000	0-0	.000	1-0-1	1.7	2-0	1	0	0	0	0-1.7
Totals		0	204	22-56	.393	1-2	.500	7-17	.412	22-29-51	1.7	25-0	6	13	3	7	52-1.7

2001-02 Individual Statistics

#34 FRISBY, William

Opponent	Date	GS	Min	TOTAL FG-FGA	Pct	3-PTS 3FG-FGA	Pct	FT-FTA	Pct	REBOUNDS Off-Def-Tot	Avg	PF-FO	A	TO	Blk	Stl	Pts-Avg
vs Eastern Michigan	11-18-01		12	1-5	.200	0-1	.000	0-0	.000	4-1-5	5.0	4-0	0	1	0	0	2-2.0
vs UAB	11-19-01		12	0-1	.000	0-0	.000	0-1	.000	1-2-3	4.0	1-0	0	0	0	0	0-1.0
vs Clemson	11-20-01		6	0-1	.000	0-0	.000	1-2	.500	0-1-1	3.0	1-0	0	1	0	0	1-1.0
LAFAYETTE	11-24-01		10	1-3	.333	0-0	.000	0-0	.000	3-1-4	3.3	1-0	0	3	0	0	2-1.3
FLORIDA ATLANTIC	11-26-01		8	0-0	.000	0-0	.000	0-0	.000	1-1-2	3.0	2-0	0	0	1	1	0-1.0
FLORIDA INTERNATIONAL	12-03-01		6	0-0	.000	0-0	.000	0-0	.000	0-0-0	2.5	0-0	1	0	0	0	0-0.8
INDIANA	12-15-01		0	0-0	.000	0-0	.000	0-0	.000	0-0-0	2.1	0-0	0	0	0	0	0-0.7
FLORIDA A&M	12-18-01		7	1-1	1.000	0-0	.000	1-1	1.000	0-1-1	2.0	0-0	0	1	0	0	3-1.0
CHARLOTTE	12-22-01		1	0-0	.000	0-0	.000	0-0	.000	0-0-0	1.8	0-0	0	1	0	0	0-0.9
ST. FRANCIS (PA)	12-30-01		8	2-3	.667	0-0	.000	1-2	.500	0-2-2	1.8	2-0	0	0	0	0	5-1.3
at Georgetown	01-02-02		2	1-1	1.000	0-0	.000	0-0	.000	1-0-1	1.7	0-0	0	0	0	0	2-1.4
at St. John's	01-08-02		1	0-0	.000	0-0	.000	0-0	.000	0-0-0	1.6	0-0	0	0	0	0	0-1.3
at Virginia Tech	01-12-02		0	0-0	.000	0-0	.000	0-0	.000	0-0-0	1.5	0-0	0	0	0	0	0-1.2
PITTSBURGH	01-15-02		5	1-1	1.000	0-0	.000	0-0	.000	0-0-0	1.4	1-0	0	0	0	0	2-1.2
PROVIDENCE	01-19-02		5	1-1	1.000	0-0	.000	0-0	.000	1-0-1	1.3	2-0	0	0	0	0	2-1.3
VILLANOVA	01-24-02		3	0-0	.000	0-0	.000	0-0	.000	0-1-1	1.3	2-0	1	0	1	0	0-1.2
BOSTON COLLEGE	01-29-02		2	0-0	.000	0-0	.000	0-0	.000	0-0-0	1.2	0-0	1	0	0	0	0-1.1
CONNECTICUT	02-02-02		2	0-0	.000	0-0	.000	0-0	.000	0-0-0	1.2	2-0	0	0	0	0	0-1.1
at Boston College	02-10-02		13	2-3	.667	0-0	.000	1-2	.500	1-1-2	1.2	3-0	0	0	1	1	5-1.3
ST. JOHN'S	02-13-02		8	0-1	.000	0-0	.000	2-2	1.000	2-3-5	1.4	2-0	0	2	1	0	2-1.3
at Rutgers	02-17-02		2	1-1	1.000	0-0	.000	0-0	.000	0-0-0	1.3	2-0	0	1	0	0	2-1.3
NOTRE DAME	02-23-02		3	0-2	.000	0-0	.000	2-2	1.000	0-0-0	1.3	1-0	0	1	1	0	2-1.4
at Providence	02-26-02		3	0-0	.000	0-0	.000	0-0	.000	0-0-0	1.2	2-0	0	1	0	1	0-1.3
VIRGINIA TECH	03-02-02		6	1-2	.500	0-0	.000	1-2	.500	0-1-1	1.2	2-0	0	1	0	0	3-1.4
vs Georgetown	03-07-02		9	3-4	.750	0-0	.000	0-0	.000	1-1-2	1.2	1-0	0	1	0	1	6-1.6
vs Pittsburgh	03-08-02		2	0-0	.000	0-0	.000	0-0	.000	0-0-0	1.2	1-0	0	0	0	0	0-1.5
vs Missouri	03-14-02		14	1-5	.200	0-0	.000	0-0	.000	3-4-7	1.4	4-0	0	1	1	0	2-1.5
Totals		0	150	16-35	.457	0-1	.000	9-14	.643	18-20-38	1.4	36-0	3	15	6	4	41-1.5

#33 JONES, James

Opponent	Date	GS	Min	TOTAL FG-FGA	Pct	3-PTS 3FG-FGA	Pct	FT-FTA	Pct	REBOUNDS Off-Def-Tot	Avg	PF-FO	A	TO	Blk	Stl	Pts-Avg
vs Eastern Michigan	11-18-01	*	18	5-7	.714	4-6	.667	3-5	.600	3-2-5	5.0	3-0	1	1	3	0	17-17.0
vs UAB	11-19-01	*	32	2-4	.500	0-1	.000	6-9	.667	0-4-4	4.5	4-0	1	2	3	1	10-13.5
vs Clemson	11-20-01	*	33	3-11	.273	0-3	.000	3-5	.600	2-3-5	4.7	2-0	2	1	1	3	9-12.0
LAFAYETTE	11-24-01	*	27	2-8	.250	0-3	.000	6-7	.857	1-3-4	4.5	2-0	2	0	0	5	10-11.5
FLORIDA ATLANTIC	11-26-01	*	25	6-15	.400	1-2	.500	2-3	.667	9-6-15	6.6	0-0	4	2	3	1	15-12.2
HOWARD	11-29-01	*	25	6-11	.545	2-3	.667	0-0	.000	1-6-7	6.7	2-0	0	1	1	0	14-12.5
FLORIDA INTERNATIONAL	12-03-01	*	33	6-14	.429	0-3	.000	6-6	1.000	4-4-8	6.9	3-0	2	0	8	0	18-13.3
at Texas A&M	12-9-01	*	36	6-12	.500	2-2	1.000	4-4	1.000	4-5-9	7.1	2-0	1	2	3	0	18-13.9
INDIANA	12-15-01	*	33	5-15	.333	0-4	.000	3-6	.500	4-9-13	7.8	4-0	0	2	5	2	13-13.8
FLORIDA A&M	12-18-01	*	25	4-9	.444	1-3	.333	0-0	.000	1-8-9	7.9	3-0	1	1	2	1	9-13.3
CHARLOTTE	12-22-01	*	37	3-12	.250	0-4	.000	2-2	1.000	1-7-8	7.9	1-0	2	5	1	1	8-12.8
vs LSU	12-27-01	*	35	5-11	.455	3-6	.500	1-2	.500	0-7-7	7.8	1-0	2	4	4	2	14-12.9
ST. FRANCIS (PA)	12-30-01	*	28	4-8	.500	1-4	.250	2-2	1.000	1-6-7	7.8	1-0	3	1	2	0	11-12.8
at Georgetown	01-02-02	*	36	7-13	.538	3-5	.600	5-5	1.000	1-1-2	7.4	3-0	2	3	2	2	22-13.4
at Connecticut	01-05-02	*	38	4-11	.364	0-1	.000	8-9	.889	2-1-3	7.1	3-0	2	0	5	3	16-13.6
at St. John's	01-08-02	*	29	1-6	.167	0-3	.000	5-6	.833	1-5-6	7.0	3-0	1	5	2	2	7-13.2
at Virginia Tech	01-12-02	*	33	5-9	.556	3-6	.500	2-2	1.000	0-2-2	6.7	3-0	1	2	2	1	15-13.3
PITTSBURGH	01-15-02	*	47	5-10	.500	0-1	.000	2-2	1.000	1-3-4	6.6	4-0	0	2	4	3	12-13.2
PROVIDENCE	01-19-02	*	42	5-9	.556	1-2	.500	12-14	.857	4-7-11	6.8	2-0	5	3	2	2	23-13.7
VILLANOVA	01-24-02	*	23	1-7	.143	0-4	.000	3-4	.750	1-2-3	6.6	2-0	2	1	1	1	5-13.3
BOSTON COLLEGE	01-29-02	*	38	4-13	.308	3-5	.600	8-8	1.000	4-8-12	6.9	1-0	1	2	2	0	19-13.6
CONNECTICUT	02-02-02	*	33	1-4	.250	0-1	.000	6-6	1.000	2-3-5	6.8	2-0	1	2	6	0	8-13.3
at Villanova	02-05-02	*	33	5-11	.455	4-9	.444	2-2	1.000	2-2-4	6.7	1-0	4	0	1	1	16-13.4
at Boston College	02-10-02	*	36	2-9	.222	0-1	.000	2-3	.667	1-5-6	6.6	5-1	1	0	2	1	6-13.1
ST. JOHN'S	02-13-02	*	36	5-15	.333	0-3	.000	2-2	1.000	1-3-4	6.5	2-0	2	2	3	4	12-13.1
at Rutgers	02-17-02	*	32	2-8	.250	0-1	.000	3-4	.750	1-6-7	6.5	3-0	0	4	1	2	7-12.8
NOTRE DAME	02-23-02	*	36	9-17	.529	2-6	.333	1-1	1.000	1-5-6	6.5	3-0	0	0	2	2	21-13.1
at Providence	02-26-02	*	35	7-12	.583	1-1	1.000	0-0	.000	2-4-6	6.5	3-0	2	0	1	1	15-13.2
VIRGINIA TECH	03-02-02	*	34	5-10	.500	0-2	.000	3-3	1.000	3-2-5	6.4	1-0	1	1	1	1	13-13.2
vs Georgetown	03-07-02	*	29	2-10	.200	1-5	.200	2-2	1.000	2-4-6	6.4	4-0	1	0	3	0	7-13.0
vs Pittsburgh	03-08-02	*	36	3-9	.333	1-1	1.000	2-2	1.000	3-2-5	6.4	2-0	0	3	1	1	9-12.9
vs Missouri	03-14-02	*	35	3-12	.250	0-4	.000	5-6	.833	2-3-5	6.3	3-0	1	0	1	0	11-12.8
Totals		32	1048	133-332	.401	33-105	.314	111-132	.841	65-138-203	6.3	78-1	48	52	78	43	410-12.8

2001-02 Individual Statistics

#20 MARAKOVITS, Danny

Opponent	Date	GS	Min	TOTAL FG-FGA	Pct	3-PTS 3FG-FGA	Pct	FT-FTA	Pct	REBOUNDS Off-Def-Tot	Avg	PF-FO	A	TO	Blk	Stl	Pts-Avg
vs Eastern Michigan	11-18-01		5	0-2	.000	0-2	.000	0-0	.000	0-0-0	0.0	1-0	0	1	0	0	0-0.0
LAFAYETTE	11-24-01		3	0-2	.000	0-1	.000	0-0	.000	0-1-1	0.5	0-0	0	0	0	0	0-0.0
FLORIDA ATLANTIC	11-26-01		3	1-2	.500	1-2	.500	0-0	.000	0-1-1	0.7	0-0	0	0	0	0	3-1.0
FLORIDA INTERNATIONAL	12-03-01		0	0-0	.000	0-0	.000	0-0	.000	0-0-0	0.5	0-0	0	0	0	0	0-0.8
FLORIDA A&M	12-18-01		4	1-3	.333	0-1	.000	0-0	.000	1-1-2	0.8	2-0	1	0	0	1	2-1.0
VILLANOVA	01-24-02		0	0-0	.000	0-0	.000	0-0	.000	0-0-0	0.7	0-0	0	0	0	0	0-0.8
ST. JOHN'S	02-13-02		1	0-0	.000	0-0	.000	0-0	.000	0-0-0	0.6	0-0	0	0	0	0	0-0.7
Totals		0	16	2-9	.222	1-6	.167	0-0	.000	1-3-4	0.6	3-0	1	1	0	1	5-0.7

#10 OKPALOBI, Brandon

Opponent	Date	GS	Min	TOTAL FG-FGA	Pct	3-PTS 3FG-FGA	Pct	FT-FTA	Pct	REBOUNDS Off-Def-Tot	Avg	PF-FO	A	TO	Blk	Stl	Pts-Avg
vs Eastern Michigan	11-18-01		11	0-2	.000	0-0	.000	0-0	.000	1-1-2	2.0	2-0	2	1	0	2	0-0.0
LAFAYETTE	11-24-01		8	0-2	.000	0-0	.000	0-0	.000	0-0-0	1.0	0-0	0	0	0	1	0-0.0
FLORIDA ATLANTIC	11-26-01		9	0-2	.000	0-0	.000	0-0	.000	1-0-1	1.0	0-0	0	0	0	0	0-0.0
HOWARD	11-29-01		1	0-0	.000	0-0	.000	0-0	.000	0-0-0	0.8	0-0	0	0	0	0	0-0.0
FLORIDA INTERNATIONAL	12-03-01		0	0-0	.000	0-0	.000	0-0	.000	0-0-0	0.6	0-0	0	0	0	0	0-0.0
FLORIDA A&M	12-18-01		2	0-0	.000	0-0	.000	0-0	.000	0-0-0	0.5	0-0	1	0	0	0	0-0.0
VILLANOVA	01-24-02		0	0-0	.000	0-0	.000	0-0	.000	0-0-0	0.4	0-0	0	0	0	0	0-0.0
Totals		0	31	0-6	.000	0-0	.000	0-0	.000	2-1-3	0.4	2-0	3	1	0	3	0-0.0



2001-02 Individual Statistics

#21 RICE, Darius

Opponent	Date	GS	Min	TOTAL FG-FGA	Pct	3-PTS 3FG-FGA	Pct	FT-FTA	Pct	REBOUNDS Off-Def-Tot	Avg	PF-FO	A	TO	Blk	Stl	Pts-Avg
vs Eastern Michigan	11-18-01	*	23	7-10	.700	3-4	.750	4-4	1.000	0-9-9	9.0	0-0	2	1	0	2	21-21.0
vs UAB	11-19-01	*	33	7-11	.636	4-7	.571	5-6	.833	2-5-7	8.0	3-0	1	2	0	1	23-22.0
vs Clemson	11-20-01	*	29	1-7	.143	0-4	.000	1-2	.500	1-7-8	8.0	1-0	0	1	0	0	3-15.7
LAFAYETTE	11-24-01	*	28	6-16	.375	5-9	.556	3-5	.600	2-4-6	7.5	2-0	1	1	0	2	20-16.8
FLORIDA ATLANTIC	11-26-01	*	27	5-14	.357	2-4	.500	2-2	1.000	5-4-9	7.8	0-0	2	3	1	2	14-16.2
HOWARD	11-29-01	*	33	4-10	.400	3-6	.500	0-0	.000	3-4-7	7.7	0-0	6	3	4	0	11-15.3
FLORIDA INTERNATIONAL	12-03-01	*	35	3-11	.273	1-3	.333	1-2	.500	1-7-8	7.7	0-0	3	0	0	1	8-14.3
at Texas A&M	12-9-01	*	35	4-12	.333	3-6	.500	4-4	1.000	2-3-5	7.4	0-0	3	3	1	1	15-14.4
INDIANA	12-15-01	*	35	2-11	.182	0-4	.000	0-0	.000	0-2-2	6.8	4-0	1	5	0	1	4-13.2
FLORIDA A&M	12-18-01	*	25	8-14	.571	6-10	.600	2-2	1.000	2-3-5	6.6	0-0	1	2	1	1	24-14.3
CHARLOTTE	12-22-01	*	36	5-12	.417	2-6	.333	1-2	.500	2-5-7	6.6	0-0	0	1	3	0	13-14.2
vs LSU	12-27-01	*	34	3-10	.300	0-4	.000	2-2	1.000	0-2-2	6.3	3-0	1	0	0	1	8-13.7
ST. FRANCIS (PA)	12-30-01	*	26	3-16	.188	2-7	.286	0-1	.000	3-4-7	6.3	2-0	3	2	0	0	8-13.2
at Georgetown	01-02-02	*	35	4-13	.308	2-7	.286	0-0	.000	1-8-9	6.5	2-0	4	1	0	0	10-13.0
at Connecticut	01-05-02	*	32	6-15	.400	4-8	.500	6-6	1.000	0-6-6	6.5	2-0	0	2	0	2	22-13.6
at St. John's	01-08-02	*	34	3-15	.200	2-9	.222	5-6	.833	0-4-4	6.3	3-0	0	3	0	1	13-13.6
at Virginia Tech	01-12-02	*	34	5-12	.417	5-10	.500	1-2	.500	1-3-4	6.2	0-0	1	0	0	1	16-13.7
PITTSBURGH	01-15-02	*	41	4-10	.400	0-6	.000	1-2	.500	1-4-5	6.1	1-0	2	1	0	0	9-13.4
PROVIDENCE	01-19-02	*	39	13-17	.765	6-8	.750	0-1	.000	2-4-6	6.1	1-0	2	1	1	6	32-14.4
VILLANOVA	01-24-02	*	33	10-15	.667	4-6	.667	6-9	.667	0-10-10	6.3	1-0	1	2	0	1	30-15.2
BOSTON COLLEGE	01-29-02	*	36	5-16	.313	1-9	.111	5-5	1.000	1-4-5	6.2	3-0	2	1	2	0	16-15.2
CONNECTICUT	02-02-02	*	28	3-12	.250	0-5	.000	0-0	.000	2-1-3	6.1	2-0	0	2	2	1	6-14.8
at Villanova	02-05-02	*	36	1-7	.143	0-4	.000	5-6	.833	1-9-10	6.3	1-0	3	3	0	1	7-14.5
at Boston College	02-10-02	*	36	5-13	.385	2-7	.286	3-4	.750	0-5-5	6.2	4-0	2	3	1	3	15-14.5
ST. JOHN'S	02-13-02	*	26	2-9	.222	1-6	.167	2-2	1.000	1-4-5	6.2	3-0	2	3	1	2	7-14.2
at Rutgers	02-17-02	*	37	6-14	.429	4-9	.444	5-7	.714	3-3-6	6.2	0-0	1	1	0	1	21-14.5
NOTRE DAME	02-23-02	*	32	8-17	.471	6-12	.500	1-2	.500	0-4-4	6.1	3-0	2	0	1	3	23-14.8
at Providence	02-26-02	*	37	10-17	.588	1-6	.167	9-9	1.000	3-7-10	6.2	2-0	3	3	0	0	30-15.3
VIRGINIA TECH	03-02-02		33	3-13	.231	2-6	.333	6-7	.857	1-3-4	6.1	4-0	0	3	1	0	14-15.3
vs Georgetown	03-07-02	*	41	6-16	.375	4-7	.571	2-4	.500	2-4-6	6.1	2-0	1	1	1	0	18-15.4
vs Pittsburgh	03-08-02	*	30	0-5	.000	0-4	.000	0-0	.000	1-0-1	6.0	0-0	2	1	0	3	0-14.9
vs Missouri	03-14-02	*	32	3-15	.200	1-5	.200	10-11	.909	3-2-5	5.9	4-0	2	1	1	1	17-14.9
Totals		31	1051	155-405	.383	76-208	.365	92-115	.800	46-144-190	5.9	53-0	54	56	21	38	478-14.9

#05 SALMONS, John

Opponent	Date	GS	Min	TOTAL FG-FGA	Pct	3-PTS 3FG-FGA	Pct	FT-FTA	Pct	REBOUNDS Off-Def-Tot	Avg	PF-FO	A	TO	Blk	Stl	Pts-Avg
vs Eastern Michigan	11-18-01	*	25	7-10	.700	0-0	.000	1-2	.500	1-3-4	4.0	0-0	6	2	0	3	15-15.0
vs UAB	11-19-01	*	34	7-16	.438	2-4	.500	4-7	.571	2-3-5	4.5	4-0	6	6	0	3	20-17.5
vs Clemson	11-20-01	*	34	7-15	.467	1-3	.333	3-3	1.000	6-4-10	6.3	4-0	4	5	0	2	18-17.7
LAFAYETTE	11-24-01	*	25	2-5	.400	1-1	1.000	3-4	.750	1-4-5	6.0	3-0	3	0	1	3	8-15.3
FLORIDA ATLANTIC	11-26-01	*	25	4-13	.308	0-2	.000	1-3	.333	5-7-12	7.2	2-0	3	2	1	4	9-14.0
HOWARD	11-29-01	*	33	6-11	.545	0-2	.000	7-8	.875	3-5-8	7.3	0-0	6	1	0	2	19-14.8
FLORIDA INTERNATIONAL	12-03-01	*	26	3-8	.375	1-3	.333	0-0	.000	1-2-3	6.7	4-0	6	3	0	1	7-13.7
at Texas A&M	12-9-01	*	34	1-5	.200	0-1	.000	2-2	1.000	1-2-3	6.3	2-0	5	4	0	0	4-12.5
INDIANA	12-15-01	*	36	4-7	.571	0-0	.000	4-5	.800	1-6-7	6.3	3-0	4	6	2	2	12-12.4
FLORIDA A&M	12-18-01	*	28	2-3	.667	0-1	.000	2-2	1.000	0-7-7	6.4	0-0	10	3	4	4	6-11.8
CHARLOTTE	12-22-01	*	35	4-7	.571	2-4	.500	5-6	.833	1-8-9	6.6	5-1	10	2	2	3	15-12.1
vs LSU	12-27-01	*	36	8-11	.727	2-2	1.000	1-2	.500	1-2-3	6.3	2-0	5	5	0	3	19-12.7
ST. FRANCIS (PA)	12-30-01	*	32	8-11	.727	2-3	.667	3-4	.750	1-4-5	6.2	2-0	4	3	3	1	21-13.3
at Georgetown	01-02-02	*	37	4-9	.444	0-2	.000	3-4	.750	3-6-9	6.4	4-0	5	3	0	4	11-13.1
at Connecticut	01-05-02	*	36	6-13	.462	2-3	.667	3-3	1.000	1-2-3	6.2	3-0	5	5	0	0	17-13.4
at St. John's	01-08-02	*	35	1-10	.100	1-4	.250	6-6	1.000	3-5-8	6.3	2-0	5	2	0	1	9-13.1
at Virginia Tech	01-12-02	*	23	1-3	.333	0-0	.000	4-4	1.000	3-2-5	6.2	2-0	6	3	0	0	6-12.7
PITTSBURGH	01-15-02	*	46	8-18	.444	1-3	.333	8-8	1.000	3-5-8	6.3	3-0	6	3	0	1	25-13.4
PROVIDENCE	01-19-02	*	40	8-13	.615	0-2	.000	7-8	.875	2-1-3	6.2	1-0	7	2	0	0	23-13.9
VILLANOVA	01-24-02	*	33	4-6	.667	0-1	.000	7-7	1.000	1-5-6	6.2	3-0	5	6	2	1	15-14.0
BOSTON COLLEGE	01-29-02	*	38	2-9	.222	0-3	.000	5-5	1.000	2-3-5	6.1	3-0	5	5	2	4	9-13.7
CONNECTICUT	02-02-02	*	37	6-15	.400	2-5	.400	6-9	.667	2-3-5	6.0	0-0	3	3	1	1	20-14.0
at Villanova	02-05-02	*	37	3-6	.500	1-2	.500	6-6	1.000	0-4-4	6.0	3-0	6	4	0	1	13-14.0
at Boston College	02-10-02	*	39	6-10	.600	1-3	.333	3-3	1.000	0-5-5	5.9	3-0	3	6	0	1	16-14.0
ST. JOHN'S	02-13-02	*	34	4-7	.571	0-2	.000	8-9	.889	1-5-6	5.9	1-0	11	4	0	3	16-14.1
at Rutgers	02-17-02	*	38	5-10	.500	0-2	.000	4-5	.800	1-5-6	5.9	2-0	7	9	2	1	14-14.1
NOTRE DAME	02-23-02	*	30	1-8	.125	0-4	.000	1-2	.500	5-6-11	6.1	3-0	13	5	0	1	3-13.7
at Providence	02-26-02	*	37	2-2	1.000	0-0	.000	2-2	1.000	0-2-2	6.0	3-0	7	4	0	2	6-13.4
VIRGINIA TECH	03-02-02	*	37	2-6	.333	0-1	.000	7-9	.778	2-2-4	5.9	1-0	10	2	0	2	11-13.3
vs Georgetown	03-07-02	*	31	1-6	.167	0-1	.000	4-4	1.000	2-9-11	6.1	2-0	10	3	0	3	6-13.1
vs Pittsburgh	03-08-02	*	38	4-14	.286	2-4	.500	0-0	.000	2-2-4	6.0	1-0	5	3	0	0	10-13.0
vs Missouri	03-14-02	*	28	6-10	.600	1-3	.333	3-4	.750	2-3-5	6.0	4-0	4	5	0	0	16-13.1
Totals		32	1077	137-297	.461	22-71	.310	123-146	.842	59-132-191	6.0	75-1	195	119	20	57	419-13.1

2001-02 Individual Statistics

#11 SCHLIE, Jerry

Opponent	Date	GS	Min	TOTAL FG-FGA	Pct	3-PTS 3FG-FGA	Pct	FT-FTA	Pct	REBOUNDS Off-Def-Tot	Avg	PF-FO	A	TO	Blk	Stl	Pts-Avg
vs Eastern Michigan	11-18-01		6	0-1	.000	0-1	.000	1-2	.500	0-0-0	0.0	0-0	0	0	0	0	1-1.0
LAFAYETTE	11-24-01		3	0-1	.000	0-0	.000	0-0	.000	0-1-1	0.5	0-0	0	0	0	0	0-0.5
FLORIDA ATLANTIC	11-26-01		3	0-1	.000	0-1	.000	0-0	.000	0-0-0	0.3	1-0	1	0	0	0	0-0.3
HOWARD	11-29-01		6	0-0	.000	0-0	.000	2-2	1.000	0-1-1	0.5	1-0	0	0	0	0	2-0.8
FLORIDA INTERNATIONAL	12-03-01		0	0-0	.000	0-0	.000	0-0	.000	0-0-0	0.4	0-0	0	0	0	0	0-0.6
ST. FRANCIS (PA)	12-30-01		7	0-0	.000	0-0	.000	0-0	.000	0-0-0	0.3	0-0	1	0	0	0	0-0.5
VILLANOVA	01-24-02		0	0-0	.000	0-0	.000	0-0	.000	0-0-0	0.3	0-0	0	0	0	0	0-0.4
ST. JOHN'S	02-13-02		1	2-2	1.000	2-2	1.000	0-0	.000	0-0-0	0.3	2-0	0	0	0	0	6-1.1
VIRGINIA TECH	03-02-02	*	4	2-3	.667	1-2	.500	0-0	.000	0-0-0	0.2	1-0	1	0	0	1	5-1.6
Totals		1	30	4-8	.500	3-6	.500	3-4	.750	0-2-2	0.2	5-0	3	0	0	1	14-1.6

#01 SIMMONS, Michael

Opponent	Date	GS	Min	TOTAL FG-FGA	Pct	3-PTS 3FG-FGA	Pct	FT-FTA	Pct	REBOUNDS Off-Def-Tot	Avg	PF-FO	A	TO	Blk	Stl	Pts-Avg
vs Eastern Michigan	11-18-01		10	0-1	.000	0-1	.000	1-2	.500	0-0-0	0.0	4-0	2	2	0	0	1-1.0
vs UAB	11-19-01		13	0-0	.000	0-0	.000	0-0	.000	0-1-1	0.5	4-0	4	0	0	1	0-0.5
vs Clemson	11-20-01		13	1-2	.500	1-2	.500	0-0	.000	0-1-1	0.7	3-0	0	1	0	0	3-1.3
LAFAYETTE	11-24-01	*	17	3-4	.750	0-1	.000	5-6	.833	0-2-2	1.0	3-0	1	1	0	2	11-3.8
FLORIDA ATLANTIC	11-26-01		23	5-9	.556	3-4	.750	0-0	.000	2-1-3	1.4	1-0	1	3	0	2	13-5.6
HOWARD	11-29-01		23	1-4	.250	0-2	.000	0-0	.000	1-3-4	1.8	1-0	4	1	0	2	2-5.0
FLORIDA INTERNATIONAL	12-03-01		19	1-3	.333	0-2	.000	0-0	.000	1-0-1	1.7	4-0	2	2	0	2	2-4.6
at Texas A&M	12-9-01		22	0-0	.000	0-0	.000	0-1	.000	0-1-1	1.6	2-0	4	2	0	2	0-4.0
INDIANA	12-15-01		23	0-1	.000	0-0	.000	0-2	.000	1-6-7	2.2	4-0	2	1	0	2	0-3.6
FLORIDA A&M	12-18-01		15	0-3	.000	0-2	.000	1-2	.500	1-2-3	2.3	2-0	3	0	0	0	1-3.3
CHARLOTTE	12-22-01	*	12	1-2	.500	1-2	.500	0-0	.000	0-0-0	2.1	3-0	1	0	0	1	3-3.3
vs LSU	12-27-01		20	2-3	.667	0-1	.000	0-0	.000	0-2-2	2.1	0-0	3	2	0	3	4-3.3
ST. FRANCIS (PA)	12-30-01		16	0-0	.000	0-0	.000	0-0	.000	1-3-4	2.2	1-0	4	1	0	2	0-3.1
at Georgetown	01-02-02		14	1-1	1.000	1-1	1.000	0-0	.000	0-2-2	2.2	1-0	1	2	0	0	3-3.1
at Connecticut	01-05-02		24	2-3	.667	0-1	.000	0-0	.000	0-3-3	2.3	2-0	5	2	0	1	4-3.1
at St. John's	01-08-02		18	0-1	.000	0-0	.000	0-0	.000	0-2-2	2.3	5-1	4	0	0	1	0-2.9
at Virginia Tech	01-12-02		21	0-2	.000	0-0	.000	2-2	1.000	0-0-0	2.1	3-0	5	2	0	3	2-2.9
PITTSBURGH	01-15-02		14	1-1	1.000	0-0	.000	0-0	.000	0-0-0	2.0	1-0	2	2	0	2	2-2.8
PROVIDENCE	01-19-02		17	0-1	.000	0-1	.000	2-2	1.000	0-2-2	2.0	1-0	2	2	1	0	2-2.8
VILLANOVA	01-24-02		19	0-1	.000	0-0	.000	0-1	.000	0-1-1	2.0	0-0	2	2	0	0	0-2.7
BOSTON COLLEGE	01-29-02		12	2-3	.667	1-2	.500	0-0	.000	0-2-2	2.0	3-0	1	1	0	1	5-2.8
CONNECTICUT	02-02-02		19	2-2	1.000	0-0	.000	0-0	.000	0-0-0	1.9	2-0	2	1	1	0	4-2.8
at Villanova	02-05-02		14	1-3	.333	0-1	.000	0-0	.000	1-2-3	1.9	2-0	0	0	0	1	2-2.8
at Boston College	02-10-02		8	0-1	.000	0-0	.000	0-0	.000	0-0-0	1.8	4-0	1	1	0	1	0-2.7
ST. JOHN'S	02-13-02		14	0-0	.000	0-0	.000	0-0	.000	0-4-4	1.9	2-0	1	1	0	0	0-2.6
at Rutgers	02-17-02		17	1-2	.500	0-0	.000	2-2	1.000	0-1-1	1.9	5-1	2	1	0	2	4-2.6
NOTRE DAME	02-23-02		24	0-1	.000	0-0	.000	0-0	.000	0-2-2	1.9	1-0	3	0	0	3	0-2.5
at Providence	02-26-02		18	2-3	.667	0-0	.000	0-0	.000	2-1-3	1.9	2-0	1	0	0	3	4-2.6
VIRGINIA TECH	03-02-02		14	0-1	.000	0-0	.000	0-0	.000	0-0-0	1.9	1-0	3	1	0	1	0-2.5
vs Georgetown	03-07-02		12	0-1	.000	0-0	.000	0-0	.000	0-0-0	1.8	2-0	0	2	0	1	0-2.4
vs Pittsburgh	03-08-02		19	0-2	.000	0-0	.000	0-0	.000	0-0-0	1.7	3-0	2	0	0	0	0-2.3
vs Missouri	03-14-02		9	0-0	.000	0-0	.000	0-0	.000	0-0-0	1.7	3-0	0	1	0	0	0-2.3
Totals		2	533	26-61	.426	7-23	.304	13-20	.650	10-44-54	1.7	75-2	68	37	2	39	72-2.3

2001-02 Individual Statistics

#25 TYLER, Elton

Opponent	Date	GS	Min	TOTAL FG-FGA	Pct	3-PTS 3FG-FGA	Pct	FT-FTA	Pct	REBOUNDS Off-Def-Tot	Avg	PF-FO	A	TO	Blk	Stl	Pts-Avg
vs Eastern Michigan	11-18-01	*	25	4-6	.667	1-1	1.000	0-0	.000	1-2-3	3.0	1-0	0	0	1	0	9-9.0
vs UAB	11-19-01	*	31	2-7	.286	0-1	.000	3-4	.750	2-2-4	3.5	3-0	2	2	1	0	7-8.0
vs Clemson	11-20-01	*	26	4-7	.571	1-1	1.000	1-2	.500	1-3-4	3.7	3-0	0	2	2	1	10-8.7
LAFAYETTE	11-24-01	*	26	3-6	.500	0-0	.000	1-2	.500	0-2-2	3.3	1-0	1	4	2	1	7-8.3
FLORIDA ATLANTIC	11-26-01	*	20	0-4	.000	0-1	.000	0-0	.000	1-2-3	3.2	1-0	0	1	1	0	0-6.6
HOWARD	11-29-01	*	24	8-10	.800	1-2	.500	0-0	.000	3-3-6	3.7	4-0	3	0	1	0	17-8.3
FLORIDA INTERNATIONAL	12-03-01	*	30	6-8	.750	1-1	1.000	5-7	.714	2-2-4	3.7	1-0	3	4	1	4	18-9.7
at Texas A&M	12-9-01	*	30	5-10	.500	0-1	.000	2-2	1.000	3-6-9	4.4	2-0	1	1	1	2	12-10.0
INDIANA	12-15-01	*	24	5-6	.833	0-0	.000	2-4	.500	1-4-5	4.4	4-0	0	3	0	3	12-10.2
FLORIDA A&M	12-18-01	*	21	4-6	.667	0-0	.000	2-3	.667	0-2-2	4.2	0-0	1	1	1	0	10-10.2
CHARLOTTE	12-22-01	*	26	3-7	.429	0-1	.000	4-6	.667	2-3-5	4.3	2-0	0	0	1	0	10-10.2
vs LSU	12-27-01	*	37	3-7	.429	0-0	.000	2-2	1.000	1-6-7	4.5	3-0	1	3	4	3	8-10.0
ST. FRANCIS (PA)	12-30-01	*	29	3-4	.750	0-0	.000	4-4	1.000	2-4-6	4.6	2-0	1	1	4	0	10-10.0
at Georgetown	01-02-02	*	29	4-8	.500	1-2	.500	3-4	.750	4-1-5	4.6	3-0	3	3	1	2	12-10.1
at Connecticut	01-05-02	*	36	5-12	.417	0-2	.000	1-2	.500	1-7-8	4.9	2-0	0	0	1	1	11-10.2
at St. John's	01-08-02	*	29	2-5	.400	0-0	.000	3-5	.600	2-6-8	5.1	4-0	0	3	1	0	7-10.0
at Virginia Tech	01-12-02	*	34	6-10	.600	0-0	.000	8-8	1.000	2-3-5	5.1	4-0	2	2	3	0	20-10.6
PITTSBURGH	01-15-02	*	43	7-10	.700	1-1	1.000	0-0	.000	1-2-3	4.9	2-0	1	1	1	1	15-10.8
PROVIDENCE	01-19-02	*	33	6-10	.600	0-1	.000	2-3	.667	3-4-7	5.1	4-0	1	2	2	0	14-11.0
VILLANOVA	01-24-02	*	34	4-4	1.000	0-0	.000	0-0	.000	1-6-7	5.2	3-0	2	2	2	2	8-10.9
BOSTON COLLEGE	01-29-02	*	26	2-5	.400	0-0	.000	5-6	.833	2-2-4	5.1	3-0	1	4	1	0	9-10.8
CONNECTICUT	02-02-02	*	35	6-12	.500	0-1	.000	4-7	.571	1-3-4	5.0	3-0	1	3	2	1	16-11.0
at Villanova	02-05-02	*	31	6-9	.667	0-0	.000	2-2	1.000	2-3-5	5.0	3-0	0	5	1	0	14-11.1
at Boston College	02-10-02	*	23	1-7	.143	0-0	.000	1-2	.500	2-1-3	5.0	4-0	2	2	1	0	3-10.8
ST. JOHN'S	02-13-02	*	32	10-13	.769	0-0	.000	1-1	1.000	2-3-5	5.0	3-0	1	0	5	0	21-11.2
at Rutgers	02-17-02	*	23	1-1	1.000	0-0	.000	2-2	1.000	1-4-5	5.0	0-0	1	1	2	1	4-10.9
NOTRE DAME	02-23-02	*	17	4-7	.571	0-1	.000	0-0	.000	2-0-2	4.9	2-0	1	1	1	0	8-10.8
at Providence	02-26-02	*	23	3-5	.600	0-0	.000	3-4	.750	1-2-3	4.8	4-0	0	3	0	1	9-10.8
VIRGINIA TECH	03-02-02	*	34	10-14	.714	1-1	1.000	3-3	1.000	5-3-8	4.9	2-0	3	2	1	0	24-11.2
vs Georgetown	03-07-02	*	35	5-12	.417	0-0	.000	0-0	.000	5-4-9	5.0	5-1	2	2	0	0	10-11.2
vs Pittsburgh	03-08-02	*	31	12-16	.750	1-1	1.000	5-6	.833	5-4-9	5.2	3-0	2	2	2	1	30-11.8
vs Missouri	03-14-02	*	30	5-9	.556	1-2	.500	6-8	.750	3-4-7	5.2	4-0	0	1	1	0	17-11.9
Totals		32	927	149-257	.580	9-21	.429	75-99	.758	64-103-167	5.2	85-1	36	61	48	24	382-11.9

#02 WATSON, Kahleaf

Opponent	Date	GS	Min	TOTAL FG-FGA	Pct	3-PTS 3FG-FGA	Pct	FT-FTA	Pct	REBOUNDS Off-Def-Tot	Avg	PF-FO	A	TO	Blk	Stl	Pts-Avg
vs Eastern Michigan	11-18-01		6	4-4	1.000	0-0	.000	0-0	.000	1-0-1	1.0	4-0	1	1	0	1	8-8.0
vs UAB	11-19-01		2	0-0	.000	0-0	.000	0-0	.000	1-0-1	1.0	1-0	0	0	0	0	0-4.0
vs Clemson	11-20-01		6	2-3	.667	0-0	.000	0-0	.000	0-0-0	0.7	1-0	0	0	0	0	4-4.0
LAFAYETTE	11-24-01		8	0-0	.000	0-0	.000	0-0	.000	0-0-0	0.5	2-0	1	1	0	1	0-3.0
FLORIDA ATLANTIC	11-26-01		8	0-0	.000	0-0	.000	0-2	.000	0-0-0	0.4	0-0	2	1	0	0	0-2.4
HOWARD	11-29-01		6	0-0	.000	0-0	.000	0-0	.000	0-0-0	0.3	0-0	0	3	0	0	0-2.0
at Texas A&M	12-9-01		3	0-1	.000	0-0	.000	0-0	.000	0-0-0	0.3	1-0	0	0	0	0	0-1.7
FLORIDA A&M	12-18-01		17	4-4	1.000	1-1	1.000	3-3	1.000	1-0-1	0.4	0-0	3	2	0	1	12-3.0
CHARLOTTE	12-22-01		1	0-0	.000	0-0	.000	0-0	.000	0-0-0	0.3	1-0	0	1	1	0	0-2.7
vs LSU	12-27-01		1	0-0	.000	0-0	.000	0-0	.000	0-0-0	0.3	1-0	0	1	0	1	0-2.4
ST. FRANCIS (PA)	12-30-01		6	0-1	.000	0-0	.000	0-0	.000	1-0-1	0.4	1-0	1	0	0	1	0-2.2
at Georgetown	01-02-02		2	0-0	.000	0-0	.000	0-0	.000	0-1-1	0.4	2-0	0	1	0	0	0-2.0
at St. John's	01-08-02		2	0-0	.000	0-0	.000	0-0	.000	0-0-0	0.4	1-0	0	1	0	0	0-1.8
at Virginia Tech	01-12-02		4	0-0	.000	0-0	.000	0-0	.000	0-0-0	0.4	0-0	0	0	0	0	0-1.7
PITTSBURGH	01-15-02		2	0-0	.000	0-0	.000	0-0	.000	0-0-0	0.3	1-0	0	0	0	0	0-1.6
VILLANOVA	01-24-02		1	0-0	.000	0-0	.000	0-0	.000	0-0-0	0.3	0-0	0	1	0	0	0-1.5
BOSTON COLLEGE	01-29-02		2	0-1	.000	0-0	.000	0-0	.000	0-0-0	0.3	1-0	0	1	0	1	0-1.4
at Boston College	02-10-02		5	0-0	.000	0-0	.000	0-0	.000	0-0-0	0.3	0-0	2	0	0	0	0-1.3
ST. JOHN'S	02-13-02		1	0-0	.000	0-0	.000	0-0	.000	0-0-0	0.3	1-0	1	1	0	0	0-1.3
NOTRE DAME	02-23-02		1	0-0	.000	0-0	.000	0-0	.000	0-0-0	0.3	1-0	0	0	0	0	0-1.2
VIRGINIA TECH	03-02-02		0	0-0	.000	0-0	.000	0-0	.000	0-0-0	0.2	0-0	0	0	0	0	0-1.1
vs Pittsburgh	03-08-02		1	0-0	.000	0-0	.000	0-0	.000	0-0-0	0.2	1-0	0	0	0	0	0-1.1
vs Missouri	03-14-02		16	1-2	.500	0-0	.000	1-2	.500	1-1-2	0.3	3-0	2	1	0	2	3-1.2
Totals		0	101	11-16	.688	1-1	1.000	4-7	.571	5-2-7	0.3	23-0	13	16	1	8	27-1.2

Hometown SPORTS

Invite Jimmy Cefalo to your next Event!



Ten Team Sports is hitting the road to put your **"Hometown Sports"** live on Channel 10! Let us know when your next event is by sending an email to **sports@click10.com** or mailing us a postcard.

Hometown **SPORTS**
c/o WPLG TV10
3900 Biscayne Blvd.
Miami, FL 33137

10 NEWS



University of Miami Hurricanes

It lay silent for 14 years. Collecting dust and going unnoticed, the Miami basketball program was the Rip VanWinkle of college basketball from 1971 to 1985. Now, Hurricane Basketball is back. In a big way.

Since 1985 the Miami program has undergone such dramatic and frequent changes, it seemed that the Hurricanes were continually entering "a new era." First came the "Era of Miami Basketball" itself. Then came the "Bill Foster Era," followed by the "Tito Horford Era," "The Leonard Hamilton Era," "The BIG EAST Era," and now the "Perry Clark Era."

With the entry into the BIG EAST Conference in 1991, the University of Miami not only shed its previous life-long status as an independent, it entered the ranks of the most competitive and successful basketball conference in the nation.

The road to conference affiliation in the BIG EAST was not an easy one for those who thirsted for basketball in this continually prospering section of the country. Moreover, the previous path traveled by Miami basketball players, coaches and fans was dotted by flashes of brilliance, color and sometimes disappointment.

Here is a capsule summary of the 76 years of Miami basketball that have intermittently played a part in the history of the athletic program at the University and its neighboring community.

The 1920s: Miami's First Time

- The Hurricanes fielded a freshman team in 1926-27, finishing 7-1 under **Head Coach Art Webb.**
- In 1927-28, the first official varsity basketball team at the University of Miami posted an 8-4 mark, knocking off Rollins, 51-15, in the opener.

The 1930s: A Missing Link

- Miami records list no official results from 1932 through 1938. During that period of time, representatives from the school played local AAU and church sponsored teams under **Coach Tom McCann.**
- The Hurricanes returned to intercollegiate competition in the 1938-39 season, posting a 4-6 record under **Head Coach Hart Morris.**

The 1940s:World War II Stops Play

- Like many other institutions across the nation, Miami dropped intercollegiate basketball during the war years of **1942-1945.**
- Morris returned as head coach along with the program in 1946 and was the UM mentor until 1952 when Dave Wike took over for a two-year stint as the UM coach.

The 1950s: UM's Glory Years

- In 1954, the University named **Bruce Hale** as its head basketball coach. The retired Air Force captain and former professional basketball star held the UM head coaching post for 13 seasons, leading the Hurricane program through its glory years of intercollegiate basketball. Before the end of Hale's tenure in 1967, the Hurricanes won 220 games and lost 112 for a .663 winning percentage. Hale's first Miami team turned in a 9-11 record, but there were no other losing campaigns in the next 12 years. The streak of non-losing seasons extended through the 1968-69 season – marking 14 consecutive campaigns of .500 basketball or better for UM.
- Hale's **1959-60** club was the first UM men's basketball team to advance to the **NCAA Tournament and finish the season ranked in the Associated Press Top 10.** That 1959-60 edition ran its record to 23-3 before bowing to Western Kentucky, 107-84, in the first round of the tournament.
- During that historic '59-60 NCAA Tournament year, junior guard **Dick Hickox** became the first UM basketball player to earn All-America recognition. Hickox averaged 22.1 points per game during that season en route to becoming a second-team AP and UPI All-American.



The Hurricanes returned to intercollegiate competition in the 1938-39 season, posting a 4-6 record under Head Coach Hart Morris.



The 1928-29 Miami Hurricanes recorded a 13-6 overall record.



Rick Barry UM's 1st Consensus All-American (1962-65)



Dick Hickox was named UM's first All-American in 1960. He led UM to a 23-3 record, the Hurricanes' first NCAA tournament and the school's only final regular-season Associated Press Top 10 ranking.



University of Miami Hurricanes

The 1960s: Rick Barry's All-American Years

- The Dick Hickox-led Hurricanes of **1960-61** returned to post-season play — falling in the first round of the **NIT** to **St. Louis, 58-56.** The 1960-61 squad compiled a 20-7 record.
- In **1962-63**, Miami advanced to the second round of the **NIT** before falling to **Providence, 106-96.** An opening round NIT victory over **St. Francis (NY), 71-70,** marks the only Miami victory to date in post-season play.
- From **1962 through 1965**, Miami recorded three consecutive 20-win seasons, rolling up a composite record of 65-16. The star of these Hurricane glory teams was a brilliant scorer named **Rick Barry.**
- **In 1964-65, Barry** became the Hurricanes' only **consensus All-America** selection. The 6-7, 200-pound native of Roselle Park, New Jersey led the nation in scoring with a 37.4 average in his senior season. He went on to become the only player in basketball history to win single-season scoring titles in the NCAA, ABA and NBA. He was inducted into the Basketball Hall of Fame in Springfield, MA, in 1986.
- The **1964-65** Miami squad, led by Barry's scoring brilliance, established a new **NCAA scoring record** by averaging **98.4 points per game.** The 'Canes, however, were not allowed to participate in the NCAA Tournament that year — after posting a 22-4 record — because of recruiting violations.
- Bruce Hale resigned after 1966-67 and assistant **Ron Godfrey** assumed the head coaching responsibilities.

The 1970s: First Era Ends

- **Don Curnutt** closed out his Miami basketball career in **1970** as the Hurricanes' third and last player to receive All-America recognition.
- **February 27, 1971 — The last victory by a University of Miami men's basketball team for 14 years** came in the second to the last game of the season, a 100-94 triumph over **Florida State** at home in the **Dinner Key Auditorium.** The 'Canes shot a season-high 62.5 percent from the floor as all five Miami starters scored in double figures.
- **March 1, 1971** — After posting a four-year record of 47-56 at Miami, Ron Godfrey resigned his post as head basketball coach, effective following Miami's final game of the season against nationally ranked Jacksonville.
- **March 2, 1971 — The last game played by a University of Miami men's team until 1985** took place at the Dinner Key Auditorium where one of the largest UM home crowds in years turned out to see the Hurricanes host nationally ranked Jacksonville. The Dolphins handed Miami a 94-75 loss that remained as UM's last contest for the next 14 years.
- **April 22, 1971** — The University of Miami Board of Trustees voted to drop the sport "temporarily until such time as a permanent field house can be constructed on the main campus." Sagging attendance figures and serious financial losses were also believed to contribute to the discontinuation of basketball at UM.

In 1983: UM Commits To Rebuild

- **July 15, 1983 —** Sam Jankovich was named athletic director at the University of Miami. Coming to UM after a successful stint as the athletic director at Washington State, Jankovich immediately announced that the resurrection of men's basketball at Miami would be his primary priority in the early months of his tenure, enabling UM to have "one of the nation's most complete and visible overall programs in the country.
- **October 12, 1983** — The University of Miami Board of Trustees unanimously voted to reinstate men's basketball at the University of Miami. The Board made the decision after reviewing a report submitted by newly hired Athletic Director Sam Jankovich which stated that men's basketball can be a revenue-producing venture. Moreover, nearly $500,000 had already been raised in support of bring-



As a second-team All-American, Don Curnutt's career came to an end in the 1970s, so did Miami's first era of basketball.



Former Athletic Director Sam Jankovich (left) announces the hiring of Coach Bill Foster on March 21, 1984.



Rick Barry addressed the opening night sellout crowd of 4, 984.



The late James L. Knight and the late James McLamore, Chairman of the UM Board of Trustees at the dedication of the Knight Sports Complex.



University of Miami Hurricanes

ing basketball back to the University. It was also announced that the Hurricanes would be ready to compete on the **Division I level in the 1985-86 season**, and the downtown **James L. Knight Center** was home for the reborn program.

"This is an exciting day for the University and for the athletic program," **UM President Edward T. Foote II** said. "And we are keeping in mind the priorities of academics first and athletics second ... we are pleased that the changes in the economics of intercollegiate basketball allow the University to resurrect one of the country's most popular sports. We look forward to welcoming these Hurricanes home again."

In 1984: Foster Hired As Coach

- **March 21, 1984 — Bill Foster**, a 47-year-old native of Hemingway, South Carolina was named the seventh men's basketball coach at the University of Miami. Foster came to Miami after 19 years as a head coach at three different institutions: Shorter College, North Carolina-Charlotte and Clemson. Foster also announced on this day that **Clint Bryant**, a long-time assistant at Clemson, would also join the Miami staff in a similar capacity.
- **April 9, 1984** – Bill Foster announced the hiring of a second assistant coach, **Seth Greenberg**, who was serving as an assistant coach to Terry Holland at the University of Virginia.
- **April 16, 1984 – Tim Harvey**, a 6-10, 240-pound center, became the first basketball player to commit to the University of Miami in over 14 years. The Plainfield, New Jersey native announced that he would transfer to Miami after spending two seasons in the Georgia Tech program.
- **July 1, 1984** – A third assistant coach was hired to complete the basketball staff as Miami native **Cesar Odio** returned home after serving as an assistant coach at his alma mater, Florida Southern College.
- **October 11, 1984** – Nearly one full year after the announcement that basketball would return to the University, Athletic Director Sam Jankovich announced that a million dollar-plus practice facility would be constructed on the Coral Gables campus. The new all purpose structure -- located between the Hecht Athletic Center and the Greentree Track would be funded through a gift from the **James L. Knight Charitable Trust**.
- The first phase of the 1985-86 basketball schedule was also announced on this day, and the line-up included such perennial powers as North Carolina, Georgia, Notre Dame, Marquette and Dayton.
- **October 15, 1984** – The first men's basketball practice session in over twelve years was held on the patio in the center of campus. More than 200 members of the student body participated.

In 1985: With Everything In Place, Miami Tips Off Again

- **April 25, 1985** – Foster announced that the UM's 1985-86 basketball roster would include nine freshmen, one sophomore and one junior as the spring signing period ends for NCAA basketball.
- **August 16, 1985** – Athletic Director Sam Jankovich announced that the 1985-86 basketball schedule had been completed and that network television coverage of the Hurricane program would include two games to be broadcast by **CBS (Arizona) and ESPN (Notre Dame)**.
- Jankovich also announced the completion of a local television schedule **(on WBFS-Channel 33)** that would bring all nine UM road games back to Miami by way of live local broadcasts. Channel 33 would also carry selected home games in the Knight Center.
- **WIOD Radio**, the radio voice of UM football and baseball would also carry all Hurricane basketball games with veteran Hurricane announcer **Sonny Hirsch** at the microphone.
- **October 15, 1985** – Basketball practice officially begins at the University of Miami in the Knight Sports Complex.
- **November 12, 1985 – The Knight Sports Complex** was dedicated at a gala banquet that was held on the basketball courts of the new structure. **CBS basketball analyst Billy Packer** served as the evening's guest speaker for an event which welcomed over 500 guests to the on-campus home of Hurricane basketball. The facility now serves as the practice home to the men's and women's basketball programs while also housing the men's basketball coaching staff offices. In addition, the Knight Sports Complex enabled the athletic program to more than double the size of the existing strength room, while also providing meeting rooms and lecture rooms for all of Miami's student athletes. The structure is located between the Hecht Athletic Center and the Greentree Track.
- **November 22, 1985** – The brand new era of Hurricane basketball was ushered in by a young UM squad which defeated **The Citadel, 85-77**, in front of a sellout crowd of 4,984 at the Knight Center. **Dennis Burns (24 points), Kevin Presto (22) and Eric Brown (21)** combined to lead the Miami offense, while Bryan Hughes enjoyed the distinction of scoring Miami's first point in 14 years (a free throw with 18:34 remaining in the first half).
- **November 30, 1985** – Miami stuns 1985 NCAA Tourney participant Georgia with a thrilling 81-78 victory to capture the first **AMI Classic Championship** at the James L. Knight Center.

End of the 1980s: UM Moves Forward, Upsets Top 20 Teams

- **March 5, 1986** – An 84-62 loss to Marquette in Milwaukee closed the Hurricanes' first season since 1970-71. Miami finished the year with a 14-14 record, giving Bill Foster his 19th non-losing record in 20 years as a collegiate head coach.
- **The 1986-87 season** – Though still considered **"America's Youngest Team,"** Miami compiled a 15-16 slate – recording upset victories over Marquette, Stanford and Florida State, while losing by only four points to future BIG EAST foe Providence – a team that advanced to the NCAA Final Four.
- **The 1987-88 season** – Thrilling victories over both Providence and Virginia Commonwealth propelled the 'Canes to continued improvement with a 17-14 record. Following the season, center **Tito Horford** announced his intention to enter the NBA Draft without completing his final two seasons of eligibility. Miami was left with anything but a depleted roster as ten lettermen, including eight seniors, returned for UM's fourth season.
- **April 12, 1988** – Athletic Director Sam Jankovich announces plans to move Hurricane Basketball to the new $56 million Miami Arena. Also home to the NBA's Miami Heat, the state-of-the-art basketball facility signifies a new era in the rise of South Florida basketball.
- **December 10, 1988** – A crowd of 6,654 watches the Hurricanes run neck-and-neck for 40 minutes with ACC powerhouse Duke. Blue Devil Danny Ferry needs a superhuman performance to stop the 'Canes as he connects on 23 of 26 shots en route to 58 points. Ferry later calls Miami "a definite Top 40 team."
- **January 12, 1989 – Joel Warren's free throw**, his only point of the evening, with two seconds remaining clinches Miami's first victory over a Top 20 team as the **'Canes upset defending national champion** and No. 16-ranked Kansas, 87-86, at the Miami Arena.
- **March 6, 1989** – The Hurricanes post an 89-82 win over Florida International University in the first annual Carnival Miami Cup. The win leaves Miami with a 19-12 slate, good enough for the best record in 24 years and ten seasons at Miami. **Eric Brown** ends his brilliant Miami career with 2,270 career points, just 28 back of All-America Rick Barry's Hurricane record of 2,298.
- **December 6, 1989** – Miami hands an 87-82 loss to eventual NCAA tournament participant University of Dayton as a Hurricane squad that includes six freshmen and no seniors jumps out with three consecutive wins to start the season.

In 1990: Hamilton Hired, UM Joins The BIG EAST

- **January 18, 1990** – Nearly 5,000 fans turn out to watch one of the most exciting Hurricane games ever as Miami edges Florida State in two OTs, 101-97.
- **February 19, 1990 –** Miami storms back to post a 62-59 victory over the University of Florida, ending the Gators 11-game win streak over the 'Canes that began during the 1964-65 season.
- **March 6, 1990 –** The Hurricanes send Head Coach Bill Foster out on a winning note as one of the most successful and respected collegiate coaches in the nation leaves Miami following an 83-55 win over Florida International. Foster's six-year rebuilding record at Miami stands at 78-71 (.523) while his overall career mark tallies up to 431-247 (.636) in 24 seasons.
- **April 2, 1990** – UM Athletic Director Sam Jankovich ends a national search for a new coach that spanned an entire season with the hiring of **Leonard Hamilton** from Oklahoma State University. "After meeting with Leonard Hamilton for just five minutes," said Jankovich, "with that smile and that enthusiasm, there was no question who I wanted as coach of the University of Miami."
- **October 10, 1990** – On the combined recommendation of President Edward T. Foote and Athletic Director Sam Jankovich, the **University's Board of Trustees unanimously votes to accept an invitation to become the tenth member of the BIG EAST Conference**. The Hurricane Basketball program will begin BIG EAST play in the 1991-92 season.
- **December 28, 1990 –** The Hurricanes rebound from back-to-back double overtime defeats to upset No. 28-ranked Mississippi State, 74-67, in the consolation contest of the Eastern Airlines Palm Beach Classic. **Joe Wylie** is voted to the all-tournament squad after breaking seven tourney records including total points with 60 in the two games.
- **January 3, 1991 –** Joe Wylie becomes the 17th player in the history of UM basketball to score 1,000 career points. Wylie would later go on to finish his UM career ranked No. 8 for both scoring and rebounding in the UM record books.
- **March 6, 1991** – Leonard Hamilton's inaugural season ends with a 9-19 won-lost mark. However, there were large doses of success layden throughout the year as the 'Canes were victorious in six of their final nine contests and finished ranked No. 128 in the USA Today computer rankings – Miami's highest finish since the rebirth of the program (including 1988-89 when the 'Canes produced a 19-12 record).
- **April 10, 1991** – Leonard Hamilton's first recruiting class is completed with the signing of Ochiel Swaby of Miami, the nation's leading HS scorer with 47.1 points per game. Added to Hamilton's three signees in the Fall of 1990 – Michael Gardner of Fredericksburg, VA, Pat Lawrence of St. Petersburg and 7'3" Constantin Popa of Bucharest, Romanina – the freshmen class for the 1991-92 season is ranked in the Top 25.

Dennis Burns thrilled fans on opening night with five dunks.



1985-86 Miami Hurricanes



In 1985 the University of Miami brought back men's basketball after a 14-year absence. The program had been discontinued in 1971.

First Row (L-R): *Manager Kevin Nord, Kevin Presto, Terrell Roberson, Joel Warren, Robert Selby, Darrell Glenn, Brian Heller, Bryan Hughes.*

Back Row (L-R): *Eric Brown, Terance Hare, Mike Noblet, Tim Harvey, Mark Richardson, Robert Schneckenberg, Tim Dawson, Dennis Burns.*



January 2, 1992 - Gampel Pavilion - Storrs, CT, Constantin Popa takes the opening tip as Miami officially enters The BIG EAST Conference.

John Salmons celebrates after Miami defeated St. John's 74-70 in overtime to capture the 1999-00 BIG EAST regular-season championship.



University of Miami Hurricanes

- **January 2, 1992** – Miami tips off in its inaugural BIG EAST contest at the University of Connecticut's Gampel Pavilion. It is a baptism by fire for the young Hurricanes as the game at UConn is the first of four consecutive conference games in 10 days for Miami.
- **January 14, 1992** – In the first home conference game in UM history, the Hurricanes shock the nation with a stunning 45-42 upset of perennial BIG EAST power St. John's. The UM victory would ultimately cost the Redmen the outright conference championship as they completed the regular season in a tie with Georgetown and Seton Hall.
- **March 12, 1992 –** Miami turns the Big Apple upside down with a convincing 83-71 victory over Pittsburgh in the BIG EAST Tournament at Madison Square Garden. The Panthers had beaten Miami in the two regular-season contests by a total of 52 points, but Jerome Scott (30 points) and Trevor Burton (25 points) led a spirited Miami squad past Pitt and into the second round of the conference showcase. Earning the respect of the league and nation, Miami led Georgetown, 34-33, at the half of their quarterfinal contest before dropping a 77-64 decision to the Hoyas. The 1-1 performance in New York ended the Hurricanes' 1991-92 campaign at 8-24. For his individual performance, **Jerome Scott is honored as a member of the BIG EAST All-Tournament Team.**
- **April 28, 1992 –** Head Coach Leonard Hamilton takes another giant step in the development of Miami basketball with the completion of his second recruiting class. Six prep standouts, including Steven Edwards of Miami Senior High School, make up the new Hurricane class which is ranked No. 4 in the nation.
- **January 2, 1993** – For the second consecutive season, Miami opens its home BIG EAST schedule with a victory as the Hurricanes upset No. 10-ranked Georgetown, 80-69. The resounding victory marks the highest-ranked team the 'Canes have defeated since the rebirth of the program.
- **March 6, 1993** – Miami finishes the regular-season campaign with a thrilling 77-76 win over Villanova at the Miami Arena. The victory gives Miami a 7-2 record in home BIG EAST games and an increase of six victories over the Hurricanes' first season in conference play (1-17 to 7-11) to mark the third-largest jump in the win column in BIG EAST history.

In 1995: UM Enjoys a Banner Year

- **January 11, 1995** – Once again, St. John's is the victim as the Hurricanes enjoy a BIG EAST first. Miami stuns the Red Storm, 82-79, in a nationally televised game (ESPN) to record its first BIG EAST road victory. Freshman Kevin Norris led the way with a 21-point, eight-rebound performance which earned him BIG EAST Rookie of the Week honors.
- **February 4, 1995** – The Hurricanes prove they are one of the most improved teams in the nation with an impressive 67-61 win over 13th-ranked Georgetown in the Miami Arena. The victory is Miami's first over a nationally ranked opponent since an 82-77 win over 25th-ranked St. John's in February of 1993.
- **February 11, 1995 – Steven Edwards** buries a three-point field goal, the 171st trey of his career, just 39 seconds into the second half against Providence to become **UM's all-time leader in three-point field goals made.** UM defeats the Friars, 69-63, to earn its first BIG EAST Conference regular-season series sweep and in the process present Coach Leonard Hamilton his 100th career victory.
- **February 25, 1995** – UM comes back from five points down in the final minute to force overtime before eventually defeating Boston College, 77-71, at Conte Forum. The victory is UM's first BIG EAST overtime win.
- **February 28, 1995 –** For the second consecutive game the Hurricanes overcome a five-point deficit in the final minute of regulation and record an overtime victory. The 76-68 win over Pittsburgh is the Hurricanes' ninth league victory of the season and assures them of their first .500 league season and puts UM over the .500 mark (9-8) for the first time in BIG EAST play. The win also assures Miami of at least a .500 overall season for the first time since the 1988-89 campaign.
- **March 4, 1995** – A record UM crowd of 11,263 pours into the Miami Arena to watch the Hurricanes take on fourth-ranked Connecticut in the regular-season finale. In the contest, Steven Edwards becomes the 20th player in UM history to top the 1,000-point plateau. Miami, which lost a tough 75-67 decision, finished the season with a 9-9 record in BIG EAST play establishing a new conference record for single-season improvement. Miami's nine-win conference increase tied Louisiana Tech for the best conference improvement in the nation. Miami made a habit out of winning close games in 1995. The Hurricanes went 9-1 in 1995 in BIG EAST games decided by six points or less or in overtime.
- **March 6, 1995** – UM President Edward T. Foote II and Ryder System, Inc. Chairman, President and Chief Executive Officer M. Anthony Burns announce that **Ryder System, Inc. has committed approximately $9 million to the development of The RYDER Center**, an on-campus multipurpose facility which will serve as the future home of UM basketball.
- **March 9, 1995** – Head Coach Leonard Hamilton is named **BIG EAST Conference Coach of the Year.**
- **March 15, 1995** – UM makes its **first post-season appearance in 31 years** with a National Invitation Tournament contest at Penn State. The Nittany Lions need a big second half rally to record a 62-56 victory and eliminate the Hurricanes.
- **March 21, 1995 –** Leonard Hamilton earns his second coach of the year honor as United Press International tabs **Hamilton National Coach of the Year.**
- **March 27, 1995** – Leonard Hamilton is rewarded for rebuilding the Hurricane program and is given a new four-year contract.
- **June 28, 1995 – Constantin Popa** becomes the 12th Hurricane to be **chosen in the NBA draft** as the Los Angeles Clippers select him in the second round with the 53rd overall pick.

In The Mid Nineties: UM Moves Forward

- **January 3, 1996** – The Hurricanes opened the New Year in style cruising to a 75-66 victory in the Miami Arena over 11th-ranked Syracuse, the eventual NCAA Tournament runner-up. The 'Canes set a school BIG EAST record by connecting on 71.4 percent (20-28) of their field goal attempts in the second half. UM also set a school BIG EAST record for points in a half with 50 second-half points.
- **January 8, 1996 –** The Hurricanes' game at Seton Hall was postponed due to the Blizzard of '96. The postponement was the first since the rebirth of the program in 1985. Four BIG EAST games were postponed due to the blizzard. Prior to those four contests only two games in the 17-year history of The BIG EAST had been postponed and all were due to inclement weather.
- **February 10, 1996 – Steven Edwards became The BIG EAST Conference all-time leader in three-point field goals made** in league play (167) when he connected on a trey with 5:39 left in UM's 62-58 loss to 21st-ranked Boston College. Edwards finished his career with 178 three-point field goals in BIG EAST play.
- **February 20, 1996 – Steve Rich** turned in one of the greatest individual performances in UM history, scoring a **career-high 43 points** and grabbing 13 rebounds as the 'Canes rallied from a 12-point second-half deficit to defeat St. John's, 96-91, in double overtime at the Miami Arena. Rich, who had 22 points in the second half, sent the game into overtime with a six-foot jumper with 3.6 seconds left in regulation. Rich also sent the game into double-overtime when he hit a free throw with 36 seconds remaining in the first extra session. He put UM ahead to stay with a pair of free throws with 3:52 remaining in the second overtime.
- **March 4, 1996 – Tim James** became the second Hurricane in the past two years to earn a spot on **The BIG EAST Conference All-Rookie team.**
- **March 7, 1996** – UM finishes the 1995-96 campaign with a 15-13 record for the second straight season.
- **January 11, 1997 –** Kevin Norris hits two free throws with eight-tenths of a second remaining to give Miami a 61-59 upset win over ninth-ranked Villanova. The win was the Hurricanes first road win over a ranked opponent.
- **January 18, 1997** – Miami defeats Georgetown 68-65 (OT) giving the Hurricanes a regular-season sweep of the Hoyas.
- **January 22, 1997** – Miami knocks off Connecticut 69-46 marking the Hurricanes largest margin of victory in BIG EAST competition.
- **March 13, 1997** – Miami makes its second postseason appearance in three seasons with a National Invitation Tournament game at Michigan. The Wolverines shoot 60 percent from the field in defeating Miami 76-63.

In 1997-98: Miami Returns To NCAA Tournament

- **November 21, 1997** – Miami defeats 17th-ranked UNC Charlotte 89-72 in the Miami Arena marking the highest ranked non-conference opponent the hurricanes have defeated since 1989.

University of Miami Hurricanes

- **December 22, 1997** – UM improves to 9-0, tying the school record for consecutive victories to open a season, with a 65-57 win at Memphis.
- **December 27, 1997 – Kevin Norris** recorded a team-high six assists against Georgia Tech to move into **first-place on UM's career assist list.** Norris passes Kevin Presto who recorded 412 assists from 1985-89.
- **January 6, 1998** – Miami knocks off 8th-ranked Connecticut marking the highest ranked opponent UM had defeated in the Miami Arena.
- **February 4, 1998 – Kevin Norris** recorded one steal against Providence to move into **first-place on Miami's career steals list.** Norris surpassed Jerome Scott who recorded 187 steals from 1988-92.
- **February 28, 1998** – Miami ends the regular season at 18-8 following a 70-66 win over 19th-ranked West Virginia at the Miami Arena.
- **March 3, 1998 – Tim James** is named **first-team All-BIG EAST** becoming the first Hurricane to be named first-team All-Conference.
- **March 8, 1998 –** Miami receives its **first NCAA Tournament bid since 1960.** The Hurricanes, seeded 11th in the South Region will face sixth seeded UCLA at the Georgia Dome in Atlanta.
- **March 13, 1998** – 19th-ranked UCLA defeats Miami 65-62 in the opening round of the NCAA tournament. Miami sophomore Johnny Hemsley came off the bench to recorded a double-double with 13 points and 11 rebounds and was named the Chevrolet Player of the Game. The game was aired nationally on CBS and was Miami's first national appearance on network television since 1988.

In 1998-99: Miami's Breakthrough Season

- **December 27, 1998** – Miami defeats Ohio State, 72-64, at the HIP Orange Bowl Basketball Classic. Ohio State will on to reach 1999 NCAA Final Four.
- **January 6, 1999** – Miami defeats No. 10 St. John's, 84-79, at the Miami Arena marking the fifth consecutive season the Hurricanes have defeated a ranked opponent at Miami Arena.
- **January 18, 1999 – Miami debuts at No. 25 in the Associated Press Top 25 College Basketball poll.** The ranking marks the first for Miami by the Associated Press since 1960.
- **January 20, 1999 –** Miami against No. 1 ranked Connecticut in front of a school record crowd of 15,147 at the Miami Arena. In one of the season's most dramatic games John Salmons' three-point attempt rolled in-and-out at the buzzer as Connecticut held on for a 70-68 overtime win.
- **February 3, 1999** – Miami defeats now No. 9 St. John's, 73-70, at Madison Square Garden.
- **February 8, 1999** – Miami knocks off No. 18 Syracuse, 76-63, marking the Hurricanes first win ever in the Carrier Dome.
- **February 20, 1999** – Miami defeats second-ranked Connecticut, 73-71, snapping the Huskies 16-game win streak at Gampel Pavilion. With the win Miami becomes the first team in BIG EAST history to defeat Georgetown, St. John's, Syracuse and Connecticut on the road in the same season.
- **February 23, 1999** – Miami defeats Pittsburgh, 85-52, at the Miami Arena improving the Hurricanes' record to 20-5 on the season. The 20-win season is the first for Miami since 1964-65.



Tim James was named the 1998-99 BIG EAST Co-Player of the Year.



- **March 1, 1999 –** Miami moves up to ninth in the AP poll marking the Hurricanes' **first top-10 ranking since March 1, 1960.**
- **March 1, 1999 –** Tim **James and Johnny Hemsley** are both named **first-team All-BIG EAST.**
- **March 2, 1999 – Tim James** is named **BIG EAST Co-Player of the Year** with Connecticut's Richard Hamilton, **Johnny Hemsley** is named the **BIG EAST Most Improved Player** and **Leonard Hamilton** is named the **BIG EAST Coach of the Year** for the second time of his career.
- **March 5, 1999 – Vernon Jennings** hands out eight assists against St. John's and passes Michael Gardner into **first place on UM's single season assist list.**
- **March 7, 1999 –** Miami receives its second consecutive NCAA Tournament bid. The Hurricanes are seeded No. 2 in the East Region marking the highest seed in school history.
- **March 8, 1999 – Tim James** is named **third-team All-America** by the Associated Press becoming the fourth Hurricane in school history and first player since the rebirth of the program earn All-America honors.
- **March 12, 1999** – Miami defeats Lafayette College, 75-54, in its opening round game at the FleetCenter in Boston, MA. The win marks the **first NCAA Tournament victory in school history** and ties the school record for wins in a season (23). Junior forward Johnny Hemsley sets a school record and tied the East Regional record connecting on nine three-pointers.
- **March 16, 1999** – Tim James is named third-team All-America by the National Association of Basketball Coaches.
- **June 30, 1999 – Tim James is selected by Miami Heat with the 25th pick of first round in the 1999 NBA Draft** in Washington, DC. James is the first Hurricane to be drafted since 1995 and the first Hurricane to be selected in the first round since 1965.

In 1999-2000: Hurricanes Become Beast of the BIG EAST

- **November 8, 1999 –** Hurricanes debut at No. 25 in the preseason Associated Press poll marking the first preseason AP ranking in UM history.
- **November 15, 1999 –** Despite not playing a game, the Hurricanes drop out of the AP poll.
- **November 30, 1999 – Johnny Hemsley** scores 19 points against Bethune-Cookman to become the 22nd player in UM history to record 1,000-career points.
- **December 6, 1999** – Following an 82-72 loss at Memphis, UM falls out of the *USA Today*/ESPN Coaches poll.
- **January 22, 2000 – Mario Bland** scores 24 points against Boston College to become the 23rd player in UM history to record 1,000-career points.
- **February 19, 2000** – UM defeats No. 18 Connecticut, 63-57, becoming the first school in BIG EAST history to win consecutive games at Gampel Pavilion in Storrs, CT.
- **February 29, 2000** – Vernon Jennings hands out 10 assists against Pittsburgh to break his own UM single season assists record. Jennings would end the season with 218 assists.
- **March 5, 2000 –** Miami defeats No. 18 St. John's, 74-70, in overtime to capture the **BIG EAST regular-season championship.** The win also marks UM's second consecutive 20-win season.
- **March 6, 2000 –** Miami returns to the Associated Press poll with a No. 23 national ranking.
- **March 7, 2000 – Johnny Hemsley** is named second-team All-BIG EAST while Mario bland is named third-team All-Conference.
- **March 10, 2000 – Vernon Jennings** hands out eight assists against St. John's to move into first place on UM's career assists list. Jennings would end his career with 520 assists.
- **March 12, 2000** – UM receives its third consecutive NCAA Tournament bid. Miami is the 6th seed in the South Region.
- **March 13, 2000** – UM returns to the USA Today/ESPN poll with a No. 25 national ranking.
- **March 19, 2000** – Miami defeats No. 18 Ohio State, 75-62, in the second round of the NCAA Tournament to advance to the **Sweet Sixteen** for the first time in school history. The win is UM's 23rd of the season tying the school record for wins in a season.
- **March 24, 2000** – Tulsa defeats Miami 80-71 in the South Regional Semifinal to end the Hurricanes' season. Miami finished with a 23-11 record.

University of Miami Hurricanes

- **April 4, 2000** – Miami ends the season ranked 23rd by the Associated Press and No. 20 in the *USA Today/ESPN* poll.
- **June 15, 2000** – Leonard Hamilton steps down as head coach to accept the head coaching job with the NBA's Washington Wizards.
- **July 6, 2000** – After a nation wide search, Athletic Director Paul Dee names **Perry Clark**, formerly of Tulane, as the ninth head basketball coach at the University of Miami.

The Perry Clark Era Begins

- **November 18, 2000** – UM defeats Florida Atlantic 76-59 marking head coach Perry Clark's first win as Miami…**Darius Rice** scores 26 points establishing a UM freshman record for most points scored in a season opener.
- **December 9, 2000** – Darius Rice scores a UM freshman record 35 points in the Hurricanes' 83-72 win over Central Florida.
- **January 10, 2001** – Darius Rice establishes a UM freshman record with seven three-point baskets in an 85-74 loss at Virginia Tech…Rice scores 31 points becoming the first freshman in UM history to record two 30-point games in a season.
- **January 20, 2001** – Miami defeats 15th-ranked Connecticut, 77-74, marking the seventh consecutive season in which the Hurricanes have defeated a ranked opponent at Miami Arena.
- **January 22, 2001** – Freshman **Marcus Barnes** is named BIG EAST Rookie of the Week after averaging 22 points in UM wins over Providence and Connecticut. Barnes becomes the first Hurricanes since Tim James in 1996 to earn Rookie of the Week honors.
- **February 13, 2001** – Miami defeats its third consecutive ranked opponent with a 68-57 win over No. 10 Syracuse at the Carrier Dome.
- **February 19, 2001** – Darius Rice earns BIG EAST Rookie of the Week honors after averaging 21 points per game in wins over Syracuse and Villanova.
- **February 28, 2001** – The Hurricanes defeat West Virginia, 73-66, at the Miami Arena to clinch their seventh consecutive winning season. The win also marks head coach Perry Clark's 200th career victory.
- **March 4, 2001** – **John Salmons** is named the BIG EAST Player of the Week after averaging 26.5 points and 10.0 rebounds in UM wins over West Virginia and Villanova.
- **March 6, 2001** – John Salmons is named third-team All-BIG EAST and Darius Rice is named to the BIG EAST All-Rookie team by a vote of the leagues coaches.
- **March 11, 2001** – Miami receives a bid to the National Invitation Tournament…the postseason berth is the fifth straight for Miami and sixth in the last seven seasons.
- **March 14, 2001** – The Hurricanes' season ends with a heartbreaking 60-58 loss at Auburn in the opening round of the NIT.

In 2001-02: Miami Enjoys Record Breaking Season

- **November 20, 2001** – Miami defeats Clemson 67-65 in the championship game of the Virgin Islands Paradise Jam. The tournament championship was the Hurricanes' first since the 1988 Eastern Airlines Palm Beach Classic. Senior John Salmons is named the tournament's MVP while sophomore Darius Rice named to the All-Tournament team.
- **December 3, 2001** – Junior forward James Jones ties the UM single-game record with eight blocked shots in a 77-59 win over Florida International.
- **December 15, 2001** – Miami defeats 21st-ranked Indiana, 58-53, in the Orange Bowl Basketball Classic. James Jones was named the game's MVP after recording 13 points, 13 rebounds and five blocks. Indiana would go on to reach the NCAA Tournament championship game.
- **December 18, 2001** – Miami improves to 10-0 on the season setting a school-record for consecutive wins to open a season following a 90-62 win over Florida A&M.
- **December 22, 2001** – John Salmons scores 15 points in Miami's, 64-56, win over Charlotte to become the 24th player in UM history to surpass 1,000 career points.
- **December 23, 2001** – John Salmons is named BIG EAST Co-Player of the Week with St. John's Marcus Hatten after averaging 10.5 points, 8.0 rebounds, 10.0 assists, 3.5 steals and 3.0 blocks in wins over Florida A&M and Charlotte.
- **December 24, 2001** – Miami debuts at No. 24 in the Associated Press poll and at No. 23 in the ESPN/USA Today Coaches poll.
- **December 30, 2001** – Miami defeats St. Francis (PA), 71-48, concluding its non-conference season 13-0. The perfect non-conference record is the first in school-history.
- **December 31, 2001** – John Salmons is named BIG EAST Player of the Week for the second-consecutive week after averaging 20.0 points, 4.0 rebounds, 4.5 assists and 2.0 steals in wins over LSU and St. Francis (PA). Salmons joins former UM great Tim James as the only Hurricanes to win the award in consecutive weeks.
- **January 2, 2002** – Miami defeats 24th-ranked Georgetown, 79-71, tying the school-record for consecutive victories (14-0).
- **January 19, 2002** – The Hurricanes rally from a 13-point second-half deficit to defeat Providence, 102-96, in overtime. The 13-point second-half comeback tied the UM BIG EAST record.
- **January 28, 2002** – Darius Rice is named BIG EAST Player of the Week after recording 30 points and 10 rebounds in the Hurricanes win over Villanova.
- **February 2, 2002** – Miami defeats No. 17 Connecticut 68-66 marking the eighth straight season the Hurricanes have defeated a ranked team at home.
- **February 4, 2002** – The Hurricanes reach a season-high national ranking of 12th by the Associated Press and 11th in the ESPN/USA Today poll.
- **February 21, 2002** – James Jones is named to the Verizon All-Academic District III Basketball team.
- **February 26, 2002** – Darius Rice scores 30 points to lead Miami to an 81-65 win at Providence. The win is the 22nd of the season marking the most regular-season wins for the Hurricanes since joining the BIG EAST in 1991.
- **February 28, 2002** – Darius Rice (first-team) and John Salmons (second-team) are National Association of Basketball Coaches All-District 6 selections.
- **March 2, 2002** – Miami defeats Virginia Tech, 83-77, on Senior Day at Miami Arena. The Hurricanes tie the school single- season record for victories with their 23rd of the season.
- **March 4, 2002** – John Salmons and Darius Rice are named second-team All-BIG EAST while James Jones is named third-team All-BIG EAST.
- **March 5, 2002** – John Salmons receives the first BIG EAST Sportsmanship Award.
- **March 7, 2002** – The Hurricanes establish a new school-record for wins in a season (24) with an 84-76 overtime win over Georgetown in the quarterfinals of the BIG EAST Tournament.
- **March 9, 2002** – Sophomore Marcus Barnes is named to the BIG EAST Championship All-Tournament team after averaging 23.5 points in two tournament games.
- **March 10, 2002** – Miami receives a bid to the NCAA Tournament. Miami is seeded 5th and will face 12th-seeded Missouri in Albuquerque, NM.
- **March 14, 2002** – Miami's season ends with a 93-80 loss to Missouri in the NCAA Tournament. The Hurricanes end the season with a 24-8 record marking the most wins in school history. The Hurricanes also set season records in three-point field goals (236), three-point field goal attempts (684) and blocked shots (190).

July 6, 2000, Perry Clark is named ninth head basketball coach.



Hurricane Basketball Captains

1926-27	Rodger Ashman
1927-28	Rodger Ashman
1928-29	Rodger Ashman
1939-40	Tom Hilbish
1940-41	Tom Hilbish
1941-42	John Tobin
1948-49	Abe Friedman
1951-52	Sy Chadroff
1952-53	Howard Keene
1954-55	Harold Arterburn
1955-56	Dick Miani
1956-57	Gene Stage
1957-58	Marty Burdette
1958-59	Joe Gardner
1959-60	Bruce Applegate
1960-61	Dick Hickox
1961-62	Julie Cohen
1962-63	Kenny Allen
1963-64	Wayne Beckner
1964-65	Wayne Beckner
1995-96	Steven Edwards
	Alex Fraser
1996-97	Alex Fraser
	Torey McCormick*
	Kevin Norris*
1997-00	No captains selected
2000-01	John Salmons
	Dwayne Wimbley
2001-02	John Salmons
	James Jones
	Elton Tyler

*-Assistant Captain



Ken Allen



John Tobin



Dick Miani



Alex Fraser

Hurricane Lettermen

A
Adams, Brandon 1988-92
Angelus, Charles 1945-46
Alix, Lou 1961-62
Allen, Ken 1960-63
Allen, Willie 1968-71
Alter, Foster 1930-31
Applegate, Bruce 1958-61
Arterburn, Harold 1953-55
Ashman, Rodger 1926-29

B
Barker, Chuck 1994-96
Barnes, Lucas 1996-98
Barnes, Marcus 2000-02
Barry, Rick 1962-65
Bates, John 1963-64, 1965-67
Bazil, Alex 1940-41
Beckner, Wayne 1962-65
Berghoff, Dick 1957-58
Berumen, Rafael 2001-02
Bland, Mario 1996-00
Bleier, Ted 1927-29
Boyle, Gene 1939-40
Brown, Eric 1985-89
Burdette, Marty 1955-58
Burns, Dennis 1985-89
Burton, Trevor 1989-93
Butts, Bernie 1962-64
Byars-Dawson, Mike 1997-99

C
Caldwell, Justin 1989-91
Cambell, Bob "Whitey" 1946-50
Canaday, Wayne 1968-70
Cantrell, Dennis 1967-70
Carbonneau, Harold 1927-28
Carifeo, George 1940-42
Carroll, Bob 1947-48
Carson, James 1952-55
Catha, Larry 1926-29
Chadroff, Sy 1949-52
Clark, Adam 1991-93
Clark, Clifton 1995-97
Cobb, Don 1947-49
Coelho, João Paulo ... 1998-00, 2001-02
Cohen, Julie 1959-62
Contreras, Edward 1956-59
Corcoran, John 1938-39
Courtney, Cliff 1927-28
Crowe, Luke 1930-31
Curcio, Mike 1996-98
Curnutt, Don 1967-70

D
Dampier, John 1963-65
Davis, Jerry 1956-57, 1958-59
Davis, Howard 1938-40
Davis, Will 1992-97
Dawson, Tim 1985-88
Denton, Bob 1952-54
Djahue, Rodrigue 2000-02
Donovan, Nick 1995-99
Douglas, Bob 1941-42
Doyle, Keith 1945-46
Dunn, Eddie 1938-39
Dunn, Mitchell 1994-95
Dusewicz, Adam 1991-94

E
Edwards, Lou 1945-47
Edwards, Steven 1992-96
El-Bassiouni, Tarik 1999-00
Elliott, Doug 1989-91
Evans, John 1928-29, 1930-31

F
Ferrara, Tony 1947-50
Fisher, Michael 1946-47
Focht, Dick 1950-51
Franklin, Alfred "Red" 1927-29
Fraser, Alex 1993-97
Frazier, Steve 1992-96, 97-98
Friedman, Abe 1946-50
Friedman, Mike 1955-56
Frisby, William 2001-02

G
Gardner, Joe 1956-59
Gardner, Michael 1991-94
Gay, Charles 1969-70
Gee, Junior 1964-67
Glenn, Darrell 1985-86
Godfrey, Ron 1958-61
Gonzalez, Orlando 1999-01
Gordon, Joe 2000-01
Green, Bob 1963-67
Green, Tom 1967-69
Grist, Joe 1949-51
Grob, Charles 1963-66
Guimento, Chuck 1938-40

H
Hagan, Arthur 1945-46
Hamilton, George 1938-39
Hammond, Dod 1959-60
Hanley, Charles 1967-68
Hansen, Louis 1928-29, 1930-31
Harris, Lionel 1970-71
Harvey, Tim 1985-87
Heffer, Larry 1961-62
Hemsley, Johnny 1996-00
Hickox, Dick 1958-61
High, Tshombe 1993-94
Hilbish, Tom 1938-41
Hill, Dan 1930-31
Hoban, Gene 1954-56
Hocker, Thomas 1987-90
Hoffman, Richard 1951-53
Holiber, Charles 1961-63
Horford, Tito 1986-88
Houston, Kevin 1998-99
Howard, Lemuel 1986-87
Howell, Douglas 1953-55
Hubbard, Lee 1970-71
Hughes, Bryan 1985-87
Hurd, Leroy 1999-01
Hutslar, Mike 1967-70

I
Ibach, Ervin 1946-49
Ingemi, Mike 1947-48
Isles, David 1994-95

J
James, Harvey 1945-46
James, Tim 1995-99
Jennings, Vernon 1996-00
Johnson, Jamal 1993-94
Jones, James 1999-02
Jones, Rick 1964-67
Jupin, Gene 1941-42

K
Kahn, Andy 1990-91
Kasulin, Al 1941-42
Keene, Howard 1950-53
Kees, James 1940-41
Kessler, Larry 1962-63
Kichefski, Robert 1954-55
Kieserman, Jim 1991-92
Kisker, David 1970-71
Klein, Richard 1970-71
Klima, Edward 1953-56
Kojkowski, Stanley 1955-57
Konel, Dave 1939-40
Krutulis, Joe 1939-42


Trevor Burton


Wayne Canaday


Tim Dawson


Steven Edwards


Tim Harvey


Tito Horford

Hurricane Lettermen

L
Landis, Dave 1958-60
Law, Rick 1969-71
Lawrence, Anthony 1991-93
Lawrence, Bruce 1954-55
Lawrence, Pat 1991-94
Lee, Harford 1940-41
Leidy, Bob 1957-58
Lipchick, Pete 1945-46
Logan, Reo 2000-01
Logan, Samarr 1989-92
Lutsky, Kal 1946-47
Lyons, Herman 1927-29

M
MacDonald, Mackey 1948-51
Manuel, Todd 1997-98
Manushaw, Harry 1958-61
Marokovits, Danny 2000-02
Marcus, Stewart 1963-66
Masters, Tom 1966-69
McClellan, William 1948-49
McCormick, Torey 1993-97
McCoy, Mike 1960-63
McGuire, John 1926-28
McNulty, Joe 1946-48
Mell, John 1945-46
Mercurio, Marion 1928-29
Miani, Richard 1952-56
Moore, Bruce 1987-89
Morris, Edwin 1955-58
Morton, Jake 1988-93
Munley, Joe 1956-58
Murray, Robert 1954-55
Musante, Andy 1941-42

N
Nebel, Norm 1957-59
Nicholas, Dave 1952-53
Noblet, Mike 1985-87
Norris, Kevin 1994-98
Noti, Charles 1966-68
Nugent, Nick 1955-56
Nylin, Bob 1969-70

O
O'Brien, Jimmy 1926-27
Oesch, Harold 1938-39
Okpalobi, Brandon 2000-02
O'Neil, Jack 1951-52
Oram, Harold 1926-28
O'Riordan, Kevin 1970-71
Osbourne, John 1968-70

P
Parker, Chris 1991-94
Parker, Rusty 1965-68
Patrican, Don 1963-66
Pearson, Lorenzo 1992-96
Polnitz, Reggie 1987-89
Popa, Constantin 1991-95
Presto, Kevin 1985-89
Prieto, Ernest 1953-56

R
Randon, Joseph 1988-92
Rice, Darius 2000-02
Rich, Steve 1993-96
Richardson, Mark 1985-89
Roberson, Terrell 1985-86
Roberts, Oti 1999-00
Rodgers, Dan 1965-68
Rosa, Anthony 1992-96
Ross, Joe 1987-91
Ryan, Jack 1948-49
Ryskamp, Kenneth 1954-55

S
Salmons, John 1998-02
Schayowitz, Willie 1951-54
Schlie, Jerry 1997-99, 2000-02
Schneckenberg, Bob 1985-87
Schneider, Jack 1949-52
Schuler, Harold 1946-47
Schuyler, Charles 1947-48
Scott, Jerome 1988-92
Scott, Tom 1940-41
Shapiro, Bruce 1959-61
Shipe, Paul 1990-91
Silvis, Richard 1951-52
Simmons, Michael 1998-99, 2000-02
Sistik, Phil 1945-46
Skalaski, Charles 1945-46
Snell, Willie 1970-71
Snider, Martin 1958-60
Soens, Bill 1966-68
Solie, Lloyd 1927-29, 1930-31
Spagnolo, Bob 1969-71
Spisak, Jack 1959-60, 1961-63
Stage, Gene 1955-58
Stanton, Bob 1926-28
Stavreti, Carl 1960-63
Stavreti, Chris 1959-62
Steiner, Bob 1955-56, 1957-58
Stevenson, Jerry 1967-69
Strong, Donald 1970-71
Swaby, Ochiel 1991-92

T
Talbot, Robert George 1956-57
Thistlethwaite, Mark 1956-57
Timpf, Brad 1992-96
Tobin, John 1939-42
Tracy, Art 1939-40
Tucker, Dick 1939-41
Turonis, Pete 1956-57
Tyler, Elton 1997-00, 2001-02

V
Volkman, Mike 1964-66

W
Waggoner, Jaime 1994-98
Walker, Jermaine 1996-97
Ward, Hammie 1989-93
Warren, Joel 1985-89
Watson, Kaleaf 2001-02
Weinstein, Gerald 1946-50
Welch, Ron 1968-70
Westover, Brian 1970-71
Williams, Levertis 1987-89
Wimbley, Dwayne 1997-01
Wiseman, Charles 1997-98
Wittman, Mike 1964-67
Woods, Lee 1960-63
Wrench, Roger 1949-52
Wylie, Joe 1988-91

Y
Yanuck, Mel 1950-53
Younts, Austin 1928-29
Yovicsin, Anthony 1946-47


Jake Morton


Constantin Popa


Kevin Presto


Robert Spagnolo


Hammie Ward


Joe Wylie

Post-Season Tournament Teams

1959-60 University of Miami Men's Basketball

23-4 Record
NCAA Tournament – First Round



Front Row (left to right): *Bruce Shapiro, Martin Snider, Dave Landis, Ken Allen, Richard Grant (Mgr.), Julie Cohen, Chris Stavreti, Dick Hickox.*

Back Row: *Coach Gene Stage, Mickey Harper, Jack Spisak, Dod Hammond, Harry Manushaw, Ron Godfrey, Bruce Applegate, Head Coach Bruce Hale.*

1960-61 University of Miami Men's Basketball

20-7 Record
National Invitation Tournament – First Round



Front Row (left to right): *Bruce Shapiro, Carl Stavreti, Dick Hickox, Julie Cohen, Ken Allen, Chris Stavreti.*

Second Row: *Jack Spisak, Mike McCoy, Ron Godfrey, Harry Manushaw, Bruce Applegate, Lou Alix, Lee Woods.*

1962-63 University of Miami Men's Basketball

23-5 Record
National Invitation Tournament – Second Round



Front Row (left to right): *Greg Meyer, Wayne Beckner, Rick Barry, Mike McCoy, Lee Woods, Jack Spisak.*

Second Row: *Carl Stavredi, Larry Kessler, Ed Fults, Bernie Butts, Kenny Allen.*

Not Pictured: *Chuck Holiber.*

1963-64 University of Miami Men's Basketball

20-7 Record
National Invitation Tournament – First Round



Standing (left to right): *Bob Paterson, Bernie Butts, Charles Holiber, Clark Connors, Wayne Beckner, Rick Barry, Charles Grob, Don Patrican, John Bates, Stewart Marcus, John Dampier, Bob Green, Larry Kessler.*

Kneeling: *Head Coach Bruce Hale*

Post-Season Tournament Teams

1994-95 University of Miami Men's Basketball

15-13 Record, 9-9 BIG EAST
National Invitation Tournament – First Round



Front Row (left to right): *Head Coach Leonard Hamilton, Assistant Coach Scott Howard, Mitchell Dunn, Chuck Barker, Steve Frazier, Anthony Rosa, Kevin Norris, Torey McCormick, Jaime Waggoner, Assistant Coach Mike Jaskulski, Assistant Coach Silas McKinnie.*

Back Row: *Manager Tom Kenna, Manager Mark Lawrence, Manager Andrew Sklarz, Steven Edwards, David Isles, Steve Rich, Will Davis, Constantin Popa, Brad Timpf, Lorenzo Pearson, Alex Fraser, Manager Pierre Butler, Manager Chris Parker, Manager Adam Lorber.*

1996-97 University of Miami Men's Basketball

16-13 Record, 9-9 BIG EAST
National Invitation Tournament – First Round



Front Row (left to right): *Head Coach Leonard Hamilton, Assistant Coach Mike Jaskulski, Clifton Clark, Vernon Jennings, Mike Curcio, Anthony Rosa, Kevin Norris, Jamie Waggoner, Torey McCormick, Assistant Coach Dwight Freeman, Assistant Coach Stan Jones.*

Back Row: *Manager Andrew Sklarz, Manager Andrew Blomberg, Manager Dan Spainhour, Lucas Barnes, Mario Bland, Tim James, Will Davis, Nick Donovan, Alex Fraser, Johnny Hemsley, Manager Randy Lee, Manager Jake Butler, Manager Jethro Hillman, Assistant Strength Coach Mike Bradley.*

1997-98 University of Miami Men's Basketball

18-10 Record, 11-7 BIG EAST
NCAA Tournament – First Round



Front Row (left to right): *Head Coach Leonard Hamilton, Assistant Coach Stan Jones, Vernon Jennings, Mike Byars-Dawson, Steve Frazier, Mike Curcio, Kevin Norris, Jaime Waggoner, Todd Manuel, Charles Wiseman, Assistant Coach Pat Smith, Assistant Coach Dwight Freeman.*

Back Row: *Administrative Assistant Jim Meil, Lucas Barnes, Johnny Hemsley, Tim James, Elton Tyler, Dwayne Wimbley, Mario Bland, Jerry Schlie, Assistant Strength Coach Mike Bradley.*

TM

Post-Season Tournament Teams

1998-99 University of Miami Men's Basketball

23-7 Record, 15-3 BIG EAST
NCAA Tournament – Second Round



Front Row (L-R): *Head Coach Leonard Hamilton, Assistant Coach Stan Jones, Vernon Jennings, Paulo Coelho, Michael Simmons, Mike Curcio, Mike Byars-Dawson, Todd Manuel, Johnny Hemsley, Jerry Schlie, Scott Howard, Dwight Freeman.*

Back Row: *Manager Adam Blomberg, Trainer Carlton Anderson, Administrative Assistant Jim Meil, John Salmons, Tim James, Elton Tyler, Nick Donovan, Dwayne Wimbley, Mario Bland, Kevin Houston, Strength Coach Kevin Tolbert, Manager Jesus Labrada, Mangaer Jethro Hillman.*

1999-00 University of Miami Men's Basketball

23-11 Record, 13-3 BIG EAST
NCAA Tournament – Sweet Sixteen



Front Row (From Left): *Head Coach Leonard Hamilton, Assistant Coach Stan Jones, Johnny Hemsley, Vernon Jennings, Paulo Coelho, Michael Simmons, Jerry Schlie, John Salmons, Assistant Coach Scott Howard, Assistant Coach Dwight Freeman.*

Back Row: *Administrative Assistant Andrew Helton, Assistant Athletic Trainer Bill Cowgill, Assistant Strength Coach Kevin Tolbert, Mario Bland, James Jones, Elton Tyler, Dwayne Wimbley, Leroy Hurd, Graduate Assistant Jesus Labrada, Manager Pat Quinn, Manager Craig Thompson, Manager Chad Fisher.*

2000-01 University of Miami Men's Basketball

16-13 Record, 8-8 BIG EAST
National Invitation Tournament – First Round



From left: *Joe Gordon, Marcus Barnes, Jerry Schlie, John Salmons, James Jones, Reo Logan, Darius Rice, Dwayne Wimbley, Rodrigue Djahue, Leroy Hurd, Paulo Coelho, Michael Simmons*

2001-02 University of Miami Men's Basketball

24-8 Record, 10-6 BIG EAST
National Invitation Tournament – First Round



Front Row (From left): *Jerry Schlie, Brandon Okpalobi, Kahleaf Watson, Mike Simmons, Paulo Coelho, Marcus Barnes, Danny Marakovits.*

Back Row: *John Salmons, James Jones, Darius Rice, Elton Tyler, Rafael Berumen, William Frisby, Rodrigue Djahue.*

Post-Season Results



Tim James jumps center against UCLA's J.R. Henderson in the opening round of the 1998 NCAA Tournament.



In 1994-95, Steven Edwards helped lead UM to the National Invitaion Tournament, its first postseason appearance since 1964.

NCAA (3-5)

vs. Western Kentucky
3-8-60 . . . . . L . . . . . 107-84 . . . . . (MC)
MC-Memorial Coliseum, Lexington, KY

vs UCLA
3-13-98 . . . . . L . . . . . 65-62 . . . . . (GD)
GD-Georgia Dome, Atlanta, GA

vs Lafayette
3-12-99 . . . . . W . . . . . 75-54 . . . . . (FC)

vs Purdue
3-14-99 . . . . . L . . . . . 73-63 . . . . . (FC)
FC-FleetCenter, Boston, MA

vs Arkansas
3-17-00 . . . . . W . . . . . 75-71 . . . . . (GEC)

vs Ohio State
3-19-00 . . . . . W . . . . . 75-62 . . . . . (GEC)
GEC-Gaylord Entertainment Center, Nashville, TN

vs Tulsa
3-24-00 . . . . . L . . . . . 80-71 . . . . . (FEC)
FEC-Frank Erwin Center, Austin, TX

vs Missouri
3-14-02 . . . . . L . . . . . 93-80 . . . . . (PIT)
PIT-The Pit, Albuquerque, NM

NIT (1-6)

vs. St. Louis
3-16-61 . . . . . L . . . . . 58-56 . . . . . (MSG)
MSG-Madison Square Garden, New York, NY

vs. St. Francis (NY)
3-16-63 . . . . . W . . . . . 71-70 . . . . . (MSG)
MSG-Madison Square Garden, New York, NY

vs. Providence
3-19-63 . . . . . L . . . . . 106-96 . . . . . (MSG)
MSG-Madison Square Garden, New York, NY

vs. St. Joseph's (PA)
3-12-64 . . . . . L . . . . . 86-76 . . . . . (MSG)
MSG-Madison Square Garden, New York, NY

vs. Penn State
3-15-95 . . . . . L . . . . . 62-56 . . . . . (RH)
RH-Rec Hall, University Park, PA

vs. Michigan
3-13-97 . . . . . L . . . . . 76-63 . . . . . (CA)
CA-Crisler Arena, Ann Arbor, MI

vs. Auburn
3-14-01 . . . . . L . . . . . 60-58 . . . . . (BEMC)
BEMC-Beard-Eaves-Memorial Coliseum, Auburn, AL

1,000 Point Club



Rick Barry
(1962-65) 2,298



Eric Brown
(1985-89) 2,270



Don Curnutt
(1967-70) 2,006



Tim James
(1996-2000) 1,713



Dennis Burns
(1985-89) 1,594



Dick Hickox
(1958-61) 1,529



Johnny Hemsley
(1996-00) 1,497



Steven Edwards
(1992-96) 1,393



Ron Godfrey
(1958-61) 1,384



Mike Wittman
(1964-67) 1,319



Joe Wylie
(1988-91) 1,297



Willie Allen
(1968-71) 1,293



John Salmons
(1998-2002) 1,231



Mike McCoy
(1960-63) 1,231



Mario Bland
(1996-00) 1,199



Gene Stage
(1955-58) 1,192



Rusty Parker
(1965-68) 1,190



Kevin Presto
(1985-89) 1,156



Constantin Popa
(1991-95) 1,132



Whitey Campbell
(1946-50) 1,076



Julie Cohen
(1959-62) 1,042



Dick Miani
(1952-56) 1,042



Jerome Scott
(1988-92) 1,038



Rick Jones
(1964-67) 1,029

All-Americans



Dick Hickox, 1960
(AP 2nd Team, UPI 2nd Team)

YEAR	GP	FG-FGA	FG%	FT-FTA	FT%	REB	RPG	PTS	PPG
1958-59	25	161-378	.426	131-162	.809	98	3.9	453	18.1
1959-60	27	219-460	.476	158-198	.798	100	3.7	596	22.1
1960-61	27	180-437	.412	120-152	.788	138	5.1	480	17.8
TOTALS	79	560-1275	.439	409-512	.799	336	4.3	1529	19.4



Rick Barry, 1965
(Consensus First Team)

YEAR	GP	FG-FGA	FG%	FT-FTA	FT%	REB	RPG	PTS	PPG
1962-63	24	162-341	.475	131-158	.829	351	14.6	455	19.0
1963-64	27	314-572	.549	242-287	.843	448	16.6	870	32.1
1964-65	26	340-651	.522	292-341	.859	475	18.3	973	37.4
TOTALS	77	816-1564	.522	665-786	.846	1274	16.5	2298	29.8



Don Curnutt, 1970
(AP 2nd Team, UPI 2nd Team)

YEAR	GP	FG-FGA	FG%	FT-FTA	FT%	REB	RPG	PTS	PPG
1967-68	28	268-559	.480	99-120	.825	64	2.3	635	22.7
1968-69	24	262-613	.428	138-170	.812	72	3.0	662	27.6
1969-70	25	283-644	.439	143-166	.861	54	2.2	709	28.4
TOTALS	77	813-1816	.448	380-456	.833	190	2.5	2006	26.1



Tim James, 1999
(AP 3rd Team, NABC 3rd Team)

YEAR	GP	FG-FGA	%	3FG-3FGA	%	FT-FTA	%	REBS	RPG	PTS	PPG
1995-96	28	117-221	.529	2-6	.333	46-85	.541	151	5.4	282	10.1
1996-97	29	165-380	.434	2-8	.250	73-120	.608	196	6.8	405	14.0
1997-98	28	184-379	.485	4-17	.235	97-144	.674	263	9.4	469	16.8
1998-99	30	215-451	.477	12-41	.293	115-165	.697	246	8.2	557	18.6
TOTALS	115	681-1431	.476	20-72	.278	331-514	.644	856	7.4	1713	14.9

Retired Jerseys



#24 Rick Barry

The **first basketball jersey** to be retired at the University of Miami was number 24 in honor of **Rick Barry**, the Hurricanes' all-time leading scorer. Barry, UM's lone consensus first team All-American, led the Hurricanes to a 65-16 record and a pair of post-season berths in his three years. Barry, who finished his UM career with 2,298 points and 1,274 rebounds, is the only Hurricane to top both the 2,000-point and the 1,000-rebound barrier. He still owns five UM career records and numerous single-season records. Barry was inducted into the Basketball Hall of Fame in Springfield, MA in 1986. He is the only player in basketball history to win single-season scoring titles in the NCAA, NBA and ABA.



#40 Tim James

On **February 27, 1999 Tim James** became just the second Hurricane to have his number retired. During his four seasons at UM, James was a positive influence both on and off the court. A Miami native, James was very active in the community working with the "Join a Team, Not a Gang" program and speaking to local youth groups on the importance of staying in school and saying no to drugs.

James, the only player to record over 1,500 career points, 800 career rebounds and 200 career blocked shots, helped lead the Hurricanes into the national spotlight. During his four seasons Miami registered a 68-41 (.624) record, four consecutive winning seasons and three consecutive post season appearances including the school's first NCAA Tournament bid since 1960. The 6-7 forward ended his UM career ranked fourth on Miami's career scoring list (1,713 points), fifth on the career rebounding list (856 rebounds) and second on the career blocked shots list (224 blocks).

James, a two-time first-team All-BIG EAST selection, was named third-team All-America by both the Associated Press and National Association of Basketball Coaches as a senior, as well BIG EAST Co-Player of the Year in 1999.



Tim James had his jersey retired in a ceremony prior to the Hurricanes regular-season finale versus Rutgers on February 27, 1999.

NBA Draft Selections

UM Players selected in the NBA (National Basketball Association) Draft:

Player	Team	Year	Round-Overall pick
Dick Miani	New York Knickerbockers	1956	Knicks' 10th selection
Mike McCoy	Detroit Pistons	1963	3rd Round-21st overall
Rick Barry	San Francisco Warriors	1965	1st Round-2nd overall
Mike Wittman	St. Louis Hawks	1967	5th Round-49th overall
Rusty Parker	Atlanta Hawks	1968	5th Round-61st overall
Bill Soens	Philadelphia 76ers	1968	11th Round-145th overall
Don Curnutt	New York Knickerbockers	1970	10th Round-170th overall
Wayne Canady	Portland Trail Blazers	1970	15th Round-218th overall
Willie Allen	Baltimore Bullets	1971	4th Round-60th overall
Tito Horford	Milwaukee Bucks	1988	2nd Round-39th overall
Joe Wylie	Los Angeles Clippers	1991	2nd Round-38th overall
Constantin Popa	Los Angeles Clippers	1995	2nd Round-53rd overall
Tim James	Miami Heat	1999	1st Round-25th overall
John Salmons	San Antonio Spurs	2002	1st Round-26th overall



Tito Horford, boxing out Hakeem Olajuwon of the Houston Rockets, was selected in the second round of the 1988 NBA draft by the Milwaukee Bucks.

UM Players selected in the ABA (American Basketball Association) Draft:

Player	Team	Year	Round
Mike Wittman	Anaheim Amigos	1967	12th Round
Bill Soens	New York Nets	1968	10th Round
Rusty Parker	Oakland Oaks	1968	8th Round
Don Curnutt	Indiana Pacers	1970	7th Round
Willie Allen	Miami Floridians	1971	12th Round



In 1999 Tim James became the second player in UM history to be selected in the first round of the NBA Draft.

UM vs. Ranked Opponents

1961-62

1-30-61	Louisville (#7 AP)	W	71-69

1962-63

12-21-62	Duke (#2 UPI)	W	71-69

1964-65

12-12-64	St. John's (#10 AP, #13 UPI)	L	79-77
2-2-65	Miami (Ohio) (#20 UPI)	W	100-85

1965-66

12-9-65	at San Francisco (#11 UPI)	L	105-89
12-28-66	Western Kentucky (#17 UPI)	L	94-89

1966-67

2-18-67	Houston (#7 AP, #8 UPI)	L	105-86
2-25-67	at St. John's (#17 UPI)	L	97-70

1967-68

2-15-68	at Houston (#1 AP)	L	106-64

1969-70

12-12-69	at UCLA (#2 AP)	L	127-69
12-30-69	Ohio University (#5 AP)	L	99-74
1-10-70	at Jacksonville (#7 AP)	L	121-87
2-14-70	at Houston (#13 AP)	L	118-98
2-28-70	Florida State (#9 AP)	L	112-96
3-4-70	Jacksonville (#6 AP)	L	108-97

1970-71

1-9-71	at Jacksonville (#7 AP)	L	124-82
3-2-71	Jacksonville (#9 AP)	L	94-75

1985-86

2-19-86	at Duke (#2 AP)	L	104-82
2-22-86	Notre Dame (#14 AP)	L	126-73

1986-87

12-6-86	at North Carolina (#1 AP)	L	127-77
1-17-87	at Kansas (#20 AP)	L	82-47
2-21-87	at Florida (#18 AP)	L	99-60
3-5-87	at Notre Dame (#20 AP)	L	65-49

1987-88

11-27-87	vs. Michigan (#9 AP)	L	109-76
12-30-87	vs. Purdue (#11 AP)	L	110-82
1-2-88	Georgetown (#18 AP)	L	82-78
1-6-88	at Duke (#9 AP)	L	107-69
2-9-88	Brigham Young (#8 AP)	L	99-86

1988-89

12-10-88	Duke (#1 AP)	L	117-102
1-7-89	at Georgetown (#5 AP)	L	112-79
1-12-89	Kansas (#12 AP)	W	87-86
1-24-89	Providence (#20 AP)	L	106-91

1989-90

12-19-89	at Arizona (#20 AP)	L	83-53
1-10-90	Kansas (#1 AP)	L	100-73
2-5-90	at North Carolina (#25 AP)	L	87-74

1990-91

12-14-90	Georgia (#11 AP)	L	78-60
3-6-91	at DePaul (#25 AP)	L	75-58

1991-92

1-2-92	at Connecticut (#5 AP)	L	85-62
1-7-92	at Seton Hall (#18 AP)	L	64-52
1-11-92	at Syracuse (#20 AP)	L	73-57
1-14-92	St. John's (#17 AP)	W	45-42
1-18-92	Connecticut (#8 AP)	L	77-58
2-29-92	Syracuse (#22 AP)	L	68-63
3-4-92	Seton Hall (#22 AP)	L (OT)	90-82
3-13-92	vs. Georgetown (#21 AP)	L	77-64

1992-93

12-7-92	at Seton Hall (#6 AP)	L	65-56
1-2-93	Georgetown (#10 AP)	W	80-69
1-6-93	at Pittsburgh (#24 AP)	L	85-78
1-9-93	at Syracuse (#21 AP)	L	89-81
1-23-93	Pittsburgh (#20 AP)	L	86-84
2-20-93	St. John's (#25 AP)	W	82-77
2-23-93	Seton Hall (#14 AP)	L	85-73

1993-94

12-22-93	at Syracuse (#21 AP, #18 USAT)	L	81-52
1-15-94	at Boston College (#20 AP, #20 USAT)	L	69-49
2-5-94	at Connecticut (#5 AP, # 6 USAT)	L	73-57
2-22-94	Connecticut (#5 AP)	L	74-49
3-1-94	Syracuse (#14 AP)	L	71-69

1994-95

12-6-94	Syracuse (#19 AP, #19 USAT)	L	83-65
1-7-95	at Georgetown (#12 AP, #13 USAT)	L	71-64
1-25-95	Villanova (#22 AP, #25 USAT)	L	92-62
1-28-95	at Syracuse (#6 AP, #6 USAT)	L	76-51
1-31-95	at Connecticut (#4 AP, #5 USAT)	L	82-57
2-4-95	Georgetown (#13 AP, #13 USAT)	W	67-61
2-7-95	at Villanova (#16 AP, #18 USAT)	L	73-63
3-4-95	Connecticut (#4 AP, #5 USAT)	L	75-67
3-10-95	vs. Georgetown (#24 AP)	L	69-58

1995-96

12-5-95	Villanova (#2 AP, #2 USAT)	L	70-68
1-3-96	Syracuse (#11 AP, #12 USAT)	W	75-66
1-6-96	at Connecticut (#7 AP, #6 USAT)	L	73-52
1-13-96	at Georgetown (#5 AP, #5 USAT)	L	72-67
1-27-96	at Villanova (#7 AP, #7 USAT)	L	90-62
2-1-96	at Syracuse (#18 AP, #16 USAT)	L	72-51
2-10-96	Boston College (#22 AP, #21 USAT)	L	62-58
3-7-96	vs. Georgetown (#6 AP, #6 USAT)	L	92-62

1996-97

12-7-96	Syracuse (#19 AP, #17 USAT)	W	67-63
1-2-97	at Boston College (#25 AP, #25 USAT)	L	65-62
1-11-97	at Villanova (#8 AP, #7 USAT)	W	61-59

1997-98

11-21-97	Charlotte (#17 AP, #17 USAT)	W	89-72
12-27-97	Georgia Tech (#23 USAT)	L	69-61
1-6-98	Connecticut (#8 AP, #8 USAT)	W	76-67
1-10-98	at West Virginia (#25 AP, #21 USAT)	L	98-84
1-18-98	at Syracuse (#15 AP, #15 USAT)	L	85-67
2-10-98	Syracuse (#23 AP, #20 USAT)	L	72-63
2-28-98	West Virginia (#19 AP, #19 USAT)	W	70-66
3-13-98	vs. UCLA (#19 AP, #20 USAT)	L	65-62

1998-99

12-5-98	at Kentucky (#8 AP, #8 USAT)	L	74-65
1-6-99	St. John's (#10 AP, #9 USAT)	W	84-79
1-20-99	Connecticut (#1 AP, #1 USAT)	L	70-68
2-3-99	at St. John's (#9 AP, #10 USAT)	W	73-70
2-8-99	at Syracuse (#18 AP, #17 USAT)	W	76-63
2-20-99	at Connecticut (#2 AP, #2 USAT)	W	73-71
3-5-99	vs. St. John's (#9 AP, #10 USAT)	L	62-59

1999-00

12-18-99	North Carolina (#7 AP, #9 USAT)	L	78-68
1-8-00	Syracuse (#7 AP, #8 USAT)	L	67-55
1-29-00	Kentucky (#16 AP, #18 USAT)	L	60-57
2-19-00	at Connecticut (#18 AP, #18 USAT)	W	63-57
3-5-00	St. John's (#18 AP, #21 USAT)	W	74-70
3-10-00	vs. St. John's (#19 AP, #20 USAT)	L	58-57
3-19-00	vs. Ohio State (#8 AP, #8 USAT)	W	75-62
3-24-00	vs. Tulsa (#18 AP, #19 USAT)	L	80-71

2000-01

12-4-00	at North Carolina (#14 AP, #12 USAT)	L	67-45
1-13-01	at Boston College (#24 AP)	L	82-73
1-20-01	Connecticut (#15 AP, #15 USAT)	W	77-74
2-1-01	Seton Hall (#22 AP, #25 USAT)	W	72-66
2-13-01	at Syracuse (#10 AP, #7 USAT)	W	68-57

2001-02

12-15-01	Indiana (#21 AP, #24 USAT)	W	58-53
1-2-02	at Georgetown (#23 AP, #24 USAT)	W	79-71
2-2-02	Connecticut (#17 AP, #22 USAT)	W	68-66
3-8-02	vs. Pittsburgh (#7 AP, #7 USAT)	L	76-71

All-Time:

HIGHEST RANKED OPPONENT BEATEN ON ROAD: #2- Connecticut, 73-71 (2-20-99)
HIGHEST RANKED OPPONENT BEATEN AT HOME: #2- Duke, 71-69 (12-21-62)

Since the Re-Birth in 1985-86:

HIGHEST RANKED OPPONENT BEATEN ON ROAD: #2- Connecticut, 73-71 (2-20-99)
HIGHEST RANKED OPPONENT BEATEN AT HOME: #8- Connecticut, 76-67 (1-6-98)

UM vs. Ranked Teams All-Time:

Home:	19-32 (.373)
Away:	7-40 (.149)
Neutral:	1-10 (.091)
Total:	27-82 (.248)

UM vs. Ranked Teams Since the Rebirth (1985-86):

Home:	16-25 (.390)
Away:	7-33 (.175)
Neutral:	1-10 (.091)
Total:	24-68 (.261)

UM vs. Ranked Opponents Since Joining BIG EAST (1991-92):

BIG EAST:	20-42 (.323)
Home:	13-15 (.464)
Away:	7-21 (.250)
Tournament:	0-6 (.000)
Non-Conference:	3-7 (.300)
Home:	2-3 (.400)
Away:	0-2 (.000)
Neutral:	1-2 (.333)
Total:	23-49 (.319)

UM Men's Basketball Network TV Appearances

1985-86

1-18-86	Arizona 81, Miami 74 (OT)	CBS
2-22-86	Notre Dame 126, Miami 73	ESPN

1986-87

1-17-87	Kansas 82, Miami 47	NBC
2-7-87	Navy 78, Miami 62	CBS
2-26-87	Florida State 108, Miami 84	ESPN

1987-88

11-27-87	Michigan 109, Miami 76	ESPN
1-2-88	Georgetown 82, Miami 78	USA Network
2-15-88	Florida 83, Miami 73	USA Network
2-27-88	DePaul 101, Miami 82	NBC
3-8-88	Dayton 90, Miami 89	USA Network

1988-89

1-12-89	Miami 87, Kansas 86	ESPN
12-19-89	Arizona 83, Miami 53	ESPN

1991-92

1-29-92	Pittsburgh 82, Miami 52	ESPN
2-12-92	Providence 73, Miami 51	ESPN

1992-93

1-6-93	Pittsburgh 85, Miami 78	ESPN
2-10-93	Miami 75, Boston College 71	ESPN

1993-94

1-12-94	Pittsburgh 83, Miami 55	ESPN
1-26-94	Seton Hall 77, Miami 48	ESPN
2-16-94	Boston College 79, Miami 63	ESPN

1994-95

1-11-95	Miami 82, St. John's 79	ESPN
2-22-95	Miami 61, Seton Hall 57	ESPN
3-15-95	Penn State 62, Miami 56	ESPN

1995-96

2-14-96	Providence 77, Miami 54	ESPN
2-20-96	Miami 96, St. John's 91 (2OT)	ESPN2
2-28-96	Miami 71, Notre Dame 59	ESPN
3-6-96	Miami 77, Rutgers 67	ESPN2
3-7-96	Georgetown 92, Miami 62	ESPN2

1996-97

2-2-97	Rutgers 60, Miami 59	ESPN
2-5-97	Miami 78, Pittsburgh 63	ESPN
2-10-97	Miami 61, Seton Hall 51	ESPN2
3-5-97	Miami 76, St. John's 68 (OT)	ESPN2
3-6-97	Georgetown 63, Miami 59	ESPN2

1997-98

12-31-97	Miami 78, Seton Hall 65	ESPN
2-10-98	Syracuse 72, Miami 63	ESPN2
2-18-98	Providence 59, Miami 57	ESPN
3-4-98	Georgetown 62, Miami 56	ESPN
3-13-98	UCLA 65, Miami 62	CBS

1998-99

12-5-98	Kentucky 74, Miami 65	CBS
1-13-99	Miami 74, Rutgers 62	ESPN2
1-20-99	Connecticut 70, Miami 68 (OT)	ESPN
2-3-99	Miami 73, St. John's 70	ESPN
2-8-99	Miami 76, Syracuse 63	ESPN
2-20-99	Miami 73, Connecticut 71	CBS
3-4-99	Miami 65, Georgetown 54	ESPN2
3-5-99	St. John's 62, Miami 59	ESPN
3-12-99	Miami 75, Lafayette 54	CBS
3-14-99	Purdue 73, Miami 63	CBS

1999-00

12-18-99	North Carolina 78, Miami 68	ESPN
1-17-00	Miami 67, Villanova 66	ESPN
1-29-00	Kentucky 60, Miami 57	CBS
2-7-00	Miami 77, Georgetown 55	ESPN
2-19-00	Miami 63, Connecticut 57	ABC
2-26-00	Miami 55, Notre Dame 52	ESPN
3-5-00	Miami 74, St. John's 70 (OT)	CBS
3-9-00	Miami 61, Notre Dame 58	ESPN2
3-10-00	St. John's 58, Miami 57	ESPN
3-17-00	Miami 75, Arkansas 71	CBS
3-19-00	Miami 75, Ohio State 62	CBS
3-24-00	Tulsa 80, Miami 71	CBS

2000-01

12-4-00	North Carolina 67, Miami 45	ESPN2
1-22-01	St. John's 67, Miami 63 (OT)	ESPN
2-1-01	Miami 72, Seton Hall 66	ESPN2
2-10-01	St. John's 85, Miami 79 (OT)	ABC
2-13-01	Miami 68, Syracuse 57	ESPN2
2-17-01	Miami 80, Villanova 62	ESPN
2-24-01	Connecticut 60, Miami 53	ABC
3-7-01	Pittsburgh 78, Miami 69	ESPN

2001-02

1-8-02	St. John's 71, Miami 60	ESPN2
2-10-02	Boston College 76, Miami 63	ABC
2-26-02	Miami 81, Providence 65	ESPN2
3-7-02	Miami 84, Georgetown 76 (OT)	ESPN
3-8-02	Pittsburgh 76, Miami 71	ESPN
3-14-02	Missouri 93, Miami 80	CBS

Miami's All-Time TV Record:

ABC	1-3
CBS	5-8
NBC	0-2
ESPN	14-22
ESPN2	10-5
USA	0-3
Total	30-43 (.411)



Dick Vitale and John Saunders were on hand for Miami's matchup with Connecticut in 1999.

Miami in the Men's Basketball National Rankings

Week	AP Poll	UPI Poll
1959-60		
12/30/59	15th	—
1/5/60	14th	—
1/13/60	15th	—
1/19/60	11th	—
1/27/60	11th	—
2/3/60	N/A	—
2/10/60	10th	—
2/16/60	10th (3 first place votes)	—
2/24/60	9th (2 first place votes)	—
3/1/60	8th (7 first place votes)	—
Final Rankings	10th	—
1962-63		
12/27/62	HM	—
1/2/63	HM	15th
1/9/63	HM	—
1/16/63	—	HM
1/23/63	HM	—
1/30/63	—	18th
2/12/63	HM	—
2/26/93	HM	—
1963-64		
12/24/63	—	HM
1/7/64	—	HM
1964-65		
Pre-Season	HM	16th
12/23/64	—	HM
1/6/65	—	HM
1/20/65	—	T19th
2/3/65	—	HM
2/17/65	HM	T19th
2/23/65	HM	17th
3/3/65	HM	HM
1967-68		
2/28/68	HM	—
1987-88		
Pre-Season	ARV	ARV

Week	AP Poll	USA Today/CNN Poll
1995-96		
12/11/95	ARV (2 pts)	—
12/18/95	—	ARV (1 pt)
1996-97		
Pre-Season	—	ARV (3 pts-60th)
1/12/97	—	ARV (1 pt-Tied 49th)
1/19/97	ARV (19 pts-38th)	ARV (9 pts-41st)
1/26/97	ARV (32 pts-31st)	—
2/4/97	ARV (4 pts-44th)	—
2/10/97	ARV (18 pts-40th)	ARV (2 pts-43rd)
2/17/97	ARV (3 pts-Tied 47th)	—

Week	AP Poll	USA Today/ESPN Poll
1997-98		
Preseason	—	—
11/17/97	—	no poll
11/24/97	ARV (27 pts-37th)	—
12/1/97	ARV (31 pts-36th)	ARV (9 pts-42nd)
12/8/97	ARV (60 pts-30th)	ARV (28 pts-29th)
12/15/97	ARV (78 pts-30th)	ARV (19 pts-33rd)
12/22/97	ARV (80 pts-31st)	ARV (18 pts-33rd)
12/29/97	ARV (19 pts-34th)	ARV (16 pts-32nd)
1/5/98	ARV (38 pts-27th)	ARV (29 pts-29th)
1/12/98	ARV (95 pts-26th)	ARV (41 pts-26th)
1/19/98	ARV (4 pts-43rd)	ARV (5 pts-39th)
1/26/98	—	ARV (11 pts-32nd)
2/2/98	—	—
2/9/98	ARV (5 pts-41st)	—
2/16/98	—	—
2/23/98	ARV (1 pt-46th)	—
3/1/98	ARV (2 pts-43rd)	—
3/8/98	—	—
Final	no poll	—
1998-99		
Preseason	ARV (12 pts-44th)	ARV (9 pts-36th)
11/16/98	ARV (16 pts-35th)	no poll
11/23/98	ARV (20 pts-34th)	—
11/30/98	ARV (16 pts-36th)	—
12/6/98	ARV (16 pts-43rd)	—
12/13/98	ARV (10 pts-48th)	ARV (1 pt-58th)
12/20/98	ARV (2 pts-54th)	—
12/27/98	ARV (3 pts-52nd)	—
1/4/99	ARV (25 pts-31st)	ARV (25 pts-27th)
1/11/99	ARV (47 pts-30th)	ARV (8 pts-35th)
1/18/99	25th (103 pts)	ARV (21 pts-27th)
1/25/99	23rd (307 pts)	25th (61 pts)
2/1/99	25th (156 pts)	ARV (42 pts-26th)
2/8/99	16th (581 pts)	21st (142 pts)
2/15/99	15th (824 pts)	16th (279 pts)
2/22/99	11th (1056 pts)	13th (382 pts)
3/1/99	9th (1230 pts)	10th (473 pts)
3/8/99	10th (1089 pts)	12th (444 pts)
Final	no poll	T12th (296 pts)

1999-00		
Preseason	25th (222 points)	24th (118 points)
11/15/99	ARV (172 pts-26th)	no poll
11/22/99	ARV (168 pts-26th)	24th (94 points)
11/29/99	ARV (126 pts-26th)	25th (71 points)
12/6/99	ARV (36 pts-31st)	ARV (14 pts-32nd)
12/13/99	ARV (15 pts-36th)	ARV (6 pts-35th)
12/20/99	ARV (5 pts-39th)	ARV (6 pts-38th)
12/27/99	—	ARV (4 pts-42nd)
1/3/00	—	—
1/10/00	—	—
1/17/00	—	—
1/24/00	—	—
1/31/00	—	—
2/7/00	—	—
2/14/00	—	—
2/21/00	ARV (15 pts-29th)	ARV (2 pts-T41st)
2/28/00	ARV (43 pts-26th)	ARV (2 pts-T40th)
3/6/00	23rd (185 points)	ARV (34 pts-27th)
3/13/00	23rd (181 points)	25th (39 points)
Final	No poll	20th (201 points)
2000-01		
Preseason	ARV (2 pts-57th)	ARV (4 pts-55th)
11/13/00	—	no poll
11/20/00	—	ARV (18 pts-38th)
11/27/00	ARV (1 pt-T53rd)	ARV (9 pts-T42nd)
2001-02		
Preseason	—	ARV (16 pts-36th)
11/12/01	No Poll	ARV (13 pts-T36th)
11/19/01	ARV (1 pt-T50th)	ARV (10 pts-T39th)
11/26/01	ARV (3 pts-T49th)	ARV (10 pts-T37th)
12/3/01	ARV (6 pts-T45th)	ARV (12 pts-T37th)
12/10/01	ARV (29 pts-T36th)	ARV (24 pts-T34th)
12/17/01	ARV (153 pts-26th)	ARV (54 pts-26th)
12/24/01	24th (277 pts)	23rd (109 pts)
12/31/01	21st (471 pts)	21st (175 pts)
1/7/02	21st (378 pts)	20th (172 pts)
1/14/02	24th (265 pts)	20th (164 pts)
1/21/02	22nd (424 pts)	19th (209 pts)
1/28/02	15th (642 pts)	16th (275 pts)
2/4/02	12th (736 pts)	11th (344 pts)
2/11/02	13th (728 pts)	11th (419 pts)
2/18/02	17th (548 pts)	13th (348 pts)
2/25/02	22nd (308 pts)	18th (217 pts)
3/3/02	20th (427 pts)	16th (251 pts)
3/10/02	21st (348 pts)	21st (189 pts)
Final	No poll	ARV (66 pts-27th)

ARV-Also Receiving Votes
HM-Honorable Mention

Highest Associated Press Ranking: #8 (Week of 3/1/60)
Highest Coaches Poll Ranking: #10 (Week of 3/1/99)
Most First Place Votes-7 AP (Week of 3/1/60)
Most Consecutive Weeks Ranked in AP Poll: 12 (12/24/01-3/10/02)
Most Consecutive Weeks Ranked in Coaches Poll: 12 (12/24/01-3/10/02)



Team Records

Game

Most Points Scored: vs. Rollins, 1965 . . . 148
Most Points Scored Against: by UCLA, 1970 . . . 127

Other Top Scoring Games vs. Rollins, 1963 . . . 144
vs. Tampa, 1965 . . . 141
vs. Tampa, 1965 . . . 136
vs. Tampa, 1964 . . . 134
vs. Rollins, 1965 . . . 128
vs. Jacksonville, 1965 . . . 127
vs. Rollins, 1964 . . . 127
vs. Florida Southern, 1965 . . . 124
vs. La Salle, 1964 . . . 121
vs. Florida Southern, 1960 . . . 121

Most Points in Loss: vs. Oklahoma City, 1962 . . . 113

Largest Margin of Victory: vs. Rollins, 1965 . . . 69

Biggest Total Score: vs. Tampa, 1965 . . . 255

Most Players Scoring in a Game: vs. Florida A&M, 1995 . . . 14

Most Field Goals Made: vs. Rollins, 1965 . . . 60

Highest Field Goal Percentage:
vs. Coppin State (24 of 36), 1988 667
vs. Bethune-Cookman (32 of 48), 1989 667

3-Point Field Goals Made: vs. Georgetown, 1993 . . . 15

3-Point Field Goal Attempts: vs. Notre Dame, 2002 . . . 34

3-Point Field Goal Percentage: vs. Connecticut (7 of 8), 1992 . . .875

Most Free Throws Made: vs. Tampa, 1956 . . . 46

Most Free Throws Attempted: vs. Kentucky-Wesleyan, 1957 . . . 61

Highest Free Throw Percentage:
vs. Maryland (18 of 18), 1965 . . . 1.000
vs. Creighton (32 of 33), 1964 970

Most Rebounds: vs. Northeastern Illinois, 1995 . . . 61

Most Assists: vs. Lehigh, 1991 . . . 29

Most Steals:
vs. Florida International, 1991 . . . 18
vs. LaFayette, 2001 . . . 18

Most Blocked Shots (Game): vs. Hartford, 1996 . . . 17
Most Blocked Shots (Half): vs. Hartford (1st half), 1996 . . . 13

Most Turnovers: vs. Georgetown, 1996 . . . 32

Most Personal Fouls: vs. Tampa, 1962 . . . 36

Most Total Personal Fouls (both teams): vs. Tampa, 1965 73

Fewest Personal Fouls: vs. Rollins, 1962 . . . 5

Fewest Total Personal Fouls (both teams): vs. Rollins, 1962 . . . 13

Miscellaneous

Most Consecutive Games with a Three-Point FGM: 1991-01 . 278

Season

Most Victories: 2001-02 . . . 24

Most Defeats: 1991-92 . . . 24

Longest Winning Streak: 1946-47, 2001-02 . . . 14

Longest Losing Streak: 1993-94 . . . 17

Most Games Over 100 Points: 1988-89 . . . 11
Opp: 1988-89 . . . 10

Most Points: 1988-89 . . . 2,809
Opp: 1988-89 . . . 2,778

Highest Scoring Average: 1964-65 . . . 98.4
Opp: 1969-70 . . . 96.9

Most Rebounds: 1962-63 . . . 1,559
Opp: 1959-60 . . . 1,398

Most Field Goals Made: 1988-89 . . . 1,024
Opp: 1988-89 . . . 1,040

Most Field Goals Attempted: 1963-64 . . . 2,194
Opp: 1967-68 . . . 2,138

Field Goal Percentage: 1988-89 (1,024-2,083) 492
Opp: 1988-89 (1,040-2,129) 488

3-Point Field Goals Made: 2001-02 . . . 236
Opp: 2001-02 . . . 208

3-Point Field Goals Attempted: 2001-02 . . . 684
Opp: 2001-02 . . . 673

3-Point Field Goal Percentage: 1986-87, (127-332) 383
Opp: 1986-87, (151-370) 408

Most Free Throws Made: 1959-60 . . . 663
Opp: 1955-56 . . . 597

Most Free Throws Attempted: 1956-57 . . . 914
Opp: 1955-56 . . . 909

Free Throw Percentage: 1964-65 (642-807) 796
Opp: 1969-70, (537-743) 723

Most Assists: 1988-89 . . . 583
Opp: 1988-89 . . . 516

Most Steals: 1988-89 . . . 287
Opp: 1987-88 . . . 288

Most Blocked Shots: 2001-02 . . . 190
Opp: 2000-01 . . . 144

Most Turnovers: 1998-99 . . . 575
Opp: 1999-00 . . . 615

Most Personal Fouls: 1991-92 . . . 701
Opp: 2001-02 . . . 609

Individual Game Records

Points Scored

Rick Barry vs. Rollins, 1965 . . . 59
Rick Barry vs. Tampa, 1965 . . . 55
Rick Barry vs. Florida Southern, 1965 . . 54
Rick Barry vs. Jacksonville, 1964 . . . 52
Rick Barry vs. Tampa, 1965 . . . 51
Rick Barry vs. Oklahoma City, 1965 . . . 51
Rick Barry vs. Rollins, 1964 . . . 50
Rick Barry vs. Houston, 1965 . . . 50
Mike McCoy vs. Rollins, 1963 . . . 48
Sy Chadroff vs. Rollins, 1952 . . . 47

Field Goals Made

Rick Barry vs. Houston, 1965 . . . 21
Rick Barry vs. Rollins, 1965 . . . 20
Rick Barry vs. Rollins, 1965 . . . 20
Mike McCoy vs. Rollins, 1963 . . . 20
Rick Barry vs. Rollins, 1964 . . . 19
Rick Barry vs. Jacksonville, 1964 . . . 19
Rick Barry vs. Oklahoma City, 1965 . . . 19
Mike Wittman vs. Oklahoma City, 1965 19
Sy Chadroff vs. Rollins, 1952 . . . 18
John Dampier vs. Army, 1964 . . . 18
Rick Barry vs. Yale, 1965 . . . 18
Wayne Beckner vs. Tampa, 1965 . . . 18
Steve Rich vs. St. John's, 1996 . . . 18

3-Point Field Goals Made

Johnny Hemsley vs. Lafayette, 1999 . . . 9
Samarr Logan vs. Boston College, 1990 . 8
Darius Rice vs. Virginia Tech, 2001 . . . 7
12 occasions . . . 6

3-Point Field Goals Attempted

Darius Rice vs. Virginia Tech, 2001 . . 15
Marcus Barnes vs. Connecticut, 2001 . . . 14
Steven Edwards vs. Robert Morris, 1994 . 13
Steven Edwards vs. Boston College, 1996 13
Johnny Hemsley vs. Lafayette, 1999 . . . 12
Steven Edwards vs. Pittsburgh, 1993 . . . 12
Kevin Presto vs. New Mexico, 1987 12
Steven Edwards vs. Boston College, 1995 12
Steven Edwards vs. Seton Hall, 1996 12
Darius Rice vs. Notre Dame, 2002 . . 12
Marcus Barnes vs. UAB, 2001 . . . 12

3-Point Field Goal Percentage (Minimum 4 Attempts)

Trevor Burton vs. Georgetown, 1993 (5-5) 1.000
Samarr Logan vs. Davidson, 1990 (5-5) . . . 1.000
Levertis Williams vs. FIU, 1988 (5-5) . . 1.000
Jerome Scott vs. Pittsburgh, 1992 (4-4) . . . 1.000
Joel Warren vs. Marist, 1988 (4-4) . . . 1.000
Jake Morton vs. Georgetown, 1993 (5-6) . . .833
Steve Frazier vs. FAU, 1995 (5-6) 833
Jake Morton vs. BYU, 1989 (4-5) 800
Jake Morton vs. Stanford, 1989 (4-5) . .800
Kevin Presto vs. BYU, 1989 (4-5) 800
Trevor Burton vs. Davidson, 1991 (4-5) .800
Joe Ross vs. Florida, 1991 (4-5) 800

Free Throws Made

Ron Godfrey vs. Okla. City, 1960 22
Rick Barry vs. Florida Southern, 1965 . . 22
Rick Barry vs. St. Joseph's (PA), 1964 . . . 19
Rick Barry vs. Rollins, 1965 19
Joe Munley vs. Ky.-Wesleyan, 1957 17
Rick Barry vs. San Francisco, 1964 17
Rick Barry vs. St. Mary's, 1965 17
Rick Barry vs. Tampa, 1965 17
Dick Hickox vs. Stetson, 1959 16
8 occasions 15

Rebounds

Rick Barry vs. Oklahoma City, 1965 29
Wayne Canaday vs. Bucknell, 1969 28
Harry Manushaw vs. Florida St., 1959 . . 27
Rick Barry vs. Rollins, 1965 27
Harry Manushaw vs. Morehead St., 1959 26
Rick Barry vs. Cornell, 1963 25
Rusty Parker vs. Florida State, 1968 25
Harry Manushaw vs. Toronto, 1959 24
Rick Barry vs. Houston, 1965 24
Rick Barry vs. Tampa, 1965 24
Wayne Beckner vs. Rollins, 1963 24

Assists

Michael Gardner vs. Pittsburgh, 1993 . . . 14
John Salmons vs. Notre Dame, 2002 13
Bryan Hughes vs. The Citadel, 1985 13
Vernon Jennings vs. Bethune-Cookman, 2000 12
Vernon Jennings vs. Pittsburgh, 1999 . . . 12
Thomas Hocker vs. Florida State, 1990 . . 12
Thomas Hocker vs. Tulane, 1990 12
John Salmons vs. St. John's, 2002 11
Vernon Jennings vs. Notre Dame, 2000 . . 11
Vernon Jennings vs. Syracuse, 1999 11
Kevin Norris vs. Florida Atlantic, 1997 . . . 11
Michael Gardner vs. Syracuse, 1993 11
Jerome Scott vs. St. Joseph's (PA), 1991 . . 11
Kevin Presto vs. Alabama State, 1987 . . . 11
8 occasions 10

Steals

Jerome Scott vs. FIU, 1991 9
Vernon Jennings vs. West Virginia, 2000 7
11 occasions 6

Blocked Shots

Constantin Popa vs. Florida Atlantic, 1992 8
Tim James vs. West Virginia, 1996 8
James Jones vs. FIU, 2001 8
Tito Horford vs. South Carolina, 1987 7
Constantin Popa vs. Beth.-Cookman, 1993 7
Constantin Popa vs. St. John's, 1995 7
James Jones vs. FAU, 2000 7
12 occasions 6

Returning Players in **Bold**

Opponent's Individual Single-Game Highs

Most Points: 58, Danny Ferry (Duke), 12-10-88
Most Field Goals Made: 23, Danny Ferry (Duke), 12-10-88
Most Field Goals Attempted: 31, Victor Page (Georgetown), 3-6-97
Highest FG%: 1.000 (7-7), Greg Buckner (Clemson), 12-20-94
Most 3-PT FGM: 9, Mike Hargett (George Mason), 11-23-90
Most 3-PT FGA: 16, Billy Donovan (Providence), 1-20-87; Jerome Coleman (Rutgers), 2-17-02
Highest 3-PT FG%: 1.000 (5-5), Jerry McCullough (Pittsburgh), 1-12-94
Most Free Throws Made: 17, Jason Lawson (Villanova), 3-5-94; Troy Bell (Boston College), 1-13-01
Most Free Throws Attempted: 21, Jason Lawson (Villanova), 3-5-94
Highest FT%: 1.000 (17-17), Troy Bell (Boston College), 1-13-01
Most Rebounds: 24, Darrell Coleman (South Florida), 3-1-88
Most Assists: 14, Tommy Amaker (Duke), 2-19-86; Brandon Knight (Pittsburgh), 3-8-02
Most Turnovers: 11, Zlatko Savovic (Lehigh), 12-27-01
Most Blocked Shots: 13, Kyle Davis(Auburn), 3-14-01
Most Steals: 8, Eric Murdock (Providence), 1-27-88

Individual Season Records

Points Scored

Rick Barry, 1964-65 (26)	973
Rick Barry, 1963-64 (27)	870
Eric Brown, 1988-89 (31)	765
Don Curnutt, 1969-70 (25)	709
Don Curnutt, 1968-69 (24)	662
Don Curnutt, 1967-68 (28)	635
Dick Hickox, 1959-60 (27)	596
Mike Wittman, 1966-67 (26)	585
Mike Wittman, 1965-66 (26)	567
Rusty Parker, 1967-68 (28)	558

Scoring Average

Rick Barry, 1964-65 (26)	37.4
Rick Barry, 1963-64 (27)	32.1
Don Curnutt, 1969-70 (25)	28.4
Don Curnutt, 1968-69 (24)	27.6
Eric Brown, 1988-89 (31)	24.7
Don Curnutt, 1967-68 (28)	22.7
Mike Wittman, 1966-67 (26)	22.3
Dick Hickox, 1959-60 (27)	22.1
Mike Wittman, 1965-66 (26)	21.8
Sy Chadroff, 1951-52 (22)	20.9

Field Goals Made

Rick Barry, 1964-65 (26)	340
Rick Barry, 1963-64 (27)	314
Don Curnutt, 1969-70 (25)	283
Don Curnutt, 1967-68 (28)	268
Don Curnutt, 1968-69 (24)	262
Eric Brown, 1988-89 (31)	255
Mike McCoy, 1962-63 (28)	237
Dick Hickox, 1959-60 (27)	219
Mike Wittman, 1966-67 (26)	219
Tim James, 1998-99 (30)	215

Field Goals Attempted

Rick Barry, 1964-65 (26)	651
Don Curnutt, 1969-70 (25)	644
Don Curnutt, 1968-69 (24)	613
Rick Barry, 1963-64 (27)	572
Don Curnutt, 1967-68 (28)	559
Mike McCoy, 1962-63 (28)	530
Johnny Hemsley, 1999-00 (30)	488
Dick Miani, 1955-56 (26)	488
Mike McCoy, 1961-62 (26)	485
John Dampier, 1963-64 (27)	483
Dick Hickox, 1959-60 (27)	460

Field Goal Percentage
(Minimum 200 Attempts)

Mario Bland, 1997-98 (122-200)	.610
Mario Bland, 1998-99 (125-212)	.590
Eric Brown, 1988-89 (255-437)	.584
Elton Tyler, 2001-02 (149-257)	.580
Eric Brown, 1987-88 (193-333)	.580
Rusty Parker, 1965-66 (140-254)	.551
Rick Barry, 1963-64 (314-572)	.549
Tito Horford, 1987-88 (176-326)	.540
Steve Rich, 1995-96 (107-202)	.530
Tim James, 1995-96 (117-221)	.529
Constantin Popa, 1992-93 (145-275)	.527
Constantin Popa, 1994-95 (126-239)	.527
Rusty Parker, 1967-68 (214-406)	.527

3-Point Field Goals Made

Steven Edwards, 1992-93 (27)	79
Marcus Barnes, 2001-02 (32)	79
Darius Rice, 2001-02 (32)	**76**
Johnny Hemsley, 1998-99 (30)	70
Kevin Presto, 1986-87 (31)	69
Steven Edwards, 1995-96 (28)	65
Johnny Hemsley, 1999-00 (30)	64
Steven Edwards, 1994-95 (28)	64
Darius Rice, 2000-01 (28)	**62**
Steven Edwards, 1993-94 (27)	57
Kevin Presto, 1988-89 (31)	54
Samarr Logan, 1990-91 (28)	47
Kevin Presto, 1987-88 (31)	47
Levertis Williams, 1988-89 (31)	46
Kevin Norris, 1997-98 (28)	46
Marcus Barnes, 2000-01 (29)	43
James Jones, 2000-01 (29)	**41**

3-Point Field Goals Attempted

Marcus Barnes, 2001-02 (32)	229
Darius Rice, 2001-02 (32)	**208**
Steven Edwards, 1992-93 (27)	207
Johnny Hemsley, 1999-00 (30)	200
Steven Edwards, 1995-96 (28)	200
Steven Edwards, 1994-95 (28)	195
Darius Rice, 2000-01 (29)	**183**
Johnny Hemsley, 1998-99 (30)	175
Kevin Presto, 1986-87 (31)	170
Steven Edwards, 1993-94 (27)	164
Kevin Presto, 1988-89 (31)	158
Marcus Barnes, 2000-01 (29)	141
Samarr Logan, 1990-91 (28)	134
Kevin Norris, 1997-98 (28)	135
Levertis Williams, 1988-89 (31)	132
Kevin Presto, 1987-88 (31)	125
Jake Morton, 1989-90 (28)	122

3-Point Field Goal Percentage
(Minimum 30 Attempts)

Thomas Hocker, 1989-90 (27-55)	.491
James Jones, 2000-01 (41-87)	**.471**
Samarr Logan, 1989-90 (40-86)	.465
Mike Noblet, 1986-87 (27-62)	.435
Levertis Williams, 1987-88 (22-52)	.423
Trevor Burton, 1991-92 (18-43)	.419
Thomas Hocker, 1988-89 (13-31)	.419
Kevin Presto, 1986-87 (69-170)	.406
Johnny Hemsley, 1998-99 (70-175)	.400
Joel Warren, 1988-89 (13-33)	.394
Ochiel Swaby, 1991-92 (21-54)	.389
Jerome Scott, 1990-91 (33-86)	.384
Steven Edwards, 1992-93 (79-207)	.382
Joe Gordon, 2000-01 (21-55)	.382

Free Throws Made

Rick Barry, 1964-65 (26)	293
Eric Brown, 1988-89 (31)	246
Rick Barry, 1963-64 (27)	242
Eric Brown, 1987-88 (30)	161
Ron Godfrey, 1959-60 (27)	159
Dick Hickox, 1959-60 (27)	158
Mike Wittman, 1965-66 (26)	151
Mike Wittman, 1966-67 (26)	147
Gene Stage, 1956-57 (26)	145
Don Curnutt, 1969-70 (25)	143
Joe Wylie, 1990-91 (28)	143

Free Throws Attempted

Rick Barry, 1964-65 (26)	341
Eric Brown, 1988-89 (31)	310
Rick Barry, 1963-64 (27)	287
Eric Brown, 1987-88 (30)	229
Willie Allen, 1970-71 (25)	227
Ron Godfrey, 1959-60 (27)	207
Mike Wittman, 1965-66 (26)	206
Dick Hickox, 1959-60 (27)	198
Joe Wylie, 1990-91 (28)	194
Willie Allen, 1969-70 (26)	188

Free Throw Percentage
(Minimum 50 Attempts)

Dod Hammond, 1959-60 (64-73)	.877
Rick Jones, 1965-66 (134-153)	.876
Don Curnutt, 1969-70 (143-166)	.861
Rick Barry, 1964-65 (293-341)	.859
Johnny Hemsley, 1999-00 (90-106)	.849
Rick Barry, 1963-64 (242-287)	.843
John Salmons, 2001-02 (123-146)	.842
James Jones, 2001-02 (111-132)	**.841**
Dick Miani, 1955-56 (139-166)	.837
Rick Barry, 1962-63 (131-158)	.829
Wayne Beckner, 1964-65 (106-128)	.828
Don Curnutt, 1967-68 (99-120)	.825
Jack Spisak, 1962-63 (89-109)	.816
James Jones, 2000-01 (60-74)	**.811**

Rebounds

Rick Barry, 1964-65 (26)	475
Rick Barry, 1963-64 (27)	448
Harry Manushaw, 1958-59 (25)	372
Rick Barry, 1962-63 (24)	351
Mike McCoy, 1962-63 (28)	350
Mike McCoy, 1961-62 (26)	336
Bill Soens, 1966-67 (26)	330
Wayne Canaday, 1969-70 (26)	327
Edwin Morris, 1955-56 (26)	322
Harry Manushaw, 1959-60 (27)	321
Willie Allen, 1969-70 (26)	320

Returning Players in **Bold**
Games Played in ()

Individual Season Records

Assists*

Vernon Jennings, 1999-00 (32)	218
John Salmons, 2001-02 (32)	195
Vernon Jennings, 1998-99 (30)	167
Michael Gardner, 1992-93 (27)	154
Kevin Norris, 1996-97 (29)	142
Thomas Hocker, 1989-90 (27)	139
Kevin Norris, 1997-98 (28)	138
Thomas Hocker, 1987-88 (31)	136
Bryan Hughes, 1985-86 (28)	129
Kevin Presto, 1986-87 (31)	117
John Salmons, 2000-01 (29)	115
Jerome Scott, 1990-91 (28)	111
Kevin Norris, 1995-96 (28)	111
Thomas Hocker, 1988-89 (30)	109
Kevin Presto, 1988-89 (31)	104
Steven Edwards, 1992-93 (27)	104
Kevin Norris, 1994-95 (28)	102

Steals*

Jerome Scott, 1991-92 (32)	77
Vernon Jennings, 1999-00 (32)	75
Jerome Scott, 1990-91 (28)	70
Vernon Jennings, 1998-99 (30)	60
Steven Edwards, 1992-93 (27)	56
John Salmons, 2001-02 (32)	57
John Salmons, 2000-01 (29)	57
Michael Gardner, 1992-93 (27)	52
John Salmons, 1999-00 (34)	50
Kevin Norris, 1994-95 (28)	49
Dennis Burns, 1987-88 (31)	48
Clifton Clark, 1996-97 (29)	47
Kevin Norris, 1996-97 (29)	46
Jake Morton, 1989-90 (28)	45
Kevin Norris, 1995-96 (28)	45

Personal Fouls

Hammie Ward, 1991-92 (32)	115
Constantin Popa, 1992-93 (27)	103
Constantin Popa, 1991-92 (32)	101
Kevin O'Riordan, 1970-71 (26)	101
Mike Hutslar, 1969-70 (23)	100
Ron Godfrey, 1960-61 (27)	100
Ron Godfrey, 1959-60 (27)	99
Tim Harvey, 1985-86 (27)	94

Blocked Shots*

Constantin Popa, 1992-93 (27)	85
Tito Horford, 1987-88 (30)	80
James Jones, 2001-02 (32)	**78**
Tim James, 1998-99 (30)	65
Constantin Popa, 1991-92 (32)	64
Tim James, 1996-97 (29)	64
Constantin Popa, 1993-94 (27)	59
Constantin Popa, 1994-95 (28)	55
Tim James, 1995-96 (28)	50
Elton Tyler,. 2001-02 (32)	48
Dwayne Wimbley, 2000-01 (29)	48
Tim Harvey, 1985-86 (27)	46
James Jones, 2000-01 (29)	**46**
Tito Horford, 1986-87 (25)	45
Tim James, 1997-98 (28)	45

Disqualifications

Ron Godfrey, 1960-61 (27)	9
Bill Soens, 1966-67 (26)	9
Bill Soens, 1967-68 (28)	9
Ed Morris, 1955-56 (26)	8
Ed Morris, 1956-57 (26)	8
Rusty Parker, 1965-66 (26)	8
Mike Hutslar, 1968-69 (24)	8
Mike Hutslar, 1969-70 (23)	8
Tim Harvey, 1985-86 (27)	8
Hammie Ward, 1990-91 (28)	8

Games Started

Mario Bland, 1999-00 (34)	34
Elton Tyler, 1999-00 (34)	34
John Salmons, 1999-00 (34)	34
John Salmons, 2001-02 (32)	32
James Jones, 2001-02 (32)	**32**
Elton Tyler, 2001-02 (32)	32
Hammie Ward, 1991-92 (32)	32
Jerome Scott, 1991-92 (32)	32
Vernon Jennings, 1999-00 (32)	31
Darius Rice, 2001-02 (32)	**31**

Minutes Played*

Vernon Jennings, 1999-00 (32)	1,117
Jerome Scott, 1991-92 (32)	1,108
John Salmons, 1999-00 (34)	1,104
Johnny Hemsley, 1998-99 (30)	1,078
John Salmons, 2001-02 (32)	1,077
Johnny Hemsley, 1999-00 (30)	1,075
Darius Rice, 2001-02, (32)	**1,051**
James Jones, 2001-02 (32)	**1,048**
Jerome Scott, 1990-91 (28)	1,034
Kevin Presto, 1986-87 (31)	1,027
Eric Brown, 1988-89 (31)	1,016
Marcus Barnes, 2001-02 (32)	1,001

20-Point Games

Rick Barry, 1963-64 (27)	24
Rick Barry, 1964-65 (26)	24
Eric Brown, 1988-89 (31)	24
Don Curnutt, 1968-69 (24)	21
Don Curnutt, 1969-70 (25)	21
Don Curnutt, 1967-68 (28)	19
Dick Hickox, 1959-60 (27)	17
Mike Wittman, 1966-67 (27)	17
Joe Wylie, 1990-91 (28)	15
Mike McCoy, 1961-62 (26)	14

30-Point Games

Rick Barry, 1963-64 (27)	19
Rick Barry, 1964-65 (26)	18
Don Curnutt, 1968-69 (24)	11
Don Curnutt, 1969-70 (25)	10
Eric Brown, 1988-89 (31)	9
Rusty Parker, 1967-68 (28)	5
Dick Hickox, 1959-60 (27)	4
John Dampier, 1963-64 (27)	4
Mike Wittman, 1966-67 (26)	4
Don Curnutt, 1967-68 (28)	4

Games Played

Mario Bland, 1999-00	34
Elton Tyler, 1999-00	34
John Salmons, 1999-00	34
Leroy Hurd, 1999-00	34

Consecutive 3-Pt. Field Goals Made

Johnny Hemsley vs. Lafayette, 1998-99	8
Samarr Logan vs. Boston College, 1989-90	6
Steve Frazier vs. Florida Atlantic, 1994-95	5
Steven Edwards vs. Georgetown, 1995-96	4

Returning Players in **Bold**
Games Played in ()



Rick Barry, who still owns five UM career records, scored a school-record 973 points during the 1964-65 season and is the only player to lead the NCAA, NBA and ABA in single-season scoring.

Individual Career Records

Points Scored (FG-FT)

Rick Barry, 1962-65 (816-666)	2,298
Eric Brown, 1985-89 (805-633)	2,270
Don Curnutt, 1967-70 (813-380)	2,006
Tim James, 1995-99 (681-331)	1,713
Dennis Burns, 1985-89 (690-205)	1,594
Dick Hickox, 1958-61 (560-409)	1,529
Johnny Hemsley, 1996-00 (530-164)	1,497
Steven Edwards, 1992-96 (419-290)	1,393
Ron Godfrey, 1958-61 (518-348)	1,384
Mike Wittman, 1964-67 (492-335)	1,319
Joe Wylie, 1988-91 (501-289)	1,297
Willie Allen, 1968-71 (482-329)	1,293
John Salmons, 1998-02(438-310)	1,271
Mike McCoy, 1960-63 (524-183)	1,231
Mario Bland, 1996-00 (450-289)	1,199
Gene Stage, 1955-58 (450-292)	1,192
Rusty Parker, 1965-68 (472-246)	1,190
Kevin Presto, 1985-89 (376-234)	1,156
Constantin Popa, 1991-95 (452-228)	1,132
Bob Campbell, 1946-50 (471-134)	1,076
Julie Cohen, 1959-62 (388-266)	1,042
Dick Miani, 1952-56 (392-258)	1,042
Jerome Scott, 1988-92 (359-235)	1,038
Rick Jones, 1964-67 (374-281)	1,029

Field Goals Made

Rick Barry, 1962-65	816
Don Curnutt, 1967-70	813
Eric Brown, 1985-89	805
Dennis Burns, 1985-89	690
Tim James, 1995-99	681
Dick Hickox, 1958-61	560
Johnny Hemsley, 1996-00	530
Mike McCoy, 1960-63	524
Ron Godfrey, 1958-61	518
Joe Wylie, 1988-91	501



Vernon Jenning's 218 assists in 1999-00 set a UM single season record.

Field Goal Attempts

Don Curnutt, 1967-70	1,816
Rick Barry, 1962-65	1,564
Eric Brown, 1985-89	1,504
Tim James, 1995-99	1,431
Dennis Burns, 1985-89	1,409
Dick Hickox, 1958-61	1,275
Johnny Hemsley, 1996-00	1,283
Mike McCoy, 1960-63	1,212
Sy Chadroff, 1949-52	1,132
Ron Godfrey, 1958-61	1,119

Field Goal Percentage
(Minimum 4 FGM Per Game Played)

Eric Brown, 1985-89 (805-1504)	.535
Rick Barry, 1962-65 (816-1564)	.522
Donald Strong, 1970-71 (167-321)	.520
Rusty Parker, 1965-68 (472-915)	.516
Tito Horford, 1986-88 (313-613)	.511
Constantin Popa, 1991-95 (452-917)	.493
Dennis Burns, 1985-89 (690-1409)	.490
Joe Wylie, 1988-91 (501-1032)	.485
Tim James, 1995-99 (681-1431)	.476
Mike Wittman, 1964-67 (492-1040)	.473

3-Point Field Goals Made

Steven Edwards, 1992-96	265
Kevin Presto, 1985-89	170
Johnny Hemsley, 1996-00	164
Darius Rice, 2000-	**138**
Jake Morton, 1988-93	136
Kevin Norris, 1994-	134
Marcus Barnes, 2000-02	122
Samarr Logan, 1989-92	100
Steve Frazier, 1992-98	98
John Salmons, 1998-02	85
Jerome Scott, 1988-92	85
James Jones, 1999-	**84**

Note: 3-point FGs were adopted in 1986-87

3-Point Field Goals Attempted

Steven Edwards, 1992-96	766
Johnny Hemsley, 1996-00	487
Kevin Presto, 1985-89	453
Kevin Norris, 1994-98	407
Darius Rice, 2000-	**391**
Jake Morton, 1988-93	390
Marcus Barnes, 2000-02	370
Steve Frazier, 1992-98	319
Samarr Logan, 1989-92	265
John Salmons, 1998-02	265

3-Point Field Goal Percentage
(Minimum 75 Attempts)

Thomas Hocker, 1987-90 (53-125)	.424
Trevor Burton, 1989-93 (75-189)	.397
Samarr Logan, 1989-92 (100-265)	.377
Kevin Presto, 1985-89 (170-453)	.375
James Jones, 1999- (84-224)	**.375**
Doug Elliott, 1989-91 (50-135)	.370
Levertis Williams, 1987-89 (68-184)	.370
Anthony Rosa, 1993-96 (33-90)	.367
Jake Morton, 1988-93 (136-390)	.349
Joel Warren, 1985-89 (44-126)	.349

Consecutive Games With 3-Point Field Goal Made

Steven Edwards, 1994-95	32
Steven Edwards, 1993	26
Johnny Hemsley, 1998-99	20
Steven Edwards, 1995-96	20
Marcus Barnes, 2002	**17**
Darius Rice, 2001	**15**
Kevin Presto, 1988-89	14
Steven Edwards, 1994	14
Steve Frazier, 1994	14
James Jones, 2001	**14**

Free Throws Made

Rick Barry, 1962-65	666
Eric Brown, 1985-89	633
Dick Hickox, 1958-61	409
Eric Brown, 1985-89	387
Don Curnutt, 1967-70	380
Ron Godfrey, 1958-61	348
Mike Wittman, 1964-67	335
Tim James, 1995-99	331
Willie Allen, 1968-71	316
John Salmons, 1998-02	310

Free Throws Attempted

Eric Brown, 1985-89	840
Rick Barry, 1962-65	786
Willie Allen, 1968-71	553
Tim James, 1995-99	514
Dick Hickox, 1958-61	512
Ron Godfrey, 1958-61	469
Don Curnutt, 1967-70	456
Joe Wylie, 1988-91	451
Mike Wittman, 1964-67	441
Mario Bland, 1996-00	437

Free Throw Percentage
(Minimum 2 FTM Per Game Played)

Dod Hammond, 1959-60 (64-73)	.877
Rick Barry, 1962-65 (665-786)	.846
Rick Jones, 1964-67 (281-337)	.834
Don Curnutt, 1967-70 (380-456)	.833
Johnny Hemsley, 1996-00 (273-339)	.805
John Salmons, 1998-02 (310-385)	.805
Dick Hickox, 1958-60 (409-512)	.799
John Dampier, 1963-65 (113-144)	.785
John Salmons, 1998- (192-243)	.782
Ken Allen, 1960-63 (136-175)	.777

Rebounds

Rick Barry, 1962-65	1,274
Willie Allen, 1968-71	916
Harry Manushaw, 1958-61	914
Mike McCoy, 1960-63	857
Tim James, 1995-99	856
Eric Brown, 1985-89	855
Edwin Morris, 1955-58	787
Ron Godfrey, 1958-61	767
Joe Wylie, 1988-91	758
Constantin Popa, 1991-95	701

Returning Players in **Bold**,
* - Records Beginning in 1985-86

Individual Career Records

Assists*

Vernon Jennings, 1996-00	520
Kevin Norris, 1994-98	493
John Salmons, 1998-02	429
Kevin Presto, 1985-89	412
Thomas Hocker, 1987-90	384
Michael Gardner, 1991-94	319
Steven Edwards, 1992-96	312
Jerome Scott, 1988-92	257
Dennis Burns, 1985-89	236
Joel Warren, 1985-89	225
Trevor Burton, 1989-93	223

Steals*

Kevin Norris, 1994-98	208
Vernon Jennings, 1996-00	199
John Salmons, 1998-02	192
Jerome Scott, 1988-92	187
Jake Morton, 1988-93	167
Kevin Presto, 1985-89	154
Steven Edwards, 1992-96	138
Dennis Burns, 1985-89	136
Tim James, 1995-99	127
Eric Brown, 1985-89	122

Blocked Shots*

Constantin Popa, 1991-95	263
Tim James, 1995-99	224
James Jones, 1999-	**142**
Tito Horford, 1986-88	125
Dennis Burns, 1985-89	123
Elton Tyler, 1997-	114
Dwayne Wimbley, 1997-01	96
Eric Brown, 1985-89	84
Joe Wylie, 1988-91	84
John Salmons, 1998-	81

Personal Fouls

Constantin Popa, 1991-95	375
Eric Brown, 1985-89	332
John Salmons, 1998-02	316
Hammie Ward, 1989-93	311
Jake Morton, 1988-93	308
Mario Bland, 1996-00	305
Ron Godfrey, 1958-61	283
Kevin Presto, 1985-89	277
Vernon Jennings, 1996-00	269
Willie Allen, 1968-71	256

Disqualifications

Mike Hutslar, 1967-70	25
Rusty Parker, 1965-68	21
Edwin Morris, 1955-58	20
Hammie Ward, 1989-93	18
Bill Soens, 1966-68	18
Eric Brown, 1985-89	18
Constantin Popa, 1991-95	18
Ron Godfrey, 1958-61	16
Willie Allen, 1968-71	15
Mark Richardson, 1985-89	15

Games Played

Elton Tyler, 1997-02	124
John Salmons, 1998-02	124
Kevin Presto, 1985-89	121
Mario Bland, 1996-00	120
Eric Brown, 1985-89	120
Dennis Burns, 1985-89	119
Dwayne Wimbley, 1997-01	118
Tim James, 1995-99	115
Joel Warren, 1985-89	113
Jake Morton, 1988-93	113
Constantin Popa, 1991-95	113
Kevin Norris, 1994-98	113
Vernon Jenning, 1996-00	111
Steven Edwards, 1992-96	110
Alex Fraser, 1993-97	110
Johnny Hemsley, 1996-00	108
Mark Richardson, 1985-89	108
Trevor Burton, 1989-93	107
Jerome Scott, 1988-92	104
Hammie Ward, 1989-93	100

Games Started*

Kevin Norris, 1994-98	108
John Salmons, 1998-02	106
Eric Brown, 1985-89	106
Alex Fraser, 1993-97	98
Mario Bland, 1998-00	97
Kevin Presto, 1985-89	91
Steven Edwards, 1992-96	91
Tim James, 1995-99	85
Constantin Popa, 1991-95	83
Dennis Burns, 1985-89	79

Consecutive Games Started*

Kevin Norris, 1994-98	108
John Salmons, 1998-2002	106
Jerome Scott, 1990-92	72
Alex Fraser, 1994-96	67
Tim James, 1997-99	61
James Jones, 1999-Present	**61**
Mario Bland, 1998-00	58
Darius Rice, 2000-01	**57**

*-years listed are the years of the consecutive starts

Minutes Played*

John Salmons, 1998-02	3,786
Eric Brown, 1985-89	3,761
Kevin Presto, 1985-89	3,453
Tim James, 1995-99	3,371
Kevin Norris, 1994-98	3,255
Dennis Burns, 1985-89	3,176
Johnny Hemsley, 1996-00	3,170
Steven Edwards, 1992-96	3,062
Vernon Jennings, 1996-00	2,926
Mario Bland, 1996-00	2,865

20-Point Games

Rick Barry, 1962-65	61
Don Curnutt, 1967-70	61
Eric Brown, 1985-89	54
Dick Hickox, 1958-61	41
Mike Wittman, 1964-67	33
Johnny Hemsley, 1996-00	29
Joe Wylie, 1988-91	29
Tim James, 1995-99	28
Ron Godfrey, 1958-61	28
Willie Allen, 1968-71	28
Mike McCoy, 1960-63	27
Dennis Burns, 1985-89	24

Returning Players in **Bold**,
* - Records Beginning in 1985-86

Year-by-Year Records

Scoring Leaders

Year	Player	FG	FT	Pts
1926-27	No record available			
1927-28	Rodger Ashman			169
1928-29	Rodger Ashman	49	18	116
1929-31	No record available			
1931-32	Polger	71	25	167
1932-38	No team			
1938-39	No record available			
1939-40	John Tobin	86	24	196
1940-41	John Tobin	71	27	169
1941-42	John Tobin	91	39	221
1943-45	No Team			
1945-46	Louis Edwards	53	17	123
1946-47	Bob Campbell	164	39	367
1947-48	Abe Friedman	92	37	221
1948-49	Bob Campbell	164	39	367
1949-50	Mackey MacDonald	134	48	316
1950-51	Sy Chadroff	107	54	268
1951-52	Sy Chadroff	180	999	459
1952-53	Howard Keene	112	126	350
1953-54	Willie Schayowitz	95	37	227
1954-55	Dick Miani	114	73	301
1955-56	Dick Miani	186	139	511
1956-57	Gene Stage	158	145	461
1957-58	Gene Stage	137	79	353
1958-59	Dick Hickox	161	131	453
1959-60	Dick Hickox	219	158	596
1960-61	Dick Hickox	180	120	480
1961-62	Mike McCoy	199	80	478
1962-63	Mike McCoy	237	80	554
1963-64	Rick Barry	314	242	870
1964-65	Rick Barry	340	293	973
1965-66	Mike Wittman	208	151	567
1966-67	Mike Wittman	219	147	585
1967-68	Don Curnutt	268	99	635
1968-69	Don Curnutt	262	138	662
1969-70	Don Curnutt	283	143	709
1970-71	Willie Allen	184	129	497
1972-85	No team			
1985-86	Eric Brown	174	112	460
1986-87	Eric Brown	183	114	460
1987-88	Eric Brown	193	161	551
1988-89	Eric Brown	255	246	765
1989-90	Joe Wylie	210	91	514
1990-91	Joe Wylie	186	143	515
1991-92	Jerome Scott	100	122	371
1992-93	Steven Edwards	127	97	430
1993-94	Jamal Johnson	102	53	257
1994-95	Steven Edwards	102	91	359
1995-96	Steven Edwards	114	68	361
1996-97	Tim James	165	73	405
1997-98	Tim James	184	97	469
1998-99	Tim James	215	115	557
1999-00	Johnny Hemsley	194	90	542
2000-01	Darius Rice	140	67	409
2001-02	Darius Rice	155	92	478

Rebounding Leaders

Year	Player	Off	Def	Total
1950-51	Howard Keene	—	—	271
1951-52	Howard Keene	—	—	218
1952-53	No record available			
1953-54	No record available			
1954-55	Ken Ryskamp	—	—	181
1955-56	Ed Morris	—	—	322
1956-57	Ed Morris	—	—	246
1957-58	Dick Berghoff	—	—	278
1958-59	Harry Manushaw	—	—	372
1959-60	Harry Manushaw	—	—	321
1960-61	Ron Godfrey	—	—	256
1961-62	Mike McCoy	—	—	338
1962-63	Rick Barry	—	—	351
1963-64	Rick Barry	—	—	448
1964-65	Rick Barry	—	—	475
1965-66	Mike Wittman	—	—	260
1966-67	Billy Soens	—	—	330
1967-68	Billy Soens	—	—	299
1968-69	Wayne Canaday	—	—	319
1969-70	Wayne Canaday	—	—	327
1970-71	Willie Allen	—	—	316
1972-85	No team			
1985-86	Eric Brown	—	—	208
1986-87	Tito Horford	59	178	241
1987-88	Tito Horford	65	206	271
1988-89	Eric Brown	81	168	249
1989-90	Joe Wylie	89	177	266
1990-91	Joe Wylie	110	169	279
1991-92	Constantin Popa	64	88	152
1992-93	Constantin Popa	76	121	197
1993-94	Constantin Popa	57	105	162
1994-95	Constantin Popa	76	114	190
1995-96	Steve Rich	70	90	160
1996-97	Tim James	88	108	196
1997-98	Tim James	90	173	263
1998-99	Tim James	83	163	246
1999-00	Mario Bland	90	147	237
2000-01	John Salmons	62	111	173
2001-02	James Jones	65	138	203

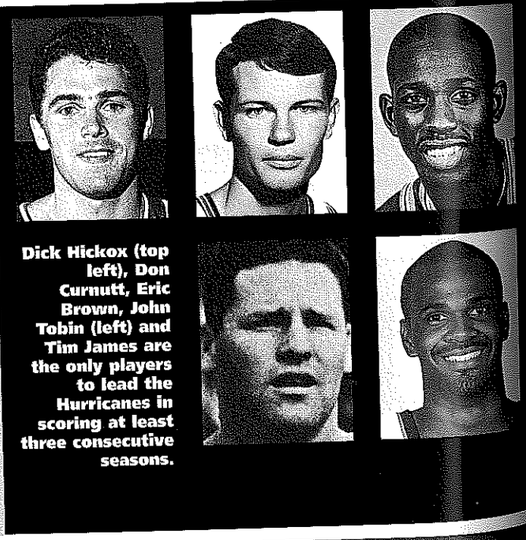

Dick Hickox (top left), Don Curnutt, Eric Brown, John Tobin (left) and Tim James are the only players to lead the Hurricanes in scoring at least three consecutive seasons.

Year-by-Year Records

Assist Leaders*

Year	Player	Assists Total
1985-86	Bryan Hughes	129
1986-87	Kevin Presto	117
1987-88	Thomas Hocker	136
1988-89	Thomas Hocker	109
1989-90	Thomas Hocker	139
1990-91	Jerome Scott	111
1991-92	Michael Gardner	98
1992-93	Michael Gardner	154
1993-94	Torey McCormick	85
1994-95	Kevin Norris	102
1995-96	Kevin Norris	111
1996-97	Kevin Norris	142
1997-98	Kevin Norris	138
1998-99	Vernon Jennings	167
1999-00	Vernon Jennings	218
2000-01	John Salmons	115
2001-02	John Salmons	195

*-Did not become an official NCAA statistic until 1985-86

Blocked Shot Leaders*

Year	Player	Blocks Total
1985-86	Tim Harvey	46
1986-87	Tito Horford	45
1987-88	Tito Horford	80
1988-89	Dennis Burns	36
1989-90	Joe Wylie	32
1990-91	Joe Wylie	37
1991-92	Constantin Popa	64
1992-93	Constantin Popa	85
1993-94	Constantin Popa	59
1994-95	Constantin Popa	55
1995-96	Tim James	50
1996-97	Tim James	64
1997-98	Tim James	45
1998-99	Tim James	65
1999-00	Elton Tyler	34
2000-01	Dwayne Wimbley	48
2001-02	James Jones	78

*-Did not become an official NCAA statistic until 1985-86

Steal Leaders*

Year	Player	Steals Total
1985-86	Bryan Hughes	42
1986-87	Kevin Presto	44
1987-88	Dennis Burns	48
1988-89	Eric Brown	44
1989-90	Jake Morton	45
1990-91	Jerome Scott	70
1991-92	Jerome Scott	77
1992-93	Steven Edwards	56
1993-94	Torey McCormick	43
1994-95	Kevin Norris	49
1995-96	Kevin Norris	45
1996-97	Clifton Clark	47
1997-98	Kevin Norris	68
1998-99	Vernon Jennings	60
1999-00	Vernon Jennings	75
2000-01	John Salmons	57
2001-02	John Salmons	57

*-Did not become an official NCAA statistic until 1985-86



Thomas Hocker was the first player to lead UM in assists for three consecutive seasons.



Constantin Popa led UM in blocks all four seasons with the Hurricanes.



Jerome Scott is the only Hurricane to record back-to-back seasons of 70 or more steals.

Year-By-Year Team Statistics
(1955-2002)

Opponent	TOTAL FG-FGA	Pct	3-PTRS 3FG-FGA	Pct	FT-FTA	Pct	REBOUNDS Off-Def-Tot	Avg	PF-DQ	A	TO	Blk	Stl	Pts-Avg
1955-56														
Miami Hurricanes	789-2043	.386	—	—	592-839	.706	1271	48.9	545-30	—	—	—	—	2170-83.5
Opponents	759-1976	.384	—	—	597-909	.657	1121	42.9	503-16	—	—	—	—	2115-81.3
1956-57														
Miami Hurricanes	691-1892	.365	—	—	647-914	.708	1198	46.1	531-24	—	—	—	—	2029-78.0
Opponents	786-1980	.396	—	—	595-880	.676	1343	51.6	546-23	—	—	—	—	2167-83.3
1957-58														
Miami Hurricanes	654-1636	.399	—	—	433-623	.697	999	45.4	419-12	—	—	—	—	1741-79.1
Opponents	625-1640	.381	—	—	391-585	.668	943	42.8	435-20	—	—	—	—	1641-74.6
1958-59														
Miami Hurricanes	808-1910	.421	—	—	574-825	.696	1252	50.1	510-19	—	—	—	—	2190-87.6
Opponents	769-2004	.384	—	—	481-817	.671	1029	41.1	565-30	—	—	—	—	2029-80.8
1959-60														
Miami Hurricanes	882-1961	.449	—	—	663-897	.739	1478	54.7	562-19	—	—	—	—	2427-89.9
Opponents	828-2034	.407	—	—	536-793	.676	1398	51.8	619-36	—	—	—	—	2192-81.2
1960-61														
Miami Hurricanes	888-1924	.462	—	—	454-679	.671	1395	51.5	509-20	—	—	—	—	2230-82.6
Opponents	766-1891	.405	—	—	504-721	.699	1208	45.1	501-17	—	—	—	—	2036-75.4
1961-62														
Miami Hurricanes	841-1994	.421	—	—	387-567	.683	1434	55.2	492-26	—	—	—	—	2069-79.7
Opponents	803-1875	.426	—	—	439-666	.659	1198	46.1	431-13	—	—	—	—	2045-78.7
1962-63														
Miami Hurricanes	982-2151	.457	—	—	545-739	.738	1559	55.7	490-14	—	—	—	—	2509-89.6
Opponents	880-2051	.435	—	—	441-651	.678	1155	41.2	532-30	—	—	—	—	2201-78.6
1963-64														
Miami Hurricanes	991-2194	.452	—	—	593-780	.760	1483	54.9	545-19	—	—	—	—	2575-95.4
Opponents	946-2060	.459	—	—	460-707	.645	1268	46.9	577-33	—	—	—	—	2352-87.1
1964-65														
Miami Hurricanes	958-2077	.461	—	—	642-807	.796	1462	55.2	521-18	—	—	—	—	2558-98.4
Opponents	865-1970	.436	—	—	460-680	.677	1145	44.0	588-32	—	—	—	—	2190-84.2
1965-66														
Miami Hurricanes	850-1920	.437	—	—	571-806	.709	1363	52.4	539-21	—	—	—	—	2271-87.3
Opponents	855-1971	.434	—	—	498-751	.663	1299	50.0	581-27	—	—	—	—	2208-84.9
1966-67														
Miami Hurricanes	809-1814	.444	—	—	514-712	.722	1333	51.3	490-26	—	—	—	—	2126-81.8
Opponents	831-1839	.452	—	—	429-629	.682	1081	41.7	499-27	—	—	—	—	2091-80.4
1967-68														
Miami Hurricanes	905-1936	.467	—	—	558-765	.729	1337	47.8	531-30	—	—	—	—	2368-84.6
Opponents	937-2138	.438	—	—	545-788	.691	1345	48.0	532-18	—	—	—	—	2419-86.4
1968-69														
Miami Hurricanes	777-1731	.444	—	—	431-607	.710	1238	51.6	492-23	—	—	—	—	1985-82.0
Opponents	777-1702	.457	—	—	494-684	.722	1017	41.1	448-15	—	—	—	—	2048-85.0
1969-70														
Miami Hurricanes	911-2069	.442	—	—	471-684	.692	1289	49.5	527-26	—	—	—	—	2293-88.2
Opponents	992-2051	.484	—	—	537-743	.723	1347	51.8	518-13	—	—	—	—	2521-96.9
1970-71														
N/A														
1985-86														
Miami Hurricanes	805-1692	.476	—	—	396-603	.657	1059	37.8	468-22	453	441	109	156	2006-71.6
Opponents	902-1910	.472	—	—	327-500	.654	1061	37.9	545-18	499	356	54	228	2131-76.1

Year-By-Year Team Statistics
(1955-2002)

Opponent	TOTAL FG-FGA	Pct	3-PTRS 3FG-FGA	Pct	FT-FTA	Pct	REBOUNDS Off-Def-Tot	Avg	PF-DQ	A	TO	Blk	Stl	Pts-Avg
1986-87														
Miami Hurricanes	869-1922	.452	127-332	.383	467-686	.681	363-791-1263	40.7	609-24	491	534	128	169	2332-75.2
Opponents	857-1954	.439	151-370	.408	470-710	.662	333-698-1150	37.1	621-29	435	433	48	282	2335-75.3
1987-88														
Miami Hurricanes	897-1826	.491	132-374	.353	527-736	.716	306-771-1151	37.1	558-9	542	563	175	198	2453-79.1
Opponents	922-2104	.438	116-338	.343	440-645	.682	431-668-1190	38.4	618-12	475	472	60	288	5400-77.4
1988-89														
Miami Hurricanes	1024-2083	.492	173-496	.349	588-832	.707	317-739-1164	37.5	678-23	583	513	102	287	2809-90.6
Opponents	1040-2129	.488	146-385	.379	552-838	.659	419-772-1302	42.0	666-23	516	542	62	256	2778-89.6
1989-90														
Miami Hurricanes	737-1723	.428	169-460	.367	371-572	.649	283-582-962	34.4	518-16	406	407	77	245	2014-71.9
Opponents	800-1688	.474	117-328	.357	415-606	.685	320-710-1146	40.9	506-22	407	471	71	163	2132-76.1
1990-91														
Miami Hurricanes	729-1657	.440	145-386	.376	424-604	.702	333-542-1002	35.8	524-24	381	458	86	230	2027-72.4
Opponents	770-1624	.474	142-426	.333	396-590	.671	298-556-985	35.2	551-16	425	442	84	190	2078-74.2
1991-92														
Miami Hurricanes	671-1692	.397	128-404	.314	471-736	.640	375-591-1098	34.3	701-8	372	500	131	259	1941-60.7
Opponents	709-1627	.436	168-446	.377	574-857	.670	431-710-1141	35.7	645-7	440	516	129	248	2160-67.5
1992-93														
Miami Hurricanes	692-1600	.433	186-521	.357	359-599	.599	392-586-978	36.2	575-21	449	421	128	421	1929-71.4
Opponents	683-1543	.443	138-356	.388	500-721	.693	389-664-1050	38.9	534-9	397	434	88	204	2004-74.2
1993-94														
Miami Hurricanes	638-1523	.419	138-428	.322	276-472	.585	382-685-1067	39.5	537-15	413	543	141	191	1690-62.6
Opponents	645-1626	.397	172-466	.369	447-661	.676	412-616-1028	38.1	483-14	388	371	97	286	1909-70.7
1994-95														
Miami Hurricanes	653-1627	.401	155-486	.319	370-568	.651	406-683-1089	38.9	542-15	377	485	123	218	1831-64.5
Opponents	658-1637	.402	177-546	.324	395-590	.669	410-664-1074	38.4	526-20	368	446	87	249	1888-67.4
1995-96														
Miami Hurricanes	667-1577	.423	145-455	.319	404-642	.629	411-676-1087	38.8	542-10	392	477	121	224	1883-67.3
Opponents	662-1601	.413	186-514	.362	363-539	.673	370-630-1000	35.7	566-19	363	451	87	229	1873-66.9
1996-97														
Miami Hurricanes	695-1169	.416	107-360	.297	390-603	.647	414-691-1105	38.1	560-17	406	488	173	235	1887-65.1
Opponents	632-1662	.380	146-507	.288	411-617	.666	445-681-1126	38.8	558-18	314	488	97	243	1821-62.8
1997-98														
Miami Hurricanes	735-1669	.440	114-397	.287	378-572	.661	388-732-1120	40.0	563-11	395	496	120	259	1962-70.1
Opponents	634-1672	.379	165-571	.289	403-622	.648	422-660-1082	38.6	521	352	502	72	241	1836-65.6
1998-99														
Miami Hurricanes	791-1671	.473	123-369	.333	473-677	.699	389-791-1180	39.3	521-8	458	575	158	259	2178-72.6
Opponents	695-1810	.384	193-614	.314	367-570	.644	429-607-1036	34.5	587	368	530	81	315	1950-65.0
1999-00														
Miami Hurricanes	849-1971	.431	132-440	.300	516-690	.748	489-793-1282	37.7	615-10	498	504	126	286	2346-69.0
Opponents	741-1883	.394	190-637	.298	455-669	.680	467-738-1205	35.4	639	406	615	110	232	2127-62.6
2000-01														
Miami Hurricanes	713-1728	.413	206-595	.346	407-568	.717	396-628-1024	35.3	567-10	409	434	137	257	2039-70.3
Opponents	677-1576	.430	187-541	.346	422-597	.707	372-711-1083	37.3	539	392	553	144	219	1963-67.7
2001-02														
Miami Hurricanes	818-1902	.430	236-684	.345	523-678	.771	388-786-1174	36.7	593-5	525	460	190	285	2395-74.8
Opponents	754-1885	.400	208-673	.309	440-652	.675	453-780-1233	38.5	609	401	554	121	236	2156-67.4

Home Attendance Results

Top 10 Home Attendance

ATT	OPPONENT	SITE	RESULT	SCORE	DATE
15,147	Connecticut	Miami Arena	L	70-68 (OT)	1/20/99
11,263	Connecticut	Miami Arena	L	75-67	3/4/95
11,051	Ohio State	National Car Rental Center	W	72-64	12/27/98
10,896	Georgetown	Miami Arena	L	75-58	2/15/92
10,497	Rutgers	Miami Arena	W	68-63	2/27/99
10,419	Georgetown	Miami Arena	W	68-65 (OT)	1/18/97
10,231	Connecticut	Miami Arena	L	77-58	1/18/92
10,140	North Carolina	National Car Rental Center	L	78-68	12/18/99
10,135	Connecticut	Miami Arena	W	68-66	2/2/02
10,037	Notre Dame	Miami Arena	L	90-77	2/23/02

Yearly Home Attendance

YEAR	SITE	TOTAL	GAMES	AVG	BIG EAST Games TOTAL	GAMES	AVG
1985-86	Knight Center	54,544	18	3,030	-	-	-
1986-87	Knight Center	43,129	17	2,537	-	-	-
1987-88	Knight Center	41,343	18	2,297	-	-	-
1988-89	Miami Arena	48,968	17	2,880	-	-	-
1989-90	Miami Arena	33,505	16	2,094	-	-	-
1990-91	Miami Arena	33,406	15	2,227	-	-	-
1991-92	Miami Arena	56,677	14	4,048	46,380	9	5,153
1992-93	Miami Arena	51,262	15	3,417	41,169	9	4,574
1993-94	Miami Arena	38,219	15	2,548	28,154	9	3,128
1994-95	Miami Arena	53,953	15	3,597	43,630	9	4,848
1995-96	Miami Arena	46,150	16	2,884	34,186	9	3,798
1996-97	Miami Arena	60,517	15	4,034	48,093	9	5,344
1997-98	Miami Arena	65,958	14	4,711	47,132	9	5,236
1998-99	Miami Arena	75,560	13	5,812	57,609	9	6,401
1999-00	Miami Arena	63,920	16	3,995	33,268	8	4,159
2000-01	Miami Arena	46,364	16	2,898	26,718	8	3,340
Totals		813,475	250	3,254	406,368	88	4,618

Miami's Record at...

YEAR	HOME SITE	HOME	(SITE TOTAL)	AWAY	NEUTRAL	TOTAL
1985-86	Knight Center	12-6		1-8	1-0	14-14
1986-87	Knight Center	9-8		1-6	5-2	15-16
1987-88	Knight Center	11-7	(32-21)	3-5	3-2	17-14
1988-89	Miami Arena	12-5		2-6	5-1	19-12
1989-90	Miami Arena	11-5		2-8	0-2	13-15
1990-91	Miami Arena	8-7		0-11	1-1	9-19
1991-92	Miami Arena	4-10		0-11	4-3	8-24
1992-93	Miami Arena	10-5		0-10	0-2	10-17
1993-94	Miami Arena	5-10		2-9	0-1	7-20
1994-95	Miami Arena	11-4		4-8	0-1	15-13
1995-96	Miami Arena	12-4		2-8	1-1	15-13
1996-97	Miami Arena	12-3		3-9	1-1	16-13
1997-98	Miami Arena	11-3		7-5	0-2	18-10
1998-99	Miami Arena	11-2		10-3	2-2	23-7
1999-00	Miami Arena	11-4		8-2	4-4	23-11
2000-01	Miami Arena	12-4	(130-66)	4-8	0-1	16-13
Totals		162-87		49-117	27-26	238-231

Miami Arena Collegiate Records

Individual:

Most Points: 58, Danny Ferry (Duke vs. Miami), 12-10-88

Most Field Goals Made: 23, Danny Ferry (Duke vs. Miami), 12-10-88

Most Field Goals Attempted: 30, Greg Sutton (Oral Roberts vs. Miami), 11-28-88

Highest FG% (min. 10 made): .923 (12-13), Eric Brown (Miami vs. Bethune-Cookman), 12-5-88

Most 3-PT FGM: 9, Mike Hargett (George Mason vs. Miami), 11-23-90

Most 3-PT FGA: 15, Byron Coast (Florida A&M vs. Miami), 12-10-94

Highest 3-PT FG% (min. 5 made): .875 (7-8), Tom Kresge (Lafayette vs. Miami), 1-14-91

Most Free Throws Made: 13, Eric Brown (Miami vs. BYU), 2-4-89; John Salmons (Miami vs. West Virginia), 2-28-01

Most Free Throws Attempted: 19, Eric Brown (Miami vs. BYU), 2-4-89

Highest FT% (min. 10 made): 1.000 (10-10), Steven Edwards (Miami vs. Villanova), 3-6-93

Most Total Rebounds: 22, Kelly Wise (Memphis vs. Miami), 12-21-00

Most Offensive Rebounds: 10, Kelly Wise (Memphis vs. Miami), 12-21-00

Most Defensive Rebounds: 13, Stephen Howard (DePaul vs. Miami), 2-23-91

Most Assists: 14, Michael Gardner (Miami vs. Pittsburgh), 1-23-93

Most Steals: 9, Jerome Scott (Miami vs. Florida International), 3-4-91

Most Blocks: 8, Tim James (Miami vs. West Virginia), 2-6-96; Constantin Popa (Miami vs. Florida Atlantic), 12-19-92; Byron Tucker (George Mason vs. Miami), 11-23-90

Most Turnovers: 11, Zlatko Savovic (Lehigh vs. Miami), 12-27-00

Team:

Most Points (Game): 117, Duke vs. Miami, 12-10-88

Most Points (Half): 66, New Mexico vs. Miami, 2nd half, 2-1-89

Most Combined Points: 219, Duke 117 Miami 102, 12-10-88

Most Field Goals: 43, Miami vs. Tennessee Tech, 2-8-89

Most Field Goal Attempts: 92, George Mason vs. Miami, 11-23-90

Highest FG%: .672 (41-61), Duke vs. Miami, 12-10-88

Most 3-PT FGM: 13, Syracuse vs. Miami, 12-6-94; Boston College vs. Miami, 1-7-01

Most 3-PT FGA: 31, VCU vs. Miami, 2-9-91

Highest 3-PT FG% (min. 10 made): .632 (12-19), Seton Hall vs. Miami, 3-4-92; .632 (12-19), Miami vs. Lehigh, 1-9-91

Most Free Throws Made: 34, Georgetown vs. Miami, 2-15-91

Most Free Throws Attempted: 50, Georgetown vs. Miami, 2-15-91

Highest FT% (min. 10 made): .929 (13-14), Davidson vs. Miami, 2-2-91

Most Total Rebounds: 61, Miami vs. Northeastern Illinois, 11-24-95

Most Offensive Rebounds: 28, Miami vs. George Mason, 11-23-90

Most Defensive Rebounds: 42, Miami vs. Northeastern Illinois, 11-24-95
42, Miami vs. Florida A&M, 12-4-93

Largest Rebound Margin: +31 (61-30), Miami vs. Northeastern Illinois, 11-24-95

Most Assists: 29, Miami vs. Lehigh, 1-9-91

Most Steals: 21, Villanova vs. Miami, 1-25-95

Most Blocked Shots: 17, Miami vs. Hartford, 12-13-96

Most Turnovers: 30, Winthrop vs. Miami, 12-16-95

Most Fouls: 32, Miami vs. Duke, 12-10-88; St. John's vs. Miami, 2-10-01

Margin of Victory: 44, Miami 91 Florida A&M 47, 12-4-93

Fewest Points (Game): 32, Lehigh, 12-30-96

Fewest Points (Half): 12, Miami vs. St. John's, 1st half, 1-14-92; Lehigh vs. Miami, 1st half, 12-30-96

Fewest Combined Points (Game): 87, Miami 45 St. John's 42, 1-14-92

Fewest Combined Points (Half): 26, St. John's 14 Miami 12, 1st half, 1-14-92

Fewest Field Goals Made (Game): 10, Lehigh vs. Miami, 12-30-96

Fewest Field Goals Made (Half): 3, Lehigh vs. Miami, 1st half, 12-30-96

Fewest Field Goal Attempts: 37, Miami vs. Mercer, 2-3-90

Fewest Free Throws Made: 1, VCU vs. Miami, 2-9-91

Fewest Free Throw Attempts: 3, Miami vs. Lafayette, 1-14-91

Fewest Rebounds: 14, Miami vs. Notre Dame, 1-12-91

Fewest Turnovers: 5, Miami vs. Boston College, 2-10-93; Miami vs. South Florida, 2-24-90

Fewest Fouls: 7, Miami vs. South Florida, 2-25-91

Longest Game: 2 OT, Miami vs. St. John's, 2-20-96; Miami vs. Florida State, 1-18-91; Miami vs. South Florida, 2-6-89

Largest Attendance: 15,217, Boston College vs. Florida, 3-27-94; Connecticut vs. Florida, 3-25-94; Boston College vs. Indiana, 3-25-94

Top Individual Performances

Points

58, Danny Ferry (Duke vs. Miami), 12-10-88
43, Steve Rich (Miami vs. St. John's), 2-20-96
39, Eric Brown (Miami vs. Marquette), 1-28-89
38, Eric Brown (Miami vs. Bethune-Cookman), 12-5-88
35, Darius Rice (Miami vs. Central Florida), 12-9-00
33, Eric Brown (Miami vs. Oral Roberts), 11-28-88
32, Dennis Burns (Miami vs. Marquette), 1-28-89
32, Mike Hargett (George Mason vs. Miami), 11-23-90

Rebounds

22, Kelly Wise (Memphis vs. Miami), 12-21-00
18, Constantin Popa (Miami vs. Seton Hall), 2-23-93
18, Joe Wylie (Miami vs. George Mason), 11-23-90
18, Joe Wylie (Miami vs. Alabama State), 12-16-89
17, Joe Wylie (Miami vs. Memphis State), 2-11-91
16, Alex Fraser (Miami vs. Florida A&M), 12-10-94
16, Hakeem Shahid (South Florida vs. Miami), 2-6-89
16, Joe Wylie (Miami vs. DePaul), 2-12-90

Hurricane Head Coaches Records

Year-By-Year Coach, Seasons

Coach, seasons	Years	Won	Lost	Pct.
Art Webb, 3 seasons	1926-28, 1930-31	18	12	.600
Tom McCann, 2 seasons	1928-29, 1931-32	30	7	.811
Hart Morris, 10 seasons	1938-42, 1946-52	119	82	.592
W.H. Steers, 1 season	1945-46	8	5	.615
Dave Wike, 2 seasons	1952-54	14	22	.389
Bruce Hale, 13 seasons	1954-67	220	112	.663
Ron Godfrey, 4 seasons	1967-71	47	57	.452
Bill Foster, 5 seasons	1985-90	78	71	.523
Leonard Hamilton, 10 seasons	1990-00	144	147	.495
Perry Clark, 2 seasons	2000-02	40	21	.656
Totals, 52 Seasons	**1926-2002**	**718**	**536**	**.573**

Bruce Hale's 220 victories are the most by a UM head coach.



Leonard Hamilton was twice named BIG EAST Coach of the Year during his tenure at Miami.



Year-By-Year Coaching Records

Year	W	L	PCT	Points Scored Miami	Points Scored Opp.	Head Coach
1926-27*	7	1	.875	348	170	Art Webb
1927-28	8	4	.667	406	310	Art Webb
1928-29	13	6	.684	670	419	Tom McCann
1929-30	No team					
1930-31	3	7	.300	252	331	Art Webb
1931-32#	17	1	.944	816	456	Tom McCann
1932-38	No team					
1938-39	4	6	.400	372	422	Hart Morris
1939-40	8	12	.400	716	824	Hart Morris
1940-41	10	6	.625	707	654	Hart Morris
1941-42	9	7	.563	628	570	Hart Morris
1942-45	No team					
1945-46	8	5	.615	560	568	W.H. Steers
1946-47	20	7	.769	1,400	1,192	Hart Morris
1947-48	11	7	.611	997	902	Hart Morris
1948-49	19	8	.704	1,633	1,515	Hart Morris
1949-50	14	9	.609	1,446	1,393	Hart Morris
1950-51	10	12	.455	1,487	1,520	Hart Morris
1951-52	14	8	.636	1,687	1,438	Hart Morris
1952-53	9	12	.429	1,503	1,502	Dave Wike
1953-54	5	10	.333	1,015	1,161	Dave Wike
1954-55	9	11	.450	1,555	1,544	Bruce Hale
1955-56	14	12	.539	2,170	2,115	Bruce Hale
1956-57	13	13	.500	2,029	2,167	Bruce Hale
1957-58	14	8	.636	1,741	1,641	Bruce Hale
1958-59	18	7	.720	2,190	2,029	Bruce Hale
1959-60	23	4	.852	2,427	2,192	Bruce Hale
1960-61	20	7	.741	2,230	2,036	Bruce Hale
1961-62	14	12	.539	2,069	2,045	Bruce Hale
1962-63	23	5	.821	2,509	2,201	Bruce Hale
1963-64	20	7	.741	2,575	2,352	Bruce Hale
1964-65	22	4	.846	2,558	2,190	Bruce Hale
1965-66	15	11	.577	2,271	2,208	Bruce Hale
1966-67	15	11	.577	2,126	2,091	Bruce Hale
1967-68	17	11	.607	2,368	2,419	Ron Godfrey
1968-69	14	10	.583	1,985	2,048	Ron Godfrey
1969-70	9	17	.346	2,293	2,521	Ron Godfrey
1970-71	7	19	.269	2,143	2,373	Ron Godfrey
1971-85	No team					
1985-86	14	14	.500	2,006	2,131	Bill Foster
1986-87	15	16	.491	2,332	2,335	Bill Foster
1987-88	17	14	.548	2,453	2,400	Bill Foster
1988-89	19	12	.613	2,809	2,778	Bill Foster
1989-90	13	15	.464	2,014	2,132	Bill Foster
1990-91	9	19	.321	2,027	2,078	Leonard Hamilton
1991-92	8	24	.250	1,941	2,160	Leonard Hamilton
1992-93	10	17	.370	1,929	2,004	Leonard Hamilton
1993-94	7	20	.259	1,690	1,909	Leonard Hamilton
1994-95	15	13	.536	1,831	1,888	Leonard Hamilton
1995-96	15	13	.536	1,883	1,873	Leonard Hamilton
1996-97	16	13	.552	1,887	1,821	Leonard Hamilton
1997-98	18	10	.642	1,962	1,836	Leonard Hamilton
1998-99	23	7	.767	2,178	1,950	Leonard Hamilton
1999-00	23	11	.676	2,346	2,127	Leonard Hamilton
2000-01	16	13	.552	2,039	1,963	Perry Clark
2001-02	24	8	.750	2,395	2,156	Perry Clark
Totals	**718**	**536**	**.573**	**91,952**	**87,060**	

*First year UM played all freshmen opponents
#Played no senior colleges

Series Records

Opponent	W-L	First Game	Last Game
A			
Agoga	2-0	1928-29	1928-29
Akron	0-1	1956-57	1956-57
Alabama	0-1	1968-69	1968-69
Alabama-Birmingham	1-0	2001-02	2001-02
Alabama State	1-1	1987-88	1989-90
Alaska-Anchorage	0-1	1987-88	1987-88
Albany Ga. Blues	0-1	1938-39	1938-39
Alumni	1-0	1941-42	1941-42
American University	2-1	1970-71	1987-88
Arizona	0-2	1985-86	1989-90
Arizona State	0-2	1989-90	1991-92
Arkansas	1-0	1999-00	1999-00
Armstrong State	1-0	1986-87	1986-87
Army	3-0	1957-58	1963-64
Auburn	1-1	1966-67	2000-01
B			
Banana River A.F.	1-0	1946-47	1946-47
Baptist	2-0	1985-86	1989-90
Barry	2-0	1991-92	1992-93
Bethune-Cookman	4-0	1988-89	1999-00
Boca Chica	1-0	1951-52	1951-52
Boca Raton AAF	1-2	1945-46	1946-47
Boston College	8-13	1962-63	2001-02
Boston University	1-0	1965-66	1965-66
Bowling Green	0-1	1951-52	1951-52
Boynton	1-0	1939-40	1939-40
Bradley	1-0	1955-56	1955-56
Brandeis	0-1	1953-54	1953-54
Brigham Young	2-2	1959-60	1988-89
Brooklyn College	3-0	1985-86	1989-90
Brown University	1-1	1967-68	1985-86
Bucknell	2-0	1968-69	1969-70
Buffalo	2-0	1993-94	1996-97
C			
Caribbean A.S.	1-0	1945-46	1945-46
Centenary	2-2	1959-60	1969-70
Central Connecticut St.	1-0	1989-90	1989-90
Central Florida	5-0	1986-87	2000-01
Charlotte	2-3	1997-98	2001-02
Checker Cab	1-0	1948-49	1948-49
Church League All-Stars	1-0	1928-29	1928-29
The Citadel	1-1	1958-59	1985-86
Cincinnati	1-0	1946-47	1946-47
City College Charleston	1-0	1946-47	1946-47
City Hall	1-0	1928-29	1928-29
Clemson	1-5	1955-56	2001-02
Coast Guard	2-0	1945-46	1945-46
Colgate	1-0	1987-88	1987-88
Colorado	0-1	1956-57	1956-57
Columbia	2-1	1952-53	2000-01
Connecticut	7-13	1956-57	2001-02
Coppin State	2-0	1986-87	1987-88
Cornell	1-0	1962-63	1962-63
Creighton	2-2	1963-64	1970-71
Culver-Stockton	1-0	1951-52	1951-52
D			
Dartmouth	3-1	1950-51	1990-91
Davidson	3-1	1988-89	1991-92
Dayton	1-7	1956-57	1989-90
DePaul	1-6	1987-88	1996-97
Detroit Meroy	1-0	1999-00	1999-00
Duke	1-4	1962-63	1988-89
Duquesne	2-1	1964-65	1987-88

Opponent	W-L	First Game	Last Game
E-F			
Eastern Airlines	1-0	1939-40	1939-40
Eastern Illinois	2-1	1948-49	2000-01
Eastern Kentucky	2-1	1967-68	1997-98
Eastern Michigan	1-0	2001-02	2001-02
Eglin Field	0-1	1952-53	1952-53
Elon	0-1	1939-40	1939-40
Fairfield	0-1	1985-86	1985-86
Fairleigh Dickinson	1-1	1986-87	1987-88
Florida	21-42	1927-28	1998-99
Florida A&M	7-0	1967-68	2001-02
Florida Atlantic	15-0	1988-89	2001-02
Florida International	7-1	1986-87	2001-02
Florida Southern	58-8	1927-28	1970-71
Florida State	24-26	1950-51	1989-90
Fordham	1-1	1970-71	1994-95
Ft. Lauderdale NAS	0-1	1945-46	1945-46
Furman	0-2	1951-52	1954-55
G-H			
George Mason	1-1	1989-90	1990-91
George Washington	0-2	1970-71	1991-92
Georgetown	12-16	1954-55	2001-02
Georgia	1-3	1938-39	1992-93
Georgia State	3-0	1985-86	1998-99
Georgia Tech	1-2	1952-53	1997-98
Hartford	3-1	1985-86	1999-00
Havana	5-1	1927-28	1948-49
Hawaii	2-1	1967-68	1968-69
Hofstra	1-0	1985-86	1985-86
Holy Cross	1-0	1960-61	1960-61
Houston	5-9	1955-56	1970-71
Howard	1-1	1991-92	2001-02
I-K			
Illinois	0-1	1968-69	1968-69
Illinois State	0-1	1999-00	1999-00
Iona	1-0	1959-60	1959-60
Indiana	1-0	2001-02	2001-02
Jacksonville Navy	1-2	1941-42	1941-42
Jacksonville University	24-6	1957-58	1997-98
Jewish Prog. AA-Atlanta	0-1	1938-39	1938-39
Junior C. of C.	1-1	1928-29	1928-29
Kansas	1-3	1986-87	1990-91
Kentucky	0-3	1956-57	1999-00
Kentucky Wesleyan	4-1	1955-56	1959-60
Key West Navy	1-0	1951-52	1951-52
L-M			
Lafayette	3-1	1970-71	2001-02
La Salle	4-9	1950-51	1970-71
Lehigh	4-1	1970-71	2000-01
Long Island	1-0	1988-89	1988-89
Louisiana-Lafayette	0-1	1999-00	1999-00
LSU	3-1	1950-51	2001-02
Louisville	2-5	1950-51	1965-66
Loyola (N.O.)	9-7	1952-53	1970-71
Maine	1-0	1991-92	1991-92
Manhattan	1-0	1985-86	1985-86
Marist	1-1	1987-88	1987-88
Marquette	2-2	1985-86	1988-89
Marshall	2-1	1941-42	1991-92
Maryland	4-4	1948-49	1970-71
Maryland-Baltimore Co.	2-0	1987-88	1989-90
Maryland-Eastern Shore	3-0	1985-86	1988-89
McDill Field	2-0	1945-46	1947-48
Mediterranean A.S.	1-0	1945-46	1945-46
Memphis*	5-6	1955-56	2000-01
Mercer	1-1	1938-39	1989-90
Miami Beach	1-0	1928-29	1928-29

Series Records

Opponent	W-L	First Game	Last Game
Miami Beach All-Stars	1-0	1952-53	1952-53
Miami Beach Canoe Club	2-0	1927-28	1927-28
Miami (Ohio)	5-4	1946-47	1990-91
Michigan	0-2	1987-88	1996-97
Mississippi	2-0	1949-50	1949-50
Mississippi College	1-0	1955-56	1955-56
Mississippi Southern	1-1	1955-56	1956-57
Mississippi State	1-1	1957-58	1990-91
Missouri	0-1	2001-02	2001-02
Monmouth	1-1	1987-88	1999-00
Morehead State	4-3	1946-47	1970-71
Mount St. Mary's	1-0	1966-67	1966-67
Muffetts	2-0	1948-49	1949-50
Murray State	2-1	1952-53	1961-62
N			
Navy	0-1	1986-87	1986-87
Navy Rec. Barracks	0-1	1945-46	1945-46
Nebraska	1-2	1951-52	2000-01
Nevada	1-1	1963-64	1965-66
New Mexico	0-2	1986-87	1988-89
New Orleans	0-2	1985-86	1985-86
New York University	1-1	1954-55	1967-68
Niagara	1-0	1964-65	1964-65
North Carolina	0-6	1949-50	2000-01
North Carolina-Asheville	1-0	1993-94	1993-94
North Carolina State	0-1	1939-40	1939-40
North Carolina-Wilmington	0-1	1992-93	1992-93
Northeastern	2-0	1990-91	2000-01
Northeastern Illinois	2-0	1994-95	1995-96
Northern Iowa	1-0	1998-99	1998-99
Notre Dame	7-7	1985-86	2001-02
O-Q			
Ohio State	2-1	1953-54	1999-00
Ohio University	1-1	1965-66	1969-70
Oklahoma City	5-4	1957-58	1970-71
Old Dominion	1-0	1988-89	1988-89
Oral Roberts	1-1	1988-89	1988-89
Oregon State	0-1	1969-70	1969-70
Penn State	0-4	1986-87	1994-95
Pennsylvania	4-3	1947-48	1988-89
Pensacola NAS	2-0	1946-47	1946-47
Pepperdine	0-1	1969-70	1969-70
Pi Chi	2-0	1939-40	1940-41
Pittsburgh	16-16	1947-48	2001-02
Ponce de Leon	0-1	1928-29	1928-29
Princeton	1-1	1948-49	1948-49
Providence	12-13	1962-63	2001-02
Purdue	0-2	1987-88	1998-99
Quinnipiac	1-0	1999-00	1999-00
R			
Radford	1-0	1986-87	1986-87
Redland	1-0	1928-29	1928-29
Rhode Island	4-0	1961-62	1969-70
Rider	1-0	1985-86	1985-86
Rio Grande	0-1	1953-54	1953-54
Robert Morris	1-0	1994-95	1994-95
Rollins	35-13	1927-28	1964-65
Rutgers	7-3	1988-89	2001-02
S			
St. Francis (NY)	1-0	1962-63	1962-63
St. Francis (PA)	2-0	1986-87	2001-02
St. John's	11-14	1962-63	2001-02
St. Joseph's (PA)	1-3	1950-51	1990-91
St. Louis	0-2	1960-61	1988-89
St. Mary's (CA)	4-0	1963-64	1969-70
St. Peter's	1-0	1962-63	1962-63
St. Thomas**	2-0	1969-70	1987-88
Sam Houston State	1-0	1993-94	1993-94
San Diego State	1-1	1986-87	1987-88
San Francisco	2-1	1960-61	1965-66
Santa Clara	0-3	1960-61	1965-66
Savannah State	1-0	1988-89	1988-89
Sebring A.C.	1-0	1927-28	1927-28
Sebring Firemen	1-0	1930-31	1930-31
Seton Hall	8-12	1956-57	2000-01
Seventh Naval District	0-1	1945-46	1945-46
Shenandoah Presb.	1-0	1940-41	1940-41
South Carolina	5-2	1948-49	1987-88
South Florida	6-2	1987-88	1990-91
Southern California	0-2	1990-91	1992-93
Southern Illionois	1-0	1997-98	1997-98
Southern Methodist	0-2	1990-91	1991-92
Southwest Texas State	0-1	1992-93	1992-93
Spring Hill College	0-2	1955-56	1956-57
Stanford	1-1	1986-87	1988-89
Stetson	40-33	1927-28	1970-71
Syracuse	5-12	1963-64	2000-01
T			
Tampa	44-10	1939-40	1968-69
Teachers College of CN	1-0	1950-51	1950-51
Temple	0-1	1961-62	1961-62
Tennessee	1-3	1954-55	1996-97
Tennessee-Martin	1-0	2000-01	2000-01
Tennessee Tech	2-0	1946-47	1988-89
Texas	1-1	1987-88	1988-89
Texas A&M	2-0	1956-57	2001-02
Texas Christian	0-1	1957-58	1957-58
Texas Tech	1-0	1952-53	1952-53
Toledo	1-0	1956-57	1956-57
Toronto	1-0	1958-59	1958-59
Towson State	1-0	1985-86	1985-86
Tulane	4-4	1946-47	1989-90
Tulsa	1-1	1961-62	1999-00
Turner's Sports Shop	2-2	1928-29	1930-31
U-Z			
UCLA	0-4	1969-70	1997-98
UNLV	0-2	1994-95	1996-97
Utah	1-0	1965-66	1965-66
Valparaiso	0-1	1956-57	1956-57
Villanova	9-10	1991-92	2001-02
Virginia	2-0	1965-66	1966-67
Virginia Commonwealth	2-1	1987-88	1990-91
Virginia Tech	3-1	2000-01	2001-02
Volks A.C.	0-1	1927-28	1927-28
Wagner	0-1	1993-94	1993-94
Wake Forest	0-2	1939-40	1990-91
Washington	0-3	1967-68	1989-90
Washington & Lee	1-0	1954-55	1954-55
West Virginia	6-5	1955-56	2000-01
Western Kentucky	1-13	1946-47	1966-67
Wichita State	1-0	1988-89	1988-89
William & Mary	1-0	1965-66	1965-66
Winthrop	2-1	1986-87	1995-96
Wisconsin	0-2	1985-86	1986-87
Wisconsin-Green Bay	1-1	1985-86	1986-87
Xavier	2-0	1955-56	1959-60
Yale	4-2	1950-51	1986-87
YMHA	2-0	1940-41	1948-49

* - Formerly Memphis State University
** - Formerly Biscayne College

Series Results vs. All Opponents

Agoga (2-0)
1928-29 . . . . W . . . . 49-19 (h)
1928-29 . . . . W . . . . 63-33 (h)
Akron (0-1)
12-8-56 . . . . L . . . . 106-80 (a)
Alabama (0-1)
12-13-68 . . . . L . . . . 85-72 (a)
Alabama Birmingham (1-0)
11-19-01 . . . W . . . . 81-79 (n)
Alabama State (1-1)
12-21-87 . . . W . . . . 110-107 (h)
12-16-89 . . . . L . . . . 98-81 (h)
Alaska-Anchorage (0-1)
11-29-87 . . . . L . . . . 78-77 (a)
Albany Georgia Blues (0-1)
1938-39 . . . . L . . . . 53-35 (a)
Alumni (1-0)
1941-42 . . . . W . . . . 52-32 (h)
American (2-1)
2-13-71 . . . . L . . . . 93-82 (a)
2-26-86 . . . . W . . . . 73-64 (h)
12-29-87 . . . W . . . . 104-70 (n)
Arizona (0-2)
1-18-86 (OT). L . . . . 81-74 (h)
12-19-89 . . . . L . . . . 83-53 (a)
Arizona State (0-2)
1-20-90 . . . . L . . . . 62-58 (h)
12-23-91 . . . . L . . . . 62-57 (a)
Arkansas (1-0)
3-17-00 . . . . W . . . . 75-71 (n)
Armstrong State (1-0)
2-16-87 . . . . W . . . . 97-47 (h)
Army (3-0)
2-8-58 . . . . . W . . . . 92-82 (h)
12-28-60 . . . W . . . . 82-75 (h)
12-27-63 . . . W . . . . 79-71 (h)
Auburn (1-1)
12-17-66 . . . W . . . . 87-73 (n)
3-14-01 . . . . . L . . . . 60-58 (a)
Banana River A.F. (1-0)
2-28-47 . . . . W . . . . 68-48 (h)
Baptist (2-0)
1-23-86 . . . . W . . . . 71-60 (h)
12-1-89 . . . . W . . . . 77-67 (h)
Barry (2-0)
11-23-91 . . . W . . . . 80-67 (h)
12-11-92 . . . W . . . . 81-64 (h)
Bethune-Cookman (4-0)
12-5-88 . . . . W . . . . 88-72 (h)
2-4-93 . . . . . W . . . . 78-54 (h)
12-10-93 . . . W . . . . 82-54 (h)
11-30-99 . . . W . . . . 102-75 (h)
Boca Chica (1-0)
1951-52 . . . . W . . . . 90-53 (h)
Boca Raton AAF (1-2)
1-25-46 . . . . . L . . . . 55-40 (h)
2-5-46 . . . . . L . . . . 48-41 (h)
1-29-47 . . . . W . . . . 61-43 (a)
Boston College (8-13)
12-4-62 . . . . W . . . . 72-69 (a)
12-29-89 . . . . L . . . . 69-60 (n)
1-21-92 . . . . . L . . . . 51-50 (h)
2-22-92 . . . . . L . . . . 55-49 (a)
2-10-93 . . . . W . . . . 75-71 (h)
2-27-93 . . . . . L . . . . 70-58 (a)
1-15-94 . . . . . L . . . . 69-49 (a)
2-16-94 . . . . . L . . . . 79-63 (h)
1-21-95 . . . . W . . . . 69-68 (h)
2-25-95 (OT) W . . . . 77-71 (a)
2-10-96 . . . . . L . . . . 62-58 (h)
1-2-97 . . . . . L . . . . 65-62 (a)
2-19-97 . . . . . L . . . . 59-57 (h)
1-28-98 . . . . W . . . . 67-57 (a)
12-8-98 . . . . W . . . . 77-64 (h)
1-24-99 . . . . W . . . . 75-67 (a)
1-22-00 . . . . W . . . . 62-54 (h)
1-7-01 . . . . . L . . . . 73-72 (h)
1-13-01 . . . . . L . . . . 82-73 (a)
1-29-02 . . . . . L . . . . 70-65 (h)
2-10-02 . . . . . L . . . . 76-63 (a)
Boston University (1-0)
12-27-65 . . . W . . . . 81-60 (h)
Bowling Green State (0-1)
2-1-52 . . . . . L . . . . 78-67 (h)
Boynton (1-0)
1939-40 . . . . W 41-29
Bradley (1-0)
12-22-55 . . . W . . . . 80-73 (h)
Brandeis (0-1)
1-4-54 . . . . . L . . . . 68-48 (h)
Brigham Young (2-2)
12-28-59 . . . W . . . . 110-93 (h)
12-10-60 . . . . L . . . . 112-80 (a)
2-9-88 . . . . . L . . . . 99-86 (h)
2-4-89 . . . . . W . . . . 107-86 (h)
Brooklyn College (3-0)
1-31-86 . . . . W . . . . 102-93 (n)
3-7-87 . . . . . W . . . . 83-64 (h)
1-12-90 . . . . W . . . . 94-61 (h)
Brown University (1-1)
12-19-67 . . . W . . . . 72-71 (h)
12-27-85 . . . . L . . . . 62-61 (h)
Bucknell (2-0)
1-4-69 . . . . . W . . . . 89-84 (h)
1-3-70 . . . . . W . . . . 93-88 (h)
Buffalo (2-0)
12-19-93 . . . W . . . . 63-57 (a)
11-22-96 . . . W . . . . 78-61 (h)
Caribbean A.S. (1-0)
1945-46 . . . . W . . . . 46-41 (h)
Centenary (2-2)
12-10-59 . . . . L . . . . 84-77 (a)
1-26-61 . . . . W . . . . 86-74 (h)
1-15-70 . . . . W . . . . 94-78 (h)
2-12-70 . . . . . L . . . . 107-86 (a)
Central Connecticut State (1-0)
2-15-90 . . . . W . . . . 62-40 (h)
Central Florida (5-0)
11-28-86 . . . W . . . . 64-54 (h)
3-5-88 . . . . . W . . . . 100-80 (h)
12-11-98 . . . W . . . . 66-56 (h)
11-19-99 . . . W . . . . 87-54 (a)
12-9-00 . . . . W . . . . 83-72 (h)
Charlotte (2-3)
11-21-97 . . . W . . . . 89-72 (h)
11-23-98 . . . . L . . . . 66-59 (a)
12-7-99 . . . . . L . . . . 65-75 (h)
11-28-00 . . . . L . . . . 95-63 (a)
12-22-01 . . . W . . . . 64-56 (h)
Checker Cab (1-0)
1948-49 . . . . W . . . . 73-33 (h)
Church League All-Stars (1-0)
1928-29 . . . . W . . . . 68-23 (h)
The Citadel (1-1)
12-20-58 . . . . L . . . . 93-77 (a)
11-22-85 . . . W . . . . 85-77 (h)
Cincinnati (1-0)
2-6-47 . . . . . W . . . . 57-54 (h)
City College of Charleston (1-0)
3-6-47 . . . . . W . . . . 56-52 (n)
City Hall (1-0)
1928-29 . . . . W . . . . 28-20 (h)
Clemson (1-5)
1-5-56 . . . . . L . . . . 98-96 (n)
12-13-58 . . . . L . . . . 66-61 (n)
12-16-66 . . . . L . . . . 73-64 (n)
12-20-94 . . . . L . . . . 75-55 (a)
12-23-95 (OT) L . . . . 66-52 (h)
11-20-01 . . . W . . . . 67-65 (n)
Coast Guard (2-0)
1-11-46 . . . . W . . . . 46-45 (h)
1-26-46 . . . . W . . . . 52-45 (h)
Colgate (1-0)
12-4-87 . . . . W . . . . 96-68 (h)
Colorado (0-1)
1-3-57 . . . . . L . . . . 73-66 (h)
Columbia (2-1)
12-18-52 . . . . L . . . . 65-59 (h)
12-29-95 . . . W . . . . 69-62 (h)
11-21-00 . . . W . . . . 65-41 (h)
Connecticut (7-13)
12-27-56 . . . . L . . . . 74-70 (h)
1-2-92 . . . . . L . . . . 85-62 (a)
1-18-92 . . . . . L . . . . 77-58 (h)
1-26-93 . . . . W . . . . 80-65 (h)
2-13-93 . . . . . L . . . . 88-72 (a)
2-5-94 . . . . . L . . . . 73-57 (a)
2-22-94 . . . . . L . . . . 74-49 (h)
1-31-95 . . . . . L . . . . 82-57 (a)
3-4-95 . . . . . L . . . . 75-67 (h)
1-6-96 . . . . . L . . . . 73-52 (a)
1-22-97 . . . . W . . . . 69-46 (h)
2-15-97 . . . . . L . . . . 72-52 (a)
1-6-98 . . . . . W . . . . 76-67 (h)
1-20-99 (OT). L . . . . 70-68 (h)
2-20-99 . . . . W . . . . 73-71 (a)
2-19-00 . . . . W . . . . 63-57 (a)
1-20-01 . . . . W . . . . 77-74 (h)
2-24-01 . . . . . L . . . . 60-53 (a)
1-5-02 . . . . . L . . . . 76-75 (a)
2-2-02 . . . . . W . . . . 68-66 (h)
Coppin State (2-0)
2-28-87 . . . . W . . . . 115-76 (h)
1-20-88 . . . . W . . . . 64-54 (h)
Cornell (1-0)
12-27-62 . . . W . . . . 94-74 (h)
Creighton (2-2)
2-10-64 . . . . . L . . . . 124-94 (h)
2-5-66 . . . . . W . . . . 91-81 (h)
2-24-68 . . . . W . . . . 106-93 (h)
1-23-71 . . . . . L . . . . 104-84 (a)
Culver-Stockton (1-0)
1951-52 . . . . W . . . . 68-54 (h)
Dartmouth (3-1)
12-27-50 . . . W . . . . 61-52 (h)
12-27-67 . . . W . . . . 100-81 (h)
12-20-86 . . . . L . . . . 88-86 (h)
12-17-90 . . . W . . . . 72-60 (h)
Davidson (3-1)
2-27-89 . . . . W . . . . 90-78 (h)
2-10-90 . . . . W . . . . 72-64 (a)
2-2-91 . . . . . W . . . . 79-67 (h)
2-1-92 . . . . . L . . . . 66-62 (a)
Dayton (1-7)
12-5-56 . . . . . L . . . . 87-48 (a)
2-21-67 . . . . . L . . . . 80-79 (h)
2-1-68 . . . . . L . . . . 98-60 (a)
12-11-70 . . . . L . . . . 91-77 (a)
2-8-86 . . . . . L . . . . 79-68 (a)
2-14-87 . . . . . L . . . . 92-78 (h)
3-8-88 . . . . . L . . . . 90-89 (a)
12-6-90 . . . . W . . . . 87-82 (h)
DePaul (1-6)
2-27-88 . . . . . L . . . . 101-82 (h)
2-11-89 . . . . . L . . . . 87-79 (a)
1-31-90 . . . . . L . . . . 76-48 (a)
2-12-90 . . . . . L . . . . 66-49 (h)
2-23-91 . . . . . L . . . . 66-53 (h)
3-6-91 . . . . . L . . . . 75-58 (a)
12-28-96 . . . W . . . . 61-45 (h)

Senior Paulo Coelho has played in 69 games during his UM career including four starts.



Series Results vs. All Opponents

Detroit-Mercy (1-0)
12-21-99 . . . W . . . . 68-64 (n)

Duke (1-4)
12-21-62 . . . W . . . . 71-69 (h)
2-19-86 . . . . . L . . . . 104-82 (a)
12-22-86 . . . . . L . . . . 74-67 (h)
1-6-88 . . . . . L . . . . 107-69 (a)
12-10-88 . . . . . L . . . . 117-102 (h)

Duquesne (2-1)
12-4-64 . . . . W . . . . 99-95 (a)
12-6-69 . . . . . L . . . . 94-88 (a)
11-28-88 . . . W . . . . 84-73 (n)

Eastern Airlines (1-0)
1939-40 . . . . W 30-25

Eastern Illinois (2-1)
3-7-49 . . . . . L . . . . 89-73 (n)
12-24-88 . . . W . . . . 83-68 (n)
12-18-00 . . . W . . . . 83-73 (h)

Eastern Kentucky (2-1)
12-16-67 . . . W . . . . 93-87 (h)
11-30-91 . . . . L . . . . 66-61 (n)
11-24-97 . . . W . . . . 86-64 (a)

Eastern Michigan (1-0)
11-18-01 . . . W . . . . 93-56 (n)

Eglin Field (0-1)
2-24-53 . . . . . L . . . . 66-64 (a)

Elon (0-1)
2-6-40 . . . . . L . . . . 58-30 (a)

Fairfield (0-1)
1-2-86 . . . . . L . . . . 56-47 (h)

Fairleigh Dickinson (1-1)
2-10-87 . . . . . L . . . . 73-70 (n)
1-4-88 . . . . . W . . . . 81-68 (h)

Florida (21-42)
2-15-28 . . . . W . . . . 40-39 (a)
1939-40 . . . . L . . . . 36-23 (a)
1939-40 . . . . L . . . . 53-26 (a)
1940-41 . . . . L . . . . 48-35 (h)
1940-41 . . . . L . . . . 62-50 (h)
1941-42 . . . . L . . . . 47-31 (a)
1941-42 . . . . L . . . . 37-34 (a)
12-20-46 . . . W . . . . 36-33 (h)
12-21-46 . . . W . . . . 39-35 (h)
1-3-47 . . . . . L . . . . 42-28 (a)
1-4-47 . . . . . L . . . . 61-28 (a)
12-19-47 . . . W . . . . 67-50 (h)
12-20-47 . . . . L . . . . 58-55 (h)
2-20-48 . . . . . L . . . . 72-50 (a)
2-21-48 . . . . W . . . . 52-49 (a)
1-14-49 . . . . W . . . . 75-65 (h)
1-15-49 . . . . W . . . . 44-42 (h)
2-22-49 . . . . . L . . . . 90-56 (a)
2-23-49 . . . . W . . . . 60-50 (a)
12-10-49 . . . . L . . . . 60-53 (h)
2-18-50 . . . . . L . . . . 66-46 (a)
2-2-51 . . . . . L . . . . 78-71 (h)
2-13-51 . . . . . L . . . . 71-61 (a)
1951-52 . . . . L . . . . 69-65 (a)
1951-52 . . . . W . . . . 76-68 (h)
12-16-52 . . . W . . . . 75-73 (h)
2-2-53 . . . . . L . . . . 78-56 (a)
12-12-53 . . . W . . . . 85-75 (h)
1-15-54 . . . . . L . . . . 75-52 (a)
12-16-54 . . . . L . . . . 70-61 (h)
1-13-55 . . . . . L . . . . 80-68 (a)
12-19-55 . . . . L . . . . 74-69 (h)
1-13-56 . . . . . L . . . . 87-85 (a)
12-15-56 . . . . L . . . . 89-65 (h)
1-10-57 . . . . . L . . . . 98-63 (a)
12-21-57 . . . . L . . . . 73-64 (h)
1-16-58 . . . . . L . . . . 75-70 (a)
12-17-58 . . . W . . . . 92-82 (h)
1-15-59 . . . . . L . . . . 85-70 (a)
12-19-59 . . . W . . . . 79-77 (h)
1-14-60 . . . . W . . . . 70-65 (a)
12-17-60 . . . W . . . . 93-74 (h)
1-11-61 . . . . . L . . . . 81-73 (a)
12-16-61 . . . W . . . . 66-61 (h)
1-11-62 . . . . . L . . . . 74-62 (a)
11-30-62 (OT) W . . . . 91-87 (h)
1-10-63 . . . . W . . . . 86-77 (a)
12-7-63 . . . . W . . . . 95-79 (h)
1-9-64 . . . . . L . . . . 114-91 (a)
12-19-64 . . . W . . . . 67-58 (h)
1-21-65 . . . . . L . . . . 86-69 (a)
12-4-65 . . . . . L . . . . 77-66 (h)
1-12-66 . . . . . L . . . . 111-66 (a)
12-3-66 . . . . . L . . . . 113-88 (h)
2-8-67 . . . . . L . . . . 73-57 (a)
12-7-68 . . . . . L . . . . 111-62 (h)
12-17-85 . . . . L . . . . 81-64 (h)
1-27-86 . . . . . L . . . . 75-53 (a)
2-21-87 . . . . . L . . . . 99-60 (a)
2-15-88 . . . . . L . . . . 83-7 (h)
12-19-88 . . . . L . . . . 101-81 (a)
2-19-90 . . . . W . . . . 62-59 (h)
12-30-90 . . . . L . . . . 62-60 (a)

Florida A&M (7-0)
2-10-68 . . . . W . . . . 108-98 (h)
2-8-69 . . . . . W . . . . 94-91 (h)
2-7-70 . . . . . W . . . . 118-111 (h)
12-4-93 . . . . W . . . . 91-47 (h)
12-10-94 . . . W . . . . 67-53 (h)
12-9-95 . . . . W . . . . 77-53 (h)
12-18-01 . . . W . . . . 90-62 (h)

Florida Atlantic (15-0)
2-14-89 . . . . W . . . . 79-74 (n)
11-25-91 . . . W . . . . 83-53 (h)
12-19-92 . . . W . . . . 84-61 (h)
11-26-93 . . . W . . . . 85-53 (h)
1-4-94 . . . . . W . . . . 79-62 (a)
11-28-94 . . . W . . . . 76-59 (h)
3-2-95 . . . . . W . . . . 80-70 (a)
11-27-95 . . . W . . . . 76-56 (a)
12-20-95 . . . W . . . . 61-51 (h)
11-24-96 . . . W . . . . 83-74 (h)
11-16-97 . . . W . . . . 69-47 (h)
11-13-98 . . . W . . . . 97-73 (a)
12-27-99 . . . W . . . . 89-52 (h)
11-18-00 . . . W . . . . 76-59 (a)
11-26-01 . . . W . . . . 74-48 (h)

Florida International (7-1)
2-18-87 . . . . W . . . . 102-81 (h)
3-12-88 . . . . W . . . . 92-76 (h)
3-6-89 . . . . . W . . . . 89-82 (h)
3-6-90 . . . . . W . . . . 83-55 (h)
3-4-91 . . . . . W . . . . 87-65 (h)
3-2-92 . . . . . W . . . . 68-63 (h)
12-1-92 . . . . . L . . . . 72-64 (h)
12-3-01 . . . . W . . . . 77-59 (h)

Florida Southern (58-8)
1-25-28 . . . . . L . . . . 40-26 (a)
2-18-28 . . . . W . . . . 38-18 (h)
1928-29 . . . . . L . . . . 39-15 (a)
1928-29 . . . . W . . . . 36-29 (h)
1930-31 . . . . W . . . . 27-24 (h)
1930-31 . . . . . L . . . . 40-21 (a)
1939-40 . . . . W . . . . 43-42 (a)
1939-40 . . . . W . . . . 37-30 (a)
1940-41 . . . . W . . . . 57-43 (a)
1940-41 . . . . W . . . . 41-33 (h)
1940-41 . . . . L . . . . 50-38 (h)
1941-42 . . . . W . . . . 41-21 (h)
1941-42 . . . . W . . . . 40-25 (h)
1941-42 . . . . W . . . . 41-34 (a)
1941-42 . . . . W . . . . 38-32 (a)
2-11-46 . . . . W . . . . 45-40 (h)
2-12-46 . . . . W . . . . 53-47 (h)
2-20-46 . . . . W . . . . 46-43 (a)
12-13-46 . . . W . . . . 38-25 (h)
12-14-46 . . . . L . . . . 41-37 (h)
2-7-47 . . . . . W . . . . 55-43 (a)
2-8-47 . . . . . W . . . . 61-43 (a)
2-6-48 . . . . . L . . . . 59-50 (a)
2-7-48 . . . . . W . . . . 52-43 (a)
2-27-48 . . . . W . . . . 76-44 (h)
2-28-48 . . . . W . . . . 59-42 (h)
2-8-49 . . . . . W . . . . 68-47 (a)
2-9-49 . . . . . W . . . . 68-57 (a)
1-20-50 . . . . W . . . . 69-59 (h)
1-21-50 . . . . W . . . . 59-49 (h)
12-9-50 . . . . W . . . . 64-61 (a)
2-9-51 . . . . . W . . . . 79-65 (h)
1951-52 . . . . W . . . . 106-43 (h)
1951-52 . . . . W . . . . 58-41 (a)
12-1-52 . . . . W . . . . 83-60 (h)
2-13-54 (2 OT) W . . . . 77-70 (a)
12-13-54 . . . W . . . . 58-44 (h)
2-16-55 . . . . W . . . . 73-71 (a)
12-3-55 . . . . W . . . . 92-80 (h)
2-10-56 . . . . W . . . . 91-90 (a)
12-1-56 . . . . W . . . . 84-69 (h)
2-8-57 . . . . . L . . . . 95-85 (a)
2-5-58 . . . . . W . . . . 84-69 (a)
2-17-58 . . . . W . . . . 76-58 (h)
12-8-58 . . . . W . . . . 107-80 (h)
2-2-59 . . . . . W . . . . 79-76 (a)
2-6-60 . . . . . W . . . . 88-71 (a)
2-18-60 . . . . W . . . . 121-85 (h)
12-15-60 . . . W . . . . 87-54 (h)
2-4-61 . . . . . W . . . . 92-80 (a)
12-14-61 . . . W . . . . 96-67 (h)
2-3-62 . . . . . W . . . . 82-73 (a)
12-13-62 . . . W . . . . 116-93 (h)
2-2-63 . . . . . W . . . . 99-83 (a)
2-1-64 . . . . . W . . . . 85-78 (a)
2-18-64 . . . . W . . . . 120-79 (h)
1-13-65 . . . . W . . . . 124-93 (h)
2-5-65 . . . . . W . . . . 94-82 (a)
1-15-66 . . . . W . . . . 89-66 (h)
1-28-66 . . . . W . . . . 101-80 (a)
1-19-67 . . . . W . . . . 102-72 (h)
1-27-67 . . . . W . . . . 55-49 (a)
1-27-68 . . . . W . . . . 94-76 (a)
1-28-69 . . . . W . . . . 87-73 (a)
1-23-70 . . . . W . . . . 103-92 (a)
1-29-71 (OT) . L . . . . 96-95 (h)

Florida State (24-26)
12-19-50 . . . W . . . . 80-61 (h)
1951-52 . . . . W . . . . 93-56 (h)
1951-52 . . . . W . . . . 76-73 (a)
1951-52 . . . . L . . . . 73-70 (n)
1-9-53 . . . . . W . . . . 93-65 (h)
2-23-53 . . . . . L . . . . 81-75 (a)
1-9-54 . . . . . W . . . . 78-61 (h)
2-5-54 . . . . . L . . . . 76-69 (a)
12-20-54 . . . . L . . . . 71-66 (a)
2-25-55 . . . . . L . . . . 86-80 (h)
1-7-56 . . . . . L . . . . 78-76 (a)
2-25-56 . . . . W . . . . 91-85 (h)
1-12-57 . . . . W . . . . 85-77 (a)
2-23-57 . . . . W . . . . 98-82 (h)
1-18-58 . . . . . L . . . . 71-70 (a)
2-22-58 . . . . W . . . . 86-66 (h)
12-19-58 . . . W . . . . 85-79 (h)
1-17-59 . . . . . L . . . . 93-69 (a)
2-28-59 . . . . W . . . . 92-85 (h)
1-16-60 . . . . W . . . . 93-91 (a)
2-27-60 . . . . W . . . . 107-89 (h)
1-14-61 . . . . . L . . . . 89-78 (a)
2-25-61 . . . . W . . . . 75-73 (h)
1-13-62 . . . . . L . . . . 65-60 (a)
2-24-62 . . . . . L . . . . 83-80 (h)
1-12-63 (OT) . L . . . . 77-74 (a)
2-23-63 . . . . W . . . . 99-70 (h)
1-11-64 . . . . . L . . . . 80-78 (a)
2-29-64 . . . . W . . . . 82-80 (h)
1-9-65 . . . . . L . . . . 67-66 (a)
3-1-65 . . . . . W . . . . 82-75 (h)
1-7-66 . . . . . L . . . . 78-62 (a)
2-28-66 . . . . W . . . . 112-90 (h)
1-7-67 . . . . . L . . . . 61-60 (a)
3-1-67 . . . . . W . . . . 110-90 (h)
1-12-68 . . . . . L . . . . 122-93 (a)
3-1-68 . . . . . W . . . . 96-84 (h)
12-6-68 . . . . L . . . . 111-84 (h)
1-10-69 . . . . . L . . . . 86-81 (a)
3-1-69 . . . . . L . . . . 89-86 (h)
1-9-70 . . . . . L . . . . 104-63 (a)
2-28-70 . . . . L . . . . 112-96 (h)
1-8-71 . . . . . L . . . . 114-106 (a)
2-27-71 . . . . W . . . . 100-94 (h)
1-20-86 . . . . W . . . . 83-75 (h)
2-3-86 . . . . . L . . . . 90-72 (a)
2-4-87 . . . . . W . . . . 63-57 (h)
2-26-87 . . . . L . . . . 108-84 (a)
1-18-90 (2 OT) W . . . . 101-97 (h)
2-17-90 . . . . L . . . . 92-73 (a)

Fordham (1-1)
12-22-70 . . . L . . . . 85-83 (h)
12-30-94 . . . W . . . . 55-43 (h)

Fort Lauderdale NAS (0-1)
2-4-46 . . . . . L . . . . 32-31 (h)

Furman (0-2)
1-4-52 . . . . . L . . . . 55-53 (h)
1-3-55 . . . . . L . . . . 91-74 (h)

George Mason (1-1)
1-1-90 (OT) . W . . . 101-91 (a)
11-23-90 . . . . L . . . . 97-91 (h)

George Washington (0-2)
2-11-71 . . . . . L . . . . 83-81 (a)
12-29-91 . . . . L . . . . 78-64 (n)

Georgetown (12-16)
1-24-55 . . . . W . . . . 84-81 (h)
1-2-88 . . . . . L . . . . 82-78 (h)
1-7-89 . . . . . L . . . . 112-79 (a)
1-25-92 . . . . . L . . . . 60-40 (a)
2-15-92 . . . . . L . . . . 75-58 (h)
3-13-92 . . . . . L . . . . 77-64 (n)
1-2-93 . . . . . W . . . . 80-69 (h)
3-3-93 . . . . . L . . . . 82-64 (a)
3-11-93 . . . . . L . . . . 67-40 (n)
12-7-93 . . . . . L . . . . 61-47 (h)
1-29-94 . . . . . L . . . . 77-40 (a)
1-7-95 . . . . . L . . . . 71-64 (a)
2-4-95 . . . . . W . . . . 67-61 (h)
3-10-95 . . . . . L . . . . 69-58 (n)
1-13-96 . . . . . L . . . . 72-67 (a)
3-7-96 . . . . . L . . . . 92-62 (n)
1-4-97 . . . . . W . . . . 69-67 (a)
1-18-97 (OT) W . . . . 68-65 (h)
3-6-97 . . . . . L . . . . 63-59 (n)
12-6-97 . . . . W . . . . 66-56 (h)
3-4-98 . . . . . L . . . . 62-56 (n)
12-30-98 . . . W . . . . 64-63 (a)
2-6-99 . . . . . W . . . . 71-58 (h)
3-4-99 . . . . . W . . . . 65-54 (h)
1-15-00 . . . . . L . . . . 61-65 (a)
2-7-00 . . . . . W . . . . 77-55 (h)
1-2-02 . . . . . W . . . . 79-71 (a)
3-7-02 (OT) . W . . . . 84-76 (n)

Georgia (1-3)
1938-39 . . . . L . . . . 41-19 (a)
11-3-85 . . . . W . . . . 81-78 (h)
12-14-90 . . . . L . . . . 78-60 (h)
12-22-92 . . . . L . . . . 69-67 (a)

Georgia State (3-0)
11-29-85 . . . W . . . . 82-72 (h)
12-12-97 . . . W . . . . 80-64 (h)
12-18-98 . . . W . . . . 76-55 (a)

Georgia Tech (1-2)
1-3-53 . . . . . W . . . . 82-60 (h)
2-27-67 . . . . . L . . . . 90-84 (a)
12-27-97 . . . . L . . . . 89-61 (h)

Hartford (3-1)
3-3-86 . . . . . W . . . . 66-62 (h)
2-27-90 . . . . . L . . . . 62-58 (h)
12-13-96 . . . W . . . . 74-58 (h)
12-11-99 . . . W . . . . 97-61 (h)

Havana (5-1)
2-3-28 . . . . . W . . . . 38-14 (h)
1928-29 . . . . L . . . . 26-22 (h)
1938-39 . . . . W . . . . 38-34 (h)
1938-39 . . . . W . . . . 46-40 (h)
1-7-49 . . . . . W . . . . 73-57 (h)
1-8-49 . . . . . W . . . . 66-53 (h)

Hawaii (2-1)
12-6-67 . . . . W . . . . 102-83 (a)
12-7-67 . . . . . L . . . . 110-76 (a)
1-31-69 . . . . W . . . . 84-82 (h)

Hofstra (1-0)
1-4-86 . . . . . W . . . . 70-63 (h)

Holy Cross (1-0)
12-29-61 . . . W . . . . 77-71 (h)

Houston (5-9)
1-25-56 . . . . . L . . . . 95-77 (h)
12-22-56 . . . W . . . . 67-63 (h)
12-9-59 . . . . W . . . . 72-63 (a)
1-23-60 . . . . . L . . . . 88-79 (h)
1-21-61 . . . . W . . . . 89-78 (h)
2-8-62 . . . . . L . . . . 80-69 (h)
1-24-63 . . . . W . . . . 71-70 (h)
2-13-64 . . . . . L . . . . 93-83 (a)
2-20-65 . . . . W . . . . 103-91 (h)
2-17-66 . . . . . L . . . . 111-96 (a)
2-18-67 . . . . . L . . . . 105-86 (h)
2-15-68 . . . . . L . . . . 106-64 (a)
2-14-70 . . . . . L . . . . 118-98 (a)
2-20-71 . . . . . L . . . . 99-93 (h)

Howard (1-1)
12-6-91 . . . . . L . . . . 64-55 (h)
11-29-01 . . . W . . . . 87-71 (h)

Illinois (0-1)
12-28-69 . . . . L . . . . 86-76 (h)

Illinois State (0-1)
12-22-99 . . . . L . . . . 78-87 (n)

Indiana (1-0)
12-15-01 . . . W . . . . 58-53 (h)

Iona (1-0)
1-7-60 . . . . . W . . . . 69-67 (a)

Jacksonville Navy (1-2)
1941-42 . . . . W . . . . 44-18 (h)
1941-42 . . . . L . . . . 46-25 (a)
1941-42 . . . . L . . . . 44-37 (a)

Jacksonville (24-6)
12-2-57 . . . . W . . . . 89-87 (h)
1-17-58 . . . . . L . . . . 86-72 (a)
1-16-59 . . . . W . . . . 64-62 (a)
2-14-59 . . . . W . . . . 95-93 (h)
12-3-59 . . . . W . . . . 106-98 (h)
1-13-60 (OT) W . . . . 78-70 (a)
1-13-61 (OT) W . . . . 93-84 (a)
2-20-61 . . . . W . . . . 96-80 (h)
12-2-61 . . . . W . . . . 93-80 (h)
11-29-97 . . . W . . . . 74-70 (a
1-10-62 . . . . W . . . . 90-89 (a)
1-9-63 . . . . . W . . . . 103-91 (a)
2-5-63 . . . . . W . . . . 112-105 (h)
1-8-64 . . . . . W . . . . 97-92 (a)
2-4-64 . . . . . W . . . . 117-92 (h)
1-7-65 . . . . . W . . . . 86-82 (a)
1-16-65 . . . . W . . . . 127-99 (h)
1-8-66 . . . . . L . . . . 71-69 (a)
2-12-66 . . . . W . . . . 117-104 (h)
1-6-67 . . . . . W . . . . 75-70 (a)
1-14-67 . . . . W . . . . 106-86 (h)
1-13-68 . . . . W . . . . 72-67 (a)
1-18-68 . . . . W . . . . 76-75 (h)
1-11-69 . . . . W . . . . 94-87 (a)
2-25-69 . . . . W . . . . 95-86 (h)
1-10-70 . . . . . L . . . . 121-87 (a)
3-4-70 . . . . . L . . . . 108-97 (h)
1-9-71 . . . . . L . . . . 124-82 (a)
3-2-71 . . . . . L . . . . 94-75 (h)
12-18-96 . . . W . . . . 74-57 (h)
11-29-97 . . . W . . . . 74-70 (a)



Junior Rodrigue Djahue averaged 10.0 rebounds per 40 minutes last season.







RECORDS

Series Results vs. All Opponents

Junior William Frisby, scene here against Indiana, recorded a career-high seven rebounds against Missouri in the opening round of the 2002 NCAA Tournament.





Series Results vs. All Opponents

Jewish Prog. Atlanta (0-1)
1938-39 . . . . L . . . . 39-24 (h)

Junior C. of C. (1-1)
1928-29 . . . . W . . . . 25-24 (h)
1928-29 . . . . L . . . . 28-23 (h)

Kansas (1-3)
1-17-87 . . . . . L . . . . 82-47 (a)
1-12-89 . . . . W . . . . 87-86 (h)
1-10-90 . . . . . L . . . . 100-73 (h)
1-16-91 . . . . . L . . . . 73-60 (a)

Kentucky (0-3)
12-3-56 . . . . . L . . . . 114-75 (a)
12-5-98 . . . . . L . . . . 74-65 (a)
1-29-00 . . . . . L . . . . 57-60 (h)

Kentucky Wesleyan (4-1)
1-31-56 . . . . . L . . . . 86-82 (h)
1-24-57 . . . . W . . . . 100-95 (h)
12-16-57 . . . W . . . . 96-78 (a)
1-26-59 . . . . W . . . . 69-64 (h)
2-22-60 . . . . W . . . . 104-95 (h)

Key West Navy (1-0)
1951-52 . . . . W . . . . 85-55 (h)

Lafayette (3-1)
1-11-71 . . . . W . . . . 78-75 (h)
1-14-91 . . . . . L . . . . 73-57 (h)
3-12-99 . . . . W . . . . 75-54 (n)
11-24-01 . . . W . . . . 79-69 (h)

La Salle (4-9)
2-5-51 . . . . . L . . . . 95-84 (h)
2-6-51 (OT) . W . . . . 77-75 (h)
1-7-61 . . . . . L . . . . 88-74 (a)
1-25-62 . . . . . L . . . . 73-61 (h)
1-4-63 . . . . . L . . . . 78-76 (a)
1-23-64 . . . . W . . . 121-99 (h)
12-8-64 . . . . . L . . . . 90-86 (a)
3-5-66 . . . . . W . . . 108-102 (h)
12-7-66 . . . . . L . . . . 99-82 (a)
1-2-68 . . . . . L . . . . 92-84 (h)
12-11-68 . . . . L . . . . 96-71 (a)
2-17-70 . . . . W . . . 103-96 (h)
12-9-70 . . . . . L . . . . 97-77 (a)

Lehigh (4-1)
12-4-70 . . . . W . . . . 74-67 (h)
12-27-89 . . . . L . . . . 83-59 (n)
1-9-91 . . . . . W . . . . 99-67 (h)
12-30-96 . . . . W . . . . 68-32 (h)
12-27-00 . . . W . . . . 71-52 (h)

Long Island (1-0)
12-16-88 . . . W . . . 102-66 (h)

Louisiana Lafayette (0-1)
12-20-99 . . . . L . . . . 60-66 (n)

Louisiana State (3-1)
12-11-50 . . . W . . . . 68-62 (h)
12-11-52 . . . . L . . . . 86-58 (a)
12-11-57 . . . W . . . . 73-65 (a)
12-27-01 . . . W . . . . 68-61 (n)



Senior James Jones ranks third on Miami's career blocked shot list with 142.

Louisville (2-5)
1-5-51 . . . . . L . . . . 73-60 (h)
12-29-52 . . . . L . . . . 84-74 (h)
1-31-57 . . . . . L . . . . 89-60 (h)
1-30-61 . . . . W . . . . 71-69 (h)
12-6-61 . . . . . L . . . . 77-59 (a)
2-9-63 . . . . . W . . . . 94-84 (h)
12-28-65 (OT) L . . . . 85-84 (h)

Loyola (N.O.) (9-7)
12-10-52 . . . . L . . . . 71-54 (a)
12-10-55 . . . W . . . . 83-82 (a)
12-10-57 . . . . L . . . . 76-52 (h)
1-25-58 . . . . W . . . . 89-82 (h)
2-16-59 . . . . W . . . . 93-84 (h)
12-12-59 . . . W . . . . 86-70 (a)
2-11-61 . . . . W . . . . 65-61 (h)
2-10-62 . . . . L . . . . 113-70 (h)
2-15-64 (OT) W . . . . 97-90 (a)
2-13-65 . . . . W . . . . 115-86 (h)
2-19-66 . . . . L . . . . 89-76 (a)
2-11-67 . . . . W . . . . 68-66 (h)
2-17-68 . . . . L . . . . 86-84 (a)
2-15-69 . . . . W . . . . 89-80 (h)
1-31-70 . . . . . L . . . . 98-84 (a)
2-6-71 . . . . . L . . . . 107-88 (h)

Maine (1-0)
11-29-91 . . . W . . . . 62-57 (n)

Manhattan (1-0)
12-28-85 . . . W . . . . 79-61 (h)

Marist (1-1)
2-1-88 (OT) . W . . . . 79-76 (a)
2-18-88 . . . . . L . . . . 73-62 (h)

Marquette (2-2)
3-5-86 . . . . . L . . . . 84-62 (a)
1-24-87 (OT) W . . . . 91-89 (h)
1-16-88 . . . . . L . . . . 65-51 (a)
1-28-89 . . . . W . . . 106-90 (h)

Marshall (2-1)
1941-42 . . . . L . . . . 37-33 (h)
2-23-71 . . . . W . . . . 89-88 (h)
12-27-91 . . . W . . . . 70-55 (n)

Maryland (4-4)
1-28-49 . . . . . L . . . . 43-42 (h)
1-29-49 . . . . W . . . . 58-48 (h)
2-1-54 . . . . . L . . . . 63-57 (h)
1-22-62 . . . . . L . . . . 71-68 (h)
12-29-64 . . . W . . . . 80-73 (h)
1-30-68 . . . . W . . . . 93-73 (h)
12-21-68 . . . W . . . . 92-85 (n)
12-29-70 . . . . L . . . 111-77 (h)

Maryland-Baltimore County (2-0)
1-11-88 . . . . W . . . . 75-56 (h)
11-27-89 . . . W . . . . 91-74 (h)

Maryland-Eastern Shore (3-0)
2-12-86 . . . . W . . . . 77-55 (h)
1-14-87 . . . . W . . . . 88-66 (h)
11-25-88 . . . W . . . 108-80 (h)

McDill Field (2-0)
2-19-46 . . . . W . . . . 54-50 (a)
1-31-48 . . . . W . . . . 67-48 (a)

#Memphis (5-6)
1-4-56 . . . . . L . . . . 79-71 (n)
1-18-64 . . . . W . . . . 78-69 (h)
2-15-66 . . . . . L . . . . 86-72 (a)
2-2-67 . . . . . W . . . . 88-63 (h)
2-13-68 . . . . . L . . . . 67-44 (a)
1-21-91 . . . . . L . . . . 80-72 (a)
2-11-91 (OT) . L . . . . 83-82 (h)
12-22-97 . . . W . . . . 65-57 (a)
12-22-98 . . . W . . . . 80-64 (a)
12-4-99 . . . . . L . . . . 72-82 (a)
12-21-00 . . . W . . . . 66-57 (h)
- Formerly Memphis State University

Mercer (1-1)
1938-39 . . . . L . . . . 56-37 (a)
2-3-90 . . . . . W . . . . 53-47 (h)

Miami Beach (1-0)
1928-29 . . . . W . . . . 66-18 (h)

Miami Beach All-Stars (1-0)
12-3-52 . . . . W . . . . 70-45 (h)

Miami Beach Canoe Club (2-0)
2-21-28 . . . . W . . . . 52-21 (h)
2-23-28 . . . . W . . . . 18-9 (h)

Miami (Ohio) (5-4)
1-17-47 . . . . . L . . . . 60-44 (a)
1-10-55 . . . . . L . . . . 75-73 (h)
12-30-58 (OT) L . . . . 89-87 (h)
12-21-59 . . . W . . . . 83-78 (a)
1-4-61 (2 OT) W . . . 102-100 (h)
12-28-61 . . . W . . . . 83-73 (h)
2-2-65 . . . . . W . . . 100-85 (h)
2-22-69 . . . . W . . . . 74-68 (h)
12-27-90 (2 OT) L . . . 101-99 (n)

Michigan (0-2)
11-27-87 . . . . L . . . 109-76 (n)
3-13-97 . . . . . L . . . . 76-63 (a)

Mississippi (2-0)
12-21-49 . . . W . . . . 82-67 (h)
12-22-49 . . . W . . . . 55-43 (h)

Mississippi College (1-0)
1-19-56 . . . . W . . . . 89-84 (h)

Mississippi Southern (1-1)
12-1-55 . . . . . L . . . . 63-61 (a)
2-16-57 . . . . W . . . . 85-78 (h)

Mississippi State (1-1)
12-13-57 . . . . L . . . . 66-64 (n)
12-28-90 . . . W . . . . 74-67 (n)

Missouri (0-1)
3-14-02 . . . . . L . . . . 93-80 (n)

Monmouth (1-1)
2-4-88 (OT) . . L . . . . 64-62 (h)
11-22-99 . . . W . . . . 67-46 (h)

Morehead State (4-3)
1-18-47 . . . . W . . . . 61-56 (a)
2-20-56 . . . . . L . . . 102-89 (h)
2-23-59 . . . . W . . . 102-85 (h)
2-23-61 . . . . W . . . . 85-70 (h)
12-4-61 . . . . . L . . . 107-81 (a)
2-1-69 (OT) . W . . . . 92-91 (h)
2-1-71 . . . . . L . . . . 76-75 (h)

Mount St. Mary's (1-0)
12-8-66 . . . . W . . . . 86-83 (a)

Muffets (2-0)
12-14-48 . . . W . . . . 69-51 (h)
12-6-49 . . . . W . . . . 78-37 (h)

Murray State (2-1)
1-30-53 . . . . . L . . . . 69-65 (h)
12-14-59 . . . W . . . . 92-80 (h)
12-8-61 . . . . W . . . . 69-67 (a)

Navy (0-1)
2-7-87 . . . . . L . . . . 78-62 (n)

Navy Rec. Barracks (0-1)
1-16-46 . . . . . L . . . . 46-43 (h)

Nebraska (1-2)
11-30-51 . . . W . . . . 70-60 (h)
12-18-71 . . . . L . . . . 85-58 (a)
12-16-00 . . . . L . . . . 72-64 (h)

Nevada (1-1)
12-14-63 (OT) W . . . . 81-78 (a)
12-11-66 . . . . L . . . . 89-79 (a)

New Mexico (0-2)
1-29-87 . . . . . L . . . . 87-78 (a)
2-1-89 . . . . . L . . . 110-93 (h)

New Orleans (0-2)
1-7-86 . . . . . L . . . . 64-57 (a)
2-15-86 . . . . . L . . . . 85-75 (h)

New York University (1-1)
12-29-54 . . . . L . . . . 74-67 (h)
12-28-67 . . . W . . . 102-91 (h)

Niagara (1-0)
12-10-64 . . . W . . . . 74-67 (a)

North Carolina (0-6)
1-13-50 . . . . . L . . . . 55-53 (h)
1-14-50 . . . . . L . . . . 66-51 (h)
12-6-86 . . . . . L . . . 122-77 (a)
2-5-90 . . . . . L . . . . 87-74 (a)
12-18-99 . . . . L . . . . 68-78 (n)
12-4-00 . . . . . L . . . . 67-45 (a)

North Carolina-Asheville (1-0)
12-1-93 . . . . W . . . . 82-60 (h)

North Carolina State (0-1)
1939-40 . . . . L . . . . 46-35 (a)

North Carolina-Wilmington (0-1)
12-29-92 . . . . L . . . . 88-73 (h)

Northeastern (2-0)
1-31-91 . . . . W . . . . 79-63 (h)
11-25-00 . . . W . . . . 92-86 (h)

Northeastern Illinois (2-0)
11-25-94 . . . W . . . . 66-48 (h)
11-24-95 . . . W . . . . 81-58 (h)

Northern Iowa (1-0)
11-27-98 . . . W . . . . 78-69 (h)

Series Results vs. All Opponents

Notre Dame (7-7)
2-22-86 . . . . . L . . . 126-73 (h)
3-5-87 . . . . . L . . . . 65-49 (a)
1-27-90 . . . . . L . . . 107-60 (a)
1-12-91 . . . . . L . . . . 60-52 (h)
1-23-96 . . . . W . . . . 72-64 (h)
2-28-96 . . . . W . . . . 71-59 (a)
2-25-97 . . . . . L . . . . 69-60 (a)
2-14-98 . . . . W . . . . 66-57 (h)
2-22-98 . . . . W . . . . 65-59 (a)
1-9-99 . . . . . L . . . . 71-68 (h)
1-25-00 . . . . W . . . . 63-49 (a)
2-26-00 . . . . W . . . . 55-52 (h)
3-9-00 . . . . . W . . . . 61-58 (n)
2-23-02 . . . . . L . . . . 90-77 (h)

Ohio State (2-1)
12-21-53 . . . . L . . . 106-81 (h)
12-27-98 . . . W . . . . 72-64 (h)
3-19-00 . . . . W . . . . 75-62 (n)

Ohio University (1-1)
12-18-65 . . . W . . . 105-100 (h)
12-30-69 . . . . L . . . . 99-74 (h)

Oklahoma City (5-4)
2-10-58 . . . . W . . . . 83-66 (h)
1-29-60 . . . . W . . . . 97-84 (h)
1-6-62 (OT) . . L . . . 118-113 (h)
1-30-65 . . . . W . . . 115-92 (h)
1-10-67 . . . . W . . . 111-109 (h)
2-26-70 . . . . L . . . . 91-90 (h)
12-19-70 (OT) L . . . . 94-91 (n)
1-2-71 . . . . . W . . . . 90-87 (h)
1-22-71 . . . . . L . . . . 88-75 (a)

Old Dominion (1-0)
12-26-88 . . . W . . . . 77-76 (n)

Oral Roberts (1-1)
11-28-88 . . . W . . . 108-103 (h)
2-25-89 . . . . . L . . . . 99-92 (a)

Oregon State (0-1)
12-1-69 . . . . . L . . . . 86-81 (h)

Penn State (0-4)
11-29-86 . . . . L . . . . 74-61 (h)
11-27-90 . . . . L . . . . 93-67 (a)
1-25-91 . . . . . L . . . . 69-57 (h)
3-15-95 . . . . . L . . . . 62-56 (a)

Pennsylvania (4-3)
1-2-48 . . . . . L . . . . 53-46 (h)
12-29-49 . . . W . . . . 64-62 (h)
12-30-49 . . . W . . . . 53-51 (h)
12-29-51 . . . . L . . . . 89-64 (h)
12-28-53 . . . . L . . . . 67-54 (h)
12-27-66 . . . W . . . . 82-78 (h)
12-28-88 . . . W . . . 102-69 (n)

Pensacola NAS (2-0)
2-14-47 . . . . W . . . . 69-50 (h)
2-15-47 . . . . W . . . . 64-36 (h)

Pepperdine (0-1)
12-13-69 (OT) L . . . . 93-90 (a)

Pi Chi (2-0)
1939-40 . . . . W . . . . 42-29 (n)
1940-41 . . . . W . . . . 45-27 (n)

Pittsburgh (16-16)
12-26-47 . . . W . . . . 43-40 (a)
12-21-48 . . . W . . . . 58-52 (h)
12-22-48 . . . . L . . . . 80-48 (h)
1-18-51 . . . . . L . . . . 81-56 (a)
2-9-55 . . . . . L . . . . 78-72 (h)
12-12-58 . . . . L . . . . 69-65 (a)
12-28-62 . . . W . . . . 86-85 (h)
12-5-64 . . . . W . . . . 85-71 (a)
1-6-68 . . . . . W . . . 100-84 (h)
12-27-68 . . . W . . . . 72-70 (h)
12-5-69 . . . . W . . . . 85-67 (a)
1-29-92 . . . . . L . . . . 82-52 (a)
2-4-92 . . . . . L . . . . 77-55 (h)
3-12-92 . . . . W . . . . 83-71 (n)
1-6-93 . . . . . L . . . . 85-78 (a)
1-23-93 . . . . . L . . . . 86-84 (h)
1-12-94 . . . . . L . . . . 83-55 (a)
2-1-94 . . . . . L . . . . 80-71 (h)
2-18-95 . . . . . L . . . . 67-61 (a)
2-25-95 (OT) W . . . . 76-68 (h)
1-20-96 . . . . W . . . . 66-57 (h)
1-8-97 . . . . . L . . . . 76-72 (a)
2-5-97 . . . . . W . . . . 78-63 (h)
1-3-98 . . . . . W . . . . 73-65 (a)
1-30-99 . . . . . L . . . . 60-54 (a)
2-23-99 . . . . W . . . . 85-52 (h)
2-1-00 . . . . . W . . . . 64-60 (h)
2-31-00 . . . . W . . . . 74-66 (a)
1-8-01 . . . . . L . . . . 62-51 (a)
3-7-01 . . . . . L . . . . 78-69 (a)
1-15-02 (OT) W . . . . 76-69 (h)
3-8-02 . . . . . L . . . . 76-71 (n)

Ponce de Leon (0-1)
1928-29 . . . . L . . . . 12-11 (h)

Princeton (1-1)
12-28-48 . . . W . . . . 37-35 (h)
12-29-48 (2 OT) L . . . 62-55 (h)

Providence (12-13)
12-8-62 . . . . W . . . . 82-75 (a)
3-19-63 . . . . . L . . . 106-96 (n)
1-20-87 . . . . . L . . . . 92-88 (h)
1-27-88 . . . . W . . . . 83-77 (a)
1-24-89 . . . . . L . . . 106-91 (h)
2-21-90 . . . . . L . . . 101-67 (a)
2-12-92 . . . . . L . . . . 73-51 (h)
3-7-92 . . . . . L . . . . 62-57 (a)
1-19-93 . . . . W . . . . 75-66 (h)
2-16-93 . . . . . L . . . . 75-60 (a)
1-8-94 . . . . . L . . . . 81-59 (a)
2-26-94 . . . . . L . . . . 88-60 (h)
1-18-95 . . . . W . . . . 81-75 (a)
2-11-95 . . . . W . . . . 69-63 (h)
2-14-96 . . . . . L . . . . 77-54 (a)
3-2-96 . . . . . W . . . . 66-59 (h)
1-15-97 . . . . W . . . . 71-69 (h)
2-4-98 . . . . . W . . . . 64-54 (h)
2-18-98 . . . . . L . . . . 59-57 (a)
2-13-99 . . . . W . . . . 69-65 (a)
2-16-00 . . . . . L . . . . 47-45 (h)
1-16-01 . . . . W . . . . 78-64 (a)
1-20-01 . . . . . L . . . . 80-70 (h)
1-19-02 (OT) W . . . . 102-96 (h)
2-26-02 . . . . W . . . . 81-65 (a)

Purdue (0-2)
12-30-87 . . . . L . . . 110-82 (n)
3-14-99 . . . . . L . . . . 73-63 (n)

Quinnipiac (1-0)
12-29-99 . . . W . . . . 80-66 (h)

Radford (1-0)
1-10-87 . . . . W . . . . 66-62 (n)

Redland (1-0)
1928-29 . . . . W . . . . 42-11 (h)

Rhode Island (4-0)
1-3-62 . . . . . W . . . . 80-70 (h)
12-6-62 . . . . W . . . . 88-80 (a)
1-4-64 . . . . . W . . . 105-88 (h)
1-5-70 . . . . . W . . . 105-95 (h)

Rider (1-0)
12-18-85 . . . W . . . . 81-58 (h)

Rio Grande (0-1)
12-19-53 . . . . L . . . . 89-88 (h)

Robert Morris (1-0)
11-30-94 . . . W . . . . 66-51 (h)

Rollins (35-13)
1-14-28 . . . . W . . . . 52-15 (h)
1-23-28 . . . . L . . . . 32-21 (a)
1928-29 . . . . W . . . . 34-15 (h)
1928-29 . . . . W . . . . 34-13 (a)
1930-31 . . . . L . . . . 32-22 (h)
1930-31 . . . . W . . . . 41-39 (h)
1930-31 . . . . L . . . . 39-36 (a)
1930-31 . . . . L . . . . 26-22 (a)
1938-39 . . . . W . . . . 48-29 (h)
1938-39 . . . . L . . . . 49-45 (h)
1938-39 . . . . W . . . . 52-39 (a)
1938-39 . . . . L . . . . 42-28 (a)
1939-40 . . . . L . . . . 51-50 (h)
1939-40 . . . . L . . . . 38-25 (h)
1939-40 . . . . L . . . . 56-49 (a)
1939-40 . . . . W . . . . 50-49 (a)
1940-41 . . . . W . . . . 55-29 (h)
1940-41 . . . . W . . . . 57-41 (h)
1940-41 . . . . W . . . . 44-35 (a)
2-11-50 . . . . W . . . . 70-54 (a)
12-7-50 . . . . L . . . . 59-58 (a)
1-10-51 . . . . W . . . . 79-54 (h)
1951-52 . . . . L . . . . 78-63 (a)
1951-52 . . . . W . . . . 98-61 (h)
2-5-53 . . . . . W . . . . 68-60 (a)
2-12-53 . . . . W . . . . 95-69 (h)
2-4-54 . . . . . L . . . . 85-71 (a)
1-8-55 . . . . . W . . . . 93-76 (h)
2-12-55 . . . . W . . . . 77-69 (a)
1-21-56 . . . . W . . . . 86-72 (h)
2-9-56 . . . . . W . . . . 89-82 (a)
1-19-57 . . . . W . . . . 63-51 (h)
2-7-57 . . . . . W . . . . 93-86 (a)
1-13-58 . . . . W . . . . 90-71 (h)
1-30-58 . . . . . L . . . . 72-68 (a)
12-3-58 . . . . W . . . 104-87 (h)
2-6-59 . . . . . W . . . . 84-81 (a)
12-1-59 . . . . W . . . 110-86 (h)
2-2-60 . . . . . W . . . . 90-79 (a)
12-1-60 . . . . W . . . . 80-62 (a)
2-1-61 . . . . . W . . . 103-75 (h)
1-31-62 . . . . W . . . . 89-67 (a)
2-19-62 . . . . W . . . . 92-54 (h)
1-30-63 . . . . W . . . 120-72 (a)
2-12-63 . . . . W . . . 144-75 (h)
12-19-63 . . . W . . . 108-90 (h)
1-28-64 . . . . W . . . 127-85 (a)
1-23-65 . . . . W . . . 128-95 (a)
2-23-65 . . . . W . . . 148-79 (h)

Rutgers (7-3)
1-3-89 (OT) . W . . . . 99-94 (a)
2-25-96 . . . . . L . . . . 71-55 (a)
3-6-96 . . . . . W . . . . 77-67 (n)
2-2-97 . . . . . L . . . . 60-59 (a)
2-8-97 . . . . . W . . . . 53-50 (h)
12-2-97 . . . . W . . . . 63-55 (h)
1-13-99 . . . . W . . . . 74-62 (a)
2-27-99 . . . . W . . . . 68-63 (h)
2-5-00 . . . . . W . . . . 58-52 (a)
2-17-02 . . . . . L . . . . 64-61 (a)

St. Francis (NY) (1-0)
3-16-63 . . . . W . . . . 71-70 (n)

St. Francis (PA) (1-0)
1-5-87 . . . . . W . . . . 85-82 (h)
12-30-01 . . . W . . . . 71-48 (h)

St. John's (11-14)
1-3-63 . . . . . W . . . . 67-59 (a)
12-12-64 . . . . L . . . . 79-77 (h)
2-25-67 . . . . . L . . . . 97-70 (a)
1-4-92 . . . . . L . . . . 83-69 (a)
1-14-92 . . . . W . . . . 45-42 (h)
1-16-93 . . . . . L . . . . 78-74 (a)
2-20-93 . . . . W . . . . 82-77 (h)
1-22-94 . . . . L . . . . 75-63 (h)
2-8-94 . . . . . L . . . . 78-63 (a)
1-11-95 . . . . W . . . . 82-79 (a)
2-13-95 . . . . W . . . . 71-69 (h)
2-20-96 (2 OT) W . . . 96-91 (h)
12-3-96 . . . . . L . . . . 61-57 (h)
2-22-97 . . . . . L . . . . 77-73 (a)
3-5-97 (OT) . W . . . . 76-68 (n)
1-13-98 . . . . . L . . . . 73-64 (a)
1-6-99 . . . . . W . . . . 84-79 (h)
2-3-99 . . . . . W . . . . 73-70 (a)
3-5-99 . . . . . L . . . . 62-59 (h)
3-5-00 . . . . . W . . . . 74-70 (h)
3-10-00 . . . . . L . . . . 58-57 (n)
1-22-01 (OT) . L . . . . 67-63 (a)
2-10-01 (2OT) L . . . . 85-79 (h)
1-8-02 . . . . . L . . . . 71-60 (a)
2-13-02 . . . . W . . . . 79-56 (h)

Senior Mike Simmons had a team-best 1.84 assist to turnover ratio last season.





Series Results vs. All Opponents

St. Joseph's (PA) (1-3)
1-20-51 . . . . . L . . . . 58-47 (a)
3-12-64 . . . . . L . . . . 86-76 (n)
1-3-91 . . . . . L . . . . 92-79 (a)
2-6-91 . . . . . W . . . . 87-64 (h)

St. Louis (0-2)
3-16-61 . . . . . L . . . . 58-56 (n)
12-23-88 . . . . L . . . . 86-71 (n)

St. Mary's (CA) (4-0)
12-12-63 . . . W . . . 101-86 (a)
12-15-64 . . . W . . . . 89-77 (h)
12-4-67 . . . . W . . . . 77-70 (h)
12-19-69 . . . W . . . . 91-84 (h)

St. Peter's (1-0)
1-19-63 . . . . W . . . . 91-75 (h)

#St. Thomas (2-0)
12-3-69 . . . . W . . . . 62-60 (h)
12-17-87 . . . W . . . . 71-47 (h)
- Formerly Biscayne College

Sam Houston State (1-0)
12-17-93 . . . W . . . . 73-58 (h)

San Diego State (1-1)
1-31-87 (OT) W . . . . 83-82 (a)
2-6-88 . . . . . L . . . . 56-49 (h)

San Francisco (2-1)
12-8-60 . . . . W . . . . 68-56 (a)
12-17-63 . . . W . . . . 95-83 (h)
12-9-65 . . . . . L . . . 105-89 (a)

Santa Clara (0-3)
12-6-60 . . . . . L . . . . 66-65 (a)
12-10-63 . . . . L . . . . 86-77 (a)
12-7-65 . . . . . L . . . . 78-74 (a)

Savannah State (1-0)
3-2-89 . . . . . W . . . 107-98 (h)

Sebring A.C. (1-0)
2-16-28 . . . . W . . . . 36-23 (a)

Sebring Firemen (1-0)
1930-31 . . . . W . . . . 38-35 (a)

Seton Hall (8-12)
12-29-56 . . . . L . . . . 92-80 (h)
12-29-69 . . . . L . . . . 93-90 (h)
1-4-71 . . . . . W . . . . 89-81 (h)
1-7-92 . . . . . L . . . . 64-52 (a)
3-4-92 (OT). . L . . . . 90-82 (h)
12-7-92 . . . . . L . . . . 65-56 (a)
2-23-93 . . . . L . . . . 85-73 (h)
1-26-94 . . . . . L . . . . 77-48 (h)
2-19-94 . . . . . L . . . . 85-63 (a)
3-10-94 . . . . L . . . . 69-51 (n)
1-2-95 . . . . . L . . . . 72-54 (a)
2-22-95 . . . . W . . . . 61-57 (h)
12-2-95 . . . . W . . . . 80-70 (h)
1-10-96 . . . . . L . . . . 66-63 (a)
2-10-97 . . . . W . . . . 61-51 (a)
12-31-97 . . . W . . . . 78-65 (a)
2-24-98 . . . . . L . . . . 76-71 (h)
1-27-99 . . . . W . . . . 77-71 (h)
1-11-00 . . . . W . . . . 71-64 (a)
2-1-01 . . . . . W . . . . 72-66 (h)



Junior Brandon Okpalobi set career-highs in rebounds, assists, steals and minutes played in UM's 2001-02 season opener against Eastern Michigan.

7th Naval District (0-1)
1-17-46 . . . . . L . . . . 53-19 (h)

Shenandoah Presb. (1-0)
1940-41 . . . . W 50-36

South Carolina (5-2)
12-17-48 . . . W . . . . 59-40 (h)
12-18-48 . . . W . . . . 65-64 (h)
12-14-49 . . . W . . . . 64-54 (h)
12-15-49 . . . W . . . . 57-56 (h)
2-5-55 . . . . . L . . . . 83-77 (h)
1-2-60 (OT) . W . . . 107-106 (h)
12-5-87 . . . . . L . . . . 76-63 (h)

South Florida (6-2)
1-23-88 . . . . W . . . . 80-75 (h)
3-1-88 . . . . . W . . . . 92-71 (a)
2-6-89 (2 OT) W . . . 106-104 (h)
2-18-89 . . . . W . . . . 85-78 (a)
1-6-90 . . . . . L . . . . 93-77 (a)
2-24-90 . . . . W . . . . 81-73 (h)
12-5-90 . . . . L . . . . 79-71 (a)
2-25-91 . . . . W . . . . 67-58 (h)

Southern California (0-2)
12-1-90 . . . . . L . . . . 92-71 (a)
12-27-92 . . . . L . . . . 86-66 (n)

Southern Illinois (1-0)
11-14-97 . . . W . . . . 73-61 (a)

Southern Methodist (0-2)
12-19-90 (2 OT)L . . . 93-88 (a)
12-20-91 . . . . L . . . . 69-60 (h)

Southwest Texas State (0-1)
12-4-92 . . . . . L . . . . 60-57 (h)

Spring Hill College (0-2)
12-14-55 . . . . L . . . . 79-71 (a)
2-2-57 . . . . . L . . . . 84-75 (h)

Stanford (1-1)
12-30-86 . . . W . . . . 71-58 (n)
1-16-89 . . . . . L . . . . 93-59 (a)

Stetson (40-33)
1-20-28 . . . . W . . . . 33-25 (h)
1-24-28 . . . . . L . . . . 32-26 (a)
1928-29 . . . . W . . . . 35-13 (h)
1928-29 . . . . L . . . . 20-13 (a)
1930-31 . . . . L . . . . 36-16 (h)
1930-31 . . . . L . . . . 37-15 (a)
1939-40 . . . . L . . . . 33-29 (h)
1939-40 . . . . L . . . . 39-27 (h)
1939-40 . . . . L . . . . 48-42 (a)
1939-40 . . . . L . . . . 46-37 (a)
1940-41 . . . . L . . . . 46-29 (h)
1940-41 . . . . L . . . . 51-41 (h)
1940-41 . . . . L . . . . 45-40 (a)
1940-41 . . . . W . . . . 40-35 (a)
1941-42 . . . . L . . . . 47-42 (a)
1941-42 . . . . L . . . . 42-34 (a)
1941-42 . . . . L . . . . 44-37 (h)
1941-42 . . . . W . . . . 46-36 (h)
1-24-47 . . . . . L . . . . 53-46 (h)
1-25-47 . . . . W . . . . 74-50 (h)
2-21-47 . . . . W . . . . 54-41 (a)
2-22-47 . . . . W . . . . 44-38 (a)
1-16-48 . . . . . L . . . . 49-46 (a)
1-17-48 . . . . W . . . . 59-39 (a)
2-14-48 . . . . . L . . . . 41-36 (h)
2-5-49 . . . . . W . . . . 53-42 (h)
2-11-49 . . . . W . . . . 81-46 (a)
2-12-49 . . . . W . . . . 70-58 (a)
1-7-50 . . . . . W . . . . 65-58 (h)
2-8-50 . . . . . W . . . . 88-61 (a)
2-9-50 . . . . . W . . . . 82-63 (a)
1-24-51 . . . . W . . . . 82-55 (h)
2-14-51 . . . . W . . . . 78-66 (a)
1951-52 . . . . W . . . . 88-57 (h)
1951-52 . . . . W . . . . 80-74 (a)
1-12-53 . . . . W . . . . 71-70 (h)
2-4-53 . . . . . L . . . . 80-77 (a)
1-18-54 . . . . . L . . . . 85-63 (h)
2-11-54 . . . . . L . . . 108-56 (a)
2-14-55 . . . . . L . . . . 89-85 (a)
2-22-55 . . . . W . . . . 79-77 (h)
1-16-56 . . . . W . . . . 85-79 (h)
2-8-56 . . . . . L . . . . 91-84 (a)
1-7-57 . . . . . W . . . . 89-81 (h)
2-6-57 . . . . . L . . . . 95-93 (a)
1-8-58 . . . . . W . . . 103-80 (h)
2-15-58 . . . . W . . . . 92-85 (a)
2-5-59 . . . . . L . . . 110-97 (a)
2-19-59 . . . . W . . . . 99-81 (h)
2-5-60 . . . . . W . . . . 94-86 (a)
2-11-60 . . . . . L . . . . 73-72 (h)
2-3-61 . . . . . L . . . . 76-68 (a)
2-15-61 . . . . W . . . . 91-84 (h)
2-2-62 . . . . . W . . . . 79-70 (a)
2-13-62 . . . . W . . . . 86-78 (h)
2-1-63 . . . . . L . . . . 66-64 (a)
2-26-63 . . . . W . . . . 75-60 (h)
1-31-64 . . . . W . . . . 81-75 (a)
2-22-64 . . . . W . . . . 87-70 (h)
2-4-65 . . . . . W . . . . 86-84 (a)
2-16-65 . . . . W . . . . 95-84 (h)
1-27-66 . . . . W . . . . 89-78 (a)
2-24-66 . . . . W . . . . 86-77 (h)
1-26-67 . . . . . L . . . . 56-53 (a)
2-14-67 . . . . W . . . . 95-84 (h)
1-26-68 . . . . W . . . . 72-67 (a)
2-20-68 . . . . W . . . . 88-71 (h)
1-29-69 . . . . W . . . . 98-90 (a)
2-4-69 . . . . . L . . . . 87-83 (h)
1-24-70 . . . . . L . . . 116-88 (a)
2-21-70 . . . . . L . . . . 95-86 (h)
1-30-71 . . . . . L . . . . 90-74 (a)
2-8-71 . . . . . L . . . . . 1-76 (h)

Syracuse (5-12)
12-28-63 (OT) L . . . . 86-85 (h)
1-11-92 . . . . . L . . . . 73-57 (a)
2-29-92 . . . . . L . . . . 68-63 (h)
1-9-93 . . . . . L . . . . 89-81 (a)
2-6-93 . . . . . W . . . . 81-74 (h)
12-22-93 . . . . L . . . . 81-52 (a)
3-1-94 . . . . . L . . . . 71-69 (n)
12-6-94 . . . . . L . . . . 83-65 (h)
1-28-95 . . . . . L . . . . 76-51 (a)
1-3-96 . . . . . W . . . . 75-66 (h)
2-1-96 . . . . . L . . . . 72-51 (a)
12-7-96 . . . . W . . . . 67-63 (h)
1-18-98 . . . . . L . . . . 67-85 (a)
2-10-98 . . . . . L . . . . 63-72 (h)
2-8-99 . . . . . W . . . . 76-63 (a)
1-8-00 . . . . . L . . . . 55-67 (h)
2-13-01 . . . . W . . . . 68-57 (a)

Tampa (44-10)
1939-40 . . . . W . . . . 39-31 (a)
1941-42 . . . . W . . . . 38-34 (h)
1941-42 . . . . W . . . . 52-38 (h)
2-18-46 . . . . W . . . . 44-23 (a)
1-10-47 . . . . W . . . . 53-27 (h)
1-11-47 . . . . W . . . . 52-34 (h)
1-31-47 . . . . W . . . . 53-25 (a)
2-1-47 . . . . . W . . . . 82-36 (a)
12-12-47 . . . . L . . . . 47-35 (h)
12-13-47 . . . W . . . . 58-46 (h)
2-3-48 . . . . . W . . . . 60-55 (a)
2-4-48 . . . . . W . . . . 86-67 (a)
2-19-49 . . . . W . . . . 74-57 (h)
2-25-49 . . . . L . . . . 81-58 (a)
1-6-50 . . . . . W . . . . 76-61 (h)
2-6-50 . . . . . L . . . . 67-55 (a)
1-12-51 (OT). L . . . . 77-75 (h)
2-24-51 . . . . . L . . . . 94-74 (a)
1951-52 . . . . W . . . . 87-61 (h)
1951-52 . . . . W . . . . 87-78 (a)
1-16-53 . . . . . L . . . . 72-65 (h)
2-21-53 . . . . . L . . . . 86-84 (a)
2-12-54 . . . . W . . . . 69-65 (a)
2-22-54 . . . . W . . . . 67-59 (h)
1-17-55 . . . . W . . . 103-76 (h)
2-17-55 . . . . W . . . 105-89 (a)
12-6-55 . . . . W . . . . 96-59 (h)
2-11-56 . . . . W . . . . 94-74 (a)
12-11-56 . . . W . . . . 97-84 (h)
2-9-57 . . . . . W . . . . 78-77 (a)
12-5-57 . . . . W . . . . 69-67 (h)
1-31-58 . . . . W . . . . 90-84 (a)
12-5-58 . . . . W . . . 113-71 (h)
2-3-59 . . . . . W . . . . 86-84 (a)
12-5-59 . . . . W . . . . 98-65 (h)
2-3-60 . . . . . W . . . . 74-73 (a)
12-3-60 . . . . W . . . . 93-64 (h)
2-18-61 . . . . W . . . 108-99 (a)
1-30-62 . . . . . L . . . 113-95 (a)
2-17-62 . . . . W . . . . 96-81 (h)
1-29-63 . . . . W . . . . 78-76 (a)
2-18-63 . . . . W . . . 112-91 (h)
12-3-63 . . . . W . . . 101-95 (h)
1-29-64 . . . . W . . . 134-104 (a)
12-1-64 . . . . W . . . 136-119 (a)
2-9-65 . . . . . W . . . 141-110 (h)
12-1-65 . . . . W . . . 120-91 (h)
1-29-66 . . . . W . . . . 83-71 (a)
12-1-66 . . . . W . . . . 72-63 (a)
1-16-67 . . . . W . . . . 97-86 (h)
12-12-67 . . . W . . . 104-103 (h)
1-10-68 . . . . . L . . . . 78-76 (a)
1-6-69 . . . . . L . . . . 62-61 (a)
2-18-69 . . . . W . . . . 95-79 (h)

Teachers College of Connecticut (1-0)
12-15-50 . . . W . . . . 60-48 (h)

Temple (0-1)
12-29-61 . . . . L . . . . 85-67 (h)

Tennessee (1-3)
12-17-54 . . . . L . . . . 89-80 (n)
12-1-91 . . . . W . . . . 72-60 (n)
12-27-95 . . . . L . . . . 56-54 (h)
12-22-96 . . . . L . . . . 78-65 (a)

Series Results vs. All Opponents

Tennessee-Martin (1-0)
12-29-00 . . . W . . . . 70-54 (h)

Tennessee Tech (2-0)
3-7-47 . . . . . W . . . . 55-51 (n)
2-8-89 . . . . . W . . . 111-101 (h)

Texas (1-1)
12-19-87 . . . W . . . . 85-56 (h)
2-22-89 . . . . . L . . . 123-104 (a)

Texas A&M (2-0)
12-19-56 . . . W . . . . 86-80 (h)
12-9-01 . . . . W . . . . 64-55 (a)

Texas Christian (0-1)
12-14-57 . . . L . . . . 82-59 (n)

Texas Tech (1-0)
12-22-52 . . . W . . . . 79-64 (h)

Toledo (1-0)
12-6-56 . . . . W . . . . 68-67 (a)

Toronto (1-0)
1-8-59 . . . . . W . . . . 97-75 (h)

Towson State (1-0)
1-11-86 . . . . W . . . . 71-66 (h)

Tulane (4-4)
1-22-47 . . . . . L . . . . 60-39 (h)
12-29-55 . . . W . . . . 86-75 (h)
12-29-58 . . . W . . . . 94-72 (h)
2-3-68 . . . . . L . . . . 99-88 (a)
1-16-69 . . . . . L . . . . 90-79 (h)
1-29-70 . . . . . L . . . 105-90 (a)
1-16-71 . . . . W . . . . 74-71 (h)
3-3-90 . . . . . W . . . . 93-60 (h)

Tulsa (1-1)
2-22-62 . . . . W . . . . 83-66 (h)
3-24-00 . . . . . L . . . . 80-71 (n)

Turner's Sports Shop (2-2)
1928-29 . . . . W . . . . 43-23 (h)
1928-29 . . . . W . . . . 36-17 (h)
1928-29 . . . . L . . . . 36-27 (h)
1930-31 . . . . L . . . . 33-24 (h)

UCLA (0-4)
12-12-69 . . . . L . . . 127-69 (a)
12-21-85 . . . . L . . . 109-64 (a)
12-1-88 . . . . . L . . . . 91-66 (h)
3-13-98 . . . . . L . . . . 62-65 (n)

UNLV (0-2)
12-28-94 . . . . L . . . . 56-55 (h)
11-29-96 . . . . L . . . . 55-43 (a)

Utah (1-0)
1-3-66 . . . . . W . . . . 88-87 (h)

Valparaiso (0-1)
12-28-56 . . . . L . . . . 81-76 (h)

Villanova (9-10)
2-18-92 . . . . . L . . . . 74-50 (a)
2-25-92 . . . . . L . . . . 61-50 (h)
1-30-93 . . . . . L . . . . 82-69 (a)
3-6-93 . . . . . W . . . . 77-76 (h)
2-12-94 . . . . . L . . . . 77-58 (h)
3-5-94 . . . . . L . . . . 83-63 (a)
1-25-95 . . . . . L . . . . 92-62 (h)
2-7-95 . . . . . L . . . . 73-63 (a)
12-5-95 . . . . . L . . . . 70-68 (h)
1-27-96 . . . . . L . . . . 90-62 (a)
1-11-97 . . . . W . . . . 61-59 (a)
1-22-98 . . . . W . . . . 78-63 (h)
1-31-98 . . . . . L . . . . 78-75 (a)
2-16-99 . . . . W . . . 103-82 (h)
1-11-00 . . . . W . . . . 67-66 (a)
2-17-01 . . . . W . . . . 80-62 (a)
3-3-01 . . . . . W . . . . 65-53 (h)
1-24-02 . . . . W . . . . 76-58 (h)
2-5-02 . . . . . W . . . . 65-56 (a)

Virginia (2-0)
2-10-66 . . . . W . . . . 80-75 (h)
12-10-66 . . . W . . . . 80-78 (a)

Virginia Commonwealth (2-1)
2-22-88 . . . . W . . . . 96-93 (a)
1-9-89 . . . . . L . . . . 87-77 (h)
2-9-91 . . . . . W . . . . 73-58 (h)

Virginia Tech (3-1)
1-10-01 . . . . L . . . . 85-74 (a)
2-6-01 . . . . . W . . . . 86-61 (h)
1-12-02 . . . . W . . . . 77-68 (a)
3-2-02 . . . . . W . . . . 83-77 (h)

Volks A.C. (0-1)
2-10-28 . . . . . L . . . . 42-26 (h)

Wagner (0-1)
12-29-93 . . . . L . . . . 57-55 (h)

Wake Forest (0-2)
2-5-40 . . . . . L . . . . 46-17 (a)
1-28-91 . . . . . L . . . . 72-66 (a)

Washington (0-3)
12-1-67 . . . . L . . . . 96-54 (a)
12-2-67 . . . . L . . . . 81-80 (a)
1-15-90 . . . . . L . . . . 83-67 (a)

Washington & Lee (1-0)
12-18-54 . . . W . . . . 80-75 (n)

West Virginia (6-5)
12-30-55 . . . . L . . . . 83-78 (h)
1-5-91 . . . . . L . . . . 71-67 (a)
2-6-96 . . . . . W . . . . 68-65 (h)
2-17-96 . . . . . L . . . . 72-69 (a)
3-1-97 . . . . . L . . . . 82-54 (h)
1-10-98 . . . . . L . . . . 98-84 (a)
2-28-98 . . . . W . . . . 70-66 (h)
1-16-99 . . . . W . . . . 64-55 (a)
1-5-00 . . . . . W . . . . 66-58 (h)
2-22-00 . . . . W . . . . 68-50 (a)
2-28-01 . . . . W . . . . 73-66 (h)

Western Kentucky (1-13)
3-8-47 . . . . . L . . . . 55-46 (a)
1-21-49 . . . . . L . . . . 78-45 (h)
1-22-49 . . . . . L . . . . 63-47 (h)
1-27-50 . . . . . L . . . . 65-61 (h)
1-28-50 . . . . . L . . . . 78-61 (h)
2-15-50 . . . . . L . . . . 79-57 (a)
2-16-50 . . . . . L . . . . 83-47 (a)
1-16-51 . . . . . L . . . . 89-47 (a)
1-26-51 . . . . . L . . . . 68-64 (h)
1-25-52 . . . . . L . . . 102-74 (h)
1-22-53 . . . . . L . . . . 98-56 (h)
1-31-59 . . . . W . . . 109-95 (h)
3-8-60 . . . . . L . . . 107-84 (n)
12-28-66 . . . . L . . . . 94-89 (h)

Wichita State (1-0)
12-30-88 . . . W . . . . 81-59 (n)

William & Mary (1-0)
2-2-66 . . . . . W . . . . 88-66 (h)

Winthrop (2-1)
12-14-86 . . . . L . . . . 63-55 (h)
1-9-88 . . . . . W . . . . 62-60 (h)
12-16-96 . . . W . . . . 81-56 (h)

Wisconsin (0-2)
12-7-85 . . . . . L . . . . 88-66 (a)
12-8-86 . . . . . L . . . . 65-54 (h)

Wisconsin-Green Bay (1-1)
12-9-85 . . . . W . . . . 67-63 (a)
1-3-87 . . . . . L . . . . 62-45 (h)

Xavier (2-0)
2-2-56 . . . . . W . . . . 77-75 (h)
12-29-59 . . . W . . . . 87-69 (h)

Yale (4-2)
12-29-50 . . . . L . . . . 78-62 (h)
12-27-51 . . . . L . . . . 70-68 (h)
12-27-55 . . . W . . . . 92-90 (h)
12-28-64 . . . W . . . . 86-71 (h)
12-20-68 . . . W . . . . 77-71 (n)
12-29-86 (OT)W . . . . 78-75 (n)

YMHA (2-0)
1940-41 . . . . W . . . . 48-39 (h)
12-15-48 . . . W . . . . 61-46 (h)





Junior Darius Rice led Miami with 25 dunks last season.



Yearly Results

1926-27 Coach Art Webb

45 Rollins	20
55 YMCA	11
45 St. Petersburg	23
23 Havana	28
49 Oglethorpe	26
38 Stetson	18
54 Florida Southern	24
39 Florida	20
348	170

Won 7, Lost 1

1927-28 Coach Art Webb

52 Rollins	15
33 Stetson	25
21 at Rollins	32
26 at Stetson	32
26 at Florida Southern	40
38 Havana	14
26 Volks AC	42
40 at Florida	39
36 at Sebring AC	23
38 Florida Southern	18
2 Miami Beach Canoe Club	21
18 Miami Beach Canoe Club	9
406	310

Won 8, Lost 4

1928-29 Coach Tom McCann

34 Rollins	15
22 Havana	26
11 Ponce de Leon	12
66 Miami Beach	18
35 Stetson	13
49 Agoga	19
34 at Rollins	13
15 at Florida Southern	39
13 at Stetson	20
68 Church League All-Stars	23
43 Turner's Sports Shop	17
36 Turner's Sports Shop	17
36 Florida Southern	29
25 Junior C. of C.	24
63 Agoga	33
23 Junior C. of C.	28
42 Redland	11
28 City Hall	20
27 Turner's Sports Shop	36
670	419

Won 13, Lost 6

1930-31 Coach Art Webb

24 Turner's Sports Shop	33
22 Rollins	32
41 Rollins	39
27 Florida Southern	24
16 Stetson	36
38 at Sebring Fireman	35
15 at Stetson	37
21 at Florida Southern	40
26 at Rollins	29
22 at Rollins	26
252	331

Won 3, Lost 7

1931-32 Coach Tom McCann

Team played independent teams and junior colleges.

Won 17, Lost 1

Won South Florida AAU title.

1938-39 Coach Hart Morris

38 Havana	34
46 Havana	40
48 Rollins	29
45 Rollins	49
52 at Rollins	39
28 at Rollins	42
37 at Mercer	56
19 at Georgia	41
24 Jewish Prog., Atlanta	39
35 at Albany, Ga. Blues	53
372	422

Won 4, Lost 6

1939-40 Coach Hart Morris

29 Stetson	33
27 Stetson	39
50 Rollins	51
25 Rollins	38
35 at North Carolina State	46
17 at Wake Forest	46
30 at Elon	58
23 at Florida	36
26 at Florida	53
39 at Tampa	31
43 at Florida Southern	42
49 at Rollins	56
50 at Rollins	49
43 at Stetson	48
37 at Stetson	46
37 at Florida Southern	30
30 *Eastern Air Lines	25
41 *Boynton	29
42 *Pi Chi	29
43 *Freshmen	39
716	824

Won 8, Lost 12
*-Gold Ball Tournament

1940-41 Coach Hart Morris

29 Stetson	46
41 Stetson	51
48 YMHA	39
55 Rollins	29
57 Rollins	41
57 at Florida Southern	43
44 at Rollins	35
40 at Stetson	45
40 at Stetson	35
41 Florida Southern	33
38 Florida Southern	50
35 Florida	38
50 Florida	62
45 *Pi Chi	27
50 *Shenandoah Presby.	36
37 *Freshmen	34
707	654

Won 10, Lost 6
*-Gold Ball Tournament

1941-42 Coach Hart Morris

33 Marshall	37
44 Jacksonville Navy	18
41 Florida Southern	21
41 Florida Southern	25
52 Alumni	32
31 at Florida	47
34 at Florida	37
41 at Florida Southern	34
42 at Stetson	47
34 at Stetson	42
38 Tampa	34
52 Tampa	38
25 at Jacksonville Navy	46
37 at Jacksonville Navy	44
37 Stetson	44
46 Stetson	36
628	570

Won 9, Lost 7

1945-46 Coach W.H. Steers

46 Coast Guard	45
43 Navy Rec. Barracks	46
19 7th Navy District	53
52 Coast Guard	45
40 Boca Raton AAF	55
31 Ft. Lauderdale NAS	32
41 Boca Raton AAF	48
46 Caribbean A.S.	41
45 Florida Southern	40
53 Florida Southern	47
44 at Tampa	23
54 at McDill Field	50
46 at Florida Southern	43
560	568

Won 8, Lost 5

1946-47 Coach Hart Morris

38 Florida Southern	25
37 Florida Southern	41
36 Florida	33
39 Florida	35
28 at Florida	42
28 at Florida	61
53 Tampa	27
52 Tampa	34
44 at Miami (Ohio)	60
61 at Morehead State	56
39 Tulane	60
46 Stetson	53
74 Stetson	50
61 at Boca Raton AAF	43
53 at Tampa	25
82 at Tampa	36
57 Cincinnati	54
55 at Florida Southern	43
61 at Florida Southern	43
69 Pensacola NAS	50
64 Pensacola NAS	36
54 at Stetson	41
44 at Stetson	38
68 Banana River AF	48
56 *City Coll. Charleston	52
55 *Tennessee Tech	51
46 *Western Kentucky	55
1400	1192

Won 20, Lost 7
*-SIAA Tournament



Yearly Results

1947-48 Coach Hart Morris

35 Tampa	47
58 Tampa	46
67 Florida	50
55 Florida	58
43 Pittsburgh	40
46 Pennsylvania	53
46 at Stetson	49
59 at Stetson	39
67 at McDill Field	48
60 at Tampa	55
86 at Tampa	67
50 at Florida Southern	59
52 at Florida Southern	43
36 Stetson	41
50 at Florida	72
52 at Florida	49
76 Florida Southern	44
59 Florida Southern	42
997	902

Won 11, Lost 7

1948-49 Coach Hart Morris

73 Checker Cab	33
69 Muffets	51
61 YMHA	46
59 South Carolina	40
65 South Carolina	64
58 Pittsburgh	52
48 Pittsburgh	80
37 Princeton	35
55 Princeton (2OT)	62
73 Havana	57
66 Havana	53
75 Florida	65
44 Florida	42
45 Western Kentucky	78
47 Western Kentucky	63
42 Maryland	43
58 Maryland	48
53 Stetson	42
68 at Florida Southern	47
68 at Florida Southern	57
81 at Stetson	46
70 at Stetson	58
74 Tampa	57
56 at Florida	90
60 at Florida	50
58 at Tampa	81
73 *Eastern Illinois	89
1633	1515

Won 19, Lost 8
*-N. A. I. B. Tournament
(Kansas City, MO)

1949-50 Coach Hart Morris

78 Muffets	37
53 Florida	60
64 South Carolina	54
57 South Carolina	56
82 Mississippi	67
55 Mississippi	43
64 Pennsylvania	62
53 Pennsylvania	51
76 Tampa	61
65 Stetson	58
53 North Carolina	55
51 North Carolina	66
69 Florida Southern	59
59 Florida Southern	49
61 Western Kentucky	65
61 Western Kentucky	78
55 at Tampa	67
88 at Stetson	61
82 at Stetson	63
70 Rollins	54
57 at Western Kentucky	79
47 at Western Kentucky	83
46 at Florida	66
1446	1393

Won 14, Lost 9

1950-51 Coach Hart Morris

58 at Rollins	59
64 at Florida Southern	61
68 Louisiana State	62
60 Teachers Coll. of CN	48
80 Florida State	61
61 Dartmouth	52
62 Yale	78
60 Louisville	73
79 Rollins	54
75 Tampa (OT)	77
47 at Western Kentucky	89
56 at Pittsburgh	81
47 at St. Joseph's (PA)	58
82 Stetson	55
64 Western Kentucky	68
71 Florida	78
84 La Salle	95
77 La Salle (OT)	75
79 Florida State	65
61 at Florida	71
78 at Stetson	66
74 at Tampa	94
1487	1520

Won 10, Lost 12

1951-52 Coach Hart Morris

90 Boca Chica	53
85 Key West Navy	55
68 Culver-Stockton	54
63 at Rollins	78
65 at Florida	69
70 Nebraska	60
68 Yale	70
64 Pennsylvania	89
53 Furman	55
106 Florida Southern	43
93 Florida State	56
88 Stetson	57
87 Tampa	61
74 Western Kentucky	102
67 Bowling Green	78
58 at Florida Southern	41
80 at Stetson	74
76 at Florida State	63
98 Rollins	61
76 Florida	68
87 at Tampa	78
70 *Florida State	73
1687	1438

Won 14, Lost 8
*-N. A. I. B. District Tournament
(DeLand, FL)

1952-53 Coach Dave Wike

83 Florida Southern	60
70 Miami Beach All-Stars	45
54 at Loyola (N.O.)	71
58 at Louisiana State	86
75 Florida	73
59 Columbia	65
79 Texas Tech	64
74 Louisville	84
82 Georgia Tech	60
93 Florida State	65
71 Stetson	70
65 Tampa	72
56 Western Kentucky	98
65 Murray State	69
56 at Florida	78
77 at Stetson	80
68 at Rollins	60
95 Rollins	69
84 at Tampa	86
75 at Florida State	81
64 at Eglin Field	66
1503	1502

Won 9, Lost 12

1953-54 Coach Dave Wike

85 Florida	75
88 Rio Grande	98
81 Ohio State	106
54 Pennsylvania	67
48 Brandeis	68
78 Florida State	61
52 at Florida	75
63 Stetson	85
57 Maryland	63
71 at Rollins	85
69 at Florida State	76
56 at Stetson	108
69 at Tampa	65
77 at Florida Southern (2OT)	70
67 Tampa	59
1015	1161

Won 5, Lost 10

1954-55 Coach Bruce Hale

58 Florida Southern	44
61 Florida	70
80 *Tennessee	89
80 *Washington and Lee	75
66 at Florida State	71
67 New York University	74
74 Furman	91
93 Rollins	76
73 Miami (Ohio)	75
68 at Florida	80
103 Tampa	76
84 Georgetown	81
77 South Carolina	83
72 Pittsburgh	78
77 at Rollins	69
85 at Stetson	89
73 at Florida Southern	71
105 at Tampa	89
79 Stetson	77
80 Florida State	86
1555	1544

Won 9, Lost 11
*-Blue Gray Tournament
(Montgomery, AL)

1955-56 Coach Bruce Hale

92 Florida Southern	80
96 Tampa	59
61 at Mississippi So.	63
83 at Loyola (N.O.)	82
71 at Spring Hill College	79
69 Florida	74
80 Bradley	73
92 Yale	90
86 *Tulane	75
78 *West Virginia	83
71 $Memphis State	79
96 $Clemson	98
76 at Florida State	78
89 Mississippi College	84
85 at Florida	87
85 Stetson	79
86 Rollins	72
77 Houston	95
82 Kentucky Wesleyan	86
77 Xavier	75
84 at Stetson	91
89 at Rollins	82
91 at Florida Southern	90
94 at Tampa	74
89 Morehead State	102
91 Florida State	85
2170	2115

Won 14, Lost 12
*-Orange Bowl Classic
(Miami, FL)
$-Senior Bowl Classic
(Mobile, AL)



Senior Rafael Berumen was the Hurricanes' top scorer off the bench last season.

Yearly Results

1956-57
Coach Bruce Hale

84 Florida Southern	69
75 Kentucky	114
48 at Dayton	87
68 at Toledo	67
80 at Akron	106
97 Tampa	84
65 Florida	89
86 Texas A&M	80
67 Houston	63
70 *Connecticut	74
76 *Valparaiso	81
80 *Seton Hall	92
66 Colorado	73
89 Stetson	81
63 at Florida	98
85 at Florida State	77
63 Rollins	51
100 Kentucky Wesleyan	95
60 Louisville	89
75 Spring Hill	84
93 at Stetson	95
93 at Rollins	86
85 at Florida Southern	95
78 at Tampa	77
85 Mississippi Southern	78
98 Florida State	82
2029	2167

Won 13, Lost 13
*-Orange Bowl Classic (Miami, FL)

1957-58
Coach Bruce Hale

89 Jacksonville	87
69 Tampa	67
62 Loyola (N.O.)	76
73 at Louisiana State	65
64 *Mississippi State	66
59 *Texas Christian	82
96 at Kentucky Wesleyan	78
64 Florida	73
103 Stetson	80
90 Rollins	71
70 at Florida	75
72 at Jacksonville	86
70 at Florida State	71
89 Loyola (N.O.)	82
68 at Rollins	72
90 at Tampa	84
84 at Florida Southern	69
92 Army	82
83 Oklahoma City	66
92 at Stetson	85
76 Florida Southern	58
86 Florida State	66
1741	1641

Won 14, Lost 8
*-Montgomery Classic

1958-59
Coach Bruce Hale

104 Rollins	87
113 Tampa	71
107 Florida Southern	80
65 $Pittsburgh	69
61 $Clemson	66
92 Florida	82
85 %Florida State	79
77 %The Citadel	93
94 *Tulane	72
87 *Miami (Ohio) (OT)	89
97 Toronto	55
70 at Florida	85
64 at Jacksonville	62
69 at Florida State	93
69 Kentucky Wesleyan	64
109 Western Kentucky	95
79 at Florida Southern	76
86 at Tampa	84
97 at Stetson	110
84 at Rollins	81
95 Jacksonville	93
93 Loyola (N.O.)	84
99 Stetson	81
102 Morehead State	85
92 Florida State	85
2190	2029

Won 18, Lost 7
*-Hurricane Classic
$-Steel Bowl Classic
(Pittsburgh, PA)
%-The Citadel Invitational

1959-60
Coach Bruce Hale

110 Rollins	86
106 Jacksonville	98
98 Tampa	65
72 at Houston	63
77 at Centenary	84
86 at Loyola (N.O.)	70
92 Murray State	80
79 Florida	77
83 at Miami (Ohio)	78
110 *Brigham Young	93
87 *Xavier	69
107 South Carolina (OT)	106
69 at Iona	67
78 at Jacksonville (OT)	70
70 at Florida	65
93 at Florida State	91
79 Houston	88
97 Oklahoma City	84
90 at Rollins	79
74 at Tampa	73
94 at Stetson	86
88 at Florida Southern	71
72 Stetson	73
121 Florida Southern	85
104 Kentucky Wesleyan	95
107 Florida State	89
84 $Western Kentucky	107
2427	2192

Won 23, Lost 4
*-Hurricane Classic
$-NCAA Tournament
(Memorial Coliseum,
Lexington, KY)

1960-61
Coach Bruce Hale

80 at Rollins	62
93 Tampa	64
65 at Santa Clara	66
68 at San Francisco	56
80 at Brigham Young	112
87 Florida Southern	54
93 Florida	74
82 *Army	75
77 *Holy Cross	71
102 Miami (Ohio) (2OT)	100
74 at La Salle	88
73 at Florida	81
93 at Jacksonville (OT)	84
78 at Florida State	89
89 Houston	78
86 Centenary	74
71 Louisville	69
103 Rollins	75
68 at Stetson	76
92 at Florida Southern	80
65 Loyola (N.O.)	61
91 Stetson	84
108 at Tampa	99
96 Jacksonville	80
85 Morehead State	70
75 Florida State	73
56 $St. Louis	58
2230	2036

Won 20, Lost 7
*-Hurricane Classic
$-National Invitational Tournament
(Madison Square Garden)

1961-62
Coach Bruce Hale

93 Jacksonville	80
81 at Morehead State	107
59 at Louisville	77
69 at Murray State	67
96 Florida Southern	67
66 Florida	61
83 *Miami (Ohio)	73
67 *Temple	85
80 Rhode Island	70
113 Oklahoma City (OT)	118
90 at Jacksonville	89
62 at Florida	74
60 at Florida State	65
68 Maryland	71
61 La Salle	73
95 at Tampa	113
89 at Rollins	67
79 at Stetson	70
82 at Florida Southern	73
69 Houston	80
70 Loyola (N.O.)	113
86 Stetson	78
96 Tampa	81
92 Rollins	54
83 Tulsa	66
80 Florida State	83
2069	2045

Won 14, Lost 12
*-Hurricane Classic

1962-63
Coach Bruce Hale

91 Florida (OT)	87
72 at Boston College	69
88 at Rhode Island	80
82 at Providence	75
116 Florida Southern	93
71 Duke	69
94 *Cornell	85
86 *Pittsburgh	85
67 at St. John's	59
76 at La Salle	78
103 at Jacksonville	91
86 at Florida	77
74 at Florida State (OT)	77
99 St. Peter's	75
71 Houston	70
78 at Tampa	76
120 at Rollins	72
64 at Stetson	66
99 at Florida Southern	83
112 Jacksonville	105
112 Louisville	84
114 Rollins	75
77 Loyola (N. O.)	84
112 Tampa	91
99 Florida State	70
75 Stetson	60
71 $St. Francis (NY)	70
96 $Providence	106
2509	2201

Won 23, Lost 5
*-Hurricane Classic
$-National Invitational Tournament
(Madison Square Garden)



Yearly Results

1963-64
Coach Bruce Hale

101 Tampa	95
95 Florida	79
77 at Santa Clara	86
101 at St. Mary's (CA)	86
81 at Nevada (OT)	78
95 San Francisco	83
108 Rollins	90
79 *Army	71
85 *Syracuse (OT)	86
105 Rhode Island	88
97 at Jacksonville	92
91 at Florida	114
78 at Florida State	80
78 Memphis State	69
121 La Salle	99
127 at Rollins	85
134 at Tampa	104
81 at Stetson	75
85 at Florida Southern	78
117 Jacksonville	92
94 Creighton	124
83 at Houston	93
97 at Loyola (N.O.) (OT)	90
120 Florida Southern	79
87 Stetson	70
82 Florida State	80
76 $St. Joseph's (PA)	86
2575	2352

Won 20, Lost 7
*-Hurricane Classic
$-National Invitational Tournament
(Madison Square Garden)

1964-65
Coach Bruce Hale

136 at Tampa	119
99 $Duquesne	95
85 $Pittsburgh	71
86 at La Salle	90
74 at Niagara	67
77 St. John's	79
89 St. Mary's (CA)	77
67 Florida	58
86 *Yale	71
80 *Maryland	73
86 at Jacksonville	82
66 at Florida State	67
124 Florida Southern	93
127 Jacksonville	99
69 at Florida	86
128 at Rollins	92
115 Oklahoma City	92
100 Miami (Ohio)	85
86 at Stetson	84
94 at Florida Southern	82
141 Tampa	110
115 Loyola (N.O.)	86
95 Stetson	84
103 Houston	91
148 Rollins	79
82 Florida State	75
2558	2190

Won 22, Lost 4
*-Hurricane Classic
$-Steel Bowl (Pittsburgh, PA)

1965-66
Coach Bruce Hale

120 Tampa	91
66 Florida	77
74 at Santa Clara	78
89 at San Francisco	105
79 at Nevada	89
105 Ohio University	100
81 *Boston	60
84 *Louisville (OT)	85
88 Utah	87
62 at Florida State	78
69 at Jacksonville	71
66 at Florida	111
89 Florida Southern	66
89 at Stetson	78
101 at Florida Southern	80
83 at Tampa	71
88 William and Mary	66
91 Creighton	81
80 Virginia	75
117 Jacksonville	104
72 at Memphis State	86
96 at Houston	111
76 at Loyola (N.O.)	89
86 Stetson	77
112 Florida State	90
108 La Salle	102
2271	2208

Won 15, Lost 11
*-Hurricane Classic

1966-67
Coach Bruce Hale

72 at Tampa	63
88 Florida	113
82 at La Salle	99
86 at Mount St. Mary's	83
80 at Virginia	78
64 $Clemson	73
87 $Auburn	73
82 *Pennsylvania	78
89 *Western Kentucky	94
75 at Jacksonville	70
60 at Florida State	61
111 Oklahoma City	109
106 Jacksonville	86
97 Tampa	86
102 Florida Southern	73
53 at Stetson	56
55 at Florida Southern	49
88 Memphis State	63
57 at Florida	73
68 Loyola (N.O.)	66
95 Stetson	84
86 Houston	105
79 Dayton	80
70 at St. John's	97
84 at Georgia Tech	90
110 Florida State	90
2126	2091

Won 15, Lost 11
*-Hurricane Classic
$-Volunteer Classic

1967-68
Coach Ron Godfrey

54 at Washington	96
80 at Washington	81
77 at St. Mary's (CA)	70
102 at Hawaii	83
76 at Hawaii	110
104 Tampa	103
93 Eastern Kentucky	87
72 Brown	71
100 *Dartmouth	81
102 *New York University	91
84 La Salle	92
100 Pittsburgh	84
76 at Tampa	78
93 at Florida State	122
72 at Jacksonville	67
76 Jacksonville	75
72 at Stetson	67
94 at Florida Southern	76
93 Maryland	73
60 at Dayton	98
88 at Tulane	99
108 Florida A&M	98
44 at Memphis State	67
64 at Houston	106
84 at Loyola (N.O.)	86
88 Stetson	71
106 Creighton	93
96 Florida State	84
2368	2419

Won 17, Lost 11
*-Hurricane Classic

1968-69
Coach Ron Godfrey

84 *Florida State	111
62 *Florida	111
71 at La Salle	96
72 at Alabama	85
77 +Yale	71
92 +Maryland	85
72 #Pittsburgh	70
76 #Illinois	86
89 Bucknell	84
61 at Tampa	62
81 at Florida State	86
94 at Jacksonville	87
79 Tulane	90
87 at Florida Southern	83
98 at Stetson	90
84 Hawaii	82
92 Morehead State (OT)	91
83 Stetson	87
94 Florida A&M	91
89 Loyola (N.O.)	80
95 Tampa	79
74 Miami (Ohio)	68
95 Jacksonville	86
86 Florida State (OT)	89
1985	2048

Won 14, Lost 10
#-Hurricane Classic
*-Sunshine State Classic
+-Marshall Tournament

1969-70
Coach Ron Godfrey

81 Oregon State	86
62 Biscayne	60
85 $Pittsburgh	67
88 $Duquesne	94
69 at UCLA	127
90 at Pepperdine (OT)	93
91 St. Mary's (CA)	84
69 *Seton Hall	76
74 *Ohio University	99
93 Bucknell	88
105 Rhode Island	95
63 at Florida State	114
87 at Jacksonville	121
94 Centenary	78
103 at Florida Southern	92
88 at Stetson	116
90 at Tulane	105
84 at Loyola (N.O.)	98
118 Florida A&M	111
86 at Centenary	107
98 at Houston	118
103 La Salle	96
86 Stetson	95
90 Oklahoma City	91
96 Florida State	112
97 Jacksonville	108
2290	2521

Won 9, Lost 17
*-Hurricane Classic
$-Steel Bowl (Pittsburgh, PA)

1970-71
Coach Ron Godfrey

74 Lehigh	67
77 at La Salle	97
77 at Dayton	91
58 *Nebraska	85
91 *Oklahoma City (OT)	94
83 Fordham	85
77 at Maryland	111
90 Oklahoma City	87
89 Seton Hall	81
106 at Florida State	114
82 at Jacksonville	124
78 Lafayette	75
74 Tulane	71
75 at Oklahoma City	88
84 at Creighton	104
95 at Florida Southern (OT)	96
74 at Stetson	90
75 Morehead State	76
88 Loyola (N.O.)	107
76 Stetson	91
81 at George Washington	83
82 at American University	93
93 Houston	99
89 Marshall	88
100 Florida State	94
75 Jacksonville	94
2143	2373

Won 7, Lost 19
*-Husker Classic (Lincoln, NE)

1971-85
No team

1985-86
Coach Bill Foster

85 The Citadel	77
82 *Georgia State	72
81 *Georgia	78
66 at Wisconsin	88
67 at Wisconsin-Green Bay	63
64 Florida	81
81 Rider	58
64 at UCLA	109
61 #Brown	62
79 #Manhattan	61
47 Fairfield	56
70 Hofstra	63
57 at New Orleans	64
71 Towson State	66
74 Arizona (OT)	81
83 Florida State	75
71 Baptist	60
53 at Florida	75
102 %Brooklyn College	93
72 at Florida State	90
68 at Dayton	79
77 MD.-Eastern Shore	55
75 New Orleans	85
82 at Duke	104
73 Notre Dame	126
73 American University	64
66 Hartford	62
62 at Marquette	84
2006	2131

Won 14, Lost 14
*-AMI Classic (Miami, FL)
#-Orange Bowl-Budweiser Tournament
%-at West Palm Beach Auditorium

1986-87
Coach Bill Foster

64 *Central Florida	54
61 *Penn State	74
77 at North Carolina	122
54 Wisconsin	65
55 Winthrop	63
86 Dartmouth	88
67 Duke	74
78 #Yale (OT)	75
71 #Stanford	58
45 Wisconsin-Green Bay	62
85 St. Francis (PA)	82
74 +PR-Bayamon	54
111 +PR-Rio Piedras	64
66 +Radford	62
88 MD.-Eastern Shore	66
47 at Kansas	82
88 Providence	92
91 Marquette (OT)	89
78 at New Mexico	87
83 at San Diego State (OT)	82
63 Florida State	57
62 Navy	78
70 %Fairleigh Dickinson	73
78 Dayton	92
97 Armstrong State	47
102 Florida International	81
60 at Florida	99
84 at Florida State	108
115 Coppin State	76
49 Notre Dame	65
83 Brooklyn College	64
2332	2335

Won 15, Lost 16
*-AMI Classic (Miami, FL)
#-Palm Beach Hurricane Classic
+-Puerto Rico Tournament
%-at Meadowlands Arena
(E. Rutherford, NJ)

Yearly Results

1987-88 Coach Bill Foster

76	*Michigan	109
84	*Duquesne	73
77	*Alaska-Anchorage	78
96	-Colgate	68
63	-South Carolina	76
71	St. Thomas	47
85	Texas	56
110	Alabama State	107
104	#American University	70
82	#Purdue	110
78	Georgetown	82
81	Fairleigh Dickinson	68
69	at Duke	107
62	Winthrop	60
75	MD.-Baltimore County	56
51	at Marquette	65
64	Coppin State	54
80	South Florida	75
83	at Providence	77
79	$Marist (OT)	76
62	Monmouth (OT)	64
49	San Diego State	56
86	at Brigham Young	99
73	Florida	83
62	Marist	73
96	at Va. Commonwealth	93
82	DePaul	101
92	at South Florida	71
100	Central Florida	80
89	at Dayton	90
92	Florida International	76
2400		2453

Won 17, Lost 14
*-Great Alaska Shootout
(Anchorage, AK)
-City of Miami Classic
#-Eastern Airlines
Palm Beach Classic
$-at Madison Square Garden

1988-89 Coach Bill Foster

108	MD.-Eastern Shore	80
108	Oral Roberts	103
66	UCLA	91
88	Bethune-Cookman	72
102	Duke	117
102	Long Island University	66
81	at Florida	101
71	*St. Louis	86
83	*Eastern Illinois	68
77	*Old Dominion	76
102	#Pennsylvania	69
81	#Wichita State	59
99	at Rutgers (OT)	94
79	at Georgetown	112
77	Va. Commonwealth	87
87	Kansas	86
59	at Stanford	93
91	Providence	106
106	Marquette	90
93	New Mexico	110
107	Brigham Young	86
106	South Florida (2OT)	104
111	Tennessee Tech	101
79	at DePaul	87
79	%Florida Atlantic	74
85	at South Florida	78
104	at Texas	123
92	at Oral Roberts	99
90	Davidson	78
107	Savannah State	98
89	Florida International	82
2809		2778

Won 19, Lost 12
*-Chaminade Classic
(Honolulu, HI)
#-Eastern Airlines
Palm Beach Classic
%-at West Palm Beach Auditorium

1989-90 Coach Bill Foster

91	MD.-Baltimore County	74
77	Baptist	67
87	Dayton	82
81	Alabama State	98
53	at Arizona	83
59	#Lehigh	83
60	#Boston College	69
101	at George Mason (OT)	91
77	at South Florida	93
73	Kansas	100
94	Brooklyn College	61
67	at Washington	83
101	Florida State (2OT)	97
58	Arizona State	62
60	at Notre Dame	107
48	at DePaul	76
53	Mercer	47
74	at North Carolina	87
72	at Davidson	64
49	DePaul	66
62	Central Conn. State	40
73	at Florida State	92
62	Florida	59
67	at Providence	101
81	South Florida	73
58	Hartford	62
93	Tulane	60
83	Florida International	55
2014		2132

Won 13, Lost 15
#-Eastern Airlines
Palm Beach Classic

1990-91 Coach Leonard Hamilton

91	George Mason	97
67	at Penn State	93
71	at Southern California	92
71	at South Florida	79
60	Georgia	78
72	Dartmouth	60
88	at Southern Methodist (2OT)	93
99	#Miami (Ohio) (2OT)	101
74	#Mississippi State	67
60	at Florida	62
79	at St. Joseph's (PA)	92
67	at West Virginia	71
99	Lehigh	67
52	Notre Dame	60
57	Lafayette	73
60	at Kansas	73
72	at Memphis State	80
57	Penn State	69
66	at Wake Forest	72
79	Northeastern	63
79	Davidson	67
87	St. Joseph's (PA)	64
73	Virginia Commonwealth	58
82	Memphis State (OT)	83
53	DePaul	66
67	South Florida	58
87	Florida International	65
58	at DePaul	75
2027		2078

Won 9, Lost 19
#-Eastern Airlines
Palm Beach Classic

1991-92 Coach Leonard Hamilton

80	Barry	67
83	Florida Atlantic	53
62	^Maine	57
61	^Eastern Kentucky	66
72	^Tennessee	60
55	Howard	64
60	Southern Methodist	69
57	at Arizona State	62
70	#Marshall	55
64	#George Washington	78
62	*at Connecticut	85
69	*at St. John's	83
52	*at Seton Hall	64
57	*at Syracuse	73
45	*St. John's	42
58	*Connecticut	77
50	*Boston College	51
40	*at Georgetown	60
52	*at Pittsburgh	82
62	at Davidson	66
55	*Pittsburgh	77
51	*Providence	73
58	*Georgetown	75
50	*at Villanova	74
49	*at Boston College	55
50	*Villanova	61
63	*Syracuse	68
68	Florida International	63
82	*Seton Hall (OT)	90
57	*at Providence	62
83	$Pittsburgh	71
64	$Georgetown	77
1941		2160

Won 8, Lost 24 (1-17 BIG EAST)
^-San Juan Shootout
(San Juan, Puerto Rico)
#-Palm Beach Classic
*-BIG EAST Regular Season games
$-BIG EAST Tournament
(Madison Square Garden)

James Jones (6.3 rpg) and Darius Rice (5.9 rpg) are the Hurricanes' top-2 returning rebounders from last season.



Yearly Results

1992-93 Coach Leonard Hamilton

64	Florida International	72
57	Southwest Texas State	60
56	*at Seton Hall	65
81	Barry	64
84	Florida Atlantic	61
67	at Georgia	69
66	Southern California	86
73	UNC-Wilmington	88
80	*Georgetown	69
78	*at Pittsburgh	85
81	*at Syracuse	89
74	*at St. John's	78
75	*Providence	66
84	*Pittsburgh	86
80	*Connecticut	65
69	*at Villanova	82
78	Bethune-Cookman	54
81	*Syracuse	74
75	*Boston College	71
72	*at Connecticut	88
60	*at Providence	75
82	*St. John's	77
73	*Seton Hall	85
58	*at Boston College	70
64	*at Georgetown	82
77	*Villanova	76
40	$Georgetown	67
1929		2004

Won 10, Lost 17 (7-11 BIG EAST)
*-BIG EAST Regular Season games
$-BIG EAST Tournament
(Madison Square Garden)

1993-94 Coach Leonard Hamilton

85	Florida Atlantic	53
82	UNC-Asheville	60
91	Florida A&M	47
47	*Georgetown	61
82	Bethune-Cookman	54
73	Sam Houston State	58
63	at Buffalo	57
52	*at Syracuse	81
55	Wagner	57
79	at Florida Atlantic	62
59	*at Providence	81
55	*at Pittsburgh	83
49	*at Boston College	69
63	*St. John's	75
48	*Seton Hall	77
40	*at Georgetown	77
71	*Pittsburgh	80
57	*at Connecticut	73
63	*at St. John's	78
58	*Villanova	77
63	*Boston College	79
63	*at Seton Hall	85
49	*Connecticut	74
60	*Providence	88
69	*Syracuse	71
63	*at Villanova	83
51	$Seton Hall	69
1690		1909

Won 7, Lost 20 (0-18 BIG EAST)
*-BIG EAST Regular Season games
$-BIG EAST Tournament
(Madison Square Garden)

1994-95 Coach Leonard Hamilton

66	Northeastern Illinois	48
76	Florida Atlantic	59
66	Robert Morris	51
65	*Syracuse	83
67	Florida A&M	53
55	at Clemson	75
55	+UNLV	56
55	Fordham	43
54	*at Seton Hall	72
64	*at Georgetown	71
82	*at St. John's	79
81	*at Providence	75
69	*Boston College	68
62	*Villanova	92
51	*at Syracuse	76
57	*at Connecticut	82
67	*Georgetown	61
63	*at Villanova	73
69	*Providence	63
71	*St. John's	69
61	*at Pittsburgh	67
61	*Seton Hall	57
77	*at Boston College (OT)	71
76	*Pittsburgh (OT)	68
80	at Florida Atlantic	70
67	*Connecticut	75
58	$Georgetown	69
56	#at Penn State	62
1831		1888

Won 15, Lost 13 (9-9 BIG EAST)
+-Orange Bowl Classic
(Miami Arena)
*-BIG EAST Regular Season games
$-BIG EAST Tournament
(Madison Square Garden)
#-National Invitational Tournament
(Rec Hall, University Park, PA)

1995-96 Coach Leonard Hamilton

81	Northeastern Illinois	58
76	at Florida Atlantic	56
80	*Seton Hall	70
68	*Villanova	70
77	Florida A&M	53
81	Winthrop	56
61	Florida Atlantic	51
52	Clemson (OT)	66
55	+Tennessee	57
69	Columbia	62
75	*Syracuse	66
52	*at Connecticut	73
63	*at Seton Hall	66
67	*at Georgetown	72
66	*Pittsburgh	57
72	*Notre Dame	64
62	*at Villanova	90
51	*at Syracuse	72
68	*West Virginia	65
58	*Boston College	62
54	*at Providence	77
69	*at West Virginia	72
96	*S. John's (2OT)	91
55	*at Rutgers	71
71	*at Notre Dame	59
66	*Providence	59
77	$Rutgers	67
62	$Georgetown	92
1883		1873

Won 15, Lost 13 (8-10 BIG EAST)
+-Orange Bowl Classic
(Miami Arena)
*-BIG EAST Regular Season games
$-BIG EAST Tournament
(Madison Square Garden)

1996-97 Coach Leonard Hamilton

78	Buffalo	61
83	Florida Atlantic	74
43	at UNLV	55
57	*St. John's	61
67	*Syracuse	63
74	Hartford	58
74	Jacksonville	57
65	at Tennessee	78
61	+DePaul	45
68	Lehigh	32
62	*at Boston College	65
69	*at Georgetown	67
72	*at Pittsburgh	76
61	*at Villanova	59
71	*Providence	69
68	*Georgetown (OT)	65
69	*Connecticut	46
59	*at Rutgers	60
78	*Pittsburgh	63
53	*Rutgers	50
61	*at Seton Hall	51
52	*at Connecticut	72
57	*Boston College	59
73	*at St. John's	77
60	*at Notre Dame	69
54	*West Virginia	82
76	$St. John's (OT)	68
59	$Georgetown	63
63	#Michigan	76
1887		1821

Won 16, Lost 13 (9-9 BIG EAST)
+-Orange Bowl Classic
(Miami Arena)
*-BIG EAST Regular Season games
$-BIG EAST Tournament
(Madison Square Garden)
#-National Invitational Tournament
(Crisler Arena, Ann Arbor, MI)

Miami has been nationally ranked in field goal percentage defense in five of the last six seasons including a No. 1 national ranking in 1997-98.



Yearly Results

1997-98 Coach Leonard Hamilton	
73 at Southern Illinois	61
69 Florida Atlantic	47
89 UNC Charlotte	72
86 Eastern Kentucky	64
74 at Jacksonville	70
63 *Rutgers	55
66 *Georgetown	56
80 Georgia State	64
65 at Memphis	57
61 +Georgia Tech	69
78 *at Seton Hall	65
73 *at Pittsburgh	65
76 *Connecticut	67
84 *at West Virginia	98
64 *at St. John's	73
67 *at Syracuse	85
78 *Villanova	63
67 *at Boston College	57
75 *at Villanova	78
64 *Providence	54
63 *Syracuse	72
66 *Notre Dame	57
57 *at Providence	59
65 *at Notre Dame	59
71 *Seton Hall	76
70 *West Virginia	66
56 $Georgetown	62
62 #UCLA	65
1962	1836

Won 18, Lost 10 (11-7 BIG EAST)
+ - HIP Orange Bowl Classic (Miami Arena)
* - BIG EAST Regular Season games
$ - BIG EAST Tournament (Madison Square Garden, New York, NY)
# - NCAA South Regional First Round (Georgia Dome, Atlanta, GA)

1998-99 Coach Leonard Hamilton	
97 at Florida Atlantic	73
59 at UNC Charlotte	66
78 Northern Iowa	69
65 at Kentucky	74
77 *Boston College	64
66 Central Florida	56
76 at Georgia State	55
80 Memphis	64
72 &Ohio State	64
64 *at Georgetown	63
84 *St. John's	79
68 *Notre Dame	71
74 *at Rutgers (ESPN2)	62
64 *at West Virginia	55
68 *Connecticut (OT)	70
75 *at Boston College	67
77 *Seton Hall	71
54 *at Pittsburgh	60
73 *at St. John's	70
71 *Georgetown	58
76 *at Syracuse (ESPN)	63
69 *at Providence	65
103 *Villanova	82
73 *at Connecticut (CBS)	71
85 *Pittsburgh	52
68 *Rutgers	63
65 $Georgetown	54
59 $St. John's	62
75 % Lafayette	54
63 % Purdue	73
1508	1950

Won 23, Lost 7 (15-3 BIG EAST)
& - HIP Health Plan Orange Bowl Basketball Classic (National Car Rental Center, Sunrise, FL)
* - BIG EAST Conference game
$ - BIG EAST Tournament (Madison Square Garden, New York, NY)
% - NCAA East Regional (FleetCenter, Boston, MA)

1999-00 Coach Leonard Hamilton	
81 at Central Florida	54
67 Monmouth	46
102 Bethune-Cookman	75
72 at Memphis	82
65 UNC Charlotte	75
97 Hartford	61
68 & North Carolina	78
60 ^ Louisiana-Lafayette	66
68 ^ Detroit-Mercy	64
78 ^ Illinois State	87
89 Florida Atlantic	52
80 Quinnipiac	66
66 *West Virginia	58
55 *Syracuse	67
71 *at Seton Hall	64
61 *at Georgetown	65
67 *at Villanova	66
62 *Boston College	54
63 *at Notre Dame	49
57 Kentucky	60
64 *Pittsburgh	60
58 *at Rutgers	52
77 *Georgetown	55
45 *Providence	47
63 *at Connecticut	57
68 *at West Virginia	50
55 *Notre Dame	52
74 *at Pittsburgh	66
74 *St. John's (OT)	70
61 $ Notre Dame	58
57 $ St. John's	58
75 # Arkansas	71
75 # Ohio State	62
71 + Tulsa	80
2346	2127

Won 23, Lost 11 (13-3 BIG EAST)
&- HIP Health Plan Orange Bowl Basketball Classic (National Car Rental Center, Sunrise, FL)
*- BIG EAST Conference game
^ - San Juan Shootout (San Juan, PR)
$ BIG EAST Tournament (Madison Square Garden, New York, NY)
# - NCAA South Regional, First and Second Rounds (Nashville, TN)
+ - NCAA Regional Semifinal (Austin, TX)

2000-01 Coach Perry Clark	
76 at Florida Atlantic	59
65 Columbia	41
92 Northeastern	86
63 at UNC-Charlotte	95
45 at North Carolina	67
83 Central Florida	72
64 &Nebraska	72
83 Eastern Illinois	73
66 Memphis	57
71 Lehigh	52
70 Tennessee-Martin	54
62 *at Pittsburgh	51
72 *Boston College	73
74 *at Virginia Tech	85
73 *at Boston College	82
78 *at Providence	64
77 *Connecticut	74
63 *at St. John's	67
70 *Providence	80
72 *Seton Hall	66
86 *Virginia Tech	61
79 *St. John's	85
68 *at Syracuse	57
80 *at Villanova	62
53 *at Connecticut	60
66 *West Virginia	73
65 *Villanova	53
69 $Pittsburgh	78
58 ^Auburn	60
2039	1963

Won 16, Lost 13 (8-8 BIG EAST)
* - BIG EAST Conference game
& - Orange Bowl Basketball Classic (Sunrise, FL)
& - BIG EAST Tournament (Madison Square Garden, New York, NY)
^ - NIT First Round (Auburn, AL)

2001-02 Coach Perry Clark	
93 ^vs Eastern Michigan	56
81 ^vs UAB	79
67 ^vs Clemson	65
79 Lafayette	69
74 Florida Atlantic	48
87 Howard	71
77 Florida International	59
64 at Texas A&M	55
58 #Indiana	53
90 Florida A&M	62
64 Charlotte	56
68 &vs LSU	61
71 St. Francis (PA)	48
79 *at Georgetown	71
75 *at Connecticut	76
60 *at St. John's	71
77 *at Virginia Tech	68
76 *Pittsburgh (OT)	69
102 *Providence (2OT)	96
76 *Villanova	58
65 *Boston College	70
68 *Connecticut	66
65 *at Villanova	56
63 *at Boston College	76
79 *St. John's	56
61 *at Rutgers	64
77 *Notre Dame	90
81 *at Providence	65
83 *Virginia Tech	77
84 !vs Georgetown (OT)	76
71 !vs Pittsburgh	76
80 $vs Missouri	93
2395	2156

Won 24, Lost 8 (10-6 BIG EAST)
^ - Virgin Islands Paradise Jam, St. Thomas, VI
# - Orange Bowl Basketball Classic, Miami, FL
& - Sugar Bowl Basketball Classic, New Orleans, LA
! - ConAgra Foods BIG EAST Championship, New York, NY
$ - NCAA Championships, Albuquerque, NM
* - BIG EAST Conference Game



Junior Danny Marakovits recorded his career-high in points against Florida Atlantic last season.



Covering the Hurricanes

Sports Information

The offices are located in the Hecht Athletic Center at 5821 San Amaro Drive on the Coral Gables Campus. The Knight Sports Complex, headquarters for UM basketball practice, is located next to the Hecht Center. A media workroom is available in the UM SID office.

Mailing Address

University of Miami • Sports Information Dept.
P.O. Box 248167 • Coral Gables, FL 33124

Street Address

University of Miami • Sports Information Dept.
5821 San Amaro Drive • Coral Gables, FL 33146
OFFICE PHONE: (305) 284-3244
FAX PHONE: (305) 284-2807

Staff

Mark Pray
Assistant Athletic Director for Communications
(305) 324-0199 - Home

Sam Henderson
Assistant SID - Men's Basketball
(305) 412-8364 - Home

Kiersten Coleman
Assistant SID - Women's Basketball
(305) 666-4970 - Home

Joe Hornstein
Assistant SID - Baseball
(305) 598-2583 - Home

Doug Walker
SID - Football
(305) 598-8527 - Home

Etta Schaller
Publications Coordinator

Carol Recicar
Administrative Assistant

Interview Policy

All interviews with UM players and coaches should be scheduled through the Sports Information Office. The best time to reach Coach Clark is between 10-11 a.m. on weekdays. Players and coaches are available for interviews post-practice. Pre-practice interviews will be available on a limited basis. THERE WILL BE NO PLAYER INTERVIEWS ON GAME DAYS.

Post-Game Interviews

Miami players and Head Coach Perry Clark will retire to the locker room immediately following each game for a 10-minute cooling off period. Following the meeting, Coach Clark will be interviewed by WQAM Radio prior to addressing the media in the media interview room. Once Coach Clark exits the locker room it will open to the media. Following his post-game radio show, Coach Clark and select Hurricane players will address the media in the interview room. Once Clark has concluded his post-game press conference he will return to the UM locker room to address the team. At that time the locker room will be closed.

Members of the media requiring specific players are instructed to inform a UM SID representative of their request.

Photographers

NCAA rules limit the shooting access areas to BEHIND THE BASELINES ONLY. NO PHOTOGRAPHERS WILL BE PERMITTED TO SHOOT ALONG THE SIDELINE OR BENCH AREAS. Photo requests should be made at least two weeks in advance to Carol Recicar in the UM SID office. Photographers desiring to use strobe lighting must notify the SID office when making their credential request.

Press Credentials

Credentials for UM home games are to be used by the working media only and should be requested in writing on letterhead stationery at least two weeks in advance. Please direct all requests to Carol Recicar at the UM Sports Information Office.

Telephones

It is recommended that media with deadline concerns order phone lines. For lines at Miami Arena call BellSouth at 1-800-753-0115. The street address of the Miami Arena is: 721 N.W. 1st Avenue, Miami, FL 33136.

For phone lines at the Convocation Center contact David Touhey or Patrick McGrew at Global Spectrum at 305-284-6456. Media who order lines are reminded to bring telephones with them to the arena.

Parking

Media members who desire parking at the Miami Arena can purchase individual game passes for $6. Parking passes are sold through the UM Hecht Athletic Center Ticket Office. Contact the UM Sports Information Office at 305-284-3244 regarding parking at the Convocation Center.

Statistics/Services

Complete game statistics including play-by-play and shot charts will be available at all UM home games. In-game statistics are available to radio and television announcers via television monitors on press row. A meal is served approximately 90 minutes prior to tipoff and at halftime.

Practice Attendance

Working media may attend the first 30 and last 15 minutes of practice upon request. Local and out-of-town media who plan to attend should first check in at the SID Office. THE UM LOCKER ROOM, DORMS, WEIGHT ROOM AND TRAINING ROOM ARE OFF LIMITS TO THE MEDIA.

Tickets

Contact the UM Ticket Office at 1-800-GO-CANES or (305) 284-CANES to order game tickets.

Web Site

The lastest information on the Hurricanes can be found on the Athletic Department web site at www.hurricanesports.com.

Videotape Highlights

Requests for videotaped highlights can be made through Accord Productions at 305-826-1245.



Mark Pray
Assistant Athletic Director for Communications

Mark Pray is in his second year as Assistant Athletic Director for Communications at the University of Miami. Pray oversees the athletic department's sports media relations efforts, as well as serving as the primary liaison with the department's broadcast partners.

Pray came to Miami in May, 2001, after serving four years as Director of Media Relations for the WNBA (Women's National Basketball Association) and most recently as Director of Communications Projects for the NBA. In 1988, Pray was named as the first Director of Media Relations for the Miami Heat, a position he held until being promoted to Vice President for Communications in 1995. In his capacity as Vice President for Communications, Pray oversaw the Heat's media relations, community relations and broadcast departments.

Pray received an undergraduate degree in journalism from Kansas State and a master's degree in sports administration from Ohio University.



Sam Henderson
Assistant Sports Information Director

Sam Henderson is in his eighth season as a full-time member of the University of Miami sports information staff and ninth season overall with the Hurricanes.

Henderson, a native of Manchester, CT, is responsible for coordinating the media relations activities for men's basketball, men's and women's cross country, men's and women's track and field, women's golf, and men's and women's swimming and diving.

In addition to his day-to-day responsibilities, Henderson supervises stat crew operations for all home football games and has served as the media coordinator for the NCAA Baseball Regional Championships in Coral Gables from 1998-2001.

Born January 6, 1969, Henderson served one year as an intern at Miami before being hired as a full-time member of the sports information staff in September 1995.

He earned a Bachelor of Science degree in Business Administration from the University of Connecticut in 1991 and received his Masters' degree in Sports Administration from the University of Miami in 2002.

Sports Information Staff



Kiersten Coleman UL-Monroe '98



F. Gabrielle DeGannes



Joe Hornstein South Florida '95



Carol Recicar Florida State '79



Etta Schaller Columbus College of Art and Design '75



Doug Walker Texas A&M '88

Hurricanes Flood the Air Waves



Joe Zagacki

Hurricane Radio Network

The University of Miami has granted rights for the Hurricane Radio Network to Beasly-Reed Aquisition Partnership.

In Miami, Sports Talk Radio, WQAM (560 AM), a Bealsy Broadcasting owned station, will carry Hurricane football, men's basketball and baseball.

Joe Zagacki, who returned in 1999 for his second stint as a member of the Hurricanes' broadcast team, enters his first season as the play-by-play voice after serving as analyst for the last three seasons.

Zagacki also served as analyst for Hurricane football, basketball and baseball in the late 80's and early 90's.

Hurricane Hotline

WQAM will also serve as the home for Hurricane Hotline, a one-hour call-in radio show broadcast every week during the season featuring Coach Perry Clark and his guests. Joe Zagacki will serve as the host of the program.

Fox Sports Net Florida

Fox Sports Net Florida will serve as the primary television home for UM basketball. The regional cable outlet will broadcast 10 University of Miami games, including nine BIG EAST Conference clashes.

Fox Sports Net will also air a half-hour season preview on the Hurricanes, hosted by Frank Forte, in the month of November and a post-season special in April.

WFOR-CHANNEL 4

WFOR-Channel 4 (CBS) will broadcast the Hurricanes' road game against Connecticut on January 11. The game, which will be produced and distributed by ESPN Regional, Inc. will be part of the BIG EAST Game-of-the-Week syndicated package.

The Perry Clark Show

WPLG-Channel 10 and FoxSportsNet Florida will carry a half-hour show every Saturday beginning in January. The show will be hosted by WPLG sportscaster Frank Forte.

The program will feature Coach Perry Clark, highlights of the previous week, a preview of the upcoming week, player interviews and features.

CBS

The Hurricanes will make one appearance on CBS this season. Miami's game versus Syracuse on January 26 will be carried by the network.

ESPN/ESPN2

The Hurricanes will make a minimum of four regular season appearances on the national cable outlets this season. Miami's Jan. 4 game against North Carolina, its Jan. 20 clash with Connecticut, its Feb. 22 game against Georgetown, and its Mar. 8 regular season finale versus St. John's will be broadcast on ESPN.

For the sixth straight year ESPN has secured the rights to the BIG EAST Tournament. All BIG EAST Tournament games will be shown live on either ESPN or ESPN2, assuring the Hurricanes at least one more appearance on the national cable outlets.

ESPN REGIONAL TV

ESPN Regional Television will produce almost all remaining conference and non-league games, not nationally televised, for regional syndication and local market viewing.

ERT remains as the nation's largest syndicator of college sports programming, reaching close to one-third of the nation's homes throughout BIG EAST markets and beyond.

BIG EAST Media Services

The Internet - - www.bigeast.org

The BIG EAST Conference maintains a comprehensive site on the World Wide Web at www.bigeast.org. The site contains current information on all facets of the BIG EAST, including individual school pages for every team sport. The following information is updated DAILY:

- BIG EAST Standings
- Team-by-team and composite results
- Conference Statistics
- Weekly Award Winners (Mondays)
- National polls and BIG EAST notebooks
- Team-by-team statistics (basketball & football)

In-game scores for football and men's basketball are posted while games are in-progress, with scores for other team sports involving BIG EAST schools updated immediately following the completion of games.

Photos Available!

The BIG EAST also makes photos available via the BIG EAST web site that may be downloaded for media use. The Photo Gallery contains selected head shots and action photos of players for teams in the conference in men's & women's basketball and football. Pictures of head coaches are also available. These photos will be available in low and high resolution format for 2001-02. In addition, logos for every BIG EAST team as well as the conference marks can be accessed. (Credit "The BIG EAST Conference" with each photo use). Please contact Rob Carolla in the BIG EAST communications office for more information.

Media Section

The BIG EAST web site features a special "media area". This section will contain Adobe Acrobat PDF documents for all conference-sponsored sports. In addition, any special releases or information will also be posted. This area will be for MEDIA USE ONLY. The web site address will be forwarded to accredited media at a later date.

BIG EAST MediaTeamLink

The BIG EAST offers MediaTeamLink - a service that media can use to automatically receive documents via e-mail as soon as they are updated by the Conference office.

Documents retrieved via e-mail are in original format, have a searchable text option and the ability to cut and paste to any other document. Files are received in Adobe PDF format and can be viewed with a free downloadable Adobe Acrobat Reader.

Documents are available for league releases for all BIG EAST team sports. Media may visit www.mediateamlink.com and click on "College Conferences" to sign-up for the service.

Please contact the BIG EAST communications office for more information.

Media Coverage

LOCAL NEWSPAPERS

Boca Raton News
5801 North Congress Ave.
Boca Raton, FL 33487
(561) 893-6633
(561) 893-6677 fax

Coral Gables Gazette
P.O. Box 141857
Coral Gables, FL 33114
(305) 460-9010
(305) 460-9020 fax

Diario Las Americas
2900 NW 39 Street
Miami, FL 33142
(305) 633-3341
(305) 635-7668 fax

El Nuevo Herald
One Herald Plaza
Miami, FL 33132
(305) 376-3549
(305) 376-2234 fax

South Florida Sun-Sentinel
200 E. Las Olas Blvd.
Ft. Lauderdale, FL 33301
(954) 356-2387
(954) 356-4676 fax

La Nacion
5121 SW 128 Ct.
Miami, FL 33175
(305) 221-6955
(305) 262-6955 (fax)

Miami Herald
One Herald Plaza
Miami, FL 33132
(305) 376-2387
(305) 376-2295 (fax)

Miami Times
900 NW 54 St.
Miami, FL 33127
(305) 694-6216
(305) 757-5770 fax

Palm Beach Post
2751 S. Dixie Hwy
West Palm Beach, FL 33405
(561) 820-4440
(561) 820-4481 (fax)

South Dade News Leader
P.O. Box 900340
Homestead, FL 33090
(305) 245-2311
(305) 248-0596 fax

STATE NEWSPAPERS

Bradenton Herald
102 Manatee Avenue West
Bradenton, FL 34205
(941) 748-0411
(941) 745-7097 fax

Daytona Beach News
P.O. Box 2831
Daytona Beach, FL 32120
(386) 252-1511
(386) 253-8433 fax

Florida Times Union
P.O. Box 1949
Jacksonville, FL 32231
(904) 359-4246
(904) 359-4147 fax

Florida Today/ USA Today
P.O. Box 419000
Melbourne, FL 32941
(800) 633-8449
(321) 242-6620 fax

Ft. Myers News-Press
2442 Dr. Martin Luther King, Jr. Blvd
Ft. Myers, FL 33901
(941) 335-0200
(941) 334-0708 fax

Gainesville Sun
P.O. Box 147147
Gainesville, FL 32614-7147
(352) 374-5055
(352) 338-3131 fax

Lakeland Ledger
P.O. Box 408
Lakeland, FL 33802
(863) 802-7551
(863) 802-7812 fax

Naples Daily News
1075 Central Ave
Naples, FL 34102
(941) 263-4790
(941) 263-4816 fax

Orlando Sentinel
633 N. Orange Avenue
Orlando, FL 32801
(407) 420-5668
(407) 420-5069 fax

Sarasota Herald Tribune
P.O. Box 1719
Sarasota, FL 34230
(941) 957-5172
(941) 957-5444 fax

St. Petersburg Times
P.O. Box 1121
St. Petersburg, FL 33731
(727) 893-8123
(727) 893-8782 fax

Stuart News
P.O. Box 9009
Stuart, FL 34995
(772) 221-4233
(772) 221-4246 fax

Tampa Tribune
P.O. Box 191
Tampa, FL 33601
(813) 259-7655
(813) 259-7676 fax

Tallahassee Democrat
277 N. Magnolia Drive
Tallahassee, FL 32301
(850) 599-2167
(850) 599-2301 fax

LOCAL TELEVISION

Miami

WFOR Channel 4 (CBS)
8900 NW 18 Terrace
Miami, FL 33172
(305) 639-4516
(305) 639-4688 fax

WPLG Channel 10 (ABC)
3900 Biscayne Blvd.
Miami, FL 33137
(305) 325-2485
(305) 325-2480 fax

WSVN Channel 7 (FOX)
1401 79 St. Causeway
Miami, FL 33141
(305) 795-2719
(305) 795-2746 fax

WTVJ Channel 6 (NBC)
15000 SW 27 St.
Miramar, FL 33027
(954) 622-6350
(954) 622-6107 fax

WLTV Channel 23 (Univision)
9405 NW 41 St.
Miami, FL 33178
(305) 471-4234
(305) 471-4236 fax

WSCV Channel 51 (Telemundo)
2340 West 8th Ave
Hialeah, FL 33010
(305) 884-0101
(305) 889-7651 fax

Palm Beach

WPTV Channel 5 (NBC)
1100 Banyon Blvd.
West Palm Beach, FL 33401
(561) 655-5455
(561) 653-5719 fax

WPBF Channel 25 (ABC)
3970 RCA Blvd. #7007
Palm Beach Gardens, FL 33410
(561) 694-2525
(561) 624-1089 fax

WPEC Channel 12 (CBS)
1100 Fairfield Drive
West Palm Beach, FL 33407
(561) 881-0737
(561) 881-0731 fax

Fort Myers

WINK Channel 11 (CBS)
2824 Palm Beach Blvd.
Ft. Myers, FL 33916
(941) 334-1131
(941) 338-4383 fax

WBBH Channel 20 (NBC)
3719 Central Ave
Ft. Myers, FL 33901
(941) 939-2020
(941) 939-3244 fax

WZVN Channel 26 (ABC)
3719 Central Ave
Ft. Myers, FL 33901
(941) 939-2020
(941) 939-3244 fax

WFTX Channel 4 (Fox)
621 SW Pine Island Road
Cape Coral, FL 33991
(800) 846-6397
(941) 574-4803 fax

REGIONAL TELEVISION

FOX Sports Net Florida
1550 Sawgrass Corporate Parkway,
Suite 350
Sunrise, FL 33323
(954) 845-9994
(954) 845-0620 fax

Sunshine Network
North 390 Orange Ave.
Suite 1075
Orlando, FL 32801
(407) 648-1150
(407) 245-2571 fax

MEDIA

Media Coverage

LOCAL RADIO

WAXY (790 AM)
20450 NW 2nd Ave
Miami, FL 33169
(877) 790-1015
(305) 521-1416 fax

WAQI (710 AM)
800 Douglas Road, Suite 111
Coral Gables, FL 33134
(305) 447-1140
(305) 442-7676 fax

WIOD (WZTA-FM 94.9 Zeta)
7601 Riviera Blvd.
Miramar, FL 33023
(954) 862-2000
(954) 862-4210 fax

WINZ (940 AM)
Fox Sports Radio
7601 Riviera Boulevard
Miramar, FL 33023
(954) 862-2000
(954) 862-4012 fax

WMBM (1490 AM)
814 First St.
Miami Beach, FL 33139
(305) 672-1100
(305) 673-1194 fax

WQAM (560 AM) flagship
20295 NW 2nd Ave
Miami, FL 33169
(305) 653-6796
(305) 650-0181

WQBA (1140 AM)
800 Douglas Road, Suite 111
Coral Gables, FL 33134
(305) 447-1140
(305) 441-2454 fax

WSCV/WSBR (740 AM)
6699 N. Federal Hwy
Boca Raton, FL 33487
(561) 997-0074
(561) 997-0476 fax

WSUA (12160 AM)
2100 Coral Way
Miami, FL 33145
(305) 285-1260
(305) 858-5907 fax

Spanish Broadcasting Network
(Flagship)
601 Brickell Key Drive
Suite 501
Miami, FL 33131
(305) 408-5300
(305) 408-5377 fax

Spanish Broadcasting System
1001 Ponce de Leon Blvd.
Miami, FL 33134
(305) 461-5511
(305) 443-3601 fax

WIRE SERVICES

Associated Press
9100 NW 36 St, Suite 104
Miami, FL 33178
(305) 594-5825
(305) 594-9265 fax

Reuters
777 Brickell Ave., Suite 700
Miami, FL 33131
(305) 374-5013
(305) 358-6317 fax

Agence France Press
3550 Biscayne Blvd., Suite 700
Miami, FL 33137
(305) 579-2325
(305) 579-2327 fax

NATIONAL MEDIA

Basketball America
P.O. Box 16416
Chapel Hill, NC 27516
(919) 408-0232

Basketball Times
101 Market Square
Box 1269
Pinehurst, NC 28370
(919) 295-5559

CBS Sportsline.com
2200 West Cypress Creek Rd.
Ft. Lauderdale, FL 33309
(954) 351-2120
(954) 489-4191 fax

ESPN SportsCenter
ESPN Plaza
Bristol, CT 06010
(860) 766-2000
(860) 585-7067 fax

ESPN Regional
11001 Rushmore Drive
Charlotte, NC 28277
(704) 973-5000
(704) 973-5090 fax

ESPN The Magazine
19 East 34th Street
New York, NY 10016
(212) 515-1008
(212) 515-1290 fax

The Sporting News
10176 Corporate Square Dr.
Suite 200
St. Louis, MO 63132
(314) 993-7711
(314) 997-0765 fax

Sports Illustrated
135 West 50th Street
New York, NY 10020
(212) 552-4044
(212) 552-4543 fax

UM RELATED MEDIA & UM STUDENT MEDIA

CaneSport
2525 Embassy Drive South Suite 7
Cooper City, FL 33026
(954) 432-3211
(954) 432-5504 fax

The Miami Hurricane
University Center
P.O. Box 248132
Coral Gables, FL 33124
(305) 284-2016
(305) 284-4404 fax

The Ibis Yearbook
University Center
P.O. Box 248132
Coral Gables, FL 33124
(305) 284-6385
(305) 284-4404 fax

UMTV
Cable Studio Building
P.O. Box 248127
Coral Gables, FL 33124
(305) 284-8688
(305) 284-5226 fax

WVUM
1306 Stanford Dr. (UC 110)
P.O. Box 248191
Coral Gables, FL 33124
(305) 284-3131
(305) 284-3132 fax



Dick Vitale and John Saunders prepare to announce a Hurricane game for ESPN.

Direction to Sites

To The University and Convocation Center



University of Miami Athletic Administration offices are located at the Hecht Athletic Center.

From North & the City

Take I-95 south until it becomes **US 1**. Continue south on US 1 to SW 57 Ave. (a.k.a. **Red Rd.**). Turn right onto SW 57 Ave. Make another immediate right turn onto **Ponce de Leon Blvd.** Turn left at the first stop light onto **San Amaro Drive.** The Hecht Athletic Center and Knight Sports Complex practice facility are one-quarter of a mile ahead on the right.

From West & Route 826 East (a.k.a Palmetto Expressway)

Take **Rt. 826** and exit at **Miller Rd.** (a.k.a. **S.W. 56 St.**). Turn east (left if travelling from the north and right if travelling from the south) and continue until the road dead ends at the University and **San Amaro Drive.** Turn right onto San Amaro Dr. Make a U-turn across the median strip at **Corniche** and the Hecht Athletic Center and Knight Sports Complex practice facility will be in front of you.

From Miami Airport

Take **Exit** marked **Coral Gables** and **LeJeune Rd.** Go south on LeJeune Rd. until it intersects Ponce de Leon Blvd. and turn right. Proceed 1.7 miles and turn right onto **San Amaro Dr.** (a.k.a. **Hurricane Drive**). The Hecht Athletic Center and Knight Sports Complex practice facility are one-quarter of a mile up on the right-hand side.

To The Miami Arena



Miami will play five games at the Miami Arena before moving into the Convocation Center, the new on-campus home of Hurricanes Basketball.

From Miami Airport

Take 836 east to 395 toward Miami Beach. Take the exit which reads **Biscayne Blvd., NE 2nd Avenue.** Turn right at the bottom of the exit onto **NE 2nd Avenue.** At the third stop light, turn right onto **NE 6th Street.** The Miami Arena will be on your right. Go just past the Arena and turn right into Lot 1.

From North

Take I-95 south. Take **Exit 5A** (N.W. 8th St., Orange Bowl). At the bottom of the exit, turn left on **N.W. 8th Street.** Turn right on **N.W. 2nd Avenue.** Turn left on **N.W. 5th Street.** Turn left on N. W. 1st Avenue. Turn left on **6th Street** then immediately turn right into Lot 1.

From South & Miami's Campus

Take US 1 (a.k.a. **South Dixie Highway**) north. US 1 will become I-95 north. Exit I-95 on **Exit 4** (N.W. 2nd Street). At the bottom of the exit go straight. At the fourth stop light, turn right onto **5th Street.** Turn left on **N.W. 1st Avenue.** Turn left on **6th Street** and turn right into Lot 1.

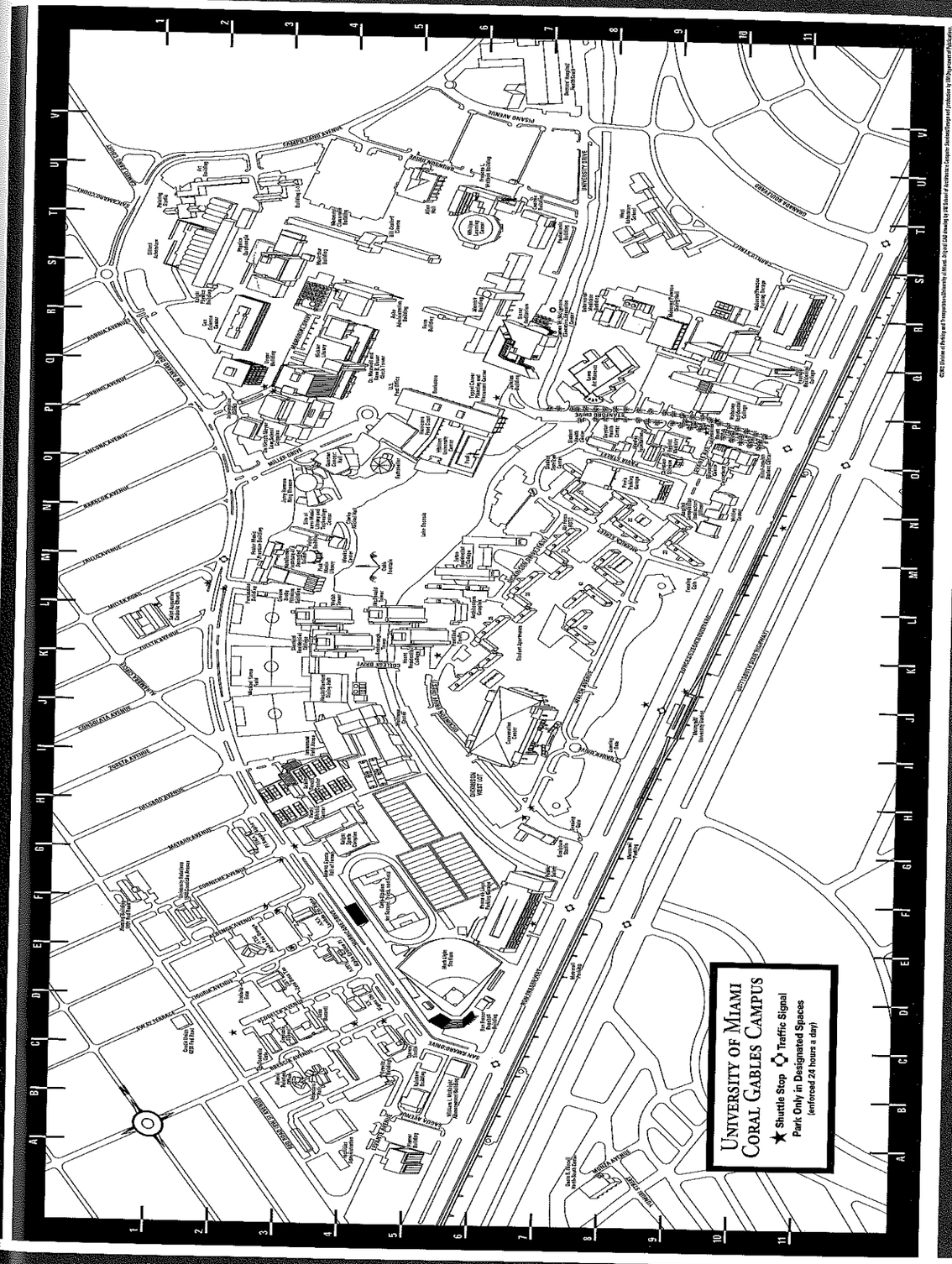

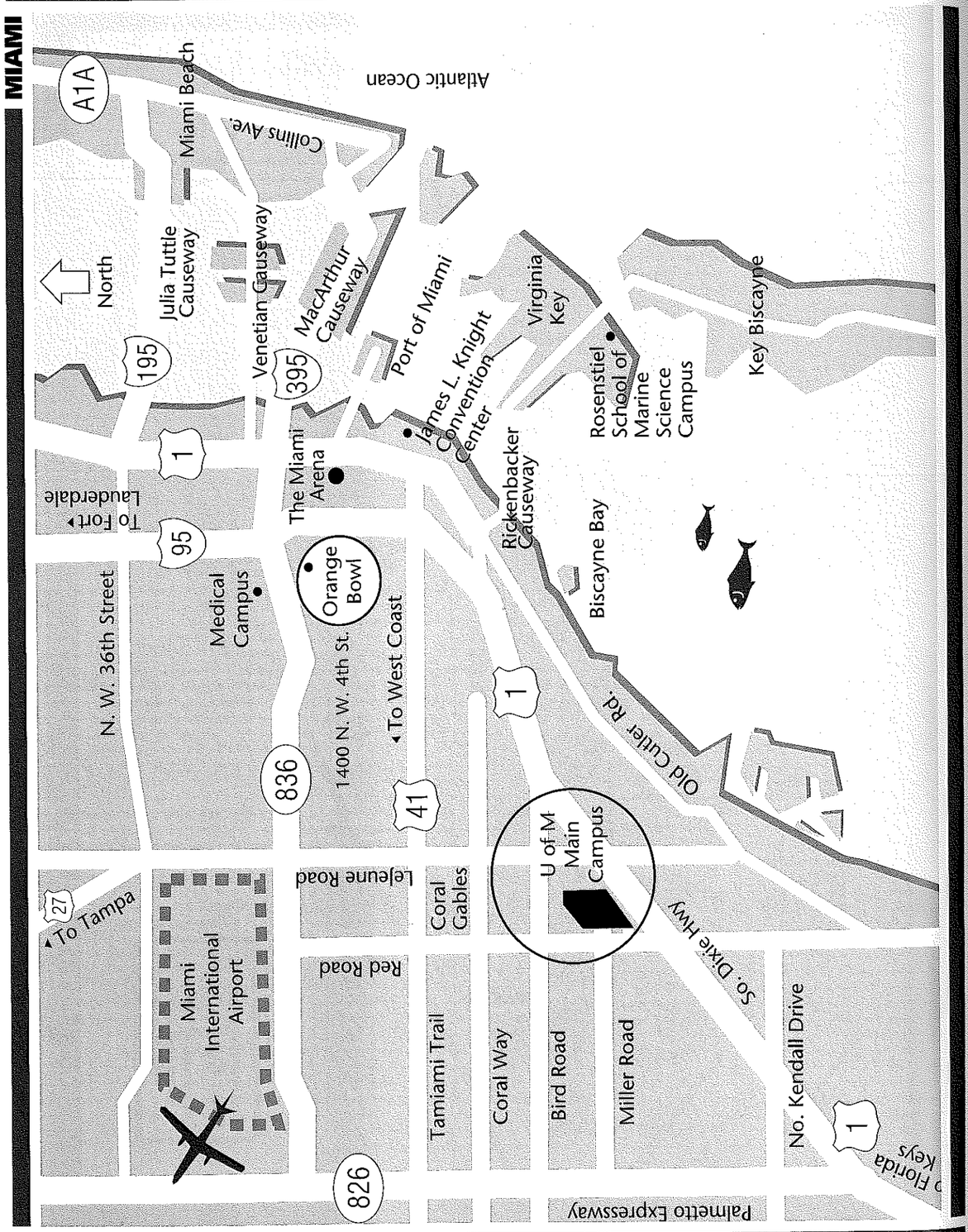

Hotels, Transportation

Downtown/Brickell

Miami's dramatic skyscrapers, ultramodern hotels and international financial district reflect the developing dynamics of Miami's core. Visitors should stop by the popular Bayside Marketplace, an entertainment complex located on the bay.

- Biscayne Bay Marriott . . . . . (305) 374-3900
  1633 North Bayshore Drive, Miami
- Hyatt Regency Downtown . . . (305) 358-1234
  400 S.E. 2 Ave., Miami
- Wyndham Garden . . . . . (305) 374-0000
  1601 Biscayne Boulevard, Miami
- Sheraton Biscayne Bay . . . . . (305) 373-6000
  495 Brickell Avenue, Miami

Coral Gables and Coconut Grove

Near UM's campus, Coral Gables features some of the region's finest boutiques and gourmet restaurants. Coconut Grove has elegant restaurants that blend with casual outdoor cafes. Located in the heart of this vibrant neighborhood is CocoWalk, the new open-air retail and entertainment center.

- The Biltmore . . . . . (305) 445-1926
  1200 Anastasia Avenue, Coral Gables
- The Omni Colonnade . . . . . (305) 441-2600
  180 Aragon Avenue, Coral Gables
- Dadeland Marriott . . . . . (305) 670-1035
  9090 S. Dadeland Boulevard, Miami
- Doubletree . . . . . (305) 858-2500
  2649 S. Bayshore Drive, Coconut Grove
- Grand Bay . . . . . (305) 858-9600
  2669 S. Bayshore Drive, Coconut Grove
- Grove Isle Yacht & Tennis Club . (305) 858-8300
  4 Grove Isle Drive , Coconut Grove
- Holiday Inn-University . . . . . (305) 667-5611
  1350 S. Dixie Highway, Coral Gables
- Hyatt Regency Coral Gables . . (305) 441-1234
  50 Alhambra Plaza, Coral Gables

Miami Beach

South Miami Beach is a neighborhood on the move. Renovated hotels along Ocean Drive and in the Art Deco Historic District have captured national praise. Throughout the area, open-air cafes feature dishes from every culture.

- Fontainebleau Hilton . . . . . (305) 538-2000
  4441 Collins Avenue, Miami Beach
- Sheraton Bal Harbour . . . . . (305) 865-7511
  9701 Collins Avenue, Miami Beach
- Eden Roc Resort & Spa . . . . . (305) 672-6224
  4525 Collins Avenue, Miami Beach

Key Biscayne

Once a coconut plantation, Key Biscayne's island allure lies in its beaches and recreational diversions.

- Sonesta Beach Resort . . . . . (305) 361-2021
  350 Ocean Drive, Key Biscayne

Hotels-Airport

- Airport Hilton . . . . . (305) 262-1000
  5101 Blue Lagoon Drive, Miami
- Airport Marriott . . . . . (305) 649-5000
  1201 N.W. LeJeune Road, Miami
- Crown Sterling Suites . . . . . (305) 634-5000
  3974 N.W. South River Drive, Miami Springs
- Radisson Mart Plaza . . . . . (305) 261-3800
  711 N. W. 72 Avenue, Miami
- Sheraton River House . . . . . (305) 871-3800
  3900 N.W. 21 Street, Miami

Others

- Doral Hotel & Country Club . (305) 592-2000
  4400 N.W. 87 Avenue, Miami
- Don Shula's Hotel . . . . . (305) 821-1150
  15255 Bull Run Road, Miami Lakes
- Don Shula's Golf Club . . . . . (305) 821-1150
  7601 Miami Lakes Drive, Miami Lakes

Airlines

American	1-800-433-7300
Continental	(305) 871-1400
Delta	(305) 448-7000
United	1-800-241-6522
US Airways	1-800-428-4322
TWA	(305) 371-7471

Car Rentals

Alamo	1-800-327-9633
Avis	1-800-831-2847
Budget	1-800-527-0700
Dollar	1-800-800-4000
Hertz	1-800-654-3131
InterAmerican	(305) 871-3030
National	1-800-227-7368
Thrifty	1-800-367-2277

Cab Service

Super Shuttle	(305) 871-2000
Diamond Cab	(305) 545-5555
Metro Taxi	(305) 888-8888
Sunshine Cab Company	(305) 445-3333
Yellow Cab	(305) 444-4444

Hurricanes' Corporate Sponsor/
Hurricane Club Member

South Florida Golf Mecca

In addition to sunshine and beaches, South Florida's year-round climate makes the area one of the nation's premier golf areas. Put yourself to the test with a challenging round or two at any of the plethora of area courses.

- Biltmore Golf Course . . . . . (305) 460-5366
  1210 Anastasia Avenue, Coral Gables
- Bonaventure Country Club . . . (945) 389-2100
  200 Bonaventure Boulevard, Ft. Lauderdale
- Country Club of Miami . . . . . (305) 826-4701
  6801 NW 186th Street, Miami
- Crandon Park at Key Biscayne (305) 361-9129
  6700 Crandon Boulevard, Key Biscayne
- Don Shula's Golf Club . . . . . (305) 821-1150
  NW 154th Street, Miami Lakes
- Doral Country Club . . . . . (305) 532-3600
  4400 NW 87th Avenue, Miami
- Keys Gate Golf Club . . . . . (305) 230-0362
  2300 SE Palm Drive, Homestead
- Melreese Country Club . . . . . (305) 635-6770
  1802 NW 37th Avenue, Miami
- TPC at Heron Bay . . . . . (954) 796-2000
  11801 Heron Bay Boulevard, Coral Springs
- University Country Club . . . . (305) 386-5533
  9400 SW 130th Avenue, Miami



Downtown skyscrapers and glistening Biscayne Bay form a backdrop for Bayside Marketplace, Miami's shopping, dining and entertainment showpiece.

The University of Miami Mission Statement

The University of Miami exists that human knowledge be treasured, preserved, expanded and disseminated and that the human mind, body and spirit be nurtured and strengthened through learning.

• • •

Miami Athletic Department Mission Statement

The Department of Intercollegiate Athletics of the University of Miami exists that, through its programs, student-athletes have the opportunity to achieve their full potential academically and athletically, and that the University and its constituents benefit from their being represented by students engaged in intercollegiate competition.

• • •

The University of Miami Department of Intercollegiate Athletics is committed to:

- Meeting the obligations of the mission of the University of Miami;
- Providing opportunities for student-athletes to seek and achieve their potential through growth and development academically and athletically;
- Supporting through its resources the academic objectives of its student-athletes, and to ensure their progress toward the goal of the academic degree which each seeks;
- Providing and supporting athletic programs at the highest level;
- Recruiting student-athletes of academic quality, good character and high athletic ability;
- Developing the values of leadership teamwork, discipline, sportsmanship and integrity among its student-athletes and staff.
- Providing equitable opportunities regardless of gender, race or creed.

TV/Radio Spot Chart



#1 Michael Simmons
G, 6-1, 200, Sr.
Los Angeles, CA



#2 Gary Hamilton
F, 6-9, 240, Fr.
Los Angeles, CA



#3 Armondo Surratt
F, 5-11, 165, Fr.
Oakland, CA



#10 Brandon Okpal
G, 6-2, 184, Jr.
New Orleans,



#11 Eric Wilkins
G, 6-4, 184, Fr.
Plainfield, NJ



#12 Rafael Berumen
F/C, 6-9, 255, Sr.
Los Angeles, CA



#13 Paulo Coelho
G, 6-2, 188, Sr.
Figueira da Foz, Portugal



#14 Rodrigue Djahue
F, 6-7, 265, Jr.
Abidjan, Ivory Coast



#20 Danny Marakovits
G, 6-4, 185, Jr.
Walnutport, PA



#21 Darius Rice
F, 6-10, 215, Jr.
Jackson, MS



#22 Robert Hite
F, 6-2, 180, Fr.
Cincinnati, OH



#23 Ismael N'Diaye
F, 6-6, 188, Fr.
Abidjan, Ivory Coast



#33 James Jones
F, 6-8, 225, Sr.
Miami, FL



#34 William Frisby
F, 6-8, 233, Jr.
Bay Shore, NY



HEAD COACH
Perry Clark
(3rd Season/Gettysburg, '74)

2002-2003 Schedule

DATE	OPPONENT	TIME
11/11	SE All-Stars (Exh.)	7:00 p.m.
11/16	Global Sports (Exh.)	7:00 p.m.
11/23	New Hampshire	7:30 p.m.
11/26	Texas A&M	7:30 p.m.
11/30	Savannah State	7:30 p.m.
12/3	@ Florida Atlantic	7:00 p.m.
12/8	@ Florida State	2:00 p.m.
12/15	@ Charlotte	4:00 p.m.
12/18	Arkansas-Pine Buff	7:30 p.m.
12/21	#vs. Florida	7:00 p.m.
12/27	@ UCF	7:30 p.m.
12/30	Lehigh	7:30 p.m.
1/4	North Carolina	7:00 p.m.
1/7	*@ West Virginia	7:00 p.m.
1/11	*@ Connecticut	Noon
1/18	*@ Seton Hall	Noon
1/20	*Connecticut	7:00 p.m.
1/26	*Syracuse	1:00 p.m.
1/29	*Providence	7:00 p.m.
2/2	*@ St. John's	2:00 p.m.
2/8	*Villanova	7:30 p.m.
2/11	*Virginia Tech	7:30 p.m.
2/15	*@ Boston College	4:00 p.m.
2/17	*@ Providence	7:30 p.m.
2/22	*Georgetown	Noon
2/25	*@ Villanova	7:30 p.m.
3/1	*Boston College	2:00 p.m.
3/5	*@ Virginia Tech	7:00 p.m.
3/8	*St. John's	9:00 p.m.
3/12-15	BIG EAST Championship	

DATES AND TIMES ARE SUBJECT TO CHANGE

* - BIG EAST Conference Games

\# - Orange Bowl Basketball Classic



Senior
Rafael Berumen

Senior
Paulo Coelho