



CONTACT: Amy Woodruff, Associate Communications Director  
O: (305) 284-3241 | C: (813) 410-1194  
A.Woodruff@miami.edu | @CanesHoops

## 2013-14 SCHEDULE

DATE	OPPONENT	TV	TIME/SCORE
Oct. 30	Florida Tech (exh.)		W, 84-55
Nov. 8	St. Francis Brooklyn	E3	L, OT, 62-66
Nov. 11	Georgia Southern	E3	W, OT, 81-80
Nov. 14	Texas Southern	E3	W, 84-69
Nov. 18	at College of Charleston &	CSS	W, 70-54
Nov. 21	UCF	E3	L, 58-63

**DIRECTV Wooden Legacy (Anaheim, Calif.)**

Nov. 28	vs. RV/- George Washington	ESPNU L, OT, 63-71
Nov. 29	vs. Cal State Fullerton	E3 W, 48-46
Dec. 1	vs. RV/RV Arizona State	E3 W, 60-57
Dec. 4	at Nebraska!	ESPNU L, 49-60
Dec. 8	Virginia Tech*	ESPNU L, OT, 60-61
Dec. 19	at Savannah State	CSS W, 68-51
Dec. 22	La Salle	ESPN3 3 p.m.
Dec. 30	Loyola (MD)	ESPN3 7 p.m.
Jan. 4	at Syracuse*	ACCN 2 p.m.
Jan. 8	at North Carolina*	ESPN2 9 p.m.
Jan. 15	Florida State*	ACCN 9 p.m.
Jan. 18	at Georgia Tech*	RSN 2 p.m.
Jan. 22	Duke*	ESPN2 7:30 p.m.
Jan. 25	Syracuse*	CBS 1 p.m.
Jan. 29	at Maryland*	ACCN 9 p.m.
Feb. 1	Norfolk State	ESPN3 4 p.m.
Feb. 5	Pittsburgh*	RSN 7 p.m.
Feb. 8	NC State*	RSN 2 p.m.
Feb. 10	at Florida State*	ESPNU 9 p.m.
Feb. 15	at Virginia Tech*	RSN 6 p.m.
Feb. 19	Notre Dame*	RSN 9 p.m.
Feb. 22	Boston College*	ACCN 12 p.m.
Feb. 26	at Virginia*	RSN 7 p.m.
March 1	at NC State*	ACCN 12 p.m.
March 4	at Clemson*	ACCN 8 p.m.
March 8	Wake Forest*	RSN 2 p.m.
March 12	ACC Tournament	

All home games are played at the BankUnited Center

Game times are ET and subject to change

\* ACC game ! Big Ten/ACC Challenge

& First game of Wooden Legacy, played in Charleston, S.C.

ACCN - ACC Network RSN - Regional Sports Network

All conference games on an ESPN network will also be available on WatchESPN.

All conference games carried on ACCN or RSN will also be available on ESPN3.

All games can be heard on WQAM 560 and Canes All Access on HurricaneSports.com

## SOCIAL MEDIA

Website: HurricaneSports.com

Twitter, Instagram, Facebook: @CanesHoops

## MIAMI MEDIA GUIDE

Miami is not printing media guides again this season.



## MIAMI

HURRICANES (6-5)

## NATIONAL RANKING

--/--

## LAST TIME OUT

W, 68-51 at Savannah State

## STATISTICAL LEADERS

## Points per Game

Rion Brown, 13.3

Garrius Adams, 11.1

## Rebounds per Game

Donnavan Kirk, 7.0

## Assists per Game

Rion Brown, 3.1

## HEAD COACH

Jim Larrañaga

Overall: 525-359 (30th)

At UM: 55-25 (3rd)

## LASALLE

EXPLORERS (6-5)

## NATIONAL RANKING

--/--

## LAST TIME OUT

W, 80-54 vs. Wagner

## STATISTICAL LEADERS

## Points per Game

Tyrone Garland, 14.7

Jerrell Wright, 13.5

## Rebounds per Game

Steve Zack, 9.6

## Assists per Game

Tyreek Duren, 4.1

## HEAD COACH

John Giannini

Overall: 446-292

At La Salle: 149-143 (10)

## SETTING THE SCENE

Dec. 22, 2013 | 3 p.m.

Coral Gables, Fla. | BankUnited Center

TV: ESPN3

Radio: 560 WQAM | XM 191

Web: WQAM.com | WVUM.org

Series: Miami trails 5-9

Last Meeting: Jan. 2, 2013

Miami won, 76-59 in Coral Gables

After leading Miami to the 2013 NCAA Sweet 16 and winning the school's first ACC regular season and tournament championships, **Jim Larrañaga** was honored as the AP, Naismith, USBWA Henry Iba and ACC Coach of the Year. The Bronx, N.Y., native helped Miami to a No. 2 national ranking by both the AP and USA TODAY, and a No. 2 seed in the NCAA Tournament. He is the 10th coach in the last 10 years to lead two top-10 programs.



## THE GAME

Miami returns to the BankUnited Center for a pair of non-conference matchups, facing La Salle on Dec. 22 at 3 p.m. and Loyola (MD) on Dec. 30 at 7 p.m. in the BankUnited Center.

## THE SERIES

Miami is 5-9 in the all-time series against La Salle, which dates back to the 1950-51 season. The Canes are 5-3 against the Explorers at home and 0-6 on the road. Miami won the last matchup against La Salle, defeating the Explorers, 76-59, on January 2, 2013 at the BankUnited Center in Coral Gables.

## THE BROADCASTS

Catch the game on ESPN3 with Mike Levine and Drew Nicholas making the call. Also check out the game on 560 WQAM Radio with Joe Zagacki and on 90.5 WVUM, Miami's student radio station.

## THE COACH

Head coach Jim Larrañaga has a 525-359 overall record in his 30th season as a head coach. He is 55-25 in his third season at the University of Miami.

## THE WEATHER

Projected temperatures on game day: Coral Gables - 82/71. Philadelphia - 69/49.

## UP NEXT

Miami's two-game homestand continues as the Canes face Loyola (MD) on Dec. 30 at 7 p.m. in the BankUnited Center before opening the ACC slate with a pair of road games at Syracuse and North Carolina.

## 2013-14 ROSTER

#	Name	Pos.	Ht.	Wt.	Yr.	Hometown   Previous School (s)
2	Corn Elder	G	5-10	173	Fr.	Nashville, Tenn.   Ensworth HS On football scholarship at UM ... Basketball status TBA after football injury ... Named football and basketball PoY by <i>The Tennessean</i> .
3	Steve Sorenson	G	6-0	161	So.	Dallas, Texas   St. Mark's School of Texas Walk on who played in eight games as a freshman ... First (and only) career point was a free throw against Duke on Jan. 23, 2013.
4	Raphael Akpejori	F	6-9	241	Sr.	Lagos, Nigeria   Sunrise Christian Academy (Kan.) Has a rebound in each of his last five outings ... Season-highs of eight minutes at Nebraska, then nine minutes vs. VT ... Engineering major.
5	Davon Reed	G	6-6	208	Fr.	Ewing, N.J.   Princeton Day School (N.J.) Season-best 19 points vs. ASU hitting his first four attempts from 3 ... In his five starts, posted 51 points, 12 rebounds and seven assists.
11	Mike Fernandez	G	6-1	189	Fr.	Coral Gables, Fla.   Belen Jesuit Walk on raised in Coral Gables, Fla. ... H.M. All-Dade County ... Hit 40 percent of field goals senior season.
12	Justin Heller	G	6-2	177	Sr.	Boca Raton, Fla.   West Boca Raton Community Walk on who has played in 16 career games ... Scored first career points against Charlotte Dec. 14, 2012.
15	Rion Brown	G	6-6	211	Sr.	Hinesville, Ga.   Liberty County Broke out with career-best 25 points at Nebraska, hitting five from distance ... Has 7+ rebounds in six games ... Assist in all but one game.
20	Manu Lecomte	G	5-11	159	Fr.	Brussels, Belgium   Athene des Pagodes Started first 6 games, averaging 8.7 ppg, 2.3 rpg and 2.2 apg in those outings ... Assist in all but one game.
21	Erik Swoope	F	6-5	220	Sr.	Lake Elsinore, Calif.   Harvard-Westlake Tallied six points, three rebounds and an assist against GSU ... Hit first three of the season at Nebraska ... Max bench press is 365 pounds.
22	Donnavan Kirk	F	6-9	228	Gr.	Pontiac, Mich.   DePaul   Detroit Country Day HS Back-to-back double-doubles in first two games ... At least one block in every game ... 9+ rebounds in six games.
23	Tonye Jekiri	C	7-0	235	So.	Hialeah, Fla.   Champagnat Catholic School   Nigeria 14 total rebounds in games at Neb. and VT ... Two games of 6 pts ... Upped mpg from 6.9 in 2012-13 to 16.7 this year ... Native of Nigeria.
25	Garrius Adams	G	6-6	200	Gr.	Apex, N.C.   Middle Creek Career high 20 points vs. UCF with 2 steals and 8 rebounds ... Two-straight games of 10+ pts vs. VT & SSU ... 9 pts, 9 rebs, 4 assists vs. ASU.
35	James Kelly	F	6-7	246	Jr.	Ann Arbor, Mich.   Owens CC   Pioneer HS Two-straight career-high games with 17 points vs. TSU, then 18 points at CofC ... 12 points, 9 rebounds in ACC debut vs. Virginia Tech.

## REDSHIRTS (\*will sit out 2013-14 season and have two years of eligibility remaining)

1	Deandre Burnett	G	6-2	191	Fr.	Miami, Fla.   Carol City HS Sustained left wrist injury, will redshirt rookie season ... 2012 Parade All-American ... Avg. 37 ppg as a senior, third in the nation.
10	Sheldon McClellan *	G	6-5	206	Jr.	Houston, Texas   Texas   Bellaire Played 68 games, starting 24 at Texas ... In two seasons averaged 12.4 ppg, 3.6 rpg, 0.7 apg.
13	Angel Rodriguez *	G	5-11	181	Jr.	Cupey, P.R.   Kansas State   Miami Krop HS NABC All-District, All-Big 12, Big 12 All-Defensive Team ... Big 12 Co-Champions ... Played 65 career games, averaging 9.8 ppg, 4.2 apg.

## LARRAÑAGA BY THE NUMBERS

1 - Coach Jim Larrañaga is one of four ACC coaches with a Final Four appearance to his credit.

4 - In 2006, Coach Jim Larrañaga became the first coach at a mid-major school to take his team to the NCAA Final Four in 27 years.

7 - Larrañaga is no stranger to the ACC. In his seven seasons as an assistant coach at Virginia, the Cavaliers participated in the NCAA Final Four in 1981 and 1984, won three ACC Championships and finished in the Top 5 of the AP rankings.

14 - Larrañaga has made 14 postseason appearances in the past 23 years, including six NCAA tournaments.

30 - Larrañaga is in his 30th year as a head coach and has successfully transitioned three institutions into successful programs: Miami, Bowling Green and George Mason.

## LARRAÑAGA - WHY MIAMI?

Along with returning to the best basketball conference in the country, Coach L had a few personal reasons for accepting the head coaching job at Miami. Coach's grandfather was from Cuba, where he produced the Larrañaga [lare-en-YAH-ga] cigar. Coach's father was raised in Key West before moving to The Bronx, N.Y., getting married and raising six children. Coach L was raised in The Bronx, but vacationed to Florida as a boy. He also has owned a house in Sarasota - which he bought from Dick Vitale's daughter - for eight years, and three of his siblings have retired to Florida.

## THE LAST TIME OUT VS. LA SALLE

Miami defeated La Salle 76-59 on Jan. 2, 2013 in Coral Gables. Shane Larkin and Durand Scott each scored 18 points to lead the Canes in scoring. Kenny Kadji added a 14-point, 11-rebound performance.

## CURRENT CANES VS. LA SALLE

	Points	Rebounds	Assists	Minutes
Raphael Akpejori	0	0	0	0
Rion Brown	2	0	1	14
Tonye Jekiri	0	1	0	3
Erik Swoope	4	4	1	23

## OVERALL VS. LA SALLE (5-9)

2/5/51	L	95-84	(h)
2/6/51 (OT)	W	77-75	(h)
1/7/61	L	88-74	(a)
1/25/62	L	73-61	(h)
1/4/63	L	78-76	(a)
1/23/64	W	121-99	(h)
12/8/64	L	90-86	(a)
3/5/66	W	108-102	(h)
12/7/66	L	99-82	(a)
1/2/68	L	92-84	(h)
12/11/68	L	96-71	(a)
2/17/70	W	103-96	(h)
12/9/70	L	97-77	(a)
1/2/13	W	76-59	(h)

## PRONUNCIATIONS

## Players

5	Davon Reed	Dave-on
10	Raphael Akpejori	AHK-peh-jour-ee
15	Rion Brown	Ryan
20	Manu Lecomte	Man-ew La-cont
21	Erik Swoope	Swoope
23	Tonye Jekiri	Tahn-yay Jah-kEEr-EE
25	Garrius Adams	GARY-us

## Coaches

Jim Larrañaga	LARE-uh-NAY-guh
Michael Huger	HUE-gur
Chris Caputo	Ca-poo-toe

## CLASS BREAKDOWN

Graduates	Garrius Adams, Donnavan Kirk
Seniors	Raphael Akpejori, Rion Brown Justin Heller, Erik Swoope
Juniors	James Kelly, Sheldon McClellan Angel Rodriguez
Sophomores	Tonye Jekiri, Steve Sorenson
Freshmen	Deandre Burnett, Cornelius Elder Mike Fernandez, Manu Lecomte, Davon Reed

## GEOGRAPHIC BREAKDOWN

BELGIUM	
Brussels	Manu Lecomte
NIGERIA	
Lagos	Raphael Akpejori
PUERTO RICO	
Cupey	Angel Rodriguez
UNITED STATES	
California	Erik Swoope
Florida	Deandre Burnett, Mike Fernandez Justin Heller, Tonye Jekiri
Georgia	Rion Brown
Michigan	James Kelly, Donnavan Kirk
New Jersey	Davon Reed
North Carolina	Garrius Adams
Tennessee	Corn Elder
Texas	Steve Sorenson, Sheldon McClellan

## 2013-14 ACC PRESEASON PREDICTIONS

2013-14 Preseason Pick	2013 Finish
1. Duke	2
2. Syracuse	n/a
3. North Carolina	3
4. Virginia	t4
5. Notre Dame	n/a
6. Pittsburgh	n/a
7. Maryland	7
8. Boston College	8
9. Florida State	6
10. NC State	t4
11. Georgia Tech	t9
12. Miami	1
13. Wake Forest	t9
14. Clemson	11
15. Virginia Tech	12

**2013-14 QUICK HITS**

- 9 newcomers (8 scholarship)
- 6 players return (4 scholarship)
- 0 starters return
- Nine scholarship players are available for 2013-14 season.
- 2 players will redshirt after transferring from Division I schools.

One will redshirt due to injury.

- Six seniors in 2013-14, after having five seniors - who all earned their academic degree - last season.

• Miami is the only ACC team with zero returning starters. Additionally, Miami lost its six top players, who started 174 combined games. Rion Brown is the only Hurricane to start any games (6) last season, so the Canes return 6-of-180 starts, which is 3.3 percent.

- Miami returns 13.3 percent of points scored (9.3 ppg), 14.2 percent of rebounds (5.1 rpg) and 1.0 percent of assists (1.1 per game), all the lowest in the ACC.

• Coach Jim Larrañaga is one of five active ACC coaches with 400 or more wins.

• Miami's freshman class includes: Deandre Burnett - third in the nation in scoring as a senior with 37 ppg; Manu Lecomte - Belgium second division player; and Davon Reed - 2,000 point scorer who averaged 24 ppg as a senior.

• Two transfers joined the Canes this season in James Kelly, who averaged 17.9 ppg and 10.0 rpg in two JC seasons and Donnavan Kirk, who played 54 games for DePaul the past two seasons, leading the team in blocked shots.

• One year ago, Miami was selected fourth by the coaches and fifth by the media in preseason ACC polls, but finished the season as the regular season and tournament champion.

• Miami started the 2012-13 season unranked, but jumped to No. 2/2 in the nation by Feb. 18. The Canes ended the season No. 5/10.

• At that same Operation Basketball, zero Hurricanes were selected for preseason All-ACC teams. At the end of the championship season, Jim Larrañaga was Coach of the Year, Shane Larkin was Player of the Year (coaches), and Durand Scott was Defensive Player of the Year while Larkin (1st & defensive), Kenny Kadji (2nd), and Scott (H.M. & defensive) were selected to ACSMA All-ACC teams. The coaches picked Scott for third team and Julian Gamble was listed on the Defensive Team with Scott and Larkin.

• Miami's top six players from the 2013 ACC Championship season combined for 5,399 career points, 2,744 rebounds, 966 assists, 480 steals, 369 blocked shots and 412 starts.

• All six of those six players have played professionally since graduating: Dallas Maverick Shane Larkin was selected No. 18 in the NBA Draft; Kenny Kadji (Cavaliers) and Trey McKinney Jones (Bucks) were with NBA teams during the preseason; Reggie Johnson was selected in the D-League Draft by the Delaware 87ers, Julian Gamble is playing in France and Durand Scott is in Spain.

• Shane Larkin was picked No. 18 overall in the 2013 NBA Draft. The ACC led all conferences with eight players selected in the Draft. Every ACC team has had at least one first round selection. With its four first-round selections, the ACC extends its streak of having at least one first-round draft pick to 25 consecutive years (1989-2013). Over the past five years (2009-13), the ACC leads all conferences with 27 first round picks.

• In 2013 Miami won the ACC regular season and tournament championships. The last team to win both titles outright was North Carolina in 2008. (Duke tied with Maryland in 2010 for regular season).

• Miami is the only school not from the state of North Carolina to win both the ACC regular season and tournament titles outright in the same season. (Georgia Tech was regular season tri-champion in 1985).

**DISHING OUT DIMES**

Miami recorded 16 assists at Savannah State, the second-most of the season behind 21 against Texas Southern. The Canes started the game with six buckets from six assists.

**MIAMI IN NATIONAL STATS**

The Canes are ranked No. 47 nationally in turnovers per game, with just 10.7 per game. Miami has had less turnovers than its opponent in six games, and is forcing opponents into 11.5 turnovers per game.

**CARDIAC CANES**

Miami has played four overtime games and three others that were decided in the final minutes. Miami is 1-3 in overtime this season and 2-1 in close games that ended in regulation: wins at Cal State Fullerton and vs. Arizona, and a loss to UCF.

**RESERVES BECOME STARTERS**

After playing as reserves a season ago, Rion Brown and Tonye Jekiri have upped their production on the stat sheet. Garrius Adams, who last played during the 2011-12 campaign, has also improved his numbers.

	Year	PPG	RPG	MPG
<b>Brown</b>	2012-13	6.4	2.0	22.2
	2013-14	13.3	6.0	35.5
<b>Jekiri</b>	2012-13	1.4	1.6	6.9
	2013-14	3.1	3.9	16.7
<b>Adams</b>	2011-12	4.5	2.1	16.8
	2013-14	11.1	5.1	33.9

**IT'S A BLOCK PARTY**

For the 11th-straight game, Donnavan Kirk recorded a block, extending the longest streak of his career. His 24 blocks this year put him in the top 65 in the country. His season-best was during the 2012-13 season, when he had 50 blocks at DePaul.

**REED JOINS STARTING FIVE**

Since joining the starting five for the game against Cal State Fullerton, Davon Reed has improved his overall output. In the first six games, Reed averaged 7.8 points, hitting 10 total three pointers, in 25.5 minutes per game. In his last five outings, Reed has hit nine from long distance, averaging 10.2 points in 31.4 minutes per outing.

	Points	Rebounds	Assists	Steals	Minutes
First Six	47	14	11	5	153
Last Five	51	12	7	3	157

**RION BROWN REBOUNDS**

Senior Rion Brown, a 6-6 guard is averaging 6.0 rebounds, up from his 2.2 career average prior to the season. This season Brown has grabbed seven or more rebounds in six games. In his previous three seasons, he had only three games with 7+ boards. He pulled down seven once last year and had games with eight and seven as a rookie.

Year	Games	Rebounds	Average
Freshman	36	72	2.0
Sophomore	31	86	2.8
Junior	36	72	2.0
Senior	11	66	6.0

**SERIES VS. LA SALLE**

Overall	La Salle leads 9-5
Games at Miami	5-3
Games at La Salle	0-6
Games on neutral courts	0-0
Current streak	Miami won 1
Last meeting	January 2, 2013. W, 76-59
Larrañaga at UM vs. La Salle	1-0

**DID YOU KNOW .....**

Miami has only three players 6-foot-9 or taller, and six guys are between 6'5 and 6'7, while seven Canes are 5'11 to 6'2.

Miami men's basketball has graduated 30 of 31 players in the past nine years and in just two seasons under Larrañaga, the team has had all nine seniors earn their degree. All six seniors on the 2013 ACC Championship team earned their degree, including current senior Garrius Adams.

Coach L became the first Miami coach to win 20+ games in his first two seasons at UM and only the fourth of 12 UM coaches to post two 20-win seasons.

Former Cane Rick Barry was named one of the Greatest Players in NBA History.

Miami native and former Cane James Jones won the 2010-2011 NBA All-Star Weekend 3-Point Contest and the NBA Championship in the 2011-2012 season.

Six-time NBA All Star Amar'e Stoudemire enrolled at UM last year and is taking classes to earn his bachelor's degree.

UM is in its 10th season in the ACC.

Coach L led the George Mason Patriots to the Final Four with big wins over some of basketball's elite teams such as Michigan State, UNC, and UConn. He was the first coach to take a mid-major to a Final Four in 27 years when his team advanced in 2006.

In 14 years at George Mason, Larrañaga led the Patriots to five NCAA Tournament appearances (2011, 2008, 2006, 2001, 1999), including the 2006 Final Four.

Miami basketball received APR (academic progress rate) Public Recognition Awards for being among the top 10 percent in APR in their sport. Miami ranks in the top 10 percent NCAA men's basketball with a 990 APR.

The University of Miami Department of Athletics recorded a Graduation Success Rate (GSR) of 92 percent. Miami's department-wide GSR is tied for third among ACC schools and 10th overall among FBS programs. UM has exceeded the NCAA average GSR in each of the last nine years.

According to latest US News & World Report rankings, the University of Miami is the top academic institution in the state of Florida and ranks 47th nationally.

The Hurricanes have made at least one trey in 846 of 851 games since the NCAA adopted the 3-point shot in 1986.

Miami has held 704 of its last 705 opponents to less than 100 points. UNC was the last team to score 100+, defeating UM 105-64 on Jan. 31, 2007.

The Canes have averaged 20+ wins in each of the last eight seasons.

UM has played in the postseason 14 of the past 19 years, six of which were in the NCAA Tournament. The Hurricanes have advanced to the postseason seven times in nine seasons, with five NIT appearances and two NCAA appearances.



**UM Communications**  
**Assoc. AD for Communications** Chris Freet  
 c.freet@miami.edu  
**MBB Contact** **Amy Woodruff**  
**Associate Director of Communications**  
**Work/Cell** (305) 284-3241 / (813) 410-1194  
**Email** a.woodruff@miami.edu  
**Website** www.HurricaneSports.com

## 2013-14 UM Quick Facts

<b>Location</b>	Coral Gables, Fla.
<b>Stadium</b>	BankUnited Center
<b>Press Row</b>	305-284-2111
<b>Capacity</b>	7,900
<b>Enrollment</b>	15,524
<b>Founded</b>	1925
<b>Colors</b>	Orange, Green, White
<b>Nickname</b>	Hurricanes
<b>Mascot</b>	Sebastian the Ibis
<b>Conference</b>	Atlantic Coast
<b>President</b>	Dr. Donna E. Shalala
<b>Director of Athletics</b>	Blake James
<b>Address</b>	5821 San Amaro Drive Coral Gables, Fla. 33146

<b>2012-13 Overall Record</b>	29-7
<b>Home/Away/Neutral</b>	14-1/10-3/5-3
<b>2012-13 ACC Record</b>	15-3
<b>2012-13 ACC Finish</b>	1
<b>Returning / Lost</b>	7/6
<b>Newcomers</b>	9

<b>Head Coach</b>	Jim Larrañaga
<b>Alma Mater</b>	Providence, 1971
<b>Record at UM</b>	55-25 / 3rd season
<b>Overall Record</b>	525-359 / 30th season

## STAFF

Eric Konkol	Wisconsin-Eau Claire, '00
Michael Huger	Bowling Green, '94
Chris Caputo	Westfield (Mass.) State, '02
Director of Operations	Adam Fisher
Assoc. Director of Operations	Jaime Vathielil
Athletic Trainer	Wes Brown
Strength & Conditioning Coach	Steve Felde

## HISTORY

<b>First Season of Basketball</b>	1926
<b>Overall All-Time Record</b>	927-695
<b>Year UM Joined ACC</b>	2004-05
<b>NCAA Appearances</b>	Seven
	1960, 1998, 1999, 2000, 2002, 2008, 2013
<b>Last NCAA Appearance</b>	L, 71-61
	Sweet 16 vs. Marquette, 2013
<b>NIT Appearances</b>	10
	1961, 1963, 1964, 1995, 1997,
	2001, 2005, 2006, 2009, 2011
<b>Last NIT Appearance</b>	L, 79-64
	Quarterfinals vs. Alabama, 2011

## COMMUNICATIONS POLICIES

All interview requests for assistant coaches or athletics department staff members must also be approved and cleared by the UM Communications office and/or basketball contact Amy Woodruff. Credential requests are taken via e-mail to Amy Woodruff (A.Woodruff@miami.edu). Any misuse of credentials will result in removal from the BankUnited Center and the permanent voiding of the credential. The UM locker room is closed at all times. For home games, Coach Larrañaga and a handful of Hurricane players will report to the media room for interviews following the opposing team's postgame press conference.

## MIAMI IS BUILDING CHAMPIONS

Coach L and staff recruit guys who have won big games to play for the Canes. Of the five available players recruited under Coach L, Manu Lecomte won his U-20 Brussels championship while both Davon Reed (twice) and Tonye Jekiri played in their respective high school state championship game. In high school, James Kelly played in the state final four, and in junior college played in the finals of the NJCAA Tournament. Donnavan Kirk played in a pair of quarterfinal games while in high school.

Of the four players who were on the team before the arrival of Coach L and company, Raphael Akpejori won the state championship, Erik Swoope played in the final four, Rion Brown played in the elite eight twice and Garrius Adams played in the regional finals.

## DIVERSITY AT UM EXTENDS TO COURT

Five Miami players speak English as a second language. Raphael Akpejori - Two African languages. Mike Fernandez - Spanish (Cuban). Tonye Jekiri - African. Manu Lecomte - French. Angel Rodriguez - Spanish (Puerto Rican). UM is the academic home of nearly 1,700 foreign students of all socioeconomic backgrounds, from more than 110 countries as diverse as Peru, Pakistan, and Poland. Miami's diversity also is evident in its full-time faculty, which is nearly 36 percent minority, making UM one of the most diverse major private research universities.

## DREAM BEGINS IN DALLAS FOR LARKIN

Miami Hurricanes All-America point guard Shane Larkin has played in 13 games for the Dallas Mavericks, averaging 3.7 points, 1.2 steals and 2.0 assists in 13.2 minutes, after missing a few games with a foot injury.

Larkin was traded to the Dallas Mavericks after being selected with the No. 18 overall pick by the Atlanta Hawks during the 2013 NBA Draft at Barclays Center. The Mavericks are coached by Rick Carlisle, who was recruited by and played under Larrañaga at Virginia from 1982-84.

## COACHING COORDINATORS FOR MIAMI

Miami's assistant coaching staff is set up in a coordinator system, with Eric Konkol as the offensive coordinator, Michael Huger manning the defense and Chris Caputo handling the scout for every opponent.

## LARRAÑAGA ADDED TO UM FACULTY

Coach Jim Larrañaga has been appointed as Adjunct Assistant Professor of Kinesiology and Sport Sciences at the University of Miami. Due to his head coaching responsibilities, Larrañaga will be a guest lecturer at several different classes in the School of Education and Human Development throughout the semester.

## COACH L COACHING TREE

Jamie Angeli - Assoc. Women's Basketball HC - City College of New York  
 Joe Barer - HC - Davenport Assumption High School  
 Scott Cherry - HC - High Point  
 Bill Courtney - HC - Cornell  
 Kent Dernbach - Assistant - University of Wisconsin Stephens Point  
 Brian Ellerbe - Former HC - Michigan. Now assistant - DePaul  
 Jerry Francis - Former HC - Prairie View  
 Mike Gillian - Former HC - Longwood University  
 Stan Heath - HC - University of South Florida  
 Marc Iavaroni - Former HC - Memphis Grizzlies. Former assistant - LA Clippers  
 James Johnson - HC - Virginia Tech  
 Derek Kellogg - HC - UMass  
 Scott Lombardi - Director of Men's Basketball Operations - George Mason  
 Steve Merfeld - Former HC - Evansville. Now assistant - Creighton  
 Keith Noftz - Former assistant - Central Michigan. Now HC McKinley HS  
 Jeff Schneider - Former HC - Cal Poly San Luis Obispo  
 Anthony Solomon - Former HC - St. Bonaventure. Now assistant - Notre Dame  
 Ricky Stokes - Former head coach - Virginia Tech. Former HC - East Carolina  
 Jeff Westlund - HC - Bethel University  
 Ricky Yahn - HC - Concordia University

## FIRSTS UNDER JIM LARRAÑAGA

First game: Nov. 11, 2011 vs. Tennessee Tech. W, 69-58.  
 First starting lineup: Malcolm Grant, Durand Scott, Garrius Adams, Erik Swoope, Kenny Kadji.  
 First opening tip: Miami - Kenny Kadji.  
 First UM FG: 18:38, Durand Scott, 3-pointer.  
 First lead: 18:38, 3-0.  
 First halftime score: Tennessee Tech 32, Miami 27.  
 First win: Nov. 11, 2011. Miami 69, Tennessee Tech 58.  
 Attendance at first game: 3,600.  
 First loss: Nov. 25, 2011 at Ole Miss, 64-61 (OT).  
 First road win: Dec. 22, 2011 at Charlotte, 76-61.  
 First ACC game: Jan. 7, 2012 at Virginia, L, 52-51.  
 First ACC win: Jan. 18, 2012 vs. Clemson, 76-73.  
 First ACC regular season title: 2012-13

## JIM LARRAÑAGA = PROGRAM CHANGER

### In Coach L's Two Seasons at Miami ...

- ACC Regular Season and Tournament Championships
- .710 winning percentage
- Two 20-win seasons
- Two postseason appearances with three victories
- 15 ACC wins in 2013
- One All-American

### Seven Seasons before Coach L at UM ...

- .561 winning percentage
- Best conference finish was fifth place
- One NCAA Tournament appearance
- Most ACC wins was eight

### In Coach L's 14 Seasons at George Mason ...

- .626 winning percentage
- 13 straight winning seasons
- A Final Four appearance
- 5 trips to the NCAA tournament
- 9 postseason appearances
- First national ranking
- First appearance in Top 10
- First wins over Top 10 teams
- Winningest coach in league history

### Seven Seasons before Coach L at GMU...

- .340 winning percentage
- 7 straight losing seasons
- 0 postseason appearances
- Worst team in the CAA

## CANES IN THE NCAA TOURNAMENT

Season	Coach	Overall	Conf.	Record
1959-60	Bruce Hale	23-4		0-1
1997-98	Leonard Hamilton	18-10	11-7	0-1
1998-99	Leonard Hamilton	23-7	15-3	1-1
1999-00	Leonard Hamilton	23-11	13-3	2-1
2001-02	Perry Clark	24-8	10-6	0-1
2007-08	Frank Haith	23-11	8-8	1-1
<b>2012-13 Jim Larrañaga</b>		<b>29-7</b>	<b>15-3</b>	<b>2-1</b>

## 20-WIN SEASONS AT MIAMI

Season	Coach	Overall	Conf.	W-L	Postseason
1946-47	Hart Morris	20-7			
1959-60	Bruce Hale	23-4			NCAA
1960-61	Bruce Hale	20-7			NIT
1962-63	Bruce Hale	23-5			NIT
1963-64	Bruce Hale	20-7			NIT
1964-65	Bruce Hale	22-4			
1998-99	Leonard Hamilton	23-7	BIG EAST	15-3	NCAA
1999-00	Leonard Hamilton	23-11	BIG EAST	13-3	NCAA
2001-02	Perry Clark	24-8	BIG EAST	10-6	NCAA
2007-08	Frank Haith	23-11	ACC	8-8	NCAA
2009-10	Frank Haith	20-13	ACC	4-12	
2010-11	Frank Haith	21-15	ACC	6-10	NIT
2011-12	Jim Larrañaga	20-13	ACC	9-7	NIT
2012-13	Jim Larrañaga	29-7	ACC	15-3	NCAA

**LARRAÑAGA CONTRACT EXTENDED THROUGH 2022**

The University of Miami extended Coach Jim Larrañaga's contract through May 31, 2022, Director of Athletics Blake James announced in September. Larrañaga first signed a five-year contract in April 2011, then was granted a three-year extension in 2012. Larrañaga signed the nine-year contract following the Canes' historical run in 2013, which culminated with the Bronx, N.Y., native earning AP, Naismith and USBWA Henry Iba National Coach of the Year honors. He was also the ACC Coach of the Year as well as NABC, Basketball Times and USBWA District Coach of the Year.

**AKPEJIORI ATHLETES IN ACTION TOUR**

In August of 2013, averaged 9.2 points and 5.8 rebounds for Athletes in Action through five games played in Jamaica. Game high was 12 points against the Jamaican National Team, against former teammate Durand Scott

**ADAMS ENSHRINED INTO HS HALL OF FAME**

Garrius Adams has been inducted into the Middle Creek High School Athletics Hall of Fame. The North Carolina basketball product will be honored before the school's football game on October 18. As a high school senior, Adams averaged 21.8 points per game en route to setting a new Middle Creek High School scoring record in career points.

**CANE STRONG: UMBB IN THE WEIGHT ROOM**

Junior transfer James Kelly and freshman Davon Reed each improved their bench press max by 80 pounds from June to October, as Kelly started at 235 and is up to 315 while Reed improved from 170 to 250. Senior Erik Swoope pressed a team-best 365, up 35 pounds since June, followed by Kelly's 315, senior Raphael Akpejiori at 310 and senior Donnavan Kirk at 300. Of the guards, senior Rion Brown leads the way at 275, closely followed by classmate Garrius Adams (265). Junior transfer Sheldon McClellan touts the highest standing vertical, with his 41-inch leap. Kirk boasts a 35.5 jump while Swoope is at 35 inches and freshman Deandre Burnett jumps 34 inches with no step. Over the summer, Swoope improved his standing vertical from 27 to 35 inches, the best on the team, followed by a five-inch increase by Kirk and a 4.5-inch improvement from sophomore Steve Sorenson. McClellan also has the highest approach vertical with 45 inches, followed by Burnett's 42.5 inches, which he improved from 37 inches in June. Reed is third with 40.5 inches, a 4.5-inch improvement) and Swoope rounds out the top four with a 40-inch approach vertical. In the pro agility test, McClellan topped out at 3.9 seconds, while freshman Manu Lecomte turned in a time of 3.97 seconds.

**LARRAÑAGA DELIVERS UM COMMENCEMENT SPEECH**

Coach L delivered an inspirational 10-minute Commencement speech in May to the College of Arts and Sciences and the Rosenstiel School of Marine and Atmospheric Science graduates.

**MAY 28 - UM MBB DAY IN CORAL GABLES**

The City of Coral Gables honored head coach Jim Larrañaga and the Miami men's basketball team, proclaiming May 28, 2013, as "University of Miami Hurricanes Men's Basketball Day".

**CANES IN THE PROS**

James Jones	Miami Heat
Shane Larkin	Dallas Mavericks
John Salmons	Sacramento Kings

Robert Hite	Iowa Energy (D-League)
Reggie Johnson	Delaware 87ers (D-League)
DeQuan Jones	Formerly with Orlando Magic
Jack McClinton	Reno Bighorns (D-League)
Trey McKinney Jones	FortWayne Mad Ants (D-League)

Brian Asbury	Hapoel Holon (Israel)
Julian Gamble	St Vallier Basket Drome (France)
Malcolm Grant	Wollongong Hawks (Australia)
Lance Hurdle	Wollongong Hawks (Australia)
Kenny Kadji	(Germany)
Anthony King	Artland Dragons (Germany)
Durand Scott	Obradoiro (Spain)
Adrian Thomas	Shimane Susanoo Magic (Japan)

**MIAMI'S LARGEST IN 2013-14**

<b>Lead</b>	24, vs. Texas Southern, 11/14
<b>Deficit</b>	16, at Nebraska, 12/4
<b>Margin of Victory</b>	17, at Savannah State, 12/19
<b>Margin of Defeat</b>	11, at Nebraska, 12/4
<b>Halftime Lead</b>	17, at Savannah State, 12/19
<b>Halftime Deficit</b>	9, at Nebraska, 12/4
<b>Deficit in Win</b>	12, vs. Texas Southern, 11/14
<b>Halftime Deficit in Win</b>	—
<b>Lead in Loss</b>	13, vs. Virginia Tech, 12/8
<b>Halftime Lead in Loss</b>	8, vs. Virginia Tech, 12/8

**WINNINGEST ACTIVE DIVISION I HEAD COACHES\***

Name	Wins
1. Mike Krzyzewski	957
2. Jim Boeheim	920
3. Bob Huggins	723
4. Roy Williams	700
5. Rollie Massimino	689
6. Bo Ryan	674
7. Rick Pitino	664
8. Mike Montgomery	656
9. Cliff Ellis	647
10. Rick Byrd	637
11. Larry Hunter	630
12. Ben Braun	608
13. John Beilein	598
14. Stew Morrill	584
15. Rick Barnes	560
16. Dave Bike	528
17. John Calipari	526
18. <b>Jim Larrañaga</b>	<b>519</b>
19. Lon Kruger	514
20. Tubby Smith	511

\*Records are prior to the 2012-13 season

**2013-14 SIGNING CLASS**

Head Coach Jim Larrañaga announced the signing of four players - Ja'Quan Newton, James Palmer, Omar Sherman and Ivan Cruz Uceda - to National Letters of Intent to play men's basketball for the University of Miami beginning in the fall of 2014.

A consensus Top 60 player, Newton is a 6-2, 180-pound guard listed as the No. 55 player in ESPN's Top 100 list. At Neumann-Goretti High in Philadelphia, Newton averaged 18.0 points per game last season, and has totaled more than 1,300 career points, helping Coach Carl Arrigale lead his team to three consecutive Catholic League championships. The incoming freshman has participated in the NBPA Top 100 Camp and LeBron James Skills Academy, and plays AAU ball for Team Final, the same squad as future Miami teammate Davon Reed. Newton, an offensive slasher with an innate ability to get to the rim, was also recruited by UCLA, Texas A&M and Minnesota.

Palmer, a senior at St. John's College High, is a 6-foot-4, 180-pound guard from Washington, D.C. He helped his squad to a 20-win season by averaging 12 points, five rebounds and two assists as a junior. An offensive threat, Palmer can catch-and-shoot 3-pointers or score in transition. Palmer, who plays AAU ball for Team Takeover, was also recruited by Memphis, Wake Forest, Rutgers, Cincinnati and Maryland. Palmer was coached by Sean McAloon at St. John's College HS.

Sherman, out of Duncanville, Texas, is a four-star prospect, according to ESPN and Scout.com. The 6-foot-8, 220-pound forward plays high school ball at Duncanville High, where he is coached by Kenny Boren. Scout.com lists Sherman as the No. 20 power forward in the country, and the No. 94 player overall. Sherman, who played his AAU seasons with Deron Williams Elite, chose Miami over Wichita State, North Texas and Weber State.

Cruz Uceda is a 6-foot-10, 240-pound forward originally from Madrid, Spain, ranked No. 55 overall by ESPN. Cruz Uceda will be available to play a pair of seasons for Miami following his two years at Harcum College in Pennsylvania. At Harcum, he set the school record for rebounds in a season and has a chance to break the school's career record for caroms. Cruz Uceda was also recruited by Marquette, Ohio State, Penn State and Villanova.

The four newcomers will join an already talented 2014-15 class, which includes redshirt-freshman Deandre Burnett, who is out this season with an injury, and transfers Sheldon McClellan and Angel Rodriguez, who are currently sitting out due to NCAA transfer rules.

**LED (TIED) THE TEAM IN....**

	Points	Rebounds	Assists	Steals	Blocks
<b>Adams</b>	3	2 (1)	2 (3)	3 (4)	
<b>Akpejiori</b>					(1)
<b>Brown</b>	1	2	4 (4)	(4)	
<b>Jekiri</b>		(1)			(1)
<b>Kelly</b>	3			(2)	1 (2)
<b>Kirk</b>	3	6			8 (2)
<b>Lecomte</b>			1 (2)	1 (2)	
<b>Reed</b>	1		(1)	2 (1)	(1)
<b>Swoope</b>					

**STARTERS BY GAME**

SFB	Lecomte	Adams	Brown	Kirk	Jekiri
GSU	Lecomte	Adams	Brown	Kirk	Jekiri
TSU	Lecomte	Adams	Brown	Kirk	Jekiri
CofC	Lecomte	Adams	Brown	Kirk	Kelly
UCF	Lecomte	Adams	Brown	Kirk	Kelly
GWU	Lecomte	Adams	Brown	Kirk	Jekiri
CSF	Reed	Adams	Brown	Kirk	Kelly
ASU	Reed	Adams	Brown	Kirk	Kelly
NEB	Reed	Adams	Brown	Kirk	Kelly
VT	Reed	Adams	Brown	Kirk	Kelly
SSU	Reed	Adams	Brown	Kirk	Kelly
LaSalle					
Loyola					

**RECORD BY STARTING LINEUP**

Lecomte, Adams, Brown, Kirk, Jekiri	2-2
Lecomte, Adams, Brown, Kirk, Kelly	1-1
Reed, Adams, Brown, Kirk, Kelly	2-2

## MIAMI'S RECORD WHEN...

RECORD	ALL	ACC	AT UM	COACH L ACC
All games	6-5	0-1	55-25	24-11
Home	2-3	0-1	30-8	14-4
Away	3-1		18-12	10-7
Neutral	1-1		7-5	n/a
November	4-3		12-6	n/a
December	2-2	0-1	10-6	0-1
January			12-3	10-3
February			12-5	12-5
March			9-5	2-2
Vs. Top 10 opponents			2-4	2-3
Vs. Top 25 opponents			5-9	4-5
Vs. RV opponents	1-1		6-2	1-0
Vs. teams over .500 on game day	1-4	0-1	33-22	15-10
Vs. teams under .500 on game day	2-0		15-2	7-1
Vs. teams at .500 on game day	1-1		6-1	2-0
While UM is in the top 25			16-4	12-3
While UM is RV (only)			7-3	2-1
Leading at halftime	5-1	0-1	43-8	18-5
Trailing at halftime	1-4		10-17	4-6
Tied at halftime			4-0	2-0
Single overtime	1-3	0-1	2-5	1-1
Double overtime			2-0	1-0
In overtime games	1-3	0-1	4-5	2-1
Leading with 2:00 left in regulation	4-2	0-1	49-4	22-1
Trailing with 2:00 left in regulation	1-3		5-19	2-9
Tied with 2:00 left in regulation	1-0		1-1	0-1
UM shoots 50% or better from field	3-0		17-0	6-0
UM shoots 40-49% from field	2-0		32-7	16-5
UM shoots under 40% from field	1-5	0-1	6-18	2-6
Opp. shoots 50% or better from field			2-8	1-4
Opp. shoots 40-49% from field	3-2		24-10	10-4
Opp. shoots under 40% from field	3-3	0-1	29-7	13-3
UM shoots 70% or better from the line	2-3		28-13	10-8
UM shoots less than 70% from the line	4-2	0-1	27-12	14-2
UM has more 3-point FGs	2-1		23-8	15-6
UM has fewer 3-point FGs	4-3	0-1	21-9	8-4
3-point FGs are even	0-1		2-1	1-1
Four or more Canes in double figures	3-0		28-6	11-5
Three Canes score in double figures	1-4	0-1	19-14	9-4
Two or less Canes score in double figures	2-1		8-5	4-2
UM outrebounds opponent	5-2	0-1	35-10	14-6
Opp. outrebounds UM	1-3		18-15	9-5
Tied in rebounds			2-0	1-0
UM records 10 or more steals	1-0		9-3	3-1
UM records 15 or more assists	2-0		15-0	8-0
UM commits less than 15 turnovers	5-5	0-1	47-20	21-8
UM commits 15 or more turnovers	1-0		8-5	3-3
UM commits less turnovers than opp.	4-2		34-10	13-2
UM commits more turnovers than opp.	2-3	0-1	17-10	9-6
Tied in turnovers			4-5	2-3
UM scores 59 points or less	1-2		5-9	3-3
UM scores between 60-69 points	2-3	0-1	14-11	6-4
UM scores between 70-79 points	1-0		25-5	12-4
UM scores between 80-89 points	2-0		7-0	1-0
UM scores between 90-99 points			4-0	2-0
UM scores 100 or more points			0-0	0-0
Playing during the afternoon	2-2	0-1	18-7	8-4
Playing in the evening (5 p.m. or later)	4-3		36-17	16-7
Games decided by three points or less	2-1	0-1	7-6	4-4
Games decided by four to 10 points	1-3		16-9	7-5
Games decided by 11-20 points	3-1		22-10	7-2
Games decided by more than 20 points			10-0	6-0

## UM SINCE THE ARRIVAL OF JIM LARRAÑAGA IN 2011

- 2013 ACC Regular Season Champions
- 2013 ACC Tournament Champions
- Ranked No. 2/2 - Miami's program high - Feb. 18, 2013
- No. 1 seed at 2013 ACC Tournament
- No. 2 seed in 2013 NCAA Tournament
- Won school record 29 games in 2013
- Won 15 ACC games in 2013
- 14-game win streak (tied 1946-47 & 2001-02) from Jan. 2 - Feb. 19, 2013
- 13-0 start in 2013 conference play, topping school-best nine ACC victories, which was set in 2011-12
- Sophomore Shane Larkin selected No. 18 in the 2013 NBA Draft by Atlanta Hawks, then traded to Dallas Mavericks
- All six seniors earned academic degree from UM: Garrius Adams, Julian Gamble, Reggie Johnson, Kenny Kadji, Trey McKinney Jones, Durand Scott
- Defeated No. 1 Duke, 90-63, on Jan. 23, 2013 in Coral Gables
- Defeated Duke twice within 12 months, at both Cameron Indoor Stadium and the BankUnited Center
- First team to beat Duke and UNC by 20+ points in the same season since Maryland in '74-'75 season
- First team to beat Duke and UNC by 25+ points since the start of ACC play in 1953
- Defeated three teams in The Triangle in the same season: UNC, Duke & NC State
- In 2012-13 defeated three teams in the Top 20 for the first time since joining the ACC - the last time was in 1999-00
- Students camped out for the game vs. Duke more than four hours before tipoff, then did it again for the game vs. Florida State
- Five home sellouts of 7,972 fans vs. Duke, Florida State, North Carolina, Virginia and Clemson
- Set a record for the most games with 1,200 or more students (7)
- Set record student average attendance at 808. The past average attendance was 641 per game
- Set the record for cumulative season student attendance at 12,008. The previous record was 10,269

## AWARDS

- 2013 AP Coach of the Year - Jim Larrañaga
- 2013 Naismith Coach of the Year - Jim Larrañaga
- 2013 ACC Coach of the Year - Jim Larrañaga
- 2013 Henry Iba National Coach of the Year - Jim Larrañaga
- 2013 ACC Player of the Year (Coaches) - Shane Larkin
- 2013 ACC Defensive Player of the Year - Durand Scott
- Five All-ACC selections: Shane Larkin 1st team, Kenny Kadji 2nd team & 3rd team, Scott H.M. (twice)
- Three ACC Defensive Team players: Shane Larkin, Durand Scott, Julian Gamble
- 2012 ACC All-Rookie Team - Shane Larkin
- 2013 ACC All-Academic Team - Raphael Akpejori
- 2013 ACC Tournament MVP - Shane Larkin
- Four ACC All-Tournament team nods: Shane Larkin (1st), Durand Scott (1st), Julian Gamble (2nd), Trey McKinney Jones (2nd)
- Four ACC Player of the Week awards: Reggie Johnson (2012), Durand Scott (2012 & 2013) and Shane Larkin (2013)
- One ACC Rookie of the Week: Shane Larkin (2012)

## CURRENT PLAYER AWARDS IN 2012-13

*Raphael Akpejori*

- All-ACC Academic Team
- NABC Honors Court
- ACC Academic Honor Roll

*Justin Heller*

- ACC Academic Honor Roll

*Steve Sorenson*

- ACC Academic Honor Roll

## COACH LARRAÑAGA'S MILESTONE VICTORIES

Victory	Date	Opponent	Score	School
50	02/10/88	Miami (Ohio)	65-59	Bowling Green
100	02/23/91	Kent State	84-57	Bowling Green
150	12/22/94	at Ohio State	59-50	Bowling Green
200	12/27/97	Northeastern	66-60	George Mason
250	12/20/00	Coastal Carolina	81-65	George Mason
300	12/02/03	East Carolina	76-65	George Mason
350	01/26/06	William & Mary	81-58	George Mason
400	02/27/08	William & Mary	68-59	George Mason
450	12/08/10	Loyola (Md.)	66-52	George Mason
500	01/05/12	at Georgia Tech	62-49	Miami



MIAMI HIGHS		OPPONENT HIGHS		MIAMI LOWS		OPPONENT LOWS	
Points	84 - Texas Southern, 11/14	Points	80 - Georgia Southern, 11/11	Points	48 - Cal State Fullerton, 11/29	Points	46 - Cal State Fullerton, 11/29
Points/Half	44 - Texas Southern, 11/14	Points/Half	35 - 2nd - UCF, 11/21	Points/Half	13 - Nebraska, 12/4	Points/Half	17 - Cal State Fullerton, 11/29
Field Goals Made	35 - Texas Southern, 11/14	Field Goals Made	29 - George Washington, 11/28	Field Goals Made	16 - Nebraska, 12/4	Field Goals Made	17 - Cal State Fullerton, 11/29
Field Goal Att.	69 - 2x last vs. Virginia Tech, 12/8	Field Goal Att.	69 - vs. Virginia Tech, 12/8	Field Goal Att.	42 - at Savannah State, 12/19	Field Goal Att.	42 - Co. of Charleston, 11/18
Field Goal Pct.	.571 - at Savannah State, 12/19	Field Goal Pct.	.475 - George Washington, 11/28	Field Goal Pct.	.311 - St. Francis Brooklyn, 11/8	Filed Goal Pct.	.348 - vs. Virginia Tech, 12/8
3-Point FG Made	10 - Texas Southern, 11/14	3-Point FG Made	12 - vs. Virginia Tech, 12/8	3-Point FG Made	0 - St. Francis Brooklyn, 11/8	3-Point FG Made	1 - vs. Virginia Tech, 12/8
3-Point FG Att.	25 - Nebraska, 12/4	3-Point FG Att.	34 - vs. Virginia Tech, 12/8	3-Point FG Att.	11 - Co. of Charleston, 11/18	3-Point FG Att.	3 - vs. Virginia Tech, 12/8
Free Throws Made	25 - Georgia Southern, 11/11	Free Throws Made	17 - Nebraska, 12/4	Free Throws Made	3 - Cal State Fullerton, 11/29	Free Throws Made	5 - George Washington, 11/28
Free Throw Att.	31 - St. Francis Brooklyn, 11/8	Free Throw Att.	23 - St. Francis Brooklyn, 11/8	Free Throw Att.	6 - Texas Southern, 11/14	Free Throw Att.	9 - George Washington, 11/28
Rebounds	50 - vs. Virginia Tech, 12/8	Rebounds	45 - St. Francis Brooklyn, 11/8	Rebounds	30 - 2x	Rebounds	21 - at Savannah State, 12/19
Assists	21 - Texas Southern, 11/14	Assists	16 - Arizona State, 12/1	Assists	5 - St. Francis Brooklyn, 11/8	Assists	8 - Georgia Southern, 11/11
Steals	12 - Texas Southern, 11/14	Steals	10 - Nebraska, 12/4	Steals	1 - Cal State Fullerton, 11/29	Steals	2 - 2x
Blocks	6 - George Washington, 11/28	Blocks	5 - 2x, last Nebraska, 12/4	Blocks	3 - 3x, last Nebraska, 12/4	Blocks	0 - Cal State Fullerton, 11/29
Turnovers	16 - at Savannah State, 12/19	Turnovers	17 - St. Francis Brooklyn, 11/8	Turnovers	7 - 2x	Turnovers	6 - George Washington, 11/28
Victory Margin	17 - at Savannah State, 12/19	Victory Margin	11 - Nebraska, 12/4	Victory Margin	1 - Georgia Southern, 11/11	Victory Margin	1 - Virginia Tech, 12/8

**MIAMI INDIVIDUAL HIGHS**

Points	25 - Rion Brown at Nebraska, 12/4
Field Goals Made	8 - Rion Brown at Nebraska, 12/4
Field Goal Attempts	18 - Garrius Adams vs. St. Francis Brooklyn, 11/8
3-Point FG Made	5 - 2x last Rion Brown Nebraska, 12/4
3-Point FG Attempts	11 - Rion Brown at Nebraska, 12/4
Free Throws Made	7 - 5x
Free Throw Attempts	10 - Garrius Adams vs. St. Francis Brooklyn, 11/8
Rebounds	11 - 3x last Donnavan Kirk vs. Virginia Tech, 12/8
Assists	9 - Rion Brown vs. Texas Southern, 11/14

**OPPONENT INDIVIDUAL HIGHS**

Points	27 - Jelani Hewitt, Georgia Southern, 11/11
Field Goals Made	9 - 2x last Jarell Eddie, Virginia Tech, 12/8
Field Goal Attempts	23 - Jarell Eddie, Virginia Tech, 12/8
3-Point FG Made	6 - Jarell Eddie, Virginia Tech, 12/8
3-Point FG Attempts	14 - Jarell Eddie, Virginia Tech, 12/8
Free Throws Made	8 - Jelani Hewitt, Georgia Southern, 11/11
Free Throw Attempts	8 - 3x
Rebounds	15 - Jordan Bachynski, Arizona State, 12/1
Assists	9 - Jonathan Gilling, Arizona State, 12/1

## THE LAST TIME ...

**Player Scored 30 Points**

Miami	Durand Scott (32), vs. NC State, 3/16/13
Opponent	Ryan Kelly (36), at Duke, 3/2/13

**Player Scored 35 Points**

Miami	Jack McClinton (35) vs. North Carolina, 3/15/09
Opponent	Ryan Kelly (36), at Duke, 3/2/13

**Player Scored 40 Points**

Miami	Darius Rice (43) vs. Connecticut, 1/20/03
Opponent	Sean Singletary (41), Virginia, 3/1/08

**Two Players Scored 20 Points**

Miami	Shane Larkin (28), Trey McKinney Jones (20) vs. North Carolina, 3/17/13
Opponent	Omari Grier (27), Raymond Taylor (20) FAU, 12/17/11

**Three Players Scored 20 Points**

Miami	Dwayne Collins (23), Brian Asbury (21), Jack McClinton (20) vs. Virginia Tech, 1/25/09
Opponent	Travis Mays (40), Alvin Heggs (22), Lance Blanks (21), Texas, 2/22/89

**Five Players Scored in Double Figures**

Miami	James Kelly (17), Donnavan Kirk (15), Rion Brown (13), Manu Lecomte (12), Davon Reed (11), Garrius Adams (10) vs. Texas Southern, 11/14/13
Opponent	Jon Scheyer (27), DeMarcus Nelson (19), Kyle Singler (12), Greg Paulus (12), Lance Thomas (10) Duke, 2/20/08

**Six Players Scored in Double Figures**

Miami	James Kelly (17), Donnavan Kirk (15), Rion Brown (13), Manu Lecomte (12), Davon Reed (11), Garrius Adams (10) vs. Texas Southern, 11/14/13
-------	--

**Player Grabbed 15 Rebounds**

Miami	Reggie Johnson (20) vs. Florida Atlantic, 3/16/11
Opponent	Jordan Bachynski (15), Arizona State, 12/1/13

**Two Players Grabbed 10 Rebounds**

Miami	Kenny Kadji (12) and Reggie Johnson (11) vs. Stetson, 11/9/12
Opponent	Marcus Ginyard (12), John Henson (12), North Carolina, 3/2/10

**Three Players Grabbed 10 Rebounds**

Miami	Mark Richardson (11), Eric Brown (10), Joe Wylie (10) vs. FIU, 3/6/89
Opponent	Matt Harpring (12), Dion Glover (10), Michael Maddox (10), Georgia Tech, 12/2/7/97

**Player Had 10 Assists**

Miami	Durand Scott (10) vs. North Carolina Central, 11/14/09
Opponent	Kendall Marshall (10), North Carolina, 3/11/11

**Player Had 10 Blocks**

Miami	Anthony King (10) vs. Florida Atlantic, 11/29/04
Opponent	Jarvis Varnado (10), Mississippi State, 12/13/07

**Player Had a Double-Double**

Miami	Rion Brown (13 pts, 11 rebs) vs. Texas Southern, 11/14/13
Opponent	Jordan Bachynski (20 pts, 15 rebs), Arizona State, 12/1/13

**Player Had a Triple-Double**

Miami	Anthony King (11 pts, 10 reb, 13 blks) vs. Florida Atlantic, 11/29/04
Opponent	Brendan Haywood (18 pts, 14 reb, 10 blks), North Carolina, 12/4/00

**Two Players Had Double-Doubles**

Miami	Reggie Johnson (22 pts, 11 rebs) & Kenny Kadji (12 pts, 12 rebs), vs. Stetson, 11/9/12
Opponent	Hasheem Thabeet (19 pts, 14 reb), A.J. Price (13 pts, 11 reb), Connecticut, 11/23/08

**Team Scored 100 Points**

Miami	108 vs. Nova Southeastern, 11/16/09
Opponent	105, North Carolina, 1/31/07

**Team Scored 50 Points in a Half**

Miami	51, (2nd half) at Hawaii, 12/22/12
Opponent	51 (2nd half), UCF, 12/18/10

**Team Shot 50 Percent in Both Halves**

Miami	.538 (14-26) / .625 (10-16) at Savannah State, 12/19/13
Opponent	.538 (14-26) / .500 (16-32) vs. Georgia Tech, 3/6/13

**Team Shot 60 Percent in a Half**

Miami	.625 (10-16), second half, at Savannah State, 12/19/13
Opponent	.652 (15-23), second half, Marquette, 3/28/13

**Team Shot 70 Percent in a Half**

Miami	.739 (17-23), first half, at Florida State, 2/13/13
-------	---

**Team Shot 60 Percent in a Game**

Miami	.638 (30-47), at Florida State, 2/13/13
Opponent	.622 (23-37), Clemson, 12/21/08

**Team Shot Less Than 30 Percent in a Game**

Miami	.291 (16-55), FGCU, 11/13/12
Opponent	.297 (22-74), Duke, 1/23/13

<b>Miami 81, Ga. Southern 80 (OT)</b>	<b>Game 2</b>
<b>11-11-13</b>	<b>BankUnited Center</b>

Georgia Southern 1-1				tot-fg 3-pt				rebounds										
#	Player	*	fg	20	fg	fga	ft	fta	of	d	tot	pf	tp	a	b	s	min	
05	HEWITT, Jelani	*	8	20	3	10	8	8	0	3	3	2	27	5	2	1	35	
10	BAYNHAM, Marvin	*	1	2	0	0	0	0	2	4	6	5	2	0	1	0	48	
11	BUSSEY, Tre	*	7	12	2	5	4	4	1	2	3	1	20	1	2	0	13	
12	HOLMES, Brian	*	5	8	3	4	4	0	1	1	1	2	17	0	2	0	31	
13	MATIAS, Angel	*	0	1	0	0	0	0	1	1	2	3	0	0	1	0	10	
01	DUNNICAN, Kameron	0	0	0	0	0	0	0	1	1	3	0	0	0	1	1	0	
02	MIKE, Sam	1	2	0	0	0	0	0	1	1	4	2	0	0	1	0	27	
04	DIAMOND, Curtis	3	7	1	5	0	0	0	3	3	0	7	1	0	0	0	22	
35	DOYLE, Kyle	2	5	1	2	0	0	0	3	2	5	4	5	1	1	0	27	
TEAM									3	4	7							
Totals.			27	57	1026	1616			10	22	32	24	80	8	11	2	225	
TOTAL FG%		1st Half:	10-24 41.7%				2nd Half:				13-27 48.1%				Game: 47.4%			
3-Pt. FG%		1st Half:	5-12 41.7%				2nd Half:				4-12 33.3%				Game: 38.5%			
F Throw %		1st Half:	7-7 100%				2nd Half:				5-5 100%				Game: 100%			

Minn 1-1		to-fig 5-pt					rebounds									
#	Player	fg	fga	fg%	fta	ft%	of	tot	pf	tp	a	b	s	min		
15	Rion Brown	* 3	13	2	6	7	8	3	4	7	15	4	0	0	45	
20	Manu Lecomte	* 4	8	2	4	2	2	1	3	4	12	1	0	1	36	
22	Donnavan Kirk	* 7	13	1	2	3	5	5	10	1	18	0	1	31	30	
23	Tonye Jekiri	* 1	4	0	0	0	0	1	0	2	2	0	2	0	9	
25	Garrison Adams	* 2	8	0	4	7	10	0	4	4	22	2	3	1	5	
25	Davon Reed	1	5	1	4	4	4	0	1	1	4	7	2	1	0	
21	Erik Swoope	2	5	0	0	2	2	1	2	3	2	6	1	0	0	
35	James Kelly	5	8	0	1	0	0	2	0	2	2	10	2	0	0	
TEAM							3 1 4									
Totals		25	64	6	21	25	29	16	20	36	17	81	12	7	5	
Total FG%		8-27 29.6%					13-32 40.6%					Game: 39.1%				
3-PT FG%		1st Half: 3-11 27.3%					2nd Half: 2-9 22.2%					Game: 28.6%				
F Throw %		1st Half: 16-18 88.9%					2nd Half: 4-6 66.7%					Game: 86.2%				

Officials: Ray Natili, Tim Nestor, JB Caldwell  
Technical fouls: Georgia Southern-None. University of Miami-None.  
Attendance: 4654

Score by Periods	1st	2nd	OT	Total
Georgia Southern	32	35	13	80
University of Miami	35	32	14	81

Points in the paint-GASO 24,UM 30. Points off turnovers-GASO 12,UM 14.  
2nd chance points-GASO 6,UM 20. Fast break points-GASO 4,UM 2.  
Bench points-GASO 14,UM 23. Score tied-8 times. Lead changed-8 times.  
Last FG-GASO OT-01:34,UM OT-00:57.  
Largest lead-GASO bv 9 1st-10:59,UM bv 10 2nd-08:52.

UCF 63, Miami 58	Game 5
11-21-13	BankUnited Center

UCF 3-1		tot-fg 3-pt						rebounds									
#	Player	*fg	3	fg	fga	ft	fta	of	def	tot	pf	tp	a	to	b	s	min
01	SPURLOCK, Tristan	*	3	11	2	4	2	3	5	10	4	10	0	1	0	0	33
03	SWAKES, Isaiah	*	5	13	0	1	3	2	6	8	1	11	3	6	0	3	34
04	WALKER, Daquan*	0	2	0	0	1	2	1	1	2	1	1	3	1	0	0	19
11	NEWELL, Calvin	*	9	17	1	5	0	2	0	5	5	2	19	6	2	0	38
32	WILSON, Kasey	*	7	11	3	1	3	1	8	9	1	16	0	2	0	1	32
05	MCCRORY, Eugene	0	0	0	0	2	4	0	0	0	0	2	0	1	1	1	12
12	WILLIAMS, Matt	0	1	0	1	0	0	0	1	0	1	0	0	0	0	0	13
15	KARELL, Dylan	0	1	0	0	0	0	0	1	0	1	0	0	0	0	0	4
22	GOODWIN, Brandon	0	0	0	0	0	0	0	0	0	0	0	0	0	0	0	7
24	HANEY, Steven	0	1	0	1	0	0	0	0	0	0	0	1	0	0	0	7
52	BLAIR, Staphon	2	2	0	0	0	0	0	1	1	4	0	0	0	0	0	10
TEAM		1 5 6															
Totals:		26	59	4	14	7	17	17	21	42	62	14	12	1	7	20	0

Total FG%		1st Half: 11-28 39.5%		2nd Half: 15-31 48.4%		Game: 44.1%	
3-Pt. FG%		1st Half: 3-8 37.5%		2nd Half: 1-6 17.5%		Game: 28.6%	
F Throw %		1st Half: 3-5 60.0%		2nd Half: 4-12 33.3%		Game: 41.2%	
<b>Miami 3-2</b>							
<b>#</b>	<b>Player</b>	<b>pts</b>	<b>fg</b>	<b>fga</b>	<b>ft</b>	<b>fta</b>	<b>rebounds</b>
		<b>o</b>	<b>d</b>	<b>o</b>	<b>d</b>	<b>o</b>	<b>d</b>
15	Rion Brown	* 4	15	1	8	2	2
20	Mau Lecomte	* 0	6	0	2	0	0
22	Donnawan Kirk	* 3	8	0	2	0	2
25	Garrison Adams	* 7	12	1	3	5	6
35	James Kelly	* 1	4	0	2	0	2
04	Raphael Akpejori	0	1	0	0	0	1
05	Davon Reed	* 7	10	3	5	0	0
21	Erik Swoopce	0	0	0	0	0	1
23	Tonye Jekiri	1	3	0	0	0	0
<b>TEAM</b>		<b>1 1 2</b>					
<b>Totals</b>		<b>23</b>	<b>59</b>	<b>5</b>	<b>22</b>	<b>7</b>	<b>10</b>
<b>Total FG%</b>		<b>1st Half: 10-29 34.5%</b>		<b>2nd Half: 13-30 43.3%</b>		<b>Game: 39.0%</b>	
<b>3-Pt. FG%</b>		<b>1st Half: 1-10 10.0%</b>		<b>2nd Half: 4-12 33.3%</b>		<b>Game: 22.0%</b>	

Officials: Karl Hess, Roger Ayers, Michael Roberts  
 Technical fouls: UCF-None. University of Miami-None.  
 Attendance: 4895

Score by Periods	1st	2nd	Total
UCF	28	35	63

University of Miami 21 3/ 58  
Points in the paint-UCF 36,UM 32. Points off turnovers-UCF 12,UM 10.  
2nd chance points-UCF 7,UM 7. Fast break points-UCF 8,UM 10.  
Bench points-UCF 6,UM 19. Score tied-0 times. Lead changed-6 times.  
Last FG-UCF 2nd-00:22, UM 2nd-00:54.  
Largest lead-UCF by 11 2nd-18:09. UM by 5 1st-16:36.



RV/- George Washington 71, Miami 63 (OT) Game 6  
11-28-13 Titan Gym

Miami 3-3 ## Player	tot-fg fg fga	3-pt fga	ft	fta	rebounds of de tot	pf	tp	a	b	s	min
22 Donnavan Kirk	f 3	8	0	0	0	2	9	1	2	6	0 2 4 0 39
23 Tonye Jekiri	c 1	3	0	0	0	0	1	1	1	2	1 1 1 1 21
15 Rion Brown	g 4	12	1	6	7	3	6	9	2	16	1 0 0 1 34
20 Manu Lecomte	g 2	6	1	2	0	0	2	2	5	0	2 0 0 25
25 Garrus Adams	g 4	13	2	4	7	8	1	3	4	17	5 4 0 1 40-
05 Davon Reed	2	7	2	5	0	0	2	2	2	6	2 3 0 2 35
21 Erik Swoope	0	0	0	0	0	0	0	0	1	0	0 0 0 0 3
35 James Kelly	5	9	0	0	1	2	4	6	2	11	0 0 1 0 28
TEAM					2	2					
Totals	21	58	6	17	15	17	12	25	37	15	63 9 12 6 5 225

TOTAL FG% 1st Half: 11-25 44.0% 2nd Half: 9-25 36.0% Game: 36.2%  
3-Pt. FG% 1st Half: 2-4 50.0% 2nd Half: 4-8 50.0% Game: 35.3%  
F Throw % 1st Half: 2-2 100% 2nd Half: 11-13 84.6% Game: 88.2%

George Washington 5-0 ## Player	tot-fg fg fga	3-pt fga	ft	fta	rebounds of de tot	pf	tp	a	b	s	min
21 LARSEN, Kevin	f 2	7	0	0	0	4	4	3	4	0	1 0 1 33
32 ARMWOOD, Isiah	f 6	10	0	0	0	2	9	11	4	12	1 2 3 1 39
01 CREEK, Maurice	g 5	14	2	7	3	4	1	2	3	15	2 0 0 1 33
11 SAVAGE, Kethan	g 5	10	0	1	1	1	2	3	1	11	2 2 1 1 29
22 McDONALD, Joe	g 4	7	1	2	1	2	5	5	2	10	3 0 0 3 35
03 CARTAGENA, Miguel	1	1	1	1	0	0	0	0	3	1	1 0 0 8
05 GRIFFIN, Nick	0	0	0	0	0	0	0	0	0	0	0 0 0 3
30 MIKIC, Nemanja	6	8	4	5	0	0	1	2	2	16	1 0 1 0 29
33 MARAGKOS, Paris	0	1	0	0	0	0	1	0	1	0	0 0 0 2
34 KOPRIVA, John	0	3	0	0	2	0	2	2	0	0	0 0 0 14
TEAM					1	2					
Totals	29	61	8	16	5	9	7	32	36	71	10 6 5 7 226

TOTAL FG% 1st Half: 12-28 42.9% 2nd Half: 12-27 44.4% Game: 47.5%  
3-Pt. FG% 1st Half: 3-6 50.0% 2nd Half: 3-7 42.9% Game: 50.0%  
F Throw % 1st Half: 0-0 0.0% 2nd Half: 5-9 55.6% Game: 55.6%

Officials: Mike Scypers, Ken Ditty, Michael Irving  
Technical fouls: University of Miami-None. George Washington-None.  
Attendance: 1966

Score by Periods	1st	2nd	OT	Total
University of Miami	26	33	4	63
George Washington	27	32	12	71

First game of DIRECTV Wooden Legacy Quarterfinals

Points in the paint-UM 22,GW 34. Points off turnovers-UM 7,GW 17.  
2nd chance points-UM 15,GW 6. Fast break points-UM 4,GW 4.  
Bench points-UM 17,GW 19. Score tied-6 times. Lead changed-7 times.  
Last FG-UM OT-00:20, GW OT-01:37.  
Largest lead-UM by 6 1st-17:35, GW by 12 2nd-14:20.

Miami 48, Cal State Fullerton 46 Game 7  
11-29-13 Titan Gym

Miami 4-3 ## Player	tot-fg fg fga	3-pt fga	ft	fta	rebounds of de tot	pf	tp	a	b	s	min
22 Donnavan Kirk	f 2	4	0	0	1	2	0	2	3	5	0 2 1 0 27
25 Garrus Adams	f 3	9	1	6	0	0	1	3	4	0	7 1 3 1 0 35
35 James Kelly	f 4	7	1	2	1	2	1	6	7	3	10 1 0 2 0 34
05 Davon Reed	g 4	12	1	6	0	2	0	3	3	19	2 1 0 0 36
15 Rion Brown	g 4	10	0	3	1	2	6	8	2	9	2 4 0 0 34
20 Manu Lecomte	2	4	0	2	0	0	0	3	3	1	4 1 0 0 1 15
21 Erik Swoope	0	0	0	0	0	2	2	2	0	0	0 1 0 0 9
23 Tonye Jekiri	2	3	0	0	0	0	4	4	3	4	0 2 0 0 20
TEAM					1	2					
Totals	21	49	3	19	3	10	7	28	35	13	48 7 13 4 1 200

TOTAL FG% 1st Half: 10-22 45.5% 2nd Half: 11-27 40.7% Game: 42.9%  
3-Pt. FG% 1st Half: 1-10 10.0% 2nd Half: 2-9 22.2% Game: 15.8%  
F Throw % 1st Half: 2-4 50.0% 2nd Half: 1-6 16.7% Game: 30.0%

Cal State Fullerton 2-5 ## Player	tot-fg fg fga	3-pt fga	ft	fta	rebounds of de tot	pf	tp	a	b	s	min
00 Horne, Marquis	f 1	8	0	1	0	0	4	4	3	2	0 0 0 1 32
13 Boyd, Joe	f 0	2	0	0	0	0	1	4	5	1	0 0 1 0 17
10 Williams, Michael	g 6	16	2	9	1	3	0	2	2	1	15 2 1 0 1 36
11 Gentry, Josh	g 1	5	1	3	0	0	0	1	1	0	3 1 2 0 0 17
22 Blackwell, Sheldon	g 4	6	1	3	4	6	1	1	2	13	6 0 0 3 32
01 Brandon, Jared	1	5	0	2	0	0	0	4	4	0	2 1 1 0 1 19
21 McClellan, Steve	2	2	0	0	0	0	2	2	2	4	0 2 0 1 17
32 Collins, Chris	0	1	0	0	3	4	1	4	5	1	3 1 3 0 0 17
33 Johnson, James	2	3	0	0	0	0	1	1	4	4	0 1 0 0 13
TEAM					2	3					
Totals	17	48	4	18	8	13	5	26	31	13	46 11 11 0 6 200

TOTAL FG% 1st Half: 7-24 29.2% 2nd Half: 10-24 41.7% Game: 35.4%  
3-Pt. FG% 1st Half: 1-9 11.1% 2nd Half: 3-9 33.3% Game: 22.2%  
F Throw % 1st Half: 2-4 50.0% 2nd Half: 6-9 66.7% Game: 61.5%

Officials: Mike Eggers, Greg Nixon, Tim Kelly  
Technical fouls: University of Miami-None. Cal State Fullerton-None.  
Attendance: 1857

Score by Periods	1st	2nd	Total
University of Miami	23	25	48
Cal State Fullerton	17	29	46

Consolation 1 (Game 6) DirectV Wooden Legacy ESPN3

Points in the paint-UM 22,CSF 14. Points off turnovers-UM 11,CSF 10.  
2nd chance points-UM 7,CSF 4. Fast break points-UM 4,CSF 4.  
Bench points-UM 8,CSF 13. Score tied-2 times. Lead changed-0 times.  
Last FG-UM 2nd-02:47, CSF 2nd-00:21.  
Largest lead-UM by 17 2nd-08:36, CSF None.

Miami 60, RV/RV Arizona State 57 Game 8  
12-1-13 Honda Center

Miami 5-3 ## Player	tot-fg fg fga	3-pt fga	ft	fta	rebounds of de tot	pf	tp	a	b	s	min
22 Donnavan Kirk	f 3	9	0	0	1	1	2	1	3	2	7 0 2 2 0 28
35 James Kelly	f 4	7	0	2	3	4	0	6	6	3	11 1 1 1 0 35
05 Davon Reed	g 5	10	5	8	4	6	0	1	1	3	19 2 2 0 0 36
15 Rion Brown	g 3	7	0	1	3	5	1	3	4	2	9 4 2 0 0 30
25 Garrus Adams	g 3	7	1	2	2	4	1	8	9	3	9 4 0 0 2 33
04 Raphael Akpejori	0	0	0	0	0	0	0	1	1	1	0 0 0 0 5
20 Manu Lecomte	1	3	0	0	0	0	0	1	1	0	2 1 0 0 0 10
21 Erik Swoope	1	1	0	0	1	0	0	1	0	0	2 0 0 0 13
23 Tonye Jekiri	0	3	0	0	0	0	2	1	3	1	0 0 0 0 10
TEAM					2	2					
Totals	20	47	6	13	14	21	8	22	30	16	60 12 7 3 2 200

TOTAL FG% 1st Half: 7-24 29.2% 2nd Half: 13-23 56.5% Game: 42.6%  
3-Pt. FG% 1st Half: 2-7 28.6% 2nd Half: 4-6 66.7% Game: 46.2%  
F Throw % 1st Half: 8-10 80.0% 2nd Half: 11-14 78.6% Game: 66.7%

Arizona State 7-2 ## Player	tot-fg fg fga	3-pt fga	ft	fta	rebounds of de tot	pf	tp	a	b	s	min
31 Gilling, Jonathan	f 1	4	1	4	0	0	1	1	4	3	9 2 0 0 38
13 Bachynski, Jordan	c 8	11	0	0	4	7	8	15	4	20	0 0 4 1 37
01 Carson, Jahil	g 2	14	2	4	2	2	1	2	3	1	8 3 3 0 0 39
15 Koulechov, Egor	g 4	4	1	2	0	0	1	3	4	1	7 0 1 0 0 24
34 Marshall, Jermaine	g 4	12	3	7	3	4	0	1	1	2	14 2 3 0 1 38
03 Murray, Chance	0	0	0	0	0	0	0	2	2	1	0 1 0 0 0 7
05 Edwards, Richie	0	0	0	0	0	0	0	0	1	0	0 0 0 0 3
24 Tummala, Sai	2	6	1	4	0	0	1	2	3	2	5 1 0 0 0 14
TEAM					1	3					
Totals	20	51	8	21	9	13	11	21	32	16	57 16 9 4 2 200

TOTAL FG% 1st Half: 11-22 50.0% 2nd Half: 9-29 31.0% Game: 39.2%  
3-Pt. FG% 1st Half: 5-11 45.5% 2nd Half: 3-10 30.0% Game: 38.1%  
F Throw % 1st Half: 3-4 75.0% 2nd Half: 6-9 66.7% Game: 69.2%

Officials: Chris Rastatter, Michael Irving, Tim Kelly  
Technical fouls: University of Miami-None. Arizona State-None.  
Attendance:

Score by Periods	1st	2nd	Total
University of Miami	24	36	60
Arizona State	30	27	57

GAME 10 of DIRECTV Wooden Legacy - ESPN3

Points in the paint-UM 14,ASU 22. Points off turnovers-UM 11,ASU 7.  
2nd chance points-UM 8,ASU 8. Fast break points-UM 2,ASU 0.  
Bench points-UM 5,ASU 5. Score tied-7 times. Lead changed-3 times.  
Last FG-UM 2nd-00:34, ASU 2nd-02:40.  
Largest lead-UM by 4 2nd-05:56, ASU by 10 1st-04:00.

Nebraska 60, Miami 49 Game 9  
12-4-13 Pinnacle Bank Arena

Miami 5-4 ## Player	tot-fg fg fga	3-pt fga	ft	fta	rebounds of de tot	pf	tp	a	b	s	min
22 Donnavan Kirk	f 0	4	0	1	1	2	1	3	4	4	1 0 1 1 18
35 James Kelly	f 1	4	0	2	0	0	5	5	4	2	0 1 1 0 28
05 Davon Reed	g 2	11	1	6	0	0	1	2	2	5	2 2 0 2 31
15 Rion Brown	g 8	14	5	11	4	6	0	2	4	25	3 2 0 1 32
25 Garrus Adams	g 0	6	0	2	2	2	5	7	0	2	1 3 0 0 31
04 Raphael Akpejori	0	0	0	0	2	2	0	1	1	4	2 0 0 0 0 8
20 Manu Lecomte	2	4	0	0	1	3	0	2	2	4	5 4 4 0 0 23
21 Erik Swoope	2	5	1	3	0	0	0	2	2	5	0 0 0 0 8
23 Tonye Jekiri	1	2	0	0	0	0	2	5	7	2	2 1 0 1 0 21
TEAM					2	2					
Totals	16	50	7	25	10	15	8	26	34	20	49 11 13 3 4 200

TOTAL FG% 1st Half: 6-25 24.0% 2nd Half: 10-25 40.0% Game: 32.0%  
3-Pt. FG% 1st Half: 1-12 8.3% 2nd Half: 6-13 46.2% Game: 28.0%  
F Throw % 1st Half: 0-0 0.0% 2nd Half: 10-15 66.7% Game: 66.7%

Nebraska 6-2 ## Player	tot-fg fg fga	3-pt fga	ft	fta	rebounds of de tot	pf	tp	a	b	s	min
31 Shields, Shavon	f 4	13	3	0	0	0	7	7	1	9	2 2 0 1 36
35 Pitchford, Walter	f 4	8	3	6	2	2	0	5	5	1	13 0 0 0 22
00 Webster, Tai	g 1	1	0	0	3	5	0	2	2	4	5 5 0 4 25
05 Petteway, Terran	g 4	10	1	3	5	6	1	2	3	2	14 0 1 3 1 32
15 Gallegos, Ray	g 3	8	2	7	0	0	5	5	3	8	3 1 0 2 35
01 Biggs, Deverell	0	2	0	1	4	6	0	1	1	4	2 1 0 1 18
03 Parker, Benny	0	0	0	0	0	0	0	0	0	0	0 0 0 0 9
21 Smith, Leslee	2	4	0	0	3	3	5	5	10	1	7 0 1 2 1 23
TEAM					2	2					
Totals	18	46	7	20	17	22	6	29	35	16	60 12 11 5 10 200

TOTAL FG% 1st Half: 8-25 32.0% 2nd Half: 10-21 47.6% Game: 39.1%  
3-Pt. FG% 1st Half: 4-10 40.0% 2nd Half: 3-10 30.0% Game: 35.0%  
F Throw % 1st Half: 2-3 66.7% 2nd Half: 10-15 78.9% Game: 77.3%

Officials: Gene Steratore, Mark Whitehead, Larry Sciotto  
Technical fouls: University of Miami-None. Nebraska-None.  
Attendance: 15088

Score by Periods	1st	2nd	Total
University of Miami	13	36	49
Nebraska	22	38	60

Actual Attendance: 12,579

Points in the paint-UM 12,NEB 18. Points off turnovers-UM 12,NEB 13.  
2nd chance points-UM 12,NEB 9. Fast break points-UM 0,NEB 6.  
Bench points-UM 14,NEB 11. Score tied-1 time. Lead changed-0 times.  
Last FG-UM 2nd-00:39, NEB 2nd-01:40.  
Largest lead-UM None, NEB by 16 2nd-12:05.

Virginia Tech 61, Miami 60 (OT) Game 10  
12-8-13 BankUnited Center

Virginia Tech 7-3, 1-0		tot-fg 3-pt				rebounds										
##	Player	fg	fga	fg	fga	fta	of	de	tot	pf	a	b	s	min		
02	Joey van Zegeren*	4	9	0	0	0	6	4	10	3	8	0	2	2	1 35	
11	Devin Wilson	*	0	2	0	1	3	0	2	2	4	1	5	1	0 40-	
25	Will Johnston	*	0	1	0	1	0	0	2	2	0	0	0	0	0 4	
31	Jarell Eddie	*	9	23	6	14	0	1	7	8	1	24	0	2	0 2 43-	
33	Marshall Wood	*	3	9	3	6	0	0	1	5	6	0	9	1	2	0 1 30
03	Adam Smith	*	3	9	2	6	0	0	0	1	1	0	8	3	0	0 0 27
04	Cadarian Raines	0	1	0	0	0	0	1	1	2	0	0	0	0	0	1 17
15	Ben Emeloug	5	14	1	7	0	0	1	4	5	0	11	2	2	0	1 34-
22	Christiaan Beyer	0	1	0	0	0	0	0	1	1	2	0	0	0	1	0 4
32	Trevor Thompson	0	0	0	0	0	0	0	0	1	0	0	0	0	0	4
TEAM						2 5 7				1						
Totals		24	69	12	34	1	3	11	32	43	13	61	10	13	6	224



# HEAD COACH JIM LARRAÑAGA

Third Season | Providence, 1971

Hometown: The Bronx, N.Y. | Head Coach: American International, 1977-79 | Bowling Green, 1986-97 | George Mason, 1997-2011 | Miami, 2011-present

## LARRAÑAGA'S CAREER

### Head Coach

2011-pres. Miami  
1997-2011 George Mason  
1986-97 Bowling Green  
1977-79 American International

### Assistant

1979-86 Virginia  
1971-76 Davidson

### Player / Coach

1977 Geronimo Basketball Club (Belgium)

## EDUCATION

Providence College, 1971, B.A. Economics  
Archbishop Malloy High School, 1967

## NCAA APPEARANCES

1999 - George Mason  
2001 - George Mason  
2006 - George Mason (Final Four)  
2008 - George Mason  
2011 - George Mason  
2013 - Miami (Sweet 16)

## NIT APPEARANCES

1990 - Bowling Green  
1991 - Bowling Green  
1997 - Bowling Green  
2002 - George Mason  
2004 - George Mason  
2009 - George Mason  
2012 - Miami

## PLAYING CAREER

Geronimo Basketball Club (Belgium) 1976-77  
Providence College, 1967-71  
Archbishop Molloy, 1963-67

## MISCELLANEOUS

AP, Naismith, Henry Iba Coach of the Year, 2013  
ACC Coach of the Year, 2013  
Clair Bee Coach of the Year, 2006  
CAA Coach of the Year, 2011, 1999

## PERSONAL

Born: Oct. 2, 1949 Hometown: Bronx, N.Y.  
Wife: Liz Sons: Jay and Jon

Jim Larrañaga was named the 12th head coach of the University of Miami men's basketball program on April 22, 2011.

After leading UM to the 2013 NCAA Sweet 16, and winning the school's first ACC regular season and tournament championships, Larrañaga was honored as the AP, Naismith, USBWA Henry Iba and ACC Coach of the Year. The Bronx native helped Miami to a No. 2 national ranking by both the AP and USA TODAY, and a No. 2 seed in the NCAA tournament. He is the 10th coach in the last 10 years to lead two top-10 programs, as Miami was No. 2 on Feb. 18, 2013, and George Mason was No. 8 in the final Top 25 poll in 2006.

Larrañaga, who earned his 500th win during the season, directed the Canes to a 27-point win over No. 1 Duke and three other 20+ point wins over ACC opponents this season, including North Carolina (+26), Florida State (+24) and Boston College (+22). UM's 29 overall and 15 ACC wins in 2012-13 were program-bests, as was the 14-game winning streak and 13-0 start in conference play. Other program firsts include defeating all three teams in the North Carolina Triangle in the same season, beating a trio of teams in the Top 20 since joining the ACC and hosting five home sellouts at the BankUnited Center.

Individually, Coach L saw Shane Larkin earn the ACC Player of the Year and Lute Olson National Player of the Year awards, as well as All-American status and finalist nods for the Bob Cousy, John Wooden and James Naismith player of the year honors before declaring early for the 2013 NBA Draft. Larkin was also the ACC Tournament MVP, on the ACC Defensive team and a defensive All-American. Durand Scott was the ACC Defensive Player of the Year, three players — Larkin, Scott and Kenny Kadji — were listed on all-conference teams and four were on the ACC All-Tournament Team — Larkin, Scott, Julian Gamble and Trey McKinney Jones. All six seniors on the Sweet 16 team earned academic degrees from the University of Miami and one player was listed on the All-ACC Academic Team.

Larrañaga came to Miami after serving as the head coach at George Mason for 14 seasons. He guided that program to five NCAA Tournament appearances (2011, 2008, 2006, 2001, 1999) - including an unprecedented run to the 2006 Final Four that captured the nation's attention, defeating Michigan State, North Carolina, Wichita State and UConn along the way. Following that run, he was selected the 2006 Clair Bee Coach of the Year.

Larrañaga came to Miami after serving as the head coach at George Mason for 14 seasons. He guided that program to five NCAA Tournament appearances (1999, 2001, 2006, 2008, 2011) - including an unprecedented run to the 2006 Final Four that captured the nation's attention, defeating Michigan State, North Carolina, Wichita State and UConn along the way. Following that run, he was selected the 2006 Clair Bee Coach of the Year.

## LARRAÑAGA'S CAREER RECORDS

School	Years	Overall	Conference
American International	1977-1979	27-26	none
Bowling Green	1986-1997	170-144	101-85
George Mason	1997-2011	273-164	165-79
Miami	2011-pres.	55-24	24-11
<b>Overall</b>	<b>30th</b>	<b>525-359</b>	<b>290-176</b>

## COACH JIM LARRAÑAGA AT A GLANCE

2013 AP Coach of the Year  
2006 Clair Bee Coach of the Year  
2013 ACC Coach of the Year  
2013 NABC All-District II Coach  
2001 & 1999 CAA Coach of the Year  
1999 CAA Coach of the Year  
1997 MAC Coach of the Year  
Eight 20-win seasons

2013 Naismith Coach of the Year  
2013 Henry Iba Coach of the Year  
2013 USBWA District IV Coach of the Year  
Six NCAA tournament appearances  
2013, 2011, 2008, 2006, 2001, 1999  
Seven postseason NIT appearances  
2012, '09, '04, '02, '97, '91, '90

Coached Shane Larkin - ACC Player of the Year, ACC Tournament MVP, USBWA All-District, Sporting News All-American, finalist for Cousy, Naismith & Wooden awards, All-ACC First Team and All-ACC Defensive Team  
Coached Durand Scott - ACC Defensive Player of the Year, ACC Tournament First Team, All-ACC Third Team

Coached George Evans, who was a three-time CAA Player of the Year, the CAA Rookie of the Year, a three-time CAA Defensive Player of the Year and on the CAA All-Defensive Team three times.

Six All-Atlantic Coast Conference selections  
Four ACC All-Tournament team selections  
Three coaches and two media ACC All-Defensive Team selections  
28 All-Colonial Athletic Conference selections  
Three AP All-America players  
Nine CAA All-Defensive Team selections  
Eight CAA All-Rookie Team selections  
Three Dean Ehlers Award winners - given to the CAA player who best meets the criteria of academic achievement, leadership and community service.  
12 All-MAC Conference selections  
Coached Antonio Daniels - MAC Player of the Year and MAC Freshman of the Year  
Two MAC Freshman of the Year selections  
Four MAC All-Freshman Team selections

## LARRAÑAGA YEAR-BY-YEAR

Year	School	Overall W-L	Conference W-L	Finish	Post-Season
1977-78	American International	14-13			
1978-79	American International	13-13			
1986-87	Bowling Green	15-14	10-6	3	
1987-88	Bowling Green	12-16	7-9	t-5	
1988-89	Bowling Green	13-15	6-10	t-6	
1989-90	Bowling Green	18-11	9-7	t-3	NIT 0-1
1990-91	Bowling Green	17-13	9-7	t-4	NIT 0-1
1991-92	Bowling Green	14-15	8-8	5	
1992-93	Bowling Green	11-16	8-10	t-6	
1993-94	Bowling Green	18-10	12-6	t-2	
1994-95	Bowling Green	16-11	10-8	t-5	
1995-96	Bowling Green	14-13	9-9	t-6	
1996-97	Bowling Green	22-10	13-5	t-1	NIT 0-1
1997-98	George Mason	9-18	6-10	6	
1998-99	George Mason	19-11	13-3	1	NCAA 0-1
1999-00	George Mason	19-11	12-4	t-1	
2000-01	George Mason	18-12	11-5	3	NCAA 0-1
2001-02	George Mason	19-10	13-5	2	NIT 0-1
2002-03	George Mason	16-12	11-7	4	
2003-04	George Mason	23-10	12-6	3	NIT 2-1
2004-05	George Mason	16-13	10-8	6	
2005-06	George Mason	27-8	15-3	t-1	NCAA 4-1
2006-07	George Mason	18-15	9-9	5	
2007-08	George Mason	23-11	12-6	2	NCAA 0-1
2008-09	George Mason	22-11	13-5	2	NIT 0-1
2009-10	George Mason	17-15	12-6	4	CIT 0-1
2010-11	George Mason	27-7	16-2	1	NCAA 1-1
2011-12	Miami	20-13	9-7	t-4	NIT 1-1
2012-13	Miami	29-7	15-3	1	NCAA 2-1
2013-14	Miami	5-4	0-1		
<b>Overall</b>		<b>525-359</b>	<b>290-176</b>	<b>10-14</b>	

Larrañaga built the GMU Patriots' program into a perennial contender in the highly-regarded Colonial Athletic Association, winning more games than any other coach in program and conference history (273) en route to three conference titles (1999, 2001, 2008). A two-time CAA Coach of the Year honoree, Larrañaga earned the accolade in 2011, leading the Patriots to a 27-7 overall record and 16-2 conference mark en route to the CAA regular-season title and their fifth NCAA Tournament appearance under his leadership. Seeded a program-best eighth in the NCAA Tournament, George Mason rallied from a double-digit deficit to defeat ninth-seeded Villanova, 61-57, before falling to overall No. 1 seed Ohio State in the third round. In 2006, Larrañaga became the first coach at a mid-major school to take his team to the Final Four in 27 years and earned an at-large berth for a CAA team for the first time in 20 years. Along the way, he led Mason to a school record in wins, the school's first national ranking, George Mason's first appearance in the Top 10 and the school's first wins over Top 10 teams.


With 29 years of head coaching experience, the native of Bronx, N.Y., previously served as the head coach at Bowling Green for 11 seasons (1986-1997) and at Division II American International for two seasons (1977-79). His first coaching opportunity came at Davidson College, where he served as an assistant coach to Terry Holland. Davidson captured three Southern Conference regular-season championships and an NIT berth in his five years there, and he compiled a 47-12 record doubling as the freshman team coach. In 1976, he left Davidson and spent one season as player-coach for the Geronimo Basketball Club in Belgium. A 1971 graduate of Providence College with a degree in economics, Larrañaga was a four-year letterman for the Friars. As the team captain in his senior season, he led Providence to a 20-8 record and an NIT appearance. He graduated as the school's fifth all-time leading scorer with 1,258 points and was selected in the sixth round of the draft by the Detroit Pistons of the National Basketball Association. He was the team's top scorer as a sophomore and junior and was named New England's Division I Sophomore of the Year in 1969. He was inducted into the Providence College Hall of Fame in 1991.

Larrañaga, 64, and his wife, Liz, have two sons - Jay, who played for his father at Bowling Green and is an assistant coach with the Boston Celtics, and Jon, who was a member of his father's George Mason teams from 1999-2003 - and four grandchildren.






**25**  
**GARRIUS ADAMS**  
Gr. | G | 6-6 | 200  
Apex, N.C. | Middle Creek



**4**  
**RAPHAEL AKPEJIORI**  
Sr. | F | 6-9 | 241  
Lagos, Nigeria | Sunrise Christian (Kan.)



**15**  
**RION BROWN**  
Sr. | G | 6-6 | 211  
Hinesville, Ga. | Liberty County



**1**  
**DEANDRE BURNETT**  
Fr. | G | 6-2 | 191  
Miami, Fla. | Carol City




**2**  
**CORN ELDER**  
Fr. | G | 5-10 | 173  
Nashville, Tenn. | Ensworth




**11**  
**MIKE FERNANDEZ**  
Fr. | G | 6-1 | 189  
Coral Gables, Fla. | Belen Jesuit




**12**  
**JUSTIN HELLER**  
Sr. | G | 6-2 | 177  
Boca Raton, Fla. | West Boca Raton




**23**  
**TONYE JEKIRI**  
So. | C | 7-0 | 235  
Hialeah, Fla. | Champagnat Catholic




**35**  
**JAMES KELLY**  
Jr. | F | 6-7 | 246  
Ann Arbor, Mich. | Owens CC | Pioneer Pontiac, Mich.




**22**  
**DONNAVAN KIRK**  
Gr. | F | 6-9 | 228  
DePaul | Detroit Country Day




**20**  
**MANU LECOMTE**  
Fr. | G | 5-9 | 159  
Athene des Pagodes



**10**  
**SHELDON McCLELLAN**  
Jr. | G | 6-5 | 206  
Houston, Texas | Texas | Bellaire




**5**  
**DAVON REED**  
Fr. | G | 6-6 | 208  
Princeton, N.J. | Princeton Day



**13**  
**ANGEL RODRIGUEZ**  
Jr. | G | 5-11 | 181  
San Juan, P.R. | Kansas State | Miami Krop



**3**  
**STEVE SORENSON**  
So. | G | 6-0 | 161  
Dallas, Texas | St. Mark's School



**21**  
**ERIK SWOOPE**  
Sr. | F | 6-5 | 220  
Lake Elsinore, Calif. | Harvard-Westlake



**JIM LARRAÑAGA**  
Head Coach



**ERIC KONKOL**  
Assistant Coach



**MICHAEL HUGER**  
Assistant Coach




**CHRIS CAPUTO**  
Assistant Coach



**ADAM FISHER**  
Director of Operations







# RAPHAEL AKPEJIORI #4

Senior | Forward | 6-9 | 241

Lagos, Nigeria | Sunrise Christian Academy (Kan.)

## Akpejori Season / Career Highs

### Points

Season: 2 (2x) last at Nebraska, 12/4/13  
Career: 8, vs. NC Central 11/19/10  
ACC: 4 (2x) last at Boston College, 1/16/13

### Rebounds

Season: 2, vs. Virginia Tech, 12/8/13  
Career: 7, at Purdue 11/29/11  
ACC: 4 (3x) last vs. Maryland, 1/13/13

### Assists

Season: --  
Career: 1 (3x), last vs. Florida State, 1/27/13  
ACC: 1, vs. Florida State, 1/27/13

### Steals

Season: --  
Career: 1, (8x), last vs. Florida State, 1/27/13  
ACC: 1 (5x), last vs. Florida State, 1/27/13

### Blocked Shots

Season: 1 (2x) last vs. UCF, 11/21/13  
Career: 4 (2x), last vs. UNF 11/19/11  
ACC: 2, vs. Florida State, 1/19/11

### Field Goals

Season: 1, vs. Texas Southern, 11/14/13  
Career: 3 (2x) last vs. Tennessee Tech 11/11/11  
ACC: 2 (2x) last at Boston College, 1/16/13

### Field Goal Attempts

Season: 1 (3x), last vs. Virginia Tech, 12/8/13  
Career: 4, UNF 11/19/11  
ACC: 3 (3x) last at Boston College, 1/16/13

### Free Throws

Season: 2, at Nebraska, 12/4/13  
Career: 4, at Rutgers 11/21/10  
ACC: 2, vs. Florida State, 1/19/11

### Free Throw Attempts

Season: 2, at Nebraska, 12/4/13  
Career: 4 (4x), last vs. Memphis 12/06/11  
ACC: 3, at Duke, 1/2/11

### 3-Point Field Goals

Season: --

Career: --

ACC: --

### 3-Point Field Goal Attempts

Season: --

Career: --

ACC: --

### Foul Disqualifications

Season: --

Career: --

### Minutes

Season: 9, vs. Virginia Tech, 12/8/13  
Career: 22, vs. UNF 11/19/11  
ACC: 13, at Georgia Tech, 1/5/13

## 2013 All-ACC Academic Team ACC Academic Honor Roll

**As a Junior (2012-13):** ACC Academic Honor Roll ... Averaged 4.0 minutes in two NCAA tournament games, grabbing two rebounds ... In 10 ACC games, recorded six points and six rebounds in 48 minutes ... Season highs: 4 points at Boston College; 4 rebounds twice – vs. Maryland and at Georgia Tech; 1 assist vs. Florida State; 1 steal three times; 2 blocked shots vs. Charlotte; 13 minutes at Georgia Tech.

**As a Sophomore (2011-12):** Season highs include seven points vs. Tennessee Tech, seven rebounds at Purdue, four blocked shots vs. UNF, 22 minutes vs. UNF ... Averaged 1.6 points, 1.5 rebounds, 0.5 blocks in 22 games played ... Shot 48.1 percent from the field and 58.8 percent at the line ... In ACC play, recorded 1.0 ppg and 1.0 rpg in eight games ... Averaged 3.1 points and 2.6 rebounds in the first nine games of the season ... Led (or tied) for team game highs in blocked shots three times and in rebounds once ... Was perfect from the field in five games, including 3-of-3 against Tennessee Tech ... Notched five points, four rebounds and four blocks in 22 minutes against UNF... Book Buster (3.0 GPA)... Athletics Director Honor Roll (3.2 GPA)... Dean's List (3.5 GPA).

**As a Freshman (2010-11):** Saw action in 20 games as a true freshman, averaging 1.6 points and 1.6 rebounds in 4.9 minutes per game... Aggressive defensive player that excels at rebounding and shot blocking... Productive during his time on the hardwood, with his 12 blocks tying for third most on the squad... UM's second most active player on the glass, pulling down 18.5 percent of the rebounds when he's in the game - including 20.8 percent of the defensive boards... Hit both free throws at UNC Greensboro (2/15), converting five of his last six attempts from the charity stripe during the season.


**High School:** Kansas All-State Class 1-A Honorable Mention selection... Rated as the No. 64 power forward by ESPN... Helped his team finish with just two losses in 2009-10, with one of those to nationally-ranked power Providence School (Fla.) who won the 2-A FHSAA state title... Poured in a game-high 23 points (including three dunks) and 12 rebounds in a win over Liberal... Added another double-double with 14 points and 10 rebounds against Dodge City... Named to the Fantasy of Lights All-Tournament Team after helping his team to a championship game win over Mansfield Timberview... Sat out the 2008-09 season with an injury... Named to the Hawk Challenge All-Tournament Team following back-to-back double-digit scoring performances in the state of Florida... Played AAU basketball for Baltimore Elite... Played in the international game during the 2008 Jordan Brand Basketball Classic in New York City... Coached by Kyle Lindsted at Sunrise Christian.

**Personal:** Full name is Ethasor Raphael Akpejori ... Goes by Raphael ... First name is pronounced A- tha-saur ... Last name is pronounced AHK-peh-jour-ee ... Born Oct. 10, 1990 ... Son of Pius and Clara ... One brother, Eshemokha, and four sisters, Okhiaofe, Ilamosi, Ideoghena and Eboshogwe ... A standout in the classroom as well as on the court, majoring in mechanical engineering ... In August of 2013, averaged 9.2 points and 5.8 rebounds for Athletes in Action through five games played in Jamaica. Game high was 12 points against the Jamaican National Team, against former teammate Durand Scott ... Also recruited by Texas A&M, Colorado, USF and UCF.

## AKPEJIORI CAREER STATISTICS

Season	GP	GS	Min.	Avg.	FG	FGA	Pct.	FG	FGA	Pct.	FT	FTA	Pct.	Off.	Def.	Tot.	Avg.	PF	FO	Ast.	TO	Blk	Stl	Pts.	Avg.
2010-11	20	0	98	4.9	5	10	.500	0	0	.000	21	32	.656	13	18	31	1.6	16	0	0	5	12	2	31	1.6
2011-12	22	3	147	6.7	13	27	.481	0	0	.000	10	17	.588	21	12	33	1.5	27	0	2	7	11	4	36	1.6
2012-13	18	0	81	4.5	5	14	.357	0	0	.000	1	3	.333	6	14	20	1.1	8	0	1	3	3	3	11	0.6
2013-14	6	0	33	5.5	1	3	.333	0	0	.000	2	2	1.000	0	6	6	1.0	11	0	0	2	2	0	4	0.7
TOTAL	66	3	359	5.4	24	54	.444	0	0	.000	34	54	.630	40	50	90	1.4	62	0	3	17	28	9	82	1.2

AKPEJIORI 2013-14			TOTAL			3-PTS			FREE THROWS			REBOUNDS												
Opponent	Date	GS	Min	FG	FGA	Pct	3FG	FGA	Pct	FT	FTA	Pct	Off	Def	Tot	Avg	PF	FO	A	TO	Blk	Stl	Pts	Avg
SFB	11-08-13	5		0	0	.000	0	0	.000	0	0	.000	0	0	0	0.0	1	0	0	1	0	0	0	0.0
GA. SOUTHERN	11-11-13	DNP																						
TEXAS SOUTHERN	11-14-13	2		1	1	1.000	0	0	.000	0	0	.000	0	1	1	0.5	3	0	0	0	1	0	2	1.0
at Charleston	11-18-13	DNP																						
UCF	11-21-13	4		0	1	.000	0	0	.000	0	0	.000	0	1	1	0.7	0	0	0	0	1	0	0	0.7
vs George Washington	11-28-13	DNP																						
at Cal State Fullerton	11-29-13	DNP																						
vs Arizona State	12-01-13	5		0	0	.000	0	0	.000	0	0	.000	0	1	1	0.8	1	0	0	0	0	0	0	0.5
at Nebraska	12-04-13	8		0	0	.000	0	0	.000	2	2	1.000	0	1	1	0.8	4	0	0	0	0	0	2	0.8
VIRGINIA TECH	12-08-13	9		0	1	.000	0	0	.000	0	0	.000	0	2	2	1.0	2	0	0	1	0	0	0	0.7
Totals		0	33	1	3	.333	0	0	.000	2	2	1.000	0	6	6	1.0	11	0	0	2	2	0	4	0.7



# RION BROWN

Senior | Guard | 6-6 | 211

# #15

Hinesville, Ga. | Liberty County

## Brown Season / Career Highs

### Points

Season: 25, at Nebraska, 12/4/13  
Career: 25, at Nebraska, 12/4/13  
ACC: 22 (2x) last vs. Boston College 2/5/13

### Rebounds

Season: 11, vs. Texas Southern, 11/14/13  
Career: 11, vs. Texas Southern, 11/14/13  
ACC: 8, vs. Georgia Tech 2/3/11

### Assists

Season: 9, vs. Texas Southern, 11/14/13  
Career: 9, vs. Texas Southern, 11/14/13  
ACC: 3 (4x), last vs. Wake Forest 2/18/12

### Steals

Season: 3, vs. Texas Southern, 11/14/13  
Career: 3 (2x) last vs. Texas Southern, 11/14/13  
ACC: 2 (2x) last vs. Boston College 2/5/13

### Blocked Shots

Season: 1, at Savannah State, 12/19/13  
Career: 1, (6x) last at UMass, 12/1/12  
ACC: 1, (2x) last vs. Maryland, 3/2/11

### Field Goals

Season: 8, at Nebraska, 12/4/13  
Career: 9, at Georgia Tech, 1/5/13  
ACC: 9, at Georgia Tech, 1/5/13

### Field Goal Attempts

Season: 15 (2x) last vs. Virginia Tech, 12/8/13  
Career: 15 (2x) last vs. Virginia Tech, 12/8/13  
ACC: 15 (2x) last vs. Virginia Tech, 12/8/13

### Free Throws

Season: 7 (2x) last vs. GWU, 11/28/13  
Career: 7 (2x) last vs. GWU, 11/28/13  
ACC: 4, at NC State 2/29/12

### Free Throw Attempts

Season: 8, vs. Ga. Southern, 11/11/13  
Career: 8, vs. Ga. Southern, 11/11/13  
ACC: 5, vs. Boston College 2/5/13

### 3-Point Field Goals

Season: 5, at Nebraska, 12/4/13  
Career: 6, vs. Maryland 3/2/11  
ACC: 6, vs. Maryland 3/2/11

### 3-Point Field Goal Attempts

Season: 11, at Nebraska, 12/4/13  
Career: 10, vs. Illinois, 3/24/13  
ACC: 8, at North Carolina 1/10/13

### Foul Disqualifications

Season: --  
Career: --

### Minutes

Season: 45, vs. Ga. Southern, 11/11/13  
Career: 45, vs. Ga. Southern, 11/11/13  
ACC: 38, vs. Virginia Tech, 12/8/13

**As a Junior (2012-13):** Scored 21 points vs. Illinois to tie for fourth-best outing by a Cane in an NCAA tournament game ... Five 3-pointers tie for second-most ... Third-best scoring average in three NCAA tournament games with 11.7 ppg, after hitting nine 3-pointers ... Also averaged 3.7 rebounds ... In ACC tournament averaged 6.3 points and 1.7 rebounds ... In 15 ACC games hit 21 3-pointers, averaging 6.3 points per game ... Led (or tied) the Canes in scoring three times, rebounds twice and steals twice ... Season highs: 22 points twice – vs. Boston College and at Georgia Tech ... 5 3-pointers made twice – vs. Illinois and vs. Boston College; 7 rebounds vs. Jacksonville; 3 assists vs. North Carolina and at Florida Gulf Coast; 2 steals four times.

**As a Sophomore (2011-12):** Ended the season on a streak of hitting a three-pointer in seven-straight games, which ties for the fourth-longest current streak in the ACC ... Second on the team in three-point percentage, hitting 41-104 (39.4%) from distance ... Second on the squad with 41 made treys ... Played in 31 games, starting the final three of the season ... Did not play against UNF or Florida Gulf Coast due to illness ... In 19.9 minutes per game, averaged 7.2 points, 2.8 rebounds, 0.5 assists, 0.5 steals ... Hit 42.7 percent from the field, 39.4 from distance and 76.6 at the line overall ... In ACC play, averaged 6.0 points, 2.7 rebounds and 1.0 three-pointer made per game ... Scored in double digits 10 times, including the final four games ... Knocked down multiple threes 10 times, twice hitting four ... Knocked down 11 threes in the four postseason games, leading the team with 14.3 points in the ACC Tournament and NIT combined ... In the ACC Tournament was second on the team in scoring with 11.5 ppg, hitting five threes in two games, and had 5.0 rebounds ... Led the team in the NIT with 17.0 points and 35.5 minutes per night, and was second with 6.0 rebounds in the two games ... Shot 47.8 percent from the field, 42.9 percent from long range and 85.7 percent at the line in the NIT ... Led (or tied) for team game highs in scoring three times, steals twice and rebounds once ... Season highs include 18 points vs. Valparaiso, four three-pointers made vs. Valpo and FAU, six rebounds three times, three assists vs. Wake Forest and at Boston College, two steals a trio of times and 37 minutes against Valparaiso.

**As a Freshman (2010-11):** Played in all 36 games, starting all five contests in the postseason – two in ACC Tournament play and three in the NIT ... Averaged 4.4 points and 2.0 rebounds in 16.9 minutes per game ... Considered the team's top perimeter defender, with a nice mid-range game and explosive moves to the basket ... Strong leaper who can fly up and down the court in the transition game ... Saw 15-plus minutes on the hardwood in each of the final 18 games, including a personal ACC-high 30 minutes in a breakout game versus Maryland (3/2) ... Versus the Terps, registered career highs in points (19), field goals made (6), three-pointers made (6) and assists (3) ... Finished 6-of-7 from long range, becoming the third Cane to convert six threes in a single game this season (Adrian Thomas and Malcolm Grant each did it twice) ... His six three-pointers are the most by a Miami freshman in a decade -- since Darius Rice went 7-for-15 from downtown versus Virginia Tech on Jan. 10, 2001 ... Also had a big game versus Virginia (2/5) - with the Canes trailing five points with 30 seconds remaining in regulation, sank a deep three-pointer from the U logo, and then with Miami down by three, converted all three free throws with just 13 seconds on the clock to send the game into overtime ... Finished with eight points -- with those five in the final 30 seconds of regulation, three rebounds and a block in 24 minutes ... Pulled down five boards in the NIT quarterfinal at Alabama (3/23) for his third performance with five-plus boards.

**High School:** Selected the Class 3-A South Player of the Year by the Georgia Athletic Coaches Association ... Listed as a four-star recruit by Rivals and Scout.com ... Rated as the No. 15 shooting guard by Scout, No. 47 shooting guard by ESPN and No. 61 nationally by Rivals ... Selected as a GHSA State Senior All-Star ... As a senior, averaged 22.8 points per game, while shooting 55 percent from the field and 38 percent from beyond the arc ... Set school records with a single-game high of 42 points and the single-season record of 660 points ... Selected as the WTCC-TV Player of the Week (1/11/10) after that career-high 42-point performance in a win over Burke County ... Helped lead his team to the second round of the Georgia 3-A High School State Playoffs ... Scored a game-high 28 points (including 10 in the fourth quarter) in a win over West Laurens ... Dropped in 28 points for Liberty County in a win over Metter and added 26 points against Bradwell as part of the Gentlemen's Classic Tournament in Statesboro, Ga. ... Finished with 25 points in Liberty County's win over Thomson ... Teammate of Tennessee signee Jordan McRae ... Coached by Willie Graham ... Played AAU basketball for the Worldwide Renegades.


**Personal:** First name is pronounced Ryan ... Born Rion Cortez Sept. 3, 1991 ... Son of Lisa Brown and Tico Brown, who played basketball at Georgia Tech, in the Continental Basketball Association and overseas. When he retired, Tico was the CBA's all-time leading scorer (8,538 points) and was voted to the All-Time CBA Team ... Brother to Tico Brown II ... Majoring in sports administration, will graduate in May ... Also recruited by Georgia, Alabama and Virginia.

## BROWN CAREER STATISTICS

Season	GP	GS	Min.	Avg.	FG			3-Point			Free Throws			Rebounds				Scoring			
					FGA	Pct.		FGA	Pct.		FTA	Pct.		Off.	Def.	Tot.	Avg.	PF	FO	Ast.	TO
2010-11	36	5	607	16.9	51	.362	32	90	.356	23	33	.697	13	59	72	2.0	54	0	22	33	3
2011-12	31	3	618	19.9	73	.427	41	104	.394	36	47	.766	26	60	86	2.8	41	0	16	21	1
2012-13	36	6	800	22.2	79	.367	38	130	.292	35	47	.745	24	48	72	2.0	52	0	30	22	1
2013-14	11	11	390	35.5	50	.388	13	52	.250	33	40	.825	19	47	66	6.0	21	0	34	16	1
<b>TOTAL</b>	<b>114</b>	<b>25</b>	<b>2415</b>	<b>21.2</b>	<b>253</b>	<b>.386</b>	<b>124</b>	<b>376</b>	<b>.330</b>	<b>127</b>	<b>167</b>	<b>.760</b>	<b>82</b>	<b>214</b>	<b>296</b>	<b>2.6</b>	<b>168</b>	<b>0</b>	<b>102</b>	<b>92</b>	<b>7</b>

Opponent	Date	GS	Min	TOTAL			3-PTS			FREE THROWS			REBOUNDS				PF	FO	A	TO	Blk	Stl	Pts	Avg
				FG	FGA	Pct	3FG	FGA	Pct	FT	FTA	Pct	Off	Def	Tot	Avg								
SFB	11-08-13	*	42	3	10	.300	0	3	.000	5	6	.833	1	6	7	7.0	1	0	0	1	0	0	11	11.0
GA. SOUTHERN	11-11-13	*	45	3	13	.231	2	6	.333	7	8	.875	3	4	7	7.0	3	0	4	0	0	0	15	13.0
TEXAS SOUTHERN	11-14-13	*	34	6	12	.500	1	2	.500	0	0	.000	3	8	11	8.3	1	0	9	4	0	3	13	13.0
at Charleston	11-18-13	*	35	6	10	.600	1	2	.500	2	2	1.000	2	2	4	7.3	1	0	2	1	0	2	15	13.5
UCF	11-21-13	*	29	4	15	.267	1	8	.125	2	2	1.000	1	6	7	7.2	2	0	2	0	0	1	11	13.0
vs George Washington	11-28-13	*	34	4	12	.333	1	6	.167	7	7	1.000	3	6	9	7.5	2	0	1	0	0	1	16	13.5
at Cal State Fullerton	11-29-13	*	34	4	10	.400	0	3	.000	1	2	.500	2	6	8	7.6	2	0	2	4	0	0	9	12.9
vs Arizona State	12-01-13	*	30	3	7	.429	0	1	.000	3	5	.600	1	3	4	7.1	2	0	4	2	0	0	9	12.4
at Nebraska	12-04-13	*	32	8	14	.571	5	11	.455	4	6	.667	0	2	2	6.6	4	0	3	2	0	1	25	13.8
VIRGINIA TECH	12-08-13	*	38	4	15	.267	1	5	.200	0	0	.000	2	2	4	6.3	2	0	2	0	0	1	9	13.3
at Savannah State	12-19-13	*	37	5	11	.455	1	5	.200	2	2	1.000	1	2	3	6.0	1	0	5	2	1	2	13	13.3
<b>Totals</b>			<b>11</b>	<b>390</b>	<b>50</b>	<b>.388</b>	<b>13</b>	<b>52</b>	<b>.250</b>	<b>33</b>	<b>40</b>	<b>.825</b>	<b>19</b>	<b>47</b>	<b>66</b>	<b>6.0</b>	<b>21</b>	<b>0</b>	<b>34</b>	<b>16</b>	<b>1</b>	<b>11</b>	<b>146</b>	<b>13.3</b>





# TONYE JEKIRI

Sophomore | Center | 7-0 | 235

Hialeah, Fla. | Champagnat Catholic School

# #23

## Jekiri Season / Career Highs

### Points

Season: 6 (2x) last at Charleston, 11/18/13  
Career: 6 (3x), last at Charleston, 11/18/13  
ACC: 4 (2x) last vs. Virginia Tech, 2/28/13

### Rebounds

Season: 9, vs. St. Francis, 11/8/13  
Career: 9, vs. St. Francis, 11/8/13  
ACC: 7, vs. Virginia Tech, 12/8/13

### Assists

Season: 1 (4x) last at Savannah State, 12/19/13  
Career: 1 (7x), last at Sav. State, 12/19/13  
ACC: 1, at Boston College, 1/16/13

### Steals

Season: 1 (3x) last at Savannah State, 12/19/13  
Career: 1 (10x), last at Sav. State, 12/19/13  
ACC: 1 (4x), last vs. Georgia Tech 3/6/13

### Blocked Shots

Season: 1 (6x) last at Savannah State, 12/19/13  
Career: 2 (3x) last vs. Pacific, 3/22/13  
ACC: 2, vs. Virginia Tech, 2/28/13

### Field Goals

Season: 3, at Charleston, 11/18/13  
Career: 3 (2x) last at Charleston, 11/18/13  
ACC: 2, vs. Florida State, 1/27/13

### Field Goal Attempts

Season: 7, vs. St. Francis, 11/8/13  
Career: 7, vs. St. Francis, 11/8/13  
ACC: 5, vs. Virginia Tech, 12/8/13

### Free Throws

Season: 2, vs. St. Francis, 11/8/13  
Career: 4, vs. Virginia Tech, 2/28/13  
ACC: 4, vs. Virginia Tech, 2/28/13

### Free Throw Attempts

Season: 2, vs. St. Francis, 11/8/13  
Career: 6, vs. Virginia Tech, 2/28/13  
ACC: 6, vs. Virginia Tech, 2/28/13

### 3-Point Field Goals

Season: --

Career: --

ACC: --

### 3-Point Field Goal Attempts

Season: --

Career: --

ACC: --

### Foul Disqualifications

Season: 1, vs. St. Francis, 11/8/13

Career: 1, vs. St. Francis, 11/8/13

ACC: --

### Minutes

Season: 23, vs. St. Francis, 11/8/13

Career: 23, vs. St. Francis, 11/8/13

ACC: 21, vs. Virginia Tech, 12/8/13

2012-13			
Opposition	P	R	A
at FGCU	1	2	0
Jacksonville	0	0	0
Michigan State	0	2	0
at Massachusetts	0	0	0
Charlotte	0	0	0
at UCF	3	2	0
at Hawai'i	1	0	0
vs. Arizona	0	2	0
vs. Indiana State	0	0	0
La Salle	0	1	0
at Georgia Tech	2	2	0
at North Carolina	0	1	0
Maryland	2	4	0
at Boston College	0	1	1
Duke	2	2	0
Florida State	4	2	0
at Virginia Tech	2	1	0
at NC State	0	2	1
Boston College	2	4	0
North Carolina	2	2	0
at Florida State	2	2	0
at Clemson	0	0	0
Virginia	2	0	0
at Wake Forest	2	3	0
Virginia Tech	4	2	0
at Duke	2	0	0
Georgia Tech	0	0	0
Clemson	2	3	0
vs. Boston College	0	1	0
vs. NC State	2	3	0
vs. North Carolina	1	1	0
vs. Pacific	6	5	0
vs. Illinois	4	2	1
vs. Marquette	0	3	0

**As a Freshman (2012-13):** Two blocked shots vs. Pacific tie for second-most by a Cane in an NCAA tournament game ... Averaged 3.3 points, 3.3 rebounds, 0.7 blocks and 10.3 minutes in three NCAA tournament games ... Hit 5-of-10 from the field ... Notched 1.0 points and 1.7 rebounds in 5.7 minutes in the three ACC tournament outings ... Played all 18 ACC games, posting 1.7 points, 1.7 rebounds 0.3 blocks in 6.9 minutes ... Saw time in 34 of 36 total games, averaging 1.4 points and 1.6 rebounds in 6.9 minutes ... 11 blocks were fourth-most on the team ... Hit 51.4 percent (18-of-35) of his shots ... Led (or tied) the Canes in blocks three times ... Season highs: 6 points vs. Pacific; 4 free throws made vs. Virginia Tech; 5 rebounds vs. Pacific; 1 assist four times; 1 steal seven times; 2 blocked shots three times; 16 minutes vs. Pacific.


**High School:** Rated the 17th-best center in the country by ESPN.com and No. 13 by Scout.com ... Averaged 20 points, 12 rebounds and 5 blocks per game as a senior ... Notched 45 points and 20 rebounds in regional semifinals and 18 points, 14 rebounds and six blocks in regional finals ... Led his team to the 2A state title game ... First team 2011-12 Boys Class 2A All-State Team ... First Team All-FHSAA Tournament at state championships ... Orlando Sentinel's 2011-12 All-Florida boys basketball team ... Averaged 14 points and 10 rebounds per game as a junior with Champagnat, his first year of organized hoops ... Team MVP ... Team captain ... On the AAU circuit, played for Team Breakdown ... Dominated at the Source Hoops Elite Camp and led Team Breakdown to championships in the Breakdown Hoops Festival and the Big Shots Myrtle Beach I ... Can play with his back to the basket or step out for a 10-12-foot shot ... Runs the floor like a guard and has an unstoppable motor.

**Personal:** Born July 23, 1994 in Port Harcourt, Nigeria ... Given name is Tonye Frank Jekiri (TAHN-yay Ja-KEER-EE) ... Son of Emiliania and Frank ... Brother to Tammie, Omiebi and Boma ... Majoring in sports administration ... Chose his jersey number 23 because July 23 is his birthday ... Originally from Nigeria, Jekiri moved to South Florida in September 2010 to begin his basketball career ... Previously played soccer ... Chose Miami over considerations from Virginia Tech, Clemson, Florida State, Auburn, Vanderbilt and Alabama ... Jekiri is Larranaga's second recruit from the state of Florida, joining former Canes PG Shane Larkin from Orlando, Fla. ... Enjoys dancing.

## JEKIRI CAREER STATISTICS

Season	GP	GS	Min.	Avg.	FG	FGA	Pct.	FG	FGA	Pct.	FT	FTA	Pct.	Off.	Def.	Tot.	Avg.	PF	FO	Ast.	TO	Blk	Stl	Pts.	Avg.
2012-13	34	0	235	6.9	18	35	.514	0	0	.000	11	20	.550	28	27	55	1.6	35	0	4	11	11	7	47	1.4
2013-14	11	4	184	16.7	16	42	.381	0	0	.000	2	2	1.000	13	30	43	3.9	22	1	4	11	6	3	34	3.1
TOTAL	45	4	419	9.3	34	77	.442	0	0	.000	13	22	.591	41	57	98	2.2	57	1	8	22	17	10	81	1.8

JEKIRI 2013-14		Date	GS	Min	TOTAL			3-PTS			FREE THROWS			REBOUNDS				PF	FO	A	TO	Blk	Stl	Pts	Avg	
Opponent					FG	FGA	Pct	3FG	FGA	Pct	FT	FTA	Pct	Off	Def	Tot	Avg									
SFB		11-08-13	*	23	2	7	.286	0	0	.000	2	2	1.000	1	8	9	9.0	5	1	1	2	1	0	6	6.0	
GA. SOUTHERN		11-11-13	*	9	1	4	.250	0	0	.000	0	0	.000	1	0	1	5.0	2	0	0	2	0	0	2	4.0	
TEXAS SOUTHERN		11-14-13	*	12	2	6	.333	0	0	.000	0	0	.000	2	2	4	4.7	1	0	0	1	0	0	4	4.0	
at Charleston		11-18-13		16	3	4	.750	0	0	.000	0	0	.000	2	1	3	4.3	3	0	0	0	1	0	6	4.5	
UCF		11-21-13		17	1	3	.333	0	0	.000	0	0	.000	0	3	3	4.0	3	0	0	0	0	1	2	4.0	
vs George Washington		11-28-13	*	21	1	3	.333	0	0	.000	0	0	.000	0	1	1	3.5	0	0	1	1	1	1	2	3.7	
at Cal State Fullerton		11-29-13		20	2	3	.667	0	0	.000	0	0	.000	0	4	4	3.6	3	0	0	2	0	0	4	3.7	
vs Arizona State		12-01-13		10	0	3	.000	0	0	.000	0	0	.000	2	1	3	3.5	1	0	0	0	0	0	0	3.3	
at Nebraska		12-04-13		21	1	2	.500	0	0	.000	0	0	.000	2	5	7	3.9	2	0	1	0	1	0	2	3.1	
VIRGINIA TECH		12-08-13		21	1	5	.200	0	0	.000	0	0	.000	3	4	7	4.2	0	0	0	0	1	0	2	3.0	
at Savannah State		12-19-13		14	2	2	1.000	0	0	.000	0	0	.000	0	1	1	3.9	2	0	1	3	1	1	4	3.1	
Totals				4	184	16	42	.381	0	0	.000	2	2	1.000	13	30	43	3.9	22	1	4	11	6	3	34	3.1



# JAMES KELLY

Junior | Forward | 6-7 | 246

# #35

Ann Arbor, Mich. | Owens CC | Pioneer HS

**Junior College (Owens):** In two seasons at Owens, averaged 17.9 points, 10.0 rebounds, 1.0 assist, 1.5 steals and 1.5 blocks per game ... Totaled 1,219 points, 678 rebounds, 105 blocks, 104 steals and 70 assists ... First player in program history to record 1,000 points, 600 rebounds, 100 steals and 100 blocks in his career ... 38 career double-doubles ... Featured on ESPN's Top 10 Plays ... Holds single-season records for most blocks (57, 2011-12) and most rebounds (363, 2012-13), as well as career records for most blocks (105) and most rebounds (678) ... Four-time OCCAC Player of the Week ... Sophomore season shot 52.2 percent from the field and averaged 18.3 points, 10.1 rebounds, 1.7 steals and 1.3 blocks per game ... Led the Ohio Community College Athletic Conference (OCCAC) in scoring (21.1 ppg) and rebounding (11.4 rpg), third in blocks (1.6bpg) and fourth in steals (2.3spg) ... In sophomore season had 20 double-doubles and one triple-double ... First Team All-Ohio Community College Athletic Conference (OCCAC), First Team All-Region XII and NJCAA D-II Second Team All-American as a sophomore ... Rookie year was named Second Team All-OCCAC and the team's co-MVP (Edmonds) ... Played in NJCAA Division II tournament semifinals.

**High School:** Averaged 15 points, eight rebounds, two steals, two blocks and one assist per game ... League MVP ... All-state ... Coached by Rex Stanazach.

**Personal:** Born James Leo Kelly August 12, 1993 ... Son of Darlene Ison and Desi Kelly ... Brother to Desi Kelly, Jr. ... Majoring in liberal arts ... Started playing basketball junior year of high school, after a four-inch growth spurt ... Recruited by Michigan State, New Mexico, West Virginia and Clemson ... Played AAU for the Michigan Warriors.

## Kelly Season Highs

### Points

Season: 18, at Charleston, 11/18/13  
ACC: 12, vs. Virginia Tech, 12/8/13

### Rebounds

Season: 9, vs. Virginia Tech, 12/8/13  
ACC: 9, vs. Virginia Tech, 12/8/13

### Assists

Season: 2 (2x) last vs. Texas Southern, 11/14/13  
ACC: --

### Steals

Season: 2 (2x) last at Charleston, 11/18/13  
ACC: 1, vs. Virginia Tech, 12/8/13

### Blocked Shots

Season: 2 at Cal State Fullerton, 11/29/13  
ACC: --

### Field Goals

Season: 7, vs. Texas Southern, 11/14/13  
ACC: 5, vs. Virginia Tech, 12/8/13

### Field Goal Attempts

Season: 11, vs. Texas Southern, 11/14/13  
ACC: 14, vs. Virginia Tech, 12/8/13

### Free Throws

Season: 3 (2x) last vs. Arizona State, 12/1/13  
ACC: 2, vs. Virginia Tech, 12/8/13

### Free Throw Attempts

Season: 4 (2x) last vs. Arizona State, 12/1/13  
ACC: 2, vs. Virginia Tech, 12/8/13

### 3-Point Field Goals

Season: 3 (2x) last at Charleston, 11/18/13  
ACC: --

### 3-Point Field Goal Attempts

Season: 4, vs. Texas Southern, 11/14/13  
ACC: 1, vs. Virginia Tech, 12/8/13

### Foul Disqualifications

Season: --  
ACC: --


### Minutes

Season: 35, vs. Arizona State, 12/1/13  
ACC: 31, vs. Virginia Tech, 12/8/13

## KELLY CAREER STATISTICS

Season	GP	GS	Min.	Avg.	FG			3-Point			Free Throws			Rebounds				Scoring			
					FG	FGA	Pct.	FG	FGA	Pct.	FT	FTA	Pct.	Off.	Def.	Tot.	Avg.	Pt	FO	Ast.	TO
2013-14	11	7	274	24.9	41	78	.526	7	18	.389	10	15	.667	16	46	62	5.6	24	0	9	10

KELLY 2013-14		Date	GS	Min	TOTAL			3-PTS			FREE THROWS			REBOUNDS				PF	FO	A	TO	Blk	Stl	Pts	Avg	
Opponent					FG	FGA	Pct	3FG	FGA	Pct	FT	FTA	Pct	Off	Def	Tot	Avg									
SFB		11-08-13		5	0	0	.000	0	0	.000	0	0	.000	3	1	4	4.0	2	0	0	2	0	0	0	0.0	
GA. SOUTHERN		11-11-13		20	5	8	.625	0	1	.000	0	0	.000	2	0	2	3.0	2	0	2	0	0	1	10	5.0	
TEXAS SOUTHERN		11-14-13		28	7	11	.636	3	4	.750	0	0	.000	1	6	7	4.3	3	0	2	1	0	2	17	9.0	
at Charleston		11-18-13	*	33	6	9	.667	3	3	1.000	3	4	.750	0	4	4	4.3	2	0	1	0	1	2	18	11.3	
UCF		11-21-13	*	16	1	4	.250	0	2	.000	0	0	.000	2	2	4	4.2	3	0	1	1	1	0	2	9.4	
vs George Washington		11-28-13		28	5	9	.556	0	0	.000	1	2	.500	2	4	6	4.5	2	0	0	0	1	0	11	9.7	
at Cal State Fullerton		11-29-13	*	24	4	7	.571	1	2	.500	1	2	.500	1	6	7	4.9	3	0	1	0	2	0	10	9.7	
vs Arizona State		12-01-13	*	35	4	7	.571	0	2	.000	3	4	.750	0	6	6	5.0	3	0	1	1	1	0	11	9.9	
at Nebraska		12-04-13	*	28	1	4	.250	0	2	.000	0	0	.000	0	5	5	5.0	0	0	0	1	1	0	2	9.0	
VIRGINIA TECH		12-08-13	*	31	5	14	.357	0	1	.000	2	2	1.000	3	6	9	5.4	4	0	0	2	0	1	12	9.3	
at Savannah State		12-19-13	*	26	3	5	.600	0	1	.000	0	1	.000	2	6	8	5.6	0	0	1	2	0	1	6	9.0	
Totals				7	274	41	.78	526	7	18	.389	10	15	.667	16	46	62	5.6	24	0	9	10	7	7	99	9.0



# DONNAVAN KIRK #22

Graduate | Forward | 6-9 | 228

Pontiac, Mich. | DePaul | Detroit Country Day HS

## Kirk Season / Career Highs

### Points

Season: 18, vs. Ga. Southern, 11/11/13  
Career: 18, vs. Ga. Southern, 11/11/13  
ACC: 6, vs. Virginia Tech, 12/8/13

### Rebounds

Season: 11, (2x) last vs. Virginia Tech, 12/8/13  
Career: 11 (2x) last vs. Virginia Tech, 12/8/13  
ACC: 11, vs. Virginia Tech, 12/8/13

### Assists

Season: 2, vs. UCF, 11/21/13  
Career: 2 (2x) last vs. UCF, 11/21/13  
ACC: --

### Steals

Season: 2, vs. Texas Southern, 11/14/13  
Career: 2 (8x), last vs. Texas Southern, 11/14/13  
ACC: --

### Blocked Shots

Season: 3 (3x) last at Savannah State, 12/19/13  
Career: 7 (5x), last vs. Texas Southern, 11/14/13  
ACC: 2, vs. Virginia Tech, 12/8/13

### Field Goals

Season: 7 (2x) last vs. Texas Southern, 11/14/13  
Career: 7 (5x), last vs. Texas Southern, 11/14/13  
ACC: 2, vs. Virginia Tech, 12/8/13

### Field Goal Attempts

Season: 13, vs. Ga. Southern, 11/11/13  
Career: 13 (2x) last vs. Ga. Southern, 11/11/13  
ACC: 7, vs. Virginia Tech, 12/8/13

### Free Throws

Season: 4, vs. St. Francis, 11/8/13  
Career: 5, vs. Wichita State 11/20/12  
ACC: 2, vs. Virginia Tech, 12/8/13

### Free Throw Attempts

Season: 6, vs. St. Francis, 11/8/13  
Career: 6 (2x), last at Georgetown 11/8/13  
ACC: 4, vs. Virginia Tech, 12/8/13

### 3-Point Field Goals

Season: 1 (3x) last at Savannah State, 12/19/13  
Career: 2 (2x), last at Notre Dame 2/13/13  
ACC: --

### 3-Point Field Goal Attempts

Season: 2 (3x) last vs. UCF, 11/21/13  
Career: 3 (3x), last at Georgetown 2/20/13  
ACC: 1, vs. Virginia Tech, 12/8/13

### Foul Disqualifications

Season: --  
Career: 4, last vs. Providence 1/5/13  
ACC: --

### Minutes

Season: 39, vs. GWU, 11/28/13  
Career: 39 (2x) last vs. GWU, 11/28/13  
ACC: 29, vs. Virginia Tech, 12/8/13

**Career Notes:** Played in 71 career games that include 54 in a DePaul uniform ... 37 career starts including 34 at DePaul ... 12th in DePaul history with 82 blocked shots in a Blue Demon uniform ... Transferred to DePaul from Miami (Fla.) in January 2011 ... Played in 17 games for the Hurricanes.

**As a Junior at DePaul (2012-13):** Played in 31 games with 30 starts ... Averaged 25.5 minutes per game ... Led team with 50 blocked shots ... The 50 rejections are 10th on the DePaul season chart ... Only 10 players in DePaul program history have blocked at least 50 shots in a season ... 13 games of two or more rejections ... No. 102 in NCAA statistical rankings with 1.61 blocks per game ... Ranked among BIG EAST leaders in blocked shots for all games (6th - 1.61 bpg) and conference games only (10th - 1.35 bpg) ... Made a dozen three-pointers after totaling just three over first 40 games of career.

**As a Sophomore at DePaul (2011-12):** Played in 23 games with four starts ... Averaged 5.3 points, 6.3 rebounds and 2.8 blocks per game in 27.3 minutes per game as a starter ... Finished season with at least one blocked shot in six straight games (17 total) ... Sixth in the league in BIG EAST games only with 1.6 blocks per game ... Grabbed 11 rebounds and blocked eight shots with four points against Providence.

**As a Redshirt Freshman at Miami (2010-11):** Played in 13 games with three starts before transferring to DePaul in January ... Averaged 2.7 points and 1.6 rebounds in 9.5 minutes per game.

**As a Freshman at Miami (2009-10):** Played in just four games due to back injury ... Earned the team's "Iron Man Award", in recognition of the UM men's basketball player who has exhibited dedication in the classroom, locker room and weight room.

**High School:** Ranked among the top 30 power forwards by both ESPN.com and Scout.com ... As a senior, averaged 13.2 points, nine rebounds and two blocks per game en route to a 24-2 record and Detroit News All-North honors ... Detroit Country Day was ranked No. 1 among Greater Detroit area schools by ESPN RISE heading into the 2008-09 season ... participated in the 2009 Academic All-American Classic, featuring the country's top basketball players that also excelled in the classroom ... Coached by Kurk Keener ... As a junior, averaged 10.5 points, 6.5 rebounds and two blocks per game ... Played AAU basketball for The Family ... Recruited out of high school by Michigan State, USF and USC.

**Personal:** Born Donnavan Lewis Kirk July 22, 1991 ... Son of Eric Kirk and Tanya Orr ... Brother, Eric Jr. and two sisters, Paige and Bria ... Earned B.S. in marketing with an emphasis in sales leadership from DePaul ... Currently working on masters in community and social change ... Played AAU for The Family ... Attended Miami in 2009-10 (redshirt) and 2010-11 seasons before transferring to DePaul.

### MIAMI 2009-10

Opposition	P	R	A
N.C. Central	4	4	0
Nova Southeastern	4	5	0
vs. Tulane	2	0	0
vs. UNC-W	0	0	0

### MIAMI 2010-11

Opposition	P	R	A
Jacksonville	0	0	0
at Memphis	6	4	0
N.C. Central	6	4	0
at Rutgers	0	0	0
McNeese State	4	3	0
at FGCU	6	6	0
Ole Miss	1	1	0
West Virginia	2	1	0
Stetson	6	0	0
vs UCF	4	1	0
vs Oral Roberts	0	0	0
vs Rice	0	0	0
vs Akron	0	1	0

### DEPAUL 2011-12

Opposition	P	R	A
vs Minnesota	2	0	0
vs Texas Tech	2	4	0
vs Arizona State	0	1	0
at Northern Illinois	2	2	0
Arkansas PB	6	6	0
Cal Poly	0	4	0
Syracuse	14	3	1
Pittsburgh	2	8	0
at Louisville	0	2	0
Georgetown	4	1	0
USF	0	1	0
at Rutgers	0	2	0
at Cincinnati	6	2	0
Marquette	4	7	0
at Notre Dame	8	5	0
at Connecticut	0	5	1
Louisville	11	4	1
at St. John's	6	5	0
Providence	4	11	0
at West Virginia	0	2	1
Seton Hall	8	8	0
vs Connecticut	4	6	0

### DEPAUL 2012-13

Opposition	P	R	A
UC Riverside	8	4	1
Gardner-Webb	8	2	0
Austin Peay	2	2	2
vs Wichita State	5	4	0
vs W. Kentucky	9	5	1
Fairfield	10	9	0
at Auburn	7	3	1
at Chicago State	3	3	0
Milwaukee	14	1	0
at Arizona State	2	2	1
Northern Ill.	2	0	1
UMBC	5	5	0
Loyola-Chicago	6	1	0
Seton Hall	2	1	0
at Providence	8	6	0
Cincinnati	4	4	0
St. John's	6	5	0
at Pittsburgh	3	3	0
at St. John's	6	6	1
Notre Dame	11	7	1
Villanova	3	4	1
at Marquette	16	4	1
at Notre Dame	16	4	0
Rutgers	11	7	0
at Georgetown	8	8	1
Connecticut	6	2	0
Louisville	2	9	0
at USF	5	2	0
at Syracuse	2	3	1
Pittsburgh	0	2	1
vs Rutgers	2	3	0

## KIRK MIAMI CAREER STATISTICS

Season	GP	GS	Min.	Avg.	FG	FGA	Pct.	FG	FGA	Pct.	FT	FTA	Pct.	Off.	Def.	Tot.	Avg.	PF	FO	Ast.	TO	Blk	Stl	Pts.	Avg.
2009-10	4	0	26	6.5	4	7	.571	0	0	.000	2	2	1.000	4	5	9	2.3	2	0	0	3	0	2	10	2.5
2010-11	13	3	124	9.5	13	32	.406	0	2	.000	9	10	.900	7	14	21	1.6	18	0	0	14	4	2	35	2.7
2013-14	11	11	340	30.9	43	91	.473	3	11	.273	15	24	.625	34	43	77	7.0	24	0	3	20	24	6	104	9.5
TOTAL	28	14	490	17.5	60	130	.462	3	13	.231	26	36	.722	45	62	107	3.8	44	0	3	37	28	10	149	5.3

## DEPAUL STATS

Season	GP	GS	Min.	Avg.	FG	FGA	Pct.	3-PT	3-PT	Pct.	FT	FTA	Pct.	Off.	Def.	Tot.	Avg.	PF	FO	Ast.	TO	Blk	Stl	Pts.	Avg.
2011-12	23	4	415	18.0	32	73	.438	3	9	.333	14	20	.700	31	61	92	4.0	60	3	5	11	32	10	81	3.5
2012-13	31	30	791	25.5	78	159	.491	12	31	.387	24	34	.706	40	81	121	3.9	65	1	14	23	50	11	192	6.2
<b>TOTAL</b>	<b>54</b>	<b>34</b>	<b>1206</b>	<b>22.3</b>	<b>110</b>	<b>232</b>	<b>.474</b>	<b>15</b>	<b>40</b>	<b>.375</b>	<b>38</b>	<b>54</b>	<b>.704</b>	<b>71</b>	<b>142</b>	<b>213</b>	<b>3.9</b>	<b>125</b>	<b>4</b>	<b>19</b>	<b>34</b>	<b>82</b>	<b>21</b>	<b>273</b>	<b>5.1</b>

## KIRK 2013-14

Opponent	Date	GS	Min	FG	FGA	Pct	3FG	FGA	Pct	FT	FTA	Pct	Off	Def	Tot	Avg	PF	FO	A	TO	Blk	Stl	Pts	Avg	
SFB	11-08-13	*	35	6	8	.750	0	1	.000	4	6	.667	7	3	10	10.0	3	0	0	4	2	1	16	16.0	
GA. SOUTHERN	11-11-13	*	36	7	13	.538	1	2	.500	3	3	1.000	5	5	10	10.0	1	0	0	1	3	1	18	17.0	
TEXAS SOUTHERN	11-14-13	*	30	7	12	.583	0	2	.000	1	1	1.000	2	1	3	7.7	3	0	1	0	3	2	15	16.3	
at Charleston	11-18-13	*	29	4	8	.500	1	1	1.000	0	0	.000	3	6	9	8.0	1	0	0	3	2	0	9	14.5	
UCF	11-21-13	*	33	3	8	.375	0	2	.000	0	2	.000	1	4	5	7.4	1	0	2	0	1	1	6	12.8	
vs George Washington	11-28-13	*	39	3	8	.375	0	0	.000	0	0	.000	2	9	11	8.0	2	0	0	2	4	0	6	11.7	
at Cal State Fullerton	11-29-13	*	27	2	4	.500	0	0	.000	1	2	.500	2	0	2	7.1	3	0	0	2	1	0	5	10.7	
vs Arizona State	12-01-13	*	28	3	9	.333	0	0	.000	1	1	1.000	2	1	3	6.6	2	0	0	2	2	0	7	10.3	
at Nebraska	12-04-13	*	18	0	4	.000	0	1	.000	1	2	.500	1	3	4	6.3	4	0	0	1	1	1	1	9.2	
VIRGINIA TECH	12-08-13	*	29	2	7	.286	0	1	.000	2	4	.500	4	7	11	6.8	1	0	0	3	2	0	6	8.9	
at Savannah State	12-19-13	*	36	6	10	.600	1	1	1.000	2	3	.667	5	4	9	7.0	3	0	0	2	3	0	15	9.5	
Totals			11	340	43	91	.473	3	11	.273	15	24	.625	34	43	77	7.0	24	0	3	20	24	6	104	9.5





# MANU LECOMTE

## #20

Freshman | Guard | 5-11 | 159

Brussels, Belgium | Athene des Pagodes

### Personal

Full name is Emmanuel Lecomte ... Goes by Manu [man-ew] ... Last name pronounced La-conn-t ... Born Aug. 16, 1995 ... Son of Philippe and Marie ... Brother to Christina ... First language is French ... Played for second division Mons-Hainant Belfius in Belgium where he averaged 12.4 points, 2.8 rebounds, and 3.2 assists per game ... Majoring in economics ... A true point guard who can also shoot the three or pull up for jumpers ... Competed in Belgium's U16, U18 and U20 championships, most recently playing in the U18 European Championship, where he led his country in scoring with 12.0 ppg and 2.9 assists in eight outings ... Also recruited by Gonzaga, Creighton and UAB.

### Lecomte Season Highs

#### Points

Season: 14, at Charleston, 11/18/13  
ACC: 7, vs. Virginia Tech, 12/8/13

#### Rebounds

Season: 4 (2x) last at Charleston, 11/18/13  
ACC: 4, vs. Virginia Tech, 12/8/13

#### Assists

Season: 4 (3x) last at Savannah State, 12/19/13  
ACC: 2, vs. Virginia Tech, 12/8/13

#### Steals

Season: 2 (3x) last at Savannah State, 12/19/13  
ACC: 1, vs. Virginia Tech, 12/8/13

#### Blocked Shots

Season: 1, vs. Ga. Southern, 11/11/13  
ACC: --

#### Field Goals

Season: 4 (2x) last at Charleston, 11/18/13  
ACC: 3, vs. Virginia Tech, 12/8/13

#### Field Goal Attempts

Season: 10, vs. St. Francis, 11/8/13  
ACC: 8, vs. Virginia Tech, 12/8/13

#### Free Throws

Season: 6, at Charleston, 11/18/13  
ACC: 1, vs. Virginia Tech, 12/8/13

#### Free Throw Attempts

Season: 6, at Charleston, 11/18/13  
ACC: 2, vs. Virginia Tech, 12/8/13

#### 3-Point Field Goals

Season: 2 (3x) last at Savannah State, 12/19/13  
ACC: --

#### 3-Point Field Goal Attempts

Season: 4 (2x) last vs. Texas Southern, 11/14/13  
ACC: 1, vs. Virginia Tech, 12/8/13

#### Foul Disqualifications

Season: --  
ACC: --


#### Minutes

Season: 36, vs. Ga. Southern, 11/11/13  
ACC: 27, vs. Virginia Tech, 12/8/13

### LECOMTE CAREER STATISTICS

Season	GP	GS	Min.	Avg.	FG			3-Point			Free Throws			Rebounds				Scoring			
					FG	FGA	Pct.	FG	FGA	Pct.	FT	FTA	Pct.	Off.	Def.	Tot.	Avg.	Pf	Fo	Ass.	Pts.

LECOMTE 2013-14																									
Opponent	Date	GS	Min	TOTAL FG	FGA	Pct	3-PTS 3FG	FGA	Pct	FREE THROWS FT	FTA	Pct	REBOUNDS Off	Def	Tot	Avg	PF	FO	A	TO	Blk	Stl	Pts	Avg	
SFB	11-08-13	*	34	3	10	.300	0	2	.000	3	4	.750	0	1	1	1.0	2	0	1	2	0	2	9	9.0	
GA. SOUTHERN	11-11-13	*	36	4	8	.500	2	4	.500	2	2	1.000	1	3	4	2.5	1	0	1	0	1	1	12	10.5	
TEXAS SOUTHERN	11-14-13	*	33	4	8	.500	2	4	.500	2	2	1.000	2	1	3	2.7	1	0	4	0	0	2	12	11.0	
at Charleston	11-18-13	*	33	4	8	.500	0	0	.000	6	6	1.000	0	4	4	3.0	4	0	5	3	0	0	14	11.8	
UCF	11-21-13	*	33	0	6	.000	0	2	.000	0	0	.000	0	0	0	2.4	2	0	2	3	0	0	0	9.4	
vs George Washington	11-28-13	*	25	2	6	.333	1	2	.500	0	0	.000	2	0	2	2.3	2	0	0	2	0	0	5	8.7	
at Cal State Fullerton	11-29-13		15	2	4	.500	0	2	.000	0	0	.000	0	3	3	2.4	1	0	1	0	0	1	4	8.0	
vs Arizona State	12-01-13		10	1	3	.333	0	0	.000	0	0	.000	0	1	1	2.3	0	0	1	0	0	0	2	7.3	
at Nebraska	12-04-13		23	2	4	.500	0	0	.000	1	3	.333	0	2	2	2.2	4	0	4	4	0	0	5	7.0	
VIRGINIA TECH	12-08-13		27	3	8	.375	0	1	.000	1	2	.500	0	4	4	2.4	2	0	2	3	0	1	7	7.0	
at Savannah State	12-19-13		32	2	3	.667	2	2	1.000	4	4	1.000	0	2	2	2.4	1	0	4	2	0	2	10	7.3	
Totals			6	301	27	.397	7	19	.368	19	23	.826	5	21	26	2.4	20	0	25	19	1	9	80	7.3	



# DAVON REED

Freshman | Guard | 6-6 | 208

# #5

Ewing, N.J. | Princeton Day School (N.J.)

**High School:** Four-star swingman listed as a Top 100 player (No. 97) by *Rivals.com* and No. 78 in the Class of 2013 by ESPN ... Third-best talent in New Jersey and 18th best nationally at the shooting guard position, according to *ESPN.com* ... Rivals ranks him as 24th among shooting guards ... Kevin Durant Skills Academy ... 2,000 point scorer ... Averaged 24 points and 10 rebounds as a senior ... McDonald's All-American candidate ... Prep B Player of the Year in New Jersey .. All-area player of the year twice ... Averaged 27 points and nine rebounds per game for Princeton Day School (N.J.) junior season ... Coached by Paris McClean ... Youth Role Model Award from Join-Effort Princeton for both dedication to his community and excellence in his personal life.

**Personal:** Born Davon Malcolm Reed June 11, 1995 ... Son of David and Rose Reed ... Brother to Miles ... Majoring in sports administration ... Played AAU ball with Team Final ... Chose Miami over offers from Wake Forest, Cincinnati, Xavier and Memphis.

## Reed Season Highs

### Points

Season: 19 vs. Arizona State, 12/1/13  
ACC: 10, vs. Virginia Tech, 12/8/13

### Rebounds

Season: 5 (2x) last vs. Virginia Tech, 12/8/13  
ACC: 5, vs. Virginia Tech, 12/8/13

### Assists

Season: 3 (2x) last at Charleston, 11/18/13  
ACC: --

### Steals

Season: 2 (3x) last at Nebraska, 12/4/13  
ACC: --

### Blocked Shots

Season: 1 (2x) last vs. UCF, 11/21/13  
ACC: --

### Field Goals

Season: 7, vs. UCF, 11/21/13  
ACC: 4, vs. Virginia Tech, 12/8/13

### Field Goal Attempts

Season: 12, at Cal State Fullerton, 11/29/13  
ACC: 10, vs. Virginia Tech, 12/8/13

### Free Throws

Season: 4 (2x) last, vs. Arizona State, 12/1/13  
ACC: 1, vs. Virginia Tech, 12/8/13

### Free Throw Attempts

Season: 6, vs. Arizona State, 12/1/13  
ACC: 2, vs. Virginia Tech, 12/8/13

### 3-Point Field Goals

Season: 5, vs. Arizona State, 12/1/13  
ACC: 1, vs. Virginia Tech, 12/8/13

### 3-Point Field Goal Attempts

Season: 8, vs. Arizona State, 12/1/13  
ACC: 3, vs. Virginia Tech, 12/8/13

### Foul Disqualifications

Season: --  
ACC: --


### Minutes

Season: 36 (2x) last vs. Arizona State, 12/1/13  
ACC: 32, vs. Virginia Tech, 12/8/13

## REED CAREER STATISTICS

Reed Career Statistics										3-Point			Free Throws			Rebounds				Scoring					
Season	GP	GS	Min.	Avg.	FG	FGA	Pct.	FG	FGA	Pct.	FT	FTA	Pct.	Off.	Def.	Tot.	Avg.	PF	FO	Ast.	TO	Blk	Stl	Pts.	Avg.
2013-14	11	5	310	28.2	34	89	.382	19	46	.413	11	22	.500	7	19	26	2.4	20	0	18	20	2	8	98	8.9

REED 2013-14		Date	GS	Min	TOTAL			3-PTS			FREE THROWS			REBOUNDS				PF	FO	A	TO	Blk	Stl	Pts	Avg
Opponent					FG	FGA	Pct	3FG	FGA	Pct	FT	FTA	Pct	Off	Def	Tot	Avg								
SFB		11-08-13		18	1	5	.200	0	1	.000	1	2	.500	0	1	1	1.0	1	0	0	0	0	1	3	3.0
GA. SOUTHERN		11-11-13		21	1	5	.200	1	4	.250	4	4	1.000	0	1	1	1.0	4	0	2	1	0	0	7	5.0
TEXAS SOUTHERN		11-14-13		27	4	8	.500	3	4	.750	0	1	.000	2	1	3	1.7	0	0	3	1	0	0	11	7.0
at Charleston		11-18-13		26	1	6	.167	1	2	.500	0	0	.000	1	1	2	1.8	3	0	3	2	1	0	3	6.0
UCF		11-21-13		26	7	10	.700	3	5	.600	0	0	.000	1	4	5	2.4	2	0	1	2	1	2	17	8.2
vs George Washington		11-28-13		35	2	7	.286	2	5	.400	0	0	.000	0	2	2	2.3	2	0	2	3	0	2	6	7.8
at Cal State Fullerton		11-29-13	*	36	4	12	.333	1	6	.167	0	2	.000	0	3	3	2.4	1	0	2	1	0	0	9	8.0
vs Arizona State		12-01-13	*	36	5	10	.500	5	8	.625	4	6	.667	0	1	1	2.3	3	0	2	2	0	0	19	9.4
at Nebraska		12-04-13	*	31	2	11	.182	1	6	.167	0	0	.000	1	1	2	2.2	2	0	2	2	0	2	5	8.9
VIRGINIA TECH		12-08-13	*	32	4	10	.400	1	3	.333	1	2	.500	2	3	5	2.5	0	0	0	3	0	0	10	9.0
at Savannah State		12-19-13	*	22	3	5	.600	1	2	.500	1	5	.200	0	1	1	2.4	2	0	1	3	0	1	8	8.9
Totals				5	310	34	.382	19	46	.413	11	22	.500	7	19	26	2.4	20	0	18	20	2	8	98	8.9



# ERIK SWOOPE

Senior | Forward | 6-5 | 220

Lake Elsinore, Calif. | Harvard-Westlake

# #21

## Swoope Season / Career Highs

### Points

Season: 6, vs. Ga. Southern, 11/11/13  
Career: 13, vs. Pepperdine 12/30/10  
ACC: 6, at Duke, 1/2/11

### Rebounds

Season: 4, vs. St. Francis, 11/8/13  
Career: 6, vs. NC Central 11/19/10  
ACC: 4 at Boston College, 1/16/13

### Assists

Season: 1 (2x) last vs. Virginia Tech, 12/8/13  
Career: 2, at West Virginia 12/10/11  
ACC: 1 (4x) last vs. Virginia Tech, 12/8/13

### Steals

Season: 1, vs. UCF, 11/21/13  
Career: 3 (3x), last vs. Rutgers 11/15/11  
ACC: 3, vs. Florida State, 1/19/11

### Blocked Shots

Season: --  
Career: 2 (2x), last vs. UNF 11/19/11  
ACC: --

### Field Goals

Season: 2 (2x) last at Nebraska, 12/4/13  
Career: 4, vs. Pepperdine 12/30/10  
ACC: 2, vs. Florida State, 1/19/11

### Field Goal Attempts

Season: 5 (2x) last at Nebraska, 12/4/13  
Career: 8, at Duke 1/2/11  
ACC: 8, at Duke, 1/2/11

### Free Throws

Season: 2 (2x) last vs. Ga. Southern, 11/11/13  
Career: 5, vs. Pepperdine 12/30/10  
ACC: 4, vs. Boston College, 1/15/11

### Free Throw Attempts

Season: 2 (3x) last at CS Fullerton, 11/29/13  
Career: 7, vs. Pepperdine 12/30/10  
ACC: 4, vs. Boston College, 1/15/11

### 3-Point Field Goals

Season: 1, at Nebraska, 12/4/13  
Career: 1 (2x) last at Nebraska, 12/4/13  
ACC: --

### 3-Point Field Goal Attempts

Season: 3, at Nebraska, 12/4/13  
Career: 3, at Nebraska, 12/4/13  
ACC: 1, vs. Maryland, 2/1/12

### Foul Disqualifications

Season: --  
Career: 3 - 1 in 2010-11; 2 in 2011-12  
ACC: --

### Minutes

Season: 23, vs. St. Francis, 11/8/13  
Career: 36, at Ole Miss 11/25/11  
ACC: 17 (2x) last vs. Florida State, 1/19/11

**As a Junior (2012-13):** Perfect from the field (5-of-5) and free throw line (2-of-2) in NCAA tournament games ... Averaged 6.0 points, 1.0 rebounds and 6.5 minutes in a pair of NCAA tournament games ... Played 19 total minutes in three ACC tournament games, scoring two points and grabbing three rebounds ... Made 13 appearances in ACC play, notching 11 points and 16 rebounds ... Was .500 from the field (5-of-10) in ACC games ... Overall recorded a 64.3 field goal percentage (18-of-28) in 27 games, averaging 1.6 points and 1.2 rebounds ... Season highs: 7 points vs. Jacksonville; 4 rebounds twice - vs. LaSalle and vs. Jacksonville; 1 assist three times; 2 steals vs. Jacksonville; 1 blocked shot twice; 23 minutes vs. LaSalle.

**As a Sophomore (2011-12):** Started eight of the first 10 games of the season, averaging 4.9 points, 3.4 rebounds, 0.9 blocks, 0.9 steals and 0.7 assists in 22.9 minutes per game while shooting 57.9 percent from the field ... In 23 total games, averaged 2.3 points and 1.7 rebounds in 11.7 minutes per night ... Shot 50 percent (23-of-46) from the field and 47.1 percent at the line ... Scored in double digits in the opener against Tennessee Tech ... Pulled down at least three rebounds in seven games ... Didn't see more than eight minutes in the final 13 outings ... Led (or tied) for team game highs in steals three times, blocked shots twice and rebounds and assists once ... Season highs include 11 points vs. Tennessee Tech, eight rebounds against Rutgers, two assists at West Virginia, three steals twice, a pair of blocked shots twice and 36 minutes at Ole Miss.

**As a Freshman (2010-11):** Played in 29 games, making nine starts as a true freshman... Named to the 2011 ACC All-Academic Basketball Team... Averaged 1.4 points and 1.0 rebound in 6.5 minutes per game... After averaging just 3.8 minutes per game over the first 11 games this season, started eight-straight outings (12/22-1/23) - including five ACC games - for the Hurricanes with 14.6 minutes per game over that span, including a season-high 23 minutes versus Pepperdine (12/30)... Was back in the starting lineup versus Virginia (2/5)... Posted five points - including hitting both attempts from the charity stripe, a career-high three steals, a pair of boards and one assist versus Florida State (1/19).

**High School:** Named Mission League Most Valuable Player... The L.A. Daily News referred to him as the "most dominant boys' basketball player" in the San Fernando Valley... Rated as the No. 41 power forward by ESPN... An incredible physique, and is as bouncy as any prospect in the west... As a senior, averaged 21.8 points, 8.9 rebounds, 1.6 assists and 1.5 blocks per game, converting 74 percent from the field and 71 percent from the foul line... Registered 16 games of 20-or-more points, including eight games with 30-plus points... Scored in double-figures in all but two games as a senior... Averaged 26.2 points per outing over his last six games... Picked up 12 double-doubles as a senior, including a 30-point, 21-rebound effort against South Hills... Turned in a season-best 40 points on 14-of-17 shooting from the field - adding a 12-of-13 touch at the charity stripe - in a win over Notre Dame Prep... Collected three-straight games of 30 points against Palos Verdes, South Hills and Calabasas... Picked up 2.8 steals per game... As a sophomore, helped his team to the runner-up title of the Mission League... Selected as an ESPN Rise California State Stat Star of the Week (Feb. 11, 2010)... Coached by Greg Hilliard... Played AAU basketball for Pump N' Run Elite... Attended the same high school that produced NBA players Jason Collins (Atlanta Hawks) and Jarron Collins (Phoenix Suns).

**Personal:** Last name is pronounced Swope ... Born Erik Hamilton Swoope May 8, 1992 ... Son of Denise and Gerald Swoope ... Brother to Devin Swoope ... Majoring in economics ... Attacks the basket with reckless abandon, and has the ability to finish plays in traffic ... Has been practicing yoga for four years ... Lost 20 pounds since March by swimming and rowing, but gained 20lbs on bench press, up from 340 to 360 lbs ... Squats 495 lbs.

## SWOOPE CAREER STATISTICS

Season	GP	GS	Min.	Avg.	FG			3-Point			Free Throws			Rebounds				Scoring			
					FG	FGA	Pct.	FG	FGA	Pct.	FT	FTA	Pct.	Off.	Def.	Tot.	Avg.	PF	FO	Ast.	TO
2010-11	29	9	189	6.5	11	25	.440	0	0	.000	18	30	.600	12	17	29	1.0	26	1	5	7
2011-12	23	8	269	11.7	23	46	.500	0	2	.000	8	17	.471	20	20	40	1.7	46	2	7	8
2012-13	27	0	161	6.0	18	28	.643	1	1	1.000	6	19	.316	16	16	32	1.2	18	0	3	3
2013-14	10	0	92	9.2	5	16	.313	1	3	.333	5	7	.714	3	13	16	1.6	9	0	2	1
<b>TOTAL</b>	<b>89</b>	<b>17</b>	<b>711</b>	<b>8.0</b>	<b>57</b>	<b>115</b>	<b>.496</b>	<b>2</b>	<b>6</b>	<b>.333</b>	<b>37</b>	<b>73</b>	<b>.507</b>	<b>51</b>	<b>66</b>	<b>117</b>	<b>1.3</b>	<b>99</b>	<b>3</b>	<b>17</b>	<b>19</b>

## SWOOPE 2013-14

Opponent	Date	GS	Min	TOTAL FG	FGA	Pct	3-PTS 3FG	FGA	Pct	FREE THROWS FT	FTA	Pct	REBOUNDS Off	Def	Tot	Avg	PF	FO	A	TO	Blk	Stl	Pts	Avg
SFB	11-08-13	23	0	3	.000	0	0	.000	2	2	1.000	1	3	4	4.0	3	0	0	0	0	0	0	2	2.0
GA. SOUTHERN	11-11-13	16	2	5	.400	0	0	.000	2	2	1.000	1	2	3	3.5	2	0	1	0	0	0	0	6	4.0
TEXAS SOUTHERN	11-14-13	5	0	1	.000	0	0	.000	0	0	.000	0	2	2	3.0	1	0	0	0	0	0	0	0	2.7
at Charleston	11-18-13	5	0	1	.000	0	0	.000	0	0	.000	0	0	0	2.3	1	0	0	0	0	0	0	0	2.0
UCF	11-21-13	6	0	0	.000	0	0	.000	0	0	.000	0	1	1	2.0	0	0	0	0	0	0	1	0	1.6
vs George Washington	11-28-13	3	0	0	.000	0	0	.000	0	0	.000	0	0	0	1.7	1	0	0	0	0	0	0	0	1.3
at Cal State Fullerton	11-29-13	9	0	0	.000	0	0	.000	0	2	.000	0	2	2	1.7	0	0	0	1	0	0	0	0	1.1
vs Arizona State	12-01-13	13	1	1	1.000	0	0	.000	1	1	1.000	0	0	0	1.5	1	0	0	0	0	0	0	3	1.4
at Nebraska	12-04-13	8	2	5	.400	1	3	.333	0	0	.000	0	2	2	1.6	0	0	0	0	0	0	0	5	1.8
VIRGINIA TECH	12-08-13	4	0	0	.000	0	0	.000	0	0	.000	1	1	2	1.6	0	0	1	0	0	0	0	0	1.6
<b>Totals</b>		<b>0</b>	<b>92</b>	<b>5</b>	<b>16</b>	<b>.313</b>	<b>1</b>	<b>3</b>	<b>.333</b>	<b>5</b>	<b>7</b>	<b>.714</b>	<b>3</b>	<b>13</b>	<b>16</b>	<b>1.6</b>	<b>9</b>	<b>0</b>	<b>2</b>	<b>1</b>	<b>0</b>	<b>1</b>	<b>16</b>	<b>1.6</b>





# SHELDON McCLELLAN

Junior | Guard | 6-5 | 206

Houston, Texas | University of Texas | Bellaire

**As a Sophomore (2012-13):** Played in 34 games with 15 starts ... Averaged 13.5 points, 3.9 rebounds, 0.9 assists, 0.8 steals ... Shot 38.2 percent from the field, 27.3 percent from distance and 83.3 percent at the line ... Season-high 27 points scored at Texas Tech on March 9.

**As a Freshman (2011-12):** Played in all 34 games with nine starts ... Second on the team in scoring (11.3 ppg) while converting 44.8 percent from the floor (129-of-288) and 75.6 percent from the free throw line (90-of-119) ... Topped the 20-point mark twice ... Double figures in scoring in 21 games ... Averaged 12.5 points in 26.1 minutes per game while hitting 54-of-118 (45.8) field goals over the last 12 contests of the season.

**High School:** No. 47 prospect nationally in the ESPN 100 and No. 60 prospect by Rivals.com following senior season ... Averaged a team-best 25.6 points, 7.2 rebounds, 5.0 assists and 2.0 steals per game while helping Bellaire to a 20-9 mark and the first round of the Class 5A state playoffs ... Career-high 56 points in the season-opening win against Booker T. Washington ... Averaged 20 points per game while leading Bellaire to a 35-2 record and a trip to the Class 5A regional finals in his junior season ... Coached by Bruce Glover.

**Personal:** Born Dec. 21, 1992 in Houston, Texas ... Full name is Sheldon Reeves McClellan ... Son of Angel Johnson (mother) ... Brother to Justin Jones ... Majoring in liberal arts ... Played AAU for Houston Select ... Cousin Jawaan McClellan played basketball for Arizona and professionally overseas ... Favorite food is a homemade sloppy joe.

## McClellan Season / Career Highs

### Points

Career: 27, at Texas Tech, 3/9/13

### Rebounds

Career: 9, Rice, 12/29/12

### Assists

Career: 3 (4x), last at Oklahoma 2/27/13

### Steals

Career: 4, at Kansas, 2/16/13

### Blocked Shots

Career: 1 (6x), last at Houston 3/20/13

### Field Goals

Career: 10 (2x), last at Oklahoma, 1/21/13

### Field Goal Attempts

Career: 20, at Oklahoma, 1/21/13

### Free Throws

Career: 14, vs. Fresno State, 11/9/12

### Free Throw Attempts

Career: 14, vs. Fresno State, 11/9/12

### 3-Point Field Goals

Career: 4 (2x), last vs. Miss State, 11/21/12

### 3-Point Field Goal Attempts

Career: 9, vs. Oklahoma 2/29/12

### Minutes

Career: 41, at Baylor 1/5/13

## 2011-12


Opposition	P	R	A
Boston Univ.	6	1	2
Rhode Island	10	2	0
vs Oregon State	12	5	1
vs NC State	16	3	0
Sam Houston St.	12	6	0
North Texas	8	1	0
at UCLA	8	2	0
UT Arlington	23	6	0
Texas State	13	6	1
Nichols State	12	3	1
Temple	6	8	0
at North Carolina	16	2	0
Rice	19	2	0
at Iowa State	14	4	0
Oklahoma State	6	4	1
Texas A&M	7	0	1
at Missouri	6	3	2
at Kansas State	19	3	2
Kansas	11	5	1
Iowa State	5	2	1
at Baylor	2	0	1
Missouri	2	3	0
Texas Tech	17	3	1
at Texas A&M	15	3	0
Kansas State	11	7	0
at Oklahoma	13	5	0
at Oklahoma St.	15	2	0
Baylor	13	5	0
at Texas Tech	7	3	1
Oklahoma	24	3	0
at Kansas	6	2	2
vs Iowa State	9	2	0
vs Missouri	10	4	0
vs Cincinnati	10	2	3

## 2012-13

Opposition	P	R	A
Fresno State	20	2	0
Coppin State	25	2	1
vs Chaminade	14	1	1
vs USC	11	7	1
vs Mississippi St.	19	5	0
Sam Houston St.	16	8	0
UT Arlington	14	5	1
vs Georgetown	12	4	0
vs UCLA	12	2	3
Texas State	10	8	2
North Carolina	18	6	3
at Michigan St.	13	2	0
Rice	14	9	0
at Baylor	21	5	2
West Virginia	9	5	0
at Iowa State	0	0	0
Kansas	18	1	1
at Oklahoma	25	4	2
Texas Tech	10	3	0
at Kansas State	15	4	1
TCU	15	3	0
at West Virginia	14	8	1
Oklahoma State	4	2	0
Iowa State	18	8	0
at Kansas	7	4	0
at TCU	0	0	0
Kansas State	15	5	1
Oklahoma	18	8	3
at Oklahoma St.	0	2	0
Baylor	23	1	0
at Texas Tech	27	4	2
vs TCU	12	1	1
vs Kansas State	5	1	1
at Houston	6	2	2

## MCCLELLAN CAREER STATISTICS

Season	GP	GS	Min.	Avg.	FG	FGA	Pct.	3-Point FG	3-Point FGA	3-Point Pct.	FT	FTA	Pct.	Off.	Def.	Tot.	Avg.	PF	FO	Ast.	TO	Blk	Stl	Pts.	Avg.
2011-12	34	9	879	25.9	129	288	.448	35	113	.310	90	119	.756	39	73	112	3.3	34	0	21	30	3	35	383	11.3
2012-13	34	15	929	27.3	136	356	.382	33	121	.273	155	186	.833	36	96	132	3.9	28	0	29	57	6	28	460	13.5
TOTAL	68	24	1808	26.6	265	644	.411	68	234	.291	245	305	.803	75	169	244	3.6	62	0	50	87	9	63	843	12.4



# ANGEL RODRIGUEZ

Junior | Guard | 5-11 | 181

Cupey, P.R. | Kansas State University | Miami Krop HS

**As a Sophomore (2012-13):** NABC District 8 second team ... All-Big 12 Second Team ... Big 12 All-Defensive Team ... Phillips 66 All-Championship Team ... Big 12 Co-Champions ... Phillips 66 co-Big 12 Player of the Week (Feb. 18) ... Averaged 11.4 points on 36.1 percent shooting, including 34.4 percent from 3-point range, to go with 5.2 assists, 2.1 rebounds and 1.5 steals in 28.2 minutes per game ... Started all 33 games ... Hit 82.6 percent at the free throw line and posted a 2.2 assist to turnover ratio ... Led the Wildcats in 3-point field goals (55), assists (173) and steals (50) ... Second on team in scoring (11.4 ppg.), double-digit scoring games (23) and minutes per game (28.2) ... Among Top 5 in the Big 12 in assist-to-turnover ratio (second), assists (third), free throw percentage (third) and steals (fourth) ... 173 assists are second-most in a single season at K-State ... 5.24 assists per game average and 2.22 assist-to-turnover ratio rank fifth in school history ... Earned Jack Hartman Top Defensive Player and the Ernie Barrett Play Hard team awards.

**As a Freshman (2011-12):** Saw action in 32 games with 17 starts as a true freshman ... 17 starts all came in the last 17 games ... Fall 2011 Big 12 Commissioner's Honor Roll ... Averaged 8.3 points on 36 percent shooting (80-of-222), including 31.7 percent (32-of-101) from 3-point range, with 3.2 assists, 2.5 rebounds and 1.3 steals in 21.7 minutes per game ... Ranked among the Top 5 in seven categories, first in assists and steals, third in field goal attempts, 3-point field goals, free throws and fourth in scoring and minutes ... First freshman to pace the team in both assists and steals since Steve Henson in 1986-87 ... Ranked 11th in the Big 12 in assists, steals and assist-to-turnover ratio (1.2) ... One of just two freshmen in the league to rank in Top 15 in all three categories ... 14 double-digit points efforts ... Led the team in scoring in five games, including a season-best 17 points vs. Southern Illinois (12/22/11) ... Connected on at least two 3-point field goals in nine games, including a season-high five vs. Southern Illinois (12/22/11) ... Had a season-high six rebounds in a win at Oklahoma State (1/21/12) ... Paced the squad in assists in a team-best 13 games, including 12 in Big 12 play ... Dished out a season-best eight vs. Iowa State (2/25/12) ... Had at least five assists in eight games ... Nabbed at least one steal in 21 games, including a season-best four at Baylor (2/18/12) and Iowa State (2/25/12) ... Averaged 8.2 points on 39.1 percent shooting (45-of-115), including 31.1 percent (14-of-45), with 3.8 assists, 2.6 rebounds and 1.6 steals per game in Big 12 play ... Ranked among the Top 5 on the team in six categories in Big 12 play, including first in assists and steals, third in scoring, field goals and 3-point field goals and fourth in minutes ... Placed in the Top 10 in the Big 12 in assists (eighth), steals (fourth) and assist-to-turnover ratio (10th), the only Big 12 freshman to rank among the Top 10 in all three categories ... Started the Big 12 Championship Quarterfinal game vs. Baylor (3/8/12) and both NCAA Tournament games, the only freshman to do so on the squad ... Finished the year with double-digit points in five of the last six games ... Coached by Frank Martin.

**High School:** No. 4 prospect in the state of Florida by FloridaHoops.com... A three-year letterman at Dr. Michael Krop High School in Miami, Fla. ... Averaged 23 points and six assists as a senior ... Named first team All-Class 6A by the Florida Association of Basketball Coaches (FABC) ... All-Dade County team by the Miami Herald ... Had the steal and game-winning basket in a 57-55 win over Hialeah-Miami Lakes and future Kansas State teammate Adrian Diaz to capture the District 13-6A title ... Posted 32 points against Carol City (2/10/11) in the District 13-6A semifinals ... Helped the Lightning to a 26-6 record and its first trip to the Class 6A state final four as a junior in 2009-10 ... Averaged 20.9 points, seven assists and 3.9 rebounds as a junior... Miami Herald's 2009-10 Class 6A Player of the Year ... First team all-state... Second team All-Florida (all classifications) ... First team All-Class 6A by FloridaHoops.com as a junior ... Collected a team-high 23 points and eight rebounds in the loss to Orlando Dr. Phillips in the state semifinals ... Posted 39 points in the Regional Final win over Columbus ... 38 points in a win over Arlington Country Day ... Led the team in scoring and assists as a sophomore en route to guiding the Lightning to district title ... First team All-Dade County by the Miami Herald ... Injured knee during the summer after senior year of high school ... Coached by Marcos "Shakey" Rodriguez.

**Personal:** Angel Daniel Rodriguez Tricoche was born Dec. 5, 1992, in San Juan, Puerto Rico ... Left Puerto Rico at age 15 to come to the U.S. to play basketball ... Mother is Jacqueline Tricoche ... Has two younger brothers, Luis Rivera and Yaniel Rivera... Cousin, Javi Gonzalez, played three seasons (2007-10) at N.C. State ... Received scholarship offers from a number of schools, including Louisville, Florida and N.C. State... Major is sports administration ... Enjoys singing and watching reality TV.

## RODRIGUEZ CAREER STATISTICS

Season	GP	GS	Min.	Avg.	FG	FGA	Pct.	3-Point FG	3-Point FGA	3-Point Pct.	FT	FTA	Pct.	Off.	Def.	Tot.	Avg.	PF	FO	Ast.	TO	Blk	Stl	Pts.	Avg.
2011-12	32	7	694	21.7	80	222	.360	32	101	.317	73	106	.689	18	61	79	2.5	89	4	101	85	1	41	265	8.3
2012-13	33	33	930	28.2	115	319	.361	55	160	.344	90	109	.826	18	51	69	2.1	70	1	173	78	0	50	375	11.4
Totals	65	40	1,624	25.0	195	541	.360	87	261	.333	163	215	.758	36	112	148	2.3	159	5	274	163	1	91	640	9.8



# DEANDRE BURNETT

Freshman | Guard | 6-2 | 191

#1

Miami, Fla. | Carol City HS

**As a Freshman (2013-14):** Injured left wrist in early November and is expected to redshirt freshman season.

**High School:** A 2012 *Parade All-American*, one of only two players from the state of Florida and one of five Atlantic Coast Conference recruits to earn the honor ... Third in the nation in scoring as a high school senior ... As a senior, averaged 37 ppg, 5 apg, and 6 rpg ... Notched 45 points three times in his final prep season ... Recorded 25 points and 11 assists in first game Coach L saw him play ... Class AA Player of the Year ... All-state ... First team Miami-Dade County ... As a junior, averaged 28 ppg ... Played for Barry Robinson at Carol City High School ... Earned varsity letters all four years ... On academic on honor roll ... Played final year at Massanutten Military Academy in Virginia.

**Personal:** Name is Deandre, but goes by Dre ... Born January 21, 1994 ... Son of Varondria Burnett and James Cook ... Brother to Dalvin, James, Daneisha, Jamiya, and Jameisha ... Grew up a Canes fan ... Also recruited by South Carolina, Ole Miss, Marshall, Virginia, and La Salle ... Majoring in sports administration ... Played AAU for Team U ... Larranaga's third signee from the state of Florida, joining former Hurricane Shane Larkin (Dr. Phillips) and current sophomore Tonye Jekiri (Champagnat).



# CORN ELDER

Freshman | Guard | 5-10 | 173


#2

Nashville, Tenn. | Ensworth HS

**High School:** Averaged 20.2 points, 4.7 assists, and 4.2 steals in his senior season ... Scored 1,521 career points ... Led Tigers to a 97-20 record in his prep years ... Career-high 41 points in the DII-AA finals game ... Named both the 2013 boys basketball and football player of the year by *The Tennessean* ... State tournament MVP three-straight years ... Led Ensworth to two straight Division II-AA basketball championships.

**Football:** Recorded two tackles in collegiate debut vs. FAU ... Rated nation's No. 8 athlete by *247Sports.com* and No. 7 running back by *Rivals.com* ... Also listed as nation's No. 17 and No. 33 running back by *ESPN* and *Scout.com*, respectively ... 4-star athlete ranked as No. 2 running back in Tennessee by both *ESPN* and *Rivals.com* ... Known for his speed and elusiveness ... Rushed for 2,618 yards and 39 touchdowns as senior in 2012 and led Ensworth to third straight Division II-AA state title ... Finished prep football career with 6,351 rushing yards, 84 touchdowns and three consecutive state titles ... No. 2 prospect on *The Tennessean* Dandy Dozen ... Named Mr. Football Back of the Year in 2011 and 2012 ... Clocked with 4.42 40 time.

**Personal:** Full name is Cornelius Elder, but goes by Corn.



# MIKE FERNANDEZ

Freshman | Guard | 6-1 | 189

#11

Coral Gables, Fla. | Belen Jesuit

**High School:** All-Dade county team honorable mention two years .. Dade vs. Palm Beach County all-star game ... Averaged 8.0 ppg senior year ... Hit 40 percent of field goals senior year ... Three-year varsity letterman ... Two-year starter at guard ... Coached by Jose Roca ... Honor roll ... Played water polo, winning second place at state ... Also on track team.

#### Fernandez Season Highs

Minutes  
Season: 1, vs. Texas Southern, 11/14/13

**Personal:** Born Michael Brandon Fernandez April 5, 1995 ... Son of Ilena and Joaquin Novoa and Mike and Constance Fernandez ... Brother to George, Alexander, Cristofer and Michelle Fernandez, and Joaquin Novoa ... Majoring in finance ... First language is Spanish ... Played AAU for Gold Coast: Team Miami ... Recruited by Cornell University.

#### FERNANDEZ CAREER STATISTICS

Season	GP	GS	Min.	Avg.	FG			3-Point			Free Throws			Rebounds				Scoring			
					FGA	Pct.		FGA	Pct.		FT	FTA	Pct.	Off.	Def.	Tot.	Avg.	Pf	Fo	Ass.	TO
2013-14	1	0	1	1.0	0	0	.000	0	0	.000	0	0	.000	0	0	0	0.0	0	0	0	0



# JUSTIN HELLER

Senior | Guard | 6-2 | 177

Boca Raton, Fla. | West Boca Raton Community

# #12

## Heller Season / Career Highs

### Points

Season: --  
Career: 2, vs. Charlotte, 12/14/12

### Rebounds

Season: --  
Career: 3, vs. Charlotte, 12/14/12

### Assists

Season: --  
Career: 1 (2x) last vs. Florida State, 1/27/13

### Steals

Season: --  
Career: --

### Blocked Shots

Season: --  
Career: --

### Field Goals

Season: --  
Career: 1, vs. Charlotte, 12/14/12

### Field Goal Attempts

Season: --  
Career: 1 (5x), last vs. Florida State, 1/27/13

### Free Throws

Season: --  
Career: --

### Free Throw Attempts

Season: --  
Career: 2, vs. Charlotte, 12/14/12

### 3-Point Field Goals

Season: --  
Career: --

### 3-Point Field Goal Attempts

Season: --  
Career: 1 (2x) last vs. Florida State, 1/27/13

### Foul Disqualifications

Season: --  
Career: --

### Minutes

Season: 1, vs. Texas Southern, 11/14/13  
Career: 3, vs. Charlotte, 12/14/12

## ACC Academic Honor Roll

**As a Junior (2012-13):** ACC Academic Honor Roll ... Walk on who played in nine games ... In three minutes against Charlotte grabbed three rebounds and scored two points ... Pulled down a board and notched an assist vs. Florida State.

**As a Sophomore (2011-12):** Played in seven games, including four ACC matchups ... Attempted two shots, including one three pointer ... Grabbed a pair of defensive rebounds ... Season highs include one field goal attempt against Boston College and Wake Forest, one three-point attempt vs. Boston College, two rebounds against Appalachian State and two minutes vs. App State ... Book Buster (3.0 GPA) ... Athletics Director Honor Roll (3.2 GPA).

**As a Freshman (2010-11):** Walked onto the team... Practiced, but did not see any game time.

**High School:** After transferring to West Boca, played one year of varsity basketball for the Bulls... Among top 30 three-point scorers in Palm Beach County in 2009-10... The Bulls were the only team to beat powerhouse Dwyer, the top-ranked high school in the county, with an 82-73 victory.

**Personal:** Born Justin Ryan Heller on Dec. 26, 1991 ... Son of Neal Heller and Liz Heller ... Brother to Anthony Anderson ... Majoring in business, with aspirations of becoming a CEO... Recruited by American and North Florida ... Nickname is J-Hell.

2011-12				2012-13			
Opposition	P	R	A	Opposition	P	R	A
at Charlotte	0	0	0	Jacksonville	0	0	0
Appalachian St.	0	2	0	Charlotte	2	3	0
at Boston College	0	0	0	at UCF	0	0	1
Virginia Tech	0	0	0	at Hawai'i	0	0	0
Wake Forest	0	0	0	Duke	0	0	0
Boston College	0	0	0	Florida State	0	1	1
Minnesota	0	0	0	Boston College	0	0	0
				North Carolina	0	0	0
				vs. Pacific	0	0	0

## HELLER CAREER STATISTICS

Season	GP	GS	Min.	Avg.	FG	FGA	Pct.	FG	FGA	Pct.	FT	FTA	Pct.	Off.	Def.	Tot.	Avg.	PF	FO	Ast.	TO	Blk	Stl	Pts.	Avg.
2011-12	7	0	4	0.6	0	2	.000	0	1	.000	0	0	.000	0	2	2	0.3	0	0	0	1	0	0	0	0.0
2012-13	9	0	11	1.2	1	3	.333	0	1	.000	0	2	.000	0	4	4	0.4	1	0	2	2	0	0	2	0.2
2013-14	1	0	1	1.0	0	0	.000	0	0	.000	0	0	.000	0	0	0	0.0	0	0	0	0	0	0	0	0.0
TOTAL	17	0	16	0.9	1	5	.200	0	2	.000	0	2	.000	0	6	6	0.4	1	0	2	3	0	0	2	0.1



# STEVE SORENSON

Sophomore | Guard | 6-0 | 161

Dallas, Texas | St. Mark's School of Texas

# #3

## Sorenson Season / Career Highs

### Points

Season: --  
Career: 1, vs. Duke 1/23/13

### Rebounds

Season: --  
Career: --

### Assists

Season: --  
Career: --

### Steals

Season: --  
Career: --

### Field Goals

Season: --  
Career: --

### Field Goal Attempts

Season: --  
Career: --

### Free Throws

Season: --  
Career: 1, vs. Duke 1/23/13

### Free Throw Attempts

Season: --  
Career: 1 (2x) last vs. Duke 1/23/13

### 3-Point Field Goals

Season: --  
Career: --

### 3-Point Field Goal Attempts

Season: --  
Career: --

### Minutes

Season: 1, vs. Texas Southern, 11/14/13  
Career: 3, vs. Charlotte, 12/14/12

2012-13			
Opposition	P	R	A
Jacksonville	0	0	0
Charlotte	0	0	0
at Hawai'i	0	0	0
Duke	1	0	0
Florida State	0	0	0
Boston College	0	0	0
North Carolina	0	0	0
vs. Pacific	0	0	0

## ACC Academic Honor Roll

**As a Freshman (2012-13):** ACC Academic Honor Roll ... Walk on who joined the team prior to the season ... Played in eight games ... Hit a free throw vs. Duke to score first collegiate point on Jan. 23, 2013.

**High School:** Named all state by the Texas Association of Basketball Coaches as a senior ... TABC academic all-state ... Two-time All-Southwest Preparatory Conference... Trinity Valley Christian all-tournament team twice ... Team captain both junior and senior seasons ... Averaged 18 points, six assists, three rebounds, two steals in senior campaign ... Shot 50 percent from both the field and distance in final season ... Team leadership award ... Invited to TABC all-star game and 2012 Showboat Classic ... Team MVP ... Notched 12 points, five assists, four rebounds and two steals per game sophomore season ... Shot 50 percent from the field and 49 percent from three ... Most improved player sophomore season ... Three-year letterwinner ... Honor roll all four years.

**Personal:** Full name is Steven Lewis Sorenson, goes by Steve ... Born Dec. 30, 1993 in St. Louis, Mo. ... Son of Skip and Yvonne ... Brother to Erik, who was a walk-on with the Virginia Tech basketball team from 2010-12 ... Played AAU ball for Dallas Heroes ... Majoring in business.

## SORENSEN CAREER STATISTICS

Season	GP	GS	Min.	Avg.	FG	FGA	Pct.	3-Point FG	3-Point FGA	Pct.	FT	FTA	Pct.	Off.	Reb. Def.	Reb. Tot.	Avg.	PF	FO	Ast.	TO	Blk	Stl	Scoring Pts.	Avg.
2012-13	8	0	10	1.3	0	0	.000	0	0	.000	1	3	.333	0	0	0	0.0	0	0	0	3	0	0	1	0.1
2013-14	1	0	1	1.0	0	0	.000	0	0	.000	0	0	.000	0	0	0	0.0	0	0	0	0	0	0	0	0.0
TOTAL	9	0	11	1.2	0	0	.000	0	0	.000	1	3	.333	0	0	0	0.0	0	0	0	3	0	0	1	0.1



**2013-14 Miami Men's Basketball**  
**University of Miami Combined Team Statistics (as of Dec 19, 2013)**  
**All games**

<b>RECORD:</b>	<b>OVERALL</b>	<b>HOME</b>	<b>AWAY</b>	<b>NEUTRAL</b>
ALL GAMES	6-5	2-3	3-1	1-1
CONFERENCE	0-1	0-1	0-0	0-0
NON-CONFERENCE	6-4	2-2	3-1	1-1

#	Player	gp-gs	min	avg	Total		3-Point		F-Throw		Rebounds												
					fg-fga	fg%	3fg-fga	3fg%	ft-fa	ft%	off	def	tot	avg	pf	dq	a	to	blk	stl	pts	avg	
15	Rion Brown	11-11	390	35.5	50-129	.388	13-52	.250	33-40	.825	19	47	66	6.0	21	0	34	16	1	11	146	13.3	
25	Garrius Adams	11-11	373	33.9	37-103	.359	11-43	.256	37-49	.755	8	48	56	5.1	24	1	26	23	3	19	122	11.1	
22	Donnavan Kirk	11-11	340	30.9	43-91	.473	3-11	.273	15-24	.625	34	43	77	7.0	24	0	3	20	24	6	104	9.5	
35	James Kelly	11-7	274	24.9	41-78	.526	7-18	.389	10-15	.667	16	46	62	5.6	24	0	9	10	7	7	99	9.0	
05	Davon Reed	11-5	310	28.2	34-89	.382	19-46	.413	11-22	.500	7	19	26	2.4	20	0	18	20	2	8	98	8.9	
20	Manu Lecomte	11-6	301	27.4	27-68	.397	7-19	.368	19-23	.826	5	21	26	2.4	20	0	25	19	1	9	80	7.3	
23	Tonye Jekiri	11-4	184	16.7	16-42	.381	0-0	.000	2-2	1.000	13	30	43	3.9	22	1	4	11	6	3	34	3.1	
21	Erik Swoope	10-0	92	9.2	5-16	.313	1-3	.333	5-7	.714	3	13	16	1.6	9	0	2	1	0	1	16	1.6	
04	Raphael Akpejori	6-0	33	5.5	1-3	.333	0-0	.000	2-2	1.000	0	6	6	1.0	11	0	0	2	2	0	4	0.7	
12	Justin Heller	1-0	1	1.0	0-0	.000	0-0	.000	0-0	.000	0	0	0	0.0	0	0	0	0	0	0	0	0.0	
03	Steve Sorenson	1-0	1	1.0	0-0	.000	0-0	.000	0-0	.000	0	0	0	0.0	0	0	0	0	0	0	0	0.0	
11	Mike Fernandez	1-0	1	1.0	0-0	.000	0-0	.000	0-0	.000	0	0	0	0.0	0	0	0	1	0	0	0	0.0	
Team											16	12	28										
Total.....		11	2300		254-619	.410	61-192	.318	134-184	.728	121	285	406	36.9	175	2	121	123	46	64	703	63.9	
Opponents.....		11	2300		245-598	.410	81-230	.352	107-167	.641	103	268	371	33.7	182	1	125	127	30	59	678	61.6	

<b>TEAM STATISTICS</b>	<b>UM</b>	<b>OPP</b>
SCORING	703	678
Points per game	63.9	61.6
Scoring margin	+2.3	-
FIELD GOALS-ATT	254-619	245-598
Field goal pct	.410	.410
3 POINT FG-ATT	61-192	81-230
3-point FG pct	.318	.352
3-pt FG made per game	5.5	7.4
FREE THROWS-ATT	134-184	107-167
Free throw pct	.728	.641
F-Throws made per game	12.2	9.7
REBOUNDS	406	371
Rebounds per game	36.9	33.7
Rebounding margin	+3.2	-
ASSISTS	121	125
Assists per game	11.0	11.4
TURNOVERS	123	127
Turnovers per game	11.2	11.5
Turnover margin	+0.4	-
Assist/turnover ratio	1.0	1.0
STEALS	64	59
Steals per game	5.8	5.4
BLOCKS	46	30
Blocks per game	4.2	2.7
ATTENDANCE	26607	32306
Home games-Avg/Game	5-5321	4-6083
Neutral site-Avg/Game	-	2-3986

<b>Date</b>	<b>Opponent</b>		<b>Score</b>	<b>Att.</b>
11-08-13	ST. FRANCIS BROOKLYN	Lot	62-66	6060
11-11-13	GEORGIA SOUTHERN	Wot	81-80	4654
11-14-13	TEXAS SOUTHERN	W	84-69	4728
\$ 11-18-13	at College of Charleston	W	70-54	4018
11-21-13	UCF	L	58-63	4895
& 11-28-13	vs George Washington	Lot	63-71	1966
& 11-29-13	at Cal State Fullerton	W	48-46	1857
& 12-01-13	vs Arizona State	W	60-57	6007
12-04-13	at Nebraska	L	49-60	15088
* 12-08-13	VIRGINIA TECH	Lot	60-61	6270
12/19/13	at Savannah State University	W	68-51	3370

\$ = Wooden Legacy - Charleston, S.C.

& = Wooden Legacy - Anaheim, Calif.

\* = Conference game

<b>Score by Periods</b>	<b>1st</b>	<b>2nd</b>	<b>OT</b>	<b>Totals</b>
University of Miami	320	355	28	703
Opponents	283	355	40	678