



# 2013 @MIAMIHURRICANES FOOTBALL

University of Miami Athletic Communications • 5821 San Amaro Drive • Coral Gables, FL 33146 • HurricaneSports.com  
 Assistant AD / Communications (Primary Contact): Chris Yandle • E: c.yandle@miami.edu • O: 305-284-3248 • C: 786-877-9368  
 Secondary Contacts: Camron Ghorbi (c.ghorbi@miami.edu), Taylor McGillis (t.mcgillis@miami.edu), David Villavicencio (davidv@miami.edu)

## #5THINGS

- 1 Senior QB **Stephen Morris** is one of only four 7,000-yard passers in program history.
- 2 Freshman **Stacy Coley** is one of five players nationally with a receiving TD, kick return TD and punt return TD this season.
- 3 Senior WR **Allen Hurns** needs 161 yards to post the fourth 1,000-yard receiving season in school history.
- 4 27 seniors will play their final home game as Miami Hurricanes on Saturday.
- 5 Junior WR **Phillip Dorsett** returns to the field after missing the last four games.

## SCHEDULE / RESULTS

### AUGUST

30 **Florida Atlantic** *ESPN* **W, 34-6**  
*30th Anniversary, 1983 National Champions*

### SEPTEMBER

7 <sup>12/9</sup> **Florida** *ESPN* **W, 21-16**  
 21 **Savannah State** *ESPN3* **W, 77-7**  
 28 at **USF** *ESPN* **W, 49-21**

### OCTOBER

5 **Georgia Tech\*** *ESPN* **W, 45-30**  
*Family Weekend*  
 17 at **North Carolina\*** *ESPN* **W, 27-23**  
 26 **Wake Forest\*** *ESPN* **W, 24-21**  
*Employee Day*

### NOVEMBER

2 at 3/3/3 **Florida State\*** *ABC* **L, 14-41**  
 9 **Virginia Tech\*** *ESPN* **L, 24-42**  
*Homecoming*  
 16 at **Duke\*** *ESPN* **L, 30-48**  
 23 **Virginia\*** *ESPN* **12 p.m.**  
*Uniendo La Familia / Senior Day*  
 29 at **Pittsburgh\*** *ABC* **3:30 p.m.**

## COACHES: ON THE FIELD

Head Coach: Al Golden  
 Offensive Coordinator: James Coley  
 Offensive Line: Art Kehoe  
 Defensive Line: Jethro Franklin  
 Linebackers: Micheal Barrow  
 Wide Receivers: Brennan Carroll  
 Tight Ends: Larry Scott

## COACHES: IN THE BOOTH

Defensive Coordinator: Mark D'Onofrio  
 Running Backs: Hurlie Brown  
 Defensive Backs: Paul Williams

## GAME 11

## #INFOGRAPHICNOTES



NR/RV/NR **MIAMI HURRICANES** (7-3, 3-3 ACC)  
 Head Coach: Al Golden (Penn State, 1991)  
 Record at UM: 20-14 (3rd season), Career Record: 47-48 (8th season)



NR/NR/NR **VIRGINIA CAVALIERS** (2-8, 0-6 ACC)  
 Head Coach: Mike London (Richmond, 1983)  
 Record at UVA: 18-29 (4th season), Career Record: 42-34 (6th season)



Uniendo La Familia ("Uniting the Family")  
 campaign kicks off Saturday.

**November 23, 2013 • 12 p.m. ET • Miami Gardens, Fla. • Sun Life Stadium (74,916)**

**Series History:** Tied 5-5 ... Series tied 2-2 at Miami ... UVA has won last 3 meetings.

**ESPN** • Tom Hart, *Play-by-Play* • John Congemi, *Analyst*

**WQAM 560 AM** • Joe Zagacki, *PXP* • Don Bailey Jr., *Analyst* • Josh Darrow, *Sideline Reporter*

**RADIO CARACOL 1260 AM** • Roly Martin, *PXP* • Pepe Campos, *Analyst* • Joe Martinez, *Analyst*

**WVUM 90.5 FM** • Chris Wittingham, *PXP* • Alex Schwartz, *Analyst* • **SATELLITE RADIO** • Sirius 92 • XM 190

## HERE'S THE KICKER

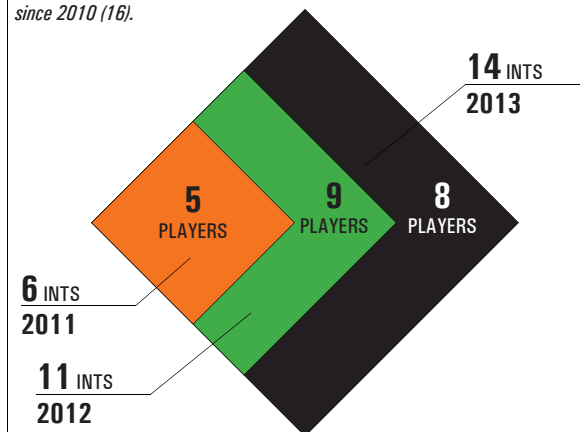
What an addition graduate P **Pat O'Donnell** has been to the Miami Hurricanes in 2013. O'Donnell, who was a two-time All-BIG EAST punter at Cincinnati, ranks second nationally in punting with 47.3 yards per punt.



O'Donnell leads the ACC by nearly 3.0 yards per punt. Virginia Tech's AJ Hughes is second behind O'Donnell with a 44.5 yards-per-punt

## PASS DEFENSE

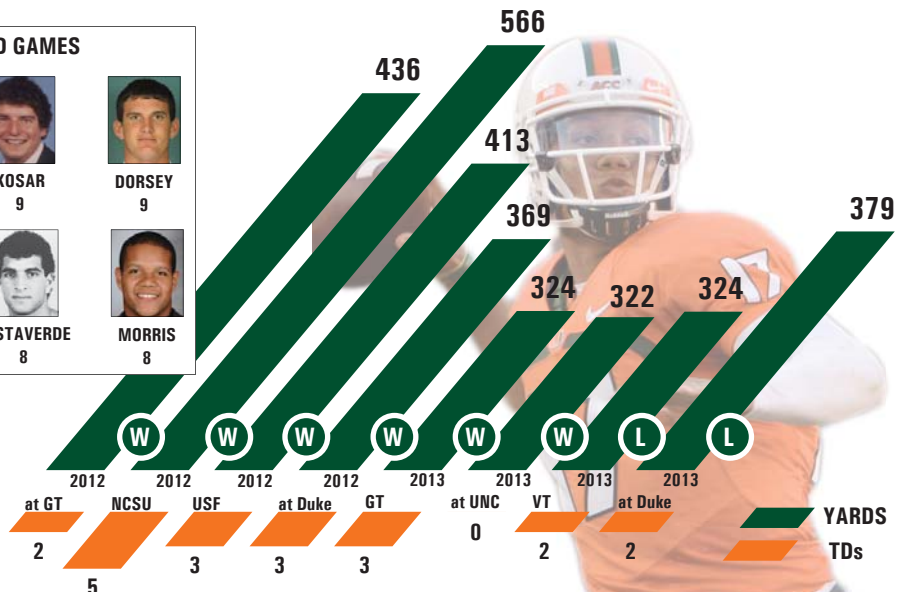
Miami's 14 interceptions on defense are the most by the Hurricanes since 2010 (16).



## #ELITECOMPANY

Stephen Morris is one of six QBs in Miami history with 8+ 300-yard passing games.

### MOST 300-YARD GAMES



# #TALEOFTHETAPE

**2013 STATISTICAL LEADERS**
**18  
MON**

No Media Availability

**19  
TUE**

 Practice (9 a.m.)  
 Weekly Press Conference  
 Edgerrin James Room  
 12-12:30 p.m. – Players  
 12:30-1 p.m. – Golden

 Hurricane Hotline  
 7-9 p.m. (Sandbar)

**20  
WED**

 Practice (9 a.m.)  
 Coach Golden Post-Practice  
 11:15 a.m.

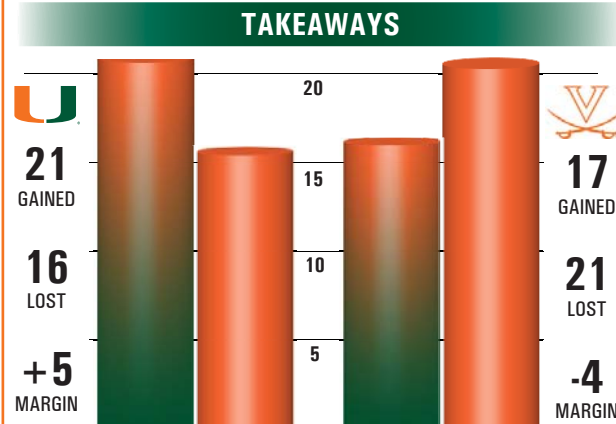
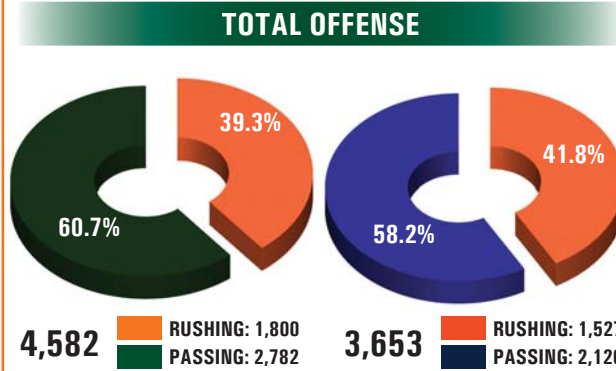
**21  
THU**

No Media Availability

**22  
FRI**

No Media Availability

**23  
SAT**
**GAME 11**  
 Miami vs. Virginia  
 12 p.m. (ESPNU)  
 Postgame  
 Press Conference  
*Miami locker room is closed*
**24  
SUN**

 AI Golden  
 Teleconference  
 4:30 p.m.  
 No Player Availability


#### PASSING

**QB 17**

**STEPHEN MORRIS**  
2,358

#### RUSHING

**RB 8**

**DUKE JOHNSON**  
920

**DALLAS CRAWFORD**  
446

#### RECEIVING

**WR 1**

**ALLEN HURNS**  
839

**HERB WATERS**  
406

#### TACKLES

**LB 52**

**DENZEL PERRYMAN**  
91

**JIMMY GAINES**  
64

## SENIOR DAY 27 MIAMI HURRICANES WILL PLAY THEIR FINAL HOME GAME SATURDAY



# INSIDE THE SERIES

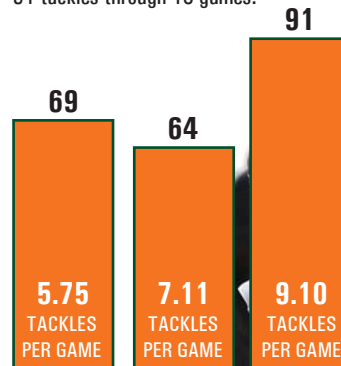
**TIED 5-5**

Saturday is the 11th series meeting between ACC Coastal Division rivals with the series tied at 5-5. Virginia has won the previous three series meetings, including a 28-21 win at Sun Life Stadium in 2011. Virginia leads the series 5-4 in ACC play.

<b>1996</b> W 31-21	<b>2004</b> W 31-21	<b>2005</b> W 25-17	<b>2006</b> L 7-17	<b>2007</b> L 0-48
<b>2008</b> W 24-17	<b>2009</b> W 52-17	<b>2010</b> L 19-24	<b>2011</b> L 21-28	<b>2012</b> L 40-41

# CAREER SEASON

Junior LB **Denzel Perryman** is enjoying his best season for the Miami Hurricanes, posting a career-best 91 tackles through 10 games.



Senior QB **Stephen Morris** is fourth on Miami's career passing list and is one of only four 7,000-yard passers in program history. Morris has surpassed Pro Football Hall of Famer **Jim Kelly**, former NFL QB **Steve Walsh**, **Kyle Wright**, **Bernie Kosar**, **Ryan Clement**, **Craig Erickson** and **Vinny Testaverde**.

**CHASING HISTORY**
**CAREER PASSING YARDS**


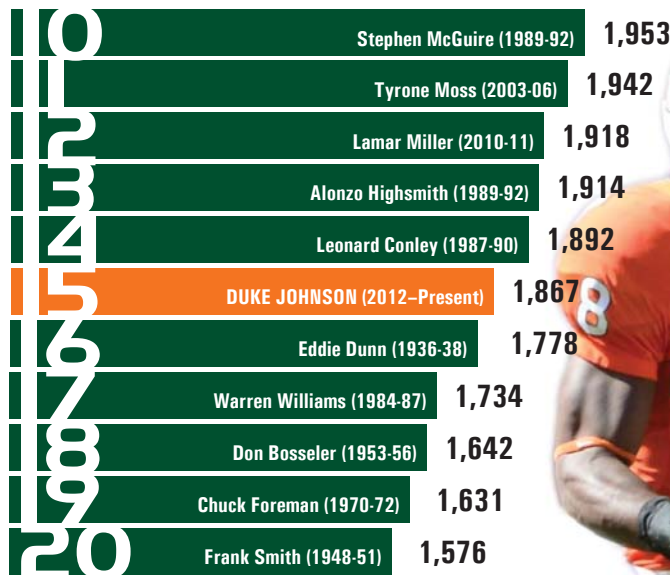
1. Ken Dorsey 1999-2002 9,565
2. Jacory Harris 2008-11 8,826
3. Gino Torretta 1989-92 7,690
4. **STEPHEN MORRIS** 2010-13 **7,224**
5. Vinny Testaverde 1982, 1984-86 6,058
6. Craig Erickson 1987-90 6,056
7. Ryan Clement 1994-97 6,004
8. Bernie Kosar 1983-84 5,971
9. Kyle Wright 2004-07 5,805
10. Steve Walsh 1986-88 5,369



# DUKE UP THE CHARTS


**39**

Duke Johnson is the 39th 1,000-yard rusher and will enter the 2014 season needing 133 yards to become the ninth 2,000-yard rusher in program history.

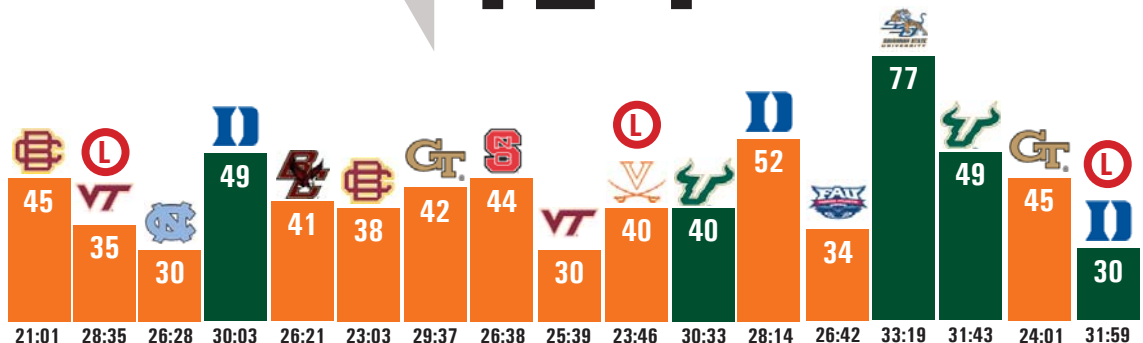


# LESS IS MORE

Miami has scored 30+ points in 17 of its first 34 games of the @GoldenAI era, posting an 14-3 record in those contests. In those 17 games, Miami has trailed in time of possession 12 times. Miami is 9-1 in its last nine games when scoring 30+ points and trailing in time of possession.

**12-1**

Miami is 12-1 in ACC play when scoring 40+ points, including a 5-1 mark in ACC road games



# #CARDIACCANES

Miami's 24-21 win over Wake Forest was the fifth time under **Al Golden** that the Hurricanes needed a score in the final minute of regulation (or overtime) to win a game. For the second straight season, Miami has posted last-second wins in back-to-back weeks.

- NOVEMBER 19, 2011** 6-3 at USF  
Jake Wieclaw 36-yard FG as time expired
- SEPTEMBER 22, 2012** 42-36 at Georgia Tech  
Mike James 25-yard TD run in OT
- SEPTEMBER 29, 2012** 44-37 vs. NC State  
Stephen Morris' 62-yard TD pass to Phillip Dorsett with 19 seconds left
- OCTOBER 17, 2013** 27-23 at UNC  
Dallas Crawford's 3-yard TD run with 16 seconds left
- OCTOBER 26, 2013** 24-21 vs. Wake Forest  
Duke Johnson's 1-yard TD run with 51 seconds left

*Stat courtesy of Tim Reynolds, Associated Press*

## ALL IS HURNS

Senior WR **Allen Hurns** is enjoying – quietly – one of the best single-seasons by a Miami Hurricanes receiver in program history. Hurns has 839 yards in 2013 and is 161 shy of posting only the fourth 1,000-yard season in school history.

Hurns already has more yards than any Miami receiver had managed in 20 of the previous 22 seasons (per [@ByTimReynolds](#)).

Hurns is also two catches away from tying **Glenn Dennison** (106) for 10th on Miami's career receptions list.

### MIAMI 1,000-YARD SEASONS

<b>Eddie Brown, 1984</b>	1,114
<b>Andre Johnson, 2002</b>	1,092
<b>Leonard Hankerson, 2010</b>	1,156



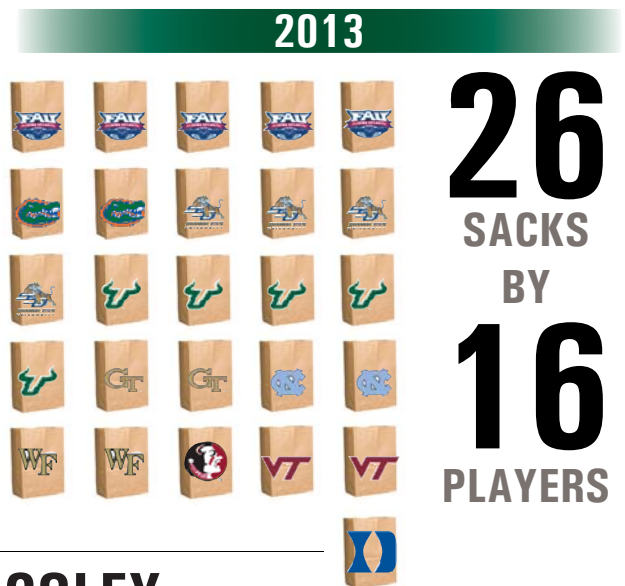
## DUKE BY THE NUMBERS 2012 vs. 2013



2012	DUKE JOHNSON	2013
947	RUSHING YARDS	920
78.9	YARDS PER GAME	115.0
2,060	ALL-PURPOSE YARDS	1,393
171.7	ALL-PURPOSE YARDS PER GAME	174.1
13	TOUCHDOWNS	6

## APPLYING PRESSURE

Through seven games, the Miami Hurricanes have 26 sacks by 16 different players, averaging 2.60 sacks per game. *Last season, the Hurricanes recorded 13 sacks by seven different players in 12 games (an average of 1.08 per game).*



## COLEY... TO THE HOUSE



Freshman **Stacy Coley** is the first Miami player with a KR and PR for a TD in the same season since **Devin Hester** in 2004.

Coley is one of five players this season with a receiving TD, a kick return TD and a punt return TD.

[@MIAMIHURRICANES](#)



# #PROCANES

39 active #ProCanes earned NFL roster spots for the 2013 season. The Houston Texans have the most #ProCanes on its roster of any team with four— **Brandon Harris, Andre Johnson, Chris Myers, Darryl Sharpton.**

The NFC South is the only division with at least one #ProCane on every team roster – Atlanta (**Matt Bosher, Harland Gunn**), Carolina (**Jon Beason, Greg Olsen**), New Orleans (**Jonathan Vilma, Jimmy Graham**) and Tampa Bay (**Mike James**).

# 2.25%

*2.25% of active @NFL players call the University of Miami their alma mater*

## #BYTHENUMBERS



### NOTABLE NCAA STAT RANKINGS

<b>4</b>	<b>KICKOFF RETURNS</b>	26.28
<b>9</b>	<b>YARDS PER COMPLETION</b>	15.12
<b>14</b>	<b>INTERCEPTIONS</b>	14
<b>19</b>	<b>SACKS ALLOWED</b>	1.20
<b>21</b>	<b>PASSING EFFICIENCY</b>	151.55
<b>24</b>	<b>TURNOVERS GAINED</b>	21
<b>24</b>	<b>KO RETURN DEFENSE</b>	18.81
<b>25</b>	<b>SACKS</b>	2.60
<b>29</b>	<b>PASSING OFFENSE</b>	278.20
<b>29</b>	<b>PUNT RETURNS</b>	11.30
<b>35</b>	<b>TOTAL OFFENSE</b>	458.20
<b>37</b>	<b>SCORING OFFENSE</b>	34.50

## 2013 RECORD BREAKDOWN

Current Streak .....	Lost 3
Current Home Streak .....	Lost 1
Current Road Streak .....	Lost 2
Last Win .....	24-21 vs. Wake Forest (10/26/13)
Last Road Win .....	27-23 at North Carolina (10/17/13)
Last Loss .....	30-48 at Duke (11/16/13)
Last Road Loss .....	30-48 at Duke (11/16/13)
	<b>2013      AG</b>
Home .....	5-1      13-6
Away .....	2-2      7-8
Natural Grass .....	7-3      19-13
Artificial Turf .....	0-0      1-1
vs. Ranked Opponents .....	1-1      3-5
Leading at Halftime .....	4-0      15-1
Trailing at Halftime .....	2-3      3-13
Tied at Halftime .....	1-0      2-0
Scoring First .....	5-2      15-5
Opponent Scoring First .....	2-1      5-9
Score < 20 Points .....	0-1      1-6
Score 20+ Points .....	7-2      19-8
Score 30+ Points .....	4-1      14-3
Score 40+ Points .....	3-0      10-1
Opponent Scores < 20 Points .....	3-0      11-1
Opponent Scores 20+ Points .....	4-3      9-13
Opponent Scores 30+ Points .....	1-3      5-9
Opponent Scores 40+ Points .....	0-3      1-6
Gain < 20 First Downs .....	1-2      6-8
Gain 20+ First Downs .....	6-1      14-6
Opponent Gains < 20 First Downs .....	3-1      8-3
Opponent Gains 20+ First Downs .....	4-2      12-11
More Rushing Yards Than Opponent .....	5-0      9-4
Fewer Rushing Yards Than Opponent .....	2-3      11-10
Rush For < 100 Yards .....	1-2      5-6
Rush For 100+ Yards .....	6-1      15-8
Opponent Rushes For < 100 Yards .....	3-0      4-2
Opponent Rushes For 100+ Yards .....	4-3      16-12
	<b>2013      AG</b>
More Passing Yards Than Opponent .....	4-1      12-7
Fewer Passing Yards Than Opponent .....	3-2      8-6
Equal Passing Yards .....	0-0      0-1
Pass For < 200 Yards .....	2-1      5-3
Pass For 200+ Yards .....	5-2      15-11
Opponent Passes For < 200 Yards .....	4-1      11-4
Opponent Passes For 200+ Yards .....	3-2      9-10
More Total Yards Than Opponent .....	6-1      15-5
Fewer Total Yards Than Opponent .....	1-2      5-9
Gain < 300 Total Yards .....	1-1      2-4
Gain 300+ Total Yards .....	6-2      18-10
Opponent Gains < 300 Total Yards .....	2-0      5-1
Opponent Gains 300+ Total Yards .....	5-3      15-13
Commit No Turnovers .....	2-0      5-3
Commit < 3 Turnovers .....	2-3      11-7
Commit 3+ Turnovers .....	3-0      4-4
Force < 3 Turnovers .....	3-3      11-12
Force 3+ Turnovers .....	4-0      9-2
Commit < 6 Penalties .....	2-2      7-6
Commit 6+ Penalties .....	5-1      13-8
3rd Down % < 25 .....	1-0      2-1
3rd Down % 25-49 .....	3-3      10-12
3rd Down % 50+ .....	3-0      8-1
Opponent 3rd Down % < 25 .....	2-0      4-0
Opponent 3rd Down % 25-49 .....	4-1      14-8
Opponent 3rd Down % 50+ .....	1-2      2-6
Trail Time of Possession .....	5-2      15-8
Lead Time of Possession .....	2-1      5-6

## MIAMI IN THE RANKINGS

Miami's streak of 10 straight weeks ranked in the AP Top 25 was snapped following its road loss to Duke. The streak was the ninth-longest streak in program history. Miami (7-3, 3-3) is unranked for the first time since the week of Sept. 3.


### 2013 MIAMI HURRICANES IN THE RANKINGS

	PRE	S3	S8	S15	S22	S29	O6	O13	O20	O27	N3	N10	N17
<b>AP Top 25</b>	RV	RV	15	16	15	14	13	10	7	7	14	24	NR
<b>USA TODAY</b>	RV	24	18	17	15	14	14	11	6	6	14	23	RV
<b>BCS</b>	-	-	-	-	-	-	-	-	7	7	11	23	-

**HURRICANES PLAYER SPOTLIGHTS**

**34 • THURSTON ARMBRISTER • SO • LB**

YEAR	GP-GS	TACK	SACK	TFL
2013	10-2	23	2.0	4.0
Career	22-6	63	2.0	6.0


**2 • DEON BUSH • SO • S**

YEAR	GP-GS	TACK	SACK	INT
2013	8-0	19	1.0	1-0
Career	19-6	52	1.0	1-0


**71 • ANTHONY CHICKILLO • JR • DE**

YEAR	GP-GS	TACK	SACK	TFL
2013	10-10	40	3.5	7.0
Career	34-31	123	12.5	20.0


**3 • STACY COLEY • FR • WR**

YEAR	GP-GS	REC	YDS	TD
2013	9-3	22	405	5
Career	9-3	22	405	5


**25 • DALLAS CRAWFORD • SO • RB**

YEAR	GP-GS	ATT	YDS	TD
2013	10-2	96	446	10
Career	22-2	102	469	10


**59 • JIMMY GAINES • SR • LB**

YEAR	GP-GS	TACK	SACK	INT
2013	10-10	64	0.0	0-0
Career	38-24	180	0.0	2-8


**18 • MATT GOUDIS • SO • PK**

YEAR	GP-GS	FG	PAT	PTS
2013	10-0	10-14	45-45	75
Career	10-0	10-14	45-45	75


**51 • SHAYON GREEN • SR • DL**

YEAR	GP-GS	TACK	SACK	TFL
2013	10-10	57	3.0	10.5
Career	28-22	132	3.0	13.0


**1 • ALLEN HURNS • SR • WR**

YEAR	GP-GS	REC	YDS	TD
2013	10-8	45	839	5
Career	42-23	104	1,568	13

**HURRICANES PLAYER SPOTLIGHTS**

**8 • DUKE JOHNSON • SO • RB**

YEAR	GP-GS	RUSH	RET	TD
2013	8-7	920	396	6
Career	20-12	1,867	1,288	19


**17 • TYRIQ McCORD • SO • LB**

YEAR	GP-GS	TACK	SACK	INT
2013	10-0	7	3.0	2-10
Career	22-0	22	6.5	2-10


**17 • STEPHEN MORRIS • JR • QB**

YEAR	GP-GS	YDS	TD-INT	PCT
2013	10-10	2,358	16-11	59.3
Career	33-27	7,226	44-29	58.2


**16 • PAT O'DONNELL • GR • P**

YEAR	GP-GS	P	YDS	AVG
2013	10-0	36	1,703	47.3
Career	50-0	217	9,373	43.2


**52 • DENZEL PERRYMAN • JR • LB**

YEAR	GP-GS	TACK	SACK	TFL
2013	10-10	91	1.5	4.0
Career	31-21	224	2.5	16.5


**91 • OLSEN PIERRE • JR • DL**

YEAR	GP-GS	TACK	SACK	TFL
2013	10-10	25	1.0	1.0
Career	28-21	56	2.5	6.5


**22 • KACY RODGERS II • SR • S**

YEAR	GP-GS	TACK	SACK	PBU
2013	9-6	13	1.0	0
Career	34-13	73	1.0	2


**46 • CLIVE WALFORD • JR • TE**

YEAR	GP-GS	REC	YDS	TD
2013	10-9	28	332	2
Career	34-22	71	954	7


**6 • HERB WATERS • SO • WR**

YEAR	GP-GS	REC	YDS	TD
2013	10-3	28	406	5
Career	22-5	38	633	7

**WEEK 11 DEPTH CHART** *(as of Nov. 17, 2013)*
**OFFENSE (PRO)**

WR	1	<b>ALLEN HURNS</b>	6-3, 195, Sr.
	9	Malcolm Lewis	6-0, 187, So.
	80	Rashawn Scott	6-2, 199, Jr.
LT	74	<b>ERECK FLOWERS</b>	6-6, 315, So.
	79	Malcolm Bunche	6-7, 327, RJr.
LG	70	<b>JON FELICIANO</b>	6-5, 318, RJr.
	79	Malcolm Bunche	6-7, 327, RJr.
C	62	<b>SHANE McDERMOTT -OR-</b>	6-4, 296, Jr.
	75	<b>JARED WHEELER</b>	6-5, 319, Sr.
RG	65	<b>BRANDON LINDER</b>	6-6, 319, Sr.
	75	Jared Wheeler	6-5, 319, Sr.
RT	77	<b>SEANTREL HENDERSON</b>	6-8, 345, Sr.
	65	Brandon Linder	6-6, 319, Sr.
TE	46	<b>CLIVE WALFORD</b>	6-4, 259, RJr.
	82	Asante Cleveland	6-5, 260, Sr.
	85	Beau Sandland	6-6, 255, Jr.
FB	33	<b>MAURICE HAGENS</b>	5-11, 250, Sr.
	44	Walter Tucker	6-0, 226, Fr.
QB	17	<b>STEPHEN MORRIS</b>	6-2, 218, Sr.
	11	Ryan Williams	6-5, 223, Jr.
RB	25	<b>DALLAS CRAWFORD</b>	5-10, 194, RSr.
	23	Eduardo Clements -OR-	5-9, 192, Sr.
	7	Gus Edwards	6-2, 225, Fr.
SLOT	6	<b>HERB WATERS</b>	6-2, 193, So.
	9	Malcolm Lewis	6-0, 187, So.
WR	3	<b>STACY COLEY -OR-</b>	6-1, 180, Fr.
	6	<b>HERB WATERS -OR-</b>	6-2, 193, So.
	4	<b>PHILLIP DORSETT</b>	5-10, 185, Jr.

**SPECIALISTS**

P	16	<b>PAT O'DONNELL</b>	6-5, 220, Gr.
	18	Matt Goudis	6-0, 172, So.
FG	18	<b>MATT GOUDIS</b>	6-0, 172, So.
	16	Pat O'Donnell	6-5, 220, Gr.
KO	16	<b>PAT O'DONNELL -OR-</b>	6-5, 220, Gr.
	18	<b>MATT GOUDIS</b>	6-0, 172, So.
H	16	<b>PAT O'DONNELL</b>	6-5, 220, Gr.
	11	Ryan Williams	6-5, 223, Jr.
LS	57	<b>SEAN MCNALLY</b>	5-10, 200, RJr.
	61	Paul Kelly	6-1, 255, RSr.
SS	61	<b>PAUL KELLY</b>	6-1, 255, RSr.
	65	Brandon Linder	6-6, 319, Sr.
PR	3	<b>STACY COLEY -AND-</b>	6-1, 180, Fr.
	25	<b>DALLAS CRAWFORD</b>	5-10, 196, RSr.
KR	3	<b>STACY COLEY</b>	6-1, 180, Fr.
	1	<b>ARTIE BURNS</b>	6-0, 190, Fr.

**DEFENSE (4-3)**

DE	71	<b>ANTHONY CHICKILLO</b>	6-4, 277, Jr.
	90	Ufomba Kamalu	6-6, 285, Jr.
DT	96	<b>CURTIS PORTER</b>	6-1, 325, Sr.
	72	Earl Moore	6-1, 304, So.
DT	78	<b>JUSTIN RENFROW -OR-</b>	6-6, 320, Sr.
	91	<b>OLSEN PIERRE -OR-</b>	6-4, 305, Jr.
	93	<b>LUTHER ROBINSON</b>	6-3, 296, RSr.
DE	51	<b>SHAYON GREEN</b>	6-3, 264, Sr.
	11	David Gilbert -OR-	6-4, 256, Sr.
	98	Al-Quadin Muhammad	6-3, 240, Fr.
OLB	34	<b>THURSTON ARMBRISTER -OR-</b>	6-3, 233, Jr.
	17	<b>TYRIQ MCCORD</b>	6-3, 235, So.
MLB	59	<b>JIMMY GAINES</b>	6-3, 240, Sr.
	56	Raphael Kirby	6-0, 235, So.
OLB	52	<b>DENZEL PERRYMAN</b>	6-0, 240, Jr.
	31	Tyrone Cornileus	6-2, 225, Sr.
CB	3	<b>TRACY HOWARD -OR-</b>	5-11, 184, So.
	21	<b>ANTONIO CRAWFORD</b>	5-11, 187, So.
S	2	<b>DEON BUSH</b>	6-1, 203, So.
	30	AJ Highsmith	6-0, 208, Sr.
S	26	<b>RAYSHAWN JENKINS -OR-</b>	6-1, 208, So.
	22	<b>KACY RODGERS II</b>	6-2, 212, Sr.
	12	Jamal Carter	6-1, 207, Fr.
CB	37	<b>LADARIUS GUNTER -OR-</b>	6-2, 196, Jr.
	1	<b>ARTIE BURNS</b>	6-0, 190, Fr.
	29	Corn Elder	5-10, 173, Fr.

**PRONUNCIATION GUIDE**

Malcolm Bunche	Bunch
Anthony Chickillo	Chick-uh-low
Standish Dobard	DOUGH-bard
Nantambu Fentress	Non-tom-boo
Taylor Gadbois	Gad-bwah
Dwayne Hoilett	Hoy-lett
Danny Isidora	Iz-uh-dora
D'Mauri Jones	Duh-Mari
Ufomba Kamalu	U-fom-buh Kuh-mall-oo
Al-Quadin Muhammad	Al-Kudeen
Anthony Naser	Nay-zer
Sunny Odogwu	Oh-dog-woo
Ronald Regula	Re-goola





# 2013 STATISTICS (OVERALL: 7-3, ACC: 3-3, HOME: 5-1, AWAY: 2-2)

## RESULTS

DATE	UM	OPP	OPPONENT	W/L	SCORE	ATT
Aug. 30	RV	—	Florida Atlantic	W	34-6	50,151
Sept. 7	RV	12	Florida	W	21-16	76,968
Sept. 21	16	—	Savannah State	W	77-7	42,571
Sept. 28	15	—	at USF	W	49-21	47,562
Oct. 5	14	—	• Georgia Tech	W	45-30	47,008
Oct. 17	10	—	• at North Carolina	W	27-23	56,000
Oct. 26	7	—	• Wake Forest	W	24-21	66,160
Nov. 2	7	3	• at Florida State	L	14-41	84,409
Nov. 9	11	—	• Virginia Tech	L	24-42	49,267
Nov. 16	23	—	• at Duke	L	30-48	30,044
Nov. 23	—	—	• Virginia			
Nov. 29	—	—	• at Pittsburgh			

## TEAM STATISTICS

	UM	OPP
<b>SCORING</b>	<b>345</b>	<b>255</b>
Points Per Game	34.5	25.5
<b>FIRST DOWNS</b>	<b>201</b>	<b>206</b>
Rushing	85	97
Passing	103	103
Penalty	13	6
<b>RUSHING YARDAGE</b>	<b>1800</b>	<b>1725</b>
Yards gained rushing	1998	1973
Yards lost rushing	198	248
Rushing Attempts	349	412
Average Per Rush	5.2	4.2
Average Per Game	180.0	172.5
TDs Rushing	20	21
<b>PASSING YARDAGE</b>	<b>2782</b>	<b>2280</b>
Comp-Att-Int	184-302-13	184-309-14
Average Per Pass	9.2	7.4
Average Per Catch	15.1	12.4
Average Per Game	278.2	228.0
TDs Passing	20	10
<b>TOTAL OFFENSE</b>	<b>4582</b>	<b>4005</b>
Total Plays	651	721
Average Per Play	7.0	5.6
Average Per Game	458.2	400.5
<b>KICK RETURNS: #-Yards</b>	<b>43-1130</b>	<b>31-583</b>
<b>PUNT RETURNS: #-Yards</b>	<b>27-305</b>	<b>12-157</b>
<b>INT RETURNS: #-Yards</b>	<b>14-133</b>	<b>13-130</b>
<b>KICK RETURN AVERAGE</b>	<b>26.3</b>	<b>18.8</b>
<b>PUNT RETURN AVERAGE</b>	<b>11.3</b>	<b>13.1</b>
<b>INT RETURN AVERAGE</b>	<b>9.5</b>	<b>10.0</b>
<b>FUMBLES-LOST</b>	<b>10-6</b>	<b>14-7</b>
<b>PENALTIES-Yards</b>	<b>58-462</b>	<b>58-430</b>
Average Per Game	46.2	43.0
<b>PUNTS-Yards</b>	<b>37-1703</b>	<b>53-2136</b>
Average Per Punt	46.0	40.3
Net punt average	37.5	33.8
<b>TIME OF POSSESSION/Game</b>	<b>26:48</b>	<b>33:12</b>
<b>3RD-DOWN Conversions</b>	<b>47/124</b>	<b>58/150</b>
3rd-Down Pct	38%	39%
<b>4TH-DOWN Conversions</b>	<b>7/16</b>	<b>11/18</b>
4th-Down Pct	44%	61%
<b>SACKS BY-Yards</b>	<b>26-155</b>	<b>12-103</b>
<b>MISC YARDS</b>	<b>70</b>	<b>0</b>
<b>TOUCHDOWNS SCORED</b>	<b>45</b>	<b>32</b>
<b>FIELD GOALS-ATTEMPTS</b>	<b>10-14</b>	<b>11-13</b>
<b>ON-SIDE KICKS</b>	<b>0-0</b>	<b>0-0</b>
<b>RED-ZONE SCORES</b>	<b>(35-44) 80%</b>	<b>(30-36) 83%</b>
<b>RED-ZONE TOUCHDOWNS</b>	<b>(27-44) 61%</b>	<b>(21-36) 58%</b>
<b>PAT-ATTEMPTS</b>	<b>(45-45) 100%</b>	<b>(30-31) 97%</b>
<b>ATTENDANCE</b>	<b>332125</b>	<b>218015</b>
Games/Avg Per Game	6/55354	4/54504

SCORE BY QUARTERS	1ST	2ND	3RD	4TH	TOTAL
Miami	103	103	83	56	345
Opponents	72	62	47	74	255

## RUSHING

	G	ATT	GAIN	LOSS	NET	AVG	TD	LG	YPG
Duke Johnson	8	145	948	28	920	6.3	6	59	115.0
Dallas Crawford	10	96	475	29	446	4.6	10	35	44.6
Gus Edwards	9	40	225	5	220	5.5	3	29	24.4
Eduardo Clements	8	21	154	0	154	7.3	0	28	19.2
Herb Waters	10	2	63	5	58	29.0	1	63	5.8
Maurice Hagens	10	5	22	0	22	4.4	0	7	2.2
De'Andre Johnson	1	5	21	0	21	4.2	0	8	21.0
Allen Hurns	10	1	13	0	13	13.0	0	13	1.3
Stacy Coley	9	1	7	0	7	7.0	0	7	0.8
Jameson Labady	1	4	5	0	5	1.2	0	3	5.0
Gray Crow	2	1	3	0	3	3.0	0	3	1.5
Ryan Williams	3	3	0	16	-16	-5.3	0	0	-5.3
TEAM	6	5	0	20	-20	-4.0	0	0	-3.3
Stephen Morris	10	20	62	95	-33	-1.6	0	16	-3.3
<b>TOTAL</b>	<b>10</b>	<b>349</b>	<b>1998</b>	<b>198</b>	<b>1800</b>	<b>5.2</b>	<b>20</b>	<b>63</b>	<b>180.0</b>
<b>OPPONENTS</b>	<b>10</b>	<b>412</b>	<b>1973</b>	<b>248</b>	<b>1725</b>	<b>4.2</b>	<b>21</b>	<b>75</b>	<b>172.5</b>

## PASSING

	G	EFF	C-A-I	PCT	YDS	TD	LG	AVG/G
Stephen Morris	10	146.34	156-263-11	59.3	2358	16	84	235.8
Ryan Williams	3	196.44	22-31-1	71.0	369	3	54	123.0
Gray Crow	2	149.00	6-8-1	75.0	55	1	15	27.5
<b>TOTAL</b>	<b>10</b>	<b>151.55</b>	<b>184-302-13</b>	<b>60.9</b>	<b>2782</b>	<b>20</b>	<b>84</b>	<b>278.2</b>
<b>OPPONENTS</b>	<b>10</b>	<b>123.15</b>	<b>184-309-14</b>	<b>59.5</b>	<b>2280</b>	<b>10</b>	<b>71</b>	<b>228.0</b>

## RECEIVING

	G	NO	YDS	AVG	TD	LG	AVG/G
Allen Hurns	10	45	839	18.6	5	84	83.9
Herb Waters	10	28	406	14.5	5	54	40.6
Clive Walford	10	28	332	11.9	2	36	33.2
Stacy Coley	9	22	405	18.4	4	81	45.0
Dallas Crawford	10	14	139	9.9	1	30	13.9
Phillip Dorsett	6	13	272	20.9	2	68	45.3
Beau Sandland	10	9	94	10.4	1	20	9.4
Malcolm Lewis	9	7	71	10.1	0	25	7.9
Maurice Hagens	10	6	81	13.5	0	33	8.1
Duke Johnson	8	4	77	19.2	0	38	9.6
Rashawn Scott	3	3	38	12.7	0	26	12.7
Asante Cleveland	10	2	18	9.0	0	10	1.8
Standish Dobard	3	1	15	15.0	0	15	5.0
Garrett Kidd	3	1	11	11.0	0	11	3.7
Stephen Morris	10	1	-16	-16.0	0	0	-1.6
<b>TOTAL</b>	<b>10</b>	<b>184</b>	<b>2782</b>	<b>15.1</b>	<b>20</b>	<b>84</b>	<b>278.2</b>
<b>OPPONENTS</b>	<b>10</b>	<b>184</b>	<b>2280</b>	<b>12.4</b>	<b>10</b>	<b>71</b>	<b>228.0</b>

## TOTAL OFFENSE

	G	PLAYS	RUSH	PASS	TOTAL	AVG/G
Stephen Morris	10	283	-33	2358	2325	232.5
Duke Johnson	8	145	920	0	920	115.0
Dallas Crawford	10	96	446	0	446	44.6
Ryan Williams	3	34	-16	369	353	117.7
Gus Edwards	9	40	220	0	220	24.4
Eduardo Clements	8	21	154	0	154	19.2
Gray Crow	2	9	3	55	58	29.0
Herb Waters	10	2	58	0	58	5.8
Maurice Hagens	10	5	22	0	22	2.2
De'Andre Johnson	1	5	21	0	21	21.0
Allen Hurns	10	1	13	0	13	1.3
Stacy Coley	9	1	7	0	7	0.8
Jameson Labady	1	4	5	0	5	5.0
TEAM	6	5	-20	0	-20	-3.3
<b>TOTAL</b>	<b>10</b>	<b>651</b>	<b>1800</b>	<b>2782</b>	<b>4582</b>	<b>458.2</b>
<b>OPPONENTS</b>	<b>10</b>	<b>721</b>	<b>1725</b>	<b>2280</b>	<b>4005</b>	<b>400.5</b>



# 2013 STATISTICS (OVERALL: 7-3, ACC: 3-3, HOME: 5-1, AWAY: 2-2)

## SCORING

	TD	FGs	PAT	RUSH	RCV	PASS	DXP	SAF	PTS
Matt Goudis	0	10-14	45-45	0-0	0	0-0	0	0	75
Dallas Crawford	11	0-0	0-0	0-0	0	0-0	0	0	66
Herb Waters	6	0-0	0-0	0-0	0	0-0	0	0	36
Duke Johnson	6	0-0	0-0	0-0	0	0-0	0	0	36
Stacy Coley	6	0-0	0-0	0-0	0	0-0	0	0	36
Allen Hurns	5	0-0	0-0	0-0	0	0-0	0	0	30
Gus Edwards	3	0-0	0-0	0-0	0	0-0	0	0	18
Clive Walford	2	0-0	0-0	0-0	0	0-0	0	0	12
Ladarius Gunter	2	0-0	0-0	0-0	0	0-0	0	0	12
Phillip Dorsett	2	0-0	0-0	0-0	0	0-0	0	0	12
Beau Sandland	1	0-0	0-0	0-0	0	0-0	0	0	6
Jimmy Gaines	1	0-0	0-0	0-0	0	0-0	0	0	6
<b>TOTAL</b>	<b>45</b>	<b>10-14</b>	<b>45-45</b>	<b>0-0</b>	<b>0</b>	<b>0-0</b>	<b>0</b>	<b>0</b>	<b>345</b>
<b>OPPONENTS</b>	<b>32</b>	<b>11-13</b>	<b>30-31</b>	<b>0-0</b>	<b>0</b>	<b>0-1</b>	<b>0</b>	<b>0</b>	<b>255</b>

## PUNT RETURNS

	NO	YDS	AVG	TD	LG
Stacy Coley	10	220	22.0	1	79
Phillip Dorsett	9	57	6.3	0	15
Dallas Crawford	4	27	6.8	0	21
Herb Waters	1	1	1.0	0	1
TEAM	1	0	0.0	0	0
Raphael Kirby	1	0	0.0	0	0
Corn Elder	1	0	0.0	0	0
<b>TOTAL</b>	<b>27</b>	<b>305</b>	<b>11.3</b>	<b>1</b>	<b>79</b>
<b>OPPONENTS</b>	<b>12</b>	<b>157</b>	<b>13.1</b>	<b>0</b>	<b>35</b>

## KICK RETURNS

	NO	YDS	AVG	TD	LG
Duke Johnson	14	396	28.3	0	95
Stacy Coley	12	323	26.9	1	88
Artie Burns	8	210	26.2	0	43
Corn Elder	7	164	23.4	0	39
Malcolm Lewis	1	26	26.0	0	26
Phillip Dorsett	1	11	11.0	0	11
<b>TOTAL</b>	<b>43</b>	<b>1130</b>	<b>26.3</b>	<b>1</b>	<b>95</b>
<b>OPPONENTS</b>	<b>31</b>	<b>583</b>	<b>18.8</b>	<b>0</b>	<b>34</b>

## INTERCEPTIONS

	NO	YDS	AVG	TD	LG
Tracy Howard	3	36	12.0	0	36
Rayshawn Jenkins	3	22	7.3	0	19
Tyriq McCord	2	10	5.0	0	8
Ladarius Gunter	2	37	18.5	1	30
Antonio Crawford	1	6	6.0	0	6
AJ Highsmith	1	20	20.0	0	20
Earl Moore	1	2	2.0	0	2
Deon Bush	1	0	0.0	0	0
<b>TOTAL</b>	<b>14</b>	<b>133</b>	<b>9.5</b>	<b>1</b>	<b>36</b>
<b>OPPONENTS</b>	<b>13</b>	<b>130</b>	<b>10.0</b>	<b>1</b>	<b>43</b>

## FUMBLE RETURNS

	NO	YDS	AVG	TD	LG
Jimmy Gaines	0	0	0.0	1	0
Ladarius Gunter	0	0	0.0	1	0
<b>TOTAL</b>	<b>0</b>	<b>0</b>	<b>0.0</b>	<b>2</b>	<b>0</b>
<b>OPPONENTS</b>	<b>0</b>	<b>0</b>	<b>0.0</b>	<b>0</b>	<b>0</b>

## KICKOFFS

	NO	YDS	AVG	LG	OB	RET	NET	YDLN
Pat O'Donnell	61	3853	63.2	30	2			
Matt Goudis	4	257	64.2	1	0			
<b>TOTAL</b>	<b>65</b>	<b>4110</b>	<b>63.2</b>	<b>31</b>	<b>2</b>	<b>583</b>	<b>44.7</b>	<b>20</b>
<b>OPPONENTS</b>	<b>53</b>	<b>3253</b>	<b>61.4</b>	<b>8</b>	<b>0</b>	<b>1130</b>	<b>37.0</b>	<b>27</b>

## ALL-PURPOSE YARDS

	G	RUSH	REC	PR	KR	IR	TOT	AVG/G
Duke Johnson	8	920	77	0	396	0	1393	174.1
Stacy Coley	9	7	405	220	323	0	955	106.1
Allen Hurns	10	13	839	0	0	0	852	85.2
Dallas Crawford	10	446	139	27	0	0	612	61.2
Herb Waters	10	58	406	1	0	0	465	46.5
Phillip Dorsett	6	0	272	57	11	0	340	56.7
Clive Walford	10	0	332	0	0	0	332	33.2
Gus Edwards	9	220	0	0	0	0	220	24.4
Artie Burns	9	0	0	0	210	0	210	23.3
Corn Elder	9	0	0	0	164	0	164	18.2
Eduardo Clements	8	154	0	0	0	0	154	19.2
Maurice Hagens	10	22	81	0	0	0	103	10.3
Malcolm Lewis	9	0	71	0	26	0	97	10.8
Beau Sandland	10	0	94	0	0	0	94	9.4
Rashawn Scott	3	0	38	0	0	0	38	12.7
Ladarius Gunter	10	0	0	0	0	37	37	3.7
Tracy Howard	10	0	0	0	0	36	36	3.6
Rayshawn Jenkins	10	0	0	0	0	22	22	2.2
De'Andre Johnson	1	21	0	0	0	0	21	21.0
AJ Highsmith	10	0	0	0	0	20	20	2.0
Asante Cleveland	10	0	18	0	0	0	18	1.8
Standish Dobard	3	0	15	0	0	0	15	5.0
Garrett Kidd	3	0	11	0	0	0	11	3.7
Tyriq McCord	10	0	0	0	0	10	10	1.0
Antonio Crawford	10	0	0	0	0	6	6	0.6
Jameson Labady	1	5	0	0	0	0	5	5.0
Gray Crow	2	3	0	0	0	0	3	1.5
Earl Moore	8	0	0	0	0	2	2	0.2
Ryan Williams	3	-16	0	0	0	0	-16	-5.3
TEAM	6	-20	0	0	0	0	-20	-3.3
Stephen Morris	10	-33	-16	0	0	0	-49	-4.9
<b>TOTAL</b>	<b>10</b>	<b>1800</b>	<b>2782</b>	<b>305</b>	<b>1130</b>	<b>133</b>	<b>6150</b>	<b>615.0</b>
<b>OPPONENTS</b>	<b>10</b>	<b>1725</b>	<b>2280</b>	<b>157</b>	<b>583</b>	<b>130</b>	<b>4875</b>	<b>487.5</b>

## PUNTING

	NO	YDS	AVG	LG	TB	FC	I20	50+	BLK
Pat O'Donnell	36	1703	47.3	63	8	6	9	16	1
TEAM	1	0	0.0	0	0	0	0	0	0
<b>TOTAL</b>	<b>37</b>	<b>1703</b>	<b>46.0</b>	<b>63</b>	<b>8</b>	<b>6</b>	<b>9</b>	<b>16</b>	<b>1</b>
<b>OPPONENTS</b>	<b>53</b>	<b>2136</b>	<b>40.3</b>	<b>61</b>	<b>2</b>	<b>8</b>	<b>15</b>	<b>13</b>	<b>0</b>

## FIELD GOALS

	FG	PCT	0-19	20-29	30-39	40-49	50-99	LG	BLK
Matt Goudis	10-14	71.4	0-0	3-4	5-5	2-5	0-0	49	0

## FIELD GOAL SEQUENCE

	MIAMI	OPPONENTS
Florida Atlantic	(35),(45)	(25),(20)
Florida	-	(33)
Savannah State	-	-
at USF	23	-
Georgia Tech	(24)	(45)
at North Carolina	(22),(20),43	47,(25),(35),(22)
Wake Forest	(34),40	47
at Florida State	44	(25),(28)
Virginia Tech	(49)	-
at Duke	(32),(32),(31)	(48),(32)
Virginia		
at Pittsburgh		

**2013 STATISTICS** (OVERALL: 7-3, ACC: 3-3, HOME: 5-1, AWAY: 2-2)**DEFENSIVE STATISTICS**

	GP	UA	AT	TT	TFL-YDS	SACK-YDS	INT-YDS	PBU	QBH	FR-YDS	FF	BLK	SAF
Denzel Perryman	10-10	55	36	91	4.0-14	1.5-9	.	3	2	.	1	.	.
Jimmy Gaines	10-10	41	23	64	1.0-1	.	.	.	1	2-0	1	.	.
Shayon Green	10-10	31	26	57	10.5-30	3.0-12	.	1	2	.	1	.	.
Anthony Chickillo	10-10	21	19	40	7.0-24	3.5-15	.	1	5	.	.	.	.
Ladarius Gunter	10-10	27	9	36	2.0-8	.	2-37	5	.	.	1	.	.
Rayshawn Jenkins	10-10	21	10	31	1.0-2	.	3-22	3	.	.	.	.	.
Tyrone Cornileus	10-5	21	10	31	2.0-14	1.0-13	.	2	.	.	1	.	.
Justin Renfrow	10-4	17	12	29	.	.	.	2	.	.	1	.	.
Tracy Howard	10-9	14	12	26	1.0-1	.	3-36	1	.	.	1	.	.
Olsen Pierre	10-10	13	12	25	1.0-4	1.0-4	.	.	1	.	.	.	.
Thurston Armbrister	10-3	17	6	23	4.0-12	2.0-8	.	.	1	1-0	.	.	.
Luther Robinson	10-0	6	15	21	0.5-1	.	.	.	.	1-0	.	.	.
Deon Bush	8-1	13	6	19	1.0-14	1.0-14	1-0	.	.	.	1	.	.
AJ Highsmith	10-3	7	12	19	1.0-4	1.0-4	1-20	2	.	.	.	.	.
A. Crawford	10-1	13	5	18	.	.	1-6	2	.	.	.	.	.
Alex Figueroa	9-2	12	5	17	1.0-5	1.0-5	.	.	.	.	.	.	.
Curtis Porter	10-6	8	9	17	3.0-10	.	.	.	.	1-0	1	.	.
Kacy Rodgers II	9-6	7	6	13	1.0-15	1.0-15	.	.	.	.	1	.	.
Artie Burns	9-0	11	2	13	0.5-1	.	.	2	.	.	.	1	.
David Gilbert	9-0	5	3	8	1.5-4	0.5-2	.	.	1	1-0	.	.	.
Nantambu Fentress	10-0	7	.	7	.	.	.	.	.	.	.	.	.
Jermaine Grace	8-0	3	4	7	.	.	.	.	.	.	.	.	.
Tyriq McCord	10-0	5	2	7	3.0-22	3.0-22	2-10	1	.	1-0	2	.	.
Ufomba Kamalu	6-0	2	4	6	2.5-17	2.5-17	.	.	1	.	.	.	.
Dallas Crawford	10-3	5	1	6	.	.	.	.	.	.	.	1	.
Corn Elder	9-0	5	1	6	.	.	.	.	.	.	.	.	.
Al-Quadin Muhammad	10-0	5	1	6	2.0-7	2.0-7	.	.	1	.	.	.	.
Raphael Kirby	10-0	4	1	5	2.5-5	1.0-3	.	.	1	.	.	.	.
Jamal Carter	9-0	3	1	4	.	.	.	.	.	.	.	.	.
Eduardo Clements	8-0	1	2	3	.	.	.	.	.	.	.	.	.
Jared Wheeler	10-6	3	.	3	.	.	.	.	.	.	.	.	.
Jelani Hamilton	3-0	2	1	3	.	.	.	.	.	.	.	.	.
Akil Craig	2-0	1	2	3	.	.	.	.	.	.	.	.	.
Larry Hope	2-0	2	1	3	.	.	.	.	.	.	.	.	.
David Perry	1-0	1	1	2	.	.	.	.	.	.	.	.	.
Nate Dortch	5-0	2	.	2	.	.	.	.	.	.	.	.	.
Garrett Kidd	3-0	1	1	2	.	.	.	.	.	.	.	.	.
Pat O'Donnell	10-0	2	.	2	.	.	.	.	.	.	.	.	.
Sean McNally	10-0	2	.	2	.	.	.	.	.	.	.	.	.
Kelvin Cain	6-0	2	.	2	.	.	.	.	.	.	.	.	.
Dwayne Hoilett	1-0	.	1	1	.	.	.	.	.	.	.	.	.
Corey King	3-0	.	1	1	.	.	.	.	.	.	.	.	.
JaWand Blue	2-0	.	1	1	.	.	.	.	.	.	.	.	.
Jon Feliciano	10-10	1	.	1	.	.	.	.	.	.	.	.	.
Brandon Linder	10-10	.	1	1	.	.	.	.	.	.	.	.	.
Malcolm Lewis	9-1	.	1	1	.	.	.	.	.	.	.	.	.
Gus Edwards	9-0	.	1	1	.	.	.	.	.	.	.	.	.
Phillip Dorsett	6-5	1	.	1	.	.	.	.	.	.	.	.	.
Herb Waters	10-4	1	.	1	.	.	.	.	.	.	.	.	.
Allen Hurns	10-8	1	.	1	.	.	.	.	.	.	.	.	.
TEAM	6-0	1	.	1	1.0-5	1.0-5	.	.	.	.	.	.	.
Stephen Morris	10-10	.	1	1	.	.	.	.	.	.	.	.	.
Earl Moore	8-0	.	.	.	.	.	1-2	.	.	.	.	.	.
<b>TOTAL</b>	<b>10-0</b>	<b>423</b>	<b>268</b>	<b>691</b>	<b>54-220</b>	<b>26-155</b>	<b>14-133</b>	<b>25</b>	<b>16</b>	<b>7-0</b>	<b>12</b>	<b>2</b>	<b>.</b>
<b>OPPONENTS</b>	<b>10-0</b>	<b>421</b>	<b>206</b>	<b>627</b>	<b>48.0-208</b>	<b>12-103</b>	<b>13-130</b>	<b>29</b>	<b>22</b>	<b>6-0</b>	<b>6</b>	<b>1</b>	<b>.</b>



# 2013 STATISTICS (OVERALL: 7-3, ACC: 3-3, HOME: 5-1, AWAY: 2-2)

## GAME-BY-GAME TEAM STATISTICS

GAME	FINAL					1ST DOWNS	RUSHING	PASSING	TOT OFF	PUNTS	PENALTY	3RD	4TH	RED	SACKS	FIELD	POSSESSION TIME									
	SCORE	1	2	3	4 OT												R-P-PE	TOT	NO-YDS-TD	C-A-I	YDS	TD	ATT-YDS	NO-AVG	F-FL	NO-YDS
Miami	34	3	17	14	0	-	10-9-1	20	38-303-3	18-31-1	200	1	69-503	4-44.8	0-0	8-67	4-14	1-3	3-4	5-24	2-2	7:16	6:24	6:45	6:17	26:42
Florida Atlantic	6	0	3	3	0	-	9-6-3	18	43-133-0	16-32-0	117	0	75-250	10-41.5	1-1	3-25	6-19	0-1	2-2	1-10	2-2	7:44	8:36	8:15	8:43	33:18
Miami	21	14	0	0	7	-	3-5-2	10	28-50-1	12-25-1	162	2	53-212	9-43.6	0-0	5-58	1-11	0-0	2-6	2-17	0-0	5:46	2:38	6:18	6:58	21:40
Florida	16	6	0	3	7	-	9-12-1	22	44-122-1	22-33-2	291	1	77-413	4-42.5	4-3	10-70	6-15	0-1	2-2	1-11	1-1	9:14	12:22	8:42	8:02	38:20
Miami	77	21	28	28	0	-	15-12-0	27	46-324-6	20-23-0	313	4	69-637	0-0-0	0-0	10-75	6-9	2-3	8-10	4-18	0-0	5:53	10:04	10:05	7:17	33:19
Savannah State	7	0	0	7	0	-	7-1-0	8	26-139-1	8-25-4	44	0	51-183	7-38.1	0-0	2-7	1-13	2-3	0-0	0-0	0-0	9:07	4:56	4:55	7:43	26:41
Miami	49	21	14	14	0	-	8-14-0	22	39-165-3	19-32-2	375	3	71-540	3-45.0	4-2	7-48	7-14	1-1	5-8	5-36	0-1	8:53	7:55	7:13	7:42	31:43
at USF	21	7	0	0	14	-	4-9-0	13	33-99-1	13-27-1	189	1	60-288	7-37.1	2-2	5-30	2-14	1-3	2-2	1-4	0-0	6:07	7:05	7:47	7:18	28:17
Miami	45	7	10	7	21	-	11-11-0	22	31-227-2	17-22-2	324	3	53-551	1-49.0	2-2	7-54	3-6	0-0	4-5	2-12	1-1	1:59	6:11	8:49	7:02	24:01
Georgia Tech	30	17	0	0	13	-	20-3-0	23	62-335-4	6-19-2	66	0	81-401	4-37.2	2-1	3-15	6-16	4-5	3-3	1-7	1-1	13:01	8:49	6:11	7:58	35:59
Miami	27	6	7	0	14	-	11-12-0	23	45-234-2	19-35-4	322	0	80-556	4-41.0	0-0	4-30	8-18	0-0	4-5	2-8	2-3	8:51	4:38	6:39	8:53	29:01
at North Carolina	23	7	10	3	3	-	7-15-1	23	36-105-0	32-43-2	395	2	79-500	6-42.0	2-0	7-44	5-15	0-0	4-5	1-13	3-4	6:09	10:22	8:21	6:07	30:59
Miami	24	0	10	0	14	-	9-7-4	20	40-200-2	17-28-0	191	1	68-391	4-44.2	0-0	6-46	6-13	0-1	3-4	2-15	1-2	1:38	9:09	7:19	9:30	27:36
Wake Forest	21	7	7	0	7	-	4-16-1	21	25-59-1	25-46-1	302	2	71-361	5-40.6	0-0	6-58	8-16	2-2	1-9	0-1	13:22	5:51	7:41	5:30	32:24	
Miami	14	7	7	0	0	-	7-8-2	17	29-83-0	16-28-2	192	2	57-275	3-53.3	0-0	2-5	4-11	1-3	1-1	1-4	0-1	5:43	6:38	4:18	4:48	21:27
at Florida State	41	7	14	14	6	-	10-15-0	25	44-192-4	21-29-2	325	1	73-517	1-38.0	1-0	6-55	11-15	0-0	6-6	2-27	2-2	9:17	8:22	10:42	10:12	38:33
Miami	24	7	7	10	0	-	3-8-1	12	24-28-1	16-29-0	324	2	53-352	5-55.2	3-2	2-10	3-12	2-3	1-1	3-10	1-1	4:01	8:01	6:02	2:26	20:30
Virginia Tech	42	14	14	7	7	-	9-17-0	26	47-183-4	25-31-0	366	2	78-549	5-41.6	2-0	11-71	8-14	0-1	4-5	2-11	0-0	10:59	6:59	8:58	12:34	39:30
Miami	30	17	3	10	0	-	8-17-3	28	29-186-0	30-49-1	379	2	78-565	4-42.8	1-0	7-69	5-15	0-2	4-4	1-10	3-3	9:04	9:52	7:19	5:44	31:59
at Duke	48	7	14	10	17	-	18-9-0	27	52-358-5	16-24-0	185	1	76-543	4-43.5	0-0	5-55	5-13	2-2	5-5	1-2	2-2	5:56	5:08	7:41	9:16	28:01
Miami																										
Virginia																										
Miami																										
at Pittsburgh																										

## GAME-BY-GAME OFFENSIVE STARTERS

	WR	LT	LG	C	RG	RT	TE	WR	QB	FB	RB
FAU	Hurns	Flowers	Bunche	McDermott	Linder	Feliciano	Walford	Dorsett	Morris	Hagens	Du. Johnson
UF	Hurns	Flowers	Feliciano	McDermott	Linder	Henderson	Walford	Dorsett	Morris	Cleveland (TE)	Du. Johnson
SSU	Hurns	Flowers	Feliciano	Wheeler	Linder	Henderson	Waters (Slot)	Dorsett	Morris	Hagens	Crawford
at USF	Hurns	Flowers	Feliciano	Wheeler	Linder	Henderson	Walford	Waters	Morris	Hagens	Du. Johnson
GT	Dorsett	Flowers	Wheeler	McDermott	Linder	Feliciano	Walford	Coley	Morris	Cleveland (TE)	Du. Johnson
at UNC	Dorsett	Flowers	Feliciano	McDermott	Wheeler	Linder	Walford	Hurns	Morris	Cleveland (TE)	Du. Johnson
WF	Hurns	Flowers	Feliciano	McDermott	Wheeler	Linder	Walford	Coley	Morris	Cleveland (TE)	Du. Johnson
at FSU	Lewis	Flowers	Feliciano	McDermott	Wheeler	Linder	Walford	Cleveland (TE)	Morris	Hagens	Du. Johnson
VT	Hurns	Flowers	Feliciano	McDermott	Linder	Henderson	Walford	Coley	Morris	Cleveland (TE)	Crawford
at Duke	Hurns	Flowers	Feliciano	McDermott	Linder	Henderson	Walford	Coley	Morris	Waters (WR)	Crawford
UVA											
at Pitt											

## GAME-BY-GAME DEFENSIVE STARTERS

	DE	DT	DT	DE	OLB	MLB	OLB	CB	S	S	CB
FAU	Chickillo	Porter	Pierre	Green	Armbrister	Gaines	Perryman	Howard	Rodgers II	Jenkins	Gunter
UF	Chickillo	Porter	Pierre	Green	Armbrister	Gaines	Perryman	Howard	Rodgers II	Jenkins	Gunter
SSU	Chickillo	Porter	Pierre	Green	Figueroa	Gaines	Perryman	Crawford	Rodgers II	Jenkins	Gunter
at USF	Chickillo	Porter	Pierre	Green	Figueroa	Gaines	Perryman	Howard	Rodgers II	Jenkins	Gunter
GT	Chickillo	Porter	Pierre	Green	Perryman	Gaines	Cornileus	Howard	Rodgers II	Jenkins	Gunter
at UNC	Chickillo	Renfrow	Pierre	Green	Armbrister	Gaines	Perryman	Howard	Rodgers II	Jenkins	Gunter
WF	Chickillo	Renfrow	Pierre	Green	Cornileus	Gaines	Perryman	Howard	Highsmith	Jenkins	Gunter
at FSU	Chickillo	Renfrow	Pierre	Green	Cornileus	Gaines	Perryman	Howard	Highsmith	Jenkins	Gunter
VT	Chickillo	Renfrow	Pierre	Green	Cornileus	Gaines	Perryman	Howard	Highsmith	Jenkins	Gunter
at Duke	Chickillo	Renfrow	Pierre	Green	Armbrister	Gaines	Perryman	Howard	Bush	Jenkins	Gunter
UVA											
at Pitt											



# 2013 STATISTICS (OVERALL: 7-3, ACC: 3-3, HOME: 5-1, AWAY: 2-2)

## GAME-BY-GAME PASSING

STEPHEN MORRIS										RYAN WILLIAMS									
COMP	ATT	INT	PCT	YDS	TD	LG	SACKS	EFF		COMP	ATT	INT	PCT	YDS	TD	LG	SACKS	EFF	
Florida Atlantic	15	27	1	55.6	160	1	38	0	110.15	Florida Atlantic	3	4	0	75.0	40	0	26	1	159.00
Florida	12	25	1	48.0	162	2	52	1	120.83	Florida	-	DNP	-	-	-	-	-	-	-
Savannah State	3	4	0	75.0	82	1	80	0	329.70	Savannah State	11	13	0	84.6	176	2	36	0	249.10
at USF	11	16	0	68.8	222	2	55	0	226.55	at USF	8	14	1	57.1	153	1	54	1	158.23
Georgia Tech	17	22	2	77.3	324	3	69	1	227.80	Georgia Tech	-	DNP	-	-	-	-	-	-	-
at North Carolina	19	35	4	54.3	322	0	68	1	108.71	at North Carolina	-	DNP	-	-	-	-	-	-	-
Wake Forest	17	28	0	60.7	191	1	44	1	129.80	Wake Forest	-	DNP	-	-	-	-	-	-	-
at Florida State	16	28	2	57.1	192	2	33	2	124.03	at Florida State	-	DNP	-	-	-	-	-	-	-
Virginia Tech	16	29	0	55.2	324	2	84	3	171.78	Virginia Tech	-	DNP	-	-	-	-	-	-	-
at Duke	30	49	1	61.2	379	2	50	1	135.58	at Duke	-	DNP	-	-	-	-	-	-	-
Virginia										Virginia									
at Pittsburgh										at Pittsburgh									

GRAY CROW									
COMP	ATT	INT	PCT	YDS	TD	LG	SACKS	EFF	
Florida Atlantic	-	DNP	-	-	-	-	-	-	-
Florida	-	DNP	-	-	-	-	-	-	-
Savannah State	6	6	0	1.000	55	1	15	0	232.00
at USF	0	2	1	.000	0	0	0	0	-100.00
Georgia Tech	-	DNP	-	-	-	-	-	-	-
at North Carolina	-	DNP	-	-	-	-	-	-	-
Wake Forest	-	DNP	-	-	-	-	-	-	-
at Florida State	-	DNP	-	-	-	-	-	-	-
Virginia Tech	-	DNP	-	-	-	-	-	-	-
at Duke	-	DNP	-	-	-	-	-	-	-
Virginia									
at Pittsburgh									

## GAME-BY-GAME RUSHING (No.-Yards-TDs)

	NO-YDS-TD	FAU	UF	SSU	at USF	GT	at UNC	WF	at FSU	VT	at Duke	UVA	at Pitt
Duke Johnson	145-920-6	19-186-1	21-59-1	8-59-1	14-84-1	22-184-0	8-83-0	30-168-2	23-97-0	DNP	DNP		
Dallas Crawford	96-446-10	2-6-1	-	5-48-2	13-34-2	5-31-2	33-137-2	7-35-0	2-3-0	10-37-1	19-115-0		
Gus Edwards	40-220-3	6-19-0	DNP	12-113-3	10-53-0	DNP	1-0-0	-	-	7-13-0	4-22-0		
Eduardo Clements	21-154-0	6-23-0	-	11-75-0	-	DNP	2-27-0	DNP	1-1-0	-	1-28-0		
Herb Waters	2-58-1	1-63-1	1-5/0	-	-	-	-	-	-	-	-		
Maurice Hagens	5-22-0	1-2-0	1-7-0	-	-	1-7	-	-	-	1-3-0	1-3-0		
DeAndre Johnson	5-21-0	DNP	DNP	5-21-0	DNP	DNP	DNP	DNP	DNP	DNP	DNP		
Allen Hurns	1-13-0	-	-	-	-	1-13-0	-	-	-	-	-		
Stacy Coley	1-7-0	-	DNP	-	-	-	-	1-7-0	-	-	-		
Jameson Labady	4-5-0	DNP	DNP	4-5-0	DNP	DNP	DNP	DNP	DNP	DNP	DNP		
Gray Crow	1-3-0	DNP	DNP	1-3-0	-	DNP	DNP	DNP	DNP	DNP	DNP		
Ryan Williams	3-16-0	1-10-0	DNP	-	2-6-0	DNP	DNP	DNP	DNP	DNP	DNP		
TEAM	5-20-0	1-2-0	1-2-0	-	-	1-1	-	1-1-0	-	1-14-0	-		
Stephen Morris	20-33-0	1-16-0	4-9-0	-	-	1-7	1-13-0	1-9-0	3-18-0	5-11-0	4-18-0		

## GAME-BY-GAME RECEIVING (No.-Yards-TDs)

	NO-YDS-TD	FAU	UF	SSU	at USF	GT	at UNC	WF	at FSU	VT	at Duke	UVA	at Pitt
Allen Hurns	45-839-5	5-34-0	4-60-0	2-100-1	5-81-0	4-108-1	6-98-0	2-25-0	5-84-2	4-142-1	8-107-0		
Herb Waters	28-406-5	2-49-0	3-14-1	2-34-0	2-73-1	-	3-54-0	4-47-1	1-1-0	2-18-0	9-116-2		
Stacy Coley	22-405-4	2-19-0	DNP	3-16-1	4-96-2	3-74-0	3-21-0	2-52-0	2-36-0	1-81-1	2-10-0		
Clive Walford	28-332-2	3-34-1	2-24-0	2-50-0	1-18-0	3-28-1	2-57-0	4-33-0	4-46-0	5-23-0	2-19-0		
Phillip Dorsett	13-272-2	2-14-0	1-52-1	1-3-0	3-75-0	4-66-1	2-68-0	DNP	DNP	DNP	DNP		
Dallas Crawford	14-139-1	-	-	1-5-1	1-6-0	-	2-17-0	-	3-16-0	3-41-0	3-48-0		
Beau Sandland	9-94-1	-	-	6-76-1	2-9-0	-	-	-	1-9-0	-	-		
Maurice Hagens	6-81-0	-	-	-	1-17-0	1-15-0	-	1-7-0	-	-	3-42-0		
Duke Johnson	4-77-0	1-38-0	2-12-0	-	-	1-27-0	-	-	-	DNP	DNP		
Malcolm Lewis	7-71-0	-	DNP	1-9-0	-	-	1-7-0	2-9-0	-	1-19-0	2-27-0		
Rashawn Scott	3-38-0	2-28-0	DNP	DNP	DNP	DNP	DNP	DNP	-	DNP	1-10-0		
Asante Cleveland	2-18-0	-	-	-	-	-	-	2-18-0	-	-	-		
Standish Dobard	1-15-0	-	DNP	1-15-0	-	DNP	DNP	DNP	DNP	DNP	DNP		
Garrett Kidd	1-11-0	DNP	DNP	1-11-0	-	DNP	DNP	DNP	DNP	DNP	DNP		
Stephen Morris	1-16-0	1-16-0	-	-	-	-	-	-	-	-	-		

## GAME-BY-GAME PUNTING

PAT O'DONNELL	NO	YDS	AVG	LG	I20	TB	50+	60+
Florida Atlantic	4	179	44.8	54	1	2	2	0
Florida	8	392	49.0	60	1	2	4	1
Savannah State	0	0	0.0	-	0	0	0	0
at USF	3	135	45.0	58	1	1	1	0
Georgia Tech	1	49	49.0	49	0	0	0	0
at North Carolina	4	164	41.0	51	1	0	1	0
Wake Forest	4	177	44.2	58	2	0	1	0
at Florida State	3	160	53.3	58	1	1	3	0
Virginia Tech	5	276	55.2	63	2	2	3	1
at Duke	4	171	42.8	50	0	0	1	0
Virginia								
at Pittsburgh								

## GAME-BY-GAME KICKING

MATT GOUDIS	PAT	ATT	PCT	FG	FGA	PCT	LG	PTS
Florida Atlantic	4	4	1.000	2	2	1.000	45	10
Florida	3	3	1.000	0	0	.000	-	3
Savannah State	11	11	1.000	0	0	.000	-	11
at USF	7	7	1.000	0	0	.000	-	7
Georgia Tech	6	6	1.000	1	1	1.000	24	9
at North Carolina	3	3	1.000	2	3	.667	22	9
Wake Forest	3	3	1.000	1	2	.500	34	6
at Florida State	2	2	1.000	0	1	.000	-	2
Virginia Tech	2	2	1.000	1	1	1.000	49	5
at Duke	3	3	1.000	3	3	1.000	32	12
Virginia								
at Pittsburgh								



# 2013 STATISTICS (OVERALL: 7-3, ACC: 3-3, HOME: 5-1, AWAY: 2-2)

## GAME-BY-GAME TACKLES (UT-AT-TT)

	UT-AT-TT	FAU	UF	SSU	at USF	GT	at UNC	WF	at FSU	VT	at Duke	UVA	at Pitt
Denzel Perryman	55-36-91	5-1-6	9-4-13	1-0-1	1-2-3	6-5-11	8-4-12	3-3-6	8-3-11	10-5-15	4-9-13		
Jimmy Gaines	41-23-64	3-2-5	3-5-8	1-0-1	6-1-7	8-0-8	4-3-7	5-1-6	5-2-7	4-1-5	2-8-10		
Shayon Green	31-26-57	2-2-4	3-1-4	0-1-1	3-0-3	6-3-9	3-2-5	3-2-5	4-3-7	4-5-9	3-7-10		
Anthony Chickillo	21-19-40	2-3-5	3-2-5	0-2-2	1-0-1	3-2-5	2-0-2	3-1-4	2-0-2	4-4-8	1-5-6		
Ladarius Gunter	27-9-36	1-0-1	2-2-4	1-0-1	2-0-2	5-2-7	6-0-6	1-1-2	4-1-5	3-1-4	2-2-4		
Rayshawn Jenkins	21-10-31	1-1-2	3-2-5	-	4-0-0	3-0-3	3-1-4	2-2-4	0-2-2	5-0-5	0-2-2		
Tyrone Cornileus	21-10-31	3-2-5	3-0-3	2-1-3	1-0-1	0-2-2	1-1-2	3-1-4	4-1-5	2-1-3	2-1-3		
Justin Renfrow	17-12-29	1-0-1	2-1-3	1-1-2	0-1-1	5-1-6	2-2-4	1-0-1	3-0-3	1-1-2	1-5-6		
Tracy Howard	14-12-26	-	1-2-3	1-0-1	0-1-1	1-2-3	0-2-2	1-1-2	3-1-4	5-1-6	2-2-4		
Olsen Pierre	13-12-25	2-1-3	3-4-7	1-0-1	-	3-2-5	0-2-2	2-0-2	2-0-2	0-1-1	0-2-2		
Thurston Armbrister	18-5-23	2-0-2	4-0-4	-	2-1-3	1-0-1	4-1-5	1-0-1	-	1-0-1	3-3-6		
Luther Robinson	6-15-21	0-3-3	1-1-2	0-2-2	0-2-2	1-0-1	1-1-2	1-0-1	1-2-3	1-2-3	0-2-2		
Antonio Crawford	14-5-19	4-0-4	1-1-2	1-0-1	1-1-2	-	3-2-5	1-0-1	1-0-1	1-0-1	1-1-2		
Deon Bush	13-6-19	DNP	DNP	1-0-1	1-0-1	1-0-1	1-3-4	-	4-0-4	2-2-4	3-1-4		
Alex Figueroa	12-5-17	5-0-5	1-0-1	1-1-2	1-2-3	1-0-1	1-1-2	-	0-1-1	2-0-2	DNP		
AJ Highsmith	6-11-17	0-1-1	0-2-2	0-2-2	-	1-0-1	2-0-2	-	2-2-4	0-3-3	1-1-2		
Curtis Porter	9-8-17	-	1-1-2	0-1-1	1-0-1	2-1-3	2-1-3	1-0-1	-	1-1-2	1-3-4		
Artie Burns	11-2-13	2-0-2	DNP	-	2-1-3	1-0-1	1-1-2	5-0-5	-	-	-		
Kacy Rodgers II	7-6-13	4-0-4	2-2-4	-	-	0-2-2	1-1-2	-	-	-	0-1-1		
Jermaine Grace	3-4-7	1-1-2	-	2-3-5	-	DNP	-	-	DNP	-	-		
Nantambu Fentress	7-0-7	-	1-0-1	1-0-1	1-0-1	3-0-3	1-0-1	-	-	-	-		
Tyriq McCord	5-2-7	1-1-2	1-1-2	-	1-0-1	1-0-1	1-0-1	-	-	-	-		
David Gilbert	4-3-7	0-1-1	-	2-0-2	1-0-1	-	0-1-1	1-0-1	DNP	-	0-1-1		
Ufomba Kamalu	2-4-6	0-1-1	DNP	1-1-2	-	-	0-1-1	DNP	DNP	-	1-1-2		
Al-Quadin Muhammad	5-1-6	-	-	2-0-2	1-0-1	-	-	1-0-1	-	-	1-1-2		
Raphael Kirby	4-1-5	1-0-1	-	-	3-1-4	-	-	-	-	-	-		
Corn Elder	4-0-4	2-0-2	-	1-0-1	1-0-1	-	-	-	DNP	-	-		
Jamal Carter	3-1-4	1-0-1	-	1-0-1	-	1-0-1	-	-	-	-	0-1-1		
Larry Hope	2-1-3	DNP	DNP	2-1-3	-	DNP	DNP	DNP	DNP	DNP	DNP		
Jelani Hamilton	2-1-3	2-0-2	DNP	0-1-1	-	DNP	DNP	DNP	DNP	DNP	DNP		
Akil Craig	1-2-3	DNP	DNP	1-2-3	-	DNP	DNP	DNP	DNP	DNP	DNP		
David Perry	1-1-2	DNP	DNP	1-1-2	DNP	DNP	DNP	DNP	DNP	DNP	DNP		
Kelvin Cain	2-0-2	-	1-0-1	-	-	-	1-0-1	DNP	DNP	DNP	DNP		
Nate Dortch	2-0-2	1-0-1	-	DNP	DNP	DNP	-	1-0-1	DNP	-	-		
JaWand Blue	0-1-1	DNP	DNP	0-1-1	-	DNP	DNP	DNP	DNP	DNP	DNP		
Corey King	0-1-1	DNP	DNP	0-1-1	DNP	DNP	DNP	DNP	DNP	DNP	DNP		
Dwayne Holett	0-1-1	DNP	DNP	0-1-1	DNP	DNP	DNP	DNP	DNP	DNP	DNP		

## GAME-BY-GAME TACKLES FOR LOSS (TFL-YDS)

	TFL-YDS	FAU	UF	SSU	at USF	GT	at UNC	WF	at FSU	VT	at Duke	UVA	at Pitt
Shayon Green	10-5-30	1-0-2	1-0-1	-	2-0-9	1-0-3	1-0-4	1-5-2	2-0-3	1-0-6	-		
Anthony Chickillo	7-0-24	1-0-1	1-0-8	-	-	1-5-3	1-0-4	1-0-4	-	1-5-4	-		
Denzel Perryman	4-0-14	-	-	-	1-0-2	0-5-1	-	-	1-0-2	1-5-9	-		
Thurston Armbrister	4-0-12	2-0-4	1-0-1	-	1-0-7	-	-	-	-	-	-		
Tyriq McCord	3-0-22	-	1-0-9	-	-	1-0-9	1-0-4	-	-	-	-		
Curtis Porter	3-0-10	-	1-0-4	0-5-0	-	0-5-1	1-0-5	-	-	-	-		
Ufomba Kamalu	2-5-17	0-5-1	DNP	1-0-6	-	-	-	DNP	DNP	-	1-0-10		
Raphael Kirby	2-5-5	-	-	-	2-5-5	-	-	-	-	-	-		
Tyrone Cornileus	2-0-14	-	-	-	1-0-1	-	-	1-0-13	-	-	-		
Al-Quadin Muhammad	2-0-7	-	-	2-0-7	-	-	-	-	-	-	-		
Ladarius Gunter	2-0-8	-	-	-	-	1-0-5	-	-	1-0-3	-	-		
David Gilbert	1-5-4	0-5-2	-	1-0-2	-	-	-	-	-	-	-		
Kacy Rodgers II	1-0-15	1-0-15	-	-	-	-	-	DNP	-	-	-		
Deon Bush	1-0-14	-	-	-	1-0-14	-	-	-	-	-	-		
Alex Figueroa	1-0-5	-	-	1-0-5	-	-	-	-	-	-	DNP		
TEAM	1-0-5	-	-	-	1-0-5	-	-	-	-	-	-		
Olsen Pierre	1-0-4	1-0-4	-	-	-	-	-	-	-	-	-		
AJ Highsmith	1-0-4	-	-	-	-	-	-	-	1-0-4	-	-		
Rayshawn Jenkins	1-0-2	-	-	-	-	-	1-0-2	-	-	-	-		
Jimmy Gaines	1-0-1	-	-	-	-	1-0-1	-	-	-	-	-		
Tracy Howard	1-0-1	-	-	-	-	0-5-0	-	0-5-1	-	-	-		
Luther Robinson	0-5-1	-	-	0-5-1	-	-	-	-	-	-	-		
Artie Burns	0-5-1	-	-	-	0-5-1	-	-	-	-	-	-		

## GAME-BY-GAME SACKS (SACKS-YDS)

	SACKS-YDS	FAU	UF	SSU	at USF	GT	at UNC	WF	at FSU	VT	at Duke	UVA	at Pitt
Anthony Chickillo	3-5-15	1-0-1	1-0-8	-	-	-	1-0-4	-	-	0-5-2	-		
Tyriq McCord	3-0-22	-	1-0-9	-	-	1-0-9	1-0-4	-	-	-	-		
Shayon Green	3-0-12	-	-	-	1-0-7	1-0-3	-	1-0-2	-	-	-		
Ufomba Kamalu	2-5-17	0-5-1	DNP	1-0-6	-	-	-	DNP	DNP	-	1-0-10		
Al-Quadin Muhammad	2-0-7	-	-	2-0-7	-	-	-	-	-	-	-		
Denzel Perryman	1-5-9	-	-	-	-	-	-	-	-	1-5-9	-		
Kacy Rodgers II	1-0-15	1-0-15	-	-	-	-	-	-	-	-	-		
Deon Bush	1-0-14	-	-	-	1-0-14	-	-	-	-	-	-		
Tyrone Cornileus	1-0-13	-	-	-	-	-	-	1-0-13	-	-	-		
TEAM	1-0-5	-	-	-	1-0-5	-	-	-	-	-	-		
Alex Figueroa	1-0-5	-	-	1-0-5	-	-	-	-	-	-	DNP		
Olsen Pierre	1-0-4	1-0-4	-	-	-	-	-	-	-	-	-		
AJ Highsmith	1-0-4	-	-	-	-	-	-	-	1-0-4	-	-		
Raphael Kirby	1-0-3	-	-	-	1-0-3	-	-	-	-	-	-		
Thurston Armbrister	1-0-1	1-0-1	-	-	1-0-7	-	-	-	-	-	-		



# 2013 STATISTICS (OVERALL: 7-3, ACC: 3-3, HOME: 5-1, AWAY: 2-2)

## SCORING DRIVES

OPPONENT	PLAYS	YDS	DRIVE		QTR/	DRIVE	PLAY
			TIME	CLOCK			
FAU	6	63	2:49	1st/6:46	UM 19	Goudis 35 FG	
FAU	4	93	0:58	2nd/13:03	UM 7	Du. Johnson 53 run	
FAU	8	47	2:28	2nd/6:02	UM 25	Goudis 45 FG	
FAU	6	38	2:12	2nd/2:00	FAU 38	Walford 16 pass from Morris	
FAU	4	78	1:27	3rd/4:43	UM 22	Waters 63 run	
FAU	1	4	0:04	3rd/1:06	FAU 4	Crawford 4 run	
Florida	9	50	2:46	1st/7:24	50	Waters 7 pass from Morris	
Florida	6	84	1:56	1st/1:47	UM 16	Dorsett 52 pass from Morris	
Florida	2	4	1:03	4th/3:29	UF 4	Du. Johnson 2 run	
Savannah State	1	4	0:25	1st/14:35	SSU 4	Crawford 4 run	
Savannah State	2	70	0:51	1st/12:03	UM 30	Hurns 80 pass from Morris	
Savannah State	11	89	3:53	1st/6:21	UM 11	Du. Johnson 2 run	
Savannah State	7	58	2:38	2nd/13:06	UM 42	Crawford 5 pass from Williams	
Savannah State	4	66	1:25	2nd/10:43	UM 34	Coley 25 pass from Williams	
Savannah State	3	45	1:09	2nd/7:19	SSU 45	Crawford 16 rush	
Savannah State	7	64	2:25	2nd/3:49	UM 36	Edwards 1 run	
Savannah State	6	60	2:43	3rd/9:55	UM 40	Sandland 13 pass from Crow	
Savannah State	11	59	6:18	3rd/2:22	UM 41	Edwards 3 run	
Savannah State						Coley 88 kick return	
Savannah State	2	21	0:51	3rd/0:20	SSU 21	Edwards 9 run	
USF	7	77	3:05	1st/11:55	UM 23	Crawford 7 run	
USF	6	91	2:18	1st/7:04	UM 9	Waters 19 pass from Morris	
USF	9	83	3:30	1st/0:53	UM 17	Coley 34 pass from Morris	
USF						2nd/8:56	
USF	5	60	1:57	2nd/5:22	UM 40	Du. Johnson 4 run	
USF	4	70	1:02	3rd/9:49	UM 30	Coley 11 pass from R. Williams	
USF	8	43	4:44	3rd/1:19	USF 43	Crawford 1 run	
Georgia Tech	2	73	0:32	1st/8:32	UM 27	Dorsett 40 pass from Morris	
Georgia Tech	7	79	2:11	2nd/8:22	UM 21	Walford 4 pass from Morris	
Georgia Tech	7	73	4:00	2nd/0:29	UM 20	Goudis 24 FG	
Georgia Tech	5	79	2:05	3rd/1:44	UM 21	Hurns 69 pass from Morris	
Georgia Tech	8	66	3:23	4th/7:15	UM 34	Crawford 3 run	
Georgia Tech	6	66	3:29	4th/1:46	UM 34	Crawford 18 run	
Georgia Tech						4th/1:08	
Georgia Tech						Gunter 30 INT return	
North Carolina	10	76	3:12	1st/8:45	UM 20	Goudis 22 FG	
North Carolina	7	72	2:21	1st/2:59	UM 25	Goudis 20 FG	
North Carolina						2nd/12:33	
North Carolina	7	75	2:42	4th/11:29	UM 25	Crawford 3 run	
North Carolina	13	90	3:55	4th/0:16	UM 10	Crawford 3 run	
Wake Forest	12	53	4:50	2nd/9:28	UM 30	Goudis 34 FG	
Wake Forest	4	62	1:28	2nd/1:10	UM 38	Waters 35 pass from Morris	
Wake Forest	8	51	4:05	4th/5:36	UM 49	Du. Johnson 4 run	
Wake Forest	10	73	3:09	4th/0:53	UM 27	Du. Johnson 1 run	
Florida State	5	65	1:38	1st/2:43	UM 35	Hurns 33 pass from Morris	
Florida State	8	57	1:43	2nd/0:22	UM 43	Hurns 14 pass from Morris	
Virginia Tech	2	81	0:45	1st/11:35	UM 19	Coley 81 pass from Morris	
Virginia Tech	9	77	4:31	2nd/8:30	UM 23	Crawford 2 run	
Virginia Tech	10	54	3:45	3rd/6:02	UM 14	Goudis 49 FG	
Virginia Tech	2	77	1:04	3rd/1:31	UM 23	Hurns 84 pass from Morris	
Duke	10	61	4:29	1st/10:27	UM 24	Goudis 32 FG	
Duke						1st/9:33	
Duke	10	76	4:15	1st/2:01	UM 24	Waters 5 pass from Morris	
Duke	10	68	4:13	2nd/4:42	UM 17	Goudis 32 FG	
Duke	3	78	0:32	3rd/11:12	UM 22	Waters 50 pass from Morris	
Duke	11	68	4:12	3rd/5:04	UM 18	Goudis 31 FG	
<b>AVERAGE DRIVE</b>	<b>6.5</b>	<b>63.4</b>	<b>2:32</b>				

## DRIVES SUPERLATIVES

<b>MOST PLAYS:</b>	13 at UNC [40]	<b>FEWEST PLAYS:</b>	1, multiple times
<b>MOST YARDS:</b>	93 vs. FAU [20]	<b>FEWEST YARDS:</b>	2 vs. FAU [40]
<b>LONGEST TIME:</b>	6:18 vs. SSU [30]	<b>SHORTEST TIME:</b>	0:04 vs. FAU [30]

## LONG PLAYS (25-plus yards from scrimmage)

YDS	PLAY	OPPONENT (QTR)
84	Allen Hurns pass from Stephen Morris [TD]	Virginia Tech (3rd)
81	Stacy Coley pass from Stephen Morris [TD]	Virginia Tech (1st)
80	Allen Hurns pass from Stephen Morris [TD]	Savannah State (1st)
69	Allen Hurns pass from Stephen Morris [TD]	Georgia Tech (3rd)
68	Phillip Dorsett pass from Stephen Morris	at North Carolina (1st)
63	Herb Waters run [TD]	Florida Atlantic (3rd)
59	Duke Johnson run	at North Carolina (1st)
55	Phillip Dorsett pass from Stephen Morris	at USF (1st)
54	Herb Waters pass from Ryan Williams	at USF (3rd)
53	Duke Johnson run [TD]	Florida Atlantic (2nd)
52	Phillip Dorsett pass from Stephen Morris [TD]	Florida (1st)
50	Herb Waters pass from Stephen Morris [TD]	at Duke (3rd)
44	Stacy Coley pass from Stephen Morris	Wake Forest (4th)
43	Duke Johnson run	Florida Atlantic (1st)
42	Allen Hurns pass from Stephen Morris	at North Carolina (2nd)
41	Stacy Coley pass from Stephen Morris	Georgia Tech (4th)
40	Phillip Dorsett pass from Stephen Morris [TD]	Georgia Tech (1st)
38	Duke Johnson pass from Stephen Morris	Florida Atlantic (1st)
37	Allen Hurns pass from Stephen Morris	at Duke (4th)
36	Allen Hurns pass from Stephen Morris	Florida (3rd)
36	Clive Walford pass from Ryan Williams	Savannah State (1st)
35	Clive Walford pass from Stephen Morris	at North Carolina (4th)
35	Herb Waters pass from Stephen Morris [TD]	Wake Forest (2nd)
34	Stacy Coley pass from Stephen Morris [TD]	at USF (1st)
33	Maurice Hagens pass from Stephen Morris	at Duke (2nd)
33	Herb Waters pass from Stephen Morris	Florida Atlantic (2nd)
33	Stacy Coley pass from Ryan Williams	at USF (2nd)
33	Duke Johnson run	Georgia Tech (1st)
33	Allen Hurns pass from Stephen Morris [TD]	at Florida State (1st)
32	Herb Waters pass from Stephen Morris	at North Carolina (2nd)
31	Allen Hurns pass from Ryan Williams	at USF (2nd)
30	Dallas Crawford pass from Stephen Morris	at Duke (1st)
30	Allen Hurns pass from Stephen Morris	at Florida State (1st)
29	Gus Edwards run	at USF (3rd)
29	Allen Hurns pass from Stephen Morris	Georgia Tech (2nd)
28	Eduardo Clements run	at Duke (3rd)
27	Herb Waters pass from Ryan Williams	Savannah State (2nd)
26	Rashawn Scott pass from Ryan Williams	Florida Atlantic (4th)
25	Malcolm Lewis pass from Stephen Morris	at Duke (4th)
25	Stacy Coley pass from Ryan Williams	Savannah State (2nd)

## RED ZONE

	SCORE	TIMES IN		POINTS	TDS	RUSH TDS	PASS TDS	-----FAILED TO SCORE INSIDE 20-----						
		RED ZONE	SCORES					FGS	FGA	DOWNS	INT	FUM	HALF	GAME
Florida Atlantic	W, 34-6	4	3	17	2	1	1	1	0	1	0	0	0	0
Florida	W, 21-16	2	2	14	2	1	1	0	0	0	0	0	0	0
Savannah State	W, 77-7	10	8	56	8	6	2	0	0	1	0	0	1	0
at USF	W, 49-21	8	5	35	5	3	2	0	1	0	0	2	0	0
Georgia Tech	W, 45-30	5	4	24	3	2	1	1	0	0	1	0	0	0
at North Carolina	W, 27-23	5	4	20	2	2	0	2	0	0	1	0	0	0
Wake Forest	W, 24-21	4	3	17	2	2	0	1	0	1	0	0	0	0
at Florida State	L, 14-41	1	1	7	1	0	1	0	0	0	0	0	0	0
Virginia Tech	L, 24-42	1	1	7	1	1	0	0	0	0	0	0	0	0
at Duke	L, 30-48	4	4	16	1	0	1	3	0	0	0	0	0	0
Virginia														
at Pittsburgh														
<b>TOTALS</b>		<b>44</b>	<b>35</b>	<b>213</b>	<b>27</b>	<b>18</b>	<b>9</b>	<b>8</b>	<b>1</b>	<b>3</b>	<b>2</b>	<b>2</b>	<b>1</b>	<b>0</b>
<b>OPPONENTS</b>		<b>36</b>	<b>30</b>	<b>172</b>	<b>21</b>	<b>18</b>	<b>3</b>	<b>9</b>	<b>1</b>	<b>2</b>	<b>2</b>	<b>1</b>	<b>0</b>	<b>0</b>

SEASON PCT. (OVERALL): 79.5% (35 of 44)

SEASON PCT. (TDS): 61.4% (27 of 44)

SEASON PCT. (FGS): 18.2% (8 of 44)

SEASON PCT. (NO SCORE): 20.4% (9 of 44)

**2013 STATISTICS** (OVERALL: 7-3, ACC: 3-3, HOME: 5-1, AWAY: 2-2)**MIAMI INDIVIDUAL GAME HIGHS**

Rushes	33	D. Crawford at North Carolina (Oct 17, 2013)
Yards Rushing	186	Duke Johnson vs FAU (Aug 30, 2013)
TD Rushes	3	Gus Edwards vs Savannah State (Sep 21, 2013)
Long Rush	63	Herb Waters vs FAU (Aug 30, 2013)
Pass attempts	49	Stephen Morris at Duke (Nov 16, 2013)
Pass completions	30	Stephen Morris at Duke (Nov 16, 2013)
Yards Passing	379	Stephen Morris at Duke (Nov 16, 2013)
TD Passes	3	Stephen Morris vs Georgia Tech (Oct 05, 2013)
Long Pass	84	Stephen Morris vs Virginia Tech (Nov 09, 2013)
Receptions	9	Herb Waters at Duke (Nov 16, 2013)
Yards Receiving	142	Allen Hurns vs Virginia Tech (Nov 09, 2013)
TD Receptions	2	Stacy Coley at USF (Sep 28, 2013)
		Allen Hurns at Florida State (Nov 02, 2013)
		Herb Waters at Duke (Nov 16, 2013)
Long Reception	84	Allen Hurns vs Virginia Tech (Nov 09, 2013)
Field Goals	3	Matt Goudis at Duke (Nov 16, 2013)
Long Field Goal	49	Matt Goudis vs Virginia Tech (Nov 09, 2013)
Punts	8	Pat O'Donnell vs Florida (Sep 07, 2013)
Punting Avg	55.2	Pat O'Donnell vs Virginia Tech (Nov 09, 2013)
Long Punt	63	Pat O'Donnell vs Virginia Tech (Nov 09, 2013)
Long Punt Return	79	Stacy Coley at Duke (Nov 16, 2013)
Long Kickoff Return	95	Duke Johnson vs Savannah State (Sep 21, 2013)
Tackles	15	D. Perryman vs Virginia Tech (Nov 09, 2013)
Sacks	2.0	A. Muhammad vs Savannah State (Sep 21, 2013)
Tackles For Loss	2.5	Raphael Kirby at USF (Sep 28, 2013)
Interceptions	2	Tracy Howard at North Carolina (Oct 17, 2013)

**MIAMI TEAM GAME HIGHS**

Rushes	46	vs Savannah State (Sep 21, 2013)
Yards Rushing	324	vs Savannah State (Sep 21, 2013)
Yards Per Rush	8.0	vs FAU (Aug 30, 2013)
TD Rushes	6	vs Savannah State (Sep 21, 2013)
Pass attempts	49	at Duke (Nov 16, 2013)
Pass completions	30	at Duke (Nov 16, 2013)
Yards Passing	379	at Duke (Nov 16, 2013)
Yards Per Pass	14.7	vs Georgia Tech (Oct 05, 2013)
TD Passes	4	vs Savannah State (Sep 21, 2013)
Total Plays	80	at North Carolina (Oct 17, 2013)
Total Offense	637	vs Savannah State (Sep 21, 2013)
Yards Per Play	10.4	vs Georgia Tech (Oct 05, 2013)
Points	77	vs Savannah State (Sep 21, 2013)
Sacks By	5	vs FAU (Aug 30, 2013)
		at USF (Sep 28, 2013)
First Downs	28	at Duke (Nov 16, 2013)
Penalties	10	vs Savannah State (Sep 21, 2013)
Penalty Yards	75	vs Savannah State (Sep 21, 2013)
Turnovers	4	at USF (Sep 28, 2013)
		vs Georgia Tech (Oct 05, 2013)
		at North Carolina (Oct 17, 2013)
Interceptions By	4	vs Savannah State (Sep 21, 2013)

**OPPONENT INDIVIDUAL GAME HIGHS**

Rushes	23	FREEMAN, D., at Florida State (Nov 02, 2013)
Yards Rushing	138	Snead, J, at Duke (Nov 16, 2013)
TD Rushes	4	Edmunds, T, vs Virginia Tech (Nov 09, 2013)
		Connette, B, at Duke (Nov 16, 2013)
Long Rush	75	DANIELS, DeQuan, vs Savannah State (Sep 21, 2013)
Pass attempts	45	Price, T, vs Wake Forest (Oct 26, 2013)
Pass completions	28	Renner, B, at North Carolina (Oct 17, 2013)
Yards Passing	366	Thomas, L, vs Virginia Tech (Nov 09, 2013)
TD Passes	2	Price, T, vs Wake Forest (Oct 26, 2013)
		Thomas, L, vs Virginia Tech (Nov 09, 2013)
Long Pass	71	Williams, M, at North Carolina (Oct 17, 2013)
Receptions	10	Campanaro, M, vs Wake Forest (Oct 26, 2013)
Yards Receiving	199	Ebron, E, at North Carolina (Oct 17, 2013)
TD Receptions	1	Patton, S., vs Florida (Sep 07, 2013)
		HOPKINS, Derric, at USF (Sep 28, 2013)
		Ebron, E, at North Carolina (Oct 17, 2013)
		Davis, O, at North Carolina (Oct 17, 2013)
		Campanaro, M, vs Wake Forest (Oct 26, 2013)
		Gibson, D, vs Wake Forest (Oct 26, 2013)
		FREEMAN, D., at Florida State (Nov 02, 2013)
		Stanford, J, vs Virginia Tech (Nov 09, 2013)
		Knowles, D, vs Virginia Tech (Nov 09, 2013)
		Powell, S, at Duke (Nov 16, 2013)
Long Reception	71	Ebron, E, at North Carolina (Oct 17, 2013)
Field Goals	3	Moore, T, at North Carolina (Oct 17, 2013)
Long Field Goal	48	Martin, R, at Duke (Nov 16, 2013)
Punts	10	Kelly, Sean, vs FAU (Aug 30, 2013)
Punting Avg	43.5	Monday, W, at Duke (Nov 16, 2013)
Long Punt	61	Kelly, Sean, vs FAU (Aug 30, 2013)
Long Punt Return	35	Crowder, J, at Duke (Nov 16, 2013)
Long Kickoff Return	34	Griffin, L., vs Georgia Tech (Oct 05, 2013)
Tackles	17	Brown, Ke., at Duke (Nov 16, 2013)
Sacks	2.0	Maddy, L, vs Virginia Tech (Nov 09, 2013)
Tackles For Loss	4.0	Martin, K, at North Carolina (Oct 17, 2013)
Interceptions	2	Green, D, at North Carolina (Oct 17, 2013)

**OPPONENT TEAM GAME HIGHS**

Rushes	62	vs Georgia Tech (Oct 05, 2013)
Yards Rushing	358	at Duke (Nov 16, 2013)
Yards Per Rush	6.9	at Duke (Nov 16, 2013)
TD Rushes	5	at Duke (Nov 16, 2013)
Pass attempts	46	vs Wake Forest (Oct 26, 2013)
Pass completions	32	at North Carolina (Oct 17, 2013)
Yards Passing	395	at North Carolina (Oct 17, 2013)
Yards Per Pass	11.8	vs Virginia Tech (Nov 09, 2013)
TD Passes	2	at North Carolina (Oct 17, 2013)
		vs Wake Forest (Oct 26, 2013)
		vs Virginia Tech (Nov 09, 2013)
Total Plays	81	vs Georgia Tech (Oct 05, 2013)
Total Offense	549	vs Virginia Tech (Nov 09, 2013)
Yards Per Play	7.1	at Duke (Nov 16, 2013)
Points	48	at Duke (Nov 16, 2013)
Sacks By	3	vs Virginia Tech (Nov 09, 2013)
First Downs	27	at Duke (Nov 16, 2013)
Penalties	11	vs Virginia Tech (Nov 09, 2013)
Penalty Yards	71	vs Virginia Tech (Nov 09, 2013)
Turnovers	5	vs Florida (Sep 07, 2013)
Interceptions By	4	at North Carolina (Oct 17, 2013)





## PARTICIPATION

NO	GP/GS	PLAYER	FAU	UF	SSU	USF	GT	UNC	WF	FSU	VT	DUKE	UVA	PITT
1	9/0	Artie Burns	XXX	-	XXX	XXX	XXX	XXX	XXX	XXX	XXX	XXX		
1	10/8	Allen Hurns	START	START	START	START	XXX	START	START	XXX	START	START		
2	0/0	Michael Welch	-	-	-	-	-	-	-	-	-	-		
3	10/4	Stacy Coley	XXX	XXX	XXX	XXX	START	XXX	START	XXX	START	START		
3	10/9	Tracy Howard	START	START	XXX	START	START	START	START	START	START	START		
4	6/5	Phillip Dorsett	START	START	START	XXX	START	START	-	-	-	-		
5	3/0	Standish Dobar	XXX	-	XXX	XXX	-	-	-	-	-	-		
5	8/0	Jermaine Grace	XXX	XXX	XXX	XXX	-	XXX	XXX	-	XXX	XXX		
6	10/3	Herb Waters	XXX	XXX	START	START	XXX	XXX	XXX	XXX	XXX	START		
7	8/0	Gus Edwards	XXX	-	XXX	XXX	-	XXX	XXX	XXX	XXX	XXX		
8	8/7	Duke Johnson	START	START	XXX	START	START	START	START	START	-	-		
9	9/2	Malcolm Lewis	XXX	-	XXX	XXX	-	XXX	XXX	START	XXX	START		
11	9/0	David Gilbert	XXX	XXX	XXX	XXX	XXX	XXX	XXX	-	XXX	XXX		
11	3/0	Ryan Williams	XXX	-	XXX	XXX	-	-	-	-	-	-		
12	9/0	Jamal Carter	XXX	-	XXX	XXX	XXX	XXX	XXX	XXX	XXX	XXX		
13	2/0	Gray Crow	-	-	XXX	XXX	-	-	-	-	-	-		
15	3/0	D'Mauri Jones	XXX	-	XXX	XXX	-	-	-	-	-	-		
16	0/0	Garrison Lassiter	-	-	-	-	-	-	-	-	-	-		
16	10/0	Pat O'Donnell	XXX	XXX	XXX	XXX	XXX	XXX	XXX	XXX	XXX	XXX		
17	10/0	Tyriq McCord	XXX	XXX	XXX	XXX	XXX	XXX	XXX	XXX	XXX	XXX		
17	10/10	Stephen Morris	START	START	START	START	START	START	START	START	START	START		
18	1/0	Chad Barnes	-	-	XXX	-	-	-	-	-	-	-		
18	10/0	Matt Goudis	XXX	XXX	XXX	XXX	XXX	XXX	XXX	XXX	XXX	XXX		
19	0/0	Kevin Olsen	-	-	-	-	-	-	-	-	-	-		
20	0/0	Ray Lewis III	-	-	-	-	-	-	-	-	-	-		
21	10/1	Antonio Crawford	XXX	XXX	START	XXX	XXX	XXX	XXX	XXX	XXX	XXX		
21	0/0	Josh Johnson	-	-	-	-	-	-	-	-	-	-		
22	9/6	Kacy Rodgers II	START	START	START	START	START	START	-	XXX	XXX	XXX		
23	8/0	Eduardo Clements	XXX	XXX	XXX	XXX	-	XXX	-	XXX	XXX	XXX		
24	2/0	Larry Hope	-	-	XXX	XXX	-	-	-	-	-	-		
24	1/0	Brandon Yosha	XXX	-	-	-	-	-	-	-	-	-		
25	10/3	Dallas Crawford	XXX	XXX	START	XXX	XXX	XXX	XXX	XXX	START	START		
26	10/10	Rayshawn Jenkins	START	START	START	START	START	START	START	START	START	START		
26	0/0	Joey McNeill	-	-	-	-	-	-	-	-	-	-		
27	0/0	Ricky Carroll	-	-	-	-	-	-	-	-	-	-		
27	1/0	Jameson Labady	-	-	XXX	-	-	-	-	-	-	-		
28	10/0	Nantambu Fentress	XXX	XXX	XXX	XXX	XXX	XXX	XXX	XXX	XXX	XXX		
28	1/0	Stephen Sweeney	-	-	XXX	-	-	-	-	-	-	-		
29	8/0	Corn Elder	XXX	-	XXX	XXX	XXX	XXX	XXX	-	XXX	XXX		
30	10/3	AJ Highsmith	XXX	XXX	XXX	XXX	XXX	XXX	START	START	START	XXX		
31	10/5	Tyrone Cornileus	XXX	XXX	XXX	XXX	START	XXX	START	START	START	START		
31	0/0	Malik Mayweather	-	-	-	-	-	-	-	-	-	-		
33	10/4	Maurice Hagens	START	XXX	START	START	XXX	XXX	XXX	START	XXX	XXX		
34	10/4	Thurston Armbrister	START	START	XXX	XXX	XXX	START	XXX	XXX	XXX	XXX		
35	6/0	Nate Dortch	XXX	XXX	-	-	-	XXX	XXX	-	XXX	XXX		
36	9/2	Alex Figueroa	XXX	XXX	START	START	XXX	XXX	XXX	XXX	XXX	-		
37	10/10	Ladarius Gunter	START	START	START	START	START	START	START	START	START	START		
37	1/0	Alex Irastorza	-	-	XXX	-	-	-	-	-	-	-		
38	2/0	Jordan Tolson	-	-	XXX	-	XXX	-	-	-	-	-		
39	8/0	Ronald Regula	-	-	XXX	XXX	XXX	XXX	XXX	XXX	XXX	XXX		
40	0/0	Grant Coffman	-	-	-	-	-	-	-	-	-	-		
41	0/0	Wyatt Chickillo	-	-	-	-	-	-	-	-	-	-		
44	5/0	Walter Tucker	-	-	-	-	XXX	-	XXX	XXX	XXX	XXX		
45	0/0	Andrew McClelland	-	-	-	-	-	-	-	-	-	-		
46	10/9	Clive Walford	START	START	XXX	START	START	START	START	START	START	START		
47	1/0	Akil Craig	-	-	XXX	XXX	-	-	-	-	-	-		
47	1/0	De'Andre Johnson	-	-	XXX	-	-	-	-	-	-	-		
48	0/0	Josh Bacon	-	-	-	-	-	-	-	-	-	-		
48	3/0	Hugo Delapenha Jr.	-	-	XXX	-	-	-	-	-	XXX	XXX		
51	10/10	Shayon Green	START	START	START	START	START	START	START	START	START	START		
52	10/10	Denzel Perryman	START	START	START	START	START	START	START	START	START	START		
53	0/0	Jared Goldenberg	-	-	-	-	-	-	-	-	-	-		

# PARTICIPATION

NO	GP/GS	PLAYER	FAU	UF	SSU	USF	GT	UNC	WF	FSU	VT	DUKE	UVA	PITT
54	2/0	JaWand Blue	-	-	XXX	XXX	-	-	-	-	-	-	-	-
54	0/0	Hunter Knighton	-	-	-	-	-	-	-	-	-	-	-	-
55	0/0	Frank Gabriel	-	-	-	-	-	-	-	-	-	-	-	-
56	10/0	Raphael Kirby	XXX	XXX	XXX	XXX	XXX	XXX	XXX	XXX	XXX	XXX	XXX	XXX
57	10/0	Sean McNally	XXX	XXX	XXX	XXX	XXX	XXX	XXX	XXX	XXX	XXX	XXX	XXX
58	0/0	Anthony Naser	-	-	-	-	-	-	-	-	-	-	-	-
59	10/10	Jimmy Gaines	<b>START</b>	<b>START</b>	<b>START</b>	<b>START</b>	<b>START</b>	<b>START</b>	<b>START</b>	<b>START</b>	<b>START</b>	<b>START</b>	<b>START</b>	<b>START</b>
61	10/0	Paul Kelly	XXX	XXX	XXX	XXX	XXX	XXX	XXX	XXX	XXX	XXX	XXX	XXX
62	8/8	Shane McDermott	<b>START</b>	<b>START</b>	-	-	<b>START</b>	<b>START</b>	<b>START</b>	<b>START</b>	<b>START</b>	<b>START</b>	<b>START</b>	<b>START</b>
63	0/0	Danny Isidora	-	-	-	-	-	-	-	-	-	-	-	-
64	3/0	Hunter Wells	XXX	-	XXX	XXX	-	-	-	-	-	-	-	-
65	10/10	Brandon Linder	<b>START</b>	<b>START</b>	<b>START</b>	<b>START</b>	<b>START</b>	<b>START</b>	<b>START</b>	<b>START</b>	<b>START</b>	<b>START</b>	<b>START</b>	<b>START</b>
66	0/0	Sunny Odogwu	-	-	-	-	-	-	-	-	-	-	-	-
67	8/0	Alex Gall	-	-	XXX	XXX	XXX	XXX	XXX	XXX	XXX	XXX	XXX	XXX
67	1/0	Corey King	-	-	XXX	-	-	-	-	-	-	-	-	-
70	10/10	Jon Feliciano	<b>START</b>	<b>START</b>	<b>START</b>	<b>START</b>	<b>START</b>	<b>START</b>	<b>START</b>	<b>START</b>	<b>START</b>	<b>START</b>	<b>START</b>	<b>START</b>
71	10/10	Anthony Chickillo	<b>START</b>	<b>START</b>	<b>START</b>	<b>START</b>	<b>START</b>	<b>START</b>	<b>START</b>	<b>START</b>	<b>START</b>	<b>START</b>	<b>START</b>	<b>START</b>
72	8/0	Earl Moore	XXX	-	XXX	-	XXX	XXX	XXX	XXX	XXX	XXX	XXX	XXX
73	7/0	Sean Harvey	XXX	-	XXX	XXX	-	XXX	XXX	XXX	XXX	XXX	-	-
74	10/10	Ereck Flowers	<b>START</b>	<b>START</b>	<b>START</b>	<b>START</b>	<b>START</b>	<b>START</b>	<b>START</b>	<b>START</b>	<b>START</b>	<b>START</b>	<b>START</b>	<b>START</b>
75	10/6	Jared Wheeler	XXX	XXX	<b>START</b>	<b>START</b>	<b>START</b>	<b>START</b>	<b>START</b>	<b>START</b>	<b>START</b>	XXX	XXX	XXX
76	3/0	Taylor Gadbois	XXX	-	XXX	XXX	-	-	-	-	-	-	-	-
77	9/5	Seantrel Henderson	XXX	<b>START</b>	<b>START</b>	<b>START</b>	-	XXX	XXX	XXX	<b>START</b>	<b>START</b>	<b>START</b>	<b>START</b>
78	10/5	Justin Renfrow	XXX	XXX	XXX	XXX	XXX	<b>START</b>	<b>START</b>	<b>START</b>	<b>START</b>	<b>START</b>	<b>START</b>	<b>START</b>
79	9/1	Malcolm Bunche	<b>START</b>	-	XXX	XXX	XXX	XXX	XXX	XXX	XXX	XXX	XXX	XXX
80	3/0	Rashawn Scott	XXX	-	-	-	-	-	-	XXX	-	-	XXX	-
82	10/6	Asante Cleveland	XXX	<b>START</b>	XXX	XXX	<b>START</b>	<b>START</b>	<b>START</b>	<b>START</b>	<b>START</b>	<b>START</b>	<b>START</b>	XXX
83	1/0	John D'Uva	-	-	XXX	-	-	-	-	-	-	-	-	-
84	0/0	Austin Barnard	-	-	-	-	-	-	-	-	-	-	-	-
84	0/0	Greg Golden	-	-	-	-	-	-	-	-	-	-	-	-
85	9/0	Beau Sandland	XXX	XXX	XXX	XXX	-	XXX	XXX	XXX	XXX	XXX	XXX	XXX
87	2/0	Garrett Kidd	-	-	XXX	XXX	-	-	-	-	-	-	-	-
88	1/0	Jake O'Donnell	-	-	XXX	-	-	-	-	-	-	-	-	-
90	6/0	Ufomba Kamalu	XXX	-	XXX	XXX	XXX	XXX	-	-	-	-	XXX	XXX
91	10/10	Olsen Pierre	<b>START</b>	<b>START</b>	<b>START</b>	<b>START</b>	<b>START</b>	<b>START</b>	<b>START</b>	<b>START</b>	<b>START</b>	<b>START</b>	<b>START</b>	<b>START</b>
93	10/0	Luther Robinson	XXX	XXX	XXX	XXX	XXX	XXX	XXX	XXX	XXX	XXX	XXX	XXX
94	6/0	Kelvin Cain	XXX	XXX	XXX	XXX	XXX	XXX	-	-	-	-	-	-
95	1/0	David Perry	-	-	XXX	-	-	-	-	-	-	-	-	-
96	10/5	Curtis Porter	<b>START</b>	<b>START</b>	<b>START</b>	<b>START</b>	<b>START</b>	XXX	XXX	XXX	XXX	XXX	XXX	XXX
97	1/0	Dwayne Holett	-	-	XXX	-	-	-	-	-	-	-	-	-
98	10/0	Al-Quadin Muhammad	XXX	XXX	XXX	XXX	XXX	XXX	XXX	XXX	XXX	XXX	XXX	XXX
99	3/0	Jelani Hamilton	XXX	-	XXX	XXX	-	-	-	-	-	-	-	-