



CONTACT: Amy Woodruff, Assistant Communications Director
 O: (305) 284-3241 | C: (813) 410-1194
 A.Woodruff@miami.edu | @CanesHoops

2012-13 SCHEDULE

| DATE | OPPONENT | TV | TIME/SCORE |
|--|-------------------------|-----------------------|---------------|
| Nov. 2 | St. Leo (Ex.) | Canes All Access | L, 67-69 |
| Nov. 9 | Stetson | ESPN3 | W, 87-79 |
| Nov. 13 | at FGCU | A-Sun TV | L, 51-63 |
| Nov. 16 | Jacksonville | FOX Sports South | W, 73-57 |
| Nov. 24 | Detroit | ESPN3 | W, 77-62 |
| Nov. 28 | #13/14 Michigan State! | ESPN | W, 67-59 |
| Dec. 1 | at UMass | CBS Sports Network | W, 75-62 |
| Dec. 14 | Charlotte | FOX Sports South | W, 77-46 |
| Dec. 18 | at UCF | CBS Sports Network | W, 72-50 |
| Diamond Head Classic, Honolulu, Hawai'i | | | |
| Dec. 23 | Hawai'i | ESPNU | W, 73-58 |
| Dec. 23 | #4/5 Arizona | ESPN2 | L, 69-50 |
| Dec. 25 | Indiana St. | ESPN2 | L, 55-57 (OT) |
| Jan. 2 | La Salle | FOX Sports South | W, 76-59 |
| Jan. 5 | at Georgia Tech * | ACCN / ESPN3 | W, 62-49 |
| Jan. 10 | at RV/RV UNC * | ESPN / WatchESPN | W, 68-59 |
| Jan. 13 | RV/RV Maryland * | ESPNU / WatchESPN | W, 54-47 |
| Jan. 16 | at Boston College * | FOX Sports South / E3 | W, 60-59 |
| Jan. 23 | No. 1/1 Duke * | ESPN / WatchESPN | W, 90-63 |
| Jan. 27 | Florida State * | ESPNU / WatchESPN | W, 71-47 |
| Jan. 30 | at Virginia Tech * | FOX Sports South / E3 | W, 73-64 |
| Feb. 2 | at No. 19/19 NC State * | CBS | W, 79-78 |
| Feb. 5 | Boston College * | FOX Sports South / E3 | W, 72-50 |
| Feb. 9 | North Carolina * | ESPN/WatchESPN | W, 87-61 |
| Feb. 13 | at Florida State * | ESPN2/WatchESPN | W, 74-68 |
| Feb. 17 | at Clemson * | ESPNU/WatchESPN | W, 45-43 |
| Feb. 19 | Virginia * | ESPNU/WatchESPN | W, 54-50 |
| Feb. 23 | at Wake Forest * | FOX Sports South/E3 | L, 65-80 |
| Feb. 27 | Virginia Tech * | FOX Sports South/E3 | 7 p.m. |
| March 2 | at No. 3/3 Duke * | ESPN/WatchESPN | 6 p.m. |
| March 6 | Georgia Tech * | ACCN/ESPN3 | 9 p.m. |
| March 9 | Clemson * | ACCN/ESPN3 | 2:30 p.m. |

All home games are played at the BankUnited Center
 Game times are ET and subject to change
 * ACC game ! Big Ten/ACC Challenge
 All games can be heard on WQAM 560 and Canes All Access on Hurricanesports.com

UM RADIO - WQAM 560

Joe Zagacki, play-by-play Josh Darrow, analyst

SOCIAL MEDIA

Website: Hurricanesports.com
Twitter: @CanesHoops | @CanesCoachL
Facebook: /MiamiHurricanes | /MiamiBasketball

MIAMI DIGITAL GUIDE

Miami is not printing media guides this season.
 Instead, find the online version at the link below:
<http://theusports.com/mbbguide/pc/>



MIAMI
 HURRICANES (22-4, 13-1)

NATIONAL RANKING
 5 / 7

LAST TIME OUT
 L, 80-65 at Wake Forest

LEADERS
Scoring per Game
 Durand Scott - 13.3
 Shane Larkin - 13.1
Rebounds per Game
 Reggie Johnson - 7.9
Assists per Game
 Shane Larkin - 4.3

HEAD COACH
Jim Larrañaga
Overall: 512-351 (29)
At UM: 42-17 (2)

VIRGINIA TECH
 HOKIES (12-15, 3-11)

NATIONAL RANKING
 --/--

LAST TIME OUT
 W, 80-70 vs. Florida State

LEADERS
Scoring per Game
 Erick Green - 25.2
 Jarell Eddie - 12.4
Rebounds per Game
 Cadarian Raines - 6.6
Assists per Game
 Erick Green - 4.1

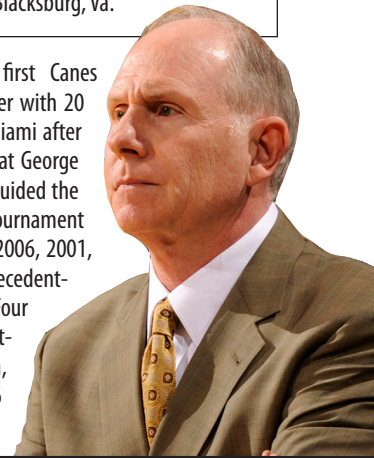
HEAD COACH
James Johnson
Overall: 12-15
At VT: 12-15

SETTING THE SCENE

Feb. 27, 2013 | 7 p.m.
BankUnited Center | Coral Gables, Fla.
TV: ACC Network | ESPN3
Radio: 560 WQAM | 90.5 WVUM
Webcast: WQAM.com | wvum.org

Series: Miami leads, 12-10
Last Meeting: Jan. 30, 2013
 Miami won, 73-64, in Blacksburg, Va.

Jim Larrañaga was the first Canes coach to open his UM career with 20 wins. Larrañaga came to Miami after serving as the head coach at George Mason for 14 seasons. He guided the program to five NCAA tournament appearances (2011, 2008, 2006, 2001, 1999) – including an unprecedented run to the 2006 Final Four that captured the nation's attention. Following that run, he was selected the 2006 Clair Bee Coach of the Year.



THE GAME

With a 13-1 record in the ACC, No. 5/7 University of Miami hosts Virginia Tech Feb. 27 in the BankUnited Center at 7 p.m., in the second meeting between the schools this season. The Hurricanes won the first outing, 73-64.

THE SERIES

Miami is 12-10 against Virginia Tech all-time, with the series dating back to the 2000-01 season. The Canes are 6-3 against the Hokies at home, 1-2 at neutral sites and 5-5 on the road. Miami defeated VT, 73-64, earlier this season to give UM four wins in the past five meetings.

THE BROADCASTS

Catch the game on the ACC Network with Mike Hogewood and Mike Gminski making the call. Affiliates include: FOX Sports Carolinas, FOX Sports South, SUN Sports, Comcast SportsNet Mid-Atlantic Plus, New England Sports Network Plus, FOX Sports Tennessee, FOX Sports Arizona Plus, FOX Sports North, FOX Sports West, FOX Sports Southwest Plus, ESPN3, FS Detroit Plus. Also check out the game on 560 WQAM Radio with Joe Zagacki (play-by-play) and Josh Darrow, as well as Miami's student station, 90.5 WVUM.

THE COACH

Head coach Jim Larrañaga is in his 29th season as a head coach and second at Miami. He has a 512-351 overall record and is 42-17 in his second season at Miami.

THE WEATHER

Projected temperatures on game day: Coral Gables -78/60. Blacksburg, Va.- 49/31.

THE RANKINGS - RPI/SOS

As of Feb. 25, 2013 Warren Nolan: 2 / 3 Sagarin: 14 / 6 Realtime: 2 / 3 KenPom: 13

THE NOTES

On Jan. 28, the Canes jumped 11 spots in the AP Poll & entered the *USA TODAY* poll for the first time since December 2008. Miami is now No. 5/7 in the nation, tying the school's highest ranks in history.

According to research by The AP, Miami is the sixth school to ascend from unranked to the top five in four weeks or less since the AP Top 25 began in 1989-90. Connecticut was the last school to make the leap, doing so in 2010-11.

Miami is the first team to beat Duke and UNC by 25+ points since the start of ACC play in 1953.

2012-13 ROSTER

| # | Name | Pos. | Ht. | Wt. | Yr. | Hometown Previous School (s) |
|----|---------------------|------|------|-----|-----|--|
| 0 | Shane Larkin | G | 5-11 | 176 | So. | Orlando, Fla. Dr. Phillips (Fla.) Cousy Award finalist ... 9 ast vs. UNC ... 19 reb vs. Duke and FSU ... 12 games with at 5+ assists ... Leads ACC in stls, 4th in assists, 20th scoring. |
| 1 | Durand Scott | G | 6-5 | 203 | Sr. | The Bronx, N.Y. Rice 25 points, 6 reb, 4 ast vs. No. 1 Duke ... At least four assists in nine outings ... 17 points at WF ... Third in ACC in steals, 14th in scoring. |
| 3 | Steve Sorenson | G | 6-0 | 151 | Fr. | Dallas, Texas Mark's School of Texas Named all-state by Texas Association of Basketball Coaches as a senior ... TABC academic all-state. |
| 4 | Trey McKinney Jones | G | 6-5 | 220 | Sr. | Milwaukee, Wis. South Milwaukee UMKC 7 assists vs. MD ... Hit multiple 3-pointers in 11 games ... Leads team with 85.5 FT pct ... 11 pts at WF after 6-straight with less than 10. |
| 10 | Raphael Akpejori | F | 6-10 | 236 | Jr. | Lagos, Nigeria Sunrise Christian Academy (Kan.) 11 rebounds and six points in 5.8 minutes in ACC games ... Played 13 min. at GT, with two points and four rebounds. |
| 12 | Justin Heller | G | 6-2 | 180 | Jr. | Boca Raton, Fla. West Boca Raton Community Scored first career points vs. Charlotte on a 17-foot jumper ... Played in seven games in 2011-12, including four ACC matchups. |
| 15 | Rion Brown | G | 6-6 | 200 | Jr. | Hinesville, Ga. Liberty County Career-best 22 points vs. BC and in home state at GT, where his father was an All-American ... Hit multiple 3s six times. |
| 21 | Erik Swoope | F | 6-6 | 233 | Jr. | Lake Elsinore, Calif. Harvard-Westlake 20 minutes in past two games after 33 total in other 8 ACC games ... Season-high 23 minutes vs. La Salle: 4 points, 4 rebounds. |
| 23 | Tonye Jekiri | C | 7-0 | 227 | Fr. | Hialeah, Fla. Champagnat Catholic School 1.9 rebounds and 1.6 points per game in ACC play, 0.9 reb and 0.4 points in non-conference ... At least 2 pts & 2 rebs in 8 ACC games. |
| 25 | Garrus Adams | G | 6-6 | 195 | Sr. | Apex, N.C. Middle Creek Out with right knee injury ... In 19 games last year, averaged 4.5 points, 2.1 rebounds, 0.9 assists and 0.6 steals in 16.9 minutes per game. |
| 35 | Kenny Kadji | F/C | 6-11 | 242 | Sr. | Douala, Cameroon Pendleton IMG Academy Florida Multiple blocked shots in 11 games... 13.9 pts, 7.6 reb, 1.9 blocks during R. Johnson injury ... 10+ points in 15 of last 17 games and 21 overall. |
| 42 | Reggie Johnson | C | 6-10 | 292 | Sr. | Winston-Salem, N.C. Winston-Salem Prep Returned from left thumb fracture Jan. 23 vs. No. 1 Duke ... 5-of-5 FG at FSU... 15 points at NC State, including tip-in at buzzer for win. |
| 45 | Julian Gamble | F/C | 6-10 | 250 | Sr. | Durham, N.C. Southern Durham 4 blocks in six games this season ... 16 pts, 4 reb, 2 stl, 1 ast, 4-4 FT at NC State ... 8.9 pts, 7.5 reb, 27.0 min. during R. Johnson injury. |

LARRAÑAGA BY THE NUMBERS

1 - Coach Jim Larrañaga is the only ACC coach not at UNC or Duke with a Final Four appearance to his credit.
 4 - In 2006, Coach Jim Larrañaga became the first coach at a mid-major school to take his team to the NCAA Final Four in 27 years.
 7 - Larrañaga is no stranger to the ACC. In his seven seasons as an assistant coach at Virginia, the Cavaliers participated in the NCAA Final Four in 1981 and 1984, won three ACC Championships and finished in the Top 5 of the AP rankings.
 13 - Larrañaga has made 13 postseason appearances in the past 23 years, including five NCAA tournaments.
 29 - Larrañaga is in his 29th year as a head coach and has successfully transitioned two institutions into successful programs: Bowling Green and George Mason.

LARRAÑAGA - WHY MIAMI?

Along with returning to the best basketball conference in the country, Coach L had a few personal reasons for accepting the head coaching job at Miami. Coach's grandfather was from Cuba, where he produced the Larrañaga [lare-en-YAH-ga] cigar. Coach's father was raised in Key West before moving to The Bronx, N.Y., getting married and raising six children. Coach L was raised in The Bronx, but vacationed to Florida as a boy. He also has owned a house in Sarasota - which he bought from Dick Vitale's daughter - for eight years, and three of his siblings have retired to Florida.

COACH L'S FIRST SEASON AT MIAMI

- Most ACC wins since joining the conference
- Tied for fourth in ACC, the highest ACC finish in school history
- Defeated eventual No. 2 & No. 3 NCAA tournament seeds Duke & FSU
- Notched Miami's first win at Cameron Indoor Stadium

COACH L'S SECOND SEASON AT MIAMI

- Defeated No. 1 Duke, 90-63, in Coral Gables
- Defeated No. 13/14 Michigan State in ACC/Big Ten Challenge
- Defeated RV/RV North Carolina at the Dean Smith Center
- Ranked No. 2/2 on Feb. 18, 2013

MIAMI VS. RANKED OPPONENTS

| | |
|-------------------------------------|--------|
| Overall vs. top 25 ranked opponents | 47-128 |
| Home | 32-49 |
| at BankUnited Center | 13-17 |
| Away | 13-60 |
| Neutral | 2-19 |

UNDER COACH JIM LARRAÑAGA

| | |
|-------------------------------------|-----------|
| Overall vs. top 25 ranked opponents | 5-7 |
| ACC regular season opponents | 4-4 |
| Home (ACC) | 3-2 (2-1) |
| Away (ACC) | 2-3 (2-3) |
| Neutral | 0-2 |

UM VS. RANKED ACC OPPONENTS SINCE JOINING ACC (2004-05)

| | |
|------------|-------|
| Overall | 18-28 |
| Home | 11-14 |
| Away | 5-16 |
| Tournament | 1-4 |

MIAMI WHEN RANKED IN TOP 15

| | |
|--|----------|
| Vs. top 25 teams | 2-1 |
| 3/5/99 No. 9/10 Miami vs. No. 10/11 St. John's | L, 62-59 |
| 2/2/02 No. 12/11 Miami vs. No. 17/22 Connecticut | W, 68-66 |
| 2/2/13 No. 14/15 Miami at No. 19/19 NC State | W, 79-78 |

ON THIS DATE

Miami is 5-6 all-time and 1-3 in conference action when playing games on Feb. 27. UM has lost four of the last five games played on Feb. 27. Of the total matchups, four occurred before the program was reinstated in 1985.

PRONUNCIATIONS

| Players | |
|-----------------|----------------------|
| 1 Durand | dur-RAND |
| 10 Akpejori | AHK-peh-jour-ee |
| 15 Rion | Ryan |
| 23 Tonye Jekiri | Tone-yay Jah-KEER-EE |
| 25 Garrus Adams | GARY-us |
| 21 Swoope | Swoope |
| 35 Kadji | KAHD-gee |

Coaches

| | |
|-----------|-----------------|
| Larrañaga | LARE-uh-NAY-guh |
| Huger | HUE-gur |
| Caputo | Ca-poo-toe |
| Summey | Some-EE |

CLASS BREAKDOWN

| Seniors | |
|---|--|
| Garrus Adams, Julian Gamble, Reggie Johnson, Kenny Kadji, Trey McKinney Jones, Durand Scott | |

Juniors

Raphael Akpejori, Rion Brown, Justin Heller, Erik Swoope

Sophomore

Shane Larkin

Freshmen

Tonye Jekiri, Steve Sorenson

GEOGRAPHIC BREAKDOWN

| CAMEROUN | |
|----------|------------------|
| Douala | Kenny Kadji |
| NIGERIA | |
| Lagos | Raphael Akpejori |

UNITED STATES

| California | |
|---|--|
| Erik Swoope | |
| Florida | |
| Justin Heller, Shane Larkin, Tonye Jekiri | |
| Georgia | |
| Rion Brown | |
| New York | |
| Durand Scott | |
| North Carolina | |
| Garrus Adams, Julian Gamble, Reggie Johnson | |
| Texas | |
| Steve Sorenson | |
| Wisconsin | |
| Trey McKinney Jones | |

2012-13 ACC STANDINGS

As of Feb. 25, 2013

| | | |
|----------------|-----------|------------|
| Miami | 13-1 .929 | 22-4 .846 |
| Duke | 11-3 .786 | 24-3 .889 |
| North Carolina | 9-5 .643 | 19-8 .704 |
| Virginia | 9-5 .643 | 19-8 .704 |
| NC State | 8-6 .571 | 19-8 .704 |
| Maryland | 7-7 .500 | 19-8 .704 |
| Florida State | 6-8 .429 | 14-13 .519 |
| Clemson | 5-9 .357 | 13-13 .500 |
| Wake Forest | 5-9 .357 | 12-14 .462 |
| Georgia Tech | 4-10 .286 | 14-12 .538 |
| Boston College | 4-10 .286 | 12-15 .444 |
| Virginia Tech | 3-11 .214 | 12-15 .444 |

AWARDS IN 2012-13

| | |
|--------------|----------------------------------|
| Durand Scott | ACC Player of the Week - Dec. 17 |
| | ACC Player of the Week - Jan. 28 |

Shane Larkin

Bob Cousy Award finalist
 Oscar Robertson National Player of the Week - Feb. 4
 ACC Player of the Week - Feb. 4

Coach Larrañaga

Dick Vitale Coach of the Week - Jan. 28

SERIES INFORMATION

| | |
|-----------------------------------|---------------------|
| Overall | 12-10 |
| Games at Miami | 6-3 |
| Games at Blacksburg | 5-5 |
| Games on neutral courts | 1-2 |
| Current streak | Miami won 2 |
| Last meeting | 1/30/13 - UM, 73-64 |
| Larranaga at UM vs. Virginia Tech | 2-0 |

DID YOU KNOW

The Hurricanes have made at least one trey in 826 of 830 games since the NCAA adopted the 3-point shot in 1986.

Miami has held 683 of its last 684 opponents to less than 100 points. UNC was the last team to score 100+, defeating UM 105-64 on Jan. 31, 2007.

Miami boasts five players 6-foot-10 or taller, and five players at 6-6 or 6-5.

27 of 28 Miami Hurricane basketball players have graduated from UM during the last eight years.

Miami basketball ranks 80th-90th percentile in NCAA men's basketball with a 980 APR (academic progress rate).

In 2008 & 2009, Jack McClinton was named first team All-ACC & named to the ACC's All-Academic Team.

Six-time NBA All Star Amar'e Stoudemire recently enrolled at UM and is taking classes to earn his bachelor's degree.

Shane Larkin was named to the ACC All-Freshman Team in 2011-12.

Coach L led the George Mason Patriots to the Final Four with big wins over some of basketball's elite teams such as Michigan State, UNC, and UConn. He was the first coach to take a mid-major to a Final Four in 27 years when his team advanced in 2006.

Miami is one of only three schools in the country sponsored by Nike's LeBron brand.

The Canes have averaged 20+ wins in each of the last five seasons.

Coach L became the first Miami Coach to win 20 games in his first season at The U.

Over 90 percent of Miami Hurricane basketball games were televised last season, including every ACC contest.

Five of the last 12 National Championship teams have been from the ACC.

Three Canes earned all-ACC honors last season, Shane Larkin (freshman), Kenny Kadji, (third) Durand Scott (H.M.).

Summer at the U include competitive pickup games and workouts alongside such players as Carlos Boozer, Chris Bosh, Kevin Durant, Kyrie Irving, Joe Johnson, Chris Paul, and LeBron James.

Former Cane Rick Barry was named one of the Greatest Players in NBA History.

Miami native and former Cane James Jones won the 2010-2011 NBA All-Star Weekend 3-Point Contest and the NBA Championship in the 2011-2012 season.

UM is in its ninth season in the ACC.

UM has played in the postseason 13 of the past 18 years, five of which were in the NCAA Tournament.

The Hurricanes have advanced to the postseason six times in eight seasons, with five NIT appearances and one NCAA appearance.

In 14 years at George Mason, Larranaga led the Patriots to five NCAA Tournament appearances (2011, 2008, 2006, 2001, 1999), including the 2006 Final Four.

CANES AT HOME IN THE ACC

Miami is on a nine-game home ACC winning streak, dating back to last season. The Canes have defeated Wake Forest, Florida State (2x), Boston College (2x), Maryland, Duke, North Carolina and Virginia at the BankUnited Center in that span. Miami's last home ACC loss was Feb. 15, 2012, when North Carolina defeated the Canes 73-64. Coach L is 20-8 overall in ACC play at Miami, including 12-2 at home. Miami was 6-2 at the BUC in league play last year.

CANES DEFEND HOME COURT

The Hurricanes are 12-0 at the BankUnited Center in 2012-13 and are 119-47 overall in the BUC. The Hurricanes have notched double-digit home wins at the BankUnited in six-straight seasons and nine times in 10 full seasons calling the arena home.

HOME COURT ADVANTAGE

Miami has shot better than 42 percent from the field in 11 of its 12 home games, shooting a season-high 59.0 percent vs. Jacksonville. The Canes shot 56.9 percent against No. 1 Duke, hitting 58.6 percent in the first half and 55.2 percent in the second. Miami was consistent vs. Detroit hitting 14-27 shots (51.9 %) in both the first and second halves. The Canes have shot better than 60 percent in two home second halves, with 63.6 percent vs. SU and 62.5 percent vs. JU.

SELLING OUT THE BANKUNITED CENTER

Miami posted capacity crowds of 7,972 fans in wins over Florida State (1/27), No. 1 Duke (1/23), North Carolina (2/9) and Virginia (2/19). This year is the first time in program history that there have been back-to-back sellouts at the BankUnited Center and four games in the same season.

| Date | Opponent | Total |
|----------|----------------|-------|
| 02/19/13 | Virginia | 7,972 |
| 02/09/13 | North Carolina | 7,972 |
| 01/27/13 | Florida State | 7,972 |
| 01/23/13 | Duke | 7,972 |
| 02/13/11 | Duke | 7,972 |
| 02/26/12 | Florida State | 7,261 |
| 02/15/09 | North Carolina | 7,200 |
| 01/31/10 | Virginia Tech | 7,189 |
| 02/15/12 | North Carolina | 7,071 |

Opening night

| | | |
|----------|----------------|-------|
| 01/04/03 | North Carolina | 6,826 |
|----------|----------------|-------|

RECORD STUDENT ATTENDANCE AT THE BUC

Miami has set a record for the most games with 1,200 or more students (4), and is on pace for a record student average attendance and cumulative season student attendance. The past average attendance was 641 per game, and UM is at 654 per game this season. The cumulative student attendance record is 10,269 and 6,541 students have already attended Miami's games, and the Canes have three remaining home contests.

CANES DOMINANT AT HOME

With the Feb. 10 win over UNC, Miami won four-straight home games by at least 22 points: No. 1 Duke +27, FSU +24, BC +22, UNC +26.

MIAMI VS. THE ACC IN THE COACH L ERA

After defeating NC State on Feb. 2 and Virginia on Feb. 19, Miami has now defeated all 11 ACC opponents at least once in the Coach L era. In his first season at UM, Coach Larranaga and the Canes defeated eight of their 11 ACC opponents at least once. Coach L added three more teams this season, downing both UNC and NC State on their home courts and Virginia in Coral Gables. Last season Miami beat Boston College in both meetings, and downed five teams in their sole matchup - Clemson, Duke, Virginia Tech, Georgia Tech and Wake Forest. UM split games with Maryland and Florida State, but lost to North Carolina (twice), NC State (twice) and Virginia.

CANES ON THE ROAD IN THE ACC

This season Miami is 7-1 in ACC road games and 6-0 at home. Prior to this season, the Canes had totalled 16 ACC road wins, topping out at three - which UM accomplished in Larranaga's first season - and in both 2005-06 and 2004-05. The seven wins also

ties the number of ACC regular-season road wins UM has had in the previous four years combined.

Miami's six home wins tie last season and the 2007-08 season for most home ACC wins.

| Year | Home ACC | Road ACC |
|---------|----------|----------|
| 2012-13 | 6-0 | 7-0 |
| 2011-12 | 6-2 | 3-5 |
| 2010-11 | 4-4 | 2-6 |
| 2009-10 | 4-4 | 0-8 |
| 2008-09 | 5-3 | 2-6 |
| 2007-08 | 6-2 | 2-6 |
| 2006-07 | 3-5 | 1-7 |
| 2005-06 | 4-5 | 3-4 |
| 2004-05 | 4-4 | 3-5 |

METEORIC RISE IN NATIONAL POLLS

According to research by The AP, Miami is the sixth school to ascend from unranked to the top five in four weeks or less since the AP Top 25 began in 1989-90. Connecticut was the last school to make the leap, doing so in 2010-11. Syracuse (2009-10), Georgia Tech (2003-04), Arizona (1995-96) and Kansas (1989-90) have also gone from unranked to the top five in four weeks or less.

CANES IN THE POLLS

On Jan. 28, Miami made a historic climb in the national polls jumping 11 spots in the AP Poll and entering the USA TODAY poll for the first time since December 2008, posting a No. 14/15 ranking. According to the Associated Press, Miami's climb in the AP Poll was tied for the second-largest since the poll expanded to 25 teams in 1989-90. Arizona holds the record for the biggest rise, jumping 15 spots in November 1995. Miami's late-January rise is the second-latest behind UConn's +12 jump in March of 2011 after winning the BIG EAST Tournament.

Miami was No. 2/2 on Feb. 18, marking the school's highest rank in both the AP and USA TODAY. Miami's highest AP rank was No. 8, on March 1, 1960 and highest USA TODAY rank was No. 10 on March 1, 1999.

CANES IN THE TOP 10

| WEEK | AP POLL | UPI POLL (1960-97) | USA TODAY/ESPN (1997-2013) |
|------------|----------------------------|---------------------|----------------------------|
| 2/18/13 | 2nd (20 first place votes) | 2nd (7 first place) | |
| 2/11/13 | 3rd (17 first place votes) | 4th (5 first place) | |
| 2/25/13 | 5th (1,317 pts) | 7th (581 pts) | |
| 2/4/13 | 8th (1,132 pts) | 11th (485 pts) | |
| 3/1/60 | 8th (7 first place votes) | — | — |
| 2/24/60 | 9th (2 first place votes) | — | — |
| 3/1/99 | 9th (1230 pts) | 10th (473 pts) | |
| 3/8/99 | 10th (1089 pts) | 12th (444 pts) | |
| 2/10/60 | 10th | — | — |
| 2/16/60 | 10th (3 first place votes) | — | — |
| 1960 Final | 10th | — | — |

CANES IN THE TOP 25 SINCE JOINING ACC (2004-05)

| Week | AP | USA TODAY/ESPN |
|----------------|--------------------------|-------------------|
| 2007-08 | | |
| 12/17/07 | 22 (274 pts) | 22 (98 pts) |
| 12/24/07 | 19 (443 pts) | 19 (188 pts) |
| 1/7/08 | 25 (85 pts) | RV (21pts-27) |
| 1/14/08 | 21 (286 pts) | 24 (84 pts) |
| 2008-09 | | |
| Preseason | 17 (570 pts) | 16 (233 pts) |
| 11/17/08 | 17 (591 pts) | 16 (238 pts) |
| 11/24/08 | 22 (272 pts) | 21 (146 pts) |
| 12/1/08 | 21 (309 pts) | 22 (158 pts) |
| 12/8/08 | RV (63 pts-29th) | 25 (69 pts) |
| 2009-10 | | |
| 1/11/10 | 23 (189 pts) | RV (8 pts-35th) |
| 2012-13 | | |
| 1/21/13 | 25 (93 pts) | RV (49 pts) |
| 1/28/13 | 14 (894 pts) | 15 (326 pts) |
| 2/4/13 | 8 (1,132 pts) | 11 (485 pts) |
| 2/12/13 | 3 (17 first place votes) | 4 (5 first place) |
| 2/18/13 | 2 (20 first place votes) | 2 (7 first place) |
| 2/25/13 | 5th (1,317 pts) | 7th (581 pts) |

FIRSTS IN MIAMI BASKETBALL HISTORY

Miami basketball has encountered many "firsts" under Coach L.

2012-13

- Ranked No. 2/2 - Miami's program high.
- Miami is the first team to beat Duke and UNC by 20+ points in the same season since Maryland in '74-75 season.
- Miami is the first team to beat Duke and UNC by 25+ points since the start of ACC play in 1953.
- Defeated a No. 1 team (Duke).
- Ranked No. 8, tying the school's highest AP rank, on Feb. 4.
- Defeated all three teams in The Triangle in the same season: UNC, Duke and NC State.
- Defeated three teams in the Top 20 since joining the ACC. The last time was in 1999-00.
- Won at NC State in Raleigh.
- Defeated Duke twice within 12 months.
- 13-0 start in conference play.
- Ranked in top-15 since joining the ACC.
- Topped school-best nine ACC victories, which was set last season.
- Four capacity home crowds: vs. Duke, FSU, UNC and UVA.
- Students camped out for a game (Duke) more than four hours before tipoff. Then did it again for game vs. Florida State.
- Set a record for the most games with 1,200 or more students (4).
- On pace for a record student average attendance. The past average attendance was 641 per game, and UM is at 654 per game this season.
- On pace for a record cumulative season student attendance. The cumulative student attendance record is 10,269 and 6,541 students have already attended Miami's games, and the Canes have three remaining home contests.

MIAMI QUICK HITS

- Miami was the first ACC school not named Duke or North Carolina to start 12-0 in conference play since Virginia in 1981, when Coach L was an assistant with the Cavaliers. UVA. started that year 12-0.
- The Canes have won four ACC games in which they trailed at the half.
- Coach L is 22-8 overall in ACC play at Miami, including 12-2 at home and 10-6 on the road. He is 1-1 in the ACC Tournament and 1-1 in the NIT. His head coaching career also includes a 14 years at George Mason (1997-2011), an 11-year stint at Bowling Green (1987-97) and two seasons at American International (1977-79).
- The Canes defense is holding opponents to less than 60 points per game (58.4) in ACC play. Overall, Miami has held 15 teams to less than 60 points this season, including 10 of the last 15 opponents (UNC recorded 61, Duke scored 63 and VT notched 64). In Larrañaga's two-year tenure, UM has held 27 teams to less than 60 points.
- Miami has trailed in 17 of its 22 wins, including an 12-point deficit at Virginia Tech late in the first half.
- Miami has made more 3-pointers than its opponent in 14 of 26 games this season. In 2011-12, UM tied or hit more than its opponent from distance in 26 of 33 games.
- Miami has shot better than 45 percent from the floor in 28 halves this season and overall in 17 games.
- Only 16 opponents - five this season - have shot 45 percent or better from the floor against UM since Jim Larrañaga became the head coach.
- Miami has held 26 opponents (9 ACC) to less than 60 points since Larrañaga arrived.
- The Canes have held 45 opponents to less than 41 percent from the field under Coach L, including 17 of 26 this season. This season five opponents have not shot 31 percent, including No. 1 Duke.

MIAMI DURING THE 14-GAME WINNING STREAK

- UM posted a 14-game winning streak from Jan. 2 - Feb. 23. *See the complete stat sheet on page 9 of the notes.*
- Miami's last 14-game winning streak was in 2001-02, when the Canes started the season 14-0. UM went on to a 24-8 record and an appearance in the NCAA tournament. UM also posted a 14-game winning streak in the 1946-47 season.
- The Canes won seven road games, all against ACC opponents.
- Miami outrebounded nine of 14 opponents, posting a +4.1 margin. UM recorded +12 against FSU and Boston College, and + 8 against Duke.
- UM trailed at the half in five games, including being down by six points vs. La Salle and at NC State, three at VT and by two points at UNC and BC.
- Miami outshot its opponents 46.7 percent to 37.9 percent from the field.
- UM made 1.7 more 3-pointers (7.0-5.3) per game.
- The Canes posted 6.4 steals and 5.4 blocks per game, compared to 5.8 spg and 2.9 bpg by the opponents.
- Miami outscored its opponents 528-427 (7.2 ppg) in the second half.
- Three players averaged at least 10 points and three Canes had at least 6.3 rebounds per night.
- Kenny Kadji lead the way with 13.6 points. Reggie Johnson had 6.8 rebounds in his nine of 14 outings during the streak.

RION BROWN

- Scored in double digits five times this year, including two-straight games against BC and UNC, and three of the last six outings.
- Shot better than 43 percent from the field eight times, including 81.8 percent (9-11) at Georgia Tech.
- Hit multiple 3-pointers six times.

JULIAN GAMBLE

- Recorded one double-double this season and missed his second with 11 points and nine rebounds against Indiana State.
- Made at least 40 percent of his shots from the field in 18 games.
- Grabbed at least five rebounds in 15 games and in 14 of the last 18 outings.
- Has more or equal offensive rebounds than defensive rebounds in eight games.
- Blocked a shot in 16 straight games and 20 total games. He has recorded multiple blocks 16 times and at least four blocks six times.
- One of six Hurricanes to pull down double-digit rebounds in a game (Larkin, Kadji, Johnson, Gamble, Scott, McKinney Jones).

REGGIE JOHNSON

- Recorded four double-doubles in 16 games played this season.
- Scored in double digits six times, including 22 points in the season opener against Stetson.
- Grabbed at least nine rebounds in eight games.
- Dished out an assist in 12 of 16 games.
- Blocked a shot in 12 games, and recorded at least three blocked shots in three outings.

TONYE JEKIRI

- Played at least six minutes in 18 of his 24 games.
- Pulled down a rebound in 17 games, including 12 of 14 straight appearances.
- Grabbed at least two rebounds in nine of 14 ACC outings.
- Scored at least two points in 10 of 14 ACC outings.

KENNY KADJI

- Recorded four double-doubles this season and missed a double-double by either one or two rebounds in four outings.
- Scored in double digits in 15 of 17 straight games and in 21 games total.
- Shot better than 43 percent from the field in 15 outings, and better than 40 percent from distance 10 times.
- Hit multiple 3-pointers in 10 games. He has hit a three in all but six games.
- Grabbed at least five rebounds in 19 games. He has recorded more or equal offensive rebounds than defensive rebounds in five games.
- Blocked a shot in all but five games. He has multiple blocks in 11 games and at least three in three outings.
- One of six Hurricanes to pull down double-digit rebounds in a game (Larkin, Kadji, Johnson, Gamble, Scott, McKinney Jones).

SHANE LARKIN

- Has a steal in all but three games, and has multiple steals in 15 games. Has three or more steals in nine games.
- Dished out three or more assists in 22 games, five or more 13 times and nine once.
- Even as a 5-10 point guard, Shane Larkin has grabbed at least four rebounds in 15 games.
- Recorded a 3-pointer in all but three games and multiple threes in 14 games.
- Shot 50 percent for better from the field in 14 games and at least 55 percent in seven of last 10 outings.

TREY MCKINNEY JONES

- Scored in double digits in 14 total games.
- Shot better than 45 percent from the field in 11 games and better than 32 percent from distance in 14 outings.
- Hit multiple 3-pointers in 11 games.
- Leads the team with his 85.5 percent clip at the free throw line. He has been perfect from the line in 11 outings, topped with 7-of-7 at Hawai'i and 6-of-6 vs. Jacksonville.
- One of six Hurricanes to pull down double-digit rebounds in a game (Larkin, Kadji, Johnson, Gamble, Scott, McKinney Jones).
- Dished out an assist in all but three games, multiple assists in 14 games and set a career high mark of seven against Maryland.

DURAND SCOTT

- Has scored 10 or more points in 79 of his last 96 games and his 1,522 career points are among the top active ACC players.
- Shot 50 percent for better from the field in 11 games.
- Has drained multiple 3-pointers in eight games.
- At least three assists in 13 games and at least four in nine outings.
- Recorded multiple steals in 15 games.
- One of six Hurricanes to pull down double-digit rebounds in a game (Larkin, Kadji, Johnson, Gamble, Scott, McKinney Jones).

CANES IN THE NCAA TOURNAMENT

| Season | Coach | Overall | Conf. | Record |
|---------|------------------|---------|-------|--------|
| 1959-60 | Bruce Hale | 23-4 | | 0-1 |
| 1997-98 | Leonard Hamilton | 18-10 | 11-7 | 0-1 |
| 1998-99 | Leonard Hamilton | 23-7 | 15-3 | 1-1 |
| 1999-00 | Leonard Hamilton | 23-11 | 13-3 | 2-1 |
| 2001-02 | Perry Clark | 24-8 | 10-6 | 0-1 |
| 2007-08 | Frank Haith | 23-11 | 8-8 | 1-1 |

20-WIN SEASONS AT MIAMI

| Season | Coach | Overall | Conf. | W-L | Postseason |
|---------|------------------|---------|----------|------|------------|
| 1946-47 | Hart Morris | 20-7 | | | |
| 1959-60 | Bruce Hale | 23-4 | | | NCAA |
| 1960-61 | Bruce Hale | 20-7 | | | NIT |
| 1962-63 | Bruce Hale | 23-5 | | | NIT |
| 1963-64 | Bruce Hale | 20-7 | | | NIT |
| 1964-65 | Bruce Hale | 22-4 | | | |
| 1998-99 | Leonard Hamilton | 23-7 | BIG EAST | 15-3 | NCAA |
| 1999-00 | Leonard Hamilton | 23-11 | BIG EAST | 13-3 | NCAA |
| 2001-02 | Perry Clark | 24-8 | BIG EAST | 10-6 | NCAA |
| 2007-08 | Frank Haith | 23-11 | ACC | 8-8 | NCAA |
| 2009-10 | Frank Haith | 20-13 | ACC | 4-12 | |
| 2010-11 | Frank Haith | 21-15 | ACC | 6-10 | NIT |
| 2011-12 | Jim Larrañaga | 20-13 | ACC | 9-7 | NIT |
| 2012-13 | Jim Larrañaga | 22-4 | ACC | 13-1 | |

FIRSTS UNDER JIM LARRAÑAGA

First game: Nov. 11, 2011 vs. Tennessee Tech. W, 69-58.
 First starting lineup: Malcolm Grant, Durand Scott, Garrius Adams, Erik Swoope, Kenny Kadji.
 First opening tip: Miami – Kenny Kadji.
 First UM FG: 18:38, Durand Scott, 3-pointer.
 First lead: 18:38, 3-0.
 First halftime score: Tennessee Tech 32, Miami 27.
 First win: Nov. 11, 2011. Miami 69, Tennessee Tech 58.
 Attendance at first game: 3,600.
 First loss: Nov. 25, 2011 at Ole Miss, 64-61 (OT).
 First road win: Dec. 22, 2011 at Charlotte, 76-61.
 First ACC game: Jan. 7, 2012 at Virginia, L, 52-51.
 First ACC win: Jan. 18, 2012 vs. Clemson, 76-73.

**JIM LARRAÑAGA = PROGRAM CHANGER
 In Coach L's 14 Seasons at George Mason ...**

- .626 winning percentage
- 13 straight winning seasons
- A Final Four appearance
- 5 trips to the NCAA tournament
- 9 postseason appearances
- First national ranking
- First appearance in Top 10
- First wins over Top 10 teams
- Winningest coach in league history

Seven Seasons before Coach L at GMU...

- .340 winning percentage
- 7 straight losing seasons
- 0 postseason appearances
- Worst team in the CAA

WEIGHT ROOM GAINS

UM has made great strides in the weight room since the arrival of Coach Jim Larrañaga and strength & conditioning coach Jim Krumpos. When Krumpos first arrived at Miami in the spring of 2011, the team bench pressed an average of 231 pounds. By the fall of 2011, that number jumped to 257 lbs, and in the fall of 2012, the Canes are benching 270. In the vertical jump, the players averaged 32.4 inches in the spring of 2011, 34.4 inches in the fall of 2011 and are now at 35 inches. The team also averages 270 lbs. in the front squat. Some impressive individual numbers include: Bishop Daniels gained six inches on his vertical jump; Kenny Kadji lost 20 pounds and gained strength; Erik Swoope benches 340 pounds.

MIAMI'S 2012-13 RECORD WHEN...

| Record | Overall | ACC |
|---|---------|------|
| All games | 22-4 | 13-1 |
| Home | 12-0 | 6-0 |
| Away | 10-2 | 7-1 |
| Neutral | 0-2 | |
| | | |
| November | 4-1 | |
| December | 4-2 | |
| January | 8-0 | 7-0 |
| February | 6-1 | 6-1 |
| March | | |
| April | | |
| | | |
| Vs. Top 10 opponents | 1-1 | |
| Vs. Top 25 opponents | 3-1 | |
| Vs. RV opponents | 2-0 | |
| Vs. teams over .500 on game day | 19-2 | |
| Vs. teams under .500 on game day | 1-2 | |
| Vs. teams at .500 on game day | 2-0 | |
| While UM is in the top 25 | 9-1 | |
| While UM is RV (only) | 6-2 | |
| In overtime games | 0-1 | |
| | | |
| Leading at halftime | 15-1 | |
| Trailing at halftime | 6-3 | |
| Tied at halftime | 1-0 | |
| Single overtime | 0-1 | |
| Double overtime | -- | |
| Leading with 2:00 left in regulation | 19-1 | |
| Trailing with 2:00 left in regulation | 3-3 | |
| Tied with 2:00 left in regulation | -- | |
| | | |
| UM shoots 50% or better from field | 6-0 | |
| UM shoots 40-49% from field | 14-0 | |
| UM shoots under 40% from field | 2-4 | |
| Opp. shoots 50% or better from field | 1-1 | |
| Opp. shoots 40-49% from field | 7-2 | |
| Opp. shoots under 40% from field | 13-1 | |
| UM shoots 70% or better from the line | 9-0 | |
| UM shoots less than 70% from the line | 13-4 | |
| | | |
| UM has more 3-point FGs | 11-2 | |
| UM has fewer 3-point FGs | 11-2 | |
| 3-point FGs are even | -- | |
| | | |
| Four or more Canes in double figures | 13-1 | |
| Three Canes score in double figures | 6-2 | |
| Two or less Canes score in double figures | 3-1 | |
| | | |
| UM outrebounds opponent | 15-1 | |
| Opp. outrebounds UM | 6-3 | |
| Tied in rebounds | 1-0 | |
| UM records 10 or more steals | 4-1 | |
| UM records 15 or more assists | 7-0 | |
| UM commits less than 15 turnovers | 18-3 | |
| UM commits 15 or more turnovers | 4-1 | |
| UM commits less turnovers than opp. | 10-3 | |
| UM commits more turnovers than opp. | 9-1 | |
| Tied in turnovers | 3-0 | |
| | | |
| UM scores 59 points or less | 3-3 | |
| UM scores between 60-69 points | 4-1 | |
| UM scores between 70-79 points | 12-0 | |
| UM scores between 80-89 points | 2-0 | |
| UM scores between 90-99 points | 1-0 | |
| UM scores 100 or more points | -- | |
| | | |
| Playing during the afternoon | 5-2 | |
| Playing in the evening (5 p.m. or later) | 17-2 | |
| Games decided by three points or less | 3-1 | |
| Games decided by four to 10 points | 7-0 | |
| Games decided by 11-20 points | 6-3 | |
| Games decided by more than 20 points | 6-0 | |

COACH L IN THE TOP 10

Miami coach Jim Larranaga is the 10th coach in the last 10 years to lead two top-10 programs, according to research by the AP.

Miami was No. 2 on Feb. 18, and following the 2006 season, George Mason was listed as the No. 8 team in the nation in the USA TODAY Coaches Poll on March 28.

The other nine coaches are: John Calipari - Memphis, Kentucky; Mark Gottfried - Alabama, North Carolina State; Tubby Smith - Kentucky, Minnesota; Kelvin Sampson - Oklahoma, Indiana; Bob Huggins - Cincinnati, West Virginia; John Beilein - West Virginia, Michigan; Mark Turgeon - Wichita State, Texas A&M; Tom Crean - Marquette, Indiana; Sean Miller - Xavier, Arizona.

MIAMI STARTS 13-0 IN ACC

Thanks to the ACC and AP for the following notes:

Miami started the 2013 ACC season 13-0

- The last ACC team to go 13-0 was Duke in 2005-06.
- The last ACC team to go 14-0: Duke, 2005-06 (then lost last 2).
- The last ACC team besides Duke or UNC: Never.
- Duke was 16-0 in 1998-99, the only perfect mark in ACC history.
- Miami was the first ACC school not named Duke or North Carolina to start 12-0 in conference play since Virginia in 1981, when Coach L was an assistant with the Cavaliers. UVA. started that year 12-0. NC State went 12-0 in 1972-73.

FOUR 20+ POINT WINS IN ACC PLAY

According to @STATS_CBK: The @CanesHoops team has 4 conference wins this year by at least 20 pts. In its previous 8 seasons in the ACC, they had 5 such wins combined. This season Miami has defeated Duke (+27), North Carolina (+26), Florida State (+24) and Boston College (+22) at home.

LARKIN A BOB COUSY AWARD FINALIST

Shane Larkin has been named a Bob Cousy Award finalist, listing the sophomore as one of the top 12 point guards in the nation. Larkin joins ACC peer Lorenzo Brown (NC State) and 2012-13 opponent Keith Appling (Michigan State) on the list.

WRAPPING UP MIAMI AT WAKE FOREST

Starters: Shane Larkin, Durand Scott, Trey McKinney Jones, Kenny Kadji and Julian Gamble ... The Hurricanes suffered their first conference loss of the season and their first loss of the 2013 calendar year. The loss snapped their 14-game winning streak and a 13-game ACC winning streak this season. Miami's last loss came on Dec. 25, 2012 vs. Indiana State ... The Hurricanes have scored less than 70 points in three straight games after scoring 70 or more points in their previous seven games ... Miami is 6-9 in the all-time series against Wake Forest, including a 1-7 mark on the road ... Wake Forest is only the second team this season to shoot better than 50% against the Hurricanes (54.2%). The last team to do so was NC State, shooting 53.8% on Feb. 2, 2013 ... Rion Brown, who finished the game with six rebounds, was one shy of his season high of seven, which he recorded against Jacksonville on Nov. 16, 2012 ... All nine Hurricanes who played in today's game recorded at least two points and two rebounds.

MILESTONE NUMBERS FOR THREE CANES

With six points against Virginia, Durand Scott has topped the 1,500 point plateau in his four years with the Canes. He is the 10th player in Miami history to score 1,500 points in his career. Scott has started 116 games at Miami, the most by a Cane, topping Darius Rice's 113 from 2000-04.

Sophomore PG Shane Larkin has 111 assists in 26 games this season. A year ago, Larkin posted 81 assists in 32 seasons. Teammate Durand Scott has posted a pair of 100-assist seasons, his freshman (113) and sophomore (112) campaigns, added to 93 last year. Scott has 63 as-stists in 21 games this year.

With 14 points against Florida State on Feb. 13, Reggie Johnson became the 34th Cane to top the 1,000 point plateau, joining teammate Durand Scott on the list. Johnson notched 204 points in 32 games as a freshman, 430 in 36 games his sophomore season and 231 in just 23 games last year.

GAMBLE HOSTS A 3.6-SECOND BLOCK PARTY

From the AP's @TimReynolds: Over one stretch of his Miami career, Julian Gamble played 73 minutes without a blocked shot. He blocked three in 3.6 seconds against Virginia.

MIAMI'S LARGEST IN 2012-13

| | |
|-------------------------|-----------------------------|
| Lead | 34 vs. Duke, 1/23 |
| Deficit | 26 vs. Arizona, 12/23 |
| Margin of Victory | 31 vs. Charlotte, 12/14 |
| Margin of Defeat | 19 vs. Arizona, 12/23 |
| Halftime Lead | 23 vs. Duke, 1/23 |
| Halftime Deficit | 13 at Wake Forest, 2/23 |
| Deficit in Win | 12 at Virginia Tech, 1/30 |
| Halftime Deficit in Win | 6 vs. La Salle, 1/2 |
| Lead in Loss | 10 at FGCU, 11/13 |
| Halftime Lead in Loss | 2, vs. Indiana State, 12/25 |

DOUBLE-DOUBLES in 2012-13

| Player | Date | Opponent | Pts | Reb |
|-----------------------|----------|------------------|------|------|
| Julian Gamble | 12/22/12 | vs. Hawai'i | 16 p | 13 r |
| Reggie Johnson | 11/09/12 | vs. Stetson | 22 p | 11 r |
| | 11/28/12 | vs. Michigan St. | 10 p | 11 r |
| | 12/01/12 | at UMass | 19 p | 13 r |
| | 12/18/12 | at UCF | 16 p | 13 r |
| Kenny Kadji | 11/09/12 | vs. Stetson | 12 p | 12 r |
| | 11/24/12 | vs. Detroit | 14 p | 11 r |
| | 01/02/13 | vs. La Salle | 14 p | 11 r |
| | 01/05/13 | at Georgia Tech | 11 p | 14 r |
| Shane Larkin | 1/23/13 | vs. Duke | 18 p | 10 r |
| Durand Scott | 12/14/12 | vs. Charlotte | 16 p | 12 r |

20-POINT GAMES IN 2012-13

| | | | |
|----|----------------|----------|--------------------|
| 27 | Shane Larkin | 11/16/12 | vs. Jacksonville |
| 25 | Shane Larkin | 1/30/13 | at Virginia Tech |
| 25 | Durand Scott | 01/23/13 | vs. Duke |
| 22 | Shane Larkin | 2/13/13 | at Florida State |
| 22 | Kenny Kadji | 01/23/13 | vs. Duke |
| 22 | Reggie Johnson | 11/09/12 | vs. Stetson |
| 22 | Rion Brown | 02/05/13 | vs. Boston College |
| 22 | Rion Brown | 01/05/13 | at Georgia Tech |
| 20 | Durand Scott | 12/22/12 | at Hawai'i |

AT THE BANKUNITED CENTER (BUC)

| Year | Season | Cumulative |
|----------|--------|------------|
| 2002-03* | 4-5 | |
| 2003-04 | 10-8 | 14-13 |
| 2004-05 | 11-5 | 25-18 |
| 2005-06 | 11-5 | 36-23 |
| 2006-07 | 8-7 | 44-30 |
| 2007-08 | 14-2 | 58-32 |
| 2008-09 | 12-4 | 70-36 |
| 2009-10 | 12-4 | 82-40 |
| 2010-11 | 13-4 | 95-44 |
| 2011-12 | 12-3 | 107-47 |
| 2012-13 | 12-0 | 119-47 |

*Opening Day at the BankUnited Center
Jan. 4, 2003 vs. North Carolina, W,OT 64-61

LED (TIED) THE TEAM IN....

| Player | Points | Rebounds | Assists | Steals | Blocks |
|-----------------------|--------|----------|---------|--------|--------|
| Akpejori | - | - | - | (1) | - |
| Daniels | - | - | - | 1 (1) | - |
| Brown | 2 | 1 (1) | - | (1) | (1) |
| Gamble | - | 2 (3) | - | (1) | 10 (5) |
| Jekiri | - | - | - | - | 1 |
| Johnson | 2 | 8 (1) | - | (1) | 3 (1) |
| Kadji | 6 | 4 (4) | - | 1 (1) | 5 (6) |
| Larkin | 6 (2) | 2 (1) | 18 (3) | 7 (9) | - |
| McKinney Jones | 2 | 1 | 2 | 2 (3) | - |
| Scott | 6 (2) | 2 (2) | 3 (2) | 4 (6) | - |
| Swoope | - | - | - | - | (1) |

MBB INKS BURNETT AND REED TO NLI

Jim Larrañaga has announced the signing of Deandre Burnett and Davon Reed to National Letters of Intent, on Nov. 20.

Burnett is a 2012 Parade All-American, one of only two players from the state of Florida and one of five Atlantic Coast Conference recruits to earn the honor. Originally from Florida, Burnett is currently attending Massanutten Military Academy (Va.).

At 6-1, 190 pounds, the shooting guard averaged 36.2 points, six rebounds and four assists per game as a senior at Carol City High School in Miami Gardens, Fla. The fourth leading scorer in the nation notched 45 points three times in his final prep season, earning first team Miami-Dade County honors as a junior while leading the Chiefs to an 18-4 record. He has averaged more than 20 points per game since his sophomore campaign.

Burnett played AAU ball for Team U and is touted for his ability to attack the basket in transition, score through contact and pressure the ball full court.

Burnett chose Miami over offers from Virginia, Mississippi, South Carolina, La Salle, FAU, Georgia Southern, FIU and Stetson. He is Larrañaga's third signee from the state of Florida, joining current Hurricanes sophomore Shane Larkin (Dr. Phillips) and freshman Tonye Jekiri (Champagnat).

Reed, a native of Princeton, N.J., is a four-star swingman listed as a Top 100 player (No. 97) by Rivals.com and No. 78 in the Class of 2013 by ESPN. He is the third-best talent in New Jersey and 18th best nationally at the shooting guard position, according to ESPN.com and Rivals ranks him as 24th among shooting guards.

He is a 6-6, 195-pound guard who averaged 27 points and nine rebounds per game for Princeton Day School (N.J.) last season. He enters his senior season with 1,473 points in 78 career games, an 18.9 ppg clip.

He is a multidimensional, athletic player who can handle the ball, has a solid shot and can defend the perimeter. He can play the 2 or the 3, and can defend the 1, 2 or 3 positions.

This summer, Reed participated in the Kevin Durant Skills Academy and played the AAU circuit with Team Final from New Jersey.

Reed chose Miami over offers from Wake Forest, Cincinnati, Xavier and Memphis, among others.

ACC COACHES TELECONFERENCE

The 12 ACC head basket-ball coaches will be featured on nine Monday teleconferences during the 2012-13 season. The season's first teleconference will take place on Jan. 7, 2013, and continue through March 11. Each coach will have 10 minutes to make an opening statement and answer questions. There will be an instant replay of each teleconference on the Conference's internet site TheACC.com each Monday afternoon.

| | |
|---------------------------------|--------------|
| Jeff Bzdelik, Wake Forest | 10:30 |
| James Johnson, Virginia Tech | 10:40 |
| Tony Bennett, Virginia | 10:50 |
| Mark Gottfried, NC State | 11:00 |
| Roy Williams, North Carolina | 11:10 |
| Jim Larrañaga, Miami | 11:20 |
| Mark Turgeon, Maryland | 11:30 |
| Brian Gregory, Georgia Tech | 11:40 |
| Leonard Hamilton, Florida State | 11:50 |
| Mike Krzyzewski, Duke | 12:00 |
| Brad Brownell, Clemson | 12:10 |
| Steve Donahue, Boston College | 12:20 |
| Media Phone Number: | 913-312-0641 |

20-WIN SEASON FOR MIAMI

With a 22-4 record, Miami has posted its 14th 20-win season, and Coach Larrañaga's second-straight with the Hurricanes. UM's best record was the 24-8 season in 2001-02 under Perry Clark, when the Canes were 10-6 in the BIG EAST and went to the NCAA Tournament. Last year the Canes were 20-13 overall, 9-7 in the ACC and played in the NIT. *A complete list of 20-win seasons is on page 4 of the notes.*

SCORING FROM EVERYONE

In Miami's 26 games, seven players have notched at least 15 points in a game. Durand Scott leads the way with 13 times, followed by eight times by Shane Larkin and seven from Kenny Kadji.

- Durand Scott: 15 (5x), 16, 17 (3x), 18 (2x), 20, 25
- Shane Larkin: 15 (2x), 18 (3x), 22, 25, 27
- Kenny Kadji: 16, 17 (2x), 18 (2x), 19, 22
- Reggie Johnson: 15, 16, 19, 22
- Julian Gamble: 16 (2x)
- Rion Brown: 22 (2x)
- Trey McKinney Jones: 15, 18

DOWNING DUKE AND UNC BY 20+

This season the Hurricanes defeated Duke 90-63 and UNC 87-61. Miami is the first team to beat Duke and UNC by 20+ points in the same season since Maryland in '74-75 season and the first team to beat Duke and UNC by 25+ points since the start of ACC play in 1953.

40 WINS FOR COACH L, 20 IN ACC

In just two seasons with the Canes, Coach L has posted a 42-17 record, with more than half of those victories coming in ACC play. In his first year, he was 9-7 in the league and this year the Canes are 13-0.

COACHING COORDINATORS FOR UM

Miami's assistant coaching staff is set up in a coordinator system, with Eric Konkol as the offensive coordinator, Michael Huger manning the defense and Chris Caputo handling the scout for every opponent.

LARKIN ACC AND NATIONAL PLAYER OF THE WEEK

Sophomore Shane Larkin has earned Oscar Robertson National Player of the Week by the USBWA and ACC Player of the Week honors after leading the Canes to a pair of conference road wins against Virginia Tech and No. 19 NC State. The sophomore averaged 19.0 points, 4.0 assists, 4.0 steals, 3.0 rebounds and 1.0 blocks in 38.5 minutes per game for the No. 14/15 Miami Hurricanes. Larkin hit 60.9 percent (14-23) from the field and hit 7-15 (46.7%) from distance in his two outings.

HOLDING OPPONENTS TO LESS THAN 50 PERCENT

Miami has allowed only two opponents to shoot better than 50.0 percent from the field this season - NC State hit 53.8 percent of its shots and Wake Forest knocked down 54.2 percent. Florida Gulf Coast hit 25-51 for the third-highest mark of 49.0 percent. Miami has hit more than half of their shots five times, including 59.0 percent vs. Jacksonville and 56.9 percent vs. No. 1 Duke.

WHO SCORED FIRST?

Miami is 8-1 when Kenny Kadji is the first Cane to score, and 5-0 when Durand Scott scores Miami's first points in the game. UM is 3-0 when Larkin scored first and 3-2 with Julian Gamble, 2-0 after Rion Brown does, 1-1 with Trey McKinney Jones.

CANES IN THE PROS

| | |
|----------------|--------------------------------------|
| DeQuan Jones | Orlando Magic |
| James Jones | Miami Heat |
| John Salmons | Sacramento Kings |
| Jack McClinton | Fort Wayne Mad Ants (D-League) |
| Adrian Thomas | Bakersfield Jam (D-League) |
| Brian Asbury | Cajasol Banca Civica Sevilla (Spain) |
| Malcolm Grant | Wollongong Hawks (Australia) |
| Lance Hurdle | Wollongong Hawks (Australia) |
| Anthony King | Artland Dragons (Germany) |

2012-13 Record Chasers

REBOUNDS, CAREER

| | |
|----------------------------------|------------|
| 1. Rick Barry, 1962-65 | 1,274 |
| 2. Willie Allen, 1968-71 | 916 |
| 3. Harry Manushaw, 1958-61 | 914 |
| 7. Anthony King, 2003-08 | 824 |
| 8. Reggie Johnson, 2009-p | 795 |

BLOCKED SHOTS, CAREER

| | |
|------------------------------------|------------|
| 1. Constantin Popa, 1991-95 | 263 |
| 5. Tito Horford, 1986-88 | 125 |
| 6. Dennis Burns, 1985-89 | 123 |
| 7. Julian Gamble, 2009-p | 121 |
| 8. Elton Tyler, 1997-2000, 2001-02 | 114 |
| 9. Reggie Johnson, 2009-p | 112 |

POINTS SCORED (FG-FT), CAREER

| | |
|------------------------------------|--------------|
| 1. Rick Barry, 1962-65 (816-666) | 2,298 |
| 2. Eric Brown, 1985-89 (805-633) | 2,270 |
| 8. Dennis Burns, 1985-89 (690-205) | 1,594 |
| 9. Dick Hickox, 1958-61 (560-409) | 1,529 |
| 10. Durand Scott, 2009-p | 1,522 |

ASSISTS, CAREER

| | |
|--------------------------------|------------|
| 1. Vernon Jennings, 1996-00 | 520 |
| 2. Kevin Norris, 1994-98 | 493 |
| 3. John Salmons, 1998-02 | 429 |
| 4. Kevin Presto, 1985-98 | 412 |
| 5. Thomas Hocker, 1987-90 | 384 |
| 6. Durand Scott, 2009-p | 382 |

GAMES STARTED, CAREER

| | |
|--------------------------------|------------|
| 1. Durand Scott, 2009-p | 116 |
| 2. Darius Rice, 2000-04 | 113 |

STEALS, CAREER

| | |
|--------------------------------|------------|
| 1. Kevin Norris, 1994-98 | 208 |
| 2. Vernon Jennings, 1996-00 | 199 |
| 3. John Salmons, 1998-02 | 192 |
| 6. Jake Morton, 1988-93 | 167 |
| 7. Durand Scott, 2009-p | 156 |

STARTERS BY GAME

| | | | | | |
|-----------|--------|-------|----------------|-------|---------|
| SU | Larkin | Brown | McKinney Jones | Kadji | Johnson |
| FGCU | Larkin | Brown | McKinney Jones | Kadji | Johnson |
| JU | Larkin | Brown | McKinney Jones | Kadji | Gamble |
| Detroit | Larkin | Scott | McKinney Jones | Kadji | Gamble |
| MSU | Larkin | Scott | McKinney Jones | Kadji | Johnson |
| UMass | Larkin | Scott | McKinney Jones | Kadji | Johnson |
| Charlotte | Larkin | Scott | McKinney Jones | Kadji | Johnson |
| UCF | Larkin | Scott | McKinney Jones | Kadji | Johnson |
| Hawai'i | Larkin | Scott | Brown | Kadji | Gamble |
| Arizona | Larkin | Scott | Brown | Kadji | Gamble |
| Ind. St. | Larkin | Scott | McKinney Jones | Kadji | Gamble |
| LaSalle | Larkin | Scott | McKinney Jones | Kadji | Gamble |
| Ga. Tech | Larkin | Scott | McKinney Jones | Kadji | Gamble |
| UNC | Larkin | Scott | McKinney Jones | Kadji | Gamble |
| MD | Larkin | Scott | McKinney Jones | Kadji | Gamble |
| BC | Larkin | Scott | McKinney Jones | Kadji | Gamble |
| Duke | Larkin | Scott | McKinney Jones | Kadji | Gamble |
| FSU | Larkin | Scott | McKinney Jones | Kadji | Gamble |
| VT | Larkin | Scott | McKinney Jones | Kadji | Gamble |
| NC State | Larkin | Scott | McKinney Jones | Kadji | Gamble |
| BC | Larkin | Scott | McKinney Jones | Kadji | Gamble |
| UNC | Larkin | Scott | McKinney Jones | Kadji | Gamble |
| FSU | Larkin | Scott | McKinney Jones | Kadji | Gamble |
| Clemson | Larkin | Scott | McKinney Jones | Kadji | Gamble |
| Virginia | Larkin | Scott | McKinney Jones | Kadji | Gamble |
| WF | Larkin | Scott | McKinney Jones | Kadji | Gamble |

RECORD BY STARTING LINEUP

| | |
|---|------|
| Larkin, Scott, McKinney Jones, Kadji, Gamble | 15-2 |
| Larkin, Scott, McKinney Jones, Kadji, Johnson | 4-0 |
| Larkin, Brown, McKinney Jones, Kadji, Johnson | 1-1 |
| Larkin, Brown, McKinney Jones, Kadji, Gamble | 1-0 |
| Larkin, Scott, Brown, Kadji, Gamble | 1-1 |

MIAMI DEFEATS THE NORTH CAROLINA TRIANGLE

For the first time in history, Miami has defeated all three teams in The Triangle - North Carolina, Duke and North Carolina State - in the same season. In 2008, Miami downed both Duke and NC State, but couldn't topple UNC. The Canes have defeated the three teams (4x) by a total of 63 points, this season. In Miami's nine previous wins over teams in The Triangle, the Canes outscored those teams by a total of 58 points.

| Opponent | Date | UM | Score | Location |
|----------|----------|----|------------|----------|
| Duke | 12/21/62 | W | 71-69 | H |
| UNC | 1/4/03 | W | 64-61 (OT) | H |
| NC ST | 1/9/05 | W | 67-66 | H |
| UNC | 1/14/06 | W | 81-70 | A |
| NC ST | 2/10/07 | W | 80-65 | H |
| Duke | 2/20/08 | W | 96-95 | H |
| NC ST | 3/13/08 | W | 63-50 | N |
| NC ST | 3/7/09 | W | 72-64 | H |
| Duke | 2/5/12 | W | 78-74 (OT) | A |
| UNC | 1/10/13 | W | 68-59 | A |
| Duke | 1/23/13 | W | 90-63 | H |
| NC ST | 2/2/13 | W | 79-78 | A |
| UNC | 2/9/13 | W | 87-61 | H |

UNDEFEATED IN JANUARY

Miami was a perfect 8-0 in January, posting a 7-0 ACC record. The last time UM was undefeated for an entire month was November 2009, when Miami was 7-0 in non-conference play. In conference action, Miami was 8-0 in February 1999.

GAMBLE STEPS UP IN ABSENCE OF JOHNSON

Julian Gamble moved into the starting lineup in the absence of Reggie Johnson and took full advantage of the opportunity. In nine games without Johnson, Gamble more than doubled his point production and increased his rebounds from less than two per game to 7.6 each night.

A year ago, Gamble didn't know if he'd be granted a sixth year of eligibility with the Canes. In his senior campaign, the native of Durham is posting career numbers, topping his junior year stats.

| | First 8 games | W/out Reggie | Jr. Year |
|----------|---------------|--------------|----------|
| Minutes | 13.0 | 27.0 | 15.2 |
| Points | 4.3 | 8.9 | 4.0 |
| Rebounds | 1.8 | 7.5 | 3.4 |
| Blocks | 0.6 | 2.3 | 0.8 |

LARKIN'S STAT LINE AGAINST NO. 1 DUKE

Shane Larkin notched his first career double-double with 18 points (8-of-14) and 10 rebounds. He added five assists and a steal in 36 minutes. Larkin is the first player with 18+ pts, 10+ reb, 5+ ast in win vs. No. 1 team since Dwyane Wade in 2003 regional final vs. Kentucky.

COACH L COACHING TREE

- Jamie Angeli - assistant - Stetson women
- Joe Barer - head coach in high school
- Scott Cherry - head coach - High Point
- Bill Courtney - head coach - Cornell
- Kent Dernbach - assistant - University of Wisconsin Stephens Point
- Brian Ellerbe - former head coach - Michigan. Now assistant - DePaul
- Jerry Francis - former head coach - Prairie View. Now head coach - high school
- Mike Gillian - head coach - Longwood
- Stan Heath - head coach - University of South Florida
- Marc Iavaroni - former head coach - Memphis Grizzlies. Now assistant - LA Clippers
- James Johnson - head coach - Va. Tech
- Derek Kellogg - head coach - UMass
- Scott Lombardi - assistant - George Mason
- Steve Merfeld - former head coach - Evansville. Now assistant - Creighton
- Keith Noftz - former assistant - Central Michigan. Now head coach - high school
- Jeff Schneider - former head coach - Cal Poly San Luis Obispo
- Anthony Solomon - former head coach - St. Bonaventure. Now assistant - Notre Dame
- Ricky Stokes - former head coach - Va. Tech
- Jeff Westlund - assistant - Bethel
- Ricky Yahn - assistant - Longwood

LARKIN IMPROVES IN YEAR TWO

Sophomore Shane Larkin has drastically improved his stat line in his second year with the Canes, averaging 13.1 ppg, 4.3 assists, 4.1 rpg and 2.1 steals through 26 games. In just 26 games, Larkin has already surpassed last season's 33-game totals of 32 3-point field goals, 81 assists and 50 total steals.

| Category | 2011-12 (33g) | '12-13 (22g) |
|---------------------|---------------|--------------|
| Points | 7.4 | 13.1 |
| FG Percent | 36.0 | 47.7 |
| 3-Point Field Goals | 32 | 47 |
| Assists | 81 | 111 |
| Steals | 50 | 54 |
| Rebounds | 2.5 | 4.1 |
| Minutes | 25.6 | 36.1 |

LARKIN IN THE AIR

At 5-11, sophomore point guard Shane Larkin grabbed 19 rebounds in two games with 10 against No. 1 Duke and nine vs. Florida State. He has pulled down at least four rebounds in nine of the last 13 games and 14 times this season.

Larkin also took flight offensively in the game against Duke, throwing down his first dunk of the season. Against Virginia Tech, Larkin blocked a pair of shots within six seconds of one another.

LARRAÑAGA EARNS 500th WIN

Head coach Jim Larrañaga is in his 29th season as a head coach, posted his 500th win at Georgia Tech on Jan. 5 in Atlanta. Entering the 2012-13 season, Coach L was tied for 20th on the list of winningest active Division-I head coaches. Currently 17 active D-I coaches have 500 wins.

LARRAÑAGA AND OBAMA

In his three visits to the UM campus in the past year, President Barack Obama was greeted by Coach Larrañaga and attended each event. Larrañaga has met the President a dozen times, dating back to Coach L's tenure in Fairfax, Va., at George Mason. Larrañaga's son, John, also plays basketball with the President.

CANES & COACH L MAKE COMMITMENT

The University of Miami and Coach Jim Larrañaga have agreed to terms on a three-year contract extension that will run through April 30, 2019. Larrañaga's extension adds three years to his existing five-year contract which began in April 2011.

CELTICS & LINSANITY ASSOCIATED WITH COACH L

Coach Jim Larrañaga's son, Jay, was hired by the Boston Celtics as an assistant coach for the 2012-13 season. Jay was previously the head coach of the Erie Bayhawks, the Knicks' Developmental League team where Jeremy Lin played one game before being sent to New York City. In that one game, Lin delivered the single-best performance by an Erie player this season notching the team's only triple-double thus far, scoring 28 points, dishing out 12 assists and grabbing 11 rebounds in the BayHawks' 122-113 win over Maine.

DEQUAN JONES STARTS FOR ORLANDO

Former Miami Hurricane DeQuan Jones was signed as a free agent on Sept. 29, 2012, making the Orlando Magic's 15-man opening night roster. He started the first two games of the season, and since then has played in 39 total games, starting 13, missing some time due to a groin and then a foot injury. He is averaging 3.3 ppg, 1.9 rpg, 0.3 bpg while shooting 42.2 percent in 12.7 mpg. As a senior in 2011-12, he averaged 5.9 points, 3.6 rebounds and 17.3 minutes in 23 games for UM. He participated in the 24th annual State Farm College Slam Dunk & 3-Point Championships at the Final Four, advancing to the semifinals of the slam dunk contest.

UM Communications

Assoc. AD for Communications Chris Freet
 c.freet@miami.edu
MBB Contact Amy Woodruff
Assistant Director of Communications
Work/Cell (305) 284-3241 / (813) 410-1194
Email a.woodruff@miami.edu
Website www.HurricaneSports.com

2012-13 UM Quick Facts

| | |
|--------------------------------------|--|
| Location | Coral Gables, Fla. |
| Stadium | BankUnited Center |
| Press Row | 305-284-2111 |
| Capacity | 7,200 |
| Enrollment | 15,524 |
| Founded | 1925 |
| Colors | Orange, Green, White |
| Nickname | Hurricanes |
| Mascot | Sebastian the Ibis |
| Conference | Atlantic Coast |
| President | Dr. Donna E. Shalala |
| Interim Director of Athletics | Blake James |
| Address | 5821 San Amaro Drive Coral Gables, Fla. 33146 |

| | |
|-----------------------------------|--------------|
| 2011-12 Overall Record | 20-13 |
| Home/Away/Neutral | 14-4/5-8/1-1 |
| 2011-12 ACC Record | 9-7 |
| 2011-12 ACC Finish | T-4 |
| Starters Returning / Lost | 4/1 |
| Lettermen Returning / Lost | 10/2 |

| | |
|-----------------------|-----------------------|
| Head Coach | Jim Larrañaga |
| Alma Mater | Providence, 1971 |
| Record at UM | 42-17 / second season |
| Overall Record | 512-351 / 29th season |

STAFF

- Eric Konkol Wisconsin-Eau Claire, '00
- Michael Huger Bowling Green, '94
- Chris Caputo Westfield (Mass.) State, '02
- Director of Operations Mike Summey
- Assoc. Director of Operations Jaime Vathielil
- Athletic Trainer Wes Brown
- Strength & Conditioning Coach Jim Krumpus

HISTORY

| | |
|-----------------------------------|--|
| First Season of Basketball | 1926 |
| Overall All-Time Record | 909-685 |
| Year UM Joined ACC | 2004-05 |
| NCAA Appearances | Six |
| | 1960, 1998, 1999, 2000, 2002, 2008 |
| Last NCAA Appearance | L, 75-72 |
| | Second Round vs. Texas, 2008 |
| NIT Appearances | 10 |
| | 1961, 1963, 1964, 1995, 1997, 2001, 2005, 2006, 2009, 2011 |
| Last NIT Appearance | L, 79-64 |
| | Quarterfinals vs. Alabama, 2011 |

COMMUNICATIONS POLICIES

All interview requests for assistant coaches or athletics department staff members must also be approved and cleared by the UM Communications office and/or basketball contact Amy Woodruff. Credential requests are taken via e-mail to Amy Woodruff (A.Woodruff@miami.edu). Any misuse of credentials will result in removal from the BankUnited Center and the permanent voiding of the credential. The UM locker room is closed at all times. For home games, Coach Larrañaga and a handful of Hurricane players will report to the media room for interviews following the opposing team's postgame press conference.

MIAMI IN NCAA STATS *As of Feb. 25*

| Category | Rank | Actual | National Leader | Actual |
|--|------|--------|-------------------|--------|
| Won-Lost Percentage (345 ranked) | 12 | 84.6 | Gonzaga | 93.1 |
| Final Points (345 ranked) | 217 | 1787.0 | Gonzaga | 2280.0 |
| Scoring Offense (345 ranked) | 140 | 68.7 | Northwestern St. | 83.7 |
| Scoring Defense (345 ranked) | 29 | 59.2 | Stephen F. Austin | 50.1 |
| Scoring Margin (345 ranked) | 44 | 9.5 | Indiana | 21.3 |
| Field-Goal Percentage (345 ranked) | 60 | 45.8 | Weber St. | 51.4 |
| Field-Goal Percentage Defense (345 ranked) | 16 | 38.4 | Kansas | 35.5 |
| Three-Point Field Goals Per Game (345 ranked) | 125 | 6.5 | Iowa St. | 9.6 |
| Three-Point Field-Goal Percentage (345 ranked) | 99 | 35.3 | Weber St. | 42.8 |
| Three Pt FG Defense (345 ranked) | 54 | 30.9 | Southern U. | 27.3 |
| Free-Throw Percentage (345 ranked) | 280 | 65.5 | Davidson | 81.8 |
| Rebound Margin (345 ranked) | 117 | 2.2 | Colorado St. | 12.9 |
| Assists Per Game (345 ranked) | 267 | 11.5 | Ohio | 18.6 |
| Assist Turnover Ratio (345 ranked) | 122 | 1.03 | Notre Dame | 1.6 |
| Blocked Shots Per Game (345 ranked) | 31 | 5.0 | St. John's (NY) | 7.4 |
| Steals Per Game (345 ranked) | 180 | 6.7 | VCU | 12.1 |
| Final Opp Points (345 ranked) | 327 | 1539.0 | Longwood | 2365.0 |
| Turnovers Per Game (345 ranked) | 24 | 11.2 | Wisconsin | 9.4 |
| Turnover Margin (345 ranked) | 114 | 1.1 | VCU | 8.0 |
| Personal Fouls Per Game (345 ranked) | 10 | 14.3 | Michigan | 12.2 |

HURRICANES IN NCAA STATS *As of Feb. 25*

| Category | Player | Rank | Actual | National Leader | Actual |
|-------------------------------------|---------------|------|--------|--------------------------|--------|
| Assists Per Game (250 ranked) | Shane Larkin | 114 | 4.3 | Jason Brickman, LIU | 8.3 |
| Blocked Shots Per Game (250 ranked) | Julian Gamble | 56 | 2.0 | Nerlens Noel, Ky | 4.42 |
| | Kenny Kadji | 141 | 1.38 | | |
| Steals Per Game (250 ranked) | Shane Larkin | 40 | 2.08 | Anthony Hickey, LSU | 3.3 |
| | Durand Scott | 104 | 1.78 | | |
| Assist Turnover Ratio (250 ranked) | Shane Larkin | 103 | 1.91 | Trey Burke, Mich. | 3.9 |
| Double Doubles (250 ranked) | Kenny Kadji | 187 | 4.0 | Jerrelle Benimon, Towson | 19.0 |
| | | | | Mike Muscala, Bcknll | 19.0 |

UNIVERSITY OF MIAMI

Academic Prestige

- No. 1 University in the state of Florida: Ranked No. 44 in Nation by US News & World Report
- Miami ranks No. 17 among BCS schools by US News & World Report
- UM, Northwestern and Duke are the only three BCS schools to record an APR score of 980 or better in football, men's basketball and baseball.
- University of Miami student-athletes have recorded a Graduation Success Rate (GSR) of 93 percent, the highest mark ever achieved for the school's athletics department. Miami basketball scored a 980 academic progress rate (APR), ranking in the 80-90th percentile nationally among men's basketball teams.

Graduation Rates

- Miami basketball has graduated 27 of 28 players over the last eight years
- 25 of 25 of Coach L's players have graduated since 2006

Small, Private School Environment

- 75% of UM classes have 25 or fewer students; 50% of classes have 15 or fewer students
- 11:1 student-to-faculty ratio
- Less than 10,000 undergraduate students enrolled

Diversity

- Miami ranks fifth among BCS schools in diversity (behind Cal, Stanford, UCLA, and USC) – 49% of UM students are minorities.
- Miami is rated No. 3 in race and class interaction by Princeton Review
- **Competitive Admissions**
- 2,000 incoming freshmen out of a pool of 27,700 applications received
- 50% of new freshmen graduated in the top 5% of their class
- Average weighted GPA is 4.2

TOP SEVEN CANES VS. VIRGINIA TECH

| Rion Brown | Min | Avg | FG | FGA | Pct | 3FG | 3FGA | 3Pct | FT | FTA | Pct | Off | Def | Tot | Avg | PF | FO | Ast | TO | Blk | Stl | Pts | Avg | |
|---------------------|----------|----------|------------|-------------|-----------|-----------|-------------|----------|-----------|-------------|-----------|-----------|-----------|-----------|-----------|------------|-----------|----------|-----------|-----------|----------|-----------|------------|-------------|
| 2010-11 | 1 | 0 | 21 | 21.0 | 3 | 7 | .429 | 1 | 5 | .200 | 0 | 0 | 3 | 3 | 3.0 | 2 | 0 | 0 | 1 | 0 | 0 | 7 | 7.0 | |
| 2011-12 | 1 | 0 | 18 | 18.0 | 3 | 3 | 1.000 | 1 | 1 | 1.000 | 1 | 2 | 1 | 3 | 3.0 | 0 | 0 | 0 | 1 | 0 | 1 | 8 | 8.0 | |
| 2012-13 | 1 | 0 | 10 | 10.0 | 2 | 5 | .400 | 1 | 4 | .250 | 0 | 0 | 1 | 0 | 1.0 | 0 | 0 | 2 | 1 | 0 | 0 | 5 | 5.0 | |
| TOTAL | 3 | 0 | 49 | 16.3 | 8 | 15 | .533 | 3 | 10 | .300 | 1 | 2 | 3 | 4 | 7 | 2.3 | 2 | 0 | 2 | 3 | 0 | 1 | 20 | 6.7 |
| Julian Gamble | Min | Avg | FG | FGA | Pct | 3FG | 3FGA | 3Pct | FT | FTA | Pct | Off | Def | Tot | Avg | PF | FO | Ast | TO | Blk | Stl | Pts | Avg | |
| 2008-09 | 1 | 0 | 4 | 4.0 | 3 | 3 | 1.000 | 0 | 0 | .000 | 1 | 1 | 0 | 0 | 0.0 | 0 | 0 | 0 | 0 | 0 | 0 | 7 | 7.0 | |
| 2009-10 | 3 | 1 | 24 | 8.0 | 2 | 3 | .667 | 0 | 0 | .000 | 0 | 0 | 4 | 5 | 1.7 | 5 | 0 | 1 | 2 | 2 | 0 | 4 | 1.3 | |
| 2010-11 | 1 | 1 | 19 | 19.0 | 2 | 2 | 1.000 | 0 | 0 | .000 | 0 | 0 | 4 | 5 | 5.0 | 4 | 0 | 0 | 2 | 1 | 0 | 4 | 4.0 | |
| 2012-13 | 1 | 1 | 24 | 24.0 | 1 | 1 | 1.000 | 0 | 0 | .000 | 0 | 0 | 6 | 7 | 7.0 | 2 | 0 | 0 | 0 | 3 | 1 | 2 | 2.0 | |
| TOTAL | 6 | 3 | 71 | 11.8 | 8 | 9 | .889 | 0 | 0 | .000 | 1 | 1 | 3 | 14 | 17 | 2.8 | 11 | 0 | 1 | 4 | 6 | 1 | 17 | 2.8 |
| Reggie Johnson | Min | Avg | FG | FGA | Pct | 3FG | 3FGA | 3Pct | FT | FTA | Pct | Off | Def | Tot | Avg | PF | FO | Ast | TO | Blk | Stl | Pts | Avg | |
| 2009-10 | 3 | 1 | 57 | 19.0 | 3 | 7 | .429 | 0 | 0 | .000 | 14 | 19 | 9 | 17 | 8.7 | 12 | 0 | 3 | 5 | 4 | 2 | 20 | 6.7 | |
| 2010-11 | 1 | 1 | 29 | 29.0 | 2 | 5 | .400 | 0 | 0 | .000 | 2 | 6 | 4 | 6 | 10.0 | 2 | 0 | 2 | 1 | 2 | 0 | 6 | 6.0 | |
| 2011-12 | 1 | 1 | 31 | 31.0 | 6 | 11 | .545 | 1 | 2 | .500 | 2 | 4 | 3 | 4 | 7.0 | 3 | 0 | 4 | 2 | 1 | 0 | 15 | 15.0 | |
| 2012-13 | 1 | 0 | 22 | 22.0 | 1 | 4 | .250 | 0 | 0 | .000 | 2 | 2 | 3 | 7 | 10.0 | 0 | 0 | 0 | 3 | 2 | 0 | 4 | 4.0 | |
| TOTAL | 6 | 3 | 139 | 23.2 | 12 | 27 | .444 | 1 | 2 | .500 | 20 | 31 | 19 | 34 | 53 | 8.8 | 17 | 0 | 9 | 11 | 9 | 2 | 45 | 7.5 |
| Trey McKinney Jones | Min | Avg | FG | FGA | Pct | 3FG | 3FGA | 3Pct | FT | FTA | Pct | Off | Def | Tot | Avg | PF | FO | Ast | TO | Blk | Stl | Pts | Avg | |
| 2011-12 | 1 | 0 | 19 | 19.0 | 3 | 6 | .500 | 1 | 3 | .333 | 0 | 0 | 1 | 2 | 3.0 | 0 | 0 | 0 | 0 | 0 | 0 | 7 | 7.0 | |
| 2012-13 | 1 | 1 | 33 | 33.0 | 4 | 9 | .444 | 2 | 5 | .400 | 2 | 2 | 1 | 3 | 3.0 | 1 | 0 | 4 | 0 | 0 | 1 | 12 | 12.0 | |
| TOTAL | 2 | 1 | 52 | 26.0 | 7 | 15 | .467 | 3 | 8 | .375 | 2 | 2 | 1 | 5 | 6 | 3.0 | 1 | 0 | 4 | 0 | 0 | 19 | 9.5 | |
| Kenny Kadji | Min | Avg | FG | FGA | Pct | 3FG | 3FGA | 3Pct | FT | FTA | Pct | Off | Def | Tot | Avg | PF | FO | Ast | TO | Blk | Stl | Pts | Avg | |
| 2011-12 | 1 | 1 | 29 | 29.0 | 3 | 8 | .375 | 1 | 3 | .333 | 4 | 6 | 0 | 4 | 4.0 | 0 | 0 | 0 | 0 | 3 | 0 | 11 | 11.0 | |
| 2012-13 | 1 | 1 | 28 | 28.0 | 6 | 10 | .600 | 1 | 1 | 1.000 | 5 | 7 | 2 | 2 | 4.0 | 3 | 0 | 0 | 3 | 1 | 0 | 18 | 18.0 | |
| TOTAL | 2 | 2 | 57 | 28.5 | 9 | 18 | .500 | 2 | 4 | .500 | 9 | 13 | 2 | 6 | 8 | 4.0 | 3 | 0 | 0 | 3 | 4 | 0 | 29 | 14.5 |
| Shane Larkin | Min | Avg | FG | FGA | Pct | 3FG | 3FGA | 3Pct | FT | FTA | Pct | Off | Def | Tot | Avg | PF | FO | Ast | TO | Blk | Stl | Pts | Avg | |
| 2011-12 | 1 | 1 | 31 | 31.0 | 5 | 9 | .556 | 3 | 5 | .600 | 1 | 1 | 0 | 2 | 2.0 | 2 | 0 | 4 | 1 | 0 | 1 | 14 | 14.0 | |
| 2012-13 | 1 | 1 | 40 | 40.0 | 9 | 14 | .643 | 5 | 10 | .500 | 2 | 3 | 0 | 3 | 3.0 | 2 | 0 | 3 | 3 | 2 | 3 | 25 | 25.0 | |
| TOTAL | 2 | 2 | 71 | 35.5 | 14 | 23 | .609 | 8 | 15 | .533 | 3 | 4 | 0 | 5 | 5 | 2.5 | 4 | 0 | 7 | 4 | 2 | 4 | 39 | 19.5 |
| Durand Scott | Min | Avg | FG | FGA | Pct | 3FG | 3FGA | 3Pct | FT | FTA | Pct | Off | Def | Tot | Avg | PF | FO | Ast | TO | Blk | Stl | Pts | Avg | |
| 2009-10 | 3 | 2 | 81 | 27.0 | 11 | 23 | .478 | 0 | 5 | .000 | 15 | 21 | 0 | 13 | 13 | 4.3 | 8 | 1 | 8 | 8 | 1 | 2 | 37 | 12.3 |
| 2010-11 | 1 | 1 | 36 | 36.0 | 7 | 13 | .538 | 0 | 2 | .000 | 7 | 9 | 3 | 1 | 4 | 4.0 | 3 | 0 | 5 | 0 | 0 | 1 | 21 | 21.0 |
| 2011-12 | 1 | 1 | 28 | 28.0 | 1 | 7 | .143 | 0 | 1 | .000 | 0 | 0 | 1 | 5 | 6.0 | 1 | 0 | 1 | 3 | 0 | 1 | 2 | 2.0 | |
| 2012-13 | 1 | 1 | 37 | 37.0 | 2 | 10 | .200 | 0 | 4 | .000 | 1 | 2 | 1 | 0 | 1 | 1.0 | 3 | 0 | 3 | 2 | 0 | 1 | 5 | 5.0 |
| TOTAL | 6 | 5 | 182 | 30.3 | 21 | 53 | .396 | 0 | 12 | .000 | 23 | 32 | 5 | 19 | 24 | 4.0 | 15 | 1 | 17 | 13 | 1 | 5 | 65 | 10.8 |

LAST 5 GAMES

| ## | Player | gp-gs | min | avg | fg-fga | fg% | 3fg-fga | 3fg% | ft-fa | ft% | off | def | tot | avg | pf | dq | a | to | blk | stl | pts | avg |
|----------------|---------------------|-------|------|------|---------|------|---------|------|-------|------|-----|-----|-----|------|----|----|----|----|-----|-----|-----|------|
| 00 | Shane Larkin | 5-5 | 182 | 36.4 | 26-52 | .500 | 9-22 | .409 | 10-15 | .667 | 3 | 15 | 18 | 3.6 | 6 | 0 | 25 | 15 | 0 | 6 | 71 | 14.2 |
| 01 | Durand Scott | 5-5 | 169 | 33.8 | 20-48 | .417 | 5-12 | .417 | 11-14 | .786 | 5 | 17 | 22 | 4.4 | 9 | 0 | 12 | 13 | 0 | 10 | 56 | 11.2 |
| 35 | Kenny Kadji | 5-5 | 137 | 27.4 | 19-42 | .452 | 7-17 | .412 | 4-8 | .500 | 2 | 22 | 24 | 4.8 | 11 | 1 | 2 | 8 | 6 | 1 | 49 | 9.8 |
| 42 | Reggie Johnson | 5-0 | 100 | 20.0 | 15-32 | .469 | 0-2 | .000 | 6-11 | .545 | 7 | 19 | 26 | 5.2 | 11 | 0 | 4 | 12 | 4 | 2 | 36 | 7.2 |
| 45 | Julian Gamble | 5-5 | 103 | 20.6 | 17-30 | .567 | 0-0 | .000 | 2-6 | .333 | 12 | 17 | 29 | 5.8 | 13 | 0 | 0 | 3 | 15 | 1 | 36 | 7.2 |
| 04 | Trey McKinney Jones | 5-5 | 138 | 27.6 | 12-23 | .522 | 6-14 | .429 | 1-2 | .500 | 1 | 13 | 14 | 2.8 | 6 | 0 | 7 | 6 | 0 | 3 | 31 | 6.2 |
| 15 | Rion Brown | 5-0 | 114 | 22.8 | 9-29 | .310 | 3-14 | .214 | 9-10 | .900 | 3 | 10 | 13 | 2.6 | 8 | 0 | 1 | 4 | 0 | 2 | 30 | 6.0 |
| 21 | Erik Swoope | 4-0 | 24 | 6.0 | 4-5 | .800 | 0-0 | .000 | 0-1 | .000 | 4 | 2 | 6 | 1.5 | 5 | 0 | 0 | 0 | 0 | 0 | 8 | 2.0 |
| 23 | Tonye Jekiri | 5-0 | 30 | 6.0 | 4-6 | .667 | 0-0 | .000 | 0-0 | .000 | 3 | 4 | 7 | 1.4 | 5 | 0 | 0 | 1 | 0 | 0 | 8 | 1.6 |
| 03 | Steve Sorenson | 1-0 | 1 | 1.0 | 0-0 | .000 | 0-0 | .000 | 0-0 | .000 | 0 | 0 | 0 | 0.0 | 0 | 0 | 0 | 1 | 0 | 0 | 0 | 0.0 |
| 12 | Justin Heller | 1-0 | 1 | 1.0 | 0-0 | .000 | 0-0 | .000 | 0-0 | .000 | 0 | 0 | 0 | 0.0 | 0 | 0 | 0 | 0 | 0 | 0 | 0 | 0.0 |
| 10 | Raphael Akpejori | 1-0 | 1 | 1.0 | 0-0 | .000 | 0-0 | .000 | 0-0 | .000 | 0 | 0 | 0 | 0.0 | 0 | 0 | 0 | 0 | 0 | 0 | 0 | 0.0 |
| Team | | | | | | | | | | | 5 | 6 | 11 | | | | | | | | | |
| Total..... | | 5 | 1000 | | 126-267 | .472 | 30-81 | .370 | 43-67 | .642 | 45 | 125 | 170 | 34.0 | 74 | 1 | 51 | 63 | 25 | 25 | 325 | 65.0 |
| Opponents..... | | 5 | 1000 | | 112-273 | .410 | 26-79 | .329 | 52-79 | .658 | 48 | 112 | 160 | 32.0 | 77 | 3 | 50 | 53 | 22 | 32 | 302 | 60.4 |

DURING THE STREAK (14-0)

| ## | Player | gp-gs | min | avg | fg-fga | fg% | 3fg-fga | 3fg% | ft-fa | ft% | off | def | tot | avg | pf | dq | a | to | blk | stl | pts | avg |
|----------------|---------------------|-------|------|------|---------|------|---------|------|---------|------|-----|-----|-----|------|-----|----|-----|-----|-----|-----|-----|------|
| 35 | Kenny Kadji | 14-14 | 390 | 27.9 | 71-136 | .522 | 20-49 | .408 | 28-48 | .583 | 17 | 71 | 88 | 6.3 | 34 | 1 | 10 | 26 | 19 | 7 | 190 | 13.6 |
| 00 | Shane Larkin | 14-14 | 504 | 36.0 | 67-140 | .479 | 27-65 | .415 | 22-34 | .647 | 5 | 59 | 64 | 4.6 | 17 | 0 | 67 | 30 | 3 | 25 | 183 | 13.1 |
| 01 | Durand Scott | 14-14 | 473 | 33.8 | 60-137 | .438 | 11-41 | .268 | 32-41 | .780 | 9 | 42 | 51 | 3.6 | 35 | 2 | 39 | 30 | 0 | 23 | 163 | 11.6 |
| 04 | Trey McKinney Jones | 14-14 | 409 | 29.2 | 39-104 | .375 | 21-59 | .356 | 18-23 | .783 | 4 | 39 | 43 | 3.1 | 17 | 0 | 27 | 14 | 1 | 10 | 117 | 8.4 |
| 45 | Julian Gamble | 14-14 | 331 | 23.6 | 47-83 | .566 | 0-0 | .000 | 13-29 | .448 | 36 | 54 | 90 | 6.4 | 36 | 1 | 4 | 11 | 39 | 8 | 107 | 7.6 |
| 15 | Rion Brown | 14-0 | 285 | 20.4 | 36-79 | .456 | 19-49 | .388 | 14-17 | .824 | 8 | 11 | 19 | 1.4 | 15 | 0 | 10 | 6 | 0 | 6 | 105 | 7.5 |
| 42 | Reggie Johnson | 9-0 | 189 | 21.0 | 23-55 | .418 | 0-4 | .000 | 16-25 | .640 | 16 | 45 | 61 | 6.8 | 22 | 0 | 6 | 21 | 9 | 4 | 62 | 6.9 |
| 23 | Tonye Jekiri | 14-0 | 95 | 6.8 | 9-16 | .563 | 0-0 | .000 | 2-5 | .400 | 13 | 11 | 24 | 1.7 | 10 | 0 | 2 | 7 | 4 | 3 | 20 | 1.4 |
| 21 | Erik Swoope | 10-0 | 65 | 6.5 | 4-8 | .500 | 0-0 | .000 | 3-9 | .333 | 5 | 10 | 15 | 1.5 | 6 | 0 | 1 | 2 | 0 | 0 | 11 | 1.1 |
| 10 | Raphael Akpejori | 9-0 | 49 | 5.4 | 3-9 | .333 | 0-0 | .000 | 0-0 | .000 | 3 | 8 | 11 | 1.2 | 6 | 0 | 1 | 1 | 1 | 3 | 6 | 0.7 |
| 03 | Steve Sorenson | 4-0 | 5 | 1.3 | 0-0 | .000 | 0-0 | .000 | 1-2 | .500 | 0 | 0 | 0 | 0.0 | 0 | 0 | 0 | 3 | 0 | 0 | 1 | 0.3 |
| 12 | Justin Heller | 4-0 | 5 | 1.3 | 0-2 | .000 | 0-1 | .000 | 0-0 | .000 | 0 | 1 | 1 | 0.3 | 1 | 0 | 1 | 2 | 0 | 0 | 0 | 0.0 |
| Team | | | | | | | | | | | 19 | 33 | 52 | | | | | 1 | | | | |
| Total..... | | 14 | 2800 | | 359-769 | .467 | 98-268 | .366 | 149-233 | .639 | 135 | 384 | 519 | 37.1 | 199 | 4 | 168 | 154 | 76 | 89 | 965 | 68.9 |
| Opponents..... | | 14 | 2800 | | 298-787 | .379 | 74-250 | .296 | 127-198 | .641 | 138 | 323 | 461 | 32.9 | 230 | 4 | 140 | 161 | 41 | 81 | 797 | 56.9 |

NON-CONFERENCE ONLY (9-3)

| ## | Player | gp-gs | min | avg | fg-fga | fg% | 3fg-fga | 3fg% | ft-fa | ft% | off | def | tot | avg | pf | dq | a | to | blk | stl | pts | avg |
|----------------|---------------------|-------|------|------|---------|-------|---------|-------|---------|-------|-----|-----|-----|------|-----|----|-----|-----|-----|-----|-----|------|
| 01 | Durand Scott | 9-9 | 324 | 36.0 | 51-100 | .510 | 10-27 | .370 | 31-44 | .705 | 9 | 40 | 49 | 5.4 | 13 | 0 | 24 | 18 | 1 | 16 | 143 | 15.9 |
| 00 | Shane Larkin | 12-12 | 433 | 36.1 | 60-127 | .472 | 22-50 | .440 | 20-24 | .833 | 4 | 39 | 43 | 3.6 | 17 | 0 | 44 | 27 | 1 | 27 | 162 | 13.5 |
| 42 | Reggie Johnson | 7-6 | 198 | 28.3 | 26-61 | .426 | 1-6 | .167 | 35-49 | .714 | 22 | 49 | 71 | 10.1 | 15 | 0 | 8 | 17 | 13 | 3 | 88 | 12.6 |
| 35 | Kenny Kadji | 12-12 | 365 | 30.4 | 52-119 | .437 | 12-41 | .293 | 28-39 | .718 | 21 | 63 | 84 | 7.0 | 33 | 0 | 16 | 25 | 18 | 8 | 144 | 12.0 |
| 04 | Trey McKinney Jones | 12-10 | 385 | 32.1 | 36-83 | .434 | 18-43 | .419 | 29-32 | .906 | 7 | 40 | 47 | 3.9 | 25 | 0 | 17 | 13 | 1 | 11 | 119 | 9.9 |
| 45 | Julian Gamble | 12-6 | 212 | 17.7 | 28-51 | .549 | 0-0 | .000 | 14-29 | .483 | 20 | 27 | 47 | 3.9 | 18 | 1 | 1 | 10 | 13 | 5 | 70 | 5.8 |
| 15 | Rion Brown | 12-5 | 291 | 24.3 | 23-73 | .315 | 5-38 | .132 | 12-20 | .600 | 8 | 16 | 24 | 2.0 | 14 | 0 | 14 | 8 | 2 | 6 | 63 | 5.3 |
| 02 | Bishop Daniels | 3-0 | 50 | 16.7 | 5-11 | .455 | 3-3 | 1.000 | 2-2 | 1.000 | 1 | 2 | 3 | 1.0 | 5 | 0 | 3 | 4 | 0 | 6 | 15 | 5.0 |
| 21 | Erik Swoope | 9-0 | 70 | 7.8 | 7-9 | .778 | 1-1 | 1.000 | 3-10 | .300 | 6 | 5 | 11 | 1.2 | 5 | 0 | 2 | 2 | 1 | 3 | 18 | 2.0 |
| 10 | Raphael Akpejori | 6-0 | 25 | 4.2 | 2-4 | .500 | 0-0 | .000 | 1-3 | .333 | 3 | 4 | 7 | 1.2 | 1 | 0 | 0 | 1 | 2 | 0 | 5 | 0.8 |
| 12 | Justin Heller | 4-0 | 5 | 1.3 | 1-1 | 1.000 | 0-0 | .000 | 0-2 | .000 | 0 | 3 | 3 | 0.8 | 0 | 0 | 1 | 0 | 0 | 0 | 2 | 0.5 |
| 23 | Tonye Jekiri | 10-0 | 63 | 6.3 | 1-4 | .250 | 0-0 | .000 | 2-5 | .400 | 4 | 5 | 9 | 0.9 | 13 | 0 | 1 | 2 | 3 | 2 | 4 | 0.4 |
| 03 | Steve Sorenson | 3-0 | 4 | 1.3 | 0-0 | .000 | 0-0 | .000 | 0-1 | .000 | 0 | 0 | 0 | 0.0 | 0 | 0 | 0 | 0 | 0 | 0 | 0 | 0.0 |
| Team | | | | | | | | | | | 12 | 17 | 29 | | | | | 6 | | | | |
| Total..... | | 12 | 2425 | | 292-643 | .454 | 72-209 | .344 | 177-260 | .681 | 117 | 310 | 427 | 35.6 | 159 | 1 | 131 | 133 | 55 | 87 | 833 | 69.4 |
| Opponents..... | | 12 | 2425 | | 260-688 | .378 | 81-261 | .310 | 120-180 | .667 | 141 | 279 | 420 | 35.0 | 224 | 6 | 136 | 156 | 30 | 64 | 721 | 60.1 |



HEAD COACH JIM LARRAÑAGA

Second Season | Providence, 1971

Hometown: The Bronx, N.Y. | Head Coach: American International, 1977-79 | Bowling Green, 1986-97 | George Mason, 1997-2011 | Miami, 2011-present

LARRAÑAGA'S CAREER

Head Coach

2011-pres. Miami
1997-2011 George Mason
1986-97 Bowling Green
1977-79 American International

Assistant

1979-86 Virginia
1971-76 Davidson

Player / Coach

1977 Geronemo Basketball Club (Belgium)

EDUCATION

Providence College, 1971, B.A. Economics
Archbishop Malloy High School, 1967

NCAA APPEARANCES

1999 - George Mason
2001 - George Mason
2006 - George Mason (Final Four)
2008 - George Mason
2011 - George Mason

NIT APPEARANCES

1990 - Bowling Green
1991 - Bowling Green
1997 - Bowling Green
2002 - George Mason
2004 - George Mason
2009 - George Mason
2012 - Miami

PLAYING CAREER

Geronemo Basketball Club (Belgium) 1976-77
Providence College, 1967-71
Archbishop Molloy, 1963-67

MISCELLANEOUS

Clair Bee Coach of the Year, 2006
CAA Coach of the Year, 2011
CAA Coach of the Year, 1999

PERSONAL

Born: Oct. 2, 1949 Hometown: Bronx, N.Y.
Wife: Liz Sons: Jay and Jon

Jim Larrañaga was named the 12th head coach of the University of Miami men's basketball program on April 22, 2011. In Year One at The U, the Canes posted a 20-13 record, making Larrañaga the first Miami head coach to record 20 wins in his inaugural season in Coral Gables. Under the new coaching staff, UM won nine games in conference play, the first time Miami has posted a winning record in ACC play since joining the conference for the 2004-05 season. The Canes ended the season tied for fourth in the ACC, another program-best accomplishment. On Feb. 5, 2012, Coach L & Co. did what no other hoops coach at Miami had done when he took the Canes into Cameron Indoor Stadium and defeated No. 7/5 Duke. Teetering on the edge of The Dance bubble, the Canes went 1-1 in the ACC Tournament and ended up in the NIT, defeating Valparaiso, but falling to Minnesota, the eventual NIT Championship runner-up.

Larrañaga came to Miami after serving as the head coach at George Mason for 14 seasons. He guided that program to five NCAA Tournament appearances (1999, 2001, 2006, 2008, 2011) - including an unprecedented run to the 2006 Final Four that captured the nation's attention, defeating Michigan State, North Carolina, Wichita State and UConn along the way. Following that run, he was selected the 2006 Clair Bee Coach of the Year. Larrañaga built the GMU Patriots' program into a perennial contender in the highly-regarded Colonial Athletic Association, winning more games than any other coach in program and conference history (273) en route to three conference titles (1999, 2001, 2008). A two-time CAA Coach of the Year honoree, Larrañaga earned the accolade in 2011, leading the Patriots to a 27-7 overall record and 16-2 conference mark en route to the CAA regular-season title and their fifth NCAA Tournament appearance under his leadership. Seeded a program-best eighth in the NCAA Tournament, George Mason rallied from a double-digit deficit to defeat ninth-seeded Villanova, 61-57, before falling to overall No. 1 seed Ohio State in the third

LARRAÑAGA'S CAREER RECORDS

| School | Years | Overall | Conference |
|------------------------|------------|----------------|----------------|
| American International | 1977-1979 | 27-26 | none |
| Bowling Green | 1986-1997 | 170-144 | 101-85 |
| George Mason | 1997-2011 | 273-164 | 165-79 |
| Miami | 2011-pres. | 42-17 | 22-8 |
| Overall | 29 | 512-351 | 288-172 |

COACH JIM LARRAÑAGA AT A GLANCE

2006 Clair Bee Coach of the Year Five NCAA tournament appearances
2001 CAA Coach of the Year 2011, 2008, 2006, 2001, 1999
1999 CAA Coach of the Year Seven postseason NIT appearances
1997 MAC Coach of the Year 2012, 2009, 2004, 2002, 1997,
Seven 20-win seasons 1991, 1990

28 All-Colonial Athletic Conference selections
Coached George Evans, who was a three-time CAA Player of the Year, the CAA Rookie of the Year, a three-time CAA Defensive Player of the Year and on the CAA All-Defensive Team three times.
Two AP All-America (honorable mention) players
Nine CAA All-Defensive Team selections
Eight CAA All-Rookie Team selections
Three Dean Ehlers Award winners - given to the CAA player who best meets the criteria of academic achievement, leadership and community service.
12 All-MAC Conference selections
Coached Antonio Daniels - MAC Player of the Year and MAC Freshman of the Year
Two MAC Freshman of the Year selections
Four MAC All-Freshman Team selections

LARRAÑAGA YEAR-BY-YEAR

| Year | School | Overall W-L | Conference W-L | Finish | Post-Season |
|----------------|------------------------|----------------|----------------|--------|-------------|
| 1977-78 | American International | 14-13 | | | |
| 1978-79 | American International | 13-13 | | | |
| 1986-87 | Bowling Green | 15-14 | 10-6 | 3 | |
| 1987-88 | Bowling Green | 12-16 | 7-9 | t-5 | |
| 1988-89 | Bowling Green | 13-15 | 6-10 | t-6 | |
| 1989-90 | Bowling Green | 18-11 | 9-7 | t-3 | NIT 0-1 |
| 1990-91 | Bowling Green | 17-13 | 9-7 | t-4 | NIT 0-1 |
| 1991-92 | Bowling Green | 14-15 | 8-8 | 5 | |
| 1992-93 | Bowling Green | 11-16 | 8-10 | t-6 | |
| 1993-94 | Bowling Green | 18-10 | 12-6 | t-2 | |
| 1994-95 | Bowling Green | 16-11 | 10-8 | t-5 | |
| 1995-96 | Bowling Green | 14-13 | 9-9 | t-6 | |
| 1996-97 | Bowling Green | 22-10 | 13-5 | t-1 | NIT 0-1 |
| 1997-98 | George Mason | 9-18 | 6-10 | 6 | |
| 1998-99 | George Mason | 19-11 | 13-3 | 1 | NCAA 0-1 |
| 1999-00 | George Mason | 19-11 | 12-4 | t-1 | |
| 2000-01 | George Mason | 18-12 | 11-5 | 3 | NCAA 0-1 |
| 2001-02 | George Mason | 19-10 | 13-5 | 2 | NIT 0-1 |
| 2002-03 | George Mason | 16-12 | 11-7 | 4 | |
| 2003-04 | George Mason | 23-10 | 12-6 | 3 | NIT 2-1 |
| 2004-05 | George Mason | 16-13 | 10-8 | 6 | |
| 2005-06 | George Mason | 27-8 | 15-3 | t-1 | NCAA 4-1 |
| 2006-07 | George Mason | 18-15 | 9-9 | 5 | |
| 2007-08 | George Mason | 23-11 | 12-6 | 2 | NCAA 0-1 |
| 2008-09 | George Mason | 22-11 | 13-5 | 2 | NIT 0-1 |
| 2009-10 | George Mason | 17-15 | 12-6 | 4 | CIT 0-1 |
| 2010-11 | George Mason | 27-7 | 16-2 | 1 | NCAA 1-1 |
| 2011-12 | Miami | 20-13 | 9-7 | t-4 | NIT 1-1 |
| 2012-13 | Miami | 22-4 | 13-1 | | |
| Overall | | 512-351 | 288-172 | | |

round. In 2006, Larrañaga became the first coach at a mid-major school to take his team to the Final Four in 27 years and earned an at-large berth for a CAA team for the first time in 20 years. Along the way, he led Mason to a school record in wins, the school's first national ranking, George Mason's first appearance in the Top 10 and the school's first wins over Top 10 teams.

With 29 years of head coaching experience, the native of Bronx, N.Y., previously served as the head coach at Bowling Green for 11 seasons (1986-1997) and at Division II American International for two seasons (1977-79).

His first coaching opportunity came at Davidson College, where he served as an assistant coach to Terry Holland. Davidson captured three Southern Conference regular-season championships and an NIT berth in his five years there, and he compiled a 47-12 record doubling as the freshman team coach. In 1976, he left Davidson and spent one season as player-coach for the Geronemo Basketball Club in Belgium.

A 1971 graduate of Providence College with a degree in economics, Larrañaga was a four-year letterman for the Friars. As the team captain in his senior season, he led Providence to a 20-8 record and an NIT appearance. He graduated as the school's fifth all-time leading scorer with 1,258 points and was selected in the sixth round of the draft by the Detroit Pistons of the National Basketball Association. He was the team's top scorer as a sophomore and junior and was named New England's Division I Sophomore of the Year in 1969. He was inducted into the Providence College Hall of Fame in 1991.

Larrañaga, 63, and his wife, Liz, have two sons - Jay, who played for his father at Bowling Green and is an assistant coach with the Boston Celtics, and Jon, who was a member of his father's George Mason teams from 1999-2003 - and four grandchildren.

THE LAST TIME A ...**Player Scored 30 Points**

Miami Kenny Kadji (30), UNC Greensboro, 1/2/12
 Opponent Erick Green (30), Virginia Tech, 1/30/13

Player Scored 35 Points

Miami Jack McClintona (35) vs. North Carolina, 3/15/09
 Opponent Sean Singletary (41), Virginia, 3/1/08

Player Scored 40 Points

Miami Darius Rice (43) vs. Connecticut, 1/20/03
 Opponent Sean Singletary (41), Virginia, 3/1/08

Two Players Scored 20 Points

Miami Durand Scott (25), Kenny Kadji (22) vs. No. 1 Duke, 1/23/13
 Opponent Omari Grier (27), Raymond Taylor (20) FAU, 12/17/11

Three Players Scored 20 Points

Miami Dwayne Collins (23), Brian Asbury (21), Jack McClintona (20) vs. Virginia Tech, 1/25/09
 Opponent Travis Mays (40), Alvin Heggs (22), Lance Blanks (21), Texas, 2/22/89

Five Players Scored in Double Figures

Miami Durand Scott (18), Julian Gamble (16), Reggie Johnson (15), Shane Larkin (13), Kenny Kadji (13), at NC State, 2/2/13
 Opponent Jon Scheyer (27), DeMarcus Nelson (19), Kyle Singler (12), Greg Paulus (12), Lance Thomas (10) Duke, 2/20/08

Six Players Scored in Double Figures

Miami Durand Scott (17), Rion Brown (15), Reggie Johnson (11), Shane Larkin (11), Trey McKinney Jones (11), DeQuan Jones (11) vs. Appalachian State, 12/30/11

Player Grabbed 15 Rebounds

Miami Reggie Johnson (20) vs. Florida Atlantic, 3/16/11
 Opponent Gani Lawal (18), Georgia Tech, 2/10/10

Two Players Grabbed 10 Rebounds

Miami Kenny Kadji (12) and Reggie Johnson (11) vs. Stetson, 11/9/12
 Opponent Marcus Ginyard (12), John Henson (12), North Carolina, 3/2/10

Three Players Grabbed 10 Rebounds

Miami Mark Richardson (11), Eric Brown (10), Joe Wylie (10) vs. FIU, 3/6/89
 Opponent Matt Harpring (12), Dion Glover (10), Michael Maddox (10), Georgia Tech, 12/2/79

Player Had 10 Assists

Miami Durand Scott (10) vs. North Carolina Central, 11/14/09
 Opponent Kendall Marshall (10), North Carolina, 3/11/11

Player Had 10 Blocks

Miami Anthony King (10) vs. Florida Atlantic, 11/29/04
 Opponent Jarvis Varnado (10), Mississippi State, 12/13/07

Player Had a Double-Double

Miami Shane Larkin (18 pts, 10 rebs) vs. Duke, 1/23/13
 Opponent CJ Leslie (18 pts, 12 rebs) at NC State, 2/2/13

Player Had a Triple-Double

Miami Anthony King (11 pts, 10 reb, 13 blks) vs. Florida Atlantic, 11/29/04
 Opponent Brendan Haywood (18 pts, 14 reb, 10 blks), North Carolina, 12/4/00

Two Players Had Double-Doubles

Miami Reggie Johnson (22 pts, 11 rebs) & Kenny Kadji (12 pts, 12 rebs), vs. Stetson, 11/9/12
 Opponent Hasheem Thabeet (19 pts, 14 reb), A.J. Price (13 pts, 11 reb), Connecticut, 11/23/08

Team Scored 100 Points

Miami 108 vs. Nova Southeastern, 11/16/09
 Opponent 105, North Carolina, 1/31/07

Team Scored 50 Points in a Half

Miami 51, (2nd half) at Hawaii, 12/22/12
 Opponent 51 (2nd half), UCF, 12/18/10

Team Shot 50 Percent in Both Halves

Miami .739 (17-23) / .542 (13-24) at Florida State, 2/13/13
 Opponent .571 (16-28) / .500 (10-20) at Wake Forest, 2/23/13

Team Shot 60 Percent in a Half

Miami .739 (17-23), first half, at Florida State, 2/13/13
 Opponent .650 (13-20), second half, at NC State, 2/2/13

Team Shot 70 Percent in a Half

.739 (17-23), first half at Florida State, 2/13/13

Team Shot 60 Percent in a Game

Miami .638 (30-47), at Florida State, 2/13/13
 Opponent .622 (23-37), Clemson, 12/21/08

Team Shot Less Than 30 Percent in a Game

Miami .291 (16-55), FGCU, 11/13/12
 Opponent .297 (22-74), Duke, 1/23/13

Miami 87, Stetson 79
11/09/12 BankUnited Center

| Stetson 0-1 | tot | 3-pt | rebounds | | | | | | | | | | |
|--------------------|-----|------|----------|-----|----|----|-----|----|----|----|----|----|-----|
| ## Player | fg | fga | fga | fta | of | de | tot | pf | tp | a | b | s | min |
| 03 GREEN, Willie | f | 3 | 6 | 0 | 1 | 3 | 4 | 5 | 9 | 4 | 2 | 0 | 20 |
| 04 PEGG, Adam | c | 9 | 16 | 4 | 5 | 0 | 3 | 6 | 9 | 4 | 22 | 0 | 2 |
| 04 IRWIN, Logan | g | 1 | 2 | 1 | 2 | 0 | 0 | 0 | 4 | 3 | 4 | 2 | 0 |
| 12 NABURGS, Joel | g | 2 | 11 | 2 | 8 | 3 | 0 | 3 | 3 | 1 | 9 | 2 | 1 |
| 23 PEREZ, Chris | g | 5 | 8 | 0 | 0 | 2 | 4 | 1 | 2 | 12 | 2 | 1 | 0 |
| 01 DIAZ, Dennis | 0 | 0 | 0 | 0 | 0 | 0 | 0 | 0 | 0 | 0 | 0 | 0 | 0 |
| 02 SOLANKE, Leke | 0 | 0 | 0 | 0 | 0 | 1 | 1 | 1 | 0 | 0 | 0 | 0 | 3 |
| 10 MILLER, Hunter | 0 | 2 | 0 | 2 | 0 | 0 | 3 | 3 | 2 | 0 | 4 | 1 | 0 |
| 11 GRAHAM, Aaron | 7 | 13 | 5 | 9 | 2 | 2 | 0 | 1 | 1 | 2 | 21 | 1 | 1 |
| 14 PEGG, Brian | 1 | 2 | 1 | 2 | 0 | 0 | 1 | 2 | 0 | 3 | 3 | 0 | 0 |
| 24 MCINERNEY, Liam | 0 | 3 | 0 | 2 | 0 | 0 | 1 | 3 | 0 | 0 | 0 | 0 | 1 |
| 33 WESTON, JR | 0 | 0 | 0 | 0 | 0 | 0 | 0 | 0 | 0 | 0 | 0 | 0 | 0 |
| TEAM | | | | | 1 | 2 | | | | | 1 | | |
| Totals | | 28 | 63 | 13 | 31 | 10 | 14 | 8 | 22 | 30 | 21 | 79 | 20 |

TOTAL FG% 1st Half: 12-29 41.4% 2nd Half: 16-34 47.1% Game: 44.4%
 3-Pt. FG% 1st Half: 7-15 46.7% 2nd Half: 6-16 37.5% Game: 41.9%
 F Throw % 1st Half: 3-3 100% 2nd Half: 7-11 63.6% Game: 71.4%

| Miami 1-0 | tot | 3-pt | rebounds | | | | | | | | | | |
|-------------------|-----|------|----------|-----|----|----|-----|----|----|----|----|----|-----|
| ## Player | fg | fga | fga | fta | of | de | tot | pf | tp | a | b | s | min |
| 35 Kenny Kadji | f | 5 | 10 | 2 | 5 | 0 | 2 | 10 | 12 | 4 | 12 | 5 | 3 |
| 42 Reggie Johnson | c | 6 | 16 | 0 | 3 | 10 | 14 | 7 | 4 | 11 | 2 | 22 | 2 |
| 00 Shane Larkin | g | 5 | 7 | 1 | 3 | 2 | 4 | 0 | 2 | 2 | 13 | 6 | 2 |
| 04 McKinney Jones | g | 5 | 10 | 1 | 3 | 3 | 3 | 1 | 4 | 2 | 14 | 2 | 1 |
| 15 Rion Brown | g | 4 | 9 | 2 | 6 | 0 | 0 | 1 | 1 | 10 | 2 | 1 | 0 |
| 02 Bishop Daniels | 3 | 5 | 1 | 1 | 0 | 0 | 0 | 1 | 2 | 3 | 21 | 1 | 2 |
| 21 Erik Swoope | 0 | 0 | 0 | 0 | 0 | 0 | 0 | 0 | 0 | 0 | 0 | 0 | 0 |
| 45 Julian Gamble | 4 | 4 | 0 | 1 | 3 | 1 | 5 | 6 | 2 | 9 | 1 | 0 | 1 |
| TEAM | | | | | 1 | 1 | | | | | 1 | | |
| Totals | | 32 | 61 | 7 | 21 | 16 | 24 | 12 | 27 | 39 | 13 | 87 | 19 |

TOTAL FG% 1st Half: 11-28 39.3% 2nd Half: 21-33 63.6% Game: 52.5%
 3-Pt. FG% 1st Half: 4-11 36.4% 2nd Half: 3-10 30.0% Game: 33.3%
 F Throw % 1st Half: 8-11 72.7% 2nd Half: 8-13 61.5% Game: 66.7%

Officials: Jerry Heater, JB Caldwell, Brian Shey
 Technical fouls: Stetson-None. University of Miami-None.
 Attendance: 3160
Score by Periods
 Stetson 34 45 79
 University of Miami 34 53 87
 Points in the paint-STET 24,UM 42. Points off turnovers-STET 16,UM 5.
 2nd chance points-STET 11,UM 20. Fast break points-STET 5,UM 4.
 Bench points-STET 24,UM 16. Score tied-5 times. Lead changed-4 times.
 Last FG-STET 2nd-02:00, UM 2nd-00:02.
 Largest lead-STET by 7 1st-15:13, UM by 13 2nd-07:36.

FGCU 63, Miami 51
11/13/12 Alico Arena

| Miami 1-1 | tot | 3-pt | rebounds | | | | | | | | | | |
|-------------------|-----|------|----------|-----|----|----|-----|----|----|----|----|----|-----|
| ## Player | fg | fga | fga | fta | of | de | tot | pf | tp | a | b | s | min |
| 15 Rion Brown | f | 0 | 7 | 0 | 6 | 1 | 2 | 2 | 4 | 0 | 1 | 3 | 2 |
| 35 Kenny Kadji | f | 4 | 10 | 1 | 3 | 4 | 7 | 4 | 4 | 8 | 1 | 13 | 0 |
| 42 Reggie Johnson | c | 2 | 8 | 0 | 0 | 2 | 7 | 4 | 6 | 10 | 4 | 6 | 1 |
| 00 Shane Larkin | g | 5 | 13 | 4 | 9 | 0 | 0 | 4 | 4 | 4 | 14 | 4 | 3 |
| 04 McKinney Jones | g | 3 | 10 | 1 | 6 | 1 | 1 | 2 | 4 | 8 | 1 | 2 | 0 |
| 02 Bishop Daniels | 2 | 5 | 2 | 2 | 2 | 0 | 0 | 0 | 0 | 8 | 1 | 1 | 0 |
| 21 Erik Swoope | 0 | 0 | 0 | 0 | 0 | 0 | 0 | 0 | 0 | 0 | 0 | 0 | 0 |
| 23 Tonye Jekiri | 0 | 0 | 0 | 0 | 1 | 2 | 1 | 0 | 2 | 1 | 0 | 1 | 0 |
| 45 Julian Gamble | 0 | 2 | 0 | 0 | 0 | 0 | 1 | 0 | 1 | 1 | 0 | 0 | 8 |
| TEAM | | | | | 1 | 1 | | | | | 1 | | |
| Totals | | 16 | 55 | 8 | 26 | 11 | 21 | 14 | 18 | 32 | 16 | 51 | 10 |

TOTAL FG% 1st Half: 8-30 26.7% 2nd Half: 8-25 32.0% Game: 29.1%
 3-Pt. FG% 1st Half: 5-15 33.3% 2nd Half: 3-11 27.3% Game: 30.8%
 F Throw % 1st Half: 4-9 44.4% 2nd Half: 7-12 58.3% Game: 52.4%

| FGCU 1-1 | tot | 3-pt | rebounds | | | | | | | | | | |
|-----------------------|-----|------|----------|-----|----|----|-----|----|----|----|----|----|-----|
| ## Player | fg | fga | fga | fta | of | de | tot | pf | tp | a | b | s | min |
| 12 MCKNIGHT, Eric | f | 5 | 7 | 0 | 4 | 5 | 4 | 4 | 8 | 4 | 14 | 0 | 4 |
| 20 FIELER, Chase | f | 3 | 4 | 0 | 1 | 2 | 1 | 2 | 5 | 7 | 1 | 1 | 0 |
| 00 CORMIER, Brett | g | 1 | 6 | 0 | 0 | 4 | 4 | 0 | 7 | 1 | 6 | 8 | 0 |
| 02 THOMPSON, B | g | 5 | 11 | 0 | 1 | 3 | 3 | 4 | 3 | 13 | 0 | 4 | 0 |
| 25 BROWN, S | g | 7 | 15 | 0 | 4 | 1 | 2 | 5 | 7 | 2 | 14 | 1 | 5 |
| 05 VARDEL, Chris | 0 | 0 | 0 | 0 | 0 | 0 | 0 | 3 | 2 | 0 | 2 | 0 | 1 |
| 15 CVJETICANIN, Filip | 2 | 6 | 1 | 5 | 0 | 0 | 1 | 3 | 2 | 5 | 0 | 1 | 0 |
| 23 MURRAY, Eddie | 2 | 2 | 0 | 0 | 0 | 0 | 1 | 2 | 5 | 1 | 1 | 2 | 0 |
| 35 GAUF, DaJuan | 0 | 0 | 0 | 0 | 0 | 0 | 2 | 2 | 1 | 0 | 1 | 0 | 0 |
| TEAM | | | | | 3 | 3 | | | | | 3 | | |
| Totals | | 25 | 51 | 1 | 11 | 12 | 15 | 10 | 30 | 40 | 23 | 63 | 12 |

TOTAL FG% 1st Half: 14-26 53.8% 2nd Half: 11-25 44.0% Game: 49.0%
 3-Pt. FG% 1st Half: 0-8 0.0% 2nd Half: 1-3 33.3% Game: 9.1%
 F Throw % 1st Half: 4-7 57.1% 2nd Half: 8-8 100% Game: 80.0%

Officials: Brian Shey, Frank Raposo and Jerry Heater
 Technical fouls: University of Miami-None. Florida Gulf Coast-None.
 Attendance: 4552
Score by Periods
 University of Miami 25 26 51
 Florida Gulf Coast 32 31 63
 Points in the paint-UM 14,FGCU 40. Points off turnovers-UM 15,FGCU 22.
 2nd chance points-UM 13,FGCU 14. Fast break points-UM 2,FGCU 4.
 Bench points-UM 9,FGCU 9. Score tied-3 times. Lead changed-2 times.
 Last FG-UM 2nd-00:17, FGCU 2nd-02:01.
 Largest lead-UM by 10 1st-12:19, FGCU by 15 2nd-01:14.

Miami 73, Jacksonville 57
11/16/12 BankUnited Center

| Jacksonville | tot | 3-pt | rebounds | | | | | | | | | | |
|----------------------|-----|------|----------|-----|----|----|-----|----|----|----|----|----|-----|
| ## Player | fg | fga | fga | fta | of | de | tot | pf | tp | a | b | s | min |
| 00 DAWSON, Javon | * 4 | 8 | 0 | 0 | 0 | 0 | 5 | 5 | 3 | 8 | 1 | 2 | 0 |
| 02 POWELL, Russell | * 1 | 3 | 1 | 2 | 0 | 0 | 2 | 0 | 2 | 1 | 3 | 3 | 4 |
| 11 HAYWOOD, Jarvis | * 3 | 8 | 0 | 1 | 3 | 0 | 2 | 0 | 2 | 3 | 6 | 2 | 0 |
| 21 MCDUGALD, Keith | * 0 | 5 | 0 | 2 | 2 | 1 | 0 | 1 | 0 | 2 | 2 | 3 | 2 |
| 42 POWELL, Glenn | * 3 | 4 | 0 | 0 | 3 | 6 | 2 | 3 | 5 | 3 | 9 | 0 | 3 |
| 05 GRAHAM, Evrin | 1 | 1 | 0 | 0 | 2 | 6 | 0 | 0 | 1 | 4 | 1 | 1 | 0 |
| 10 BELL, Marcellous | 5 | 0 | 4 | 0 | 0 | 0 | 1 | 1 | 2 | 0 | 2 | 1 | 0 |
| 20 FRITSCHE, Dylan | 7 | 13 | 6 | 11 | 3 | 3 | 0 | 1 | 1 | 23 | 1 | 0 | 0 |
| 23 FLEMING, Kordario | 1 | 2 | 0 | 0 | 0 | 0 | 2 | 1 | 3 | 3 | 2 | 0 | 1 |
| 44 ALDERMAN, Tyler | 0 | 1 | 0 | 0 | 0 | 0 | 0 | 1 | 1 | 3 | 0 | 0 | 0 |
| TEAM | | | | | 2 | 3 | | | | | 5 | | |
| Totals | | 20 | 50 | 7 | 20 | 10 | 20 | 12 | 15 | 27 | 22 | 57 | 11 |

TOTAL FG% 1st Half: 8-23 34.8% 2nd Half: 12-27 44.4% Game: 40.0%
 3-Pt. FG% 1st Half: 4-11 36.4% 2nd Half: 3-9 33.3% Game: 35.0%
 F Throw % 1st Half: 3-7 42.9% 2nd Half: 7-13 53.8% Game: 50.0%

| Miami | tot | 3-pt | rebounds | | | | | | | | | | |
|-------------------|-----|------|----------|-----|----|----|-----|----|----|----|----|----|-----|
| ## Player | fg | fga | fga | fta | of | de | tot | pf | tp | a | b | s | min |
| 00 Shane Larkin | * 9 | 13 | 2 | 5 | 7 | 7 | 0 | 4 | 6 | 2 | 27 | 5 | 0 |
| 04 McKinney Jones | * 2 | 6 | 1 | 3 | 6 | 6 | 0 | 6 | 6 | 2 | 11 | 3 | 0 |
| 15 Rion Brown | * 3 | 5 | 0 | 1 | 2 | 5 | 7 | 0 | 8 | 1 | 0 | 0 | 2 |
| 35 Kenny Kadji | * 2 | 5 | 1 | 3 | 2 | 1 | 3 | 4 | 3 | 7 | 2 | 5 | 2 |
| 45 Julian Gamble | * 4 | 6 | 0 | 5 | 10 | 2 | 0 | 13 | 0 | 3 | 1 | 2 | 31 |
| 02 Bishop Daniels | 0 | 1 | 0 | 0 | 0 | 0 | 1 | 1 | 4 | 0 | 1 | 1 | 0 |
| 03 Steve Sorenson | 0 | 0 | 0 | 0 | 0 | 0 | 0 | 0 | 0 | 0 | 0 | 0 | 0 |
| 12 Justin Heller | 0 | 0 | 0 | 0 | 0 | 0 | 0 | 0 | 0 | 0 | 0 | 0 | 0 |
| 21 Erik Swoope | 3 | 3 | 0 | 0 | 1 | 4 | 1 | 1 | 2 | 7 | 1 | 0 | 0 |
| 23 Tonye Jekiri | 0 | 0 | 0 | 0 | 1 | 0 | 0 | 1 | 0 | 1 | 0 | 1 | 6 |
| TEAM | | | | | 1 | 3 | | | | | 1 | | |
| Totals | | 23 | 39 | 4 | 12 | 23 | 35 | 7 | 23 | 30 | 12 | 73 | 13 |

TOTAL FG% 1st Half: 8-15 53.3% 2nd Half: 15-24 62.5% Game: 59.0%
 3-Pt. FG% 1st Half: 2-5 40.0% 2nd Half: 2-7 28.6% Game: 33.3%
 F Throw % 1st Half: 9-17 52.9% 2nd Half: 14-18 77.8% Game: 65.7%

Officials: Patrick Adams, Doug Sirmons, Ron Grover
 Attendance: 3135
Score by Periods
 Jacksonville 23 34 57
 University of Miami 27 46 73
 Points in the paint-JU 16,UM 28. Points off turnovers-JU 16,UM 22.
 2nd chance points-JU 8,UM 5. Fast break points-JU 2,UM 10.
 Bench points-JU 29,UM 7. Score tied-0 times. Lead changed-0 times.
 Last FG-JU 2nd-01:05, UM 2nd-02:42.
 Largest lead-JU None, UM by 16 2nd-00:27.

Miami 77, Detroit 62
11/24/12 BankUnited Center

| DETROIT 2-2 | tot | 3-pt | rebounds | | | | | | | | | | |
|----------------------|-----|------|----------|-----|----|----|-----|----|----|---|----|---|-----|
| ## Player | fg | fga | fga | fta | of | de | tot | pf | tp | a | b | s | min |
| 02 HOWARD, Juwan | * 1 | 6 | 0 | 3 | 3 | 3 | 0 | 2 | 2 | 1 | 5 | 1 | 0 |
| 03 McCALLUM, Ray | * 6 | 13 | 2 | 5 | 1 | 3 | 0 | 5 | 5 | 3 | 15 | 3 | 2 |
| 10 CALLISTE, Jason | * 5 | 10 | 3 | 8 | 2 | 3 | 1 | 5 | 1 | 5 | 0 | 2 | 34 |
| 23 ANDERSON, Doug | * 2 | 12 | 1 | 2 | 0 | 1 | 5 | 2 | 7 | 3 | 5 | 1 | 1 |
| 34 MINNERATH, Nick | * 7 | 16 | 5 | 13 | 4 | 2 | 4 | 22 | 1 | 1 | 0 | 1 | 34 |
| 11 BOUETTE, P.J. | 0 | 1 | 0 | 0 | 0 | 0 | 0 | 0 | 0 | 0 | 0 | 0 | 0 |
| 15 NJOKU, Ugochukwu | 0 | 0 | 0 | 0 | 0 | 0 | 1 | 0 | 1 | 0 | 0 | 0 | 0 |
| 21 LIPPERT, Jermaine | 0 | 0 | 0 | 0 | 0 | 0 | 0 | 2 | 0 | 0 | 0 | 0 | 10 |
| 32 WILSON, Anton | 0 | 0 | 0 | 0 | 0 | 0 | 0 | 1 | 0 | 0 | 0 | 0 | 2 |
| 33 BRUINSMA, Evan | 0 | 1 | 0 | 1</ | | | | | | | | | |

Miami 77, Charlotte 46 **Game 7**
12/14/12 **BankUnited Center**

| Charlotte 9-1 | tot-fg 3-pt | | | | | rebounds | | | | | a to b s min | | | | |
|------------------------|----------------------|-----|-----|-----|----|-----------------------|----|-----|----|----|--------------|---|----|-----|-----|
| ## Player | fg | fga | fgt | fta | ft | of | de | tot | pf | tp | a | b | s | min | |
| 01 CLARK, Darion | * 1 | 6 | 0 | 0 | 0 | 3 | 2 | 5 | 4 | 2 | 0 | 2 | 0 | 18 | |
| 10 INGRAM, Denzel | * 2 | 9 | 0 | 4 | 0 | 0 | 2 | 2 | 5 | 4 | 0 | 1 | 0 | 23 | |
| 14 WILLIAMS, Terrence | * 0 | 8 | 0 | 1 | 0 | 0 | 0 | 0 | 4 | 0 | 0 | 1 | 0 | 24 | |
| 15 HENRY, Pierria | * 3 | 8 | 0 | 2 | 0 | 1 | 4 | 5 | 4 | 0 | 1 | 0 | 1 | 27 | |
| 21 CLAYTON, Willie | * 5 | 9 | 0 | 0 | 1 | 6 | 0 | 6 | 1 | 11 | 0 | 1 | 2 | 20 | |
| 05 NICKERSON, E.Victor | * 1 | 4 | 1 | 2 | 1 | 2 | 0 | 0 | 1 | 4 | 2 | 3 | 0 | 16 | |
| 11 MAYFIELD, DeMario | * 2 | 0 | 1 | 0 | 0 | 1 | 3 | 4 | 2 | 2 | 3 | 0 | 0 | 25 | |
| 12 THORNE, Mike | * 1 | 1 | 0 | 0 | 0 | 1 | 0 | 1 | 0 | 2 | 0 | 0 | 0 | 3 | |
| 20 LEWIS, Colby | * 1 | 0 | 1 | 0 | 0 | 0 | 1 | 1 | 0 | 0 | 0 | 0 | 0 | 1 | |
| 30 THOMPSON, JT | * 1 | 5 | 1 | 0 | 0 | 3 | 3 | 1 | 2 | 0 | 0 | 0 | 0 | 13 | |
| 35 BRASWELL, Chris | * 5 | 10 | 1 | 2 | 2 | 6 | 6 | 2 | 13 | 0 | 2 | 1 | 0 | 27 | |
| 44 BENKOVIC, Ivan | * 0 | 0 | 0 | 0 | 0 | 0 | 0 | 0 | 0 | 0 | 0 | 0 | 0 | 3 | |
| TEAM | | | | | | 3 | 4 | 7 | | | | | | | |
| Totals | 20 | 63 | 2 | 14 | 4 | 11 | 15 | 25 | 40 | 24 | 46 | 5 | 16 | 3 | 200 |
| TOTAL FG% | 1st Half: 9-28 32.1% | | | | | 2nd Half: 11-35 31.4% | | | | | Game: 31.7% | | | | |
| 3-Pt. FG% | 1st Half: 1-4 25.0% | | | | | 2nd Half: 1-10 10.0% | | | | | Game: 14.3% | | | | |
| FThrow % | 1st Half: 3-4 75.0% | | | | | 2nd Half: 1-7 14.3% | | | | | Game: 36.4% | | | | |

| Miami 6-1 | tot-fg 3-pt | | | | | rebounds | | | | | a to b s min | | | | |
|---------------------|-----------------------|-----|-----|-----|----|-----------------------|----|-----|----|----|--------------|----|----|-----|-----|
| ## Player | fg | fga | fgt | fta | ft | of | de | tot | pf | tp | a | b | s | min | |
| 00 Shane Larkin | * 4 | 8 | 1 | 2 | 0 | 1 | 4 | 5 | 1 | 9 | 5 | 2 | 1 | 4 | 32 |
| 01 Durand Scott | * 5 | 8 | 2 | 3 | 4 | 6 | 2 | 10 | 12 | 2 | 16 | 4 | 2 | 1 | 4 |
| 04 McKinney Jones | * 3 | 9 | 0 | 3 | 4 | 4 | 0 | 2 | 2 | 1 | 1 | 1 | 0 | 0 | 26 |
| 35 Kenny Kadji | * 5 | 6 | 3 | 3 | 4 | 5 | 1 | 4 | 5 | 2 | 17 | 1 | 3 | 3 | 24 |
| 42 Reggie Johnson | * 3 | 8 | 0 | 2 | 4 | 1 | 3 | 4 | 2 | 8 | 0 | 2 | 1 | 0 | 25 |
| 03 Steve Sorenson | * 0 | 0 | 0 | 0 | 0 | 0 | 0 | 0 | 0 | 0 | 0 | 0 | 0 | 0 | 3 |
| 10 Raphael Akpejori | * 1 | 2 | 0 | 0 | 0 | 0 | 0 | 0 | 0 | 2 | 0 | 0 | 0 | 0 | 3 |
| 12 Justin Heller | * 1 | 1 | 0 | 0 | 0 | 2 | 3 | 3 | 2 | 0 | 0 | 0 | 0 | 0 | 3 |
| 15 Rion Brown | * 1 | 5 | 1 | 4 | 1 | 2 | 0 | 3 | 1 | 4 | 0 | 0 | 0 | 0 | 19 |
| 21 Erik Swoope | * 2 | 4 | 0 | 0 | 0 | 0 | 3 | 1 | 4 | 0 | 0 | 0 | 0 | 0 | 7 |
| 23 Tonye Jekiri | * 0 | 0 | 0 | 0 | 0 | 0 | 0 | 0 | 0 | 0 | 0 | 0 | 0 | 0 | 11 |
| 45 Julian Gamble | * 2 | 5 | 0 | 0 | 1 | 2 | 1 | 2 | 2 | 1 | 0 | 2 | 2 | 0 | 4 |
| TEAM | | | | | | 3 | 4 | 7 | | | | | | | |
| Totals | 27 | 56 | 7 | 15 | 16 | 26 | 12 | 31 | 43 | 12 | 77 | 11 | 12 | 129 | 200 |
| TOTAL FG% | 1st Half: 13-27 48.1% | | | | | 2nd Half: 14-29 48.3% | | | | | Game: 48.2% | | | | |
| 3-Pt. FG% | 1st Half: 5-10 50.0% | | | | | 2nd Half: 2-5 40.0% | | | | | Game: 46.7% | | | | |
| FThrow % | 1st Half: 3-5 60.0% | | | | | 2nd Half: 14-21 66.7% | | | | | Game: 61.5% | | | | |

Officials: Brian Dorsey, Brian O'Connell, Ray Perone
 Technical fouls: Charlotte-None. University of Miami-None.
 Attendance: 3275
Score by Periods

| 1st | 2nd | Total | |
|---------------------|-----|-------|----|
| Charlotte | 22 | 24 | 46 |
| University of Miami | 33 | 44 | 77 |

Points in the paint-CHA 30,UM 40. Points off turnovers-CHA 6,UM 20.
 2nd chance points-CHA 9,UM 7. Fast break points-CHA 0,UM 5.
 Bench points-CHA 23,UM 17. Score tied-0 times. Lead changed-0 times.
 Last FG-CHA 2nd-00:53, UM 2nd-00:20.
 Largest lead-CHA None, UM by 31 2nd-01:25.

Miami 72, UCF 50 **Game 8**
12/18/12 **UCF Arena**

| Miami 7-1 | tot-fg 3-pt | | | | | rebounds | | | | | a to b s min | | | | |
|---------------------|-----------------------|-----|-----|-----|----|-----------------------|----|-----|----|----|--------------|----|----|-----|----|
| ## Player | fg | fga | fgt | fta | ft | of | de | tot | pf | tp | a | b | s | min | |
| 32 Kenny Kadji | f 4 | 12 | 1 | 5 | 1 | 2 | 5 | 3 | 8 | 3 | 10 | 1 | 4 | 1 | 2 |
| 42 Reggie Johnson | c 5 | 8 | 1 | 2 | 5 | 6 | 4 | 9 | 13 | 0 | 16 | 1 | 1 | 0 | 27 |
| 00 Shane Larkin | g 5 | 10 | 1 | 2 | 0 | 0 | 1 | 4 | 5 | 2 | 11 | 6 | 2 | 0 | 36 |
| 01 Durand Scott | g 7 | 11 | 2 | 3 | 1 | 3 | 0 | 4 | 4 | 3 | 17 | 4 | 0 | 0 | 1 |
| 04 McKinney Jones | g 2 | 7 | 2 | 4 | 0 | 0 | 0 | 4 | 4 | 2 | 6 | 1 | 0 | 0 | 31 |
| 10 Raphael Akpejori | 0 | 0 | 0 | 0 | 0 | 0 | 1 | 1 | 0 | 0 | 0 | 0 | 0 | 0 | 1 |
| 12 Justin Heller | 0 | 0 | 0 | 0 | 0 | 0 | 0 | 0 | 0 | 0 | 0 | 0 | 0 | 0 | 1 |
| 15 Rion Brown | 3 | 6 | 0 | 3 | 0 | 0 | 0 | 0 | 0 | 2 | 6 | 1 | 1 | 0 | 22 |
| 21 Erik Swoope | 1 | 1 | 1 | 1 | 0 | 0 | 0 | 0 | 0 | 0 | 3 | 0 | 0 | 1 | 9 |
| 23 Tonye Jekiri | 1 | 3 | 0 | 0 | 1 | 2 | 2 | 2 | 4 | 3 | 0 | 0 | 0 | 0 | 11 |
| 45 Julian Gamble | 0 | 0 | 0 | 0 | 0 | 0 | 0 | 0 | 0 | 1 | 0 | 2 | 0 | 0 | 8 |
| TEAM | | | | | | 2 | 2 | | | | | | | | |
| Totals | 28 | 58 | 8 | 20 | 8 | 13 | 12 | 27 | 39 | 17 | 72 | 15 | 11 | 2 | 6 |
| TOTAL FG% | 1st Half: 15-29 51.7% | | | | | 2nd Half: 13-29 44.8% | | | | | Game: 48.3% | | | | |
| 3-Pt. FG% | 1st Half: 5-11 45.5% | | | | | 2nd Half: 3-9 33.3% | | | | | Game: 40.0% | | | | |
| FThrow % | 1st Half: 2-2 100% | | | | | 2nd Half: 6-11 54.5% | | | | | Game: 61.5% | | | | |

| UCF 6-3 | tot-fg 3-pt | | | | | rebounds | | | | | a to b s min | | | | |
|----------------------|----------------------|-----|-----|-----|----|-----------------------|----|-----|----|----|--------------|---|----|-----|-----|
| ## Player | fg | fga | fgt | fta | ft | of | de | tot | pf | tp | a | b | s | min | |
| 01 SPURLOCK, Tristan | f 1 | 5 | 1 | 1 | 2 | 0 | 3 | 3 | 1 | 4 | 2 | 1 | 0 | 0 | 29 |
| 32 WILSON, Casey | f 3 | 5 | 2 | 4 | 1 | 3 | 0 | 5 | 5 | 2 | 9 | 2 | 0 | 1 | 31 |
| 33 CLANTON, Keith | f 6 | 12 | 0 | 2 | 3 | 4 | 2 | 7 | 9 | 3 | 15 | 1 | 5 | 3 | 39 |
| 03 SYKES, Isaiah | g 3 | 10 | 0 | 1 | 3 | 1 | 2 | 4 | 9 | 1 | 3 | 0 | 2 | 39 | |
| 11 NEWELL, Calvin | g 1 | 6 | 0 | 3 | 2 | 1 | 1 | 2 | 0 | 4 | 2 | 3 | 0 | 1 | 20 |
| 02 HORODYSKI, Bobby | 0 | 0 | 0 | 0 | 0 | 0 | 1 | 1 | 0 | 0 | 0 | 0 | 0 | 0 | 1 |
| 04 WALKER, Daiguan | 3 | 6 | 2 | 5 | 1 | 3 | 0 | 0 | 0 | 1 | 9 | 1 | 0 | 0 | 1 |
| 12 WILLIAMS, Matt | 0 | 4 | 0 | 4 | 0 | 0 | 0 | 0 | 0 | 1 | 0 | 0 | 0 | 0 | 10 |
| 15 KARELL, Dylan | 0 | 0 | 0 | 0 | 0 | 0 | 0 | 0 | 0 | 0 | 0 | 0 | 0 | 0 | 1 |
| 52 BLAIR, Staphon | 0 | 0 | 0 | 0 | 0 | 0 | 0 | 0 | 0 | 0 | 0 | 1 | 0 | 1 | 3 |
| TEAM | | | | | | 1 | 3 | 4 | | | | | | | |
| Totals | 17 | 48 | 5 | 22 | 11 | 7 | 6 | 20 | 26 | 15 | 50 | 9 | 13 | 5 | 200 |
| TOTAL FG% | 1st Half: 7-23 30.4% | | | | | 2nd Half: 10-25 40.0% | | | | | Game: 35.4% | | | | |
| 3-Pt. FG% | 1st Half: 1-9 11.1% | | | | | 2nd Half: 4-13 30.8% | | | | | Game: 22.7% | | | | |
| FThrow % | 1st Half: 6-9 66.7% | | | | | 2nd Half: 5-8 62.5% | | | | | Game: 64.7% | | | | |

Officials: Rick Crawford, Rickartzell, Zelton Steed
 Technical fouls: University of Miami-None. UCF-None.
 Attendance: 5189
Score by Periods

| 1st | 2nd | Total | |
|---------------------|-----|-------|----|
| University of Miami | 37 | 35 | 72 |
| UCF | 21 | 29 | 50 |

Points in the paint-UM 34,UCF 22. Points off turnovers-UM 11,UCF 9.
 2nd chance points-UM 19,UCF 7. Fast break points-UM 6,UCF 2.
 Bench points-UM 12,UCF 9. Score tied-0 times. Lead changed-0 times.
 Last FG-UM 2nd-00:15, UCF 2nd-05:38.
 Largest lead-UM by 22 2nd-00:15, UCF None.

Miami 73, Hawai'i 58 **Game 9**
12/22/12 **Stan Sheriff Center**

| Miami 8-1 | tot-fg 3-pt | | | | | rebounds | | | | | a to b s min | | | | |
|---------------------|-----------------------|-----|-----|-----|----|-----------------------|----|-----|----|----|--------------|----|---|-----|------|
| ## Player | fg | fga | fgt | fta | ft | of | de | tot | pf | tp | a | b | s | min | |
| 00 Shane Larkin | * 4 | 10 | 2 | 4 | 2 | 2 | 0 | 2 | 2 | 0 | 12 | 1 | 1 | 0 | 35 |
| 01 Durand Scott | * 8 | 15 | 4 | 8 | 0 | 0 | 1 | 1 | 0 | 20 | 5 | 1 | 0 | 35 | |
| 15 Rion Brown | * 3 | 8 | 0 | 3 | 0 | 0 | 1 | 1 | 1 | 6 | 1 | 0 | 0 | 25 | |
| 35 Kenny Kadji | * 3 | 9 | 0 | 2 | 2 | 2 | 0 | 6 | 6 | 4 | 8 | 1 | 2 | 0 | 30 |
| 45 Julian Gamble | * 7 | 10 | 0 | 2 | 2 | 8 | 5 | 13 | 1 | 16 | 0 | 0 | 2 | 0 | 32 |
| 03 Steve Sorenson | * 0 | 0 | 0 | 0 | 0 | 1 | 0 | 0 | 0 | 0 | 0 | 0 | 0 | 0 | 1 |
| 04 McKinney Jones | * 2 | 4 | 0 | 1 | 7 | 0 | 4 | 4 | 2 | 11 | 2 | 1 | 0 | 1 | 24 |
| 10 Raphael Akpejori | * 0 | 0 | 0 | 0 | 0 | 1 | 1 | 2 | 0 | 0 | 0 | 0 | 0 | 0 | 4 |
| 12 Justin Heller | * 0 | 0 | 0 | 0 | 0 | 0 | 0 | 0 | 0 | 0 | 0 | 0 | 0 | 0 | 1 |
| 21 Erik Swoope | * 0 | 0 | 0 | 0 | 0 | 2 | 0 | 0 | 0 | 2 | 0 | 0 | 0 | 0 | 4 |
| 23 Tonye Jekiri | * 0 | 0 | 0 | 0 | 0 | 0 | 0 | 0 | 0 | 1 | 0 | 1 | 0 | 1 | 9 |
| TEAM | | | | | | 2 | 2 | | | | | | | | |
| Totals | 27 | 56 | 6 | 18 | 13 | 16 | 11 | 20 | 31 | 11 | 73 | 11 | 8 | 4 | 1020 |
| TOTAL FG% | 1st Half: 10-29 34.5% | | | | | 2nd Half: 17-27 63.0% | | | | | Game: 48.2% | | | | |
| 3-Pt. FG% | 1st Half: 1-10 10.0% | | | | | 2nd Half: 5-8 62.5% | | | | | Game: 33.3% | | | | |
| FThrow % | 1st Half: 1-3 33.3% | | | | | 2nd Half: 12-13 92.3% | | | | | Game: 81.3% | | | | |

| Hawai'i 5-4 | tot-fg 3-pt | | | | | rebounds | | | | | a to b s min | | | | |
|-----------------------|-------------|-----|-----|-----|----|----------|----|-----|----|----|--------------|---|---|-----|----|
| ## Player | fg | fga | fgt | fta | ft | of | de | tot | pf | tp | a | b | s | min | |
| 02 Jefferson, Garrett | * 0 | 0 | 0 | 0 | 0 | 0 | 0 | 0 | 0 | 0 | 0 | 0 | 0 | 0 | 4 |
| 15 Joaquin, Vander | * 4 | 8 | 1 | 0 | 0 | 4 | 3 | 7 | 2 | 9 | 1 | 3 | 1 | 0 | 22 |
| 21 Breerton, Hauns | * 2 | 7 | 0 | 2 | 0 | 0 | 1 | 2 | 0 | 4 | 0 | 1 | 0 | 0 | 15 |
| 34 Standhanger, R | * 2 | 6 | 0 | 3 | 0 | 3 | 0 | 5 | 5 | 7 | 1 | 1 | 0 | 0 | 23 |
| 42 Fotu, Isaac | * 2 | 5 | 0 | 1 | 3 | 4 | 3 | 7 | 2 | 5 | 3 | 1 | 0 | 1 | 27 |
| 01 Tavita, Jace | * 0 | 1 | 0 | 0 | 0 | 0 | 0 | 1 | | | | | | | |

Miami 62, Georgia Tech 49 Game 13
1/5/13 McCamish Pavilion

| ## | Player | tot-fg 3-pt | | | | | rebounds | | | | | a | t | b | s | min | |
|-----------|------------------|-----------------------|-----|-----------------------|-----|-------------|----------|----|-----|----|----|----|----|----|---|-----|-----|
| | | fg | fga | fg% | fta | ft% | of | de | tot | pf | tp | | | | | | |
| 45 | Julian Gamble | f | 2 | 6 | 0 | 3 | 4 | 2 | 5 | 7 | 4 | 7 | 1 | 1 | 2 | 0 | 25 |
| 35 | Kenny Kadji | c | 3 | 9 | 1 | 4 | 4 | 6 | 2 | 12 | 14 | 11 | 0 | 3 | 2 | 1 | 31 |
| 00 | Shane Larkin | g | 2 | 7 | 1 | 3 | 0 | 0 | 1 | 3 | 4 | 5 | 6 | 1 | 0 | 3 | 36 |
| 01 | Durand Scott | g | 2 | 7 | 0 | 2 | 0 | 0 | 0 | 0 | 3 | 4 | 4 | 4 | 0 | 2 | 33 |
| 04 | McKinney Jones | g | 3 | 10 | 1 | 4 | 2 | 3 | 1 | 4 | 5 | 9 | 2 | 2 | 0 | 0 | 30 |
| 10 | Raphael Akpejori | g | 1 | 3 | 0 | 0 | 0 | 0 | 1 | 3 | 4 | 2 | 0 | 1 | 0 | 1 | 13 |
| 15 | Rion Brown | g | 9 | 11 | 4 | 6 | 0 | 0 | 1 | 0 | 1 | 22 | 0 | 0 | 0 | 0 | 23 |
| 21 | Erik Swoope | g | 0 | 0 | 0 | 0 | 0 | 0 | 2 | 1 | 1 | 0 | 0 | 0 | 0 | 0 | 2 |
| 23 | Tonye Jekiri | g | 0 | 0 | 0 | 0 | 0 | 0 | 2 | 2 | 0 | 2 | 0 | 1 | 1 | 0 | 7 |
| TEAM | | 2 2 | | | | | | | | | | | | | | | |
| Totals | | 22 | 53 | 7 | 19 | 11 | 17 | 10 | 30 | 40 | 13 | 62 | 13 | 13 | 5 | 8 | 200 |
| TOTAL FG% | | 1st Half: 12-28 42.9% | | 2nd Half: 10-25 40.0% | | Game: 41.5% | | | | | | | | | | | |
| 3-Pt. FG% | | 1st Half: 4-10 40.0% | | 2nd Half: 3-9 33.3% | | Game: 36.8% | | | | | | | | | | | |
| F Throw % | | 1st Half: 5-6 83.3% | | 2nd Half: 6-11 54.5% | | Game: 64.7% | | | | | | | | | | | |

| ## | Player | tot-fg 3-pt | | | | | rebounds | | | | | a | t | b | s | min | |
|-----------|--------------------|----------------------|-----|----------------------|-----|-------------|----------|----|-----|----|----|----|----|----|---|-----|-----|
| | | fg | fga | fg% | fta | ft% | of | de | tot | pf | tp | | | | | | |
| 03 | Georges-Hunt | f | 3 | 9 | 0 | 3 | 1 | 2 | 4 | 6 | 3 | 7 | 1 | 2 | 0 | 1 | 31 |
| 04 | Carter Jr., Robert | f | 3 | 7 | 1 | 3 | 0 | 0 | 1 | 3 | 4 | 7 | 3 | 0 | 0 | 0 | 24 |
| 05 | Miller, Daniel | c | 2 | 7 | 0 | 2 | 2 | 1 | 6 | 7 | 2 | 6 | 0 | 2 | 1 | 1 | 25 |
| 00 | Udofia, Mfon | g | 2 | 7 | 2 | 4 | 4 | 5 | 2 | 1 | 3 | 10 | 1 | 2 | 0 | 0 | 29 |
| 23 | Reed, Brandon | g | 4 | 0 | 3 | 0 | 0 | 1 | 0 | 1 | 1 | 0 | 0 | 0 | 0 | 0 | 17 |
| 01 | Royal, Julian | g | 0 | 0 | 0 | 0 | 0 | 1 | 1 | 0 | 0 | 0 | 0 | 1 | 0 | 7 | |
| 02 | Jordan, Pierre | g | 0 | 0 | 0 | 0 | 0 | 1 | 1 | 1 | 0 | 1 | 1 | 1 | 0 | 9 | |
| 11 | Golden, Chris | g | 2 | 7 | 1 | 2 | 0 | 0 | 0 | 6 | 1 | 0 | 2 | 1 | 0 | 17 | |
| 12 | Pooler Jr., Stacey | g | 0 | 0 | 0 | 0 | 0 | 0 | 1 | 1 | 0 | 0 | 2 | 1 | 0 | 4 | |
| 14 | Morris, Jason | g | 3 | 2 | 0 | 0 | 0 | 1 | 1 | 0 | 0 | 1 | 0 | 0 | 0 | 9 | |
| 24 | Holsey, Kammeon | g | 4 | 7 | 0 | 2 | 4 | 0 | 1 | 1 | 1 | 10 | 2 | 0 | 0 | 24 | |
| 45 | Pooler, Solomon | g | 1 | 1 | 1 | 0 | 0 | 0 | 0 | 0 | 3 | 1 | 0 | 0 | 1 | 4 | |
| TEAM | | 3 3 | | | | | | | | | | | | | | | |
| Totals | | 17 | 52 | 5 | 18 | 10 | 15 | 7 | 22 | 29 | 13 | 49 | 13 | 12 | 2 | 5 | 200 |
| TOTAL FG% | | 1st Half: 8-23 34.8% | | 2nd Half: 9-29 31.0% | | Game: 32.7% | | | | | | | | | | | |
| 3-Pt. FG% | | 1st Half: 3-9 33.3% | | 2nd Half: 2-9 22.2% | | Game: 27.8% | | | | | | | | | | | |
| F Throw % | | 1st Half: 4-6 66.7% | | 2nd Half: 6-9 66.7% | | Game: 66.7% | | | | | | | | | | | |

Officials: Roger Ayers, Mike Eades, Doug Shows
 Technical fouls: University of Miami-None. Georgia Tech-None.
 Attendance: 7614
Score by Periods 1st 2nd Total
 University of Miami 33 29 62
 Georgia Tech 23 26 49

Points in the paint-UM 28,GT 16. Points off turnovers-UM 12,GT 10.
 2nd chance points-UM 8,GT 8. Fast break points-UM 11,GT 7.
 Bench points-UM 26,GT 19. Score tied-4 times. Lead changed-4 times.
 Last FG-UM 2nd-04:40, GT 2nd-01:32.
 Largest lead-UM by 23 2nd-08:07, GT by 3 1st-16:05.

Miami 68, UNC 59 Game 14
1/11/13 Smith Center

| ## | Player | tot-fg 3-pt | | | | | rebounds | | | | | a | t | b | s | min | |
|-----------|------------------|-----------------------|-----|-----------------------|-----|-------------|----------|----|-----|----|----|----|----|----|---|-----|-----|
| | | fg | fga | fg% | fta | ft% | of | de | tot | pf | tp | | | | | | |
| 35 | Kenny Kadji | f | 7 | 11 | 2 | 5 | 2 | 3 | 0 | 9 | 2 | 18 | 3 | 0 | 4 | 0 | 37 |
| 45 | Julian Gamble | f | 7 | 10 | 0 | 0 | 0 | 0 | 3 | 6 | 4 | 14 | 5 | 0 | 1 | 3 | 31 |
| 00 | Shane Larkin | g | 3 | 7 | 1 | 3 | 4 | 6 | 0 | 3 | 2 | 11 | 1 | 4 | 0 | 2 | 36 |
| 01 | Durand Scott | g | 4 | 12 | 2 | 6 | 1 | 2 | 1 | 5 | 6 | 2 | 11 | 5 | 1 | 0 | 38 |
| 04 | McKinney Jones | g | 1 | 5 | 1 | 4 | 2 | 2 | 0 | 1 | 1 | 5 | 1 | 5 | 0 | 1 | 26 |
| 10 | Raphael Akpejori | g | 0 | 0 | 0 | 0 | 0 | 0 | 0 | 0 | 0 | 0 | 0 | 0 | 0 | 10 | 7 |
| 15 | Rion Brown | g | 3 | 8 | 3 | 8 | 0 | 0 | 2 | 2 | 0 | 9 | 0 | 1 | 0 | 0 | 21 |
| 23 | Tonye Jekiri | g | 0 | 0 | 0 | 0 | 0 | 0 | 1 | 0 | 1 | 0 | 0 | 0 | 0 | 0 | 2 |
| TEAM | | 3 3 6 | | | | | | | | | | | | | | | |
| Totals | | 25 | 53 | 9 | 26 | 9 | 13 | 8 | 26 | 34 | 11 | 68 | 10 | 12 | 8 | 7 | 200 |
| TOTAL FG% | | 1st Half: 12-26 46.2% | | 2nd Half: 13-27 48.1% | | Game: 47.2% | | | | | | | | | | | |
| 3-Pt. FG% | | 1st Half: 4-12 33.3% | | 2nd Half: 5-14 35.7% | | Game: 34.6% | | | | | | | | | | | |
| F Throw % | | 1st Half: 2-4 50.0% | | 2nd Half: 7-9 77.8% | | Game: 69.2% | | | | | | | | | | | |

| ## | Player | tot-fg 3-pt | | | | | rebounds | | | | | a | t | b | s | min | |
|-----------|--------------------|-----------------------|-----|-----------------------|-----|-------------|----------|----|-----|----|----|----|----|----|---|-----|-----|
| | | fg | fga | fg% | fta | ft% | of | de | tot | pf | tp | | | | | | |
| 14 | Hubert, Desmond | f | 0 | 1 | 0 | 0 | 1 | 2 | 2 | 0 | 2 | 0 | 1 | 0 | 0 | 1 | 12 |
| 35 | Bullock, Reggie | f | 4 | 16 | 3 | 8 | 0 | 0 | 2 | 4 | 6 | 11 | 5 | 4 | 0 | 1 | 34 |
| 43 | McAdoo, James | f | 5 | 14 | 0 | 4 | 5 | 2 | 4 | 6 | 3 | 14 | 0 | 1 | 0 | 1 | 32 |
| 01 | Strickland, Dexter | g | 0 | 1 | 0 | 0 | 0 | 0 | 0 | 0 | 0 | 0 | 0 | 0 | 0 | 0 | 26 |
| 05 | Paige, Marcus | g | 4 | 7 | 2 | 3 | 0 | 0 | 5 | 5 | 4 | 10 | 5 | 3 | 0 | 0 | 33 |
| 00 | James, Joel | g | 1 | 1 | 0 | 0 | 0 | 0 | 1 | 1 | 2 | 0 | 0 | 0 | 0 | 0 | 4 |
| 11 | Johnson, Brice | g | 5 | 8 | 0 | 0 | 0 | 1 | 2 | 1 | 3 | 2 | 10 | 1 | 1 | 11 | 18 |
| 15 | Hairston, P.J. | g | 2 | 7 | 1 | 4 | 0 | 0 | 1 | 2 | 3 | 1 | 5 | 2 | 2 | 1 | 26 |
| 21 | Simmons, Jackson | g | 1 | 1 | 0 | 0 | 0 | 0 | 1 | 1 | 0 | 2 | 1 | 0 | 0 | 0 | 3 |
| 25 | Tokoto, J.P. | g | 2 | 4 | 0 | 0 | 0 | 0 | 1 | 2 | 3 | 1 | 4 | 1 | 0 | 0 | 12 |
| TEAM | | 2 1 3 | | | | | | | | | | | | | | | |
| Totals | | 24 | 60 | 6 | 15 | 5 | 8 | 12 | 21 | 33 | 11 | 59 | 15 | 11 | 3 | 9 | 200 |
| TOTAL FG% | | 1st Half: 13-27 48.1% | | 2nd Half: 11-33 33.3% | | Game: 40.0% | | | | | | | | | | | |
| 3-Pt. FG% | | 1st Half: 4-8 50.0% | | 2nd Half: 2-7 28.6% | | Game: 40.0% | | | | | | | | | | | |
| F Throw % | | 1st Half: 2-2 100% | | 2nd Half: 3-6 50.0% | | Game: 62.5% | | | | | | | | | | | |

Officials: Les Jones, Michael Stephens, Joe Lindsay
 Technical fouls: University of Miami-None. North Carolina-None.
 Attendance: 20516
Score by Periods 1st 2nd Total
 University of Miami 30 38 68
 North Carolina 32 27 59

Points in the paint-UM 22,NC 26. Points off turnovers-UM 14,NC 6.
 2nd chance points-UM 11,NC 14. Fast break points-UM 2,NC 4.
 Bench points-UM 9,NC 23. Score tied-7 times. Lead changed-11 times.
 Last FG-UM 2nd-03:05, NC 2nd-00:48.
 Largest lead-UM by 9 2nd-03:05, NC by 6 1st-03:09.

Miami 54, Maryland 47 Game 15
1/13/13 BankUnited Center

| ## | Player | tot-fg 3-pt | | | | | rebounds | | | | | a | t | b | s | min | |
|-----------|------------------|----------------------|-----|-----------------------|-----|-------------|----------|----|-----|----|----|----|----|----|---|-----|----|
| | | fg | fga | fg% | fta | ft% | of | de | tot | pf | tp | | | | | | |
| 32 | Dez Wells | f | 7 | 11 | 2 | 3 | 5 | 1 | 4 | 5 | 3 | 18 | 1 | 3 | 1 | 1 | 32 |
| 35 | James Padgett | f | 3 | 0 | 0 | 0 | 0 | 0 | 1 | 4 | 5 | 0 | 1 | 0 | 0 | 0 | 17 |
| 25 | Alex Len | c | 6 | 13 | 0 | 1 | 4 | 9 | 3 | 6 | 9 | 3 | 16 | 0 | 4 | 2 | 31 |
| 04 | Seth Allen | g | 2 | 8 | 0 | 3 | 0 | 0 | 0 | 3 | 3 | 4 | 4 | 0 | 1 | 0 | 29 |
| 05 | Nick Faust | g | 1 | 8 | 0 | 2 | 0 | 0 | 1 | 7 | 8 | 1 | 2 | 2 | 0 | 1 | 24 |
| 00 | Charles Mitchell | g | 0 | 3 | 0 | 0 | 0 | 0 | 0 | 1 | 2 | 0 | 0 | 0 | 0 | 10 | 12 |
| 02 | Logan Aronhalt | g | 1 | 4 | 1 | 3 | 0 | 0 | 1 | 2 | 3 | 0 | 3 | 0 | 2 | 0 | 11 |
| 10 | Jake Layman | g | 1 | 2 | 1 | 0 | 0 | 0 | 1 | 3 | 4 | 1 | 3 | 0 | 2 | 1 | 21 |
| 15 | Spencer Barks | g | 0 | 0 | 0 | 0 | 0 | 0 | 0 | 0 | 0 | 1 | 0 | 0 | 0 | 0 | 2 |
| 21 | Pe'Shon Howard | g | 5 | 0 | 3 | 0 | 0 | 0 | 2 | 2 | 0 | 0 | 1 | 1 | 0 | 1 | 17 |
| 44 | Shaquille Cleare | g | 0 | 0 | 0 | 0 | 0 | 0 | 1 | 1 | 0 | 0 | 1 | 0 | 0 | 0 | 4 |
| TEAM | | 4 3 7 | | | | | | | | | | | | | | | |
| Totals | | 18 | 57 | 3 | 15 | 8 | 18 | 12 | 36 | 48 | 16 | 47 | 4 | 15 | 6 | 200 | |
| TOTAL FG% | | 1st Half: 6-28 21.4% | | 2nd Half: 12-29 41.4% | | Game: 31.6% | | | | | | | | | | | |
| 3-Pt. FG% | | 1st Half: 0-6 0.0% | | 2nd Half: 3-9 33.3% | | Game: 20.0% | | | | | | | | | | | |
| F Throw % | | 1st Half: 2-6 33.3% | | 2nd Half: 6-12 50.0% | | Game: 44.4% | | | | | | | | | | | |

| ## | Player | tot-fg 3-pt | | | | | rebounds | | | | | a | t | b | s | min | |
|----|------------------|-------------|-----|-----|-----|-----|----------|----|-----|----|----|----|----|---|---|-----|----|
| | | fg | fga | fg% | fta | ft% | of | de | tot | pf | tp | | | | | | |
| 35 | Kenny Kadji | f | 5 | 13 | 3 | 6 | 1 | 6 | 1 | 4 | 5 | 3 | 14 | 0 | 2 | 1 | 33 |
| 45 | Julian Gamble | f | 4 | 9 | 0 | 0 | 0 | 2 | 3 | 6 | 5 | 8 | 0 | 3 | 4 | 1 | 32 |
| 00 | Shane Larkin | g | 5 | 11 | 0 | 3 | 0 | 0 | 1 | 3 | 4 | 0 | 10 | 6 | 0 | 1 | 37 |
| 01 | Durand Scott | g | 3 | 8 | 0 | 3 | 0 | 1 | 0 | 1 | 1 | 3 | 6 | 2 | 3 | 0 | 31 |
| 04 | McKinney Jones | g | 3 | 11 | 2 | 5 | 4 | 4 | 0 | 8 | 2 | 12 | 7 | 0 | 0 | 1 | 33 |
| 10 | Raphael Akpejori | g | 0 | 2 | 0 | 0 | 0 | 0 | 2 | 2 | 4 | 1 | 0 | 0 | 0 | 1 | 7 |
| 15 | Rion Brown | g | 1 | 6 | 0 | 0 | 0 | 0 | 2 | 2 | 0 | 2 | 0 | 2 | 0 | 0 | 16 |
| 21 | Erik Swoope | g | | | | | | | | | | | | | | | |

#14/15 Miami 73, Va. Tech 64 Game 19
1/30/13 Cassell Stadium

| # Player | tot-fg 3-pt | | | | | rebounds | | | | | a | t | b | s | min | | |
|-------------------|-------------|-----|-----|-----|-----|----------|----|-----|----|----|----|----|----|----|-----|----|-----|
| | fg | fga | fga | fta | fta | of | de | tot | pf | tp | | | | | | | |
| 35 Kenny Kadji | f | 6 | 10 | 1 | 5 | 7 | 2 | 2 | 4 | 3 | 18 | 0 | 3 | 1 | 0 | 28 | |
| 45 Julian Gamble | f | 1 | 1 | 0 | 0 | 0 | 1 | 6 | 7 | 2 | 2 | 0 | 0 | 3 | 1 | 24 | |
| 00 Shane Larkin | g | 9 | 14 | 5 | 10 | 2 | 3 | 3 | 2 | 25 | 3 | 3 | 2 | 3 | 40 | | |
| 01 Durand Scott | g | 2 | 10 | 0 | 4 | 1 | 2 | 1 | 0 | 1 | 3 | 5 | 3 | 2 | 0 | 37 | |
| 04 McKinney Jones | g | 4 | 9 | 2 | 5 | 2 | 2 | 0 | 3 | 3 | 12 | 4 | 0 | 0 | 1 | 33 | |
| 15 Rion Brown | g | 2 | 5 | 1 | 4 | 0 | 0 | 1 | 0 | 1 | 5 | 2 | 1 | 0 | 0 | 10 | |
| 23 Tonye Jekiri | g | 1 | 1 | 0 | 0 | 0 | 0 | 1 | 1 | 1 | 2 | 0 | 0 | 0 | 0 | 6 | |
| 42 Reggie Johnson | g | 1 | 4 | 0 | 0 | 2 | 2 | 3 | 1 | 0 | 4 | 0 | 3 | 2 | 0 | 22 | |
| TEAM | | | | | | | | 2 | 1 | 3 | | | | | | | |
| Totals | | 26 | 54 | 9 | 24 | 12 | 16 | 10 | 23 | 33 | 12 | 73 | 12 | 12 | 8 | 6 | 200 |

TOTAL FG% 1st Half: 13-28 46.4% 2nd Half: 13-26 50.0% Game: 48.1%
 3-Pt. FG% 1st Half: 3-11 27.3% 2nd Half: 6-13 46.2% Game: 37.5%
 F Throw % 1st Half: 0-1 0.0% 2nd Half: 12-15 80.0% Game: 75.0%

Virginia Tech 11-9, 2-5 tot-fg 3-pt

| # Player | fg fga fg% fta | | | | | rebounds | | | | | a | t | b | s | min | | |
|---------------------|----------------|-----|-----|-----|-----|----------|----|-----|----|----|----|----|----|----|-----|----|-----|
| | fg | fga | fga | fta | fta | of | de | tot | pf | tp | | | | | | | |
| 02 Joey van Zegeren | f | 1 | 5 | 0 | 0 | 0 | 2 | 4 | 6 | 3 | 2 | 0 | 4 | 0 | 0 | 22 | |
| 11 Erick Green | g | 11 | 20 | 5 | 8 | 3 | 4 | 0 | 2 | 2 | 1 | 30 | 3 | 0 | 1 | 37 | |
| 01 Robert Brown | g | 3 | 5 | 2 | 3 | 0 | 1 | 0 | 1 | 0 | 8 | 4 | 3 | 0 | 1 | 32 | |
| 04 Cadarian Raines | g | 5 | 6 | 0 | 0 | 1 | 2 | 6 | 8 | 4 | 10 | 0 | 2 | 1 | 2 | 19 | |
| 22 Christian Beyer | g | 0 | 1 | 0 | 0 | 0 | 0 | 1 | 1 | 1 | 0 | 0 | 0 | 0 | 0 | 4 | |
| 24 Joey Racer | g | 0 | 0 | 0 | 0 | 0 | 0 | 0 | 0 | 0 | 1 | 0 | 0 | 0 | 0 | 0+ | |
| 33 Marshall Wood | g | 0 | 2 | 0 | 1 | 0 | 3 | 0 | 0 | 0 | 0 | 0 | 0 | 0 | 0 | 6 | |
| TEAM | | | | | | | | 2 | 1 | 3 | | | | | | | |
| Totals | | 24 | 53 | 10 | 20 | 6 | 11 | 9 | 20 | 29 | 18 | 64 | 11 | 17 | 2 | 4 | 200 |

TOTAL FG% 1st Half: 13-24 54.2% 2nd Half: 11-29 37.9% Game: 45.3%
 3-Pt. FG% 1st Half: 5-10 50.0% 2nd Half: 5-10 50.0% Game: 50.0%
 F Throw % 1st Half: 1-5 20.0% 2nd Half: 5-6 83.3% Game: 54.5%

Officials: Karl Hess, Bryan Kersey, Brian Dorsey
 Technical fouls: University of Miami-None. Virginia Tech-None.
 Attendance: 5436

Score by Periods

| | 1st | 2nd | Total |
|---------------------|-----|-----|-------|
| University of Miami | 29 | 44 | 73 |
| Virginia Tech | 32 | 32 | 64 |

Points in the paint-UM 26, VT 16. Points off turnovers-UM 16, VT 12.
 2nd chance points-UM 8, VT 6. Fast break points-UM 4, VT 12.
 Bench points-UM 11, VT 18. Score tied-3 times. Lead changed-8 times.
 Last FG-UM 2nd-00:40, VT 2nd-00:11.
 Largest lead-UM by 12 2nd-00:21, VT by 12 1st-05:56.

#14/15 Miami 79, #19 NC State 78 Game 20
2/2/13 PNC Arena

| # Player | tot-fg 3-pt | | | | | rebounds | | | | | a | t | b | s | min | |
|-------------------|-------------|-----|-----|-----|-----|----------|----|-----|----|----|----|----|---|---|-----|-------|
| | fg | fga | fga | fta | fta | of | de | tot | pf | tp | | | | | | |
| 00 Shane Larkin | * f | 5 | 9 | 2 | 5 | 1 | 4 | 0 | 3 | 3 | 13 | 5 | 1 | 0 | 5 | 37 |
| 01 Durand Scott | * f | 6 | 10 | 0 | 3 | 6 | 9 | 0 | 2 | 2 | 3 | 18 | 2 | 2 | 0 | 35 |
| 04 McKinney Jones | * f | 2 | 11 | 0 | 7 | 0 | 0 | 0 | 1 | 1 | 0 | 4 | 0 | 1 | 0 | 23 |
| 35 Kenny Kadji | * f | 5 | 10 | 1 | 3 | 2 | 2 | 3 | 5 | 3 | 13 | 0 | 1 | 0 | 0 | 26 |
| 45 Julian Gamble | * f | 6 | 9 | 0 | 0 | 4 | 4 | 0 | 4 | 0 | 4 | 16 | 1 | 0 | 1 | 25 |
| 15 Rion Brown | g | 2 | 0 | 2 | 0 | 0 | 0 | 1 | 0 | 1 | 3 | 0 | 0 | 0 | 0 | 21 |
| 23 Tonye Jekiri | g | 0 | 0 | 0 | 0 | 0 | 0 | 2 | 2 | 0 | 0 | 1 | 2 | 0 | 0 | 6 |
| 42 Reggie Johnson | g | 6 | 10 | 0 | 1 | 3 | 4 | 2 | 6 | 8 | 3 | 15 | 0 | 1 | 1 | 23 |
| TEAM | | | | | | | | 1 | 1 | 2 | | | | | | |
| Totals | | 30 | 61 | 3 | 21 | 16 | 23 | 12 | 16 | 28 | 16 | 79 | 9 | 8 | 2 | 10200 |

TOTAL FG% 1st Half: 14-32 43.8% 2nd Half: 16-29 55.2% Game: 49.2%
 3-Pt. FG% 1st Half: 1-13 7.7% 2nd Half: 2-8 25.0% Game: 14.3%
 F Throw % 1st Half: 5-6 83.3% 2nd Half: 11-17 64.7% Game: 69.6%

NC State 16-6 (5-4 ACC) tot-fg 3-pt

| # Player | fg fga fg% fta | | | | | rebounds | | | | | a | t | b | s | min | |
|--------------------|----------------|-----|-----|-----|-----|----------|----|-----|----|----|----|----|----|----|-----|-----|
| | fg | fga | fga | fta | fta | of | de | tot | pf | tp | | | | | | |
| 00 Purvis, Rodney | * f | 5 | 9 | 2 | 3 | 1 | 2 | 2 | 4 | 3 | 13 | 2 | 4 | 0 | 0 | 27 |
| 01 Howell, Richard | * f | 7 | 11 | 0 | 0 | 1 | 1 | 3 | 5 | 8 | 2 | 15 | 1 | 2 | 1 | 35 |
| 14 Vandenberg, J. | * f | 0 | 2 | 0 | 0 | 0 | 0 | 0 | 0 | 1 | 0 | 0 | 0 | 1 | 1 | 7 |
| 15 Wood, Scott | * f | 3 | 5 | 2 | 3 | 0 | 0 | 0 | 2 | 2 | 3 | 8 | 0 | 2 | 0 | 30 |
| 24 Warren, T.J. | * f | 3 | 5 | 0 | 1 | 2 | 2 | 1 | 0 | 1 | 4 | 8 | 2 | 1 | 1 | 27 |
| 02 Leslie, C.J. | g | 6 | 12 | 0 | 0 | 7 | 2 | 10 | 12 | 4 | 18 | 1 | 2 | 0 | 1 | 38 |
| 12 Lewis, Tyler | g | 4 | 8 | 0 | 2 | 8 | 9 | 0 | 2 | 2 | 0 | 16 | 5 | 1 | 0 | 36 |
| TEAM | | | | | | | | 1 | 1 | 2 | | | | | | |
| Totals | | 28 | 52 | 4 | 9 | 18 | 21 | 9 | 22 | 31 | 17 | 78 | 11 | 12 | 3 | 200 |

TOTAL FG% 1st Half: 15-32 46.9% 2nd Half: 13-20 65.0% Game: 53.8%
 3-Pt. FG% 1st Half: 1-6 16.7% 2nd Half: 3-3 100% Game: 44.4%
 F Throw % 1st Half: 9-11 81.8% 2nd Half: 9-10 90.0% Game: 85.7%

Officials: James Luckie, Tim Kelly, Bernard Clinton
 Technical fouls: University of Miami-Reggie Johnson. NC State-None.
 Attendance: 19557

Score by Periods

| | 1st | 2nd | Total |
|---------------------|-----|-----|-------|
| University of Miami | 34 | 45 | 79 |
| NC State | 40 | 38 | 78 |

Points in the paint-UM 50, ST 44. Points off turnovers-UM 22, ST 8.
 2nd chance points-UM 16, ST 8. Fast break points-UM 15, ST 17.
 Bench points-UM 15, ST 34. Score tied-1 time. Lead changed-4 times.
 Last FG-UM 2nd-00:00, ST 2nd-03:10.
 Largest lead-UM by 9 1st-13:45, ST by 10 2nd-13:53.

#8/11 Miami 87, North Carolina 61 Game 22
2/9/13 BankUnited Center

| # Player | tot-fg 3-pt | | | | | rebounds | | | | | a | t | b | s | min | |
|-----------------------|-------------|-----|-----|-----|-----|----------|----|-----|----|----|----|----|----|----|-----|-----|
| | fg | fga | fga | fta | fta | of | de | tot | pf | tp | | | | | | |
| 14 Hubert, Desmond | f | 1 | 1 | 0 | 0 | 0 | 0 | 1 | 0 | 1 | 0 | 2 | 0 | 0 | 1 | 12 |
| 43 McAdoo, James M. | f | 3 | 12 | 0 | 0 | 0 | 0 | 3 | 3 | 2 | 6 | 0 | 3 | 1 | 0 | 26 |
| 01 Strickland, Dexter | g | 1 | 4 | 0 | 0 | 0 | 0 | 1 | 1 | 1 | 2 | 3 | 0 | 0 | 0 | 23 |
| 05 Paige, Marcus | g | 1 | 9 | 0 | 5 | 0 | 0 | 0 | 3 | 1 | 2 | 4 | 0 | 0 | 2 | 31 |
| 35 Bullock, Reggie | g | 5 | 8 | 1 | 3 | 4 | 4 | 3 | 7 | 0 | 14 | 1 | 1 | 0 | 0 | 29 |
| 00 James, Joel | g | 0 | 1 | 0 | 0 | 0 | 0 | 0 | 0 | 0 | 2 | 0 | 0 | 0 | 0 | 9 |
| 02 McDonald, Leslie | g | 4 | 8 | 2 | 4 | 0 | 0 | 1 | 1 | 2 | 10 | 0 | 1 | 0 | 0 | 16 |
| 04 Davis, Luke | g | 0 | 0 | 0 | 0 | 0 | 0 | 0 | 0 | 0 | 0 | 0 | 0 | 0 | 0 | 2 |
| 11 Johnson, Bryce | g | 3 | 8 | 0 | 2 | 2 | 1 | 3 | 2 | 8 | 0 | 0 | 0 | 0 | 1 | 13 |
| 15 Hairston, P.J. | g | 4 | 11 | 3 | 8 | 0 | 0 | 1 | 1 | 2 | 11 | 0 | 2 | 1 | 0 | 19 |
| 21 Simmons, Jackson | g | 2 | 2 | 0 | 0 | 0 | 0 | 2 | 3 | 5 | 4 | 2 | 0 | 0 | 0 | 13 |
| 25 Tokoto, J.P. | g | 1 | 1 | 0 | 0 | 0 | 0 | 0 | 0 | 0 | 2 | 0 | 0 | 0 | 0 | 7 |
| TEAM | | | | | | | | 2 | 2 | 4 | | | | | | |
| Totals | | 25 | 65 | 6 | 20 | 5 | 6 | 11 | 18 | 29 | 15 | 61 | 10 | 11 | 3 | 200 |

TOTAL FG% 1st Half: 11-30 36.7% 2nd Half: 14-35 40.0% Game: 38.5%
 3-Pt. FG% 1st Half: 5-13 38.5% 2nd Half: 1-7 14.3% Game: 30.0%
 F Throw % 1st Half: 0-0 0.0% 2nd Half: 5-6 83.3% Game: 83.3%

Miami 19-3 (10-0 ACC) tot-fg 3-pt

| # Player | fg fga fg% fta | | | | | rebounds | | | | | a | t | b | s | min | | |
|---------------------|----------------|-----|-----|-----|-----|----------|----|-----|----|----|----|----|----|----|-----|-----|----|
| | fg | fga | fga | fta | fta | of | de | tot | pf | tp | | | | | | | |
| 35 Kenny Kadji | f | 6 | 10 | 3 | 5 | 2 | 2 | 0 | 6 | 6 | 1 | 17 | 0 | 3 | 1 | 31 | |
| 45 Julian Gamble | c | 4 | 5 | 0 | 0 | 0 | 0 | 3 | 3 | 6 | 1 | 8 | 0 | 0 | 0 | 18 | |
| 00 Shane Larkin | g | 6 | 10 | 5 | 8 | 1 | 2 | 0 | 4 | 4 | 0 | 18 | 9 | 4 | 0 | 35 | |
| 01 Durand Scott | g | 6 | 12 | 3 | 2 | 2 | 2 | 4 | 6 | 1 | 17 | 5 | 2 | 0 | 32 | | |
| 04 McKinney Jones | g | 2 | 4 | 2 | 3 | 0 | 0 | 2 | 2 | 1 | 6 | 1 | 0 | 0 | 0 | 26 | |
| 03 Steve Sorenson | g | 0 | 0 | 0 | 0 | 0 | 0 | 0 | 0 | 0 | 0 | 0 | 0 | 0 | 0 | 1 | |
| 10 Raphael Akpejori | g | 0 | 0 | 0 | 0 | 0 | 0 | 0 | 0 | 0 | 0 | 0 | 0 | 0 | 0 | 1 | |
| 12 Justin Heller | g | 0 | 0 | 0 | 0 | 0 | 0 | 0 | 0 | 0 | 0 | 0 | 0 | 0 | 0 | 1 | |
| 15 Rion Brown | g | 3 | 6 | 2 | 5 | 3 | 4 | 1 | 0 | 1 | 0 | 11 | 1 | 0 | 0 | 24 | |
| 21 Erik Swoope | g | 0 | 0 | 0 | 0 | 0 | 0 | 0 | 1 | 1 | 0 | 0 | 0 | 0 | 0 | 1 | |
| 23 Tonye Jekiri | g | 1 | 1 | 0 | 0 | 0 | 0 | 1 | 1 | 2 | 2 | 0 | 1 | 0 | 0 | 9 | |
| 42 Reggie Johnson | g | 3 | 9 | 0 | 2 | 2 | 2 | 1 | 4 | 5 | 2 | 8 | 1 | 2 | 1 | 0 | 21 |
| TEAM | | | | | | | | 1 | 4 | 5 | | | | | | | |
| Totals | | 31 | 57 | 15 | 26 | 10 | 12 | 9 | 29 | 38 | 7 | 87 | 17 | 13 | 6 | 200 | |

TOTAL FG% 1st Half: 17-30 56.7% 2nd Half: 14-27 51.9% Game: 54.4%
 3-Pt. FG% 1st Half: 10-16 62.5% 2nd Half: 5-10 50.0% Game: 57.7%
 F Throw % 1st Half: 0-0 0.0% 2nd Half: 10-12 83.3% Game: 83.3%

Officials: James Luckie, Tim Nestor, Gary Maxwell
 Technical fouls: North Carolina-None. Miami-Julian Gamble.
 Attendance: 7972

Score by Periods

| | 1st | 2nd | Total |
|----------------|-----|-----|-------|
| North Carolina | 27 | 34 | 61 |
| Miami | 44 | 43 | 87 |

Points in the paint-NC 18, UM 22. Points off turnovers-NC 9, UM 16.
 2nd chance points-NC 13, UM 12. Fast break points-NC 7, UM 6.
 Bench points-NC 35, UM 21. Score tied

#2/2 Miami 54, Virginia 50
2/19/13 BankUnited Center

Game 25

Wake Forest 80, #2/2 Miami 65
2/23/13 Lawrence Joel Coliseum

Game 26

Virginia 18-8 (8-5 ACC) tot-fg 3-pt rebounds

| # Player | fg | fga | fg | fga | ft | fta | of | de | tot | pf | tp | a | b | s | min | | |
|--------------------|----|-----|----|-----|----|-----|----|----|-----|----|----|----|----|---|-----|----|-----|
| 25 Akil Mitchell | f | 3 | 10 | 0 | 0 | 0 | 4 | 4 | 8 | 3 | 6 | 1 | 2 | 0 | 1 | 29 | |
| 01 Jontel Evans | g | 1 | 5 | 0 | 0 | 3 | 4 | 0 | 4 | 4 | 1 | 5 | 7 | 1 | 0 | 1 | 35 |
| 02 Paul Jespersen | g | 3 | 6 | 2 | 4 | 0 | 0 | 0 | 4 | 4 | 4 | 8 | 0 | 2 | 0 | 1 | 34 |
| 12 Joe Harris | g | 7 | 16 | 1 | 5 | 1 | 2 | 1 | 6 | 7 | 2 | 16 | 2 | 1 | 0 | 1 | 36 |
| 23 Justin Anderson | g | 3 | 8 | 1 | 2 | 0 | 0 | 1 | 0 | 1 | 3 | 7 | 1 | 1 | 3 | 0 | 28 |
| 05 Teven Jones | 0 | 1 | 0 | 0 | 0 | 0 | 0 | 1 | 1 | 0 | 0 | 0 | 0 | 0 | 0 | 0 | 5 |
| 11 Evan Nolte | 2 | 5 | 1 | 4 | 1 | 2 | 0 | 1 | 1 | 3 | 6 | 1 | 0 | 1 | 2 | 22 | |
| 32 Darion Atkins | 1 | 1 | 0 | 0 | 0 | 0 | 0 | 0 | 1 | 1 | 2 | 0 | 0 | 0 | 0 | 11 | |
| TEAM | | | | | | | | | 2 | 3 | 5 | | | | | | |
| Totals | | 20 | 52 | 5 | 15 | 5 | 8 | 8 | 24 | 32 | 17 | 50 | 12 | 7 | 4 | 6 | 200 |

TOTAL FG% 1st Half: 9-26 34.6% 2nd Half: 11-26 42.3% Game: 38.5%
 3-Pt. FG% 1st Half: 1-5 20.0% 2nd Half: 4-10 40.0% Game: 33.3%
 F Throw % 1st Half: 3-4 75.0% 2nd Half: 2-4 50.0% Game: 62.5%

Miami 22-3 (13-0 ACC) tot-fg 3-pt rebounds

| # Player | fg | fga | fg | fga | ft | fta | of | de | tot | pf | tp | a | b | s | min | | |
|-------------------|----|-----|----|-----|----|-----|----|----|-----|----|----|----|----|---|-----|-----|----|
| 35 Kenny Kadji | f | 3 | 8 | 0 | 1 | 1 | 3 | 1 | 5 | 6 | 3 | 7 | 2 | 1 | 2 | 0 | 35 |
| 45 Julian Gamble | c | 4 | 7 | 0 | 0 | 2 | 2 | 5 | 7 | 1 | 8 | 0 | 1 | 4 | 0 | 20 | |
| 00 Shane Larkin | g | 4 | 7 | 0 | 1 | 3 | 4 | 0 | 3 | 3 | 2 | 11 | 6 | 1 | 0 | 0 | 34 |
| 01 Durand Scott | g | 2 | 6 | 0 | 1 | 2 | 2 | 0 | 0 | 0 | 1 | 6 | 1 | 1 | 0 | 3 | 37 |
| 04 McKinney Jones | g | 1 | 3 | 0 | 2 | 0 | 0 | 0 | 4 | 4 | 0 | 2 | 2 | 1 | 0 | 1 | 25 |
| 15 Rion Brown | 3 | 7 | 1 | 2 | 3 | 3 | 1 | 3 | 4 | 0 | 10 | 0 | 1 | 0 | 0 | 25 | |
| 23 Tonye Jekiri | 1 | 2 | 0 | 0 | 0 | 0 | 0 | 0 | 0 | 0 | 2 | 0 | 0 | 0 | 0 | 5 | |
| 42 Reggie Johnson | 4 | 7 | 0 | 0 | 0 | 2 | 1 | 6 | 7 | 3 | 8 | 0 | 2 | 1 | 0 | 19 | |
| TEAM | | | | | | | | | 1 | 1 | | | | | | | |
| Totals | | 22 | 47 | 1 | 7 | 9 | 16 | 6 | 26 | 32 | 10 | 54 | 11 | 8 | 4 | 200 | |

TOTAL FG% 1st Half: 12-24 50.0% 2nd Half: 10-23 43.5% Game: 46.8%
 3-Pt. FG% 1st Half: 0-4 0.0% 2nd Half: 1-3 33.3% Game: 14.3%
 F Throw % 1st Half: 0-2 0.0% 2nd Half: 9-14 64.3% Game: 56.3%

Officials: Ray Natili, Doug Simons, Raymond Stayons
 Technical fouls: Virginia-None. University of Miami-None.
 Attendance: 7972

Score by Periods

| | 1st | 2nd | Total |
|---------------------|-----|-----|-------|
| Virginia | 22 | 28 | 50 |
| University of Miami | 24 | 30 | 54 |

Points in the paint-VA 26,UM 34. Points off turnovers-VA 6,UM 4.
 2nd chance points-VA 7,UM 8. Fast break points-VA 2,UM 2.
 Bench points-VA 8,UM 20. Score tied-6 times. Lead changed-2 times.
 Last FG-VA 2nd-00:14, UM 2nd-00:05.
 Largest lead-VA by 1 2nd-13:06, UM by 7 1st-14:32.

Miami 22-4, 13-1 ACC tot-fg 3-pt rebounds

| # Player | fg | fga | fg | fga | ft | fta | of | de | tot | pf | tp | a | b | s | min | | |
|-------------------|----|-----|----|-----|----|-----|----|----|-----|----|----|----|---|----|-----|-----|----|
| 35 Kenny Kadji | f | 4 | 9 | 2 | 3 | 0 | 1 | 0 | 6 | 6 | 1 | 10 | 0 | 1 | 2 | 0 | 25 |
| 45 Julian Gamble | f | 1 | 4 | 0 | 0 | 0 | 0 | 2 | 3 | 5 | 4 | 2 | 0 | 0 | 2 | 0 | 13 |
| 00 Shane Larkin | g | 5 | 12 | 1 | 4 | 2 | 4 | 2 | 2 | 4 | 3 | 13 | 3 | 2 | 0 | 3 | 37 |
| 01 Durand Scott | g | 5 | 12 | 2 | 4 | 5 | 7 | 1 | 2 | 3 | 3 | 17 | 1 | 4 | 0 | 2 | 39 |
| 04 McKinney Jones | g | 4 | 7 | 3 | 5 | 0 | 0 | 0 | 2 | 2 | 1 | 11 | 2 | 2 | 0 | 0 | 27 |
| 15 Rion Brown | 1 | 10 | 0 | 5 | 0 | 0 | 0 | 6 | 6 | 4 | 2 | 0 | 2 | 0 | 0 | 25 | |
| 21 Erik Swoope | 2 | 2 | 0 | 0 | 0 | 1 | 2 | 0 | 2 | 4 | 4 | 0 | 0 | 0 | 0 | 11 | |
| 23 Tonye Jekiri | 1 | 1 | 0 | 0 | 0 | 0 | 2 | 1 | 3 | 2 | 2 | 0 | 0 | 0 | 0 | 7 | |
| 42 Reggie Johnson | 2 | 7 | 0 | 0 | 0 | 0 | 3 | 0 | 3 | 1 | 4 | 1 | 2 | 1 | 0 | 16 | |
| TEAM | | | | | | | | | 1 | 1 | | | | | | | |
| Totals | | 25 | 64 | 8 | 21 | 7 | 13 | 13 | 22 | 35 | 23 | 65 | 7 | 13 | 5 | 200 | |

TOTAL FG% 1st Half: 12-32 37.5% 2nd Half: 13-32 40.6% Game: 39.1%
 3-Pt. FG% 1st Half: 5-11 45.5% 2nd Half: 3-10 30.0% Game: 38.1%
 F Throw % 1st Half: 0-1 0.0% 2nd Half: 7-12 58.3% Game: 53.8%

Wake Forest 12-14, 5-9 tot-fg 3-pt rebounds

| # Player | fg | fga | fg | fga | ft | fta | of | de | tot | pf | tp | a | b | s | min | | |
|--------------------|----|-----|----|-----|----|-----|----|----|-----|----|----|----|----|----|-----|-----|----|
| 02 Thomas,Devin | f | 2 | 9 | 0 | 0 | 6 | 10 | 3 | 5 | 8 | 2 | 10 | 1 | 0 | 3 | 0 | 31 |
| 30 McKie,Travis | f | 2 | 4 | 0 | 2 | 4 | 4 | 0 | 10 | 10 | 1 | 8 | 2 | 1 | 5 | 1 | 34 |
| 45 Adala,Moto,A | f | 2 | 7 | 1 | 3 | 2 | 4 | 0 | 4 | 4 | 3 | 7 | 0 | 0 | 0 | 0 | 26 |
| 00 Miller-McIntyre | g | 6 | 8 | 0 | 1 | 3 | 4 | 0 | 2 | 2 | 1 | 15 | 3 | 3 | 0 | 1 | 28 |
| 11 Harris,CJ. | g | 7 | 13 | 5 | 5 | 4 | 6 | 1 | 3 | 4 | 2 | 23 | 1 | 3 | 0 | 0 | 36 |
| 01 Jones,Madison | 3 | 3 | 0 | 0 | 2 | 3 | 0 | 5 | 5 | 5 | 8 | 3 | 3 | 0 | 4 | 19 | |
| 10 Fischer,Chase | 0 | 0 | 0 | 0 | 0 | 0 | 0 | 0 | 0 | 0 | 0 | 0 | 0 | 0 | 0 | 4 | |
| 33 Rountree,Aaron | 0 | 0 | 0 | 0 | 0 | 0 | 0 | 0 | 0 | 0 | 0 | 0 | 0 | 0 | 1 | 6 | |
| 34 Cavanaugh,Tyler | 4 | 4 | 1 | 1 | 0 | 0 | 1 | 0 | 1 | 1 | 9 | 1 | 2 | 0 | 1 | 16 | |
| TEAM | | | | | | | | | 1 | 1 | | | | | | | |
| Totals | | 26 | 48 | 7 | 12 | 21 | 31 | 6 | 30 | 36 | 15 | 80 | 11 | 12 | 9 | 200 | |

TOTAL FG% 1st Half: 16-28 57.1% 2nd Half: 10-20 50.0% Game: 54.2%
 3-Pt. FG% 1st Half: 7-10 70.0% 2nd Half: 0-2 0.0% Game: 58.3%
 F Throw % 1st Half: 3-6 50.0% 2nd Half: 18-25 72.0% Game: 67.7%


Officials: Roger Ayers, Brian O'Connell, Joe Lindsay
 Technical fouls: University of Miami-None. Wake Forest-None.
 Attendance: 12037

Score by Periods

| | 1st | 2nd | Total |
|---------------------|-----|-----|-------|
| University of Miami | 29 | 36 | 65 |
| Wake Forest | 42 | 38 | 80 |

Points in the paint-UM 32,WF 30. Points off turnovers-UM 9,WF 15.
 2nd chance points-UM 9,WF 9. Fast break points-UM 2,WF 15.
 Bench points-UM 12,WF 17. Score tied-2 times. Lead changed-6 times.
 Last FG-UM 2nd-00:37, WF 2nd-02:29.
 Largest lead-UM by 3 1st-17:10, WF by 19 1st-01:10.

2012-13 Photo Roster



25
Garrius Adams
Sr. | G | 6-6 | 195
Apex, N.C.
Middle Creek




10
Raphael Akpejori
Jr. | F | 6-10 | 236
Lagos, Nigeria
Sunrise Christian Academy (Kan.)




15
Rion Brown
Jr. | G | 6-6 | 200
Hinesville, Ga.
Liberty County



45
Julian Gamble
Sr. | F/C | 6-10 | 250
Durham, N.C.
Southern Durham




12
Justin Heller
Jr. | G | 6-2 | 180
Boca Raton, Fla.
West Boca Raton Community




Tonye Jekiri
Fr. | C | 7-0 | 227
Hialeah, Fla.
Champagnat Catholic School




42
Reggie Johnson
Sr. | C | 6-10 | 292
Winston-Salem, N.C.
Winston-Salem Prep




35
Kenny Kadji
Sr. | F/C | 6-11 | 242
Douala, Cameroon
Pendleton/IMG/Florida



0
Shane Larkin
So. | G | 5-11 | 176
Orlando, Fla.
Dr. Phillips (Fla.)




4
Trey McKinney Jones
Sr. | G | 6-5 | 220
Milwaukee, Wis.
South Milwaukee/UMKC



1
Durand Scott
Sr. | G | 6-5 | 203
The Bronx, N.Y.
Rice High



3
Steve Sorenson
Fr. | G | 6-0 | 151
Dallas, Texas
Mark's School of Texas



21
Erik Swoope
Jr. | F | 6-6 | 233
Lake Elsinore, Calif.
Harvard-Westlake



Jim Larranaga
Head Coach



Eric Konkol
Assistant Coach



Michael Huger
Assistant Coach



Chris Caputo
Assistant Coach



Mike Summey
Director of Operations



GARRIUS ADAMS

Senior | Guard | 6-6 | 195

Apex, N.C. | Middle Creek

#25

Adams Season / Career Highs

Points

Season: --
Career: 16, at UNGC 02/15/11

Rebounds

Season: --
Career: 9, vs. Virginia 2/5/11

Assists

Season: --
Career: 6, vs. McNeese State 11/24/10

Steals

Season: --
Career: 3, (4x) last at Ole Miss 11/25/11

Blocked Shots

Season: --
Career: 2, (2x) last vs. Boston College 1/19/10

Field Goals

Season: --
Career: 6, at UNGC 2/15/11

Field Goal Attempts

Season: --
Career: 11, at UNGC 2/15/11

Free Throws

Season: --
Career: 7, vs. UCF 12/18/10

Free Throw Attempts

Season: --
Career: 12, vs. UCF 12/18/10

3-Point Field Goals

Season: --
Career: 4 (2x) last at West Virginia 12/10/11

3-Point Field Goal Attempts

Season: --
Career: 7 (4x) last vs. FGCU 11/22/11

Foul Disqualifications

Season: --
Career: 1, vs. Tennessee Tech 11/11/11

Minutes

Season: --
Career: 40, vs. Virginia 2/5/11

As a Junior (2011-12): In 19 games, averaged 4.5 points, 2.1 rebounds, 0.9 assists and 0.6 steals in 16.9 minutes per game ... Shot 39.7 percent from field, 34.0 from distance and 55.0 at the line ... Started first six games of season ... Sat out 14 games in January and February with lower extremity injury. Had surgery on Jan. 19 and returned to court Feb. 18 ... Posted 2.4 points, 0.6 rebounds in five ACC games ... Scored 6.5 ppg in two NIT games, playing 25.5 mpg ... Led (or tied) for team game highs in steals four times and in scoring, rebounding, assists and blocks once apiece ... Season highs include 15 points at West Virginia, eight rebounds vs. Tennessee Tech, three assists vs. Valparaiso, trio of steals at Ole Miss, four three-pointers made at West Virginia and 32 minutes at West Virginia and against Florida Gulf Coast.

As a Sophomore (2010-11): Played in all 36 games, with 24 starts - including stretch of 15 straight during ACC play (1/15-3/6) ... Averaged 7.3 points, 3.7 rebounds, 1.8 assists and 1.0 steal in 28.2 minutes per game ... Played at least 20 minutes in 33-of-36 games this season, with 1,014 minutes on hardwood, ranking 17th in program history ... Scored in double-figures 12 times, including seven times versus ACC opponents ... Grabbed five-plus boards 11 times, including season-high nine in overtime win against Virginia (2/5).

As a Freshman (2009-10): Averaged 3.8 points and 2.1 rebounds per game, playing in 32 games as true freshman -- tying Reggie Johnson for second-most appearances among UM freshmen in 2009-10 ... Started seven-straight games in ACC play -- also second most among UM freshmen, posting 3.9 points and 1.7 boards per outing versus conference opponents ... Knocked down three-pointer in seven of last 12 games ... Scored in double figures twice, including season- and game-high 13 points at Wake Forest (2/2) on season-best 4-of-8 shooting from field -- including season-best 3-for-5 from beyond the -- with three rebounds and steal.

High School: Ranked among the top 20 shooting guards by ESPN and among top 30 by Scout ... Averaged 21.8 points per game as a senior en route to setting Middle Creek High School scoring record in career points ... In 2009, named to N.C. Basketball Coaches Association District 5 All-District first team and NCPreps.com All-State Boys Basketball Team ... Competed in North Carolina/South Carolina All-Star Classic ... As a junior, averaged 18.2 points and 7.8 rebounds per game en route to NCHSAA 4-A All-State honors ... Coached by David Kushner ... Averaged 20.1 points per game with AAU team -- Garner Road, and was named to all-tournament team at Bob Gibbons Tournament of Champions in May 2008 ... Also recruited by Wake Forest, NC State, Virginia Tech and South Carolina.

Personal: First name is pronounced GARY-us ... Born Nov. 15, 1990 ... Son of Valerie and Gary Adams ... Brother to Deion, Ashley and Destiny ... Will graduate in June 2013 with a degree in sports administration ... Aspirations of becoming general manager of NBA team ... Off the court, enjoys music.

| 2009-10 | | | |
|-------------------|----|---|---|
| Opposition | P | R | A |
| NC Central | 3 | 4 | 0 |
| Nova Southeastern | 10 | 2 | 0 |
| Tulane | 4 | 2 | 1 |
| UNC Wilmington | 0 | 0 | 0 |
| South Carolina | 3 | 2 | 0 |
| FGCU | 6 | 3 | 2 |
| USC Upstate | 1 | 3 | 1 |
| Minnesota | 2 | 1 | 1 |
| at Boston College | 4 | 1 | 1 |
| SC State | 5 | 4 | 1 |
| at Stetson | 4 | 5 | 0 |
| FAU | 9 | 2 | 1 |
| NC A&T | 1 | 8 | 1 |
| Bethune-Cookman | 6 | 2 | 0 |
| at Pepperdine | 5 | 1 | 2 |
| Wake Forest | 0 | 1 | 0 |
| at Virginia Tech | 6 | 2 | 1 |
| at Virginia | 0 | 1 | 0 |
| Boston College | 2 | 2 | 3 |
| at Maryland | 4 | 1 | 1 |
| Virginia Tech | 3 | 1 | 0 |
| at Wake Forest | 13 | 3 | 0 |
| at Florida St. | 5 | 3 | 1 |
| Georgia Tech | 6 | 3 | 0 |
| at Clemson | 5 | 0 | 2 |
| Duke | 2 | 2 | 0 |
| Virginia | 3 | 3 | 0 |
| NC State | 9 | 1 | 0 |
| at North Carolina | 0 | 1 | 0 |
| Florida St. | 0 | 2 | 0 |
| Wake Forest | 0 | 0 | 0 |
| Duke | 0 | 0 | 0 |

| 2010-11 | | | |
|------------------|----|---|---|
| Opposition | P | R | A |
| Jacksonville | 3 | 1 | 3 |
| at Memphis | 5 | 7 | 0 |
| N.C. Central | 10 | 3 | 2 |
| at Rutgers | 0 | 0 | 0 |
| McNeese St. | 11 | 4 | 6 |
| at FGCU | 13 | 5 | 1 |
| Ole Miss | 6 | 3 | 2 |
| West Virginia | 9 | 3 | 2 |
| Stetson | 4 | 2 | 5 |
| UCF | 7 | 5 | 0 |
| Oral Roberts | 10 | 2 | 0 |
| Rice | 9 | 4 | 3 |
| Akron | 4 | 1 | 1 |
| Pepperdine | 6 | 0 | 2 |
| at Duke | 0 | 3 | 0 |
| at Clemson | 14 | 5 | 3 |
| BC | 12 | 2 | 2 |
| Florida St. | 2 | 8 | 2 |
| at NC State | 2 | 2 | 2 |
| UNC | 12 | 3 | 1 |
| at Virginia Tech | 11 | 2 | 1 |
| Georgia Tech | 11 | 3 | 1 |
| Virginia | 8 | 9 | 2 |
| at Wake Forest | 8 | 4 | 1 |
| Duke | 9 | 6 | 2 |
| at UNGC | 16 | 4 | 2 |
| Clemson | 4 | 5 | 3 |
| at BC | 12 | 6 | 4 |
| at Florida St. | 7 | 8 | 3 |
| Maryland | 4 | 4 | 3 |
| at Georgia Tech | 7 | 1 | 1 |
| Virginia Tech | 10 | 5 | 2 |
| UNC | 0 | 3 | 1 |
| FAU | 4 | 2 | 1 |
| Missouri St. | 8 | 3 | 1 |
| at Alabama | 4 | 4 | 1 |

| 2011-12 | | | |
|-------------------|----|---|---|
| Opposition | P | R | A |
| TENNESSEE TECH | 3 | 8 | 0 |
| RUTGERS | 9 | 3 | 2 |
| UNF | 14 | 5 | 2 |
| FLA. GULF COAST | 7 | 4 | 1 |
| at Ole Miss | 4 | 7 | 1 |
| at Purdue | 2 | 1 | 1 |
| Memphis | 0 | 0 | 0 |
| at West Virginia | 15 | 3 | 2 |
| APPALACHIAN ST. | 3 | 1 | 1 |
| UNCG | 0 | 1 | 1 |
| WAKE FOREST | 6 | 2 | 1 |
| at Maryland | 0 | 0 | 0 |
| FLORIDA STATE | 1 | 0 | 0 |
| at NC State | 5 | 1 | 0 |
| BOSTON COLLEGE | 0 | 0 | 1 |
| at Georgia Tech | 0 | 0 | 0 |
| vs. Florida State | 3 | 1 | 1 |
| VALPARAISO | 8 | 2 | 3 |
| MINNESOTA | 5 | 1 | 0 |

ADAMS CAREER STATISTICS

| Season | GP | GS | Min. | Avg. | Total | | | 3-Point | | | Free Throws | | | Rebounds | | | | Scoring | | | | | | | |
|--------------|-----------|-----------|-------------|-------------|------------|------------|-------------|-----------|------------|-------------|-------------|------------|-------------|-----------|------------|------------|------------|------------|----------|------------|-----------|-----------|-----------|------------|------------|
| | | | | | FGA | Pct. | FT | FG | FGA | Pct. | FTA | Pct. | Off. | Def. | Tot. | Avg. | PF | FO | Ast. | TO | Blk | Stl | Pts. | Avg. | |
| 2009-10 | 32 | 7 | 540 | 16.9 | 38 | 118 | .322 | 26 | 89 | .292 | 19 | 29 | .655 | 19 | 47 | 66 | 2.1 | 20 | 0 | 19 | 25 | 6 | 23 | 121 | 3.8 |
| 2010-11 | 36 | 24 | 1014 | 28.2 | 88 | 227 | .388 | 35 | 114 | .307 | 51 | 75 | .680 | 37 | 95 | 132 | 3.7 | 68 | 0 | 66 | 60 | 6 | 37 | 262 | 7.3 |
| 2011-12 | 19 | 6 | 319 | 16.8 | 29 | 73 | .397 | 16 | 47 | .340 | 11 | 20 | .550 | 11 | 29 | 40 | 2.1 | 21 | 1 | 17 | 14 | 2 | 11 | 85 | 4.5 |
| TOTAL | 87 | 37 | 1873 | 21.5 | 155 | 418 | .371 | 77 | 250 | .308 | 81 | 124 | .653 | 67 | 171 | 238 | 2.7 | 109 | 1 | 102 | 99 | 14 | 71 | 468 | 5.4 |



RAPHAEL AKPEJIORI #10

Junior | Forward | 6-10 | 236

Lagos, Nigeria | Sunrise Christian Academy (Kan.)

- Very strong and physical player who loves contact and has no regard for his own body
- Sets hard screens and rebounds at a good rate
- Majoring in mechanical engineering, taking classes such as applied thermodynamics and design of fluid & thermal systems. Three siblings are studying in Nigeria to be a civil engineer, chemical engineer and cell biology & genetics engineer.
- 185 test: 16 reps | Front squat: 330 | 1-step vertical: 33.5 | Bench max: 270
- Improved bench max from 215 to 270 and 185 test from 9-16 in 15 months under strength coach Jim Krumpus
- Full name is Ethasor Raphael Akpejori ... Goes by Raphael ... First name is pronounced A-tha-saur ... Last name is pronounced AHK-peh-jour-ee
- Born Oct. 10, 1990
- Also recruited by Texas A&M, Colorado, USF and UCF

As a Sophomore (2011-12):

- Averaged 3.1 points and 2.6 rebounds in first nine games of season
- Led (or tied) for team game highs in blocked shots three times and in rebounds once
- Averaged 11.9 minutes per game until return of Reggie Johnson
- Book Buster (3.0 GPA), Athletics Director Honor Roll (3.2 GPA), Dean's List (3.5 GPA)

As a Freshman (2010-11):

- UM's second-most active player on glass, pulling down 18.5 percent of rebounds when in game - including 20.8 percent of defensive boards.

High School

Kansas All-State Class 1-A honorable mention selection ... Rated as No. 64 power forward by ESPN ... Played AAU basketball for Baltimore Elite ... Played in international game during 2008 Jordan Brand Basketball Classic in New York City.

| 2010-11 | | | | 2011-12 | | | |
|------------------|---|---|---|-------------------|---|---|---|
| Opposition | P | R | A | Opposition | P | R | A |
| Jacksonville | 0 | 1 | 0 | TENNESSEE TECH | 7 | 3 | 0 |
| at Memphis | 2 | 1 | 0 | RUTGERS | 3 | 1 | 1 |
| N.C. Central | 8 | 5 | 0 | UNF | 5 | 4 | 0 |
| at Rutgers | 4 | 2 | 0 | FLA. GULF COAST | 0 | 0 | 0 |
| McNeese St. | 2 | 4 | 0 | at Ole Miss | 0 | 1 | 0 |
| at FGCU | 1 | 2 | 0 | at Purdue | 2 | 7 | 1 |
| West Virginia | 0 | 0 | 0 | UMASS | 6 | 3 | 0 |
| Stetson | 2 | 0 | 0 | Memphis | 2 | 2 | 0 |
| UCF | 1 | 1 | 0 | at West Virginia | 3 | 2 | 0 |
| Oral Roberts | 2 | 4 | 0 | at Charlotte | 0 | 0 | 0 |
| Rice | 0 | 2 | 0 | APPALACHIAN ST. | 0 | 0 | 0 |
| Pepperdine | 3 | 2 | 0 | at North Carolina | 2 | 1 | 0 |
| at Duke | 1 | 3 | 0 | at Boston College | 0 | 0 | 0 |
| at Clemson | 0 | 0 | 0 | MARYLAND | 4 | 1 | 0 |
| Florida St. | 2 | 0 | 0 | VIRGINIA TECH | 0 | 0 | 0 |
| UNC | 1 | 1 | 0 | NORTH CAROLINA | 0 | 0 | 0 |
| at Virginia Tech | 0 | 0 | 0 | WAKE FOREST | 0 | 0 | 0 |
| at UNG | 2 | 2 | 0 | at Maryland | 2 | 2 | 0 |
| Maryland | 0 | 0 | 0 | FLORIDA STATE | 0 | 4 | 0 |
| at Alabama | 0 | 1 | 0 | at Georgia Tech | 0 | 0 | 0 |
| | | | | vs. Florida State | 0 | 1 | 0 |
| | | | | MINNESOTA | 0 | 1 | 0 |

Akpejori Season / Career Highs

Points

Season: 4, at Boston College, 1/16/13

Career: 8, vs. NC Central 11/19/10

ACC: 4 (2x) last at Boston College, 1/16/13

Rebounds

Season: 4 (2x) last vs. Maryland, 1/13/13

Career: 7, at Purdue 11/29/11

ACC: 4 (3x) last vs. Maryland, 1/13/13

Assists

Season: 1, vs. Florida State, 1/27/13

Career: 1 (3x), last vs. Florida State, 1/27/13

ACC: 1, vs. Florida State, 1/27/13

Steals

Season: 1 (3x), last vs. Florida State, 1/27/13

Career: 1, (8x), last vs. Florida State, 1/27/13

ACC: 1 (5x), last vs. Florida State, 1/27/13

Blocked Shots

Season: 2, vs. Charlotte, 12/14/12

Career: 4 (2x), last vs. UNF 11/19/11

ACC: 2, vs. Florida State, 1/19/11

Field Goals

Season: 2, at Boston College, 1/16/13

Career: 3(2x) last vs. Tennessee Tech 11/11/11

ACC: 2 (2x) last at Boston College, 1/16/13

Field Goal Attempts

Season: 3 (2x) last at Boston College, 1/16/13

Career: 4, UNF 11/19/11

ACC: 3 (3x) last at Boston College, 1/16/13

Free Throws

Season: 1, vs. Arizona, 12/23/12

Career: 4, at Rutgers 11/21/10

ACC: 2, vs. Florida State, 1/19/11

Free Throw Attempts

Season: 2, vs. Arizona, 12/23/12

Career: 4 (4x), last vs. Memphis 12/06/11

ACC: 3, at Duke, 1/2/11

3-Point Field Goals

Season: --

Career: --

ACC: --

3-Point Field Goal Attempts

Season: --

Career: --

ACC: --

Foul Disqualifications

Season: --

Career: --

Minutes

Season: 13, at Georgia Tech, 1/5/13

Career: 22, vs. UNF 11/19/11

ACC: 13, at Georgia Tech, 1/5/13

| Season | CAREER STATISTICS | | | | Total | | 3-Point | | Free Throws | | | Rebounds | | | | Scoring | | | | | | | | | |
|--------------|-------------------|----------|------------|------------|-----------|-----------|-------------|----------|-------------|-------------|-----------|-----------|-------------|-----------|-----------|-----------|------------|-----------|----------|----------|-----------|-----------|----------|-----------|------------|
| | GP | GS | Min. | Avg. | FG | FGA | Pct. | FG | FGA | Pct. | FT | FTA | Pct. | Off. | Def. | Tot. | Avg. | PF | FO | Ast. | TO | Blk | Stl | Pts. | Avg. |
| 2010-11 | 20 | 0 | 98 | 4.9 | 5 | 10 | .500 | 0 | 0 | .000 | 21 | 32 | .656 | 13 | 18 | 31 | 1.6 | 16 | 0 | 5 | 12 | 2 | 31 | 1.6 | |
| 2011-12 | 22 | 3 | 147 | 6.7 | 13 | 27 | .481 | 0 | 0 | .000 | 10 | 17 | .588 | 21 | 12 | 33 | 1.5 | 27 | 0 | 2 | 7 | 11 | 4 | 36 | 1.6 |
| 2012-13 | 14 | 0 | 71 | 5.1 | 5 | 13 | .385 | 0 | 0 | .000 | 1 | 3 | .333 | 6 | 12 | 18 | 1.3 | 7 | 0 | 1 | 2 | 3 | 3 | 11 | 0.8 |
| TOTAL | 56 | 3 | 316 | 5.6 | 23 | 50 | .460 | 0 | 0 | .000 | 32 | 52 | .615 | 40 | 42 | 82 | 1.5 | 50 | 0 | 3 | 14 | 26 | 9 | 78 | 1.4 |

| AKPEJIORI 2012-13 | | TOTAL | | | 3-PTS | | | FREE THROWS | | | REBOUNDS | | | | | | | | | | | | | |
|-------------------|----------|----------|-----------|----------|-----------|-------------|----------|-------------|-------------|----------|----------|-------------|----------|-----------|-----------|------------|----------|----------|----------|----------|----------|----------|-----------|------------|
| Opponent | Date | GS | Min | FG | FGA | Pct | 3FG | FGA | Pct | FT | FTA | Pct | Off | Def | Tot | Avg | PF | FO | A | TO | Blk | Stl | Pts | Avg |
| STETSON | 11-09-12 | | DNP | | | | | | | | | | | | | | | | | | | | | |
| at FGCU | 11-13-12 | | DNP | | | | | | | | | | | | | | | | | | | | | |
| JACKSONVILLE | 11-16-12 | | DNP | | | | | | | | | | | | | | | | | | | | | |
| DETROIT | 11-24-12 | | DNP | | | | | | | | | | | | | | | | | | | | | |
| MICHIGAN STATE | 11-28-12 | | DNP | | | | | | | | | | | | | | | | | | | | | |
| at Massachusetts | 12-01-12 | | DNP | | | | | | | | | | | | | | | | | | | | | |
| CHARLOTTE | 12-14-12 | 3 | 1 | 2 | .500 | 0 | 0 | .000 | 0 | 1 | .000 | 0 | 0 | 0 | 0.0 | 0 | 0 | 0 | 0 | 2 | 0 | 2 | 2 | 2.0 |
| at UCF | 12-18-12 | 1 | 0 | 0 | .000 | 0 | 0 | .000 | 0 | 0 | .000 | 0 | 1 | 1 | 0.5 | 0 | 0 | 0 | 0 | 0 | 0 | 0 | 0 | 1.0 |
| at Hawai'i | 12-22-12 | 4 | 0 | 0 | .000 | 0 | 0 | .000 | 0 | 0 | .000 | 1 | 1 | 2 | 1.0 | 0 | 0 | 0 | 0 | 0 | 0 | 0 | 0 | 0.7 |
| vs Arizona | 12-23-12 | 3 | 0 | 0 | .000 | 0 | 0 | .000 | 1 | 2 | .500 | 0 | 1 | 1 | 1.0 | 0 | 0 | 0 | 0 | 0 | 0 | 0 | 1 | 0.8 |
| vs Indiana State | 12-25-12 | 11 | 1 | 2 | .500 | 0 | 0 | .000 | 0 | 0 | .000 | 2 | 1 | 3 | 1.4 | 1 | 0 | 0 | 1 | 0 | 0 | 2 | 1.0 | |
| LA SALLE | 01-02-13 | 3 | 0 | 0 | .000 | 0 | 0 | .000 | 0 | 0 | .000 | 0 | 0 | 0 | 1.2 | 0 | 0 | 0 | 0 | 0 | 0 | 0 | 0 | 0.8 |
| at Georgia Tech | 01-05-13 | 13 | 1 | 3 | .333 | 0 | 0 | .000 | 0 | 0 | .000 | 1 | 3 | 4 | 1.6 | 4 | 0 | 0 | 1 | 0 | 1 | 2 | 1.0 | |
| at North Carolina | 01-10-13 | 7 | 0 | 0 | .000 | 0 | 0 | .000 | 0 | 0 | .000 | 0 | 0 | 0 | 1.4 | 0 | 0 | 0 | 0 | 1 | 0 | 0 | 0.9 | |
| MARYLAND | 01-13-13 | 7 | 0 | 2 | .000 | 0 | 0 | .000 | 0 | 0 | .000 | 2 | 2 | 4 | 1.7 | 1 | 0 | 0 | 0 | 0 | 1 | 0 | 0 | 0.8 |
| at Boston College | 01-16-13 | 12 | 2 | 3 | .667 | 0 | 0 | .000 | 0 | 0 | .000 | 0 | 2 | 2 | 1.7 | 0 | 0 | 0 | 0 | 0 | 0 | 4 | 1.1 | |
| DUKE | 01-23-13 | 2 | 0 | 0 | .000 | 0 | 0 | .000 | 0 | 0 | .000 | 0 | 1 | 1 | 1.6 | 0 | 0 | 0 | 0 | 0 | 0 | 0 | 1.0 | |
| FLORIDA STATE | 01-27-13 | 2 | 0 | 0 | .000 | 0 | 0 | .000 | 0 | 0 | .000 | 0 | 0 | 0 | 1.5 | 1 | 0 | 1 | 0 | 0 | 1 | 0 | 0.9 | |
| at Virginia Tech | 01-30-13 | | DNP | | | | | | | | | | | | | | | | | | | | | |
| at NC State | 02-02-13 | | DNP | | | | | | | | | | | | | | | | | | | | | |
| BOSTON COLLEGE | 02-05-13 | 2 | 0 | 1 | .000 | 0 | 0 | .000 | 0 | 0 | .000 | 0 | 0 | 0 | 1.4 | 0 | 0 | 0 | 0 | 0 | 0 | 0 | 0 | 0.8 |
| NORTH CAROLINA | 02-09-13 | 1 | 0 | 0 | .000 | 0 | 0 | .000 | 0 | 0 | .000 | 0 | 0 | 0 | 1.3 | 0 | 0 | 0 | 0 | 0 | 0 | 0 | 0 | 0.8 |
| at Florida State | 02-13-13 | | DNP | | | | | | | | | | | | | | | | | | | | | |
| at Clemson | 02-17-13 | | DNP | | | | | | | | | | | | | | | | | | | | | |
| Totals | | 0 | 71 | 5 | 13 | .385 | 0 | 0 | .000 | 1 | 3 | .333 | 6 | 12 | 18 | 1.3 | 7 | 0 | 1 | 2 | 3 | 3 | 11 | 0.8 |



RION BROWN

Junior | Guard | 6-6 | 200

#15

Hinesville, Ga. | Liberty County

- Very athletic and attacks the rim on offensive rebounds and lobs
- Catch and shoot player who is finding his rhythm
- Currently making 100 3-pointers before or after practice every day
- Mother likes him to wear orange shoes, so she sends a new pair occasionally
- 185 test: 12 reps | Front squat: 325 | 1-step vertical: 35.5 | Bench max: 245
- Improved 1-step vertical from 31.5 to 35.5, 185 test from 2 to 12 reps and bench max from 205-245 in 15 months under strength coach Jim Krumpus
- First name is pronounced Ryan ... Born Sept. 3, 1991 ... Brother to Tico Brown II
- Son of Lisa Brown and Tico Brown, who played basketball at Georgia Tech, in Continental Basketball Association and overseas. When he retired, Tico was CBA's all-time leading scorer (8,538 points) and was voted to All-Time CBA Team
- Majoring in sports administration
- Also recruited by Georgia, Alabama and Virginia

As a Sophomore (2011-12)

- Ended season on a streak of hitting a three-pointer in seven-straight games, which tied for fourth-longest current streak in ACC
- Knocked down 11 threes in four postseason games, leading team with 14.3 points in ACC Tournament and NIT combined
- Led team in NIT with 17.0 points and 35.5 minutes per night, and was second with 6.0 rebounds in two games

As a Freshman (2010-11)

- Versus Maryland (3/2), registered career highs in points (19), field goals made (6), three-pointers made (6) and assists (3). Finished 6-of-7 from long range, the six three-pointers are most by a Miami freshman in a decade.

High School

Selected Class 3-A South Player of Year by Georgia Athletic Coaches Association ... Rated as No. 15 shooting guard by *Scout*, No. 47 shooting guard by *ESPN* and No. 61 nationally by *Rivals* ... Selected as a GHSAA State Senior All-Star ... As senior, averaged 22.8 points per game, while shooting 55 percent from field and 38 percent from beyond arc ... Teammate of Tennessee signee Jordan McRae ... Played AAU basketball for Worldwide Renegades.

| 2010-11 | | | | 2011-12 | | | |
|------------------|----|---|---|-------------------|----|---|---|
| Opposition | P | R | A | Opposition | P | R | A |
| Jacksonville | 3 | 2 | 1 | TENNESSEE TECH | 7 | 3 | 1 |
| at Memphis | 0 | 2 | 0 | RUTGERS | 0 | 4 | 1 |
| N.C. Central | 17 | 2 | 2 | at Ole Miss | 0 | 0 | 0 |
| at Rutgers | 5 | 2 | 0 | at Purdue | 3 | 4 | 0 |
| McLeese St. | 16 | 4 | 0 | UMASS | 7 | 2 | 0 |
| at FGCU | 5 | 0 | 1 | Memphis | 6 | 1 | 0 |
| Ole Miss | 3 | 2 | 1 | at West Virginia | 0 | 0 | 0 |
| West Virginia | 0 | 1 | 0 | vs. FAU | 15 | 0 | 0 |
| Stetson | 3 | 0 | 1 | at Charlotte | 11 | 2 | 0 |
| UCF | 0 | 0 | 0 | APPALACHIAN ST. | 15 | 3 | 0 |
| Oral Roberts | 1 | 1 | 0 | UNCG | 6 | 2 | 1 |
| Akron | 0 | 1 | 0 | at Virginia | 4 | 1 | 0 |
| Kent State | 0 | 1 | 0 | at North Carolina | 3 | 2 | 0 |
| Pepperdine | 9 | 1 | 0 | CLEMSON | 5 | 2 | 0 |
| at Duke | 0 | 0 | 0 | NC STATE | 10 | 4 | 0 |
| at Clemson | 1 | 0 | 0 | at Georgia Tech | 0 | 1 | 1 |
| BC | 0 | 0 | 1 | at Boston College | 2 | 3 | 3 |
| Florida St. | 0 | 1 | 0 | MARYLAND | 5 | 3 | 1 |
| at NC State | 3 | 0 | 1 | at Duke | 5 | 1 | 1 |
| UNC | 0 | 1 | 0 | VIRGINIA TECH | 8 | 3 | 0 |
| at Virginia Tech | 7 | 3 | 0 | at Florida State | 5 | 3 | 0 |
| Georgia Tech | 5 | 8 | 1 | NORTH CAROLINA | 5 | 5 | 1 |
| Virginia | 8 | 3 | 0 | WAKE FOREST | 11 | 6 | 3 |
| at Wake Forest | 0 | 2 | 2 | at Maryland | 4 | 1 | 0 |
| Duke | 8 | 3 | 0 | FLORIDA STATE | 9 | 2 | 0 |
| at UNCG | 0 | 1 | 0 | at NC State | 15 | 4 | 1 |
| Clemson | 5 | 2 | 0 | BOSTON COLLEGE | 5 | 2 | 1 |
| at BC | 4 | 1 | 0 | at Georgia Tech | 10 | 5 | 0 |
| at Florida St. | 3 | 7 | 1 | vs. Florida State | 13 | 5 | 0 |
| Maryland | 19 | 3 | 3 | VALPARAISO | 18 | 6 | 1 |
| at Georgia Tech | 3 | 3 | 3 | MINNESOTA | 16 | 6 | 0 |
| Virginia | 9 | 3 | 0 | | | | |
| UNC | 5 | 3 | 1 | | | | |
| FAU | 6 | 1 | 0 | | | | |
| Missouri St. | 7 | 3 | 2 | | | | |
| at Alabama | 2 | 5 | 1 | | | | |

Brown Season / Career Highs

| | |
|--|--|
| Points | Season: 22 (2x) last vs. Boston College 2/5/13 |
| Career: 22 (2x) last vs. Boston College 2/5/13 | |
| ACC: 22 (2x) last vs. Boston College 2/5/13 | |
| Rebounds | Season: 7, vs. Jacksonville 11/16/12 |
| Career: 8, vs. Georgia Tech 2/3/11 | |
| ACC: 8, vs. Georgia Tech 2/3/11 | |
| Assists | Season: 3, at FGCU 11/13/12 |
| Career: 3 (5x), last at FGCU 11/13/12 | |
| ACC: 3 (4x), last vs. Wake Forest 2/18/12 | |
| Steals | Season: 2 (3x) last vs. Boston College 2/5/13 |
| Career: 3, vs. NC Central 11/19/10 | |
| ACC: 2 (2x) last vs. Boston College 2/5/13 | |
| Blocked Shots | Season: 1 (2x) last at UMass, 12/1/12 |
| Career: 1, (6x) last at UMass, 12/1/12 | |
| ACC: 1, (2x) last vs. Maryland, 3/2/11 | |
| Field Goals | Season: 9, at Georgia Tech, 1/5/13 |
| Career: 9, at Georgia Tech, 1/5/13 | |
| ACC: 9, at Georgia Tech, 1/5/13 | |
| Field Goal Attempts | Season: 11 (2x) last vs. Boston College 2/5/13 |
| Career: 12, vs. Minnesota 3/19/12 | |
| ACC: 11 (2x) last vs. Boston College 2/5/13 | |
| Free Throws | Season: 3 (4x) last vs. Virginia 2/19/13 |
| Career: 5 (2x) last vs. App. State 12/30/11 | |
| ACC: 4, at NC State 2/29/12 | |
| Free Throw Attempts | Season: 5 (2x) last vs. Boston College 2/5/13 |
| Career: 6 (2x) last vs. App. State 12/30/11 | |
| ACC: 5, vs. Boston College 2/5/13 | |
| 3-Point Field Goals | Season: 5, vs. Boston College 2/5/13 |
| Career: 6, vs. Maryland 3/2/11 | |
| ACC: 6, vs. Maryland 3/2/11 | |
| 3-Point Field Goal Attempts | Season: 8, at North Carolina 1/10/13 |
| Career: 8 (2x), last at UNC 1/10/13 | |
| ACC: 8, at North Carolina 1/10/13 | |
| Foul Disqualifications | Season: -- |
| Career: -- | |
| Minutes | Season: 35, at FGCU 11/13/12 |
| Career: 37, vs. Valparaiso 3/14/12 | |
| ACC: 30 (2x) last at Boston College, 1/16/13 | |

CAREER STATISTICS

| Season | GP | GS | Min. | Avg. | Total | | | 3-Point | | | Free Throws | | | Rebounds | | | | Scoring | | | | | | | |
|--------------|-----------|-----------|-------------|-------------|------------|------------|-------------|-----------|------------|-------------|-------------|------------|-------------|-----------|------------|------------|------------|------------|----------|-----------|-----------|----------|-----------|------------|------------|
| | | | | | FG | FGA | Pct. | FG | FGA | Pct. | FT | FTA | Pct. | Off. | Def. | Tot. | Avg. | PF | FO | Ast. | TO | Blk | Stl | Pts. | Avg. |
| 2010-11 | 36 | 5 | 607 | 16.9 | 51 | 141 | .362 | 32 | 90 | .356 | 23 | 33 | .697 | 13 | 59 | 72 | 2.0 | 54 | 0 | 22 | 33 | 3 | 10 | 157 | 4.4 |
| 2011-12 | 31 | 3 | 618 | 19.9 | 73 | 171 | .427 | 41 | 104 | .394 | 36 | 47 | .766 | 26 | 60 | 86 | 2.8 | 41 | 0 | 16 | 21 | 1 | 15 | 223 | 7.2 |
| 2012-13 | 26 | 5 | 587 | 22.6 | 59 | 158 | .373 | 24 | 92 | .261 | 26 | 37 | .703 | 16 | 33 | 49 | 1.9 | 31 | 0 | 23 | 16 | 2 | 12 | 168 | 6.5 |
| TOTAL | 93 | 13 | 1812 | 19.5 | 183 | 470 | .389 | 97 | 286 | .339 | 85 | 117 | .726 | 55 | 152 | 207 | 2.2 | 126 | 0 | 61 | 70 | 6 | 37 | 548 | 5.9 |

BROWN 2012-13

| Opponent | Date | GS | Min | TOTAL | | | 3-PTS | | | FREE THROWS | | | REBOUNDS | | | | PF | FO | A | TO | Blk | Stl | Pts | Avg |
|-------------------|----------|----|-----|-------|-----|------|-------|-----|------|-------------|-----|-------|----------|-----|-----|-----|----|----|---|----|-----|-----|-----|------|
| | | | | FG | FGA | Pct | 3FG | FGA | Pct | FT | FTA | Pct | Off | Def | Tot | Avg | | | | | | | | |
| STETSON | 11-09-12 | * | 30 | 4 | 9 | .444 | 2 | 6 | .333 | 0 | 0 | .000 | 0 | 1 | 1 | 1.0 | 0 | 0 | 2 | 1 | 0 | 0 | 10 | 10.0 |
| at FGCU | 11-13-12 | * | 35 | 0 | 7 | .000 | 0 | 6 | .000 | 1 | 2 | .500 | 2 | 2 | 4 | 2.5 | 0 | 0 | 3 | 2 | 1 | 0 | 1 | 5.5 |
| JACKSONVILLE | 11-16-12 | * | 33 | 3 | 5 | .600 | 0 | 1 | .000 | 2 | 5 | .400 | 2 | 5 | 7 | 4.0 | 0 | 0 | 1 | 0 | 0 | 2 | 8 | 6.3 |
| DETROIT | 11-24-12 | | 24 | 2 | 8 | .250 | 0 | 3 | .000 | 2 | 2 | 1.000 | 2 | 3 | 5 | 4.3 | 0 | 0 | 2 | 0 | 0 | 0 | 6 | 6.3 |
| MICHIGAN STATE | 11-28-12 | | 15 | 1 | 3 | .333 | 1 | 2 | .500 | 2 | 2 | 1.000 | 0 | 0 | 0 | 3.4 | 2 | 0 | 1 | 1 | 0 | 1 | 5 | 6.0 |
| at Massachusetts | 12-01-12 | | 24 | 1 | 3 | .333 | 1 | 3 | .333 | 3 | 4 | .750 | 0 | 0 | 0 | 2.8 | 3 | 0 | 2 | 0 | 1 | 0 | 6 | 6.0 |
| CHARLOTTE | 12-14-12 | | 19 | 1 | 5 | .200 | 1 | 4 | .250 | 1 | 2 | .500 | 0 | 3 | 3 | 2.9 | 1 | 0 | 0 | 0 | 0 | 0 | 4 | 5.7 |
| at UCF | 12-18-12 | | 22 | 3 | 6 | .500 | 0 | 3 | .000 | 0 | 0 | .000 | 0 | 0 | 0 | 2.5 | 2 | 0 | 1 | 1 | 0 | 0 | 6 | 5.8 |
| at Hawai'i | 12-22-12 | * | 25 | 3 | 8 | .375 | 0 | 3 | .000 | 0 | 0 | .000 | 0 | 1 | 1 | 2.3 | 1 | 0 | 1 | 0 | 0 | 2 | 6 | 5.8 |
| vs Arizona | 12-23-12 | * | 25 | 1 | 9 | .111 | 0 | 4 | .000 | 0 | 0 | .000 | 0 | 1 | 1 | 2.2 | 2 | 0 | 0 | 2 | 0 | 1 | 2 | 5.4 |
| vs Indiana State | 12-25-12 | | 25 | 3 | 6 | .500 | 0 | 3 | .000 | 1 | 3 | .333 | 2 | 0 | 2 | 2.2 | 1 | 0 | 0 | 1 | 0 | 0 | 7 | 5.5 |
| LA SALLE | 01-02-13 | | 14 | 1 | 4 | .250 | 0 | 0 | .000 | 0 | 0 | .000 | 0 | 0 | 0 | 2.0 | 2 | 0 | 1 | 0 | 0 | 0 | 2 | 5.3 |
| at Georgia Tech | 01-05-13 | | 23 | 9 | 11 | .818 | 4 | 6 | .667 | 0 | 0 | .000 | 1 | 0 | 1 | 1.9 | 1 | 0 | 0 | 0 | 0 | 1 | 22 | 6.5 |
| at North Carolina | 01-10-13 | | 21 | 3 | 8 | .375 | 3 | 8 | .375 | 0 | 0 | .000 | 0 | 2 | 2 | 1.9 | 0 | 0 | 0 | 1 | 0 | 0 | 9 | 6.7 |
| MARYLAND | 01-13-13 | | 16 | 1 | 6 | .167 | 0 | 3 | .000 | 0 | 0 | .000 | 0 | 2 | 2 | 1.9 | 0 | 0 | 0 | 0 | 0 | 0 | 2 | 6.4 |
| at Boston College | 01-16-13 | | 30 | 1 | 6 | .167 | 1 | 5 | .200 | 0 | 0 | .000 | 0 | 0 | 0 | 1.8 | 2 | 0 | 1 | 0 | 0 | 1 | 3 | 6.2 |
| DUKE | 01-23-13 | | 17 | 1 | 3 | .333 | 0 | 2 | .000 | 2 | 2 | 1.000 | 0 | 0 | 0 | 1.7 | 1 | 0 | 2 | 2 | 0 | 0 | 4 | 6.1 |
| FLORIDA STATE | 01-27-13 | | 18 | 3 | 4 | .750 | 2 | 3 | .667 | 0 | 0 | .000 | 0 | 2 | 2 | 1.7 | 1 | 0 | 2 | 0 | 0 | 0 | 8 | 6.2 |
| at Virginia Tech | 01-30-13 | | 10 | 2 | 5 | .400 | 1 | 4 | .250 | 0 | 0 | .000 | 1 | 0 | 1 | 1.7 | 0 | 0 | 2 | 1 | 0 | 0 | 5 | 6.1 |
| at NC State | 02-02-13 | | 21 | 0 | 2 | .000 | 0 | 2 | .000 | 0 | 0 | .000 | 1 | 0 | 1 | 1.7 | 3 | 0 | 0 | 0 | 0 | 0 | 0 | 5.8 |
| BOSTON COLLEGE | 02-05-13 | | 26 | 7 | 11 | .636 | 5 | 7 | .714 | 3 | 5 | .600 | 2 | 1 | 3 | 1.7 | 1 | 0 | 1 | 0 | 0 | 2 | 22 | 6.6 |
| NORTH CAROLINA | 02-09-13 | | 24 | 3 | 6 | .500 | 2 | 5 | .400 | 3 | 4 | .750 | 1 | 0 | 1 | 1.7 | 0 | 0 | 1 | 0 | 0 | 0 | 11 | 6.8 |
| at Florida State | 02-13-13 | | 20 | 0 | 0 | .000 | 0 | 0 | .000 | 2 | 2 | 1.000 | 0 | 0 | 0 | 1.6 | 1 | 0 | 0 | 0 | 0 | 1 | 2 | 6.6 |
| at Clemson | 02-17-13 | | 20 | 2 | 6 | .333 | 0 | 2 | .000 | 1 | 1 | 1.000 | 1 | 1 | 2 | 1.6 | 3 | 0 | 0 | 1 | 0 | 1 | 5 | 6.5 |
| VIRGINIA | 02-19-13 | | 25 | 3 | 7 | .429 | 1 | 2 | .500 | 3 | 3 | 1.000 | 1 | 3 | 4 | 1.7 | 0 | 0 | 0 | 1 | 0 | 0 | 10 | 6.6 |
| at Wake Forest | 02-23-13 | | 25 | 1 | 10 | .100 | 0 | 5 | .000 | 0 | 0 | .000 | 0 | 6 | 6 | 1.9 | 4 | 0 | 0 | 2 | 0 | 0 | 2 | 6.5 |



JULIAN GAMBLE

Senior | Forward/Center | 6-10 | 250

#45

Durham, N.C. | Southern Durham

- Developed a good inside game in the past year adding a left handed jump hook
- Good student, high basketball IQ, wants to be a coach
- Stronger and more athletic than prior to ACL injury
- Will finish his masters degree this year
- 185 test: 18 reps 1-step vertical: 32.5 | Bench max: 275
- Born Sept. 15, 1989 ... Son of Sarah Gamble
- Brother to Talonny, Javon, William and Raquel
- Graduated in May 2012 with degree in sports administration and minor in business administration ... Will earn his masters in liberal arts in May 2013.
- Traveled to Africa summer of 2008 with Athletes in Action
- Nicknames include "Jules" and "JG".

As a Senior (2011-12)

- Sat out season after injuring left ACL in summer of 2011.

As a Junior (2010-11)

- In three NIT games, averaged 7.3 points and 5.7 rebounds while shooting 88.9 percent from field (8-9).

As a Sophomore (2009-10)

- Honored with team's "Outstanding Student-Athlete Award" at 2010 postseason banquet for efforts on court and in classroom.

As a Redshirt Freshman (2008-09)

- Among just six ACC freshmen to record a double-double during season, posting a career-high 13 points and a career-high 13 rebounds in win over North Florida (12/31)

As a Freshman (2007-08)

- Redshirt

High School

Three-year letterwinner at Southern Durham, same HS as former UM teammate Anthony King ... Two-time all-conference selection ... Rated No. 27 center in class of 2007 by Scout.com and No. 4 overall player in state of North Carolina by Rivals.com.

| Opposition | 2008-09 | | |
|-------------------|---------|----|---|
| | P | R | A |
| Florida Southern | 4 | 6 | 0 |
| Southern Miss | 0 | 0 | 0 |
| Connecticut | 0 | 1 | 0 |
| San Diego | 0 | 5 | 3 |
| Stetson | 1 | 2 | 0 |
| at Kentucky | 0 | 3 | 1 |
| FIU | 6 | 3 | 1 |
| Robert Morris | 0 | 0 | 0 |
| Clemson | 0 | 3 | 0 |
| at St. John's | 10 | 3 | 1 |
| UNF | 13 | 13 | 1 |
| NC Central | 6 | 7 | 0 |
| FAU | 0 | 0 | 0 |
| Maryland | 0 | 0 | 0 |
| at North Carolina | 0 | 0 | 0 |
| at NC State | 2 | 3 | 0 |
| at Maryland | 1 | 0 | 0 |
| North Carolina | 4 | 5 | 0 |
| at Florida State | 1 | 2 | 1 |
| at Virginia | 0 | 1 | 0 |
| NC State | 0 | 2 | 0 |
| Virginia Tech | 7 | 0 | 0 |
| at Providence | 2 | 1 | 0 |
| at Florida | 0 | 1 | 0 |

| Opposition | 2009-10 | | |
|-------------------|---------|----|---|
| | P | R | A |
| NC Central | 10 | 3 | 1 |
| Nova Southeastern | 5 | 4 | 0 |
| Tulane | 2 | 1 | 0 |
| UNC Wilmington | 2 | 0 | 0 |
| South Carolina | 0 | 0 | 0 |
| FGCU | 0 | 1 | 0 |
| USC Upstate | 4 | 5 | 4 |
| Minnesota | 0 | 1 | 0 |
| at Boston College | 0 | 0 | 0 |
| SC State | 0 | 4 | 3 |
| at Stetson | 4 | 2 | 0 |
| FAU | 2 | 1 | 0 |
| NC A&T | 2 | 4 | 3 |
| Bethune-Cookman | 0 | 0 | 1 |
| at Pepperdine | 4 | 3 | 0 |
| Wake Forest | 5 | 2 | 0 |
| at Virginia Tech | 0 | 0 | 0 |
| at Virginia | 0 | 0 | 0 |
| Boston College | 4 | 1 | 0 |
| at Maryland | 0 | 1 | 0 |
| Virginia Tech | 2 | 0 | 0 |
| at Wake Forest | 3 | 3 | 0 |
| at Florida St. | 9 | 3 | 1 |
| Georgia Tech | 4 | 7 | 2 |
| at Clemson | 3 | 5 | 1 |
| Duke | 4 | 1 | 1 |
| Virginia | 13 | 12 | 3 |
| NC State | 6 | 4 | 0 |
| at North Carolina | 8 | 7 | 2 |
| Florida St. | 5 | 1 | 0 |
| Wake Forest | 8 | 13 | 1 |
| Virginia Tech | 2 | 5 | 1 |
| Duke | 4 | 2 | 0 |

| Opposition | 2010-11 | | |
|------------------|---------|---|---|
| | P | R | A |
| Jacksonville | 10 | 5 | 0 |
| at Memphis | 4 | 3 | 0 |
| N.C. Central | 2 | 4 | 1 |
| at Rutgers | 0 | 1 | 0 |
| McNeese St. | 2 | 5 | 0 |
| at FGCU | 2 | 0 | 0 |
| Ole Miss | 4 | 4 | 1 |
| West Virginia | 2 | 3 | 0 |
| Stetson | 6 | 7 | 0 |
| UCF | 4 | 1 | 0 |
| Oral Roberts | 2 | 0 | 0 |
| Rice | 4 | 3 | 1 |
| Akron | 3 | 3 | 0 |
| Pepperdine | 2 | 0 | 0 |
| at Duke | 7 | 3 | 0 |
| at Clemson | 2 | 0 | 1 |
| BC | 4 | 7 | 0 |
| Florida St. | 2 | 4 | 0 |
| at NC State | 4 | 6 | 2 |
| UNC | 0 | 2 | 0 |
| at Virginia Tech | 4 | 5 | 0 |
| Georgia Tech | 5 | 6 | 0 |
| Virginia | 0 | 1 | 0 |
| at Wake Forest | 4 | 7 | 1 |
| Duke | 4 | 2 | 2 |
| at UNCG | 8 | 5 | 2 |
| Clemson | 5 | 4 | 0 |
| at BC | 2 | 3 | 0 |
| at Florida St. | 1 | 0 | 0 |
| Maryland | 2 | 1 | 1 |
| at Georgia Tech | 7 | 4 | 2 |
| Virginia | 11 | 5 | 0 |
| UNC | 2 | 3 | 1 |
| FAU | 8 | 8 | 2 |
| Missouri St. | 7 | 3 | 0 |
| at Alabama | 7 | 6 | 0 |

Gamble Season / Career Highs

Points

Season: 16 (2x) last at NC State, 2/2/13

Career: 16 (2x) last at NC State, 2/2/13

ACC: 16 at NC State, 2/2/13

Rebounds

Season: 13, at Hawai'i 12/22/12

Career: 13, (3x) last at Hawai'i 12/22/12

ACC: 12, vs. Virginia, 2/23/10

Assists

Season: 1 (3x) last vs. Florida State, 1/27/13

Career: 4, vs. USC Upstate 11/28/09

ACC: 3, vs. Virginia, 2/23/10

Steals

Season: 2 (4x) last at NC State, 2/2/13

Career: 2 (11x), last at NC State, 2/2/13

ACC: 2 (7x) last at NC State, 2/2/13

Blocked Shots

Season: 4 (6x) last vs. Virginia 2/19/13

Career: 4 (6x) last vs. Virginia 2/19/13

ACC: 4 (6x) last vs. Virginia 2/19/13

Field Goals

Season: 7 (2x) last at UNC 1/10/13

Career: 7 (2x) last at UNC 1/10/13

ACC: 7 at North Carolina, 1/10/13

Field Goal Attempts

Season: 10 (2x) last at UNC 1/10/13

Career: 10 (3x) last at UNC 1/10/13

ACC: 10 (2x) last at North Carolina, 1/10/13

Free Throws

Season: 5, vs. Jacksonville 11/16/12

Career: 7, vs. UNF 12/31/08

ACC: 4, at NC State, 2/2/13

Free Throw Attempts

Season: 10, vs. Jacksonville 11/16/12

Career: 10 (2x) last vs. JU 11/16/12

ACC: 6 vs. Duke 1/23/13

3-Point Field Goals

Season: --

Career: 1, at North Carolina 3/2/10

ACC: 1, at North Carolina 3/2/10

3-Point Field Goal Attempts

Season: --

Career: 2, at North Carolina 3/2/10

ACC: 2, at North Carolina 3/2/10

Foul Disqualifications

Season: 2x, last vs. Maryland, 1/13/13

Career: 5x, last at Wake Forest 2/9/11

Minutes

Season: 33, at North Carolina 1/10/13

Career: 33, at North Carolina 1/10/13

ACC: 33, at North Carolina 1/10/13

GAMBLE CAREER STATISTICS

| Season | GP | GS | Min. | Avg. | FG | Total FGA | Pct. | 3-Point | | | Free Throws | | | Rebounds | | | | Scoring | | | | | | | |
|--------------|------------|-----------|-------------|-------------|------------|------------|-------------|----------|----------|-------------|-------------|------------|-------------|------------|------------|------------|------------|------------|----------|-----------|-----------|------------|-----------|------------|------------|
| | | | | | | | | FG | FGA | Pct. | FT | FTA | Pct. | Off. | Def. | Tot. | Avg. | PF | FO | Ast. | TO | Blk | Stl | Pts. | Avg. |
| 2008-09 | 24 | 0 | 179 | 7.5 | 20 | 46 | .435 | 0 | 0 | .000 | 17 | 29 | .586 | 22 | 39 | 61 | 2.5 | 23 | 0 | 8 | 4 | 14 | 3 | 57 | 2.4 |
| 2009-10 | 33 | 11 | 440 | 13.3 | 45 | 94 | .479 | 1 | 4 | .250 | 24 | 34 | .706 | 39 | 57 | 96 | 2.9 | 59 | 2 | 24 | 37 | 25 | 17 | 115 | 3.5 |
| 2010-11 | 36 | 13 | 546 | 15.2 | 61 | 102 | .598 | 0 | 1 | .000 | 21 | 49 | .429 | 41 | 83 | 124 | 3.4 | 92 | 3 | 18 | 33 | 30 | 14 | 143 | 4.0 |
| 2012-13 | 26 | 20 | 535 | 20.6 | 74 | 135 | .548 | 0 | 0 | .000 | 25 | 54 | .463 | 56 | 78 | 134 | 5.2 | 57 | 2 | 5 | 21 | 52 | 13 | 173 | 6.7 |
| TOTAL | 119 | 44 | 1700 | 14.3 | 200 | 377 | .531 | 1 | 5 | .200 | 87 | 166 | .524 | 158 | 257 | 415 | 3.5 | 231 | 7 | 55 | 95 | 121 | 47 | 488 | 4.1 |

GAMBLE 2012-13

| Opponent | Date | GS | Min | TOTAL | | | 3-PTS | | | FREE THROWS | | | REBOUNDS | | | | PF | FO | A | TO | Blk | Stl | Pts | Avg |
|-------------------|----------|----|-----|-------|-------|-------|-------|------|------|-------------|------|-------|----------|-----|-----|-----|----|----|---|----|-----|-----|-----|-----|
| | | | | FG | FGA | Pct | 3FG | FGA | Pct | FT | FTA | Pct | Off | Def | Tot | Avg | | | | | | | | |
| STETSON | 11-09-12 | 18 | 4 | 4 | 1.000 | 0 | 0 | .000 | 1 | 3 | .333 | 1 | 5 | 6 | 6.0 | 2 | 0 | 1 | 0 | 0 | 1 | 9 | 9.0 | |
| at FGCU | 11-13-12 | 8 | 0 | 2 | .000 | 0 | 0 | .000 | 0 | 0 | .000 | 1 | 0 | 1 | 3.5 | 1 | 0 | 0 | 1 | 0 | 0 | 0 | 4.5 | |
| JACKSONVILLE | 11-16-12 | * | 28 | 4 | 6 | .667 | 0 | 0 | .000 | 5 | 10 | .500 | 2 | 0 | 2 | 3.0 | 0 | 0 | 0 | 3 | 1 | 2 | 13 | 7.3 |
| DETROIT | 11-24-12 | * | 13 | 3 | 5 | .600 | 0 | 0 | .000 | 1 | 1 | 1.000 | 1 | 1 | 2 | 2.8 | 2 | 0 | 0 | 2 | 2 | 0 | 7 | 7.3 |
| MICHIGAN STATE | 11-28-12 | 9 | 0 | 2 | .000 | 0 | 0 | .000 | 0 | 0 | .000 | 0 | 1 | 1 | 2.4 | 1 | 0 | 0 | 0 | 0 | 0 | 0 | 5.8 | |
| at Massachusetts | 12-01-12 | 3 | 0 | 1 | .000 | 0 | 0 | .000 | 0 | 0 | .000 | 0 | 0 | 0 | 2.0 | 0 | 0 | 0 | 0 | 0 | 0 | 0 | 4.8 | |
| CHARLOTTE | 12-14-12 | 14 | 2 | 5 | .400 | 0 | 0 | .000 | 1 | 2 | .500 | 1 | 1 | 2 | 2.0 | 2 | 0 | 0 | 2 | 2 | 0 | 5 | 4.9 | |
| at UCF | 12-18-12 | 11 | 0 | 0 | .000 | 0 | 0 | .000 | 0 | 0 | .000 | 0 | 0 | 0 | 1.8 | 1 | 0 | 0 | 2 | 0 | 0 | 0 | 4.3 | |
| at Hawai'i | 12-22-12 | * | 32 | 7 | 10 | .700 | 0 | 0 | .000 | 2 | 2 | 1.000 | 8 | 5 | 13 | 3.0 | 1 | 0 | 0 | 0 | 2 | 0 | 16 | 5.6 |
| vs Arizona | 12-23-12 | * | 31 | 1 | 4 | .250 | 0 | 0 | .000 | 1 | 2 | .500 | 0 | 3 | 3 | 3.0 | 2 | 0 | 0 | 0 | 0 | 2 | 3 | 5.3 |
| vs Indiana State | 12-25-12 | * | 24 | 5 | 9 | .556 | 0 | 0 | .000 | 1 | 5 | .200 | 4 | 5 | 9 | 3.5 | 5 | 1 | 0 | 0 | 4 | 0 | 11 | 5.8 |
| LA SALLE | 01-02-13 | * | 21 | 2 | 3 | .667 | 0 | 0 | .000 | 2 | 4 | .500 | 2 | 6 | 8 | 3.9 | 1 | 0 | 0 | 0 | 2 | 0 | 6 | 5.8 |
| at Georgia Tech | 01-05-13 | * | 25 | 2 | 6 | .333 | 0 | 0 | .000 | 3 | 4 | .750 | 2 | 5 | 7 | 4.2 | 4 | 0 | 1 | 1 | 2 | 0 | 7 | 5.9 |
| at North Carolina | 01-10-13 | * | 33 | 7 | 10 | .700 | 0 | 0 | .000 | 0 | 0 | .000 | 3 | 3 | 6 | 4.3 | 4 | 0 | 0 | 1 | 3 | 1 | 14 | 6.5 |
| MARYLAND | 01-13-13 | * | 32 | 4 | 9 | .444 | 0 | 0 | .000 | 0 | 2 | .000 | 3 | 6 | 9 | 4.6 | 5 | 1 | 0 | 3 | 4 | 1 | 8 | 6.6 |
| at Boston College | 01-16-13 | * | 18 | 3 | 5 | .600 | 0 | 0 | .000 | 0 | 0 | .000 | 2 | 3 | 5 | 4.6 | 3 | 0 | 0 | 0 | 1 | 0 | 6 | 6.6 |
| DUKE | 01-23-13 | * | 24 | 2 | 4 | .500 | 0 | 0 | .000 | 1 | 6 | .167 | 3 | 7 | 10 | 4.9 | 2 | 0 | 0 | 1 | 4 | 2 | 5 | 6.5 |
| FLORIDA STATE | 01-27-13 | * | 22 | 3 | 6 | .500 | 0 | 0 | .000 | 1 | 3 | .333 | 3 | 3 | 6 | 5.0 | 2 | 0 | 1 | 0 | 4 | 0 | 7 | 6.5 |
| at Virginia Tech | 01-30-13 | * | 24 | 1 | 1 | 1.000 | 0 | 0 | .000 | 0 | 0 | .000 | 1 | 6 | 7 | 5.1 | 2 | 0 | 0 | 0 | 3 | 1 | 2 | 6.3 |
| at NC State | 02-02-13 | * | 25 | 6 | 9 | .667 | 0 | 0 | .000 | 4 | 4 | 1.000 | 4 | 0 | 4 | 5.1 | 1 | 0 | 1 | 0 | 1 | 2 | 16 | |



TONYE JEKIRI

Freshman | Center | 7-0 | 227

#23

Hialeah, Fla. | Champagnat Catholic School

- Only played basketball for three years after moving to South Florida in September 2010 to begin hoops career
- Terrific learner who picks up concepts quickly
- Good passer for his size
- Developing his offensive game
- Can play with back to basket or step out for a 10-12-foot shot
- Runs the floor like a guard and has unstoppable motor
- Only scholarship freshman on the team, second Florida recruit in Larranaga era
- Acclimated himself well from Nigeria to US culture
- Chose jersey number 23 because July 23 is birthday
- 185 test: 9 reps | front squat: 245 | 1-step vertical: 31.5 | Bench max: 235
- Majoring in sports administration
- Born July 23, 1994 in Nigeria ... Given name is Tonye Frank Jekiri (TAHN-yay Ja-KEER-EE) ... Brother to Tammie, Omiebi and Boma
- Originally from Nigeria, Jekiri moved to South Florida in September 2010 to begin basketball career ... Previously played soccer
- Chose Miami over considerations from Virginia Tech, Clemson, Florida State, Auburn, Vanderbilt and Alabama
- Larranaga's second recruit from state of Florida, joining current Canes sophomore Shane Larkin from Orlando, Fla.

High School

Rated 17th-best center in country by *ESPN.com* and No. 13 by *Scout.com* ... Averaged 20 points, 12 rebounds and 5 blocks per game as a senior ... Notched 45 points and 20 rebounds in regional semifinals and 18 points, 14 rebounds and six blocks in regional finals ... Led team to 2A state title game ... First team 2011-12 Boys Class 2A All-State team ... First team All-FHSAA Tournament at state championships ... *Orlando Sentinel's* 2011-12 All-Florida boys basketball team ... Averaged 14 points and 10 rebounds per game as a champion with Champagnat, first year of organized hoops ... Team MVP ... Team captain ... On AAU circuit, played for Team Breakdown ... Dominated at Source Hoops Elite Camp and led Team Breakdown to championships in Breakdown Hoops Festival and Big Shots Myrtle Beach I.

Jekiri Career Highs

Points

Career: 4, vs. Florida State, 1/27/13
ACC: 4, vs. Florida State, 1/27/13

Rebounds

Career: 4 (2x) last vs. Boston College 2/5/13
ACC: 4 (2x) last vs. Boston College 2/5/13

Assists

Career: 1 (2x), last at Boston College, 1/16/13
ACC: 1, at Boston College, 1/16/13

Steals

Career: 1 (5x), last vs. Boston College 2/5/13
ACC: 1 (3x), last vs. Boston College 2/5/13

Blocked Shots

Career: 2, vs. Charlotte, 12/14/12
ACC: 1 (4x), last vs. Boston College 2/5/13

Field Goals

Career: 2, vs. Florida State, 1/27/13
ACC: 2, vs. Florida State, 1/27/13

Field Goal Attempts

Career: 3 (3x), last vs. Florida State, 1/27/13
ACC: 3 (2x), last vs. Florida State, 1/27/13

Free Throws

Career: 2, at Georgia Tech, 1/5/13
ACC: 2, at Georgia Tech, 1/5/13

Free Throw Attempts

Career: 2 (4x), last vs. Boston College 2/5/13
ACC: 2 (2x) last vs. Boston College 2/5/13

3-Point Field Goals

Career: --
ACC: --

3-Point Field Goal Attempts

Career: --
ACC: --

Foul Disqualifications

Career: --

Minutes

Career: 12 (2x) last vs. Florida State, 1/27/13
ACC: 12 (2x) last vs. Florida State, 1/27/13

CAREER STATISTICS

| Season | GP | GS | Min. | Avg. | Total | | | 3-Point | | | Free Throws | | | Rebounds | | | | Scoring | | | | | | | |
|---------|----|----|------|------|-------|-----|------|---------|-----|------|-------------|-----|------|----------|------|------|------|---------|----|------|----|-----|-----|------|------|
| | | | | | FG | FGA | Pct. | FG | FGA | Pct. | FT | FTA | Pct. | Off. | Def. | Tot. | Avg. | PF | FO | Ast. | TO | Blk | Stl | Pts. | Avg. |
| 2012-13 | 24 | 0 | 162 | 6.8 | 11 | 21 | .524 | 0 | 0 | .000 | 4 | 10 | .400 | 19 | 16 | 35 | 1.5 | 25 | 0 | 3 | 9 | 7 | 5 | 26 | 1.1 |

JEKIRI 2012-13

| Opponent | Date | GS | Min | TOTAL | | | 3-PTS | | | FREE THROWS | | | REBOUNDS | | | | PF | FO | A | TO | Blk | Stl | Pts | Avg |
|-------------------|----------|----|-----|-------|-------|-----|-------|------|-----|-------------|-------|-----|----------|-----|-----|-----|----|----|---|----|-----|-----|-----|-----|
| | | | | FG | FGA | Pct | 3FG | FGA | Pct | FT | FTA | Pct | Off | Def | Tot | Avg | | | | | | | | |
| STETSON | 11-09-12 | | DNP | | | | | | | | | | | | | | | | | | | | | |
| at FGCU | 11-13-12 | 9 | 0 | 0 | .000 | 0 | 0 | .000 | 1 | 2 | .500 | 1 | 1 | 2 | 2.0 | 2 | 0 | 0 | 1 | 0 | 0 | 1 | 1.0 | |
| JACKSONVILLE | 11-16-12 | 6 | 0 | 0 | .000 | 0 | 0 | .000 | 0 | 1 | .000 | 0 | 0 | 0 | 1.0 | 1 | 0 | 0 | 1 | 0 | 1 | 0 | 0.5 | |
| DETROIT | 11-24-12 | | DNP | | | | | | | | | | | | | | | | | | | | | |
| MICHIGAN STATE | 11-28-12 | 8 | 0 | 0 | .000 | 0 | 0 | .000 | 0 | 0 | .000 | 0 | 2 | 2 | 1.3 | 1 | 0 | 0 | 0 | 0 | 0 | 0 | 0 | 0.3 |
| at Massachusetts | 12-01-12 | 2 | 0 | 0 | .000 | 0 | 0 | .000 | 0 | 0 | .000 | 0 | 0 | 0 | 1.0 | 0 | 0 | 0 | 0 | 0 | 0 | 0 | 0 | 0.3 |
| CHARLOTTE | 12-14-12 | 11 | 0 | 0 | .000 | 0 | 0 | .000 | 0 | 0 | .000 | 0 | 0 | 0 | 0.8 | 1 | 0 | 0 | 0 | 2 | 0 | 0 | 0 | 0.2 |
| at UCF | 12-18-12 | 8 | 1 | 3 | .333 | 0 | 0 | .000 | 1 | 2 | .500 | 2 | 0 | 2 | 1.0 | 4 | 0 | 0 | 0 | 0 | 0 | 3 | 0.7 | |
| at Hawai'i | 12-22-12 | 9 | 0 | 0 | .000 | 0 | 0 | .000 | 0 | 0 | .000 | 0 | 0 | 0 | 0.9 | 1 | 0 | 1 | 0 | 0 | 1 | 0 | 0.6 | |
| vs Arizona | 12-23-12 | 7 | 0 | 1 | .000 | 0 | 0 | .000 | 0 | 0 | .000 | 1 | 1 | 2 | 1.0 | 3 | 0 | 0 | 0 | 1 | 0 | 0 | 0.5 | |
| vs Indiana State | 12-25-12 | 0 | 0 | 0 | .000 | 0 | 0 | .000 | 0 | 0 | .000 | 0 | 0 | 0 | 0.9 | 0 | 0 | 0 | 0 | 0 | 0 | 0 | 0 | 0.4 |
| LA SALLE | 01-02-13 | 3 | 0 | 0 | .000 | 0 | 0 | .000 | 0 | 0 | .000 | 0 | 1 | 1 | 0.9 | 0 | 0 | 0 | 0 | 0 | 0 | 0 | 0 | 0.4 |
| at Georgia Tech | 01-05-13 | 7 | 0 | 0 | .000 | 0 | 0 | .000 | 2 | 2 | 1.000 | 2 | 0 | 2 | 1.0 | 0 | 0 | 0 | 1 | 1 | 0 | 2 | 0.5 | |
| at North Carolina | 01-10-13 | 2 | 0 | 0 | .000 | 0 | 0 | .000 | 0 | 0 | .000 | 1 | 0 | 1 | 1.0 | 0 | 0 | 0 | 0 | 0 | 0 | 0 | 0 | 0.5 |
| MARYLAND | 01-13-13 | 7 | 1 | 2 | .500 | 0 | 0 | .000 | 0 | 0 | .000 | 2 | 2 | 4 | 1.2 | 1 | 0 | 0 | 0 | 0 | 0 | 2 | 0.6 | |
| at Boston College | 01-16-13 | 7 | 0 | 0 | .000 | 0 | 0 | .000 | 0 | 0 | .000 | 0 | 1 | 1 | 1.2 | 1 | 0 | 1 | 1 | 0 | 1 | 0 | 0.6 | |
| DUKE | 01-23-13 | 12 | 1 | 3 | .333 | 0 | 0 | .000 | 0 | 1 | .000 | 1 | 1 | 2 | 1.3 | 0 | 0 | 0 | 0 | 1 | 1 | 2 | 0.7 | |
| FLORIDA STATE | 01-27-13 | 12 | 2 | 3 | .667 | 0 | 0 | .000 | 0 | 0 | .000 | 1 | 1 | 2 | 1.3 | 3 | 0 | 0 | 2 | 1 | 0 | 4 | 0.9 | |
| at Virginia Tech | 01-30-13 | 6 | 1 | 1 | 1.000 | 0 | 0 | .000 | 0 | 0 | .000 | 0 | 1 | 1 | 1.3 | 1 | 0 | 0 | 0 | 0 | 0 | 2 | 0.9 | |
| at NC State | 02-02-13 | 6 | 0 | 0 | .000 | 0 | 0 | .000 | 0 | 0 | .000 | 2 | 0 | 2 | 1.3 | 0 | 0 | 1 | 2 | 0 | 0 | 0 | 0.9 | |
| BOSTON COLLEGE | 02-05-13 | 10 | 1 | 2 | .500 | 0 | 0 | .000 | 0 | 2 | .000 | 3 | 1 | 4 | 1.5 | 1 | 0 | 0 | 0 | 1 | 1 | 2 | 0.9 | |
| NORTH CAROLINA | 02-09-13 | 9 | 1 | 1 | 1.000 | 0 | 0 | .000 | 0 | 0 | .000 | 1 | 1 | 2 | 1.5 | 1 | 0 | 0 | 1 | 0 | 0 | 2 | 1.0 | |
| at Florida State | 02-13-13 | 7 | 1 | 2 | .500 | 0 | 0 | .000 | 0 | 0 | .000 | 0 | 2 | 2 | 1.5 | 1 | 0 | 0 | 0 | 0 | 0 | 2 | 1.0 | |
| at Clemson | 02-17-13 | 2 | 0 | 0 | .000 | 0 | 0 | .000 | 0 | 0 | .000 | 0 | 0 | 0 | 1.5 | 1 | 0 | 0 | 0 | 0 | 0 | 0 | 1.0 | |
| VIRGINIA | 02-19-13 | 5 | 1 | 2 | .500 | 0 | 0 | .000 | 0 | 0 | .000 | 0 | 0 | 0 | 1.4 | 0 | 0 | 0 | 0 | 0 | 0 | 2 | 1.0 | |
| at Wake Forest | 02-23-13 | 7 | 1 | 1 | 1.000 | 0 | 0 | .000 | 0 | 0 | .000 | 2 | 1 | 3 | 1.5 | 2 | 0 | 0 | 0 | 0 | 0 | 2 | 1.1 | |



REGGIE JOHNSON

Senior | Center | 6-10 | 292

#42

Winston-Salem, N.C. | Winston-Salem Prep

2011 All-ACC Honorable Mention
2010 ACC All-Tournament Second Team
ACC Player of the Week - Feb. 6, 2012

- Immovable presence inside with soft hands, good agility and foot speed
- Provides big body inside with a 7-2 wingspan
- Developing a top of the key 3-point shot
- Another coach on the sideline during his injury, encouraging the bigs
- Graduated with a degree in liberal arts in Dec. 2012 ... Currently taking courses the College of Arts and Sciences.
- Carolina Panthers fan, enjoys WWF and wants to meet UM alum, The Rock
- 185 test: 23 reps | 1-step vertical: 27.5 | Bench max: 320
- Improved bench max from 250 to 320 pounds and 185 test from 13 to 23 reps in 15 months under strength coach Jim Krumpus
- Born Dec. 16, 1989 ... Son of Erika Johnson ... Brother to Chrissy Boston
- Graduated in December 2012 with a degree in liberal arts
- Nickname is Big Regg
- Also recruited by Wake Forest, Virginia Tech, Xavier and VCU
- Played basketball in China during summer of 2010 with Athletes in Action
- Played in 2012 Amare Stoudemire Skills Academy
- Lost approximately 40 pounds since arriving on campus in summer 2008

As a Junior (2011-12)

- Following season was listed sixth in rebounds on ACC's active career statistical leaders list
- Posted one double-double, a 27-point, 12-rebound performance in UM's first-ever win at Cameron Indoor Stadium against Duke
- First three-point attempt was a made trey against Maryland on Feb. 1
- Posted 15 points, nine rebounds, five blocks and five assists in 36 minutes in first game back from knee surgery (12/17)
- Sat out first nine games of season after successfully undergoing surgery on June 30 to repair a torn meniscus in right knee. Injured knee during pick-up game June 27
- Declared ineligible prior to game against Florida State (Feb. 26) following findings in ongoing joint NCAA-UM inquiry. Reinstated for Feb. 29 game at NC State.

As a Sophomore (2010-11)

- Shot 59.1 percent from field - third-highest percentage in a season in UM history (minimum 200 field goal attempts)
- Grabbed a team-high 21.7 percent of available rebounds while on court
- Pulled down 20 rebounds in NIT win over FAU

As a Redshirt Freshman (2009-10)

- Season-high 22 points (8-of-8 FG) with 6-of-6 shooting from line, four boards, two assists and a blocked shot in ACC Tournament opening-round win against Wake Forest (3/11).

As a True Freshman (2008-09)

- Redshirt season. Worked on conditioning and spent hours in the weight room

High School

Competed in basketball and track & field at Winston-Salem Prep ... Helped guide Phoenix to North Carolina 1-A state championship in basketball, finishing with 25 points and a state championship record 23 rebounds en route to title and MVP honors ... Two-time All-Northwest selection, led league with 24.1 points per game, 16.1 rebounds per game and 7.1 blocks per game as a senior in 2007-08 ... *NC Preps.com* 1-A Player of Year, *NC Preps.com* All-State Team, *Triad Sports Weekly* County Player of Year and *Triad Sports Weekly* All-Forsyth County Basketball Team ... Four-star recruit by *Scout.com*, which ranked him 17th among centers ... Played AAU basketball for Boo Williams.

| 2009-10 | | | |
|-------------------|----|----|---|
| Opposition | P | R | A |
| NC Central | 4 | 0 | 1 |
| Nova Southeastern | 2 | 2 | 0 |
| UNC Wilmington | 3 | 1 | 0 |
| South Carolina | 7 | 7 | 1 |
| FGCU | 5 | 2 | 0 |
| USC Upstate | 13 | 6 | 0 |
| Minnesota | 2 | 1 | 1 |
| at Boston College | 7 | 3 | 0 |
| SC State | 11 | 6 | 1 |
| at Stetson | 0 | 0 | 0 |
| FAU | 8 | 10 | 1 |
| NC A&T | 5 | 8 | 1 |
| Bethune-Cookman | 7 | 7 | 0 |
| at Pepperdine | 8 | 7 | 0 |
| Wake Forest | 0 | 3 | 0 |
| at Virginia Tech | 8 | 10 | 1 |
| at Virginia | 6 | 8 | 1 |
| Boston College | 15 | 9 | 0 |
| at Maryland | 0 | 2 | 0 |
| Virginia Tech | 7 | 4 | 1 |
| at Wake Forest | 8 | 6 | 1 |
| at Florida St. | 2 | 0 | 0 |
| Georgia Tech | 10 | 7 | 0 |
| at Clemson | 5 | 4 | 0 |
| Duke | 0 | 1 | 0 |
| Virginia | 0 | 0 | 0 |
| NC State | 6 | 4 | 0 |
| at North Carolina | 2 | 3 | 0 |
| Florida St. | 12 | 3 | 0 |
| Wake Forest | 22 | 4 | 2 |
| Virginia Tech | 5 | 12 | 1 |
| Duke | 14 | 8 | 0 |

| 2010-11 | | | |
|------------------|----|----|---|
| Opposition | P | R | A |
| Jacksonville | 13 | 8 | 0 |
| at Memphis | 12 | 12 | 0 |
| N.C. Central | 12 | 10 | 1 |
| at Rutgers | 12 | 14 | 0 |
| McNeese St. | 12 | 9 | 0 |
| at FGCU | 11 | 10 | 1 |
| Ole Miss | 17 | 10 | 1 |
| West Virginia | 14 | 7 | 0 |
| Stetson | 6 | 7 | 2 |
| UCF | 6 | 6 | 0 |
| Oral Roberts | 14 | 12 | 0 |
| Rice | 7 | 6 | 2 |
| Akron | 21 | 12 | 1 |
| Pepperdine | 12 | 15 | 0 |
| at Duke | 22 | 9 | 0 |
| at Clemson | 6 | 8 | 1 |
| BC | 9 | 9 | 0 |
| Florida St. | 7 | 9 | 0 |
| at NC State | 20 | 14 | 1 |
| UNC | 11 | 13 | 2 |
| at Virginia Tech | 6 | 10 | 2 |
| Georgia Tech | 9 | 10 | 2 |
| Virginia | 16 | 8 | 1 |
| at Wake Forest | 25 | 7 | 1 |
| Duke | 16 | 7 | 3 |
| at UNC | 2 | 4 | 0 |
| Clemson | 7 | 9 | 2 |
| at BC | 15 | 6 | 2 |
| at Florida St. | 17 | 12 | 0 |
| Maryland | 12 | 16 | 3 |
| at Georgia Tech | 4 | 12 | 0 |
| Virginia | 8 | 6 | 1 |
| UNC | 12 | 4 | 0 |
| FAU | 14 | 20 | 1 |
| Missouri St. | 9 | 9 | 3 |
| at Alabama | 14 | 7 | 0 |

| 2011-12 | | | |
|-------------------|----|----|---|
| Opposition | P | R | A |
| vs. FAU | 15 | 9 | 5 |
| at Charlotte | 11 | 7 | 3 |
| APPALACHIAN ST. | 11 | 8 | 1 |
| UNCG | 6 | 2 | 0 |
| at Virginia | 7 | 9 | 1 |
| at North Carolina | 12 | 9 | 0 |
| CLEMSON | 7 | 7 | 3 |
| NC STATE | 12 | 4 | 0 |
| at Georgia Tech | 8 | 7 | 2 |
| at Boston College | 12 | 5 | 1 |
| MARYLAND | 13 | 5 | 1 |
| at Duke | 27 | 10 | 0 |
| VIRGINIA TECH | 15 | 7 | 4 |
| at Florida State | 4 | 6 | 1 |
| NORTH CAROLINA | 11 | 9 | 1 |
| WAKE FOREST | 6 | 8 | 2 |
| at Maryland | 3 | 4 | 1 |
| at NC State | 10 | 8 | 0 |
| BOSTON COLLEGE | 10 | 7 | 4 |
| at Georgia Tech | 7 | 9 | 0 |
| vs. Florida State | 5 | 10 | 2 |
| VALPARAISO | 9 | 11 | 4 |
| MINNESOTA | 10 | 2 | 0 |

Johnson Season / Career Highs
Points
 Season: 22, vs. Stetson 11/9/12
 Career: 27, at Duke 2/5/12
 ACC: 27 at Duke, 2/5/12

Rebounds
 Season: 13 (2x) last at UCF 12/18/12
 Career: 20, vs. FAU 3/16/11
 ACC: 16 vs. Maryland, 3/2/11

Assists
 Season: 2 (3x) last vs. Boston College 2/5/13
 Career: 5, vs. FAU 12/17/11
 ACC: 4 (2x), last vs. Boston College

Steals
 Season: 1 (7x) last at Clemson, 2/17/13
 Career: 2 (4x), last vs. Georgia Tech 2/3/11
 ACC: 2, Georgia Tech, 2/3/11

Blocked Shots
 Season: 6, at UMass, 12/1/12
 Career: 6, at UMass, 12/1/12
 ACC: 5, at NC State 1/23/11

Field Goals
 Season: 6 (2x), last at UMass, 12/1/12
 Career: 11, at Duke 2/5/12
 ACC: 11, at Duke 2/5/12

Field Goal Attempts
 Season: 16, vs. Stetson 11/9/12
 Career: 17 (2x), last at Duke 2/5/12
 ACC: 17 (2x), last at Duke 2/5/12

Free Throws
 Season: 10, vs. Stetson 11/9/12
 Career: 10, vs. Stetson 11/9/12
 ACC: 9, at Wake Forest, 2/9/11

Free Throw Attempts
 Season: 14, vs. Stetson 11/9/12
 Career: 14, vs. Stetson 11/9/12
 ACC: 12, at Wake Forest, 2/9/11

3-Point Field Goals
 Season: 1, at UCF 12/18/12
 Career: 1 (5x), last at UCF 12/18/12
 ACC: 1 (4x), last at BC 3/3/12

3-Point Field Goal Attempts
 Season: 3, vs. Stetson 11/9/12
 Career: 3, vs. Stetson 11/9/12
 ACC: 2 (3x) last vs. North Carolina 2/9/13

Foul Disqualifications
 Season: --
 Career: 6x: 1-11/12; 4-10/11; 1-09/10

Minutes
 Season: 33, at UMass, 12/1/12
 Career: 36, vs. FAU 12/17/11
 ACC: 35 (2x) last at Duke, 2/5/12

Double-doubles
 13 in 2010-11
 1 in 2011-12
 4 in 2012-13

| Season | CAREER STATISTICS | | | Total | | | 3-Point | | | Free Throws | | | Rebounds | | | | Scoring | | | | | | | | |
|--------------|-------------------|-----------|-------------|-------------|------------|------------|-------------|----------|-----------|-------------|------------|------------|-------------|------------|------------|------------|------------|------------|----------|-----------|------------|------------|-----------|-------------|------------|
| | GP | GS | Min. | Avg. | FG | FGA | Pct. | FG | FGA | Pct. | FT | FTA | Pct. | Off. | Def. | Tot. | Avg. | PF | FO | Ast. | TO | Blk | Stl | Pts. | Avg. |
| 2009-10 | 32 | 6 | 434 | 13.6 | 60 | 115 | .522 | 0 | 0 | .000 | 84 | 107 | .785 | 59 | 89 | 148 | 4.6 | 70 | 1 | 13 | 24 | 21 | 16 | 204 | 6.4 |
| 2010-11 | 36 | 34 | 935 | 26.0 | 165 | 279 | .591 | 0 | 0 | .000 | 100 | 150 | .667 | 126 | 221 | 347 | 9.6 | 116 | 4 | 33 | 69 | 45 | 22 | 430 | 11.9 |
| 2011-12 | 23 | 22 | 602 | 26.2 | 88 | 179 | .492 | 4 | 11 | .364 | 51 | 72 | .708 | 59 | 106 | 165 | 7.2 | 70 | 1 | 36 | 37 | 23 | 14 | 231 | 10.0 |
| 2012-13 | 17 | 6 | 403 | 23.7 | 51 | 123 | .415 | 1 | 10 | .100 | 51 | 74 | .689 | 41 | 94 | 135 | 7.9 | 38 | 0 | 15 | 40 | 23 | 7 | 154 | 9.1 |
| TOTAL | 108 | 68 | 2374 | 22.0 | 364 | 696 | .523 | 5 | 21 | .238 | 286 | 403 | .710 | 285 | 510 | 795 | 7.4 | 294 | 6 | 97 | 170 | 112 | 59 | 1019 | 9.4 |

| Opponent | Date | GS | Min | TOTAL | | | 3-PTS | | | FREE THROWS | | | REBOUNDS | | | | PF | FO | A | TO | Blk | Stl | Pts | Avg |
|------------------|----------|----|-----|-------|-----|-------|-------|-----|------|-------------|-----|-------|----------|-----|-----|------|----|----|---|----|-----|-----|-----|------|
| | | | | FG | FGA | Pct | 3FG | FGA | Pct | FT | FTA | Pct | Off | Def | Tot | Avg | | | | | | | | |
| STETSON | 11-09-12 | * | 29 | 6 | 16 | .375 | 0 | 3 | .000 | 10 | 14 | .714 | 7 | 4 | 11 | 11.0 | 2 | 0 | 2 | 2 | 0 | 0 | 22 | 22.0 |
| at FGCU | 11-13-12 | * | 26 | 2 | 8 | .250 | 0 | 0 | .000 | 2 | 7 | .286 | 4 | 6 | 10 | 10.5 | 4 | 0 | 1 | 5 | 0 | 1 | 6 | 14.0 |
| JACKSONVILLE | 11-16-12 | | DNP | | | | | | | | | | | | | | | | | | | | | |
| DETROIT | 11-24-12 | | 27 | 2 | 3 | .667 | 0 | 0 | .000 | 3 | 4 | .750 | 3 | 6 | 9 | 10.0 | 3 | 0 | 2 | 2 | 3 | 1 | 7 | 11.7 |
| MICHIGAN STATE | 11-28-12 | * | 31 | 2 | 5 | .400 | 0 | 1 | .000 | 6 | 6 | 1.000 | 0 | 11 | 11 | 10.3 | 2 | 0 | 1 | 2 | 3 | 0 | 10 | 11.3 |
| at Massachusetts | 12-01-12 | * | 33 | 6 | 13 | .462 | 0 | 0 | .000 | 7 | 8 | .875 | 3 | 10 | 13 | 10.8 | 2 | 0 | 1 | 3 | 6 | 0 | 19 | 12.8 |
| CHARLOTTE | 12-14-12 | * | 25 | 3 | 8 | .375 | 0 | 0 | .000 | 2 | 4 | .500 | 1 | 3 | 4 | 9.7 | 2 | 0 | 0 | 2 | 1 | 0 | 8 | 12.0 |
| at UCF | 12-18-12 | * | 27 | 5 | 8 | .625 | 1 | 2 | .500 | 5 | 6 | .833 | 4 | 9 | 13 | 10.1 | 0 | 0 | 1 | 1 | 0 | 1 | 16 | 12.6 |
| DUKE | 01-23-13 | | 16 | 0 | 2 | .000 | 0 | 0 | .000 | 2 | 2 | 1.000 | 1 | 4 | 5 | 9.5 | 4 | 0 | 0 | 2 | 1 | 0 | 2 | 11.3 |
| FLORIDA STATE | 01-27-13 | | 22 | 1 | 8 | .125 | 0 | 1 | .000 | 3 | 4 | .750 | 3 | 3 | 6 | 9.1 | 2 | 0 | 1 | 1 | 2 | 1 | 5 | 10.6 |
| at Virginia Tech | 01-30-13 | | 22 | 1 | 4 | .250 | 0 | 0 | .000 | 2 | 2 | 1.000 | 3 | 7 | 10 | 9.2 | 0 | 0 | 0 | 3 | 2 | 0 | 4 | 9.9 |
| at NC State | 02-02-13 | | 23 | 6 | 10 | .600 | 0 | 1 | .000 | 3 | 4 | .750 | 2 | 6 | 8 | 9.1 | 3 | 0 | 0 | 1 | 1 | 1 | 15 | 10.4 |
| BOSTON COLLEGE | 02-05-13 | | 22 | 2 | 6 | .333 | 0 | 0 | .000 | 0 | 2 | .000 | 3 | 6 | 9 | 9.1 | 3 | 0 | 2 | 4 | 0 | 0 | 4 | 9.8 |
| NORTH CAROLINA | 02-09-13 | | 21 | 3 | 9 | .333 | 0 | 2 | .000 | 2 | 2 | 1.000 | 1 | 4 | 5 | 8.8 | 2 | 0 | 1 | 2 | 1 | 0 | 8 | 9.7 |
| at Florida State | 02-13-13 | | 27 | 5 | 5 | 1.000 | 0 | 0 | .000 | 4 | 7 | .571 | 2 | 6 | 8 | 8.7 | 4 | 0 | 1 | 4 | 1 | 1 | 14 | 10.0 |
| at Clemson | 02-17-13 | | 17 | 1 | 4 | .250 | 0 | 0 | .000 | 0 | 0 | .000 | 0 | 3 | 3 | 8.3 | 1 | 0 | 1 | 2 | 0 | 1 | 2 | 9.5 |
| VIRGINIA | 02-19-13 | | 19 | 4 | 7 | .571 | 0 | 0 | .000 | 0 | 2 | .000 | 1 | 6 | 7 | 8.3 | 3 | 0 | 0 | 2 | 1 | 0 | 8 | 9.4 |
| at Wake Forest | 02-23-13 | | 16 | 2 | 7 | .286 | 0 | 0 | .000 | 0 | 0 | .000 | 3 | 0 | 3 | 7.9 | 1 | 0 | 1 | 2 | 1 | 0 | 4 | 9.1 |



KENNY KADJI

Senior | Forward/Center | 6-11 | 242

Douala, Cameroon | Pendleton | IMG Academy | Florida

#35

Kadji Season / UM Career Highs Points

Season: 22 vs. Duke 1/23/13
 Career: 30, vs. UNCG 01/02/12
 ACC: 22, vs. Duke 1/23/13

Rebounds

Season: 14, at Georgia Tech, 1/5/13
 Career: 14, at Georgia Tech, 1/5/13
 ACC: 14, at Georgia Tech, 1/5/13

Assists

Season: 5, vs. Stetson 11/9/12
 Career: 5, vs. Stetson 11/9/12
 ACC: 3 (2x) last at North Carolina, 1/10/13

Steals

Season: 4, vs. La Salle 1/2/13
 Career: 4 (2x) last vs. La Salle 1/2/13
 ACC: 4 vs. Florida State, 2/26/12

Blocked Shots

Season: 4, at North Carolina 1/10/13
 Career: 5, vs. Florida State 2/26/12
 ACC: 5, vs. Florida State, 2/26/12

Field Goals

Season: 9 (2x) last vs. Duke 1/23/13
 Career: 10, vs. UNCG 01/02/12
 ACC: 9, vs. Duke 1/23/13

Field Goal Attempts

Season: 16, vs. Indiana State 12/25/12
 Career: 16 (2x) last vs. Indiana State 12/25/12
 ACC: 16 vs. North Carolina, 2/15/12

Free Throws

Season: 5 (2x), last at Virginia Tech, 1/30/13
 Career: 10, vs. UNCG 01/02/12
 ACC: 5 (3x) last at Virginia Tech 1/30/13

Free Throw Attempts

Season: 7 (3x) last vs. Virginia Tech, 1/30/13
 Career: 13, vs. UNCG 01/02/12
 ACC: 8 vs. Florida State 2/26/12

3-Point Field Goals

Season: 3 (3x) last vs. North Carolina 2/9/13
 Career: 4, at Duke 2/5/12
 ACC: 4 at Duke, 2/5/12

3-Point Field Goal Attempts

Season: 6 (2x) last at Clemson, 2/17/13
 Career: 7 vs. Boston College 3/3/12
 ACC: 7 vs. Boston College 3/3/12

Foul Disqualifications

Season: 1, at Florida State, 2/13/13
 Career: 1 (4x), last vs. Florida State 2/26/12

Minutes

Season: 39, vs. Indiana State 12/25/12
 Career: 39, vs. Indiana State 12/25/12
 ACC: 37 (2x) last at North Carolina, 1/10/13

2011-12 Third Team All-ACC | 2011 Orange Bowl Basketball Classic Game MVP

Double-doubles: 4 in 2011-12 | 4 in 2012-13

- Athletic and skilled stretch four with good size and shot-blocking ability, who can score inside and outside
- Lost 20 pounds over the 2012 summer, cutting out unhealthy foods, including fast food and ice cream
- Game film junkie - between classes he's in the basketball offices watching film
- Coaches challenged him to improve minutes per rebound and he is up 2.0 rebounds per game from last season
- Graduates in May 2013 with a degree in sociology with a minor in business administration
- 185 test: 9 reps | front squat: 255 | 1-step vertical: 32 | Bench max: 230
- Last name is pronounced Kaad-jee ... Born May 19, 1988 ... Has three brothers
- Trained with current NBA player Jared Jeffries during summer of 2009 at IMG Academy
- Played piano for five years

As a Junior (2011-12)

- Only one of seven players in ACC to score 30+ points in a game
- Led team with 14.8 points per game in ACC play
- Scored in double digits 20 times, including 14-straight nights from Jan. 1-Feb. 26
- Hit at least a trio of threes four times and at least a pair in eight games

As a Redshirt (2010-11)

• After transferring to Miami from Florida, big man sat out 2010-11 season. After a promising freshman campaign at UF, played in just eight games as a sophomore before having surgery on back on Feb. 10. Was granted a medical hardship for 2009-10 season.

At Florida (2008-10)

- Played in 42 games with Florida over two seasons, before 2009-10 season was cut short
- Scored in double figures four times, including a season-high 15 points
- Scored four points and tallied five rebounds against Arkansas in first round of SEC Tournament
- Posted four points in seven minutes of action versus Miami in second round of NIT.

High School

Fifth-ranked center in class of 2008 by both *Rivals.com* and *Scout.com* and was rated in top half of ESPN100 ... Averaged 28.0 points, 12.0 rebounds and 4.0 blocks per game at Pendleton/IMG Academy, playing for coach Mike Moreau ... Participated in 2008 adidas All-America All-Star game and in 2008 adidas Kentucky Derby Festival basketball classic ... Played AAU basketball with Florida Rams.

| Opposition | 2011-12 | | |
|-------------------|---------|----|---|
| | P | R | A |
| TENNESSEE TECH | 0 | 5 | 1 |
| RUTGERS | 13 | 5 | 1 |
| UNF | 9 | 10 | 3 |
| FLA. GULF COAST | 6 | 5 | 0 |
| at Ole Miss | 2 | 1 | 0 |
| at Purdue | 0 | 0 | 0 |
| UMASS | 9 | 7 | 0 |
| Memphis | 12 | 6 | 0 |
| at West Virginia | 15 | 3 | 1 |
| vs. FAU | 21 | 3 | 0 |
| at Charlotte | 18 | 10 | 0 |
| APPALACHIAN ST. | 3 | 2 | 0 |
| UNCG | 30 | 12 | 0 |
| at Virginia | 14 | 10 | 0 |
| at North Carolina | 16 | 2 | 0 |
| CLEMSON | 14 | 1 | 1 |
| NC STATE | 20 | 11 | 2 |
| at Georgia Tech | 21 | 8 | 2 |
| at Boston College | 14 | 7 | 2 |
| at Duke | 15 | 8 | 1 |
| VIRGINIA TECH | 11 | 4 | 0 |
| at Florida State | 14 | 6 | 1 |
| NORTH CAROLINA | 13 | 7 | 0 |
| WAKE FOREST | 18 | 5 | 0 |
| at Maryland | 16 | 8 | 0 |
| FLORIDA STATE | 15 | 3 | 0 |
| at NC State | 7 | 7 | 3 |
| BOSTON COLLEGE | 14 | 1 | 2 |
| at Georgia Tech | 5 | 6 | 1 |
| vs. Florida State | 5 | 3 | 1 |
| VALPARAISO | 2 | 3 | 1 |
| MINNESOTA | 3 | 1 | 0 |

STATISTICS AT FLORIDA


| Season | GP | GS | Min. | Avg. | FG | Total FGA | Pct. | 3-Point | | | Free Throws | | | Rebounds | | | PF | FO | Ast. | TO | Blk | Scoring | | |
|---------|----|----|------|------|----|-----------|------|---------|-----|------|-------------|-----|------|----------|------|----|----|----|------|----|-----|---------|------|------|
| | | | | | | | | FG | FGA | Pct. | FT | FPA | Pct. | Total | Avg. | PF | | | | | | Stl | Pts. | Avg. |
| 2008-09 | 34 | 1 | 42.6 | 12.5 | 62 | 128 | .484 | 0 | 1 | .000 | 24 | 47 | .511 | 93 | 2.7 | 48 | 0 | 4 | 28 | 24 | 6 | 148 | 4.4 | |
| 2009-10 | 8 | 0 | 45 | 5.6 | 3 | 8 | .375 | 0 | 0 | .000 | 2 | 4 | .500 | 6 | 0.7 | 8 | 0 | 0 | 5 | 3 | 1 | 8 | 1.0 | |
| TOTAL | 42 | 1 | 47.1 | 11.2 | 65 | 136 | .445 | 0 | 1 | .000 | 26 | 51 | .509 | 99 | 2.3 | 56 | 0 | 4 | 33 | 27 | 7 | 156 | 3.7 | |

STATISTICS AT MIAMI

| Season | GP | GS | Min. | Avg. | FG | Total FGA | Pct. | 3-Point | | | Free Throws | | | Rebounds | | | PF | FO | Ast. | TO | Blk | Stl | Pts. | Avg. | |
|---------|----|----|-------|------|-----|-----------|------|---------|-----|------|-------------|-----|------|----------|------|------|-----|-----|------|----|-----|-----|------|------|------|
| | | | | | | | | FG | FGA | Pct. | FT | FPA | Pct. | Off. | Def. | Tot. | | | | | | | | | Avg. |
| 2011-12 | 32 | 28 | 87.7 | 27.4 | 137 | 280 | .489 | 28 | 67 | .418 | 73 | 115 | .635 | 58 | 112 | 170 | 5.3 | 72 | 4 | 23 | 50 | 51 | 19 | 375 | 11.7 |
| 2012-13 | 26 | 26 | 75.4 | 29.0 | 123 | 255 | .482 | 33 | 89 | .371 | 51 | 81 | .630 | 36 | 131 | 167 | 6.4 | 65 | 1 | 24 | 50 | 36 | 11 | 330 | 12.7 |
| TOTAL | 58 | 54 | 163.1 | 28.1 | 260 | 535 | .486 | 61 | 156 | .391 | 124 | 196 | .633 | 94 | 243 | 337 | 5.8 | 137 | 5 | 47 | 100 | 87 | 30 | 705 | 12.2 |

KADJI 2012-13

| Opponent | Date | GS | Min | TOTAL | | | 3-PTS | | | FREE THROWS | | | REBOUNDS | | | PF | FO | A | TO | Blk | Stl | Pts | Avg | |
|-------------------|----------|----|-----|-------|-----|------|-------|-----|-------|-------------|-----|-------|----------|-----|-----|------|----|---|----|-----|-----|-----|-----|------|
| | | | | FG | FGA | Pct | 3FG | FGA | Pct | FT | FPA | Pct | Off | Def | Tot | | | | | | | | | Avg |
| STETSON | 11-09-12 | * | 31 | 5 | 10 | .500 | 2 | 5 | .400 | 0 | 0 | .000 | 2 | 10 | 12 | 12.0 | 4 | 0 | 5 | 3 | 1 | 0 | 12 | 12.0 |
| at FGCU | 11-13-12 | * | 31 | 4 | 10 | .400 | 1 | 3 | .333 | 4 | 7 | .571 | 4 | 4 | 8 | 10.0 | 1 | 0 | 0 | 1 | 1 | 1 | 13 | 12.5 |
| JACKSONVILLE | 11-16-12 | * | 31 | 2 | 5 | .400 | 1 | 3 | .333 | 2 | 2 | 1.000 | 1 | 3 | 4 | 8.0 | 3 | 0 | 2 | 5 | 2 | 0 | 7 | 10.7 |
| DETROIT | 11-24-12 | * | 30 | 5 | 13 | .385 | 0 | 5 | .000 | 4 | 4 | 1.000 | 2 | 9 | 11 | 8.8 | 3 | 0 | 3 | 1 | 0 | 0 | 14 | 11.5 |
| MICHIGAN STATE | 11-28-12 | * | 32 | 2 | 6 | .333 | 0 | 2 | .000 | 0 | 0 | .000 | 0 | 3 | 3 | 7.6 | 2 | 0 | 1 | 2 | 2 | 0 | 4 | 10.0 |
| at Massachusetts | 12-01-12 | * | 32 | 4 | 8 | .500 | 2 | 5 | .400 | 3 | 4 | .750 | 0 | 5 | 5 | 7.2 | 3 | 0 | 0 | 1 | 1 | 0 | 13 | 10.5 |
| CHARLOTTE | 12-14-12 | * | 24 | 5 | 6 | .833 | 3 | 3 | 1.000 | 4 | 5 | .800 | 1 | 4 | 5 | 6.9 | 2 | 0 | 1 | 3 | 3 | 1 | 17 | 11.4 |
| at UCF | 12-18-12 | * | 24 | 4 | 12 | .333 | 1 | 5 | .200 | 1 | 2 | .500 | 5 | 3 | 8 | 7.0 | 3 | 0 | 1 | 4 | 1 | 2 | 10 | 11.3 |
| at Hawai'i | 12-22-12 | * | 30 | 3 | 9 | .333 | 0 | 2 | .000 | 2 | 2 | 1.000 | 0 | 6 | 6 | 6.9 | 4 | 0 | 1 | 2 | 2 | 0 | 8 | 10.9 |
| vs Arizona | 12-23-12 | * | 35 | 9 | 15 | .600 | 1 | 3 | .333 | 0 | 0 | .000 | 0 | 4 | 4 | 6.6 | 1 | 0 | 0 | 0 | 0 | 0 | 19 | 11.7 |
| vs Indiana State | 12-25-12 | * | 39 | 5 | 16 | .313 | 0 | 1 | .000 | 3 | 6 | .500 | 4 | 3 | 7 | 6.6 | 4 | 0 | 0 | 1 | 2 | 0 | 13 | 11.8 |
| LA SALLE | 01-02-13 | * | 26 | 4 | 9 | .444 | 1 | 4 | .250 | 5 | 7 | .714 | 2 | 9 | 11 | 7.0 | 3 | 0 | 2 | 2 | 3 | 4 | 14 | 12.0 |
| at Georgia Tech | 01-05-13 | * | 31 | 3 | 9 | .333 | 1 | 4 | .250 | 4 | 6 | .667 | 2 | 12 | 14 | 7.5 | 1 | 0 | 0 | 3 | 2 | 1 | 11 | 11.9 |
| at North Carolina | 01-10-13 | * | 37 | 7 | 11 | .636 | 2 | 5 | .400 | 2 | 3 | .667 | 0 | 9 | 9 | 7.6 | 2 | 0 | 3 | 0 | 4 | 0 | 18 | 12.4 |
| MARYLAND | 01-13-13 | * | 33 | 5 | 13 | .385 | 3 | 6 | .500 | 1 | 6 | .167 | 1 | 4 | 5 | 7.5 | 3 | 0 | 0 | 2 | 1 | 0 | 14 | 12.5 |
| at Boston College | 01-16-13 | * | 32 | 6 | 12 | .500 | 2 | 4 | .500 | 0 | 2 | .000 | 3 | 2 | 5 | 7.3 | 1 | 0 | 0 | 3 | 1 | 0 | 14 | 12.6 |
| DUKE | 01-23-13 | * | 26 | 9 | 11 | .818 | 2 | 3 | .667 | 2 | 4 | .500 | 0 | 6 | 6 | 7.2 | 2 | 0 | 0 | 3 | 2 | 1 | 22 | 13.1 |
| FLORIDA STATE | 01-27-13 | * | 18 | 5 | 9 | .556 | 0 | 1 | .000 | 1 | 1 | 1.000 | 1 | 2 | 3 | 7.0 | 3 | 0 | 1 | 1 | 0 | 0 | 11 | 13.0 |
| at Virginia Tech | 01-30-13 | * | 28 | 6 | 10 | .600 | 1 | 1 | 1.000 | 5 | 7 | .714 | 2 | 2 | 4 | 6.8 | 3 | 0 | 0 | 3 | 1 | 0 | 18 | 13.3 |
| at NC State | 02-02-13 | * | 26 | 5 | 10 | .500 | 1 | 3 | .333 | 2 | 2 | 1.000 | 2 | 3 | 5 | 6.8 | 3 | 0 | 0 | 1 | 0 | 0 | 13 | 13.3 |
| BOSTON COLLEGE | 02-05-13 | * | 21 | 6 | 9 | .667 | 2 | 4 | .500 | 2 | 3 | .667 | 2 | 6 | 8 | 6.8 | 3 | 0 | 2 | 1 | 1 | 0 | 16 | 13.4 |
| NORTH CAROLINA | 02-09-13 | * | 31 | 6 | 10 | .600 | 3 | 5 | .600 | 2 | 2 | 1.000 | 0 | 6 | 6 | 6.8 | 1 | 0 | 0 | 3 | 1 | 0 | 17 | 13.5 |
| at Florida State | 02-13-13 | * | 17 | 1 | 4 | .250 | 1 | 2 | .500 | 0 | 1 | .000 | 1 | 1 | 2 | 6.6 | 5 | 1 | 0 | 2 | 1 | 1 | 3 | 13.1 |
| at Clemson | 02-17-13 | * | 29 | 5 | 11 | .455 | 1 | 6 | .167 | 1 | 1 | 1.000 | 0 | 4 | 4 | 6.5 | 1 | 0 | 0 | 1 | 0 | 0 | 12 | 13.0 |
| VIRGINIA | 02-19-13 | * | 35 | 3 | 8 | .375 | 0 | 1 | .000 | 1 | 3 | .333 | 1 | 5 | 6 | 6.4 | 3 | 0 | 2 | 1 | 2 | 0 | 7 | 12.8 |
| at Wake Forest | 02-23-13 | * | 25 | 4 | 9 | .444 | 2 | 3 | .667 | 0 | 1 | .000 | 0 | 6 | 6 | 6.4 | 1 | 0 | 0 | 1 | 2 | 0 | 10 | 12.7 |



SHANE LARKIN

Sophomore | Guard | 5-11 | 176

Orlando, Fla. | Dr. Phillips (Fla.)

#0

Larkin Career Highs

Points
 Season: 27, vs. Jacksonville 11/16/12
 Career: 27, vs. Jacksonville 11/16/12
 ACC: 25, at Virginia Tech, 1/30/13

Rebounds
 Season: 10, vs. Duke 1/23/13
 Career: 10, vs. Duke 1/23/13
 ACC: 10, vs. Duke 1/23/13

Assists
 Season: 9, vs. North Carolina 2/9/13
 Career: 9, vs. North Carolina 2/9/13
 ACC: 9, vs. North Carolina 2/9/13

Steals
 Season: 6, vs. Arizona, 12/23/12
 Career: 6 (3x) last vs. Arizona, 12/23/12
 ACC: 6, at North Carolina, 1/10/12

Blocked Shots
 Season: 2, at Virginia Tech, 1/30/13
 Career: 2, at Virginia Tech, 1/20/13
 ACC: 2, at Virginia Tech, 1/30/13

Field Goals
 Season: 9 (3x), last at Florida State, 2/13/13
 Career: 9 (3x), last at Florida State, 2/13/13
 ACC: 9 (2x), last at Florida State, 2/13/13

Field Goal Attempts
 Season: 15 (2x) last at Florida State, 2/13/13
 Career: 15 (2x) last at Florida State, 2/13/13
 ACC: 15, at Florida State, 2/13/13

Free Throws
 Season: 7, vs. Jacksonville 11/16/12
 Career: 8, vs. Florida State 2/26/12
 ACC: 8, vs. Florida State 2/26/12

Free Throw Attempts
 Season: 7, vs. Jacksonville 11/16/12
 Career: 9, vs. Florida State 2/26/12
 ACC: 9, vs. Florida State 2/26/12

3-Point Field Goals
 Season: 5 (2x) last vs. North Carolina 2/9/13
 Career: 5, (2x) last vs. North Carolina 2/9/13
 ACC: 5 (2x) last vs. North Carolina 2/9/13

3-Point Field Goal Attempts
 Season: 10, at Virginia Tech, 1/20/13
 Career: 10, at Virginia Tech, 1/20/13
 ACC: 10, at Virginia Tech, 1/30/13

Foul Disqualifications
 Season: --
 Career: 1, at Maryland 2/21/12

Minutes
 Season: 41, vs. Indiana State 12/25/12
 Career: 41 (2x) last vs. Indiana State 12/25/12
 ACC: 41 vs. Maryland, 2/1/12

**Bob Cousy Award Finalist | Oscar Robertson National Player of the Week - Feb. 4, 2013 | ACC Player of the Week - Feb. 4, 2013
 2011-12 All-ACC Freshman Team | ACC Rookie of the Week - Dec. 5, 2011**

- Extremely athletic and intelligent with a quiet and confident demeanor
- Can score by attacking the rim or hitting a shot from long range
- Improved all aspects of his game after his ACC All-Rookie season
- Is difficult to take off of the court, leads the ACC in minutes played
- Conscious of getting all teammates involved in a play and in the game
- 185 test: 14 reps | front squat: 325 | 1-step vertical: 42.5 (best on the team) | Bench max: 270
- Improved bench max 215-270 pounds, 1-step vertical 39.5 to 42.5 inches, 185 test 3 to 14 reps and standing vertical jump 32.5 to 34 inches in 15 months under strength coach Jim Krumpus
- Born DeShane Larkin on Oct. 2, 1992, but goes by Shane ... Son of Lisa and Barry Larkin, former Cincinnati Reds 12-time All-Star shortstop ... Brother to Cymbre and Brielle
- Deion Sanders, Larkin's favorite athlete growing up, gave him nickname SugaShane
- Comes from a long lineage of athletes, including father as well as uncles Byron Larkin (Xavier basketball), Mike Larkin (Notre Dame football) and Steve Larkin (Texas baseball)
- Majoring in sports administration
- Originally committed to DePaul in 2010, but was granted a release from the school in August 2011
- Also recruited by Boston College, George Mason, Colorado and Florida State.

As a Freshman (2011-12)

- Fifth in ACC - only rookie in Top 10 - in steals per game (1.6)
- Of all ACC rookies, was sixth in scoring and second in assists
- Led UM in ACC Tournament with 14.0 points, eight assists and four steals in a pair of games
- Missed first game of season following transfer from DePaul in summer. Received an NCAA waiver a few hours prior to game against Rutgers (Nov. 15) that allowed him to play immediately
- Notched 10 double-digit scoring outings in 32 games
- Nine games with four or more handouts
- Grabbed three or more steals nine times, twice snatching six
- Started season 11-of-11 at FT line, then was 36-38 midway through season

High School

Averaged 18.8 points, 6.4 rebounds, 6.3 assists and 3.5 steals per game as a senior at Dr. Phillips High in Orlando, Fla. ... Ended high school career with a school record 320 steals and was second in career scoring behind 2010-11 All-SEC selection Chris Warren (Ole Miss) ... Two-time all-state player ... Twice was 6A Player of Year runner up ... Ranked among Top 20 point guards in country by *Scout.com* ... No. 72 overall player in nation, according to *Scout.com* ... Led team to a 27-6 record senior season, advancing to state championship game for second consecutive year ... Three-time district champions ... Regional champion.

| 2011-12 | P | R | A |
|-------------------|----|---|---|
| Opposition | | | |
| RUTGERS | 3 | 1 | 1 |
| UNF | 8 | 2 | 2 |
| FLA. GULF COAST | 8 | 6 | 5 |
| at Ole Miss | 2 | 2 | 4 |
| at Purdue | 16 | 0 | 2 |
| UMASS | 14 | 4 | 2 |
| Memphis | 7 | 3 | 0 |
| at West Virginia | 8 | 2 | 1 |
| vs. FAU | 3 | 2 | 4 |
| at Charlotte | 8 | 2 | 2 |
| APPALACHIAN ST. | 11 | 2 | 3 |
| UNCG | 18 | 6 | 3 |
| at Virginia | 0 | 4 | 0 |
| at North Carolina | 3 | 1 | 4 |
| CLEMSON | 2 | 1 | 3 |
| NC STATE | 9 | 1 | 5 |
| at Georgia Tech | 6 | 0 | 5 |
| at Boston College | 0 | 2 | 0 |
| MARYLAND | 12 | 7 | 2 |
| at Duke | 7 | 3 | 4 |
| VIRGINIA TECH | 14 | 2 | 4 |
| at Florida State | 5 | 5 | 1 |
| NORTH CAROLINA | 0 | 0 | 2 |
| WAKE FOREST | 3 | 2 | 3 |
| at Maryland | 3 | 2 | 3 |
| FLORIDA STATE | 13 | 2 | 3 |
| at NC State | 4 | 1 | 2 |
| BOSTON COLLEGE | 3 | 0 | 0 |
| at Georgia Tech | 12 | 1 | 3 |
| vs. Florida State | 16 | 8 | 5 |
| VALPARAISO | 12 | 5 | 1 |
| MINNESOTA | 8 | 1 | 2 |

Career double-doubles:
 1 in 2012-13

CAREER STATISTICS

| Season | GP | GS | Min. | Avg. | Total | | | 3-Point | | | Free Throws | | | Rebounds | | | | Scoring | | | | | | | |
|--------------|-----------|-----------|-------------|-------------|------------|------------|-------------|-----------|------------|-------------|-------------|------------|-------------|-----------|------------|------------|------------|-----------|----------|------------|------------|----------|------------|------------|-------------|
| | | | | | FGA | Pct. | FT | FGA | Pct. | FT | FTA | Pct. | Off. | Def. | Tot. | Avg. | PF | FO | Ast. | TO | Blk | Stl | Pts. | Avg. | |
| 2011-12 | 32 | 19 | 820 | 25.6 | 73 | 203 | .360 | 32 | 99 | .323 | 60 | 70 | .857 | 18 | 62 | 80 | 2.5 | 52 | 1 | 81 | 60 | 2 | 50 | 238 | 7.4 |
| 2012-13 | 26 | 26 | 938 | 36.1 | 126 | 264 | .477 | 47 | 113 | .416 | 41 | 58 | .707 | 11 | 95 | 106 | 4.1 | 37 | 0 | 111 | 58 | 4 | 54 | 340 | 13.1 |
| TOTAL | 58 | 45 | 1758 | 30.3 | 199 | 467 | .426 | 79 | 212 | .373 | 101 | 128 | .789 | 29 | 157 | 186 | 3.2 | 89 | 1 | 192 | 118 | 6 | 104 | 578 | 10.0 |

LARKIN 2012-13

| Opponent | Date | GS | Min | TOTAL | | | 3-PTS | | | FREE THROWS | | | REBOUNDS | | | | PF | FO | A | TO | Blk | Stl | Pts | Avg |
|-------------------|----------|----|-----|-------|-----|------|-------|-----|-------|-------------|-----|-------|----------|-----|-----|-----|----|----|---|----|-----|-----|-----|------|
| | | | | FG | FGA | Pct | 3FG | FGA | Pct | FT | FTA | Pct | Off | Def | Tot | Avg | | | | | | | | |
| STETSON | 11-09-12 | * | 35 | 5 | 7 | .714 | 1 | 3 | .333 | 2 | 4 | .500 | 0 | 2 | 2 | 2.0 | 2 | 0 | 6 | 2 | 0 | 0 | 13 | 13.0 |
| at FGCU | 11-13-12 | * | 38 | 5 | 13 | .385 | 4 | 9 | .444 | 0 | 0 | .000 | 0 | 4 | 4 | 3.0 | 4 | 0 | 4 | 3 | 0 | 1 | 14 | 13.5 |
| JACKSONVILLE | 11-16-12 | * | 35 | 9 | 13 | .692 | 2 | 5 | .400 | 7 | 7 | 1.000 | 0 | 4 | 4 | 3.3 | 2 | 0 | 5 | 4 | 0 | 1 | 27 | 18.0 |
| DETROIT | 11-24-12 | * | 37 | 6 | 10 | .600 | 1 | 1 | 1.000 | 2 | 2 | 1.000 | 0 | 3 | 3 | 3.3 | 0 | 0 | 3 | 5 | 0 | 2 | 15 | 17.3 |
| MICHIGAN STATE | 11-28-12 | * | 36 | 5 | 10 | .500 | 3 | 4 | .750 | 2 | 2 | 1.000 | 0 | 1 | 1 | 2.8 | 1 | 0 | 2 | 2 | 0 | 4 | 15 | 16.8 |
| at Massachusetts | 12-01-12 | * | 34 | 5 | 9 | .556 | 2 | 3 | .667 | 2 | 3 | .667 | 1 | 5 | 6 | 3.3 | 4 | 0 | 2 | 2 | 0 | 2 | 14 | 16.3 |
| CHARLOTTE | 12-14-12 | * | 32 | 4 | 8 | .500 | 1 | 2 | .500 | 0 | 0 | .000 | 1 | 4 | 5 | 3.6 | 1 | 0 | 5 | 2 | 1 | 4 | 9 | 15.3 |
| at UCF | 12-18-12 | * | 36 | 5 | 10 | .500 | 1 | 2 | .500 | 0 | 0 | .000 | 1 | 4 | 5 | 3.8 | 2 | 0 | 6 | 2 | 0 | 2 | 11 | 14.8 |
| at Hawai'i | 12-22-12 | * | 35 | 4 | 10 | .400 | 2 | 4 | .500 | 2 | 2 | 1.000 | 0 | 2 | 2 | 3.6 | 0 | 0 | 1 | 1 | 0 | 3 | 12 | 14.4 |
| vs Arizona | 12-23-12 | * | 38 | 4 | 9 | .444 | 2 | 6 | .333 | 0 | 0 | .000 | 1 | 1 | 2 | 3.4 | 1 | 0 | 3 | 2 | 0 | 6 | 10 | 14.0 |
| vs Indiana State | 12-25-12 | * | 41 | 2 | 13 | .154 | 0 | 5 | .000 | 0 | 0 | .000 | 0 | 4 | 4 | 3.5 | 0 | 0 | 4 | 1 | 0 | 1 | 4 | 13.1 |
| LA SALLE | 01-02-13 | * | 36 | 6 | 15 | .400 | 3 | 6 | .500 | 3 | 4 | .750 | 0 | 5 | 5 | 3.6 | 0 | 0 | 3 | 1 | 0 | 1 | 18 | 13.5 |
| at Georgia Tech | 01-05-13 | * | 36 | 2 | 7 | .286 | 1 | 3 | .333 | 0 | 0 | .000 | 1 | 3 | 4 | 3.6 | 0 | 0 | 6 | 1 | 0 | 3 | 5 | 12.8 |
| at North Carolina | 01-10-13 | * | 36 | 3 | 7 | .429 | 1 | 3 | .333 | 4 | 6 | .667 | 0 | 3 | 3 | 3.6 | 2 | 0 | 1 | 4 | 0 | 2 | 11 | 12.7 |
| MARYLAND | 01-13-13 | * | 37 | 5 | 11 | .455 | 0 | 3 | .000 | 0 | 0 | .000 | 1 | 3 | 4 | 3.6 | 0 | 0 | 6 | 0 | 1 | 3 | 10 | 12.5 |
| at Boston College | 01-16-13 | * | 36 | 2 | 8 | .250 | 1 | 2 | .500 | 2 | 2 | 1.000 | 1 | 5 | 6 | 3.8 | 4 | 0 | 5 | 2 | 0 | 2 | 7 | 12.2 |
| DUKE | 01-23-13 | * | 36 | 8 | 14 | .571 | 2 | 6 | .333 | 0 | 1 | .000 | 1 | 9 | 10 | 4.1 | 2 | 0 | 5 | 2 | 0 | 1 | 18 | 12.5 |
| FLORIDA STATE | 01-27-13 | * | 34 | 2 | 9 | .222 | 2 | 6 | .333 | 2 | 3 | .667 | 0 | 9 | 9 | 4.4 | 1 | 0 | 6 | 3 | 0 | 1 | 8 | 12.3 |
| at Virginia Tech | 01-30-13 | * | 40 | 9 | 14 | .643 | 5 | 10 | .500 | 2 | 3 | .667 | 0 | 3 | 3 | 4.3 | 2 | 0 | 3 | 3 | 2 | 3 | 25 | 12.9 |
| at NC State | 02-02-13 | * | 37 | 5 | 9 | .556 | 2 | 5 | .400 | 1 | 4 | .250 | 0 | 3 | 3 | 4.3 | 3 | 0 | 5 | 1 | 0 | 5 | 13 | 13.0 |
| BOSTON COLLEGE | 02-05-13 | * | 31 | 4 | 6 | .667 | 2 | 3 | .667 | 0 | 0 | .000 | 0 | 3 | 3 | 4.2 | 0 | 0 | 5 | 0 | 0 | 1 | 10 | 12.8 |
| NORTH CAROLINA | 02-09-13 | * | 35 | 6 | 10 | .600 | 5 | 8 | .625 | 1 | 2 | .500 | 0 | 4 | 4 | 4.2 | 0 | 0 | 9 | 4 | 0 | 0 | 18 | 13.0 |
| at Florida State | 02-13-13 | * | 36 | 9 | 15 | .600 | 2 | 4 | .500 | 2 | 3 | .667 | 1 | 1 | 2 | 4.1 | 0 | 0 | 4 | 5 | 0 | 1 | 22 | 13.4 |
| at Clemson | 02-17-13 | * | 40 | 2 | 8 | .250 | 1 | 5 | .200 | 2 | 2 | 1.000 | 0 | 5 | 5 | 4.1 | 1 | 0 | 3 | 3 | 0 | 2 | 7 | 13.2 |
| VIRGINIA | 02-19-13 | * | 34 | 4 | 7 | .571 | 0 | 1 | .000 | 3 | 4 | .750 | 0 | 3 | 3 | 4.1 | 2 | 0 | 6 | 1 | 0 | 0 | 11 | 13.1 |
| at Wake Forest | 02-23-13 | * | 37 | 5 | 12 | .417 | 1 | 4 | .250 | 2 | 4 | .500 | 2 | 2 | 4 | 4.1 | 3 | 0 | 3 | 2 | 0 | 3 | 13 | 13.1 |



TREY MCKINNEY JONES #4

Senior | Guard | 6-5 | 220

Milwaukee, Wis. | South Milwaukee | UMKC

- Athletic and consistent player who never gets too high or too low and gives tons of effort
- Has developed a high-percentage 3-point shot after transferring from UMKC to Miami
- 185 test: 19 reps | front squat: 330 | 1-step vertical: 37 | Bench max: 300
- Improved bench max 275 to 300 pounds and vertical jump 30.5 to 32.5 inches in 15 months under strength coach Jim Krumpus
- Green Bay Packers fan
- Born August 27, 1990 ... Son of Dwight Jones, and Luann McKinney & Ed Schmitt ... Brother to Laine, Mariel and Dwight
- Graduated in May 2012 with a degree in marketing ... Will earn his masters in liberal studies in June 2013
- From an athletic family - uncle, Mark Jones, played in NBA for Orlando Magic and professionally overseas, and aunt, Esther Jones, was a national champion in track and field at LSU in 1990 in 100- and 200-meters and an Olympic gold medalist in 1992 as a member of 4x100-meter relay.

As a Redshirt Junior (2011-12)

Only came to play in all 33 games
Multiple threats in 14 games
Scored 10 points, grabbed seven rebounds and dished out four assists at Purdue in front of 30+ friends and family who came to watch live in West Lafayette, Ind.

As a Junior (2010-11)

• After transferring to Miami from UMKC, combo guard sat out 2010-11 season.

At UMKC as a Freshman (2008-09) and Sophomore (2009-10)

- Played basketball for two seasons at UMKC, appearing in 30 games and starting 25 as a sophomore in 2009-10
- Fourth all-time among UMKC sophomores in free throws made, seventh in points (327) and 10th in scoring average (10.9)
- First half dunk vs. Centenary was "No. 1 Top Play of Day" on ESPN SportCenter's Top-10 plays on Feb. 25
- First career double-double (11 points and 11 rebounds) versus Centenary (2/19)
- Named to Summit League Winter/Spring Academic All-League Team

High School

First team All-Southeast Conference and honorable mention all-suburban team honoree ... Averaged 15.0 points, 6.0 assists and 5.7 rebounds per game as a senior ... Helped Rockets to first North Division Championship in 22 years ... Scored 545 points and shot 84.8 percent from line over prep career ... 2007 adidas Double Pump Camp All-Star ... Played for Southeast Wisconsin All-Stars ... Wendy's High School Heisman Trophy winner for Wisconsin ... Won back-to-back Wisconsin state triple jump titles in 2007 and '08 ... State runner-up in long jump in 2008, after finishing sixth at state meet as a junior ... Offered track scholarships by Marquette and Minnesota ... Achieved high honors in classroom for having better than a 3.5 grade point average ... Named to honor roll from sophomore through senior years.

| Opposition | 2011-12 | | |
|-------------------|---------|---|---|
| | P | R | A |
| TENNESSEE TECH | 12 | 4 | 0 |
| RUTGERS | 0 | 2 | 0 |
| UNF | 7 | 3 | 2 |
| FLA. GULF COAST | 9 | 5 | 2 |
| at Ole Miss | 12 | 9 | 3 |
| at Purdue | 10 | 7 | 4 |
| UMASS | 10 | 8 | 3 |
| Memphis | 10 | 5 | 1 |
| at West Virginia | 2 | 1 | 0 |
| vs. FAU | 10 | 3 | 4 |
| at Charlotte | 7 | 6 | 2 |
| APPALACHIAN ST. | 11 | 3 | 3 |
| UNCG | 11 | 2 | 2 |
| at Virginia | 0 | 3 | 0 |
| at North Carolina | 0 | 2 | 2 |
| CLEMSON | 12 | 6 | 3 |
| NC STATE | 0 | 5 | 0 |
| at Georgia Tech | 0 | 1 | 1 |
| at Boston College | 9 | 3 | 1 |
| MARYLAND | 13 | 5 | 2 |
| at Duke | 2 | 1 | 1 |
| VIRGINIA TECH | 7 | 3 | 0 |
| at Florida State | 3 | 3 | 1 |
| NORTH CAROLINA | 11 | 3 | 2 |
| WAKE FOREST | 3 | 3 | 1 |
| at Maryland | 13 | 2 | 0 |
| FLORIDA STATE | 11 | 6 | 0 |
| at NC State | 0 | 0 | 0 |
| BOSTON COLLEGE | 9 | 2 | 0 |
| at Georgia Tech | 3 | 2 | 0 |
| vs. Florida State | 8 | 2 | 1 |
| VALPARAISO | 10 | 3 | 3 |
| MINNESOTA | 5 | 2 | 3 |

McKinney Jones UM Career Highs

Points

Season: 18, vs. Michigan St. 11/28/12
Career: 18, vs. Michigan St. 11/28/12
ACC: 15 vs. Florida State, 1/27/13

Rebounds

Season: 11, vs. Indiana State 12/25/12
Career: 11, vs. Indiana State 12/25/12
ACC: 8, vs. Maryland, 1/13/13

Assists

Season: 7, vs. Maryland, 1/13/13
Career: 7, vs. Maryland, 1/13/13
ACC: 7, vs. Maryland, 1/13/13

Steals

Season: 3, vs. Jacksonville 11/16/12
Career: 3 (4x) last vs. Jacksonville 11/16/12
ACC: 3 (2x) last vs. North Carolina 2/15/12

Blocked Shots

Season: 1, vs. La Salle 1/2/13
Career: 1, (3x), last vs. La Salle 1/2/13
ACC: 1, at Georgia Tech, 1/24/12

Field Goals

Season: 6, vs. Florida State, 1/27/13
Career: 6, vs. Florida State, 1/27/13
ACC: 6, vs. Florida State, 1/27/13

Field Goal Attempts

Season: 14, vs. Florida State, 1/27/13
Career: 14, vs. Florida State, 1/27/13
ACC: 14, vs. Florida State, 1/27/13

Free Throws

Season: 7, at Hawai'i 12/22/12
Career: 7, at Hawai'i 12/22/12
ACC: 4, vs. Maryland, 1/13/13

Free Throw Attempts

Season: 7, at Hawai'i 12/22/12
Career: 7, at Hawai'i 12/22/12
ACC: 6, at Boston College, 1/16/13

3-Point Field Goals

Season: 5 vs. Michigan St. 11/28/12
Career: 5 vs. Michigan St. 11/28/12
ACC: 3 (4x) last vs. Florida State, 1/27/13

3-Point Field Goal Attempts

Season: 8, vs. Florida State, 1/27/13
Career: 8, vs. Florida State, 1/27/13
ACC: 8, vs. Florida State, 1/27/13

Foul Disqualifications

Season: --
Career: 1, at Ole Miss 11/25/11

Minutes

Season: 44, vs. Indiana State 12/25/12
Career: 44, vs. Indiana State 12/25/12
ACC: 38, vs. Maryland, 2/1/12

STATISTICS AT UMKC

| Season | GP | GS | Min. | Avg. | FG | Total FGA | Pct. | 3-Point | | | Free Throws | | | Rebounds | | | | Scoring | | | | | | | |
|---------|----|----|------|------|-----|-----------|------|---------|-----|------|-------------|-----|------|----------|------|------|------|---------|----|------|----|-----|-----|------|------|
| | | | | | | | | FG | FGA | Pct. | FT | FTA | Pct. | Off. | Def. | Tot. | Avg. | PF | FO | Ast. | TO | Blk | Stl | Pts. | Avg. |
| 2008-09 | 31 | 13 | 581 | 18.7 | 40 | 98 | .408 | 7 | 33 | .212 | 24 | 42 | .571 | 15 | 79 | 94 | 3.0 | 69 | 2 | 39 | 26 | 1 | 14 | 111 | 3.6 |
| 2009-10 | 30 | 25 | 855 | 28.5 | 110 | 231 | .476 | 18 | 52 | .346 | 89 | 120 | .742 | 22 | 92 | 114 | 3.8 | 94 | 3 | 60 | 69 | 3 | 19 | 327 | 10.9 |
| TOTAL | 61 | 38 | 1436 | 23.5 | 150 | 329 | .456 | 25 | 85 | .294 | 113 | 162 | .698 | 37 | 171 | 208 | 3.4 | 163 | 5 | 99 | 95 | 4 | 33 | 438 | 7.2 |

STATISTICS AT MIAMI

| Season | GP | GS | Min. | Avg. | FG | Total FGA | Pct. | 3-Point | | | Free Throws | | | Rebounds | | | | Scoring | | | | | | | |
|---------|----|----|------|------|-----|-----------|------|---------|-----|------|-------------|-----|------|----------|------|------|------|---------|----|------|----|-----|-----|------|------|
| | | | | | | | | FG | FGA | Pct. | FT | FTA | Pct. | Off. | Def. | Tot. | Avg. | PF | FO | Ast. | TO | Blk | Stl | Pts. | Avg. |
| 2011-12 | 33 | 12 | 796 | 24.1 | 86 | 184 | .467 | 40 | 107 | .374 | 18 | 25 | .720 | 20 | 95 | 115 | 3.5 | 70 | 1 | 47 | 42 | 2 | 22 | 230 | 7.0 |
| 2012-13 | 26 | 24 | 786 | 30.2 | 74 | 185 | .400 | 38 | 102 | .373 | 47 | 55 | .855 | 10 | 78 | 88 | 3.4 | 42 | 0 | 46 | 29 | 1 | 20 | 233 | 9.0 |
| TOTAL | 59 | 36 | 1582 | 26.8 | 160 | 369 | .434 | 78 | 209 | .373 | 65 | 80 | .813 | 30 | 173 | 203 | 3.4 | 112 | 1 | 93 | 71 | 3 | 42 | 463 | 7.8 |

MCKINNEY JONES 2012-13

| Opponent | Date | GS | Min | TOTAL | | | 3-PTS | | | FREE THROWS | | | REBOUNDS | | | | PF | FO | A | TO | Blk | Stl | Pts | Avg |
|-------------------|----------|----|-----|-------|-----|------|-------|-----|------|-------------|-----|-------|----------|-----|-----|-----|----|----|---|----|-----|-----|-----|------|
| | | | | FG | FGA | Pct | 3FG | FGA | Pct | FT | FTA | Pct | Off | Def | Tot | Avg | | | | | | | | |
| STETSON | 11-09-12 | * | 36 | 5 | 10 | .500 | 1 | 3 | .333 | 3 | 3 | 1.000 | 1 | 3 | 4 | 4.0 | 2 | 0 | 2 | 1 | 0 | 0 | 14 | 14.0 |
| at FGCU | 11-13-12 | * | 37 | 3 | 10 | .300 | 1 | 6 | .167 | 1 | 1 | 1.000 | 1 | 1 | 2 | 3.0 | 4 | 0 | 1 | 2 | 0 | 2 | 8 | 11.0 |
| JACKSONVILLE | 11-16-12 | * | 38 | 2 | 6 | .333 | 1 | 3 | .333 | 6 | 6 | 1.000 | 0 | 6 | 6 | 4.0 | 2 | 0 | 3 | 0 | 0 | 3 | 11 | 11.0 |
| DETROIT | 11-24-12 | * | 26 | 4 | 6 | .667 | 3 | 5 | .600 | 2 | 2 | 1.000 | 0 | 4 | 4 | 4.0 | 3 | 0 | 2 | 1 | 0 | 1 | 13 | 11.5 |
| MICHIGAN STATE | 11-28-12 | * | 34 | 5 | 8 | .625 | 5 | 7 | .714 | 3 | 4 | .750 | 1 | 0 | 1 | 3.4 | 1 | 0 | 0 | 0 | 0 | 0 | 18 | 12.8 |
| at Massachusetts | 12-01-12 | * | 35 | 3 | 5 | .600 | 1 | 2 | .500 | 1 | 2 | .500 | 1 | 2 | 3 | 3.3 | 4 | 0 | 2 | 2 | 0 | 1 | 8 | 12.0 |
| CHARLOTTE | 12-14-12 | * | 26 | 3 | 9 | .333 | 0 | 3 | .000 | 4 | 4 | 1.000 | 0 | 2 | 2 | 3.1 | 1 | 0 | 1 | 1 | 0 | 0 | 10 | 11.7 |
| at UCF | 12-18-12 | * | 31 | 2 | 7 | .286 | 2 | 4 | .500 | 0 | 0 | .000 | 0 | 4 | 4 | 3.3 | 2 | 0 | 1 | 1 | 0 | 0 | 6 | 11.0 |
| at Hawai'i | 12-22-12 | | 24 | 2 | 4 | .500 | 0 | 1 | .000 | 7 | 7 | 1.000 | 0 | 4 | 4 | 3.3 | 2 | 0 | 2 | 1 | 0 | 1 | 11 | 11.0 |
| vs Arizona | 12-23-12 | | 19 | 0 | 3 | .000 | 0 | 1 | .000 | 0 | 1 | .000 | 1 | 1 | 2 | 3.2 | 1 | 0 | 1 | 0 | 0 | 1 | 0 | 9.9 |
| vs Indiana State | 12-25-12 | * | 44 | 2 | 6 | .333 | 0 | 3 | .000 | 2 | 2 | 1.000 | 1 | 10 | 11 | 3.9 | 2 | 0 | 2 | 4 | 0 | 1 | 6 | 9.5 |
| LA SALLE | 01-02-13 | * | 35 | 5 | 9 | .556 | 4 | 5 | .800 | 0 | 0 | .000 | 1 | 3 | 4 | 3.9 | 1 | 0 | 0 | 0 | 1 | 1 | 14 | 9.9 |
| at Georgia Tech | 01-05-13 | * | 30 | 3 | 10 | .300 | 1 | 4 | .250 | 2 | 3 | .667 | 1 | 4 | 5 | 4.0 | 0 | 0 | 2 | 2 | 0 | 0 | 9 | 9.8 |
| at North Carolina | 01-10-13 | * | 26 | 1 | 5 | .200 | 1 | 4 | .250 | 2 | 2 | 1.000 | 0 | 1 | 1 | 3.8 | 1 | 0 | 1 | 5 | 0 | 1 | 5 | 9.5 |
| MARYLAND | 01-13-13 | * | 33 | 3 | 11 | .273 | 2 | 5 | .400 | 4 | 4 | 1.000 | 0 | 8 | 8 | 4.1 | 2 | 0 | 7 | 0 | 0 | 1 | 12 | 9.7 |
| at Boston College | 01-16-13 | * | 26 | 3 | 6 | .500 | 2 | 3 | .667 | 3 | 6 | .500 | 0 | 3 | 3 | 4.0 | 2 | 0 | 1 | 0 | 0 | 0 | 11 | 9.8 |
| DUKE | 01-23-13 | * | 27 | 3 | 6 | .500 | 2 | 4 | .500 | 2 | 2 | 1.000 | 1 | 3 | 4 | 4.0 | 4 | 0 | 3 | 1 | 0 | 1 | 10 | 9.8 |
| FLORIDA STATE | 01-27-13 | * | 36 | 6 | 14 | .429 | 3 | 8 | .375 | 0 | 0 | .000 | 0 | 2 | 2 | 3.9 | 1 | 0 | 2 | 0 | 0 | 0 | 15 | 10.1 |
| at Virginia Tech | 01-30-13 | * | 33 | 4 | 9 | .444 | 2 | 5 | .400 | 2 | 2 | 1.000 | 0 | 3 | 3 | 3.8 | 1 | 0 | 4 | 0 | 0 | 1 | 12 | 10.2 |
| at NC State | 02-02-13 | * | 23 | 2 | 11 | .182 | 0 | 7 | .000 | 0 | 0 | .000 | 0 | 1 | 1 | 3.7 | 0 | 0 | 0 | 1 | 0 | 0 | 4 | 9.9 |
| BOSTON COLLEGE | 02-05-13 | * | 29 | 1 | 7 | .143 | 1 | 5 | .200 | 2 | 2 | 1.000 | 0 | 0 | 0 | 3.5 | 0 | 0 | 2 | 1 | 0 | 2 | 5 | 9.6 |
| NORTH CAROLINA | 02-09-13 | * | 26 | 2 | 4 | .500 | 2 | 3 | .667 | 0 | 0 | .000 | 0 | 2 | 2 | 3.5 | 1 | 0 | 1 | 0 | 0 | 0 | 6 | 9.5 |
| at Florida State | 02-13-13 | * | 33 | 3 | 4 | .750 | 0 | 1 | .000 | 0 | 0 | .000 | 0 | 3 | 3 | 3.4 | 3 | 0 | 1 | 0 | 0 | 2 | 6 | 9.3 |
| at Clemson | 02-17-13 | * | 27 | 2 | 5 | .400 | 1 | 3 | .333 | 1 | 2 | .500 | 1 | 2 | 3 | 3.4 | 1 | 0 | 1 | 3 | 0 | 0 | 6 | 9.2 |
| VIRGINIA | 02-19-13 | * | 25 | 1 | 3 | .333 | 0 | 2 | .000 | 0 | 0 | .000 | 0 | 4 | 4 | 3.4 | 0 | 0 | 2 | 1 | 0 | 1 | 2 | 8.9 |
| at Wake Forest | 02-23-13 | * | 27 | 4 | 7 | .571 | 3 | 5 | .600 | 0 | 0 | .000 | 0 | 2 | 2 | 3.4 | 1 | 0 | 2 | 2 | 0 | 0 | 11 | 9.0 |



DURAND SCOTT

Senior | Guard | 6-5 | 203

#1

The Bronx, N.Y. | Rice

ACC Player of the Week - Dec. 17, 2012 & Jan. 28, 2013

2011-12 All-ACC Honorable Mention

2010 ACC All-Rookie Team, 2010 ACC All-Tournament First Team

Sporting News ACC All-Rookie Team

2010 Four-time ACC Rookie of the Week

- Heart and soul of the Miami Hurricanes with a junkyard dog game
- Very good defender who matches up against opponents' best player
- Uplifting personality makes him popular on campus and with campers
- Slasher to the rim and for short floaters
- Graduates in May 2013 with a degree in liberal arts
- 185 test: 19 reps | front squat: 245 | 1-step vertical: 28 | Bench max: 285
- Improved 185 test 12 to 19 reps and max bench 235 to 285 pounds in 15 months under strength coach Jim Krumpus
- Born Feb. 22, 1990 ... Brother to Alva, Ruschell, Shammet and Lacey
- Of Jamaican descent
- Nickname is "Durand Durand"

As A Senior (2012-13)

- One of five ACC guards to attend Chris Paul's CP3 Elite Guard Camp in Winston-Salem, N.C. in June.

As A Junior (2011-12)

- Ranked fifth in scoring and sixth in assists on list of ACC active career statistical leaders
- Declared ineligible by Miami prior to game against FSU on March 9, served a six-game withholding penalty
- Book Buster (3.0 GPA).

As A Sophomore (2010-11)

- Registered 100 assists for second-straight season, becoming first Cane to do so since John Salmons in 2001-02
- First Hurricane to post back-to-back games with 20-or-more points since 2008-09

As A Freshman (2009-10)

- First Miami rookie since 2003-04 to score 20 points in multiple games
- Season-high 29 points at North Carolina marked most points by a Miami freshman in over nine years
- Named "Outstanding Defender" at team's 2010 postseason banquet
- Just second freshman and fifth player in UM history to amass 100 points, 100 boards and 100 assists in a single season.

High School

Ranked fifth in nation among shooting guards by *Scout*, eighth by *Rivals* and 11th by ESPN ... Five-star recruit, also ranked among top 25 overall players by *Scout* ... Selected to play in 2009 Jordan Brand Classic ... As a senior, led Rice High School to State Federation Class 2-A championship, earning tournament MVP honors after scoring 23 points in title game -- including a three-pointer with 14.5 seconds left in regulation to send game into overtime ... As a junior, averaged 12.7 points, 5.4 rebounds, 2.9 assists and 1.6 steals per game en route to a 19-5 record and playoff run ... Shot 89.7 percent from long range (26-29), 63.6 from field and 75.6 from charity stripe ... Over high school career, won two state championships and four city championships ... Coached by Maurice Hicks ... Played AAU basketball for New York Gauchos who finished 2008 season as No. 1 ranked AAU program in New York metropolitan area ... Recruited by many of nation's top basketball programs, including UConn, Pittsburgh, St. John's, Memphis, UCLA, Tennessee and West Virginia.

| 2009-10 | | | |
|-------------------|----|----|----|
| Opposition | P | R | A |
| NC Central | 4 | 4 | 10 |
| Nova Southeastern | 14 | 5 | 8 |
| Tulane | 10 | 5 | 5 |
| UNC Wilmington | 2 | 3 | 2 |
| South Carolina | 8 | 10 | 3 |
| FGCU | 8 | 4 | 4 |
| USC Upstate | 3 | 6 | 1 |
| Minnesota | 20 | 5 | 3 |
| at Boston College | 4 | 4 | 2 |
| SC State | 5 | 1 | 6 |
| at Stetson | 4 | 4 | 4 |
| FAU | 13 | 1 | 4 |
| NC A&T | 13 | 5 | 4 |
| Bethune-Cookman | 8 | 2 | 8 |
| at Pepperdine | 4 | 4 | 4 |
| Wake Forest | 10 | 2 | 3 |
| at Virginia Tech | 8 | 3 | 2 |
| at Virginia | 7 | 1 | 0 |
| Boston College | 9 | 6 | 3 |
| at Maryland | 13 | 4 | 2 |
| Virginia Tech | 12 | 4 | 4 |
| at Wake Forest | 9 | 6 | 2 |
| at Florida State | 9 | 0 | 2 |
| Georgia Tech | 2 | 3 | 2 |
| at Clemson | 10 | 3 | 3 |
| Duke | 19 | 4 | 4 |
| Virginia | 11 | 4 | 2 |
| NC State | 13 | 3 | 5 |
| at North Carolina | 29 | 5 | 1 |
| Florida St. | 14 | 5 | 1 |
| Wake Forest | 6 | 5 | 4 |
| Virginia Tech | 17 | 6 | 2 |
| Duke | 21 | 4 | 3 |

| 2010-11 | | | |
|------------------|----|---|---|
| Opposition | P | R | A |
| Jacksonville | 20 | 4 | 6 |
| at Memphis | 20 | 4 | 1 |
| Tulane | 10 | 5 | 5 |
| N.C. Central | 3 | 3 | 4 |
| at Rutgers | 5 | 5 | 2 |
| McNeese St. | 12 | 1 | 5 |
| at FGCU | 15 | 6 | 8 |
| Ole Miss | 27 | 6 | 6 |
| West Virginia | 11 | 4 | 2 |
| Stetson | 9 | 4 | 2 |
| UCF | 16 | 4 | 5 |
| Oral Roberts | 14 | 3 | 3 |
| Rice | 10 | 1 | 2 |
| Akron | 12 | 9 | 3 |
| Pepperdine | 15 | 5 | 2 |
| at Duke | 10 | 5 | 2 |
| at Clemson | 24 | 3 | 0 |
| BC | 19 | 7 | 3 |
| Florida St. | 8 | 5 | 1 |
| at NC State | 10 | 3 | 2 |
| UNC | 18 | 3 | 4 |
| at Virginia Tech | 21 | 4 | 5 |
| Georgia Tech | 5 | 5 | 4 |
| Virginia | 7 | 6 | 1 |
| at Wake Forest | 17 | 3 | 2 |
| Duke | 10 | 3 | 8 |
| at UNC | 12 | 2 | 2 |
| Clemson | 16 | 3 | 2 |
| at BC | 10 | 4 | 4 |
| at Florida St. | 6 | 3 | 2 |
| Maryland | 15 | 1 | 6 |
| at Georgia Tech | 13 | 2 | 1 |
| Virginia | 10 | 6 | 1 |
| UNC | 12 | 5 | 1 |
| FAU | 19 | 2 | 4 |
| Missouri St. | 20 | 5 | 4 |
| at Alabama | 19 | 3 | 2 |

| 2011-12 | | | |
|-------------------|----|----|---|
| Opposition | P | R | A |
| TENNESSEE TECH | 15 | 6 | 5 |
| RUTGERS | 19 | 5 | 4 |
| UNF | 11 | 3 | 1 |
| FLA. GULF COAST | 5 | 5 | 4 |
| at Ole Miss | 13 | 6 | 4 |
| at Purdue | 12 | 2 | 2 |
| UMASS | 16 | 6 | 6 |
| Memphis | 10 | 6 | 5 |
| at West Virginia | 6 | 6 | 2 |
| vs. FAU | 18 | 1 | 2 |
| at Charlotte | 14 | 4 | 4 |
| APPALACHIAN ST. | 17 | 2 | 4 |
| UNCG | 17 | 7 | 3 |
| at Virginia | 12 | 3 | 3 |
| at North Carolina | 12 | 5 | 3 |
| CLEMSON | 10 | 6 | 4 |
| NC STATE | 8 | 6 | 3 |
| at Georgia Tech | 6 | 6 | 2 |
| at Boston College | 19 | 6 | 4 |
| MARYLAND | 24 | 8 | 7 |
| at Duke | 11 | 6 | 2 |
| VIRGINIA TECH | 2 | 6 | 1 |
| at Florida State | 12 | 5 | 3 |
| NORTH CAROLINA | 15 | 3 | 2 |
| WAKE FOREST | 18 | 7 | 4 |
| at Maryland | 14 | 5 | 1 |
| FLORIDA STATE | 17 | 7 | 2 |
| at NC State | 10 | 11 | 3 |
| BOSTON COLLEGE | 14 | 6 | 2 |
| at Georgia Tech | 11 | 7 | 1 |

Scott Season / Career Highs

Points

Season: 25, vs. Duke 1/23/13
 Career: 29, at North Carolina 3/2/10
 ACC: 29, at North Carolina 3/2/10

Rebounds

Season: 12, vs. Charlotte, 12/14/12
 Career: 12 (2x) last vs. Charlotte, 12/14/12
 ACC: 11 (2x) last at Clemson, 2/17/13

Assists

Season: 5 (3x) last vs. North Carolina 2/9/13
 Career: 10, at NC Central 11/14/09
 ACC: 8, vs. Duke, 2/13/11

Steals

Season: 4, vs. Charlotte, 12/14/12
 Career: 4 (2x) last vs. Charlotte, 12/14/12
 ACC: 3 (10x) last vs. vs. Virginia 2/19/13

Blocked Shots

Season: 1, vs. Charlotte, 12/14/12
 Career: 2, at Pepperdine 1/3/10
 ACC: 1 (6x) last vs. Maryland, 2/1/12

Field Goals

Season: 9, vs. Duke 1/23/13
 Career: 11 (2x), last vs. Maryland 2/1/12
 ACC: 11 (2x) last vs. Maryland, 2/1/12

Field Goal Attempts

Season: 15, at Hawai'i 12/22/12
 Career: 17, vs. Minnesota 12/2/09
 ACC: 15 (3x) last at Boston College, 1/29/12

Free Throws

Season: 8, vs. La Salle 1/2/13
 Career: 16, vs. UMass 12/03/11
 ACC: 12, at Clemson, 1/8/11

Free Throw Attempts

Season: 9 (3x) last at NC State, 2/2/13
 Career: 18, vs. UMass 12/03/11
 ACC: 13, at Clemson, 1/8/11

3-Point Field Goals

Season: 4, at Hawai'i 12/22/12
 Career: 4 (2x) last at Hawai'i 12/22/12
 ACC: 4, vs. North Carolina, 1/26/11

3-Point Field Goal Attempts

Season: 8, at Hawai'i 12/22/12
 Career: 8, at Hawai'i 12/22/12
 ACC: 6 at North Carolina, 1/10/13

Foul Disqualifications

Season: 2, last vs. Duke 1/23/13
 Career: 12x - 4-11/12; 4-10/11; 2-09/10

Minutes

Season: 41, vs. Indiana State 12/25/12
 Career: 45, vs. FAU 12/17/11
 ACC: 40 vs. Maryland, 2/1/12

| Season | GP | GS | Min. | Avg. | Total | | | 3-Point | | | Free Throws | | | Rebounds | | | Scoring | | | | | | | | |
|---------|-----|-----|------|------|-------|------|------|---------|-----|------|-------------|-----|------|----------|------|------|---------|-----|----|------|-----|-----|-----|------|------|
| | | | | | FG | FGA | Pct. | FG | FGA | Pct. | FT | FTA | Pct. | Off. | Def. | Tot. | Avg. | PF | FO | Ast. | TO | Blk | Stl | Pts. | Avg. |
| 2009-10 | 33 | 28 | 917 | 27.8 | 126 | 277 | .455 | 16 | 58 | .276 | 71 | 106 | .670 | 29 | 102 | 131 | 4.0 | 69 | 2 | 113 | 73 | 6 | 41 | 339 | 10.3 |
| 2010-11 | 36 | 35 | 1182 | 32.8 | 162 | 364 | .445 | 27 | 69 | .391 | 139 | 166 | .837 | 42 | 110 | 152 | 4.2 | 93 | 4 | 112 | 100 | 4 | 43 | 490 | 13.6 |
| 2011-12 | 30 | 30 | 997 | 33.2 | 136 | 300 | .453 | 19 | 61 | .311 | 97 | 122 | .795 | 51 | 111 | 162 | 5.4 | 67 | 4 | 93 | 54 | 5 | 31 | 388 | 12.9 |
| 2012-13 | 23 | 23 | 797 | 34.7 | 111 | 239 | .464 | 23 | 70 | .329 | 60 | 83 | .723 | 19 | 80 | 99 | 4.3 | 50 | 2 | 64 | 47 | 1 | 41 | 305 | 13.3 |
| TOTAL | 122 | 116 | 3893 | 31.9 | 535 | 1180 | .453 | 85 | 258 | .329 | 367 | 477 | .769 | 141 | 403 | 544 | 4.5 | 279 | 12 | 382 | 274 | 16 | 156 | 1522 | 12.5 |

| SCOTT 2012-13 | | TOTAL | | | 3-PTS | | | FREE THROWS | | | REBOUNDS | | | | SCORING | | | | | | | | | |
|-------------------|----------|-------|-----|----|-------|------|-----|-------------|-------|----|----------|-------|-----|-----|---------|-----|----|----|---|----|-----|-----|-----|------|
| Opponent | Date | GS | Min | FG | FGA | Pct | 3FG | FGA | Pct | FT | FTA | Pct | Off | Def | Tot | Avg | PF | FO | A | TO | Blk | Stl | Pts | Avg |
| DETROIT | 11-24-12 | * | 38 | 6 | 9 | .667 | 0 | 1 | .000 | 3 | 4 | .750 | 2 | 3 | 5 | 5.0 | 1 | 0 | 3 | 2 | 0 | 2 | 15 | 15.0 |
| MICHIGAN STATE | 11-28-12 | * | 35 | 6 | 10 | .600 | 0 | 0 | .000 | 3 | 4 | .750 | 3 | 3 | 6 | 5.5 | 0 | 0 | 2 | 2 | 0 | 0 | 15 | 15.0 |
| at Massachusetts | 12-01-12 | * | 37 | 6 | 13 | .462 | 0 | 2 | .000 | 3 | 4 | .750 | 0 | 7 | 6 | 6.0 | 1 | 0 | 4 | 1 | 0 | 1 | 15 | 15.0 |
| CHARLOTTE | 12-14-12 | * | 33 | 5 | 8 | .625 | 2 | 3 | .667 | 4 | 6 | .667 | 2 | 10 | 12 | 7.5 | 2 | 0 | 4 | 2 | 1 | 4 | 16 | 15.3 |
| at UCF | 12-18-12 | * | 30 | 7 | 11 | .636 | 2 | 3 | .667 | 1 | 3 | .333 | 0 | 4 | 4 | 6.8 | 3 | 0 | 4 | 0 | 0 | 1 | 17 | 15.6 |
| at Hawai'i | 12-22-12 | * | 35 | 8 | 15 | .533 | 4 | 8 | .500 | 0 | 0 | .000 | 0 | 1 | 1 | 5.8 | 0 | 0 | 5 | 1 | 0 | 3 | 20 | 16.3 |
| vs Arizona | 12-23-12 | * | 36 | 4 | 11 | .364 | 2 | 5 | .400 | 5 | 9 | .556 | 2 | 2 | 4 | 5.6 | 2 | 0 | 1 | 5 | 0 | 3 | 15 | 16.1 |
| vs Indiana State | 12-25-12 | * | 41 | 4 | 13 | .308 | 0 | 3 | .000 | 4 | 5 | .800 | 0 | 6 | 6 | 5.6 | 3 | 0 | 1 | 0 | 0 | 2 | 12 | 15.6 |
| LA SALLE | 01-02-13 | * | 39 | 5 | 10 | .500 | 0 | 2 | .000 | 8 | 9 | .889 | 0 | 4 | 4 | 5.4 | 1 | 0 | 0 | 5 | 0 | 0 | 18 | 15.9 |
| at Georgia Tech | 01-05-13 | * | 33 | 2 | 7 | .286 | 0 | 2 | .000 | 0 | 0 | .000 | 0 | 0 | 0 | 4.9 | 3 | 0 | 4 | 4 | 0 | 2 | 4 | 14.7 |
| at North Carolina | 01-10-13 | * | 38 | 4 | 12 | .333 | 2 | 6 | .333 | 1 | 2 | .500 | 1 | 5 | 6 | 5.0 | 2 | 0 | 5 | 1 | 0 | 3 | 11 | 14.4 |
| MARYLAND | 01-13-13 | * | 31 | 3 | 8 | .375 | 0 | 3 | .000 | 0 | 1 | .000 | 0 | 1 | 1 | 4.7 | 3 | 0 | 2 | 3 | 0 | 2 | 6 | 13.7 |
| at Boston College | 01-16-13 | * | 29 | 5 | 12 | .417 | 1 | 4 | .250 | 4 | 4 | 1.000 | 1 | 2 | 3 | 4.5 | 5 | 1 | 1 | 0 | 0 | 2 | 15 | 13.8 |
| DUKE | 01-23-13 | * | 36 | 9 | 14 | .643 | 3 | 4 | .750 | 4 | 5 | .800 | 1 | 5 | 6 | 4.6 | 5 | 1 | 4 | 3 | 0 | 2 | 25 | 14.6 |
| FLORIDA STATE | 01-27-13 | * | 26 | 4 | 7 | .571 | 1 | 2 | .500 | 2 | 2 | 1.000 | 0 | 2 | 2 | 4.5 | 4 | 0 | 4 | 1 | 0 | 0 | 11 | 14.3 |
| at Virginia Tech | 01-30-13 | * | 37 | 2 | 10 | .200 | 0 | 4 | .000 | 1 | 2 | .500 | 1 | 0 | 1 | 4.3 | 3 | 0 | 3 | 2 | 0 | 1 | 5 | 13.8 |
| at NC State | 02-02-13 | * | 39 | 6 | 10 | .600 | 0 | 3 | .000 | 6 | 9 | .667 | 0 | 2 | 2 | 4.1 | 3 | 0 | 2 | 2 | 0 | 2 | 18 | 14.0 |
| BOSTON COLLEGE | 02-05-13 | * | 35 | 5 | 11 | .455 | 1 | 3 | .333 | 0 | 0 | .000 | 1 | 6 | 7 | 4.3 | 0 | 0 | 3 | 0 | 0 | 1 | 11 | 13.8 |
| NORTH CAROLINA | 02-09-13 | * | 32 | 6 | 12 | .500 | 3 | 3 | 1.000 | 2 | 2 | 1.000 | 2 | 4 | 6 | 4.4 | 1 | 0 | 5 | 2 | 0 | 3 | 17 | 14.0 |
| at Florida State | 02-13-13 | * | 34 | 6 | 10 | .600 | 0 | 1 | .000 | 1 | 2 | .500 | 0 | 2 | 2 | 4.3 | 1 | 0 | 3 | 4 | 0 | 2 | 13 | 14.0 |
| at Clemson | 02-17-13 | * | 27 | | | | | | | | | | | | | | | | | | | | | |



ERIK SWOOPE

Junior | Forward | 6-6 | 233

#21

Lake Elsinore, Calif. | Harvard-Westlake

- Extremely athletic, incredible physique, bouncy
- Attacks basket with reckless abandon, and has ability to finish plays in traffic
- Plays both the three and four positions
- Studies Dennis Rodman videos to perfect his role as a rebounder and defender
- 185 test: 21 reps | front squat: 335 | 1-step vertical: 33.5 | Bench max: 340
- Improved bench max 275 to 340 pounds, standing vertical jump 27.5 to 32 inches and 185 test 15 to 21 reps in 15 months under strength coach Jim Krumpot
- Last name is pronounced Swoope
- Born May 8, 1992 ... Son of Denise and Gerald Swoope ... Brother to Devin Swoope
- Majoring in economics
- Has been practicing yoga for four years

As a Sophomore (2011-12)

- Started eight of first 10 games, averaging 4.9 points, 3.4 rebounds in 22.9 minutes per game while shooting 57.9 percent from field
- Played more than 10 minutes in first 10 games, then didn't see more than eight minutes in final 13 outings

As a Freshman (2010-11)

- 2011 ACC All-Academic Basketball Team

High School

Named Mission League Most Valuable Player ... *L.A. Daily News* referred to him as "most dominant boys' basketball player" in San Fernando Valley ... Rated as No. 41 power forward by ESPN ... As a senior, averaged 21.8 points, 8.9 rebounds, 1.6 assists and 1.5 blocks per game, converting 74 percent from field and 71 percent from foul line ... Registered 16 games of 20-or-more points, including eight games with 30-plus points ... Picked up 12 double-doubles as a senior, including a 30-point, 21-rebound effort against South Hills ... Turned in a season-best 40 points on 14-of-17 shooting from field - adding a 12-of-13 touch at charity stripe - in a win over Notre Dame Prep ... Collected three-straight games of 30 points against Palos Verdes, South Hills and Calabasas ... As a sophomore, helped team to runner-up title of Mission League ... Selected as an *ESPN Rise* California State Stat Star of Week (Feb. 11, 2010) ... Coached by Greg Hilliard ... Played AAU basketball for Pump N' Run Elite ... Attended same high school that produced NBA players Jason Collins (Atlanta Hawks) and Jarron Collins (Phoenix Suns).

| 2009-10 | | | | 2011-12 | | | |
|------------------|----|---|---|-------------------|----|---|---|
| Opposition | P | R | A | Opposition | P | R | A |
| Jacksonville | 0 | 0 | 0 | TENNESSEE TECH | 11 | 6 | 1 |
| at Memphis | 1 | 0 | 0 | RUTGERS | 6 | 8 | 1 |
| N.C. Central | 4 | 6 | 1 | UNF | 8 | 3 | 1 |
| at Rutgers | 0 | 0 | 0 | FLA. GULF COAST | 4 | 3 | 0 |
| McNeese St. | 0 | 0 | 0 | at Ole Miss | 6 | 3 | 0 |
| at FGCU | 0 | 1 | 0 | at Purdue | 4 | 1 | 1 |
| UCF | 0 | 0 | 0 | UMASS | 6 | 2 | 1 |
| Oral Roberts | 0 | 0 | 0 | Memphis | 2 | 4 | 0 |
| Rice | 4 | 1 | 1 | at West Virginia | 0 | 3 | 2 |
| Akron | 3 | 3 | 0 | vs. FAU | 2 | 1 | 0 |
| Pepperdine | 13 | 4 | 1 | at Charlotte | 0 | 1 | 0 |
| at Duke | 6 | 2 | 0 | APPALACHIAN ST. | 2 | 0 | 0 |
| at Clemson | 0 | 2 | 1 | UNCG | 0 | 0 | 0 |
| BC | 4 | 1 | 0 | at North Carolina | 0 | 0 | 0 |
| Florida St. | 5 | 2 | 1 | NC STATE | 1 | 0 | 0 |
| at NC State | 0 | 0 | 0 | at Boston College | 0 | 0 | 0 |
| UNC | 0 | 0 | 0 | MARYLAND | 0 | 2 | 0 |
| at Virginia Tech | 0 | 0 | 0 | VIRGINIA TECH | 0 | 0 | 0 |
| Georgia Tech | 0 | 1 | 0 | WAKE FOREST | 0 | 0 | 0 |
| Virginia | 0 | 1 | 0 | BOSTON COLLEGE | 0 | 2 | 0 |
| at Wake Forest | 0 | 1 | 0 | at Georgia Tech | 0 | 0 | 0 |
| Duke | 0 | 0 | 0 | vs. Florida State | 0 | 0 | 0 |
| at UNCG | 0 | 1 | 0 | MINNESOTA | 2 | 1 | 0 |
| at Florida St. | 0 | 1 | 0 | | | | |
| at Georgia Tech | 0 | 2 | 0 | | | | |
| Virginia | 0 | 0 | 0 | | | | |
| FAU | 0 | 0 | 0 | | | | |
| Missouri St. | 0 | 0 | 0 | | | | |
| at Alabama | 0 | 0 | 0 | | | | |

Swoope Season / Career Highs


- Points**
 Season: 7, vs. Jacksonville 11/16/12
 Career: 13, vs. Pepperdine 12/30/10
 ACC: 6, at Duke, 1/2/11
- Rebounds**
 Season: 4 (3x) last at Boston College, 1/16/13
 Career: 6, vs. NC Central 11/19/10
 ACC: 4 at Boston College, 1/16/13
- Assists**
 Season: 1 (2x) last vs. La Salle 1/2/13
 Career: 2, at West Virginia 12/10/11
 ACC: 1 (2x), last vs. Florida State, 1/19/11
- Steals**
 Season: 2, vs. Jacksonville 11/16/12
 Career: 3 (3x), last vs. Rutgers 11/15/11
 ACC: 3, vs. Florida State, 1/19/11
- Blocked Shots**
 Season: --
 Career: 2 (2x), last vs. UNF 11/19/11
 ACC: --
- Field Goals**
 Season: 3, vs. Jacksonville 11/16/12
 Career: 4, vs. Pepperdine 12/30/10
 ACC: 2, vs. Florida State, 1/19/11
- Field Goal Attempts**
 Season: 4, vs. Charlotte, 12/14/12
 Career: 8, at Duke 1/2/11
 ACC: 8, at Duke, 1/2/11
- Free Throws**
 Season: 2, vs. La Salle 1/2/13
 Career: 5, vs. Pepperdine 12/30/10
 ACC: 4, vs. Boston College, 1/15/11
- Free Throw Attempts**
 Season: 4 (2x) last vs. La Salle 1/2/13
 Career: 7, vs. Pepperdine 12/30/10
 ACC: 4, vs. Boston College, 1/15/11
- 3-Point Field Goals**
 Season: 1, at UCF 12/18/12
 Career: 1, at UCF 12/18/12
 ACC: --
- 3-Point Field Goal Attempts**
 Season: 1, at UCF 12/18/12
 Career: 1 (3x), last at UCF 12/18/12
 ACC: 1, vs. Maryland, 2/1/12
- Foul Disqualifications**
 Season: --
 Career: 3 - 1 in 2010-11; 2 in 2011-12
- Minutes**
 Season: 23, vs. La Salle 1/2/13
 Career: 36, at Ole Miss 11/25/11
 ACC: 17 (2x) last vs. Florida State, 1/19/11

CAREER STATISTICS

| Season | GP | GS | Min. | Avg. | Total | | | 3-Point | | | Free Throws | | | Rebounds | | | Scoring | | | | | | | | |
|--------------|-----------|-----------|------------|------------|-----------|-----------|-------------|----------|----------|-------------|-------------|-----------|-------------|-----------|-----------|-----------|------------|-----------|----------|-----------|-----------|-----------|-----------|------------|------------|
| | | | | | FG | FGA | Pct. | FG | FGA | Pct. | FT | FTA | Pct. | Off. | Def. | Tot. | Avg. | PF | FO | Ast. | TO | Blk | Stl | Pts. | Avg. |
| 2010-11 | 29 | 9 | 189 | 6.5 | 11 | 25 | .440 | 0 | 0 | .000 | 18 | 30 | .600 | 12 | 17 | 29 | 1.0 | 26 | 1 | 5 | 7 | 2 | 13 | 40 | 1.4 |
| 2011-12 | 23 | 8 | 269 | 11.7 | 23 | 46 | .500 | 0 | 2 | .000 | 8 | 17 | .471 | 20 | 20 | 40 | 1.7 | 46 | 2 | 7 | 8 | 10 | 9 | 54 | 2.3 |
| 2012-13 | 19 | 0 | 123 | 6.5 | 12 | 18 | .667 | 1 | 1 | 1.000 | 4 | 16 | .250 | 11 | 13 | 24 | 1.3 | 13 | 0 | 2 | 3 | 1 | 3 | 29 | 1.5 |
| TOTAL | 71 | 17 | 581 | 8.2 | 46 | 89 | .517 | 1 | 3 | .333 | 30 | 63 | .476 | 43 | 50 | 93 | 1.3 | 85 | 3 | 14 | 18 | 13 | 25 | 123 | 1.7 |

SWOOPE 2012-13

| Opponent | Date | GS | Min | TOTAL | | | 3-PTS | | | FREE THROWS | | | REBOUNDS | | | | | PF | FO | A | TO | Blk | Stl | Pts | Avg |
|-------------------|----------|----|-----|-------|-----|-------|-------|-----|-------|-------------|-----|------|----------|-----|-----|-----|---|----|----|---|----|-----|-----|-----|-----|
| | | | | FG | FGA | Pct | 3FG | FGA | Pct | FT | FTA | Pct | Off | Def | Tot | Avg | | | | | | | | | |
| STETSON | 11-09-12 | | 0+ | 0 | 0 | .000 | 0 | 0 | .000 | 0 | 0 | .000 | 0 | 0 | 0 | 0 | 0 | 0 | 0 | 0 | 0 | 0 | 0 | 0 | 0.0 |
| at FGCU | 11-13-12 | | 0+ | 0 | 0 | .000 | 0 | 0 | .000 | 0 | 0 | .000 | 0 | 0 | 0 | 0 | 0 | 0 | 0 | 0 | 0 | 0 | 0 | 0 | 0.0 |
| JACKSONVILLE | 11-16-12 | | 16 | 3 | 3 | 1.000 | 0 | 0 | .000 | 1 | 4 | .250 | 1 | 1 | 2 | 0.7 | 0 | 0 | 1 | 0 | 0 | 2 | 7 | 2.3 | |
| DETROIT | 11-24-12 | | 5 | 0 | 0 | .000 | 0 | 0 | .000 | 0 | 0 | .000 | 0 | 1 | 1 | 0.8 | 0 | 0 | 0 | 0 | 0 | 0 | 0 | 1.8 | |
| MICHIGAN STATE | 11-28-12 | | DNP | | | | | | | | | | | | | | | | | | | | | | |
| at UMass | 12-01-12 | | DNP | | | | | | | | | | | | | | | | | | | | | | |
| CHARLOTTE | 12-14-12 | | 7 | 2 | 4 | .500 | 0 | 0 | .000 | 0 | 0 | .000 | 3 | 1 | 4 | 1.4 | 0 | 0 | 0 | 0 | 0 | 0 | 4 | 2.2 | |
| at UCF | 12-18-12 | | 9 | 1 | 1 | 1.000 | 1 | 1 | 1.000 | 0 | 0 | .000 | 0 | 0 | 0 | 1.2 | 0 | 0 | 0 | 0 | 1 | 0 | 3 | 2.3 | |
| at Hawai'i | 12-22-12 | | 4 | 0 | 0 | .000 | 0 | 0 | .000 | 0 | 2 | .000 | 0 | 0 | 0 | 1.0 | 2 | 0 | 0 | 1 | 0 | 0 | 0 | 2.0 | |
| vs Arizona | 12-23-12 | | 6 | 0 | 0 | .000 | 0 | 0 | .000 | 0 | 0 | .000 | 0 | 0 | 0 | 0.9 | 1 | 0 | 0 | 0 | 0 | 1 | 0 | 1.8 | |
| vs Indiana State | 12-25-12 | | DNP | | | | | | | | | | | | | | | | | | | | | | |
| LA SALLE | 01-02-13 | | 23 | 1 | 1 | 1.000 | 0 | 0 | .000 | 2 | 4 | .500 | 2 | 2 | 4 | 1.2 | 2 | 0 | 1 | 1 | 0 | 0 | 4 | 2.0 | |
| at Georgia Tech | 01-05-13 | | 2 | 0 | 0 | .000 | 0 | 0 | .000 | 0 | 2 | .000 | 0 | 1 | 1 | 1.2 | 0 | 0 | 0 | 0 | 0 | 0 | 0 | 1.8 | |
| at North Carolina | 01-10-13 | | DNP | | | | | | | | | | | | | | | | | | | | | | |
| MARYLAND | 01-13-13 | | 4 | 0 | 1 | .000 | 0 | 0 | .000 | 0 | 0 | .000 | 0 | 0 | 0 | 1.1 | 1 | 0 | 0 | 0 | 0 | 0 | 0 | 1.6 | |
| at Boston College | 01-16-13 | | 10 | 0 | 1 | .000 | 0 | 0 | .000 | 0 | 0 | .000 | 1 | 3 | 4 | 1.3 | 0 | 0 | 0 | 0 | 0 | 0 | 0 | 1.5 | |
| DUKE | 01-23-13 | | 1 | 0 | 0 | .000 | 0 | 0 | .000 | 1 | 2 | .500 | 0 | 0 | 0 | 1.2 | 0 | 0 | 0 | 0 | 0 | 0 | 1 | 1.5 | |
| FLORIDA STATE | 01-27-13 | | 8 | 1 | 2 | .500 | 0 | 0 | .000 | 0 | 1 | .000 | 0 | 1 | 1 | 1.2 | 0 | 0 | 0 | 0 | 0 | 0 | 2 | 1.5 | |
| at Virginia Tech | 01-30-13 | | DNP | | | | | | | | | | | | | | | | | | | | | | |
| at NC State | 02-02-13 | | DNP | | | | | | | | | | | | | | | | | | | | | | |
| BOSTON COLLEGE | 02-05-13 | | 4 | 0 | 0 | .000 | 0 | 0 | .000 | 0 | 0 | .000 | 0 | 1 | 1 | 1.2 | 2 | 0 | 0 | 1 | 0 | 0 | 0 | 1.4 | |
| NORTH CAROLINA | 02-09-13 | | 1 | 0 | 0 | .000 | 0 | 0 | .000 | 0 | 0 | .000 | 0 | 1 | 1 | 1.2 | 0 | 0 | 0 | 0 | 0 | 0 | 0 | 1.3 | |
| at Florida State | 02-13-13 | | 3 | 1 | 1 | 1.000 | 0 | 0 | .000 | 0 | 0 | .000 | 0 | 0 | 0 | 1.1 | 1 | 0 | 0 | 0 | 0 | 0 | 2 | 1.4 | |
| at Clemson | 02-17-13 | | 9 | 1 | 2 | .500 | 0 | 0 | .000 | 0 | 0 | .000 | 2 | 1 | 3 | 1.2 | 0 | 0 | 0 | 0 | 0 | 0 | 2 | 1.4 | |
| at Wake Forest | 02-23-13 | | 11 | 2 | 2 | 1.000 | 0 | 0 | .000 | 0 | 1 | .000 | 2 | 0 | 2 | 1.3 | 4 | 0 | 0 | 0 | 0 | 0 | 4 | 1.5 | |



JUSTIN HELLER

Junior | Guard | 6-2 | 180

Boca Raton, Fla. | West Boca Raton Community

#12

Heller Career Highs

| | |
|------------------------------------|---|
| Points | Career: 2, vs. Charlotte, 12/14/12 |
| Rebounds | Career: 3, vs. Charlotte, 12/14/12 |
| Assists | Career: 1 (2x) last vs. Florida State, 1/27/13 |
| Steals | Career: -- |
| Blocked Shots | Career: -- |
| Field Goals | Career: 1, vs. Charlotte, 12/14/12 |
| Field Goal Attempts | Career: 1 (5x), last vs. Florida State, 1/27/13 |
| Free Throws | Career: -- |
| Free Throw Attempts | Career: 2, vs. Charlotte, 12/14/12 |
| 3-Point Field Goals | Career: -- |
| 3-Point Field Goal Attempts | Career: 1 (2x) last vs. Florida State, 1/27/13 |
| Minutes | Career: 3, vs. Charlotte, 12/14/12 |

| 2011-12 | | | |
|-------------------|---|---|---|
| Opposition | P | R | A |
| at Charlotte | 0 | 0 | 0 |
| APPALACHIAN ST. | 0 | 2 | 0 |
| at Boston College | 0 | 0 | 0 |
| VIRGINIA TECH | 0 | 0 | 0 |
| WAKE FOREST | 0 | 0 | 0 |
| BOSTON COLLEGE | 0 | 0 | 0 |
| MINNESOTA | 0 | 0 | 0 |

As a Sophomore (2011-12): Played in seven games, including four ACC matchups ... Attempted two shots, including one three pointer ... Grabbed a pair of defensive rebounds ... Season highs include one field goal attempt against Boston College and Wake Forest, one three-point attempt vs. Boston College, two rebounds against Appalachian State and two minutes vs. Appalachian State ... Book Buster (3.0 GPA) ... Athletics Director Honor Roll (3.2 GPA).

As a Freshman (2010-11): Walked onto team ... Practiced, but did not see any game time.

High School: After transferring to West Boca, played one year of varsity basketball for the Bulls ... Among top 30 three-point scorers in Palm Beach County in 2009-10 ... Bulls were only team to beat powerhouse Dwyer, the top-ranked high school in county, with 82-73 victory.

Personal: Born on Dec. 26, 1991 ... Son of Neal Heller and Liz Heller ... Brother to Anthony Anderson ... Majoring in finance, with aspirations of becoming a CEO ... Recruited by American and North Florida ... Nickname is J-Hell.

CAREER STATISTICS

| Season | GP | GS | Min. | Avg. | Total | | | 3-Point | | | Free Throws | | | Rebounds | | | | Scoring | | | | | | | | | | |
|--------------|-----------|----------|-----------|------------|----------|----------|-------------|----------|----------|-------------|-------------|----------|-------------|----------|----------|----------|------------|----------|----------|----------|----------|----------|----------|----------|----------|----------|------------|-----|
| | | | | | FG | FGA | Pct. | FG | FGA | Pct. | FT | FTA | Pct. | Off. | Def. | Tot. | Avg. | PF | FO | Ast. | TO | Blk | Stl | Pts. | Avg. | | | |
| 2011-12 | 7 | 0 | 4 | 0.6 | 0 | 2 | .000 | 0 | 1 | .000 | 0 | 0 | .000 | 0 | 2 | .000 | 0 | 2 | 2 | 0.3 | 0 | 0 | 0 | 1 | 0 | 0 | 0 | 0.0 |
| 2012-13 | 8 | 0 | 10 | 1.3 | 1 | 3 | .333 | 0 | 1 | .000 | 0 | 2 | .000 | 0 | 4 | 4 | 0.5 | 1 | 0 | 2 | 2 | 0 | 0 | 2 | 0 | 0 | 2 | 0.3 |
| TOTAL | 15 | 0 | 14 | 0.9 | 1 | 5 | .200 | 0 | 2 | .000 | 0 | 2 | .000 | 0 | 6 | 6 | 0.4 | 1 | 0 | 2 | 3 | 0 | 0 | 2 | 0 | 2 | 0.1 | |

HELLER 2012-13

| Opponent | Date | GS | Min | TOTAL | | | 3-PTS | | | FREE THROWS | | | REBOUNDS | | | | PF | FO | A | TO | Blk | Stl | Pts | Avg |
|----------------|----------|----|-----|-------|-------|------|-------|------|------|-------------|------|------|----------|-----|-----|-----|----|----|---|----|-----|-----|-----|-----|
| | | | | FG | FGA | Pct | 3FG | FGA | Pct | FT | FTA | Pct | Off | Def | Tot | Avg | | | | | | | | |
| JACKSONVILLE | 11-16-12 | 0 | 0 | 0 | 0 | .000 | 0 | 0 | .000 | 0 | 0 | .000 | 0 | 0 | 0 | 0.0 | 0 | 0 | 0 | 0 | 0 | 0 | 0.0 | |
| CHARLOTTE | 12-14-12 | 3 | 1 | 1 | 1.000 | 0 | 0 | .000 | 0 | 2 | .000 | 0 | 3 | 3 | 1.5 | 0 | 0 | 0 | 0 | 2 | 1.0 | | | |
| at UCF | 12-18-12 | 1 | 0 | 0 | .000 | 0 | 0 | .000 | 0 | 0 | .000 | 0 | 0 | 0 | 1.0 | 0 | 0 | 1 | 0 | 0 | 0 | 0.7 | | |
| at Hawai'i | 12-22-12 | 1 | 0 | 0 | .000 | 0 | 0 | .000 | 0 | 0 | .000 | 0 | 0 | 0 | 0.8 | 0 | 0 | 0 | 0 | 0 | 0 | 0.5 | | |
| DUKE | 01-23-13 | 1 | 0 | 1 | .000 | 0 | 0 | .000 | 0 | 0 | .000 | 0 | 0 | 0 | 0.6 | 1 | 0 | 0 | 1 | 0 | 0 | 0.4 | | |
| FLORIDA STATE | 01-27-13 | 1 | 0 | 1 | .000 | 0 | 1 | .000 | 0 | 0 | .000 | 0 | 1 | 1 | 0.7 | 0 | 0 | 1 | 0 | 0 | 0 | 0.3 | | |
| BOSTON COLLEGE | 02-05-13 | 2 | 0 | 0 | .000 | 0 | 0 | .000 | 0 | 0 | .000 | 0 | 0 | 0 | 0.6 | 0 | 0 | 0 | 1 | 0 | 0 | 0.3 | | |
| NORTH CAROLINA | 02-09-13 | 1 | 0 | 0 | .000 | 0 | 0 | .000 | 0 | 0 | .000 | 0 | 0 | 0 | 0.5 | 0 | 0 | 0 | 0 | 0 | 0 | 0.3 | | |



STEVE SORENSON

Freshman | Guard | 6-0 | 151

Dallas, Texas | Mark's School of Texas

#3

Sorenson Career Highs

| | |
|------------------------------------|--------------------------------------|
| Points | Career: 1, vs. Duke 1/23/13 |
| Rebounds | Career: -- |
| Assists | Career: -- |
| Steals | Career: -- |
| Blocked Shots | Career: -- |
| Field Goals | Career: -- |
| Field Goal Attempts | Career: -- |
| Free Throws | Career: 1, vs. Duke 1/23/13 |
| Free Throw Attempts | Career: 1 (2x) last vs. Duke 1/23/13 |
| 3-Point Field Goals | Career: -- |
| 3-Point Field Goal Attempts | Career: -- |
| Minutes | Career: 3, vs. Charlotte, 12/14/12 |

High School: Named all-state by Texas Association of Basketball Coaches as a senior ... TABC academic all-state ... Two-time All-Southwest Preparatory Conference ... Trinity Valley Christian all-tournament team twice ... Team captain both junior and senior seasons ... Averaged 18 points, six assists, three rebounds, two steals in senior campaign ... Shot 50 percent from both field and distance in final season ... Team leadership award ... Invited to TABC all-star game and 2012 Showboat Classic ... Team MVP ... Notched 12 points, five assists, four rebounds and two steals per game sophomore season ... Shot 50 percent from field and 49 percent from three ... Most improved player sophomore season ... Three-year letterwinner ... Honor roll all four years.

Personal: Full name is Steven Lewis Sorenson, goes by Steve ... Born Dec. 30, 1993 in St. Louis, Mo. ... Son of Skip and Yvonne ... Brother to Erik, who was a walk-on with Virginia Tech basketball team from 2010-12 ... Played AAU ball for Dallas Heroes ... Majoring in business.

CAREER STATISTICS

| Season | GP | GS | Min. | Avg. | Total | | | 3-Point | | | Free Throws | | | Rebounds | | | | Scoring | | | | | | | | |
|---------|----|----|------|------|-------|-----|------|---------|-----|------|-------------|-----|------|----------|------|------|------|---------|----|------|----|-----|-----|------|------|-----|
| | | | | | FG | FGA | Pct. | FG | FGA | Pct. | FT | FTA | Pct. | Off. | Def. | Tot. | Avg. | PF | FO | Ast. | TO | Blk | Stl | Pts. | Avg. | |
| 2012-13 | 7 | 0 | 9 | 1.3 | 0 | 0 | .000 | 0 | 0 | .000 | 1 | 3 | .333 | 0 | 0 | 0 | 0.0 | 0 | 0 | 0 | 0 | 3 | 0 | 0 | 1 | 0.1 |

SORENSON 2012-13

| Opponent | Date | GS | Min | TOTAL | | | 3-PTS | | | FREE THROWS | | | REBOUNDS | | | | PF | FO | A | TO | Blk | Stl | Pts | Avg |
|----------------|----------|----|-----|-------|------|------|-------|------|------|-------------|------|------|----------|-----|-----|-----|----|----|---|----|-----|-----|-----|-----|
| | | | | FG | FGA | Pct | 3FG | FGA | Pct | FT | FTA | Pct | Off | Def | Tot | Avg | | | | | | | | |
| JACKSONVILLE | 11-16-12 | 0 | 0 | 0 | 0 | .000 | 0 | 0 | .000 | 0 | 0 | .000 | 0 | 0 | 0 | 0.0 | 0 | 0 | 0 | 0 | 0 | 0 | 0.0 | |
| CHARLOTTE | 12-14-12 | 3 | 0 | 0 | .000 | 0 | 0 | .000 | 0 | 0 | .000 | 0 | 0 | 0 | 0.0 | 0 | 0 | 0 | 0 | 0 | 0 | 0.0 | | |
| at Hawai'i | 12-22-12 | 1 | 0 | 0 | .000 | 0 | 0 | .000 | 0 | 1 | .000 | 0 | 0 | 0 | 0.0 | 0 | 0 | 0 | 0 | 0 | 0 | 0.0 | | |
| DUKE | 01-23-13 | 2 | 0 | 0 | .000 | 0 | 0 | .000 | 1 | 2 | .500 | 0 | 0 | 0 | 0.0 | 0 | 0 | 0 | 1 | 0 | 0 | 1 | 0.3 | |
| FLORIDA STATE | 01-27-13 | 1 | 0 | 0 | .000 | 0 | 0 | .000 | 0 | 0 | .000 | 0 | 0 | 0 | 0.0 | 0 | 0 | 0 | 0 | 0 | 0 | 0.2 | | |
| BOSTON COLLEGE | 02-05-13 | 1 | 0 | 0 | .000 | 0 | 0 | .000 | 0 | 0 | .000 | 0 | 0 | 0 | 0.0 | 0 | 0 | 0 | 1 | 0 | 0 | 0 | 0.2 | |
| NORTH CAROLINA | 02-09-13 | 1 | 0 | 0 | .000 | 0 | 0 | .000 | 0 | 0 | .000 | 0 | 0 | 0 | 0.0 | 0 | 0 | 0 | 1 | 0 | 0 | 0 | 0.1 | |



2012-13 Miami Men's Basketball
University of Miami Combined Team Statistics (as of Feb 23, 2013)
All games

| RECORD: | OVERALL | HOME | AWAY | NEUTRAL |
|----------------|----------------|-------------|-------------|----------------|
| ALL GAMES | 22-4 | 12-0 | 10-2 | 0-2 |
| CONFERENCE | 13-1 | 6-0 | 7-1 | 0-0 |
| NON-CONFERENCE | 9-3 | 6-0 | 3-1 | 0-2 |

| # | Player | gp-gs | min | avg | Total | | 3-Point | | F-Throw | | Rebounds | | | pf | dq | a | to | blk | stl | pts | avg | |
|----------------|---------------------|-------|------|------|----------|------|---------|-------|---------|-------|----------|-----|-----|------|-----|----|-----|-----|-----|-----|------|------|
| | | | | | fg-fga | fg% | 3fg-fga | 3fg% | ft-fa | ft% | off | def | tot | | | | | | | | | avg |
| 01 | Durand Scott | 23-23 | 797 | 34.7 | 111-239 | .464 | 23-70 | .329 | 60-83 | .723 | 19 | 80 | 99 | 4.3 | 50 | 2 | 64 | 47 | 1 | 41 | 305 | 13.3 |
| 00 | Shane Larkin | 26-26 | 938 | 36.1 | 126-264 | .477 | 47-113 | .416 | 41-58 | .707 | 11 | 95 | 106 | 4.1 | 37 | 0 | 111 | 58 | 4 | 54 | 340 | 13.1 |
| 35 | Kenny Kadji | 26-26 | 754 | 29.0 | 123-255 | .482 | 33-89 | .371 | 51-81 | .630 | 36 | 131 | 167 | 6.4 | 65 | 1 | 24 | 50 | 36 | 11 | 330 | 12.7 |
| 42 | Reggie Johnson | 17-6 | 403 | 23.7 | 51-123 | .415 | 1-10 | .100 | 51-74 | .689 | 41 | 94 | 135 | 7.9 | 38 | 0 | 15 | 40 | 23 | 7 | 154 | 9.1 |
| 04 | Trey McKinney Jones | 26-24 | 786 | 30.2 | 74-185 | .400 | 38-102 | .373 | 47-55 | .855 | 10 | 78 | 88 | 3.4 | 42 | 0 | 46 | 29 | 1 | 20 | 233 | 9.0 |
| 45 | Julian Gamble | 26-20 | 535 | 20.6 | 74-135 | .548 | 0-0 | .000 | 25-54 | .463 | 56 | 78 | 134 | 5.2 | 57 | 2 | 5 | 21 | 52 | 13 | 173 | 6.7 |
| 15 | Rion Brown | 26-5 | 587 | 22.6 | 59-158 | .373 | 24-92 | .261 | 26-37 | .703 | 16 | 33 | 49 | 1.9 | 31 | 0 | 23 | 16 | 2 | 12 | 168 | 6.5 |
| 02 | Bishop Daniels | 3-0 | 50 | 16.7 | 5-11 | .455 | 3-3 | 1.000 | 2-2 | 1.000 | 1 | 2 | 3 | 1.0 | 5 | 0 | 3 | 4 | 0 | 6 | 15 | 5.0 |
| 21 | Erik Swoope | 19-0 | 123 | 6.5 | 12-18 | .667 | 1-1 | 1.000 | 4-16 | .250 | 11 | 13 | 24 | 1.3 | 13 | 0 | 2 | 3 | 1 | 3 | 29 | 1.5 |
| 23 | Tonye Jekiri | 24-0 | 162 | 6.8 | 11-21 | .524 | 0-0 | .000 | 4-10 | .400 | 19 | 16 | 35 | 1.5 | 25 | 0 | 3 | 9 | 7 | 5 | 26 | 1.1 |
| 10 | Raphael Akpejori | 14-0 | 71 | 5.1 | 5-13 | .385 | 0-0 | .000 | 1-3 | .333 | 6 | 12 | 18 | 1.3 | 7 | 0 | 1 | 2 | 3 | 3 | 11 | 0.8 |
| 12 | Justin Heller | 8-0 | 10 | 1.3 | 1-3 | .333 | 0-1 | .000 | 0-2 | .000 | 0 | 4 | 4 | 0.5 | 1 | 0 | 2 | 2 | 0 | 0 | 2 | 0.3 |
| 03 | Steve Sorenson | 7-0 | 9 | 1.3 | 0-0 | .000 | 0-0 | .000 | 1-3 | .333 | 0 | 0 | 0 | 0.0 | 0 | 0 | 0 | 3 | 0 | 0 | 1 | 0.1 |
| Team | | | | | | | | | | | 31 | 48 | 79 | | | | 6 | | | | | |
| Total..... | | 26 | 5225 | | 652-1425 | .458 | 170-481 | .353 | 313-478 | .655 | 257 | 684 | 941 | 36.2 | 371 | 5 | 299 | 290 | 130 | 175 | 1787 | 68.7 |
| Opponents..... | | 26 | 5225 | | 561-1461 | .384 | 155-502 | .309 | 262-400 | .655 | 276 | 608 | 884 | 34.0 | 449 | 10 | 277 | 319 | 78 | 147 | 1539 | 59.2 |

| TEAM STATISTICS | UM | OPP | Date | Opponent | Score | Att. |
|------------------------|-----------|------------|-------------|-----------------------|--------------|-------------|
| SCORING | 1787 | 1539 | 11-09-12 | STETSON | w 87-79 | 3160 |
| Points per game | 68.7 | 59.2 | 11-13-12 | at Florida Gulf Coast | L 51-63 | 4552 |
| Scoring margin | +9.5 | - | 11-16-12 | JACKSONVILLE | w 73-57 | 3135 |
| FIELD GOALS-ATT | 652-1425 | 561-1461 | 11-24-12 | DETROIT | w 77-62 | 2946 |
| Field goal pct | .458 | .384 | ! 11-28-12 | MICHIGAN STATE | w 67-59 | 5791 |
| 3 POINT FG-ATT | 170-481 | 155-502 | 12-01-12 | at Massachusetts | w 75-62 | 7004 |
| 3-point FG pct | .353 | .309 | 12-14-12 | CHARLOTTE | w 77-46 | 3275 |
| 3-pt FG made per game | 6.5 | 6.0 | 12-18-12 | at UCF | w 72-50 | 5189 |
| FREE THROWS-ATT | 313-478 | 262-400 | & 12-22-12 | at Hawai i | w 73-58 | 8120 |
| Free throw pct | .655 | .655 | & 12-23-12 | vs Arizona | L 50-69 | 6564 |
| F-Throws made per game | 12.0 | 10.1 | & 12-25-12 | vs Indiana State | Lot 55-57 | 6514 |
| REBOUNDS | 941 | 884 | 01-02-13 | LA SALLE | w 76-59 | 3259 |
| Rebounds per game | 36.2 | 34.0 | * 01-05-13 | at Georgia Tech | w 62-49 | 7614 |
| Rebounding margin | +2.2 | - | * 01-10-13 | at North Carolina | w 68-59 | 20516 |
| ASSISTS | 299 | 277 | * 01-13-13 | MARYLAND | w 54-47 | 5809 |
| Assists per game | 11.5 | 10.7 | * 01-16-13 | at Boston College | w 60-59 | 3624 |
| TURNOVERS | 290 | 319 | * 01-23-13 | DUKE | w 90-63 | 7972 |
| Turnovers per game | 11.2 | 12.3 | * 01-27-13 | FLORIDA STATE | w 71-47 | 7972 |
| Turnover margin | +1.1 | - | * 01-30-13 | at Virginia Tech | w 73-64 | 5436 |
| Assist/turnover ratio | 1.0 | 0.9 | * 02-02-13 | at NC State | w 79-78 | 19557 |
| STEALS | 175 | 147 | * 02-05-13 | BOSTON COLLEGE | w 72-50 | 5149 |
| Steals per game | 6.7 | 5.7 | * 02-09-13 | NORTH CAROLINA | w 87-61 | 7972 |
| BLOCKS | 130 | 78 | * 02-13-13 | at Florida State | w 74-68 | 9007 |
| Blocks per game | 5.0 | 3.0 | * 02-17-03 | at Clemson | w 45-43 | 8998 |
| ATTENDANCE | 64412 | 124732 | * 02-19-13 | VIRGINIA | w 54-50 | 7972 |
| Home games-Avg/Game | 12-5368 | 12-9304 | * 02/23/13 | at Wake Forest | L 65-80 | 12037 |
| Neutral site-Avg/Game | - | 2-6539 | | | | |

! = ACC / Big Ten Challenge
 & = Hawaiian Airlines Diamond Head Classic | Honolulu, Hawaii
 * = Conference game

| Score by Periods | 1st | 2nd | OT | Totals |
|-------------------------|------------|------------|-----------|---------------|
| University of Miami | 784 | 997 | 6 | 1787 |
| Opponents | 710 | 821 | 8 | 1539 |



**2012-13 Miami Men's Basketball
University of Miami Combined Team Statistics (as of Feb 23, 2013)
Conference games**

| RECORD: | OVERALL | HOME | AWAY | NEUTRAL |
|----------------|----------------|-------------|-------------|----------------|
| ALL GAMES | 13-1 | 6-0 | 7-1 | 0-0 |
| CONFERENCE | 13-1 | 6-0 | 7-1 | 0-0 |
| NON-CONFERENCE | 0-0 | 0-0 | 0-0 | 0-0 |

| # | Player | gp-gs | min | avg | Total | | 3-Point | | F-Throw | | Rebounds | | | | pf | dq | a | to | blk | stl | pts | avg |
|----------------|---------------------|-------|------|------|---------|------|---------|------|---------|------|----------|-----|-----|------|-----|----|-----|-----|-----|-----|-----|------|
| | | | | | fg-fga | fg% | 3fg-fga | 3fg% | ft-fa | ft% | off | def | tot | avg | | | | | | | | |
| 35 | Kenny Kadji | 14-14 | 389 | 27.8 | 71-136 | .522 | 21-48 | .438 | 23-42 | .548 | 15 | 68 | 83 | 5.9 | 32 | 1 | 8 | 25 | 18 | 3 | 186 | 13.3 |
| 00 | Shane Larkin | 14-14 | 505 | 36.1 | 66-137 | .482 | 25-63 | .397 | 21-34 | .618 | 7 | 56 | 63 | 4.5 | 20 | 0 | 67 | 31 | 3 | 27 | 178 | 12.7 |
| 01 | Durand Scott | 14-14 | 473 | 33.8 | 60-139 | .432 | 13-43 | .302 | 29-39 | .744 | 10 | 40 | 50 | 3.6 | 37 | 2 | 40 | 29 | 0 | 25 | 162 | 11.6 |
| 04 | Trey McKinney Jones | 14-14 | 401 | 28.6 | 38-102 | .373 | 20-59 | .339 | 18-23 | .783 | 3 | 38 | 41 | 2.9 | 17 | 0 | 29 | 16 | 0 | 9 | 114 | 8.1 |
| 15 | Rion Brown | 14-0 | 296 | 21.1 | 36-85 | .424 | 19-54 | .352 | 14-17 | .824 | 8 | 17 | 25 | 1.8 | 17 | 0 | 9 | 8 | 0 | 6 | 105 | 7.5 |
| 45 | Julian Gamble | 14-14 | 323 | 23.1 | 46-84 | .548 | 0-0 | .000 | 11-25 | .440 | 36 | 51 | 87 | 6.2 | 39 | 1 | 4 | 11 | 39 | 8 | 103 | 7.4 |
| 42 | Reggie Johnson | 10-0 | 205 | 20.5 | 25-62 | .403 | 0-4 | .000 | 16-25 | .640 | 19 | 45 | 64 | 6.4 | 23 | 0 | 7 | 23 | 10 | 4 | 66 | 6.6 |
| 23 | Tonye Jekiri | 14-0 | 99 | 7.1 | 10-17 | .588 | 0-0 | .000 | 2-5 | .400 | 15 | 11 | 26 | 1.9 | 12 | 0 | 2 | 7 | 4 | 3 | 22 | 1.6 |
| 21 | Erik Swoope | 10-0 | 53 | 5.3 | 5-9 | .556 | 0-0 | .000 | 1-6 | .167 | 5 | 8 | 13 | 1.3 | 8 | 0 | 0 | 1 | 0 | 0 | 11 | 1.1 |
| 10 | Raphael Akpejori | 8-0 | 46 | 5.8 | 3-9 | .333 | 0-0 | .000 | 0-0 | .000 | 3 | 8 | 11 | 1.4 | 6 | 0 | 1 | 1 | 1 | 3 | 6 | 0.8 |
| 03 | Steve Sorenson | 4-0 | 5 | 1.3 | 0-0 | .000 | 0-0 | .000 | 1-2 | .500 | 0 | 0 | 0 | 0.0 | 0 | 0 | 0 | 3 | 0 | 0 | 1 | 0.3 |
| 12 | Justin Heller | 4-0 | 5 | 1.3 | 0-2 | .000 | 0-1 | .000 | 0-0 | .000 | 0 | 1 | 1 | 0.3 | 1 | 0 | 1 | 2 | 0 | 0 | 0 | 0.0 |
| Team | | | | | | | | | | | 19 | 31 | 50 | | | | | | | | | |
| Total..... | | 14 | 2800 | | 360-782 | .460 | 98-272 | .360 | 136-218 | .624 | 140 | 374 | 514 | 36.7 | 212 | 4 | 168 | 157 | 75 | 88 | 954 | 68.1 |
| Opponents..... | | 14 | 2800 | | 301-773 | .389 | 74-241 | .307 | 142-220 | .645 | 135 | 329 | 464 | 33.1 | 225 | 4 | 141 | 163 | 48 | 83 | 818 | 58.4 |

| TEAM STATISTICS | UM | OPP | Date | Opponent | Score | Att. |
|------------------------|-----------|------------|-------------|-------------------|--------------|-------------|
| SCORING | 954 | 818 | * 01-05-13 | at Georgia Tech | w 62-49 | 7614 |
| Points per game | 68.1 | 58.4 | * 01-10-13 | at North Carolina | w 68-59 | 20516 |
| Scoring margin | +9.7 | - | * 01-13-13 | MARYLAND | w 54-47 | 5809 |
| FIELD GOALS-ATT | 360-782 | 301-773 | * 01-16-13 | at Boston College | w 60-59 | 3624 |
| Field goal pct | .460 | .389 | * 01-23-13 | DUKE | w 90-63 | 7972 |
| 3 POINT FG-ATT | 98-272 | 74-241 | * 01-27-13 | FLORIDA STATE | w 71-47 | 7972 |
| 3-point FG pct | .360 | .307 | * 01-30-13 | at Virginia Tech | w 73-64 | 5436 |
| 3-pt FG made per game | 7.0 | 5.3 | * 02-02-13 | at NC State | w 79-78 | 19557 |
| FREE THROWS-ATT | 136-218 | 142-220 | * 02-05-13 | BOSTON COLLEGE | w 72-50 | 5149 |
| Free throw pct | .624 | .645 | * 02-09-13 | NORTH CAROLINA | w 87-61 | 7972 |
| F-Throws made per game | 9.7 | 10.1 | * 02-13-13 | at Florida State | w 74-68 | 9007 |
| REBOUNDS | 514 | 464 | * 02-17-03 | at Clemson | w 45-43 | 8998 |
| Rebounds per game | 36.7 | 33.1 | * 02-19-13 | VIRGINIA | w 54-50 | 7972 |
| Rebounding margin | +3.6 | - | * 02/23/13 | at Wake Forest | L 65-80 | 12037 |
| ASSISTS | 168 | 141 | | | | |
| Assists per game | 12.0 | 10.1 | | | | |
| TURNOVERS | 157 | 163 | | | | |
| Turnovers per game | 11.2 | 11.6 | | | | |
| Turnover margin | +0.4 | - | | | | |
| Assist/turnover ratio | 1.1 | 0.9 | | | | |
| STEALS | 88 | 83 | | | | |
| Steals per game | 6.3 | 5.9 | | | | |
| BLOCKS | 75 | 48 | | | | |
| Blocks per game | 5.4 | 3.4 | | | | |
| ATTENDANCE | 42846 | 86789 | | | | |
| Home games-Avg/Game | 6-7141 | 8-10849 | | | | |
| Neutral site-Avg/Game | - | 0-0 | | | | |

! = ACC / Big Ten Challenge
& = Hawaiian Airlines Diamond Head Classic | Honolulu, Hawaii
* = Conference game

| Score by Periods | 1st | 2nd | Totals |
|-------------------------|------------|------------|---------------|
| University of Miami | 436 | 518 | 954 |
| Opponents | 376 | 442 | 818 |