

IT'S ALL ABOUT THE U

ACADEMICS • LIFE • ATHLETICS



NATIONAL CHAMPIONS 1983, 1987, 1989, 1991, 2001

Assoc. AD for Communications: Chris Freet (c.freet@miami.edu), Kerwin Lonzo-Main Football Contact (klonzo@miami.edu), Rob Dunning (rdunning@miami.edu)
Sports Media Relations, University of Miami, 5821 San Amaro Drive, Coral Gables, FL 33146
(305) 284-3244, (305) 284-2807 FAX, www.hurricanesports.com

16/17 MIAMI (2-1, 0-0 ACC COASTAL)

Date	Opponent	(TV)	Time/Result
Sept. 2	FLORIDA A&M	ESPN3.com	W, 45-0
Sept. 11	at (2/2) Ohio State	ESPN	L, 24-36
Sept. 23	at Pittsburgh	ESPN	W, 31-3
Oct. 2	at Clemson*	ESPN2	12 p.m.
Oct. 9	FLORIDA STATE*	ABC	8 p.m.
Oct. 16	at Duke*	TBA	TBA
Oct. 23	NORTH CAROLINA*	TBA	TBA
Oct. 30	at Virginia*	TBA	TBA
Nov. 6	MARYLAND*	TBA	TBA
Nov. 13	at Georgia Tech*	TBA	TBA
Nov. 20	VIRGINIA TECH*	TBA	TBA
Nov. 27	USF	TBA	TBA

*ACC game; all times Eastern; Coaches poll rankings second ()

CLEMSON (2-1, 0-0 ACC ATLANTIC)

Date	Opponent	Time/Result
Sept. 4	NORTH TEXAS	W, 35-10
Sept. 11	PRESBYTERIAN	W, 58-21
Sept. 18	at (10/11) Auburn	L, 24-27 (OT)
Oct. 2	(16/17) MIAMI*	12 p.m.
Oct. 9	at North Carolina*	3:30 p.m.
Oct. 16	MARYLAND*	TBA
Oct. 23	GEORGIA TECH*	TBA
Oct. 30	at Boston College*	TBA
Nov. 6	(23/NR) NC STATE*	TBA
Nov. 13	at Florida State*	TBA
Nov. 20	at Wake Forest*	TBA
Nov. 27	(19/22) SOUTH CAROLINA	TBA

*ACC game; all times Eastern; Coaches poll rankings second ()

2010 STATISTICAL COMPARISON

Offense	Clemson	Miami
Scoring	117	100
Points per game	39.0	33.3
First Downs	59	62
Rush-pass-pen	29-24-6	23-38-1
Total offense	1243	1105
Average per play	6.7	5.6
Average per game	414.3	368.3
Rushing yards	645	375
Yards per rush	5.8	3.8
Yards per game	215.0	125.0
Passing yards	598	730
Pass att.-cmp.-int.	75-41-2	62-97-7
Yards per attempt	7.9	7.5
Yards per completion	14.6	11.8
Yards per game	199.3	243.3
Completion pct.	54.7	63.9
Defense	Clemson	Miami
Total points allowed	58	39
Points per game	19.3	13.0
First downs allowed	57	40
Rush-pass-pen	28-25-4	22-16-2
Total offense allowed	1165	756
Yards per game	388.3	252.0
Rushing yards allowed	554	361
Yards per carry	4.2	2.9
Yards per game	184.7	120.3
Pass yards allowed	611	395
Pass att.-cmp.-int.	81-46-5	63-30-3
Yards per attempt	7.5	6.3
Yards per completion	13.3	13.2
Yards per game	203.7	131.7



16 MIAMI HURRICANES

Ranking
No. 16 (AP); No. 17 (Coaches);
Last Game
Miami 31, Pitt 3
Head Coach
Randy Shannon
Shannon's Career Record:
23-18 (4th season at UM)
vs. Clemson
0-1

2010 STATISTICAL LEADERS
Rushing-Att.-Yds-TDs
D. Berry - 43-226-1

Passing- C-A-I-Yds-TDs
J. Harris - 55-86-6-690-6

Receiving-C-Yds-TDs
L. Hankerson - 16-241-3

Tackles-UA-A-Tot
S. Spence - 15-9-24

CLEMSON TIGERS

Ranking
N/A
Last Game
Auburn 27, Clemson 24 (OT)
Head Coach
Dabo Swinney
Swinney's Career Record:
15-9 (2nd season at Clemson)
vs. Miami
1-0

2010 STATISTICAL LEADERS
Rushing-Att.-Yds-TDs
A. Ellington - 37-273-4

Passing- C-A-I-Yds-TDs
K. Parker - 35-60-1-503-6

Receiving-C-Yds-TDs
D. Allen - 8-156-1

Tackles-UA-A-Tot
D. McDaniel - 16-4-20

UNIVERSITY OF MIAMI



► On June 10, 2009, the split-U proudly worn by Hurricanes student-athletes was chosen to represent the entire university as its new, bold graphic identity mark. One of the most recognized collegiate athletic brands in the nation, the orange and green "U" is now used to promote the university's world-renowned academic and health programs and will be incorporated into a full range of uses.

GAME 4 INFORMATION

Date: Saturday, Oct. 2, 2010
Location: Memorial Stadium
(Grass), (80,301) in Clemson, S.C.
Kickoff: Noon (ET)

TELEVISION - ESPN2	ESPN3D
Dave Pasch (play-by-play)	Dave Lamont (play-by-play)
Bob Griese (color)	Tim Brown (color)
Chris Spielman (color)	Ray Bentley (sideline)

Webcast - ESPN3.com

Tape Delay Telecast - CSS
Mon., Oct. 4 at 7 p.m.; Thurs. Oct 7 at Noon

NATIONAL RADIO - ESPN

Bill Rosinski (play-by-play)
David Norrie (color)
Joe Schad (sideline)

LOCAL RADIO

560 WQAM
Joe Zagacki (play-by-play)
Don Bailey Jr. (color)
Josh Darrow (sideline)
Fans can also listen online at www.wqam.com
1450 ESPN Deportes En Español
Joe Pujala (play-by-play)
Joe Martinez (color)

WEBSITES

Miami: www.hurricanesports.com
Miami Blog: www.theufotball.com
Clemson: www.clemsonigers.com

SOCIAL MEDIA

Twitter: [Twitter.com/HurricaneSports](https://twitter.com/HurricaneSports)
Facebook: [Facebook.com/MiamiHurricanes](https://www.facebook.com/MiamiHurricanes)

No. 16 MIAMI HEADS TO DEATH VALLEY FOR ACC OPENER

► No. 16 Miami will make its third straight road trip of the season on Saturday when the 'Canes visit Clemson in the Atlantic Coast Conference season opener for both teams. The game will be televised noon on ESPN2 and ESPN3D from Memorial Stadium.

► Miami (2-1) has already played at No. 2 Ohio State and at Pittsburgh this season and have gone 1-1 in those contests, falling by 12 to Ohio State before cruising past the Panthers by 28.

► Senior offensive linemen Orlando Franklin was named ACC Offensive Lineman of the Week for his performance at Pitt. Franklin graded out at 96 percent against Pitt, finishing the game with eight pancake blocks and two lumberjacks in helping Miami's offense rack up 348 yards (248 passing, 100 rushing) yards of total offense. On the season, Franklin has also graded out at 95 percent against FAMU and 96 percent against Ohio State. He has a total of 12 pancake blocks in three games.

► Running back Damien Berry picked up where he left off against Ohio State. Berry rushed a career-high 21 times for 87 yards and a touchdown. Against OSU, he had one of the best performances in years against an Ohio State defense that hadn't allowed a 100-yard rusher since 2008. Berry ran for 94 yards on 16 carries (5.9 ypc) while adding 15 yards receiving on two catches.

► Wide receivers LaRon Byrd and Travis Benjamin had career-highs in catches with each hauling in six receptions against Pitt. Benjamin led the team with 96 receiving yards while Byrd had 69 receiving yards.

► Sean Spence, coming off a career-best 11 tackles at Ohio State, frustrated Pitt's defense as he racked up nine tackles - 2.5 of which went for a loss. Spence leads the team with 24 tackles and 6.5 tackles for a loss.

► Spence was joined on the defensive side of the ball by junior defensive end Andrew Smith, two recorded three tackles for a loss and two sacks against Pitt. Both Spence and Smith were recognized as national players of the week by the College Football Performance Awards for their performances.

► Ryan Hill and DeMarcus Van Dyke each recorded an interception late in the contest when the Panthers were looking for their first touchdown of the game. Van Dyke nearly went the distance on his return, going 74 yards before being brought down deep in Pitt territory.

► In the return game, Travis Benjamin (punts) and Lamar Miller (kickoffs) rank among the nation's elite through the first month of the season. Miller ranks second nationally in kick return average (37.75) while Benjamin ranks fourth (24.50).

COVERING THE HURRICANES

Interviews with players and coaches must be arranged at least 24 hours in advance. Practices are open to the media from the start through stretch. Head coach Randy Shannon will address the media following each practice.

ACC Teleconference Call - Wed. Sept. 29 - (Contact UM Media Relations for the phone number)

10:30 a.m.	Jim Grobe, Wake Forest
10:40 a.m.	Frank Beamer, Virginia Tech
10:50 a.m.	Mike London, Virginia
11:00 a.m.	Tom O'Brien, NC State
11:10 a.m.	Butch Davis, North Carolina
11:20 a.m.	Randy Shannon, Miami
11:30 a.m.	Ralph Friedgen, Maryland
11:40 a.m.	Paul Johnson, Georgia Tech
11:50 a.m.	Jimbo Fisher, Florida State
12:00 p.m.	David Cutcliffe, Duke
12:10 p.m.	Dabo Swinney, Clemson
12:20 p.m.	Frank Spaziani, Boston College

MIAMI FOOTBALL MEDIA RELATIONS

Chris Freet	Associate AD/Communications
Kerwin Lonzo	Associate SID/Football Contact
Rob Dunning	Assistant SID
Phone	(305) 284-3244
Fax	(305) 284-2807

COACHES SHOW

UM's coaches show, "Hurricane Game Day with Randy Shannon" airs twice weekly on CSS, at 5:30 p.m. Thursdays and 10 a.m. Saturdays. The show is hosted by Joe Zagacki and Don Bailey Jr. and features Hurricanes players as coach Shannon's guests.

HURRICANE HOTLINE

Hurricane Hotline is a weekly two-hour show hosted by Joe Zagacki and Don Bailey, Jr. that airs from 7-9 p.m. Thursday nights during the season from Monty's (2550 South Bayshore Drive Coconut Grove, Florida 33133). Hurricane Hotline features interviews with UM head football coach Randy Shannon, players, coaches and other UM personnel as well as other featured guests. Fans are encouraged to listen on 560 WQAM or view the show in-person at Monty's in Coconut Grove.

The MIAMI-CLEMSON SERIES

- ▶ Miami leads the all-time series with Clemson, 5-3.
- ▶ The last time the two teams met, Clemson used a Kyle Parker to Jacoby Ford 26-yard touchdown hook-up to win in overtime last year in Miami, 40-37.
- ▶ The last three meetings between the teams have all went to overtime and have been decided by a combined 15 points. Miami won the lone meeting in Clemson, S.C., 36-30, on Sept. 17, 2005.

A 'CANES WIN OVER THE TIGERS WOULD...

- ▶ Give Miami its fourth win in an ACC season opener since joining the league in 2004.
- ▶ Give Miami a 3-1 record in ACC season openers under head coach Randy Shannon.
- ▶ Give Miami a 3-1 record for the second straight year and third time under head coach Randy Shannon.

The COACHES

- ▶ Randy Shannon is in his fourth season as Miami's head coach and owns an overall record of 23-18. Dabo Swinney is 15-9 in two years as Clemson's head coach.

Scouting THE TIGERS

- ▶ Clemson enters its ACC opener at 2-1 having knocked off North Texas and Presbyterian in the first two weeks before losing a heartbreaker at Auburn in overtime on Sept. 18.
- ▶ Quarterback Kyle Parker has been solid for the Tigers with six touchdown passes and only one interception while going 35-of-60 for 503 yards in his first three games this season. The Tigers rank 17th nationally in scoring offense, averaging 39 points per game.
- ▶ Clemson's rushing attack thus far has been the sparkplug of the offense. The Tigers are averaging 215.0 yards per game on the ground led by sophomore running back Andre Ellington, who has rushed for 273 yards on 37 carries and four touchdowns. Junior running back Jamie Harper has carried 31 times for 154 yards.
- ▶ Tight end Dwayne Allen has been Parker's favorite target. Allen leads all receivers with eight catches for 156 yards and one touchdown. Running back Jamie Harper has five catches - three for touchdowns.
- ▶ Defensively, the Tigers rank seventh nationally in turnover margin (1.67) and fourth nationally in tackles for loss (8.67). Clemson boasts one of the best safeties in the country in safety DeAndre McDaniel, who leads the team with 20 stops (16 unassisted, four assisted) while adding an interception and three pass breakups. Defensive end DeQuan Bowers already has 17 tackles, which includes a team-high six tackles for loss and three sacks.
- ▶ Cornerback Marcus Gilchrist is the Tigers' return threat on both punts and kickoffs. He is averaging 18.3 yards per punt return and 23.3 on kick returns. Punter Dawson Zimmerman is averaging an impressive 46.1 yards per punt while Clemson ranks eighth nationally in net punting (42.35). Chandler Catanzaro handles kicking duties and is 2-for-3 in field goal attempts.

Streak CONTINUES

- ▶ The University of Miami's impressive streak of former players scoring touchdowns in the NFL continued this past weekend as Jeremy Shockey, Santana Moss, Greg Olsen and Devin Hester all scored touchdowns. At least one former 'Cane has now scored a touchdown every NFL week since Week 15 of the 2002 season - a span of 125 straight weeks.

FSU GAME TIME SET

- ▶ The annual rivalry game between Miami and Florida State will be played in primetime at 8 p.m. on ABC at Sun Life Stadium on Oct. 9. The game was selected Monday as the feature game for the ABC/ESPN family of networks.

Bailey LISTED AS ELITE NFL PROSPECT

- ▶ Draft guru Mel Kiper Jr. has released his latest Big Board on ESPN.com and University of Miami senior defensive lineman Allen Bailey is listed as the No. 11 overall prospect for the 2011 NFL Draft. Bailey, who led the 'Canes in sacks last season and has seven tackles and 1.5 tackles for a loss this year, is ranked sixth among all defensive players on the board. In addition to Kiper's belief that Bailey should be a first round selection, he also recognizes linebacker Colin McCarthy and kicker/punter Matt Boshier as top senior prospects at their respective positions.







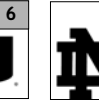
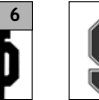



THIS WEEK IN MIAMI FOOTBALL (practice times subject to change)

SEPTEMBER/OCTOBER 2010








Monday	Tuesday	Wednesday	Thursday	Friday	Saturday	Sunday
27	28	29	30	1	2	3
PLAYERS DAY OFF	6:50 a.m. - PRACTICE Availability at Press Conference 11:30 a.m.- 1:30 p.m. Weekly Press Conference	6:30 a.m. - PRACTICE Availability at Press Conference 10:30 a.m. - ACC Coaches Teleconference	2:45 p.m. - PRACTICE Coach Shannon available after	WALK THRU No Media Availability Depart for Clemson, S.C.	Miami at Clemson Noon (ESPN2 & ESPN3D)	GAME RECAP with Randy Shannon 3 p.m. Conference Call

UACADEMICS

'Canes IN THE FOOTBALL ACADEMIC PROGRESS REPORT SCORES

 1	 2	 3	 4	 5	 6	 6	 8	 9	 9	 9
RUTGERS 992	AIR FORCE 988	RICE 987	NORTHWESTERN 986	DUKE 983	MIAMI 978	NOTRE DAME 978	STANFORD 976	NIU 976	OHIO STATE 976	VANDERBILT 976

► Miami's APR score in 2010 ranked 6th nationally with a score of 978. The score was the highest among all Florida institutions and second highest in the Atlantic Coast Conference.

 1	 2	 3	 4	 5	 6	 7
MIAMI 978	UCF 972	FLORIDA 971	USF 930	FLORIDA STATE 927	FAU 919	FIU 906

'Canes ONLY ONE IN TOP 25

► The University of Miami was recognized in May as the only school in the FBS to post a multi-year APR score in the top-10 percent as well as finish 2009 ranked in both the Coaches and the AP polls.

'Canes IN THE CLASS ROOM

► Of the 16 seniors on this year's squad, five have already earned degrees, while the remaining 11 are all on course to graduate either in December of 2010 or May of 2011.

► The five players that have already earned degrees include: Matt Bosher (History), Richard Gordon (Liberal Arts), Ryan Hill (Liberal Arts), Pat Hill (Marketing and Management) and Cory Nelms (Liberal Arts).


► Overall University of Miami Athletics has an 86% Graduation Success Rate (GSR), the highest GSR ever and up from 82% in 2009. 83% in 2007 was our previous high.

► In May, Miami was recognized as being the only Bowl Championship Subdivision (BCS) team among 26 schools nationally that posted a multi-year APR score in the Top 10 percent in addition to finishing the 2009 season ranked in both the USA Today Coaches poll and Associated Press poll.

► 136 University of Miami student-athletes had a 3.0 GPA or higher following the Spring 2010 semester.



MATT BOSHER



RICHARD GORDON



RYAN HILL



PAT HILL



CORY NELMS

Shannon LEADS ALL FBS COACHES IN APR


► University of Miami head coach Randy Shannon leads all active Bowl Championship Series conference coaches with a 977 lifetime APR average, according to rankings released in May.

► Shannon's score is the third best nationally among all Football Bowl Subdivision schools, trailing only Troy Calhoun of Air Force and Ken Niumatalolo of Navy.

► The football team's 2008-09 score of 978, sixth best in the nation, will be factored into next year's coaches lifetime ratings, and will continue to boost Shannon's career mark.

► Miami was recognized in May as the only school in the FBS to post a multi-year APR score in the top-10 percent as well as finish the year ranked in both the Coaches and the AP polls.

BCS HEAD COACHES APR TOP 10



RANDY SHANNON
MIAMI



GREG SCHIANO
RUTGERS



PAT FITZGERALD
NORTHWESTERN



PAUL JOHNSON
NAVY/GT



JOE PATERNO
PENN STATE



MARK RICHT
GEORGIA



JEFF TEDFORD
CAL



URBAN MEYER
UTAH/FLORIDA



RANDY EDSALL
CONNECTICUT



BOBBY BOWDEN
FLORIDA ST.

Quick STRIKE 'CANES

▶ The Hurricanes' quick strike capability showed up early against Florida A&M. It took UM just 1:40 to score its first touchdown of the 2010 season. The 'Canes tallied three scoring drives of under two minutes against FAMU.

▶ Miami posted 20 scoring drives under two minutes in 2009, which was among the best in the nation.

Plays-Yds TOP	Result	Opponent
7-63	1:40	Hankerson 19-yd TD catch FAMU
6-64	1:17	Hankerson 40-yd TD catch FAMU
6-55	1:51	Mike James 1-yd TD run FAMU
7-19	1:58	Bosher 51-yard FG OSU
7-60	1:37	Ford 9-yard TD catch OSU
4-51	1:02	Hankerson 19-yard TD catch PITT
4-43	1:26	Benjamin 10-yard TD catch PITT

Miami LEADS THE NATION IN TACKLES FOR LOSSES

▶ Through the first month of college football, No. 16 Miami's defense leads the country in tackles for a loss per game with a 11.3 average. The 'Canes recorded 14 tackles for a loss in their opener against Florida A&M before another strong performance with 11 more at No. 2 Ohio State. Miami tallied nine tackles for loss at Pittsburgh.

▶ Sean Spence leads the 'Canes with 6.5 tackles for a loss, while Olivier Vernon has 5.0, Marcus Forston, Adewale Ojomo, Colin McCarthy and Andrew Smith have 3.0. Spence leads the team with 24 tackles overall.

'Canes IN THE NATIONAL RANKINGS

▶ Several Hurricanes are ranked among the nation's elite statistically after three weeks of college football:

Player	Statistic	Avg.	National Rank
Lamar Miller	Kickoff Returns	37.75	2nd
Travis Benjamin	Punt Returns	24.50	4th
Sean Spence	Tackles For Loss	2.00	6th
Olivier Vernon	Sacks	1.17	t-9th
Olivier Vernon	Tackles For Loss	1.75	t-19th
Leonard Hankerson	Receptions	5.33	t-40th
Leonard Hankerson	Receiving	80.33	42nd
Jacory Harris	Passing Efficiency	140.42	44th
Matt Bosher	Field goals		54th

Young 'CANES

▶ 22 student-athletes made their first appearances as Hurricanes through the first two games of the 2010 season:

- LB Kelvin Cain (Fr.)
- RB Eduardo Clements (Fr.)
- TE Asante Cleveland (Fr.)
- LB Tyrone Cornileus (Fr.)
- DL Dyron Dye (R-Fr.)
- TE Chase Ford (Jr. - JUCO Transfer)
- LB James Gaines (Fr.)
- DB Nathan Gholston (Soph.)
- LB Shayon Green (R-Fr.)
- RB Maurice Hagens (Fr.)
- OL Seantriel Henderson (Fr.)
- WR Allen Hurns (Fr.)
- OL Jermaine Johnson (R-Fr.)
- RB Storm Johnson (Fr.)
- OL Brandon Linder (Fr.)
- RB Lamar Miller (R-Fr.)
- DL Luther Robinson (R-Fr.)
- DB Kacy Rodgers (Fr.)
- TE Billy Sanders (R-Fr.)
- OL Jared Wheeler (R-Fr.)
- QB Spencer Whipple (Jr.)
- OL Cory White (R-Fr.)

▶ Three players made their first career starts against FAMU in the season opener: Brandon McGee, Ben Jones and Tyler Horn

▶ The 'Canes played 10 true freshman so far this season - the ninth most among BCS teams.

MOST TRUE FRESHMEN PLAYED IN 2010

Air Force	17
Florida	16
Syracuse	15
Florida State	13
Oklahoma State	13
Auburn	12
Oklahoma	12
Tennessee	12
Texas	12
UNLV	12
Tulane	11
Miami	11

2010 HURRICANES RADIO NETWORK

Miami football games can be heard throughout the state of Florida on the Hurricane Sports Network, anchored by WQAM (560 AM). The games are also broadcast in Spanish on 1450 ESPN Deportes (1450 AM).

FLAGSHIP STATIONS

Miami/Fort Lauderdale	WQAM (560 AM)
Miami/Fort Lauderdale	ESPN Deportes (1450 AM)
University of Miami	WVUM (90.5 FM)

AFFILIATES

Miami/Ft. Lauderdale	WQAM (560)
Belle Glade	WBGF (900)
	WSWN (93.5 FM)
Coco Beach	WIXC (1060)
Ft. Myers	WMYR (1410)
Fort Pierce	WPSL (1590)
Jacksonville	WJXL (1010)
Jupiter	WSTU (1450)
Kissimmee	ESPN (1080)
Key West	WKWF (1600)
Marathon	WFFG (1300)
Marco Island	WCNZ (1660)
Melbourne	WIXC (1060)
Meritt Island	WIXC (1060)
Naples	WCNZ (1660)
Orlando	ESPN (1080)
Port St. Lucie	WPSL (1590)
St. Petersburg	WMGG (1040)
	WHBO ESPN (1040)
Stuart	WSTU (1450)
Tampa	WHBO ESPN (1040)
	WWBA (820)
	WMGG (1470)
Titusville	WIXC (1060)

MIAMI MEDIA POLICIES

Releases Available Via E-Mail

Media members interested in receiving Miami football releases via e-mail should send requests to Football SID Kerwin Lonzo at klonzo@miami.edu.

GAME DAY PRESS POLICIES

Only working press will be admitted to the Sun Life Stadium press box. Seats will be issued according to the following criteria:

1. State newspapers by circulation, wire services, national publications, newspapers from opponent's area, and student newspapers from UM and opponent's schools.
2. Other daily newspapers, with preference to those that regularly cover UM.
3. Radio and television personnel not broadcasting, but considered reporting.
4. Non-daily newspapers, with preference to those which regularly cover UM.
5. Scouts. Freelance and/or non-daily writers may be asked to produce copies of actual publications in which their work has appeared. In some cases, these materials will be required as verification of the writers' status.

Right BETWEEN THE NUMBERS

- ▶ Miami leads the Atlantic Coast Conference in total defense, holding its opposition to an average of 252.0 yards per game and rank second in scoring defense holding opponents to 13.0 points per game.
- ▶ The 'Canes are averaging 33.3 points per game, 368.3 yards per game and 21 first downs per game.
- ▶ The Hurricanes' special teams have been impressive in the early going, ranking among the top in the ACC in kick returns (1st), punt returns (4th) and punting (4th).
- ▶ Damien Berry is averaging 5.3 yards per carry through three games this season while totaling 226 yards on 43 carries, which ranks fourth in the ACC. He averaged 6.6 yards per carry (93 rushes for 616 yards) in his first season as a running back in 2009.
- ▶ Miami leads the nation in tackles for loss (11.33 pg) and ranks second in sacks (4.67).
- ▶ Brandon Harris finished the 2009 season ranked in a tie for second nationally in total passes defended (15).
- ▶ Head coach Randy Shannon's 977 lifetime Academic Progress Report average leads all head coaches in Bowl Championship Series conferences and trails only Troy Calhoun of Air Force (983) and Ken Niumatalolo of Navy (978) on the national stage.
- ▶ Orlando Franklin (30 starts) and Colin McCarthy (27 starts) have the most starting experience on the 2010 roster.
- ▶ Colin McCarthy averaged 8.1 tackles per game over Miami's last nine games going back to last season.
- ▶ 53,674 excited Hurricanes fans showed up for the home opener against Florida A&M. It was the the third-highest attendance for the Hurricanes since their move to Sun Life Stadium. The following week 105,454 fans attended the Miami-Ohio State game in Columbus, marking the fifth-largest crowd ever at Ohio Stadium.
- ▶ Graig Cooper needs 934 yards to become Miami's all-time leader in all-purpose yardage. Cooper, who has 3,461 yards after picking up 24 yards against Florida A&M, is currently fifth in UM history behind Eddie Dunn (3,476), Edgerrin James (3,590), Otis Anderson (4,265) and leader Santana Moss (4,394).
- ▶ Thirty-two former 'Canes playing in the NFL last season have earned their degree from the University of Miami.
- ▶ Six Hurricanes are ranked among the Top 150 NFL prospects according to Scouts Inc.'s Todd McShay on ESPN.com. Allen Bailey, Orlando Franklin, Brandon Harris, Graig Cooper, Colin McCarthy and Leonard Hankerson are listed, while Matt Boshier and DeMarcus Van Dyke were also rated but outside of the Top 150.
- ▶ Eleven former Hurricanes were selected to the 2010 NFL Pro Bowl earlier this year, easily the most of any school in the country. Antrel Rolle, Ray Lewis, Ed Reed, Jon Beason, Andre Johnson, Reggie Wayne, Bryant McKinnie, Vince Wilfork, Brandon Meriweather, Jonathan Vilma and Frank Gore all represented the U at the sports' all-star game.
- ▶ Miami has had 11 more first round draft picks than any other school in the country all-time. The 'Canes have had 46 first-rounders, while Ohio State is second with 35 and Florida is third with 32.
- ▶ The 'Canes return their top four performers in terms of all-purpose yards in 2009: Graig Cooper (1,417), Leonard Hankerson (801), Damien Berry (684) and Travis Benjamin (597). Through the first two games of 2010, Lamar Miller leads the team with 238 all-purpose yards. He is followed by Hankerson (205), Berry (186) and Benjamin (158).

**ASSOCIATED PRESS TOP 25
Sept. 26, 2010**

No	Team	Record	Pts.
1	Alabama (57)	4-0	1496
2	Ohio State (2)	4-0	1431
3	Boise State (1)	3-0	1356
4	Oregon	4-0	1276
5	TCU	4-0	1269
6	Nebraska	4-0	1158
7	Florida	4-0	1132
8	Oklahoma	4-0	1095
9	Stanford	4-0	891
10	Auburn	4-0	858
11	Wisconsin	4-0	852
12	LSU	4-0	804
13	Utah	4-0	790
14	Arizona	4-0	722
15	Arkansas	3-1	721
16	Miami	2-1	597
17	Iowa	3-1	503
18	USC	4-0	466
19	South Carolina	3-1	406
20	Michigan	4-0	396
21	Texas	3-1	374
22	Penn State	3-1	199
23	NC State	4-0	163
24	Michigan State	4-0	146
25	Nevada	4-0	120

ARV (15 or more votes): West Virginia 62, Florida State 51, Missouri 51, Air Force 32, Kansas State 27, Oklahoma State 24, Clemson 9, UCLA 9, Oregon State 7, Northwestern 4, Houston 3

**USA TODAY COACHES' TOP 25
Sept. 26, 2010**

No	Team	Record	Pts.
1	Alabama (57)	4-0	1472
2	Ohio State (2)	4-0	1412
3	Boise State	3-0	1312
4	Oregon	4-0	1243
5	TCU	4-0	1221
6	Nebraska	4-0	1164
7	Florida	4-0	1155
8	Oklahoma	4-0	1083
9	Wisconsin	4-0	989
10	LSU	4-0	896
11	Auburn	4-0	828
12	Utah	4-0	790
13	Stanford	4-0	744
14	Arizona	4-0	689
15	Arkansas	3-1	576
16	Texas	3-1	563
17	Miami	2-1	517
18	Iowa	3-1	509
19	Michigan	4-0	375
20	Penn State	3-1	347
21	Michigan State	4-0	278
22	South Carolina	3-1	272
23	Missouri	4-0	182
24	Oklahoma State	3-0	146
25	Nevada	4-0	102

ARV (15 or more): Florida State 84, North Carolina State 80, West Virginia 45, Air Force 22, Northwestern 21, Kansas State 17, Clemson 16, Houston 10, Mississippi State 7, Texas Tech 5, Virginia Tech 2, UCLA 1

2010 CAPTAINS

► For the first time under head coach Randy Shannon, more than three players have been selected as team captains. The 2010 captains for Miami are Jacory Harris, Matt Boshier, Colin McCarthy, Pat Hill, Leonard Hankerson and Allen Bailey.



ALLEN BAILEY



MATT BOSHER




LEONARD HANKERSON



JACORY HARRIS



PAT HILL



COLIN MCCARTHY

Hankerson AMONG THE BEST THIS DECADE

- Senior wide receiver Leonard Hankerson had one of the best seasons in recent memory for a pass catcher at the U in 2009.
- His 801 receiving yards last year were the 10th most in school history and the most since Andre Johnson recorded 1,092 yards in 2002.
- Hankerson has caught a pass in 16 straight games and leads the 'Canes in catches (16), yards (241) and receiving touchdowns (3) through three games this season. Hankerson had his first multi-TD game of his career in the 'Canes opener against FAMU. He is now also tied for eighth all-time in UM history in career touchdown catches with 12.
- With 115 receiving yards against Florida A&M in the season-opener, Hankerson recorded his second career 100-yard receiving game. He nearly reached the 100-yard mark again against Ohio State, catching seven balls for 90 yards versus the Buckeyes.

TOP 10 SINGLE SEASON RECEIVING TOTALS IN UM HISTORY

Rank	Receiving Yards	
1	Eddie Brown (1984)	1,114
2	Andre Johnson (2002)	1,092
3	Wesley Carroll (1990)	952
4	Santana Moss (1999)	899
5	Andre Johnson (2001)	881
6	Michael Irvin (1986)	868
7	Willie Smith (1984)	852
8	Michael Irvin (1985)	840
9	Dale Dawkins (1989)	833
10	Leonard Hankerson (2009)	801

TOP 10 CAREER RECEIVING TOUCHDOWNS IN UM HISTORY

Rank	Receiving Yards	
1	Michael Irvin (1985-87)	26
2	Lamar Thomas (1989-92)	23
3	Reggie Wayne (1997-2000)	20
	Andre Johnson (2000-02)	20
5	Santana Moss (1997-2000)	19
6	Brian Blades (1984-87)	15
7	Eddie Brown (1983-84)	14
8	James Cox (1965-67)	12
	Bubba Franks (1997-99)	12
	Leonard Hankerson (2007-pr.)	12

Notes FROM PITTSBURGH

- Damien Berry's 1-yard touchdown run marked the second time this season that Miami scored on its opening drive. In the season-opener against Florida A&M, Jacory Harris hooked up with Leonard Hankerson for a 19-yard TD.
- Miami has outscored its opponents, 21-3, in the first quarter this season. UM outgained Pitt, 116-14 in the first quarter. Miami held its opponent under 100 yards in the first half for the second time this season. UM outgained Pitt, 204-76. Miami out-gained Florida A&M, 259-70, in the first half in the season opener.
- Miami continued to make it hard on its opponents to cross the line of scrimmage. The Hurricanes, which lead the nation in tackles for loss, picked up six in the first half and finished with nine for the game.
- With a 7-yard reception from Jacory Harris in the second quarter, Leonard Hankerson has now caught a pass in 16-straight games.
- Junior wide receiver Travis Benjamin finished with a career-high six catches for 96 yards. Benjamin's previous was four receptions. Junior wide receiver LaRon Byrd posted a career-high six catches for 69 yards. He surpassed his previous career-high of five receptions which he had against Georgia Tech in 2009.
- Senior defensive lineman Allen Bailey had a career-high tying five tackles. He also picked up five tackles against Wake Forest and USF in 2009.
- All-ACC punter/kicker Matt Boshier extended his streak to 103 straight PAT's made – now making it the second best streak in a career in Miami history. Carlos Huerta owns the school record with 157 consecutive made.
- Miami notched its sixth and seventh scoring drives of under two minutes versus Pittsburgh. Leonard Hankerson had a 19-yard TD catch after a four-play drive that lasted 1:02 and Travis Benjamin added a 10-yard TD catch after another four-play drive that lasted 1:26.
- Miami moved to 15-2 all-time on ESPN Thursday night. Miami is now 5-2 on the road and a perfect 10-0 at home on ESPN Thursday night. Miami owns the ACC's second-best winning percentage all-time on ESPN's Thursday night feature game.

Pass CATCHER U

- ▶ As of Sept. 26, nine former 'Canes rank in the Top 100 in receiving yards this season in the NFL.
- ▶ Miami has three of the NFL's most productive receivers in Santana Moss of the Redskins, Reggie Wayne of the Colts and Andre Johnson of the Texans.
- ▶ Moss ranks fifth in the league with 290 yards receiving, while Wayne has 260 and Johnson has 255.

NFL Rank	Rec	Yards	Avg.	TD	
5	Santana Moss	22	290	13.2	1
9	Reggie Wayne	18	260	14.4	2
11	Andre Johnson	19	255	13.4	1
23	Frank Gore	22	203	9.2	1
48	Roscoe Parrish	9	152	16.9	1
60	Greg Olsen	10	140	14.0	2
63	Kellen Winslow	11	139	12.6	0
68	Jeremy Shockey	14	138	9.9	1
83	Devin Hester	6	110	18.3	1

▶ For more updates on Hurricanes in the NFL, see page 14.

Comparison: MIAMI AND CLEMSON

▶ Here is a quick look at the match-ups you will see when the 'Canes and Tigers square off on Saturday at Memorial Stadium:

MIAMI			CLEMSON		
Offense	Avg	NCAA Rank	Defense	Avg	NCAA Rank
Total	368.33	68	Total	388.33	86
Rushing	125.00	85	Rushing	184.67	96
Passing	243.33	40	Passing	203.67	64
Defense	Avg	NCAA Rank	Offense	Avg	NCAA Rank
Total	252.00	8	Total	414.33	45
Rushing	120.33	43	Rushing	215.00	24
Passing	131.67	8	Passing	199.33	76
Net Punting Avg	NCAA Rank	PR	Avg	NCAA Rank	
Average	39.00	26	Average	13.89	21
PR	Avg	NCAA Rank	Net Punting Avg	NCAA Rank	
Average	16.29	10	Average	42.35	8

McCARTHY'S SUCCESS CARRYING OVER

- ▶ Senior linebacker Colin McCarthy is picking up right where he left off last season, when he averaged 8.1 yards per carry over UM's last seven games. Now in the middle, McCarthy is second on the team with 21 tackles through three games, recording five in the opener against FAMU, 11 on the road at No. 2 Ohio State and five more last week at Pitt.
- ▶ McCarthy is the most experienced Hurricane defender, having played in 40 and started 27 career games. Heading into the Clemson game, he has a team-best 210 career tackles.

Feat FIRST

- ▶ For the first time in school history, the University of Miami recorded a punt return for a touchdown and a kick return for a touchdown in the same game. Two weeks back at Ohio State, Lamar Miller returned a kickoff 88 yards for a touchdown in the first quarter before Travis Benjamin followed Miller's return with a 79-yard punt return for a touchdown with 3:04 left in the first half.
- ▶ The last time, a Miami player returned a kickoff for a touchdown was Devin Hester at NC State on Oct. 23, 2004. Hester's return went for 100 yards. Benjamin's punt return of 79 yards tied for the 10th longest in school history. It also was his first career punt return for a touchdown and the first for Miami since Thearon Collier's 60-yard punt return last season against Virginia.
- ▶ The returns also marked the first time in OSU history that an opponent scored on a punt return and a kick return in the same game against the Buckeyes.

NFL U

▶ Miami trails only Texas for the most players on active rosters in the NFL this season (*list according to the NFL*):

COLLEGES WITH MOST PLAYERS IN THE NFL IN 2010

COLLEGE	PLAYERS
Texas	40
Miami	38
Southern California	36
Louisiana State	35
Ohio State	34
Florida	33
Georgia	33
Tennessee	33
California	31
Michigan	29

Talent IN SOUTH FLORIDA

- ▶ The University of Miami's football roster is loaded with student-athletes from Florida and more specifically, South Florida.
- ▶ The same can be said for rosters in the NFL, where Miami ranks second to only Houston for having the most players from their city.

Cities WITH MOST NFL PLAYERS

Houston	24
Miami	22
Los Angeles	20
Detroit	15
New Orleans	15

States WITH MOST NFL PLAYERS

California	211
Texas	181
Florida	177
Ohio	85
Georgia	80

Miami OWNS NATION'S SECOND BEST MARK SINCE 1983

- ▶ The University of Miami owns the nation's second-best record going back to the 1983 season, the year Miami won its first ever national championship under coach Howard Schnellenberger. Miami (.787) trails only Nebraska (.790) in winning percentage since that year.

BEST WINNING % SINCE 1983

	Wins	Losses	Ties	Winning %
Nebraska	265	70	1	.790
Miami	259	70	0	.787
Florida State	256	71	1	.782
Florida	254	74	4	.771
Ohio State	249	79	5	.755

Rare OVERTIME STREAK

- ▶ The last three meetings between Miami and Clemson have gone to overtime. It is believed to have tied a record set by Central Michigan and Eastern Michigan from 2004-06. The streak with the 'Canes and Tigers started in 2004, when Clemson won in overtime at the Orange Bowl, 24-17. The following year Miami won in three overtimes at Clemson, 36-30. The teams then took a break from playing until last year, when Clemson won 40-37 in Miami.
- ▶ Ironically, all three games in the Miami-Clemson streak were won by the road team. In the CMU-EMU streak, two of the three were won by the road team while the other came at a neutral site.

Miami HOPES TO DELIVER DREAMS WITH NEW ONLINE SHOP

- ▶ Dreams, Inc. (NYSE Amex: DRJ), a vertically integrated leader in the licensed sports products industry, announced that it has signed an agreement with the University of Miami Athletics to re-launch the Hurricanes on-line fan shop (URL - ShopMiamiHurricanes.com). The multi-year deal marks the second alliance for Dreams with top-tier college athletics, following on the recent announcement regarding the University of Texas Longhorns.

Spence OF OLD

- ▶ Junior linebacker Sean Spence is off to one of the best starts for a UM defender in recent memory this year. The Miami native and Northwestern High School graduate leads the team in total tackles (24), solo tackles (15) and tackles for loss (6.5) through three games.
- ▶ After recording 65 tackles and 9.5 tackles for loss as a freshman in 2008, Spence was slowed by injury last year as a sophomore, recording just 36 tackles and 6.5 tackles for loss in 10 games. Through three games this year, Spence is averaging 8.0 tackles per game - a pace that would give him 96 through the regular season, 104 in 13 games or 112 in 14 contests.

Jacory MOVING UP TD CHART

- ▶ Junior quarterback Jacory Harris continues to climb up the University of Miami's career touchdown passes list. He moved into sole possession of seventh place last week when he threw his 41st and 42nd career touchdowns and needs just one more to tie Ryan Clement for seventh all-time (43).

TOP 10 CAREER TOUCHDOWN PASSES IN UM HISTORY

Rank		TDs
1	Ken Dorsey (1999-02)	86
2t	Vinny Testaverde (1982-86)	48
	Steve Walsh (1986-88)	48
4	Gino Torretta (1989-92)	47
5	Craig Erickson (1987-90)	46
6	Ryan Clement (1994-97)	43
7	Jacory Harris (2008-pr.)	42
8	Bernie Kosar (1983-84)	40
9	Kyle Wright (2004-07)	38
10	Brock Berlin (2003-04)	34

Spence AND SMITH EARN WEEKLY NATIONAL HONORS

- ▶ University of Miami football student-athletes Sean Spence and Andrew Smith have been recognized as national players of the week by the College Football Performance Awards after their performance in Miami's win over Pittsburgh. Both players earned honorable mention honors – Spence at linebacker and Smith on the defensive line.
- ▶ Spence led the 'Canes with nine tackles and Smith had two sacks and three tackles for a loss last week in Miami's 31-3 win over the Panthers. Spence had six solo and three assisted tackles to go along with 1.5 sacks and 2.5 tackles for a loss. Smith – who had four total tackles against the Panthers – had a breakout game, consistently getting into the backfield and putting pressure on the quarterback.

100 YARDS ON THE GROUND

► Here is a list of the University of Miami's all-time 100-yard rushing performances:

CONSECUTIVE 100-YARD RUSHING GAMES (SINCE 1975)

Player	No.	Year
Willis McGahee	6	2002
Edgerrin James	6	1998
Clinton Portis	6	2001
Clinton Portis	4	1999
Willis McGahee	4	2002
Frank Gore	3	2003

MOST 100-YARD RUSHING GAMES (SINCE 1975)

Player	No.	Years
Edgerrin James	15	1995-98
Clinton Portis	14	1999-2001
Ottis Anderson	13	1976-78
James Jackson	11	1997-2000
Willis McGahee	10	2002
Frank Gore	8	2001, 2003-04
Tyrone Moss	7	2003-2006
Graig Cooper	6	2007-present
Stephen McGuire	6	1989-91
Javarris James	5	2006-present
Danyell Ferguson	5	1995-96
Alonzo Highsmith	5	1984
James Stewart	4	1993-94
Leonard Conley	4	1987-90
Jarrett Payton	3	2003
Dyral McMillian	3	1996
Warren Williams	3	1985-87
Melvin Bratton	3	1984-87
Damien Berry	1	2007-present
Derron Thomas	1	2005-08
Donnell Bennett	1	1993
Larry Jones	1	1993
Alex Johnson	1	1989
Albert Bentley	1	1983
Speedy Neal	1	1982
Lorenzo Roan	1	1980
Ken McMillian	1	1978
Taylor Timmons	1	1977
Chris Hobbs	1	1977

University OF MIAMI CELEBRATES NEW TOP RANKING

► The U.S. News and World Report released their official rankings of the top colleges and universities in the nation for 2011. Coming in at number 47 was the University of Miami, which claimed the honor of the top-ranked school in the state of Florida.

► This was the first time that UM had been named aTop 50 institution, part of a nine-year span which has seen the school jump 20 spots in the rankings.

► The Hurricanes were among seven Atlantic Coast Conference schools ranked among the Top 50 – the most Football Bowl Subdivision schools for any conference. ACC members joining Miami among the national leaders are: Duke, Virginia, Wake Forest, North Carolina, Boston College and Georgia Tech.

► Ranking criteria included peer assessment, graduation and retention rates, faculty resources, student selectivity, and giving by alumni.

► The editors of U.S.News & World Report have ranked the nation's top universities and colleges for the past 27 years. The 2011 edition of "America's Best Colleges" hit newsstands on August 31, and the rankings can be viewed on the magazine's website at www.usnews.com.

ESPN: 15 OF TOP 200 PLAYERS IN THE NFL ARE 'CANES

► The UM pipeline to NFL stardom is no surprise to anyone that follows the sport as it continues to grow. At the beginning of training camps, 51 UM players were working out with NFL teams. ESPN.com and Scouts Inc. put together a list of the 200 best players in the NFL and Miami had an impressive 15 representatives:

- | | |
|---|--|
| 2. Andre Johnson - Houston Texans | 111. Vernon Carey - Miami Dolphins |
| 14. Ed Reed - Baltimore Ravens | 119. Ray Lewis - Baltimore Ravens |
| 32. Reggie Wayne - Indianapolis Colts | 140. Eric Winston - Houston Texans |
| 36. Vince Wilfork - New England Patriots | 148. Jonathan Vilma - New Orleans Saints |
| 42. Jon Beason - Carolina Panthers | 162. Brandon Meriweather - New England |
| 58. Frank Gore - San Francisco 49ers | 196. Calais Campbell - Arizona Cardinals |
| 72. DJ Williams - Denver Broncos | 200. Devin Hester - Chicago Bears |
| 91. Kellen Winslow - Tampa Bay Buccaneers | |

'Canes PREDICTED SECOND IN COASTAL

► Miami was voted to finish second in the ACC Coastal Division by media members at the 2010 ACC Football Kickoff earlier this fall. After finishing the season 9-4 (5-3 ACC) and advancing to the Champs Sports Bowl in Orlando, the Hurricanes picked up 444 points from members of the working media, while collecting 20 first place votes within the Coastal Division.

► Virginia Tech was predicted on 50 ballots to win its fourth ACC crown. Florida State finished second with 26 votes, followed by Miami (10), Georgia Tech (8), Boston College (2) and North Carolina (2). The Hokies were also tabbed to win the ACC's Coastal Division, earning 532 points and 62 first-place votes.

► Miami followed in second place (444 points, 20 first-place votes); Georgia Tech was third (408); North Carolina fourth (379); fifth was Duke (169); and Virginia (126) rounded out the six-team Coastal Division.

Skill POSITION DEPTH

► As was the case last season, this year's University of Miami team is one of the deepest teams in the country at the running back and wide receiver positions.

Running Backs

- Damien Berry (6-0, 215)
- Graig Cooper (6-0, 205)
- Lamar Miller (5-11, 210)
- Mike James (6-0, 217)
- Storm Johnson (6-0, 218)

Receivers

- Leonard Hankerson (6-3, 205)
- Travis Benjamin (5-11, 176)
- LaRon Byrd (6-4, 215)
- Aldarius Johnson (6-3, 200)
- Tommy Streater (6-5, 210)
- Kendal Thompkins (5-10, 182)

► Late last season, the 'Canes were the only team in the country to boast three 400-yard rushers and seven 200-yard receivers.

Miami TEAM LEADERS

► Here is list of Miami's statistical team leaders through three games this season:

Passing Yards	Jacory Harris	690
Rushing Yards	Damien Berry	232
Receiving Yards	Leonard Hankerson	241
Receptions	Leonard Hankerson	16
Punt Return Yards	Travis Benjamin	98
Kick Return Yards	Lamar Miller	151
Total Touchdowns	Miller, Hankerson	3
Scoring	Matt Boshier	22
All-Purpose Yards	Lamar Miller	291
Solo Tackles	Sean Spence	15
Total Tackles	Sean Spence	24
Tackles for a loss	Sean Spence	6.5
Sacks	Olivier Vernon	3.5
Interceptions	Three players	1
Pass breakups	Sean Spence	2
Fumbles recovered	Kylan Robinson	1
Fumbles forced	N/A	

Hurricanes IN THE ACC IN 2010

► The following is a list of where UM ranks as a team and individually in the Atlantic Coast Conference this season:

Team	Rank	Player	Rank
Scoring Offense	5th (33.3)	Jacory Harris	
Scoring Defense	2nd (13.0)	Passing Avg.	5th (230.0)
Pass Offense	5th (243.3)	Passing Efficiency	5th (140.4)
Pass Defense	2nd (131.7)	Total Offense	5th (227.7)
Rush Offense	10th (125.0)	Damien Berry	
Rush Defense	5th (120.3)	Rushing	4th (75.3)
Total Offense	8th (368.3)	Leonard Hankerson	
Total Defense	1st (252.0)	Receptions	6th (5.33)
Kickoff Coverage	7th (43.1)	Receiving Yards	5th (80.3)
Kickoff Returns	1st (29.3)	Lamar Miller	
Punting	4th (39.0)	Kick Return Avg.	1st (37.8)
Punt Return Avg.	4th (16.3)	Matt Boshier	
Turnover Margin	12th (-1.00)	Scoring (Kick)	t-5th (7.3)
First Downs	8th (62)	Field Goals	t-5th (1.00)
Opponent 1st Downs	2nd (40)	FG %	10th (60.0)
Red Zone Offense	11th (76.9)	PAT Kick Pct.	t-1st (100.0)
Red Zone Defense	2nd (61.5)	Travis Benjamin	
Sacks By	2nd (14)	Punt Return Avg.	1st (24.5)
Sacks Against	4th (5)	Colin McCarthy	
Penalties	9th (60.7)	Tackles	14th (7.0)
Opponent Penalties	12th (37.7)	Sean Spence	
Pass Def. Efficiency	1st (96.0)	Tackles	t-6th (8.0)
3rd Down Conv.	3rd (45.9)	Tackles for Loss	4th (2.17)
Opp. 3rd Down Conv.	2nd (29.8)	Olivier Vernon	
4th Down Conv.	12th (25.0)	Sacks	1st (3.5)
Opp. 4th Down Conv.	t-4th (50.0)	Ray-Ray Armstrong	
Field Goals	11th (.600)	Tackles	43rd (5.0)
PAT Kicking	t-1st (1.000)	Interceptions	t-5th (1)
Time of Possession	10th (27:07)	(Ryan Hill and DeMarcus Van Dyke are also tied for fifth with one INT)	

Coaches AT THEIR ALMA MATERS

► Miami's Randy Shannon is one of 16 head coaches working at their alma mater this season. Thursday's match-up is a rare meeting of two coaches at their alma maters with Shannon facing Pitt grad Dave Wannstedt.

► In addition to facing Dave Wannstedt's Panthers Thursday, the 'Canes will face Frank Beamer and his alma mater Virginia Tech on Nov. 20 at Sun Life Stadium.

Chris Ault	Nevada
Frank Beamer	Virginia Tech
Troy Calhoun	Air Force
Steve Fairchild	Colorado State
Pat Fitzgerald	Northwestern
Ralph Friedgen	Maryland
Mike Gundy	Oklahoma State
Doug Marrone	Syracuse
Ruffin McNeil	East Carolina
Rick Neuheisel	UCLA
Joker Phillips	Kentucky
Larry Porter	Memphis
Randy Shannon	Miami
Willie Taggart	Western Kentucky
Dave Wannstedt	Pittsburgh
Paul Wulff	Washington State

Bosher UP FOR LOWE'S SENIOR CLASS AWARD

► Senior placekicker and punter Matt Bosher has been named one of 30 NCAA football bowl subdivision student-athletes selected as a candidate for the Lowe's Senior CLASS. To be eligible for the award, a student-athlete must be classified as an NCAA Division I senior and have notable achievements in four areas of excellence - community, classroom, character and competition.

► Bosher received his Bachelor's of Arts in history in May of 2010. He also minored in sport administration and is currently pursuing a second degree. He was named to the 2006-07 ACC Academic Honor Roll and is a member of the University of Miami Athletic Director's Honor Roll awarded to student-athletes with semester GPAs of 3.2 or better). He is a two-time University of Miami Book Buster (awarded to student-athletes with semester GPA 3.0 or better).

► Bosher has been involved in numerous community service activities including the University of Miami Football Canes on Patrol Program that works with the Broward County Sheriff's Department to encourage Broward youth to stay in school and out of gang and street related violence. He also has served as a mentor in the Fun 4 Kidz program (paired with Miami-Dade area middle-school students) meeting once a month and talking on the phone once-a-week.

► An acronym for Celebrating Loyalty and Achievement for Staying in School, the Lowe's Senior CLASS Award focuses on the total student-athlete and encourages students to use their platform in athletics to make a positive impact as leaders in their communities.

Byrd HONORED BY UM AFRICANA PROGRAM

► University of Miami wide receiver LaRon Byrd was selected as one of three recipients of the Fannie Lou Hamer Academic Achievement Award, given to the Most Improved Students, in terms of Africana Studies Program courses at UM.

► LaRon has excellent attendance, participates in class, completes all assignments on time and has an overall positive attitude toward learning which is to be applauded, said Dr. Patti Rose, Professor, UM Africana and American Studies. As a student-athlete, he is exemplary, in the classroom setting, which is wonderful to see.

► Byrd received the award on May 17 at the First Annual Fannie Lou Hamer, Africana Studies Program Achievement Awards at the Wesley Gallery on the campus of the University of Miami.

Offense HAS A TOP 10 SEASON

► The University of Miami's offense had one of the most productive seasons in school history in 2009.

► The 2009 offense finished first in school history in first downs gained passing (169), second in overall first downs (275) and fourth in total yards gained (5,199).

TOP 10 SINGLE SEASON FIRST DOWNS GAINED PASSING IN UM HISTORY

Rank		First downs
1	2009	169
2	1988	161
3	1984	159
4	1990	156
5t	1989	153
	1992	153
7	2002	151
8	1985	149
9	1996	140
10	2003	134

Jacory IN 2009

► Junior quarterback Jacory Harris had one the most productive passing seasons in recent memory in 2009.

► Here is a list of where Harris' 2009 season ranks in a single-season in UM history:

TOP 10 SINGLE SEASON PASSING YARDS IN UM HISTORY

Rank		Yards
1	Bernie Kosar (1984)	3,642
2	Ken Dorsey (2002)	3,369
3	Craig Erickson (1990)	3,363
4	Jacory Harris (2009)	3,352
5	Vinny Testaverde (1985)	3,238
6	Steve Walsh (1988)	3,115
7	Gino Torretta (1991)	3,095
8	Gino Torretta (1992)	3,060
9	Ken Dorsey (2000)	2,737
10	Brock Berlin (2004)	2,680

TOP 10 SINGLE SEASON TOUCHDOWN PASSES IN UM HISTORY

Rank		TDs
1	Steve Walsh (1988)	29
2	Ken Dorsey (2002)	28
3	Vinny Testaverde (1986)	26
4t	Bernie Kosar (1984)	25
	Ken Dorsey (2000)	25
6	Jacory Harris (2009)	24
7	Ken Dorsey (2001)	23
8t	Craig Erickson (1990)	22
	Brock Berlin (2004)	22
10	Vinny Testaverde (1985)	21

TOP 10 SINGLE SEASON PASS ATTEMPTS IN UM HISTORY

Rank		Attempts
1	Bernie Kosar (1984)	416
2	Jacory Harris (2009)	406
3	Gino Torretta (1992)	402
4t	Craig Erickson (1990)	393
	Ken Dorsey (2002)	393
6	Steve Walsh (1988)	390
7	Gino Torretta (1991)	371
8t	Vinny Testaverde (1985)	352
	Brock Berlin (2003)	352
10	Brock Berlin (2004)	348

TOP 10 SINGLE SEASON PASS COMPLETIONS IN UM HISTORY

Rank		Completions
1	Bernie Kosar (1984)	262
2	Jacory Harris (2009)	242
3	Steve Walsh (1988)	233
4	Gino Torretta (1992)	228
5	Craig Erickson (1990)	225
6	Ken Dorsey (2002)	222
7	Vinny Testaverde (1985)	216
8	Brock Berlin (2003)	211
9	Gino Torretta (1991)	205
10	Bernie Kosar (1983)	201

It's BEEN A WHILE

▶ Quarterback Jacory Harris entered the 2009 season snapping a streak of at least 16 years since a player from Miami-Dade County quarterbacked a University of Miami team. Hialeah High School's Ryan Collins started the last seven games of the 1993 season, but did not go into the season as the starter. Kary Baker was the last Miami-Dade County quarterback to enter the season as the starting quarterback. Baker, from Miami-Edison High School, was UM's starter in 1974 and also was Miami's first African-American quarterback.

MIAMI QUARTERBACKS SINCE 1974

Year	Quarterback	High School
2009	Jacory Harris	Miami
2008	Robert Marve	Tampa
2007	Kyle Wright	Danville, Calif.
2006	Kyle Wright	Danville, Calif.
2005	Kyle Wright	Danville, Calif.
2004	Brock Berlin	Shreveport, La.
2003	Brock Berlin	Shreveport, La.
2002	Ken Dorsey	Orinda, Calif.
2001	Ken Dorsey	Orinda, Calif.
2000	Ken Dorsey	Orinda, Calif.
1999	Ken Dorsey	Orinda, Calif.
1998	Scott Covington	Laguna Niguel, Calif.
1997	Ryan Clement	Denver, Colo.
1996	Ryan Clement	Denver, Colo.
1995	Ryan Clement	Denver, Colo.
1994	Frank Costa	Philadelphia, Pa.
1993	Frank Costa	Philadelphia, Pa.
	Ryan Collins	Pembroke Pines
1992	Gino Torretta	Pinole, Calif.
1991	Gino Torretta	Pinole, Calif.
1990	Craig Erickson	West Palm Beach
1989	Craig Erickson	West Palm Beach
1988	Steve Walsh	St. Paul, Minn.
1987	Steve Walsh	St. Paul, Minn.
1986	Vinny Testaverde	Elmont, N.Y.
1985	Vinny Testaverde	Elmont, N.Y.
1984	Bernie Kosar	Boardman, Ohio
1983	Bernie Kosar	Boardman, Ohio
1982	Mark Richt	Boca Raton
1981	Jim Kelly	East Brady, Pa.
1980	Jim Kelly	East Brady, Pa.
1979	Mike Rodrigue	Tallahassee
1978	Kenny McMillian	DeLand
1977	Kenny McMillian	DeLand
	E.J. Baker	Lakeland
1976	E.J. Baker	Lakeland
1975	E.J. Baker	Lakeland
1974	Kary Baker	Miami

Defensive DOMINANCE

▶ The University of Miami has always taken pride in its defense. From years of Randy Shannon as the defensive coordinator to now John Lovett, the 'Canes have spent most of the decade ranked among the nation's elite defensively.

Miami Defenses From 2001-2010

Year	Total	Rank	Scoring	Rank	Rushing	Rank	Passing	Rank
2010	252.00	8th	13.00	11th	120.33	43rd	131.67	8th
2009	329.62	29th	22.15	37th	122.31	32nd	207.31	43rd
2008	317.5	28th	24.15	56th	151.85	75th	165.62	7th
2007	345.9	33rd	26.0	52nd	133.8	40th	212.2	35th
2006	255.5	7th	15.5	13th	67.9	4th	187.9	40th
2005	270.1	4th	14.3	4th	117.9	23rd	152.2	1st
2004	328.1	28th	17.0	13th	155.0	67th	173.1	9th
2003	257.5	2nd	15.1	4th	114.0	21st	143.5	1st
2002	285.0	7th	19.1	22nd	165.3	72nd	119.7	1st
2001	270.9	6th	9.4	1st	132.7	40th	138.2	2nd

Cooper AT IT AGAIN

▶ Senior running back Graig Cooper is on pace to rank among the greatest yardage gainers in school history. Cooper currently ranks fifth in school history with 3,461 career all-purpose yards. He needs 933 yards to tie Santana Moss for the most all-purpose yards in school history.

TOP 10 SINGLE SEASON ALL-PURPOSE YARDS IN UM HISTORY

Rank	Player (Year)	Rush + Rec + Return	Yards
1	Santana Moss (97-00)	277 + 2546 + 1196	4,394
2	Ottis Anderson (75-78)	1,266 + 47 + 395	4,265
3	Edgerrin James (96-98)	2960 + 595 + 35	3,590
4	Eddie Dunn (36-38)	1778 + 32 + 1666	3,476
5	Graig Cooper (07-pr)	2240 + 387 + 845	3,461
6	Chuck Foreman (70-72)	1631 + 732 + 992	3,355
7	James Jackson (96-00)	2953 + 278	3,231
8	Tom Sullivan (69-71)	1,541 + 332 + 1132	3,005
9	Alonzo Highsmith (83-86)	1914 + 977 + 44	2,935
10	Mark Rush (79-82)	760 + 989 + 1,066	2,815

▶ Not only is Cooper among the all-time leaders in all-purpose yards, but he currently ranks fifth in school history with 2,228 career rushing yards.

MIAMI'S CURRENT TOP 10 CAREER RUSHING YARDAGE LEADERS

1.	Ottis Anderson	3,331
2.	Edgerrin James	2,960
3.	James Jackson	2,953
4.	Clinton Portis	2,523
5.	Graig Cooper	2,228

Miami-NOTRE DAME FOOTBALL SERIES SET

▶ The University of Miami and the University of Notre Dame have officially come to an agreement on the dates and sites of a future three-game football series between the schools.

▶ The series will open with a neutral site game at Soldier Field in Chicago on Saturday, Oct. 6, 2012. Game two of the series is scheduled for four years later, with the Hurricanes traveling to South Bend, Ind. to face the Fighting Irish on Saturday, Oct. 8, 2016 at Notre Dame Stadium. The final game of the contract will be played at Sun Life Stadium in Miami Gardens, Fla. on Saturday, Nov. 25, 2017.

▶ The last time the two teams met in Miami, the Hurricanes cruised to a 27-10 win over Notre Dame at the Orange Bowl in 1989. Three of Miami's wins over Notre Dame came during the regular season of the Hurricanes' 1983, 1987 and 1989 national championship years. Notre Dame leads the all-time series between the two schools, 15-7-1.

▶ Miami and Notre Dame recently made national headlines when it was announced the two programs would share the American Football Coaches Association's 2009 Academic Achievement Award, as both schools recorded a 100 percent graduation rate for members of its freshman football student-athlete class of 2002.

Hurricanes ON PRESEASON LISTS

► Several Hurricanes have been getting some preseason accolades. Here is a look at who on the UM roster has been named to a national preseason watch list:

JACORY HARRIS

Manning Quarterback Award Watch List
 Davey O'Brien Award Watch List

MATT BOSHER

Groza Award Watch List
 Preseason All-ACC Selection
 Lowes Senior CLASS Award Candidate

BRANDON HARRIS

Nagurski Trophy Watch List
 Preseason All-ACC Selection
 Thorpe Award Watch List

LEONARD HANKERSON

Biletnikoff Award Watch List

GRAIG COOPER

Paul Hornung Award Watch List

ALLEN BAILEY

Rotary Lombardi Award Watch List
 Nagurski Trophy Watch List

ORLANDO FRANKLIN

Outland Trophy Watch List

MARCUS FORSTON

Outland Trophy Watch List

COLIN MCCARTHY

Butkus Award Watch List

SEAN SPENCE

Butkus Award Watch List

Miami's SHANNON SIGNS NEW FOUR-YEAR CONTRACT

► University of Miami Director of Athletics Kirby Hocutt announced on May 12 that head football coach Randy Shannon has signed a new four-year contract.

"There's no other place I'd rather be than coaching Hurricanes football. I'm excited about the momentum we continue to build and our strong recruiting classes," said Coach Shannon. "We have dedicated student athletes and experienced and committed coaching staff, a strong athletic program and the University leadership's support -- all important components consistent with long term success."

► Shannon, 44, took over the Hurricanes' program in 2007 and has led Miami to two bowl game appearances in three seasons. After going 5-7 in his first season as a head coach, Shannon led the Hurricanes to a 7-6 record in 2008 with an appearance in the Emerald Bowl. In 2009, the Hurricanes had a breakout season winning three games against Top 25 opponents to start the season enroute to a 9-4 campaign and a third place finish in the Atlantic Coast Conference. Miami ended the season with an appearance in the Champs Sports Bowl.

"We are very proud of the positive steps our football program has taken under the leadership of Coach Shannon," said UM Director of Athletics Kirby Hocutt. "With a commitment to excellence in the classroom, in the community, and in competition, we are well on our way, once again, to the top of the college football world."

► Shannon has also had a tremendous impact on the football program off the field. The program was among those honored by the National Collegiate Athletic Association (NCAA) for its latest Academic Progress Report score (APR) released yesterday. It was recognized as having posted a multi-year APR score in the top 10 percent. Miami was the only Bowl Championship Subdivision (BCS) team among the 26 schools recognized that finished ranked in the final USA Today Coaches Poll and Associated Press poll after the 2009 season. UM and Duke were the only two Atlantic Coast Conference football programs recognized.

Hurricanes DOMINATE SUNSHINE STATE IN NEW MILLENIUM

► Miami has won 22-of-26 games against teams from the state of Florida since 2000, including a 9-2 mark outside of Miami. The 'Canes went 4-0 last season against the state, with road wins at FSU, UCF and USF.

► The only four losses against teams from the state of Florida since the turn of the century were season openers against Florida State in 2005 and 2006 and defeats at the hands of Florida and Florida State in 2008.

► Since 1985, the Hurricanes have won 35 of their last 47 games against Sunshine State opponents.

Miami's last 26 games against in-state opponents:

Miami 45, Florida A&M	Sept. 2, 2010	Sun Life Stadium
Miami 31, USF 10	Nov. 28, 2009	Raymond James Stadium
Miami 27, UCF 7	Oct. 17, 2009	Bright House Networks Stadium
Miami 48, Florida A&M 16	Oct. 10, 2009	Land Shark Stadium
Miami 38, Florida State 34	Sept. 7, 2009	Doak Campbell Stadium
Miami 20, UCF 14	Oct. 11, 2008	Dolphin Stadium
Florida State 41, Miami 39	Oct. 4, 2008	Dolphin Stadium
Florida 26, Miami 3	Sept. 6, 2008	Ben Hill Griffin Stadium
Miami 37, Florida State 29	Oct. 20, 2007	Doak Campbell Stadium
Miami 23, Florida International 9	Sept. 15, 2007	Orange Bowl
Miami 35, Florida International 0	Oct. 14, 2006	Orange Bowl
Miami 51, Florida A&M 10	Sept. 9, 2006	Orange Bowl
Florida State 13, Miami 10	Sept. 4, 2006	Orange Bowl
Miami 27, South Florida 7	Oct. 1, 2005	Orange Bowl
Florida State 10, Miami 7	Sept. 5, 2005	Doak Campbell Stadium
Miami 27, Florida 10	Dec. 31, 2004	Georgia Dome
Miami 16, Florida State 10 (OT)	Sept. 10, 2004	Orange Bowl
Miami 16, Florida State 14	Jan. 1, 2004	Pro Player Stadium
Miami 22, Florida State 14	Oct. 11, 2003	Doak Campbell Stadium
Miami 38, Florida 33	Sept. 6, 2003	Orange Bowl
Miami 28, Florida State 27	Oct. 12, 2002	Orange Bowl
Miami 41, Florida 16	Sept. 7, 2002	Ben Hill Griffin Stadium
Miami 63, Florida A&M 17	Aug. 31, 2002	Orange Bowl
Miami 49, Florida State 27	Oct. 13, 2001	Doak Campbell Stadium
Miami 37, Florida 20	Jan. 2, 2001	Louisiana Superdome
Miami 27, Florida State 24	Oct. 7, 2000	Orange Bowl

Best BEHAVIOR

▶ Through head coach Randy Shannon's first three seasons at the helm of the University of Miami football program, the statistics have shown a drastic change in the Hurricanes' discipline on the field. His first two seasons, the Hurricanes were close to even when it came to penalty differential. The last time the Hurricanes finished the season with fewer penalty yards than their opponents was 1994, when UM was penalized for 775 yards compared to 807 for its opponents.

PENALTY YARDAGE

YEAR	MIAMI	OPPONENTS	+/-
2010	182	113	+69
2009	703	581	+122
2008	605	537	+68
2007	622	611	+11
2006	805	507	+298
2005	841	626	+215
2004	736	584	+152
2003	1,027	766	+261
2002	1,055	517	+538
2001	944	687	+257
2000	887	609	+278
1999	783	544	+239
1998	822	670	+152
1997	820	661	+159
1996	675	384	+291
1995	739	722	+17
1994	775	807	-32

Hurricane GAMEDAY

- ▶ A brand new season of Hurricane Gameday kicked off in August on CSS. Hurricane Gameday has moved into a brand new studio with the longtime trio of Joe Zagacki, Don Bailey Jr. and head coach Randy Shannon.
- ▶ The show has undergone an overhaul, including a brand new set and graphics package... but the biggest change is the Unlimited Access fans will get to the Miami program. Throughout the 2010 season, Hurricane Gameday will run regular "Unlimited Access" features that will take fans behind the scenes with their favorite football team.
- ▶ In the season-opening show, fans heard Coach Shannon mic'd up at a scrimmage for the very first time. The exclusive access shows Shannon working with his beloved special teams units during the first scrimmage of training camp. We also sent the cameras with the team on a trip to the movies during one of the lighter moments in camp. Throughout the season, Hurricane Gameday will also bring fans exclusive footage in the weight room with Coach Andreu Swasey, in the locker room on gameday and much, much more.
- ▶ The CSS network covers 6.4 million homes in the Southeast, including Florida markets Miami, Ft. Lauderdale, West Palm Beach, Jacksonville, Sarasota, Tallahassee, Panama City and Lake County. CSS will air Hurricane Gameday on Thursdays and Saturdays throughout the season.
- ▶ Upcoming show airings are below.

Schedule

Show 4 - Clemson Preview

Thursday, Sept. 30 at 5:30 p.m.
 Saturday, Oct. 2 at 10:30 a.m.

Show 5 - Florida State Preview

Thursday, Oct. 7 at 5:30 p.m.
 Saturday, Oct. 9 at 10:30 a.m.

Spring GAME RECAP

- ▶ Travis Benjamin hauled in six catches for 171 yards and a touchdown and quarterbacks Stephen Morris and Spencer Whipple combined for 321 passing yards and three TDs as the Hurricanes defeated Miami, 58-53, in the University of Miami football team's annual spring game Saturday at Traz Powell Stadium in front of an estimated capacity crowd of 10,000.
- ▶ Team Hurricanes were comprised of the second and third team offenses and the first team, defense while Team Miami was comprised of the first team offense and second and third team defenses. The offenses earned six points for a touchdown, three points for a field goal, one point for an extra point, one point for crossing the 50-yard line and one point for every first down. The defenses earned one point for a three-and-out, two points for an interception, two points for a fumble recovery and six points for a touchdown.
- ▶ Morris completed 12-of-21 passes for 209 yards, two touchdowns and one interception. Whipple went 7-of-16 for 112 yards and one touchdown. A.J. Highsmith quarterbacked Miami and went 11-of-20 for 131 yards with three touchdowns and two interceptions.
- ▶ Kendal Thompkins caught a game-high eight passes for 84 yards and one touchdown for the Hurricanes. Leonard Hankerson had three receptions for 61 yards and two touchdowns.
- ▶ Linebacker Sean Spence led the Hurricanes with eight tackles. Vaughn Telemaque added six tackles for the Hurricanes. Brandon McGee had seven tackles and two pass breakups for Miami while safety Ray Ray Armstrong intercepted two passes.

Gino TORRETTA ENSHRINED IN COLLEGE FOOTBALL HOF

- ▶ Former University of Miami quarterback Gino Torretta was enshrined into the National Football Foundation (NFF) College Football Hall of Fame in South Bend, Ind. on July 17. Torretta is the sixth Hurricane to be selected for induction, as he joined former student-athletes Bennie Blades, (2006), Don Bosseler (1990) and Ted Hendricks (1987) along with coaches Andy Gustafson (1985) and Jack Harding (1980) in the Hall.
- ▶ Torretta, along with the 23 other inductees in this year's class, took part in two full days of activities in conjunction with the enshrinement, which was held Saturday night at the Century Center Convention Center.
- ▶ A key factor in many of Miami's national championship-contending teams, Torretta became one of the most decorated players in college football history, claiming unanimous First Team All-America honors, the Heisman Trophy, Davey O'Brien, Johnny Unitas Golden Arm, Maxwell and Walter Camp awards in 1992.

‘Canes AND THE LEAGUE

▶ More than 275 former Hurricanes have gone on to play in the NFL.
 ▶ 33 Hurricanes have been a part of a Super Bowl winning team and a total of 67 former Canes have played in a Super Bowl.
 ▶ Three Hurricanes - Jonathan Vilma, Jeremy Shockey and Glenn Sharpe -- were members of the Super Bowl XLIV Champion New Orleans Saints this past season.
 ▶ 41 former Hurricanes are currently with NFL teams as of September 15, 2010.

ARIZONA CARDINALS

Calais Campbell DL

ATLANTA FALCONS

Spencer Adkins LB

BUFFALO BILLS

Roscoe Parrish WR

BALTIMORE RAVENS

Tavares Gooden LB
 Ray Lewis LB
 Willis McGahee RB
 Ed Reed S

CAROLINA PANTHERS

Jon Beason LB

CHICAGO BEARS

Devin Hester WR/PR
 Greg Olsen TE

DALLAS COWBOYS

Leon Williams LB

DENVER BRONCOS

D.J. Williams LB

DETROIT LIONS

Jason Fox OT
 Randy Phillips S

GREEN BAY PACKERS

Sam Shields CB

HOUSTON TEXANS

Rashad Butler OL
 Andre Johnson WR
 Chris Myers OL
 Darryl Sharpton LB
 Eric Winston OL

INDIANAPOLIS COLTS

Reggie Wayne WR

MIAMI DOLPHINS

Vernon Carey OL

MINNESOTA VIKINGS

Bryant McKinnie OL

NEW ENGLAND PATRIOTS

Javarris James RB
 Brandon Meriweather S
 Vince Wilfork DL

NEW ORLEANS SAINTS

Jimmy Graham TE
 Jeremy Shockey TE
 Jonathan Vilma LB

NEW YORK GIANTS

Bruce Johnson DB
 Sinorice Moss (IR) WR
 Kenny Phillips S
 Antrel Rolle DB

PHILADELPHIA EAGLES

Antonio Dixon DL

SAN FRANCISCO 49ERS

Frank Gore RB

SEATTLE SEAHAWKS

Kelly Jennings DB

TAMPA BAY BUCCANEERS

Kellen Winslow TE

WASHINGTON REDSKINS

Phillip Buchanon CB
 Rocky McIntosh LB
 Santana Moss WR
 Clinton Portis RB

‘Canes IN THE PRO BOWL

▶ Eleven former University of Miami football players were named to the 2010 NFL Pro Bowl, easily the highest representation for any school in the nation. The list included:

CB	Antrel Rolle	Arizona Cardinals
WR	Andre Johnson	Houston Texans
WR	Reggie Wayne	Indianapolis Colts
RB	Clinton Portis	Washington Redskins
LB	Ray Lewis	Baltimore Ravens
LB	Jon Beason	Carolina Panthers
S	Ed Reed	Baltimore Ravens
RB	Frank Gore	San Francisco 49ers
S	Brandon Meriweather	New England Patriots
DT	Vince Wilfork	New England Patriots
OT	Bryant McKinnie	Minnesota Vikings

‘Canes IN THE NFL - WEEK 3

▶ Here are some of the top performances by Hurricanes from Week 3 of the NFL season:

Santana Moss – Washington Redskins WR

- Turned in another strong week with six catches for 124 yards and a touchdown vs. Rams

Frank Gore - San Francisco 49ers RB

- Had 145 total yards offensively with 43 rushing and 102 receiving in loss at K.C.

Devin Hester - Chicago Bears WR/PR

- Had three punt returns for 93 yards - including a 62-yard return for a touchdown

Jeremy Shockey - New Orleans Saints WR

- Had his best game of the year with eight catches for 78 yards and a touchdown

Brandon Meriweather - New England SS

- Recorded five combined tackles (2-3) and a interception in win over Buffalo

Jonathan Vilma - New Orleans Saints LB

- Recorded a combined 11 tackles (8-3) in overtime loss to Atlanta

Roscoe Parrish - Buffalo Bills WR

- Had a team-best five catches and game-high 83 yards receiving in loss to New England.

Kenny Phillips - New York Giants SS

- Had a team-high nine combined tackles (6 UA, 3 A) in loss to Tennessee

Jon Beason - Carolina Panthers LB

- Finished with nine combined tackles (5-4) in home loss to Cincinnati

Greg Olsen – Chicago Bears TE

- Had five catches for 64 yards and a touchdown in MNF win over Green Bay

Bryant McKinnie - Minnesota Vikings LT

- Anchored a line that blocked for Adrian Peterson's 160-yard, two-TD performance

Reggie Wayne - Indianapolis Colts WR

- Modest week for Wayne who caught four balls for 65 yards in win over Denver

Andre Johnson - Houston Texans WR

- Had four catches for a team-best 64 yards in loss to the Cowboys

Rocky McIntosh - Washington Redskins LB

- Had seven combined tackles - includin six solo stops - in loss to the Rams

Ray Lewis – Baltimore Ravens LB

- Recorded seven combined stops (3-4) in road win at Cleveland

2010 ALPHABETICAL ROSTER

No.	Name	Class	Pos.	Ht.	Wt.	Hometown/High School/College
26	Ray-Ray Armstrong	Soph.	DB	6-4	215	Sanford, Fla./Seminole HS
57	Allen Bailey	Sr.	DL	6-4	285	Sapelo, Ga./McIntosh County Academy
73	Jermaine Barton	Fr.	OL	6-7	283	Fort Lauderdale, Fla./St. Thomas Aquinas HS
3	Travis Benjamin	Jr.	WR	5-11	176	Belle Glade, Fla./Glades Central HS
20	Damien Berry	Sr.	RB	6-0	215	Belle Glade, Fla./Glades Central HS
25	Matt Boshier	Sr.	P/PK	6-0	205	Jupiter, Fla./Jupiter HS
76	Jeffrey Brown	Fr.	DL	6-3	275	Evanston, Ill./Evanston HS
45	Ramon Buchanan	Jr.	LB	6-1	220	Melbourne, Fla./Palm Bay HS
79	Malcolm Bunche	Fr.	OL	6-7	328	Newark, Del./Milford (N.Y.)/Newark HS
47	LaRon Byrd	Jr.	WR	6-4	215	Hahnville, La./Hahnville HS
94	Kelvin Cain	Fr.	LB	6-3	226	Clovis, Calif./Buchanan HS
43	John Calhoun	Jr.	FB	6-3	255	Micco, Fla./Sebastian River HS
37	Jared Campbell	Sr.	DB	6-0	205	Aurora, Colo./Overland HS
32	Lee Chambers	Jr.	DB	5-10	195	Coffeeville, Miss./Coffeeville HS
23	Eduardo Clements	Fr.	RB	5-9	190	Miami, Fla./Booker T. Washington HS
82	Asante Cleveland	Fr.	TE	6-5	245	Sacramento, Calif./Christian Brothers HS
2	Graig Cooper	Sr.	RB	6-0	205	Memphis, Tenn./Melrose/Milford Prep
39	Tyrone Cornileus	Fr.	LB	6-2	195	Stone Mountain, Ga./Stephenson HS
18	Devont'a Davis	Fr.	DB	6-1	175	Gainesville, Fla./Gainesville HS
49	Dyron Dye	R-Fr.	DL	6-5	255	Sanford, Fla./Seminole HS
70	Jonathan Feliciano	Fr.	OL	6-5	330	Davie, Fla./Western HS
61	Joel Figueroa	Sr.	OL	6-6	323	Miami, Fla./North Miami HS
9	Chase Ford	Jr.	TE	6-6	245	Corrigan, Texas/Kilgore JC/Corrigan-Camden
99	Marcus Forston	Soph.	DL	6-3	305	Miami, Fla./Northwestern HS
74	Orlando Franklin	Sr.	OL	6-7	312	Delray Beach, Fla./Atlantic HS
58	Jordan Futch	Jr.	LB	6-3	240	Hollywood, Fla./Chaminade Madonna College Prep
59	James Gaines	Fr.	LB	6-3	205	Getzville, N.Y./Canisius HS
28	Nathan Gholston	Soph.	DB	5-7	180	Westland, Mich./Plymouth HS
69	Sean Goldstein	Soph.	LB	6-0	225	Dresher, Pa./Chestnut Hill Academy
84	Richard Gordon	Sr.	TE	6-4	265	Miami, Fla./Norland/Milford Prep (N.Y.)
51	Shayon Green	R-Fr.	LB	6-3	230	Tifton, Ga./Tifton County HS
66	Harland Gunn	Jr.	OL	6-2	315	Omaha, Neb./Central HS
33	Maurice Hagens	Fr.	RB	5-11	232	Riverview, Fla./Tampa Bay Tech HS
19	Darion Hall	Fr.	RB	5-11	190	Naples, Fla./Lely HS
85	Leonard Hankerson	Sr.	WR	6-3	205	Fort Lauderdale, Fla./St. Thomas Aquinas HS
1	Brandon Harris	Jr.	DB	5-11	195	Miami, Fla./Booker T. Washington HS
12	Jacory Harris	Jr.	QB	6-4	200	Miami, Fla./Northwestern HS
77	Seantrel Henderson	Fr.	OL	6-8	355	St. Paul, Minn./Cretin-Hall Derham HS
11	Alonzo Highsmith	Soph.	QB	6-0	195	Missouri City, Texas/Hightower HS
13	Ryan Hill	Sr.	DB	6-0	205	Tallahassee, Fla./Rickards HS
30	Patrick Hill	Sr.	FB	5-9	255	Torrance, Calif./Fairfax HS (Calif.)/EI Camino
63	Tyler Horn	Jr.	OL	6-4	295	Memphis, Tenn./University HS
92	Josh Holmes	Sr.	DL	6-0	280	San Diego, Calif./Point Loma HS
34	C.J. Holton	Soph.	LB	6-1	230	Crawfordville, Fla./Wakulla HS
80	Allen Hurns	Fr.	WR	6-3	180	Miami, Fla./Carol City HS
60	Chris Ivory	Jr.	LS	6-2	228	Bellevue, Fla./Bellevue HS
5	Mike James	Soph.	RB	6-0	217	Haines City, Fla./Ridge Community HS
4	Aldarius Johnson	Jr.	WR	6-3	200	Miami, Fla./Northwestern HS
81	Davon Johnson	Soph.	WR	6-0	185	Miami, Fla./Booker T. Washington HS

No.	Name	Class	Pos.	Ht.	Wt.	Hometown/High School/College
78	Jermaine Johnson	R-Fr.	OL	6-6	330	Fort Lauderdale, Fla./Hargrave Military Academy
24	Storm Johnson	Fr.	RB	6-0	218	Loganville, Ga./Loganville HS
55	Ben Jones	Soph.	OL	6-5	300	Miami, Fla./Northwestern HS
98	Jeremy Lewis	Jr.	DL	6-4	310	West Palm Beach, Fla./Palm Beach Lakes
65	Brandon Linder	Fr.	OL	6-6	300	Southwest Ranches, Fla./St. Thomas Aquinas
44	Colin McCarthy	Sr.	LB	6-2	240	Birdsboro, Pa./Clearwater (Fla.) Central Catholic
62	Shane McDermott	Fr.	OL	6-4	280	Lake Worth, Fla./Palm Beach Central HS
21	Brandon McGee	Soph.	DB	6-0	180	Plantation, Fla./Plantation HS
6	Lamar Miller	R-Fr.	RB	5-11	210	Miami, Fla./Killian HS
17	Stephen Morris	Fr.	QB	6-2	183	Miami, Fla./Monsignor Pace HS
38	Cory Nelms	Sr.	DB	6-0	195	Neptune, N.J./Neptune HS
52	Kevin Nelson	Fr.	LB	6-0	213	Gainesville, Fla./Gainesville HS
29	JoJo Nicolas	Jr.	DB	6-1	205	Homestead, Fla./Homestead Senior HS
97	Adewale Ojomo	Jr.	DL	6-4	260	Hialeah, Fla./Hialeah HS
53	Levi Paalua	Soph.	LB	6-2	225	Laie, Hawaii/Kahuku HS
27	Keion Payne	Fr.	DB	5-10	177	Fort Lauderdale, Fla./St. Thomas Aquinas HS
96	Curtis Porter	Soph.	DL	6-1	315	Charlotte, N.C./Victory Christian HS
54	Micanor Regis	Jr.	DL	6-3	305	Pahokee, Fla./Pahokee HS
15	Jamal Reid	R-Fr.	DB	6-1	190	Mayo, Fla./Lafayette HS
36	Kylan Robinson	Sr.	LB	6-1	235	Anchorage, Alaska/Tampa Chamberlain HS
93	Luther Robinson	R-Fr.	DL	6-3	295	Fort Pierce, Fla./Westwood HS
56	Marcus Robinson	Jr.	DL	6-1	240	Homestead, Fla./Homestead HS
22	Kacy Rodgers	Fr.	DB	6-2	195	Southlake, Texas/Southlake Carroll HS
88	Billy Sanders	R-Fr.	TE	6-4	248	Phoenix, Ariz./Brophy College Prep
48	Andrew Smith	Jr.	DL	6-3	245	Coconut Creek, Fla./Monarch HS
31	Sean Spence	Jr.	LB	6-0	220	Miami, Fla./Northwestern HS
86	Tommy Streeter	Soph.	WR	6-5	210	Miami, Fla./Northwestern HS
87	Andrew Tallman	Fr.	TE	6-5	245	Carthage, N.Y./Boston College HS
7	Vaughn Telemaque	Soph.	DB	6-2	207	Long Beach, Calif./Long Beach Poly HS
83	Kendal Thompkins	Soph.	WR	5-10	182	Miami, Fla./Northwestern HS
8	DeMarcus Van Dyke	Sr.	DB	6-1	185	Miami, Fla./Pace HS
35	Olivier Vernon	Soph.	DL	6-4	250	Miami, Fla./American HS
46	Clive Walford	Fr.	TE	6-5	235	Belle Glade, Fla./Glades Central HS
72	Brandon Washington	Soph.	OL	6-4	330	Miami, Fla./Milford (N.Y.) Academy
75	Jared Wheeler	R-Fr.	OL	6-5	315	Miami, Fla./American Heritage HS
16	Spencer Whipple	Jr.	QB	6-2	210	Miami, Fla./Pine Richland (Pa.) HS/UMass
71	Cory White	R-Fr.	OL	6-6	270	Orange Park, Fla./Fleming Island HS
40	Jake Wieclaw	Soph.	K	6-2	200	New Lenox, Ill./Lincoln Way Central HS
41	Travis Williams	Fr.	LB	6-3	202	Norfolk, Va./Lake Taylor HS

Additional Walk-Ons

Latwan Anderson	Fr.	DB	5-10	170	Cleveland, Ohio/Glenville Academy
Ben Bruneau	Soph.	WR	6-2	210	Opa-Locka, Fla./UCLA/Monsignor Pace HS
Akil Craig	Soph.	LB	6-1	200	Tampa, Fla./Jesuit HS
Cameron Dean	Fr.	K/P	6-3	245	Gulfstream, Fla./Saint Andrew's School
Ben Hopfinger	Fr.	K	6-0	188	Plantation, Fla./St. Thomas Aquinas HS
Erik Lichter	Soph.	LB	6-0	225	Coconut Grove, Fla./Northeastern/Gulliver Prep
Eduardo Lopez	Fr.	OL	6-1	315	Miami, Fla./Southwest Miami HS
Shawn O'Dare	Soph.	WR	5-10	185	Vero Beach, Fla./Vero Beach HS
David Thompson	R-Fr.	FB	5-10	250	Miami, Fla./Coral Reef HS

PRONUNCIATION GUIDE

Matt Boshier	BOSH-er
Ben Bruneau	Broo-NO
Ramon Buchanan	ray-mon
LaRon Byrd	luh-RON
Jared Campbell	JAIR-ed
Asante Cleveland	AH-sohn-tay
Graig Cooper	GREG
Akil Craig	A-KEEL
Devont'a Davis	dah-VON-tay
Dyron Dye	DYE-ron
Jonathan Feliciano	FAH-lee-see-ah-no
Joel Figueroa	Jo-el fig-er-OH-uh

Shayon Green	SHAY-on
Davon Johnson	duh-VON
Erik Lichter	LICK-ter
JoJo Nicholas	NICK-o-less
Adewale Ojomo	ad-uh-WALL-ee o-JO-mo
Levi Paalua	PAH-ah-lu-ah
Keion Payne	KEY-ahn
Micanor Regis	muh-connor REE-gis
Kylan Robinson	KIE-lin
Vaughn Telemaque	TELL-uh-mack
Olivier Vernon	OH-liv-ee-ay
Jake Wieclaw	WHY-claw

2010 NUMERICAL ROSTER

No.	Name	Class	Pos.	Ht.	Wt.	Hometown/High School/College
1	Brandon Harris	Jr.	DB	5-11	195	Miami, Fla./Booker T. Washington HS
2	Graig Cooper	Sr.	RB	6-0	205	Memphis, Tenn./Melrose HS/Milford Prep
3	Travis Benjamin	Jr.	WR	5-11	176	Belle Glade, Fla./Glades Central HS
4	Aldarius Johnson	Jr.	WR	6-3	200	Miami, Fla./Northwestern HS
5	Mike James	Soph.	RB	6-0	217	Haines City, Fla./Ridge Community HS
6	Lamar Miller	R-Fr.	RB	5-11	210	Miami, Fla./Killian HS
7	Vaughn Telemaque	Soph.	DB	6-2	207	Long Beach, Calif./Long Beach Poly HS
8	DeMarcus Van Dyke	Sr.	DB	6-1	185	Miami, Fla./Pace HS
9	Chase Ford	Jr.	TE	6-6	245	Corrigan, Texas/Kilgore JC/Corrigan-Camden
11	Alonzo Highsmith	Soph.	QB	6-0	295	Missouri City, Texas/Hightower HS
12	Jacory Harris	Jr.	QB	6-4	200	Miami, Fla./Northwestern HS
13	Ryan Hill	Sr.	DB	6-0	205	Tallahassee, Fla./Rickards HS
15	Jamal Reid	R-Fr.	DB	6-1	190	Mayo, Fla./Lafayette HS
16	Spencer Whipple	Jr.	QB	6-2	210	Miami, Fla./Pine Richland (Pa.) HS/UMass
17	Stephen Morris	Fr.	QB	6-2	183	Miami, Fla./Monsignor Pace HS
18	Devont'a Davis	Fr.	DB	6-1	175	Gainesville, Fla./Gainesville HS
19	Darion Hall	Fr.	RB	5-11	190	Naples, Fla./Lely HS
20	Damien Berry	Sr.	RB	6-0	215	Belle Glade, Fla./Glades Central HS
21	Brandon McGee	Soph.	DB	6-0	180	Plantation, Fla./Plantation HS
22	Kacy Rodgers	Fr.	DB	6-2	195	Southlake, Texas/Southlake Carroll HS
23	Eduardo Clements	Fr.	RB	5-9	190	Miami, Fla./Booker T. Washington HS
24	Storm Johnson	Fr.	RB	6-0	218	Loganville, Ga./Loganville HS
25	Matt Boshier	Sr.	P/PK	6-0	205	Jupiter, Fla./Jupiter HS
26	Ray-Ray Armstrong	Soph.	DB	6-4	215	Sanford, Fla./Seminole HS
27	Keion Payne	Fr.	DB	5-10	177	Fort Lauderdale, Fla./St. Thomas Aquinas
28	Nathan Gholston	Soph.	DB	5-7	180	Westland, Mich./Plymouth HS
29	JoJo Nicolas	Jr.	DB	6-1	205	Homestead, Fla./Homestead Senior HS
30	Patrick Hill	Sr.	FB	5-9	255	Torrance, Calif./Fairfax HS (Calif.)El Camino C.C.
31	Sean Spence	Jr.	LB	6-0	220	Miami, Fla./Northwestern HS
32	Lee Chambers	Jr.	RB	5-10	195	Coffeeville, Miss./Coffeeville HS
33	Maurice Hagens	Fr.	RB	5-11	232	Riverview, Fla./Tampa Bay Tech HS
34	C.J. Holton	Soph.	LB	6-1	230	Crawfordville, Fla./Wakulla HS
35	Olivier Vernon	Soph.	DL	6-4	250	Miami, Fla./American HS
36	Kylan Robinson	Sr.	LB	6-1	235	Anchorage, Alaska/Tampa Chamberlain HS
37	Jared Campbell	Sr.	DB	6-0	205	Aurora, Colo./Overland HS
38	Cory Nelms	Sr.	DB	6-0	195	Neptune, N.J./Neptune HS
39	Tyrone Cornileus	Fr.	LB	6-2	195	Stone Mountain, Ga./Stephenson HS
40	Jake Wieclaw	Soph.	K	6-2	200	New Lenox, Ill./Lincoln Way Central HS
43	John Calhoun	Jr.	FB	6-3	255	Micco, Fla./Sebastian River HS
44	Colin McCarthy	Sr.	LB	6-2	240	Birdsboro, Pa./Clearwater (Fla.) Central Catholic
45	Ramon Buchanan	Jr.	LB	6-1	220	Melbourne, Fla./Palm Bay HS
46	Clive Walford	Fr.	TE	6-5	235	Belle Glade, Fla./Glades Central HS
47	LaRon Byrd	Jr.	WR	6-4	215	Hahnville, La./Hahnville HS
48	Andrew Smith	Jr.	DL	6-3	245	Coconut Creek, Fla./Monarch HS
49	Dyron Dye	R-Fr.	DL	6-5	255	Sanford, Fla./Seminole HS
51	Shayon Green	R-Fr.	LB	6-3	230	Tifton, Ga./Tifton County HS
52	Kevin Nelson	Fr.	LB	6-0	213	Gainesville, Fla./Gainesville HS
53	Levi Paalua	Soph.	LB	6-2	225	Laie, Hawaii/Kahuku HS
54	Micanor Regis	Jr.	DL	6-3	305	Pahokee, Fla./Pahokee HS
55	Ben Jones	Soph.	OL	6-5	300	Miami, Fla./Northwestern HS
56	Marcus Robinson	Jr.	DL	6-1	240	Homestead, Fla./Homestead HS

No.	Name	Class	Pos.	Ht.	Wt.	Hometown/High School/College
57	Allen Bailey	Sr.	DL	6-4	285	Sapelo, Ga./McIntosh County Academy
58	Jordan Futch	Jr.	LB	6-3	240	Hollywood, Fla./Chaminade Madonna
59	James Gaines	Fr.	LB	6-3	205	Getzville, N.Y./Canisius HS
60	Chris Ivory	Jr.	LS	6-2	228	Bellevue, Fla./Bellevue HS
61	Joel Figueroa	Sr.	OL	6-6	323	Miami, Fla./North Miami HS
62	Shane McDermott	Fr.	OL	6-4	280	Lake Worth, Fla./Palm Beach Central HS
63	Tyler Horn	Jr.	OL	6-4	295	Memphis, Tenn./University HS
65	Brandon Linder	Fr.	OL	6-6	300	Southwest Ranches, Fla./St. Thomas Aquinas
66	Harland Gunn	Jr.	OL	6-2	315	Omaha, Neb./Central HS
69	Sean Goldstein	Soph.	LB	6-0	225	Dresher, Pa./Chestnut Hill Academy
70	Jonathan Feliciano	Fr.	OL	6-5	330	Davie, Fla./Western HS
71	Cory White	R-Fr.	OL	6-6	270	Orange Park, Fla./Fleming Island HS
72	Brandon Washington	Soph.	OL	6-4	330	Miami, Fla./Milford (N.Y.) Academy
73	Jermaine Barton	Fr.	OL	6-7	283	Fort Lauderdale, Fla./St. Thomas Aquinas
74	Orlando Franklin	Sr.	OL	6-7	312	Delray Beach, Fla./Atlantic HS
75	Jared Wheeler	R-Fr.	OL	6-5	315	Miami, Fla./American Heritage HS
76	Jeffrey Brown	Fr.	DL	6-3	275	Evanston, Ill./Evanston HS
77	Seantrel Henderson	Fr.	OL	6-8	355	St. Paul, Minn./Cretin-Hall Derham HS
78	Jermaine Johnson	R-Fr.	OL	6-6	330	Fort Lauderdale, Fla./Hargrave Military
79	Malcolm Bunche	Fr.	OL	6-7	328	Newark, Del./Milford (N.Y.)/Newark HS
80	Allen Hurns	Fr.	WR	6-3	180	Miami, Fla./Carol City HS
81	Davon Johnson	Soph.	WR	6-0	185	Miami, Fla./Booker T. Washington HS
82	Asante Cleveland	Fr.	TE	6-5	245	Sacramento, Calif./Christian Brothers HS
83	Kendal Thompkins	Soph.	WR	5-10	182	Miami, Fla./Northwestern HS
84	Richard Gordon	Sr.	TE	6-4	265	Miami, Fla./Norland/Milford Prep (N.Y.)
85	Leonard Hankerson	Sr.	WR	6-3	205	Fort Lauderdale, Fla./St. Thomas Aquinas
86	Tommy Streeeter	Soph.	WR	6-5	210	Miami, Fla./Northwestern HS
87	Andrew Tallman	Fr.	TE	6-5	245	Carthage, N.Y./Boston College HS
88	Billy Sanders	R-Fr.	TE	6-4	248	Phoenix, Ariz./Brophy College Preparatory
91	Travis Williams	Fr.	LB	6-3	202	Norfolk, Va./Lake Taylor HS
92	Josh Holmes	Sr.	DL	6-0	280	San Diego, Calif./Point Loma HS
93	Luther Robinson	R-Fr.	DL	6-3	295	Fort Pierce, Fla./Westwood HS
94	Kelvin Cain	Fr.	LB	6-3	226	Clovis, Calif./Buchanan HS
95	David Perry	Fr.	DL	6-7	230	Pembroke Pines, Fla./University School
96	Curtis Porter	Soph.	DL	6-1	315	Charlotte, N.C./Victory Christian HS
97	Adewale Ojomo	Jr.	DL	6-4	260	Hialeah, Fla./Hialeah HS
98	Jeremy Lewis	Jr.	DL	6-4	310	West Palm Beach, Fla./Palm Beach Lakes
99	Marcus Forston	Soph.	DL	6-3	305	Miami, Fla./Northwestern HS

Additional Walk-Ons

Latwan Anderson	Fr.	DB	5-10	170	Cleveland, Ohio/Glenville Academy
Ben Bruneau	Soph.	WR	6-2	210	Opa-Locka, Fla./UCLA/Monsignor Pace HS
Akil Craig	Soph.	LB	6-1	200	Tampa, Fla./Jesuit HS
Cameron Dean	Fr.	K/P	6-3	245	Gulfstream, Fla./Saint Andrew's School
Ben Hopfinger	Fr.	K	6-0	188	Plantation, Fla./St. Thomas Aquinas HS
Erik Lichter	Soph.	LB	6-0	225	Coconut Grove, Fla./Northeastern/Gulliver Prep
Eduardo Lopez	Fr.	OL	6-1	315	Miami, Fla./Southwest Miami HS
Shawn O'Dare	Soph.	WR	5-10	185	Vero Beach, Fla./Vero Beach HS
David Thompson	R-Fr.	FB	5-10	250	Miami, Fla./Coral Reef HS

DEPTH CHART

OFFENSE

WR	3	Travis Benjamin (5-11, 176, Jr.)
	<i>or</i> 47	LaRon Byrd (6-4, 215, Jr.)
LT	74	Orlando Franklin (6-7, 312, Sr.)
	55	Ben Jones (6-5, 300, Soph.)
	71	Cory White (6-6, 270, R-Fr.)
LG	66	Harland Gunn (6-2, 315, Jr.)
	75	Jared Wheeler (6-5, 315, R-Fr.)
C	63	Tyler Horn (6-4, 295, Jr.)
	65	Brandon Linder (6-6, 300, Fr.)
RG	72	Brandon Washington (6-4, 330, Soph.)
	79	Malcolm Bunche (6-7, 328, Fr.)
RT	61	Joel Figueroa (6-6, 323, Sr.)
	78	Jermaine Johnson (6-6, 330, R-Fr.)
	77	Seanrel Henderson (6-8, 355, Fr.)
TE	84	Richard Gordon (6-4, 265, Sr.)
	9	Chase Ford (6-6, 245, Jr.)
	82	Asante Cleveland (6-5, 245, Fr.)
	88	Billy Sanders (6-4, 248, R-Fr.)
WR	85	Leonard Hankerson (6-3, 205, Sr.)
	<i>or</i> 4	Aldarius Johnson (6-3, 200, Jr.)
QB	12	Jacory Harris (6-4, 200, Jr.)
	11	Alonzo Highsmith (6-0, 195, Soph.)
	16	Spencer Whipple (6-2, 210, Jr.)
HB	20	Damien Berry (6-0, 215, Sr.)
	5	Mike James (6-0, 217, Soph.)
FB	30	Patrick Hill (5-9, 255, Sr.)
	33	Maurice Hagens (5-11, 232, Fr.)

DEFENSE

LE	57	Allen Bailey (6-4, 285, Sr.)
	56	Marcus Robinson (6-1, 240, Jr.)
	49	Dyron Dye (6-5, 255, R-Fr.)
LT	92	Josh Holmes (6-0, 280, Sr.)
	93	Luther Robinson (6-3, 295, R-Fr.)
RT	54	Micanor Regis (6-3, 305, Jr.)
	99	Marcus Forston (6-3, 305, R-Soph.)
RE	35	Olivier Vernon (6-4, 250, Soph.)
	<i>or</i> 97	Adewale Ojomo (6-4, 260, Jr.)
	<i>or</i> 48	Andrew Smith (6-3, 245, Jr.)
SLB	45	Ramon Buchanan (6-1, 220, Jr.)
	<i>or</i> 36	Kylan Robinson (6-1, 235, Sr.)
MLB	44	Colin McCarthy (6-2, 240, Sr.)
	94	Kelvin Cain (6-3, 226, Fr.)
WLB	31	Sean Spence (6-0, 220, Jr.)
	58	Jordan Futch (6-3, 240, Jr.)
	<i>or</i> 59	James Gaines (6-3, 205, Fr.)
LCB	13	Ryan Hill (6-0, 205, Sr.)
	8	DeMarcus Van Dyke (6-1, 185, Sr.)
RCB	1	Brandon Harris (5-11, 195, Jr.)
	21	Brandon McGee (6-0, 180, Soph.)
SS	29	JoJo Nicolas (6-1, 205, R-Jr.)
	26	Ray Armstrong (6-4, 215, Soph.)
FS	7	Vaughn Telemaque (6-2, 207, Soph.)
	22	Kacy Rodgers (6-2, 195, Fr.)
	<i>or</i> 37	Jared Campbell (6-0, 205, Sr.)

SPECIAL TEAMS

PK	25	Matt Boshier (6-0, 205, Sr.)
	40	Jake Wieclaw (6-2, 198, Soph.)
KO	25	Matt Boshier (6-0, 205, Sr.)
	40	Jake Wieclaw (6-2, 198, Soph.)
P	25	Matt Boshier (6-0, 205, Sr.)
	40	Jake Wieclaw (6-2, 198, Soph.)
H	16	Spencer Whipple (6-2, 210, Jr.)
LS	60	Chris Ivory (6-2, 227, Jr.)
	88	Billy Sanders (6-4, 248, R-Fr.)

PR	3	Travis Benjamin (5-11, 176, Jr.)
	6	Lamar Miller (6-0, 217, Soph.)
	2	Graig Cooper (6-0, 205, Sr.)
KOR	6	Lamar Miller (6-0, 217, Soph.)
	5	Mike James (6-0, 217, Soph.)
KOR	23	Eduardo Clements (5-9, 190, Fr.)
	1	Brandon Harris (5-11, 195, Jr.)

LAST TIME IT HAPPENED

Kickoff Return For TD	By Hurricane: Lamar Miller at Ohio State, 9/11/10, 88 yards, OSU 36-24
	By Opponent: C.J. Spiller, Clemson, 10/24/09, 90 yards, Clemson 40-37 (OT)
Punt Return For TD	By Hurricane: Travis Benjamin at Ohio State, 9/11/10, 79 yards, OSU 36-24
	By Opponent: Ricky Hall, Virginia Tech, 11/13/99, 64 yards, VT 43-10
Blocked Punt Return For TD	By Hurricane: Quadtrine Hill vs. North Carolina, 10/29/05, recovered in end zone, blocked by Quadtrine Hill, UM 34-16
	By Opponent: Bill Schautz, Virginia, 11/07/09, 20 yard return, blocked by Trey Womack, UM 52-17
Interception Return For TD	By Hurricane: Darryl Sharpton vs. Duke, 11/21/09, 73 yards, UM 34-16
	By Opponent: Kendric Burney, North Carolina, 11/14/09, 77 yards, UNC 33-24
Fumble Return For TD	By Hurricane: Marcus Robinson vs. Clemson, 9/20/08, 10/24/09, 53 yards, Clemson 40-37 OT
	By Opponent: Chris Cook, Virginia, 11/10/07, 44 yards, VA 48-0
Safety Recorded	By Hurricanes: vs. Georgia Tech, 9/17/09, Bad snap, Chandler Anderson kicks ball out of end zone, UM 33-17
	By Opponent: at Florida, 9/6/08, Matt Boshier punt blocked out of the endzone, UF 26-3
Shutout at Home	By Hurricanes: vs. Florida A&M, 9/2/10, UM 45-0
	By Opponent: vs. Virginia, 11/10/07, VA 48-0
Shutout On Road	By Hurricanes: at Syracuse, 11/18/00, UM 26-0
	By Opponent: at Florida State, 10/4/97, FSU 47-0
Blocked Punt	By Hurricane: Richard Gordon vs. UCF, 10/11/08, UM 20-14
	By Opponent: Trey Womack, Virginia, 11/08/09, UM 52-17
Blocked Field Goal	By Hurricane: Thomas Carroll vs. Florida, 12/31/04, UM 27-10
	By Opponent: Devon Torrence, Ohio State, blocked 39-yard attempt, 9/11/10, OSU 36-24
Missed Extra Point	By Hurricanes: Francesco Zampogna at North Carolina, 10/6/07, NC 33-27
	By Opponent: Dustin Hopkins, FSU, 9/7/09, UM 38-34
100-Yard Rushing-Game	By Hurricane: Graig Cooper vs. Virginia, 152 yards, 18 carries, 11/07/09, UM 52-17
	By Opponent: Ryan Williams, Virginia Tech, 150 yards, 34 carries, 9/26/09, VT 31-7
200-Yard Rushing-Game	By Hurricane: Willis McGahee vs. Virginia Tech, 205 yards, 39 carries, 12/7/02, UM 56-45
	By Opponent: Tashard Choice, Georgia Tech, 204 yards, 37 carries, 10/13/07, GT 17-14
300-Yard Passing-Game	By Hurricane: Jacory Harris vs. Duke, 348 yards, 11/21/09, 25 of 43, UM 34-16
	By Opponent: Riley Skinner, Wake Forest, 10/31/09, 349 yards, 29 of 43, UM 28-27
400-Yard Passing-Game	By Hurricane: Ken Dorsey at West Virginia, 10/26/02, 422 yards, 22 of 36, UM 40-23
	By Opponent: Luke McCown, Louisiana Tech, 10/28/00, 418 yards, 42 of 72, UM 42-31
500-Yard Passing-Game	By Hurricane: None
	By Opponent: Cade McNown, UCLA, 12/5/98, 513 yards, 26 of 35, UM 49-45
100-199 Yard Receiving-Game	By Hurricane: Leonard Hankerson vs. Florida A&M, 9/2/10, 115 yards, 6 receptions, UM 45-0
	By Opponent: C.J. Spiller, Clemson, 10/24/09, 104 yards, 6 receptions, Clemson 40-37 OT
200+Yard Receiving-Game	By Hurricane: Wesley Carroll vs. California, 9/15/90, 208 yards, 11 receptions, UM 52-24
	By Opponent: Gerard Phelan, Boston College, 11/23/84, 226 yards, 11 receptions, BC 47-45
60-69 Yard Punt	By Hurricane: Matt Boshier at Pittsburgh, 9/23/10, 60 yards, UM 31-3
	By Opponent: Durant Brooks, Georgia Tech, 10/28/06, 63 yards, GT 30-23
70+Yard Punt	By Hurricane: Matt Boshier at Duke, 10/18/08, 76 yards, UM 49-31
	By Opponent: Ben Arndt, Georgia Tech, 11/19/05, 78 yards, GT 14-10
50+Yard Field Goal	By Hurricane: Matt Boshier at Ohio State, 9/11/10, 51 yards, OSU 36-24
	By Opponent: Dustin Hopkins, Florida State, 9/7/09, 52 yards, FSU 38-34
Four Field Goals-Game	By Hurricane: Jon Peattie vs. West Virginia, 10/2/03, (22, 32, 43, 30, 23), UM 22-20
	By Opponent: Casey Barth, UNC, 11/14/09 (22, 42, 32, 33), NC 33-27
Five Field Goals-Game	By Hurricane: Jon Peattie vs. West Virginia, 10/2/03, (22, 32, 43, 30, 23), UM 22-20
	By Opponent: Devin Barclay, Ohio State, 9/11/10 (24, 41, 21, 24, 24), OSU 36-24
Three TDs-Game	By Hurricane: Jacory Harris vs. Florida A&M, 9/2/10 (19 pass, 40 pass, 32 pass), UM 45-0
	By Opponent: Kyle Parker, Clemson, 10/24/09 (15 pass, 56 pass, 26 pass), Clemson 40-37 OT
Three Rushing TDs-Game	By Hurricane: Tyrone Moss vs. North Carolina, 10/29/05 (1 run, 1 run, 4 run, 15 run), UM 34-16
	By Opponent: Reggie Merriweather, Clemson, 11/6/04 (27, 1, 2), Clemson (24-17 (OT)
Four Rushing TDs-Game	By Hurricane: Tyrone Moss vs. North Carolina, 10/29/05 (1 run, 1 run, 4 run, 15 run), UM 34-16
	By Opponent: Antone Smith, Florida State, 2008, (19, 2, 5, 20), FSU 41-39
Three Passing TDs-Game	By Hurricane: Jacory Harris vs. Florida A&M, 9/2/10 (19 pass, 40 pass, 32 pass), UM 45-0
	By Opponent: Kyle Parker, Clemson, 10/24/09 (15 pass, 56 pass, 26 pass), Clemson 40-37 OT
Five Passing TDs-Game	By Hurricane: (5) Kyle Wright at Wake Forest, 11/12/05, (64, 11, 15, 76, 10), UM 47-17
	(4) Jacory Harris at Duke, 10/18/08, (9, 6, 25, 10), UM 49-31
	By Opponent: (5) Cade McNown, UCLA, 12/5/98, (77, 7, 14, 61, 59), UM 49-45 and (5) Sam Bradford, Oklahoma, 9/8/07 (23, 24, 6, 30, 9), OU 51-13
Three Receiving TDs-Game	By Hurricane: Santana Moss at Rutgers, 10/3/98, (12, 28, 71), UM 53-17
	By Opponent: Malcolm Kelly, Oklahoma, 9/8/07 (23 pass, 24 pass, 30 pass), OU 51-13




U

57

ALLEN BAILEY

Defensive Line
6-4, 285, Senior-3L
Sapelo, Ga.
McIntosh County Academy



**PRESEASON ALL-AMERICA
NAGURSKI TROPHY WATCH LIST
TED HENDRICKS AWARD CANDIDATE
LOMBARDI AWARD CANDIDATE
2009 ALL-ACC FIRST TEAM**

- ▶ Started all three of Miami's games at defensive end; Has also played DT.
- ▶ Sixth on the team with 12 total tackles
- ▶ Has 3.0 tackles for a loss and one sack
- ▶ Recorded a career-high six tackles at Ohio State (2 - solo, 4 - assists)

RECAPPING 2009 (JUNIOR)

- ▶ Led the 'Canes in sacks (7.0) and tackles for a loss (11.0)
- ▶ Played both defensive tackle and defensive end during the season
- ▶ Led all UM defensive linemen with 34 total tackles on the year
- ▶ Ranked fourth in the ACC in sacks per game (0.58) and tied for seventh in tackles for a loss per game (0.92)
- ▶ Named First Team All-ACC at defensive tackle by the Atlantic Coast Sports Media Association, Rivals.com and Phil Steele
- ▶ Was awarded the Strength Training Athlete of the Year at the team's annual awards banquet on Dec. 6
- ▶ Recorded a career-high tying two sacks in back-to-back games vs. Clemson and at Wake Forest
- ▶ Also set career-highs for total tackles (5 at Wake Forest and at USF) and tackles for a loss (3.0 vs. Clemson and at Wake Forest)
- ▶ Forced fumbles versus Oklahoma and Clemson
- ▶ His forced fumble versus Clemson was returned by teammate Marcus Robinson for a 53-yard touchdown
- ▶ Over the final six games of the regular season, tallied 19 total tackles, 7.5 tackles for a loss, four sacks and a forced fumble
- ▶ Started 10 of his 13 games played

Big BAILEY INSIDE

- ▶ One of the most versatile defenders in the country, senior Allen Bailey is coming off his best season in which he recorded a team-high seven sacks and 11 tackles for a loss.
- ▶ At 6-4, 288, Bailey has played both defensive tackle and defensive end and has been a key to the Hurricanes' pass rush in his career.
- ▶ Bailey, who finished with 24 tackles and a team-best five sacks in 2008, recorded 34 tackles in 2009.

ALLEN BAILEY'S CAREER STATISTICS

Year	GP/GS	TACKLES					FUMBLES				
		TT	UT	AT	TFL	QBP	Sacks	FF	FR	PBU	Int
2007	12/0	0	0	0	0-0	0	0-0	0	0-0	0	0-0
2008	12/4	24	15	9	9-56	14	5-46	0	0-0	0	0-0
2009	13/10	34	19	15	11-77	1	7-66	2	0-0	2	0-0
2010	3/3	12	7	5	3-9	0	1-4	0	0-0	0	0-0
Totals:	40/17	70	41	29	23-142	15	13-116	2	0-0	2	0-0

ALLEN BAILEY'S CAREER HIGHS

Total tackles 6, (at Ohio State 2010)
Solo 4, twice (vs. Clemson 2009, at Pittsburgh 2010)
Assists 5 (at USF 2009)
Sacks 2, twice (vs. UCF 2008; vs. Clemson 2009)



U

25

MATT BOSHER

Placekicker, Punter,
6-0, 205
Senior-3L
Jupiter, Fla.
Jupiter HS

- 2010 LOU GROZA AWARD CANDIDATE**
- 2010 RAY GUY AWARD CANDIDATE**
- 2010 LOWE'S SENIOR CLASS AWARD CANDIDATE**
- 2009 ALL-ACC FIRST TEAM (KICKER)**
- 2009 ALL-ACC SECOND TEAM (PUNTER)**
- 2008 LOU GROZA AWARD SEMIFINALIST**
- 2008 ALL-ACC SECOND TEAM**
- 2008 JACK HARDING AWARD RECIPIENT (TEAM MVP)**

- ▶ Tied school record with his 13th consecutive made field goal in season opener against FAMU after finishing the 2009 season making 12 in a row
- ▶ Has successfully converted 103 straight extra points, good enough for second all-time at UM behind Carlos Huerta (157)
- ▶ Averaging 45.6 yards per punt, which ranks second in the ACC

ALREADY IN 2010 (SENIOR):

- ▶ Made all 13 of his extra point attempts this season
- ▶ Tied school record for consecutive field goals with his first field goal of the season with 14:08 to go in the fourth quarter against FAMU, connecting on a 24-yard kick.

RECAPING 2009 (JUNIOR):

- ▶ Named All-ACC first team kicker and second team punter
- ▶ Also chosen to the Rivals.com All-ACC first team as a kicker and to the Phil Steele All-ACC first team as a kicker and second team as a punter
- ▶ Connected on 14-of-16 field goals and ended the season making 12 in a row which is the second-best streak in school history in a career and in a single-season
- ▶ Ranked third in the ACC in field goal percentage (87.5) and was a perfect 50-of-50 in PAT's, which were the most in the ACC and ranked as the second-best mark in a single season

- ▶ Made 90 consecutive extra-point attempts, which is the third-best streak in a career at Miami
- ▶ In ACC action, tied for the league-lead going 32-of-32 in PAT's
- ▶ Made 10-of-11 field goals of 30-plus yards
- ▶ Earned All-ACC Specialist of the Week honors twice and was a Lou Groza Award Star of the Week
- ▶ As a punter, led the ACC in conference games averaging 42.9 yards per punt on 30 punts in eight games
- ▶ Overall, averaged 42.5 yards per punt in 13 games for the Hurricanes
- ▶ Had at least one punt of 50-plus yards in eight of 13 games and had 23 of 51 punts downed inside the 20-yd line.

MATT BOSHER'S CAREER STATISTICS

Year	GP/GS	PUNTING				In 20	TB	Blk
		No.	Yards	Avg.	Long			
2007	12/12	58	2329	40.2	75	9	1	2
2008	13/13	66	2659	40.3	76	19	3	2
2009	12/12	51	2169	42.5	59	23	7	0
2010	3/3	2	98	49.0	58	1	0	0
Totals	40/40	177	7255	41.0	76	51	11	4

Year	GP/GS	EXTRA POINTS		FIELD GOALS			FG BREAKDOWN					
		XP/XPA	Pct.	FG/FGA	Pct.	Long	Pts.	10-19	20-29	30-39	40-49	50+
2008	13/13	40/40	1.000	18-20	90.0	52	94	0/0	10/10	5/5	1/2	2/3
2009	13/13	50/50	1.000	14-16	87.5	51	90	1/1	3/4	6/7	3/3	1/1
2010	3/3	13/13	1.000	3-5	50.0	51	15	0/0	2/2	0/0	0/0	1/1
Totals	29/29	103/103	1.000	35-41	85.3	52	206	1/1	14/15	11/12	4/5	4/5

MATT BOSHER'S CAREER HIGHS

- Field goals..... 3, 4 times (last vs. Clemson 2009)
- Field goal attempts..... 3, four times (last vs. Clemson 2009)
- Long field goal..... 52 (vs. Wake Forest 2008)
- Extra points..... 7, twice (Last vs. Virginia 2009)
- Extra point attempts..... 7, twice (Last vs. Virginia 2009)
- Points..... 13, twice (last vs. Clemson 2009)
- Punts..... 11 (vs. UCF 2008)
- Punting yards..... 410 (vs. UCF 2008)
- Average..... 51.7 (at Virginia Tech 2007)
- Long..... 76 (at Duke 2008)
- Kicks inside the 20..... 4, twice (Last at Wake Forest 2009)
- Touchbacks..... 4 (at Duke 2008)




U

74

ORLANDO FRANKLIN

Offensive Line
6-7, 312, Senior-3L
Delray Beach, Fla.
Atlantic HS



**OUTLAND TROPHY WATCH LIST
LOMBARDI AWARD CANDIDATE
2009 ALL-ACC HONORABLE MENTION**

ALREADY IN 2010 (SENIOR):

- ▶ First year as the full-time starter at left tackle
- ▶ Named ACC Offensive Lineman of the Week for his performance in win over Pitt
- ▶ Graded out at 95 percent in 39 plays with two pancake blocks and one lumberjack in the season opener against Florida A&M as the Miami offense racked up 405 yards of total offense - 250 passing and 155 rushing.
- ▶ Graded out at 96 percent with two pancake blocks and two lumberjacks against Ohio State
- ▶ Graded out at 98 percent with eight pancake blocks and two lumberjacks against Pitt

RECAPPING 2009 (JUNIOR):

- ▶ Named ACC Offensive Lineman of the Week after his performance in the regular season finale at USF when he started at left tackle
- ▶ Graded out at 95 percent with 51 pancake blocks and 13 lumberjacks in helping anchor the left side of the offensive line while starting all 11 games at left guard and one game at left tackle
- ▶ Picked up a career-high 10 pancake blocks and graded out at 96 percent in the win over Duke
- ▶ Also performed well against Georgia Tech (97 percent grade, eight pancake blocks, five lumberjacks); Wake Forest (97 percent grade, four pancake blocks); North Carolina (94 percent grade); FSU (95 percent grade) and Oklahoma (93 percent grade, limited All-America DT Gerald McCoy to a half-tackle)
- ▶ Helped a Miami offense rack up 5,199 yards (3,405 passing, 1,794 rushing), which is the most since the 2004 season (4,593 yards) as the Miami offense is in line to become just the eighth team in school history to gain 5,000 yards in a season.

ORLANDO FRANKLIN'S CAREER GAMES

- 2007 totals:** 12 games, 3 starts
- 2008 totals:** 13 games, 11 starts
- 2009 totals:** 13 games, 13 starts
- 2010 totals:** 3 games, 3 starts
- Career totals:** 41 games, 30 starts



U

85

LEONARD HANKERSON

Wide Receiver
6-3, 205, Senior-3L
Fl. Lauderdale, Fla.
St. Thomas Aquinas HS

2010 BILETNIKOFF AWARD CANDIDATE

- ▶ Led UM with a career-high 801 receiving yards in 2009
- ▶ Also led the team with 45 receptions and six touchdowns
- ▶ Started 12 of 13 games
- ▶ Was the only Hurricane receiver to have a catch in all 13 games in 2009 and now has caught a ball in 14 straight games
- ▶ Second in the ACC with 645 receiving yards in league play last season

ALREADY IN 2010 (SENIOR):

- ▶ Leads the team in catches (16), receiving yards (241) and receiving touchdowns (3).
- ▶ After a 115-yard performance against FAMU, nearly became the first player at UM to record back-to-back 100-yard receiving games since Kellen Winslow in 2003 with 90 yards receiving at Ohio State
- ▶ Tied for eighth all-time in UM history in career touchdown catches with 12.
- ▶ Riding a 16-game streak with at least one catch

RECAPPING 2009 (JUNIOR):

- ▶ Led Miami with a career-high 801 receiving yards - the most by a Hurricane receiver since Andre Johnson (1,092) in 2002
- ▶ Added a team-high 45 receptions
- ▶ Also the team leader with six receiving touchdowns
- ▶ Started 12 of 13 games and was only Hurricane receiver with a catch in all 13 games
- ▶ Had a catch of 20 or more yards in 12 of 13 games which includes three touchdown grabs of 20-plus yards
- ▶ Had 645 receiving yards in ACC games which was the second-most in the ACC
- ▶ Hauled in a career-high eight catches for a career-high 143 yards against Duke and also had seven catches for 92 yards at North Carolina, five catches for 97 yards at Wake Forest, five catches for 87 yards against Clemson, three catch-

es for 79 yards at Virginia Tech and four catches for 72 yards at Florida State

- ▶ Averaged 17.8 yards per catch
- ▶ Had 60 or more receiving yards in seven of 13 games
- ▶ Had touchdown catches against Florida A&M, UCF, Clemson, Virginia, Duke and USF
- ▶ Had a catch of 30 or more yards in eight of 12 games including a career-long 52-yarder against Duke.

LEONARD HANKERSON'S CAREER STATISTICS

Year	GP/GS	No. Yards	Avg.	TD	LG
2007	7/2	6 63	10.5	1	24
2008	8/2	11 140	12.7	2	41
2009	13/12	45 801	17.8	6	52
2010	3/3	16 241	15.1	3	40
Totals	31/19	78 1245	16.0	12	52

LEONARD HANKERSON'S CAREER HIGHS

Receptions	8 (vs. Duke 2009)
Receiving Yards	143 (vs. Duke 2009)
Receiving Touchdowns	2 (vs. Florida A&M 2010)
Long Reception	52 (vs. Duke 2009)




U

1

BRANDON HARRIS

Defensive Back
5-11, 195, Junior-2L
Miami, Fla.
Booker T.
Washington HS



- ▶ **2010 JIM THORPE TROPHY WATCH LIST**
- ▶ **2010 NAGURSKI WATCH LIST**
- ▶ **2010 SPORTING NEWS PRESEASON ALL-AMERICA**
- ▶ **2009 ALL-ACC FIRST TEAM**
- ▶ **2009 SECOND TEAM SI.COM ALL-AMERICAN**
- ▶ **2009 THIRD TEAM ASSOCIATED PRESS ALL-AMERICAN**
- ▶ **2009 FOURTH TEAM PHIL STEELE ALL-AMERICAN**
- ▶ **2008 ALL-ACC ACADEMIC FOOTBALL TEAM**

- ▶ Led the ACC and ranked second nationally with 1.31 passes defended per contest last season
- ▶ Third on the team with 52 tackles in 2009
- ▶ One of 12 Jim Thorpe Award Semifinalists in 2009

ALREADY IN 2010 (JUNIOR)

- ▶ Made his 20th career start and tallied four tackles - two solo, two assisted and a tackle for loss against Florida A&M.
- ▶ Had seven total tackles (six solo) and played well in coverage at OSU
- ▶ Had three tackles in road win at Pitt
- ▶ Ranks fourth on the team with 14 tackles (10 solo)

2009 (SOPHOMORE)

- ▶ Led the ACC and ranked second nationally in averaging 1.31 passes defended per contest
- ▶ Tied for second nationally with 15 pass break-ups and third in passes defended (17)
- ▶ Named All-ACC First Team by the Atlantic Coast Sports Media Association, ESPN.com, Rivals.com and Phil Steele
- ▶ Named one of 12 national semifinalists for the Jim Thorpe Award
- ▶ Ranked third on UM's defense with 52 total tackles
- ▶ One of two 'Cane defenders (along with Randy Phillips) with two interceptions on the year

- ▶ Had 6.0 tackles for a loss this season, including a sack and a forced fumble in win over Oklahoma
- ▶ One of three 'Canes with two forced fumbles
- ▶ Selected ACC Defensive Back of the Week after tallying a game- and career-high nine tackles (three solo) in addition to breaking up two passes - including one in the end zone with nine seconds remaining - in win at Florida State
- ▶ Had a career-high five pass break-ups and an interception against Florida A&M
- ▶ Recorded his second interception of the season in the regular season finale at USF.

BRANDON HARRIS' CAREER STATISTICS

Year	GP/GS	TACKLES				TFL	QBP	Sacks	FUMBLES			Int
		TT	UT	AT					FF	FR	PBU	
2008	13/6	30	22	8	2-11	0	1-7	0	0-0	3	1-25	
2009	13/13	58	40	18	6-12	0	1-5	3	0-0	15	2-10	
2010	3/3	14	10	1	1-4	0	0-0	0	0-0	1	0-0	
Totals	29/22	102	72	30	9-27	0	2-12	3	0-0	19	3-35	

KICK RETURNS

Year	GP/GS	No	Yards	Avg.	TD	LG
2008	13/6	13	274	21.1	0	41
2009	13/13	2	63	31.5	0	37
Totals	26/19	15	337	24.5	0	41

BRANDON HARRIS' CAREER HIGHS

Total tackles..... 9 (at Florida State 2009)
Solo..... 6, twice (at Wake Forest 2009, at Ohio State 2010)
Assists..... 6 (at Florida State 2009)
Interceptions..... 1, three times (at NC State 2008, vs. FAMU, at USF 2009)



U

12

JACORY HARRIS

Quarterback
6-4, 200, Junior-2L
Miami, Fla.
Northwestern HS

2010 DAVEY O'BRIEN AWARD CANDIDATE
2010 MANNING AWARD CANDIDATE
2010 HEISMAN TROPHY WATCH
2009 SEMIFINALIST FOR THE DAVEY O'BRIEN AWARD

- ▶ Became first UM Quarterback since 2002 to throw for 3,000 yards in a season with 3,352 yards as a sophomore in 2009
- ▶ Ranks in the UM career Top 10 for pass completions, yards, touchdown passes and total offense after two seasons
- ▶ Recognized as ACC Offensive Back of the week four times in 2009
- ▶ Second in the ACC in passing yards with 3,352
- ▶ Threw for over 300 yards in four different games last season
- ▶ Three-time ACC Rookie of the Week honoree in 2008

ALREADY IN 2010 (JUNIOR)

- ▶ Ten of his first 12 completions in the Florida A&M game were for first downs.
- ▶ With his TD pass to Chase Ford at Ohio State, Harris moved into a tie for seventh place in Miami history with 40 career touchdown passes. With one more TD pass, Harris will tie Ryan Clement (43) for sixth all-time.
- ▶ Harris ranks fifth in the ACC in passing yards per game (230), passing efficiency (140.4) and total offense (227.7).
- ▶ For the fifth time in Harris' career, he threw for three TDs in a game against Florida A&M. The last time was against Wake Forest on Oct. 31 last year.
- ▶ Harris finished 12-of-15 for 210 yards with 3 TD's in one half of action against the Rattlers.

RECAPING 2009 (SOPHOMORE)

- ▶ First QB since Ken Dorsey in 2002 to throw for 3,000 yards in a season and seventh Miami quarterback with 3,000 yards passing in a single season
- ▶ Recognized as the ACC Offensive Back of the Week four times in 2009 – after wins over Florida State, Georgia Tech, Wake Forest and Duke
- ▶ Four 300 yard passing games including three times in the last six games
- ▶ Completed 242 of 406 passes for 3,352 yards and 24 touchdowns and had a

59.6 completion percentage

- ▶ Ranked 30th nationally in passing efficiency (140.09) and fifth in the ACC
- ▶ His 3,352 yards were the second-most by an ACC quarterback and he ranked third in the conference in passing avg/game (263.7), fifth in total offense (245.5) and fifth passing efficiency (141.6)
- ▶ In Miami's single season record book, he ranked second in pass completions (242), fourth in passing yards (3,352), sixth in touchdown passes (24) and fifth in total offense (3,133)
- ▶ His career-best 28 pass completions against UNC tied for the 10th-most in a single-game while his 386 passing yards against Florida State were the 10th most in a single game.

JACORY HARRIS' CAREER STATISTICS

Year	G/S	PASSING				RUSHING					
		Att-Com-Int	Pct.	Yards	TD	LG	Att	Yards	Avg.	TD	LG
2008	13/2	194-118-7	60.8	1195	12	41	45	101	2.2	2	30
2009	13/13	406-242-17	59.6	3352	24	69	48	-219	-4.6	1	26
2010	3/3	86-55-6	80.0	690	6	40	11	-7	-1.5	0	1
Totals	29/18	686-415-30	60.2	5237	42	69	104	-125	-.83	3	30

JACORY HARRIS' CAREER HIGHS

- Attempts 50 (at North Carolina 2009)
- Completions 28 (at North Carolina 2009)
- Yards Passing 386 (at Florida State 2009)
- Touchdown Passes 4 (at Duke 2008)
- Interceptions 4 (at North Carolina 2009)
- Rushes 10 (at Duke 2008)
- Rushing Yards 53 (at Duke 2008)
- Long Rush 30 (vs. Charleston Southern 2008)




U

44

COLIN McCARTHY

Linebacker
6-2, 240, Senior-3L
Birdsboro, Pa.
Clearwater (Fla.)
Central Catholic HS



2010 BUTKUS AWARD CANDIDATE
2009 ALL-ACC SECOND TEAM

- ▶ Second on the team with 95 tackles in 2009
- ▶ Also second on the team with 10.5 tackles for loss, and 53 unassisted tackles
- ▶ Recorded 8.6 tackles per game in league play, third best in the ACC
- ▶ Tied a career high with 13 tackles at both Virginia Tech and North Carolina in 2009

ALREADY IN 2010 (SENIOR)

- ▶ Leads the team with 40 career starts.
- ▶ Made his first career start at linebacker against FAMU in the season-opener.
- ▶ Ranks second on the defense in total tackles (21) and first in assisted tackles (15).
- ▶ Second on the team with 7.5 tackles at Ohio State; Also led the 'Canes with 2.5 tackles for a loss against the Buckeyes.

RECAPING 2009 (JUNIOR)

- ▶ Ranked second on UM's defense in total tackles (95) and unassisted tackles (53)
- ▶ Also ranked second among all Hurricane defenders with 10.5 tackles for a loss
- ▶ Ranked third among all ACC defenders with a 8.6 tackle per game average in league play
- ▶ Named to the All-ACC Second Team by the Atlantic Coast Sports Media Association and after ranking 10th in the league with a 7.2 tackle per game average overall
- ▶ Also named to Third Team All-ACC by Phil Steele
- ▶ Recorded double-digit tackles on four occasions, including a career-high tying 13 at Virginia Tech and at North Carolina
- ▶ Also recorded 11 stops in back-to-back weeks versus Clemson and at Wake Forest

- ▶ Recorded his second career interception in win over UCF in Orlando
- ▶ Played in all 13 games and started 10
- ▶ Was awarded the Training Room Comeback Player of the Year (along with TE Dedrick Epps) at the team's annual awards banquet on Dec. 6
- ▶ Recorded his only sack of the season in the regular season finale at USF
- ▶ Tallied a season-high nine solo stops at UNC
- ▶ Forced a fumble and had a season-high 2.5 tackles for a loss against Clemson
- ▶ Led the team with 42 assisted stops

COLIN McCARTHY'S CAREER STATISTICS

Year	GP/GS	TACKLES					Sacks	FUMBLES			
		TT	UT	AT	TFL	QBH		FF	FR	PBU	Int
2006	9/0	2	1	1	0-0	0	0-0	0	0-0	0	0-0
2007	11/10	74	50	24	12.0-44	3	2-11	1	1-27	3	1-30
2008	4/4	18	10	8	1.0-6	0	0.5-5	1	0-0	0	0-0
2009	13/10	95	53	41	10.5-30	2	1-12	1	0-0	1	1-9
2010	3/3	21	6	15	3.0-15	0	0.5-9	0	0-0	0	0-0
Totals	40/27	210	120	89	26.5-95	5	4.0-37	3	1-27	4	2-39

Additional statistics: 1 blocked punt in 2006

COLIN McCARTHY'S CAREER HIGHS

Total tackles 13 (at Virginia Tech, at North Carolina 2009)
Solo 9 (at North Carolina 2009)
Assists 9 (at Virginia Tech 2009)



U

31

SEAN SPENCE

Linebacker
6-0, 220, Junior-2L
Miami, Fla.
Northwestern HS

2010 BUTKUS AWARD CANDIDATE
2008 ACC DEFENSIVE ROOKIE OF THE YEAR

ALREADY IN 2010 (JUNIOR):

- ▶ Leads the UM defense in total tackles (24), solo stops (15) and tackles for a loss (6.5).
- ▶ Recorded a game-high nine tackles in win over Pitt. Also had 1.5 sacks and 2.5 tackles for a loss against the Panthers.
- ▶ Led the 'Canes with a career-high 11 tackles at Ohio State
- ▶ Recorded one pass break-up in each of Miami's first two games.
- ▶ Picked up four tackles in win over Florida A&M, which included 2.0 tackles for loss

RECAPING 2009 (SOPHOMORE):

- ▶ Missed three games late in the season with an injury
- ▶ Despite playing in only 10 games on defense, ranked fifth on the team with 6.5 tackles for a loss
- ▶ Recorded 36 total tackles (19 solo, 17 assists) on the year
- ▶ Tallied a team-high 10 total tackles (five solo, five assists) in win over then-No. 8 Oklahoma
- ▶ All three of his sacks came on the road in the state of Florida
- ▶ Had seven total tackles, two sacks and a pass break up against UCF in Orlando
- ▶ Averaged 7.3 tackles per game in the four games prior to suffering an injury versus Clemson (at Virginia Tech – 8; vs. Oklahoma – 10; vs. Florida A&M – 4; at UCF – 7).

SEAN SPENCE'S CAREER STATISTICS

Year	GP/GS	TACKLES					Sacks	FUMBLES			
		TT	UT	AT	TFL	QBH		FF	FR	PBU	Int
2008	13/9	65	38	27	9.5-31	6	2-15	1	0-0	3	1-7
2009	10/7	36	19	17	6.5-33	1	3-28	0	0-0	1	0-0
2010	3/3	21	15	9	6.5-28	0	1.5-18	0	0-0	2	0-0
Totals	26/19	122	72	53	22.5-92	7	6.5-61	1	0-0	6	1-7

SEAN SPENCE'S CAREER HIGHS

Total tackles..... 11 (Ohio State 2010)
Solo..... 7 (vs. Florida State 2008)
Assists..... 6 (at Virginia Tech 2009)