

MIAMI BASKETBALL

THE BASICS

Date/Time: Wednesday, Nov. 22, 2017 / 6 p.m. ET
Location: Reading, Pa./Santander Arena (7,160)
Television: None; **Online:** None
Radio: WINZ AM-940 (Joe Zagacki - PxP)
Student Radio: WVUM 90.5 FM • WVUM.org
Satellite Radio: SiriusXM 380 (Internet 961)
Series vs. La Salle: La Salle leads, 9-7

2017-18 SCHEDULE/RESULTS

OPPONENT	TV	TIME/SCORE
NOVEMBER (2-0)		
1 NEWBERRY*	ACCN Extra	W, 106-79
10 [13/12] GARDNER-WEBB	ACCN Extra	W, 77-45
12 [13/12] NAVY	ACCN Extra	W, 89-55
16 [11/12] FLORIDA A&M	ACCN Extra	W, 90-59
22 [11/11] vs. La Salle ¹		6 p.m.
25 [11/11] NORTH FLORIDA	RSN	4 p.m.
29 at Minnesota ²	ESPN2	9 p.m.
DECEMBER		
2 vs. Princeton ³	ESPNU	8 p.m.
5 BOSTON UNIVERSITY	RSN	7 p.m.
16 at George Washington	CBSSN	Noon
23 at Hawai'i ⁴	ESPNU	1 a.m.
23 vs. Davidson/ New Mexico State ⁴	ESPN2/ESPNU	TBA
25 vs. Akron/Middle Tenn./ Princeton/USC	ESPN2/ESPNU	TBA
30 at Pittsburgh*	ACCN	4 p.m.
JANUARY		
3 at Georgia Tech*	RSN	9 p.m.
7 FLORIDA STATE*	ESPNU	6 p.m.
13 at Clemson*	ESPNU	3 p.m.
15 DUKE*	ESPN	7 p.m.
21 at NC State*	ACCN	Noon
24 LOUISVILLE*	ESPN2	7:30 p.m.
27 at Florida State*	ACCN	4 p.m.
31 PITTSBURGH*	RSN	7 p.m.
FEBRUARY		
3 at Virginia Tech*	ESPN2	2 p.m.
7 WAKE FOREST*	ESPN2	7 p.m.
10 at Boston College*	RSN	2 p.m.
13 VIRGINIA*	ESPN2	9 p.m.
17 SYRACUSE*	CBS	Noon
19 at Notre Dame*	ESPN	7 p.m.
24 BOSTON COLLEGE*	RSN	2 p.m.
27 at North Carolina*	ESPN	9 p.m.
MARCH		
3 VIRGINIA TECH*	ESPN2	Noon
6-10 ACC Tournament ⁵	ESPN/ESPN2/ACCN	

BOLD CAPS denotes home games at Watsco Center, Coral Gables, Fla.; [#/#] denotes Miami's AP/USA TODAY ranking
¹Exhibition; * ACC game

²Reading, Pa.; ³ACC/Big Ten Challenge

⁴Hoopball Miami Invitational at American Airlines Arena (Miami, Fla.)

⁵Hawaiian Airlines Diamond Head Classic (Honolulu, Hawai'i)

⁶Barclays Center, Brooklyn, N.Y.

All times Eastern and subject to change

MIAMI ATHLETICS COMMUNICATIONS

Assistant AD for Communications & Content:

Andy Fledderjohann (MBB Contact)

Email: axf1108@miami.edu

Cell Phone: 434-906-0075 (c)

Twitter/Instagram/Facebook: @CanesHoops

GAME 4 • NOV. 22, 2017 • 6 P.M. ET • READING, PA.



11/11 MIAMI HURRICANES (3-0)

Head Coach: Jim Larrañaga (Providence, 1971 [B.A.])

Record at UM: 142-69 (7th season), **Career Record:** 612-403 (34th season)

VS



LA SALLE EXPLORERS (3-2)

Head Coach: Dr. John Giannini (North Central, 1984)

Record at La Salle: 202-209 (14th season), **Career Record:** 495-358 (29th season)

WELCOME HOME, LONNIE

The Hurricanes' trip to Reading serves as a homecoming for Lonnie Walker IV, who led Reading High School to its first Pennsylvania 6A State Championship in 2017.

A 2017 McDonald's All-American, Walker finished as Reading's all-time leading scorer with 1,828 points. He averaged 18.4 ppg last year and scored 35 points in the state semifinals and 22 in the championship game.

PHILLY NATIVE NEWTON ALSO RETURNS TO PA

The Miami-La Salle contest also brings Philadelphia native Ja'Quan Newton back to his home state. Newton starred at Neumann-Goretti High School, where he scored a school-record 1,972 career points.

He led Neumann-Goretti to the 2014 PIAA Class AAA Championship.

MIAMI AND LA SALLE MEET AGAIN

Miami and La Salle are playing for the fourth time in the last five seasons. The Hurricanes won each of the previous three meetings in that span, including a 95-49 win over the Explorers on Dec. 22, 2015, at The Palestra.

La Salle holds a 9-7 edge in the all-time series, including taking nine of the programs' 13 games from 1951-70.

Jim Larrañaga is 3-0 in his career against La Salle.

FIRST TRIP AWAY FROM HOME

This marks Miami's first road trip of the season and the first of 16 regular-season games away from UM's home at the Watsco Center in Coral Gables.

Under Jim Larrañaga, the Hurricanes are 62-47 (.569) away from home, including 23-15 in neutral-site contests.

Miami was 7-10 (4-6 road/3-4 neutral) away from home last season, just the second time in Larrañaga's

first six seasons that the Hurricanes posted a road/neutral record under .500 (2011-12 was the other).

BALANCE ON OFFENSE

Miami put at least five players in double figures in scoring in each of its first three games. The Hurricanes had three such games in 33 contests in the entire 2016-17 season.

Four players are averaging 10 points or more through the first three games. Dewan Huell and Ja'Quan Newton each have reached double figures in each of the first three contests.

Eight Miami players are averaging at least 7.7 points per game, while the Hurricanes are shooting 54.4 percent as a team (14th nationally).

DJ BOUNCES BACK AFTER SLOW START

After going 2-for-12 from the field in the season opener, including 1-for-10 from 3-point range, DJ Vasiljevic has rebounded nicely. The sophomore shot 11-for-20, including 7-for-14 from 3-point range, over the past two games.

Vasiljevic is averaging 12.7 points per game while making the first three starts of his career.

DEFENSE SOLID THROUGH THREE GAMES

Miami's defense has come out of the gates strong, limiting its opponents to 53 points per game and 35.1 percent shooting (both are best in ACC). The 53 points per game ranks seventh best nationally.

The Hurricanes also are holding their opponents to 28.3 percent shooting from 3-point range.

Miami's defense has recorded three scoreless stretches of five-plus minutes, including two in the opener against Gardner-Webb and one versus Florida A&M.

PROJECTED STARTING LINEUP

Pos.	No.	Name	Yr.	Ht.	Wt.	PPG	RPG	APG	Of Note
G	0	Ja'Quan Newton	Sr.	6-3	191	14.0	2.0	2.0	Had 10 points, 3 assists in 2015 game at La Salle
G	1	Dejan (DJ) Vasiljevic	So.	6-3	203	12.7	3.0	0.7	Has scored 31 points in last two games
G	3	Anthony Lawrence III	Jr.	6-7	210	8.0	6.0	1.3	Scored in double figures in each of last two games
G	11	Bruce Brown, Jr.	So.	6-5	205	9.3	8.3	6.7	Recorded second career triple-double on Nov. 10
F	20	Dewan Huell	So.	6-11	236	12.7	7.7	1.0	Scored in double figures in first three games
RESERVES									
G	2	Chris Lykes	Fr.	5-7	161	8.0	1.0	2.3	Ranked No. 45 in ESPN Top 100 recruits for 2017
G	4	Lonnie Walker IV	Fr.	6-5	204	7.7	2.0	2.0	2017 McDonald's All-American from Reading
G	5	Mike Robinson	Sr.	5-10	170	1.0	0.0	0.0	Walk-on; played in nine games last season
C	14	Rodney Miller	So.	7-0	255	2.0	0.7	0.0	Played in 15 games during freshman campaign
C	15	Ebuka Izundu	Jr.	6-10	235	10.0	6.7	1.0	Recorded first career double-double in opener
F	21	Sam Waardenburg	R-Fr.	6-10	217	-	-	-	Missed first 3 games (back); status TBD for Weds.
F	35	Chris Stowell	Sr.	6-6	208	0.0	0.3	0.0	Walk-on; played in six games last season



MEDIA INFORMATION COVERING THE CANES

All interview requests for coaches or student-athletes must be approved and cleared by Andy Fledderjohann in the UM Communications office. Please provide at least one day to coordinate interviews.

Any misuse of credentials will result in removal from the Watsco Center and the permanent voiding of the credential.

The Miami locker room is closed at all times. For home games, head coach Jim Larranaga and at least one Hurricane player will report to the media room for interviews following the opposing team's press conference.

PRESS CREDENTIALS

Media members interested in obtaining season or game credentials should apply online at www.sportssystem.com/miami/basketball.

Credential requests should be submitted no later than seven days prior to the game. Credentials that cannot be mailed will be held for pickup at the will call window at Watsco Center. You must have a press pass to be admitted to the media area and the press room. Seating priority will be given to regular attendees.

PHOTO CREDENTIALS

All photographers and camera operators must wear a visible credential issued by the Miami Athletics Communications Department. Photographers work from the baselines at both ends of the court at Watsco Center. Live television is given top priority for courtside space.

ACC TELECONFERENCE SCHEDULE

The 2018 ACC Men's Basketball Weekly Teleconference begins Monday, Jan. 8, 2017, and continues each Monday through Feb. 26. Each coach will have 10 minutes to make an opening statement and answer questions.

There will be an instant replay of each teleconference on TheACC.com each Monday afternoon. Coaches whose teams play on Monday evening will not participate in that day's teleconference.

Jan. 8: Larranaga 12:10 p.m. (Brownell 10:30 a.m.)

Jan. 15: Not on call (Duke game day)

Jan. 22: Larranaga 12:10 p.m. (Padgett 11:50 a.m., Hamilton 11:40 a.m.)

Jan. 29: Larranaga 12:10 p.m. (Stallings 11 a.m., Williams 12:30 p.m.)

Feb. 5: Larranaga 12:10 p.m. (Manning 11:20 a.m., Christian 11:30 a.m.)

Feb. 12: Larranaga 12:10 p.m. (Bennett 11:10 a.m., Boehm Noon)

Feb. 19: not on call (Notre Dame game day)

Feb. 26: Larranaga 12:10 p.m. (R. Williams 12:20 p.m.)

GREAT START FOR MIAMI BIGS

While Miami's backcourt gets a lot of the headlines, its interior game is off to a terrific start. The duo of Dewan Huell and Ebuka Izundu is averaging 22.7 points and 14.4 rebounds through three games and shooting 72.5 percent (29-for-40).

They combined to average 10.0 points and 6.1 rebounds last year.

Huell scored in double figures in each of the first three games and recorded his first career double-double on Nov. 12, matching a career high with 10 boards.

Izundu tallied 14 points and 10 boards in the opener, marking first career double-double.

NOTES FROM FAMU GAME

- Miami has not trailed since the first half of the season opener against Gardner-Webb, totaling 112 minutes, 41 seconds of game time (Miami trailed 7-0 to start the game).
- Miami held FAMU scoreless for 5:40 in the first half, the Canes' defense's third scoreless stretch of five-plus minutes this year.
- The Hurricanes' defense forced four shot-clock violations in the first 14 minutes of the game.
- The Hurricanes continued their balanced scoring, as six reached double figures, marking the third straight game in which Miami put at least five players in double figures.
- Dewan Huell reached double figures for the third straight game, the second time he has scored 10-plus points in three straight contests.
- Freshman Chris Lykes scored 13 points as he broke into double figures for the first time in his career.

MORE HONORS FOR BROWN

Bruce Brown, Jr. added a pair of early-season honors in the past week, as he was named to the watch list John L. Wooden Award as well as the Citizen Naismith Trophy Top 50.

Earlier in the preseason, Brown was named to the Preseason All-ACC Second Team. He also was lauded nationally on the watch lists for the Citizen Naismith Trophy, Julius Erving Small Forward of the Year Award, Lute Olson National Player of the Year Award and the Oscar Robertson Trophy.

After a standout freshman campaign, Brown started his 2017-18 season with a bang, recording a triple-double in the opener against Gardner-Webb.

CANES AS A RANKED TEAM

The Canes are ranked No. 11 in the Associated Press and USA TODAY Coaches polls, released Monday. As a ranked team under Jim Larranaga, Miami is 45-18 overall.

Miami has been ranked in five of Larranaga's seven seasons at The U, topping out at No. 2 in both polls on Feb. 18, 2013.

When ranked, Miami is 24-12 against ACC opponents in Larranaga's six seasons, including a 16-2 mark at home and 8-10 on the road.

CANES LOOK FOR 70 POINTS

Miami has eclipsed the 70-point plateau in each of its three games this year, all wins by large margins.

Last season Miami was 17-1 overall and 8-1 in ACC play when scoring 70+ points.

UM is 58-11 when scoring 70 or more points under Jim Larranaga.

LUCKY SEVENS FROM LONG RANGE

Miami has connected on at least seven shots from long range in 124 of Larranaga's 211 games at UM, including the first three games in 2017-18. The Canes are 96-28 when making at least seven from 3-point range. Last season, Miami was 11-5 when hitting seven from behind the arc.

Previous seasons: 2015-16: 17-3; 2014-15: 18-5; 2013-14: 9-6; 2012-13: 19-3; 2011-12: 19-6.

Miami is averaging 9.3 3-pointers per game, which ranks second to Virginia Tech (10.0) in the ACC.

BROWN JOINS ELITE TRIPLE-DOUBLE COMPANY

Bruce Brown, Jr. started off his sophomore season with a great all-around performance Friday, recording his second career triple-double, the third in school history and the 31st in ACC history.

Brown became just the sixth player in the league's storied history to earn a pair of triple-doubles.

He reached the status at the 5:36 mark of the second half with a field goal for his ninth and 10th points.

As part of the opener, Brown matched his career high in assists and fell one shy of his high in rebounds.

Players with Two Triple-Doubles in ACC History

Tree Rollins, Clemson (1977, 1979)
Ralph Sampson, Virginia (1979)
Derrick Lewis, Maryland (1987)
Sharone Wright, Clemson (1992, 1993)
Dennis Smith Jr., NC State (2017)
Bruce Brown Jr., Miami (2016, 2017)

Triple-Doubles in Program History

1. Anthony King vs. Florida Atlantic, 11/29/04
11 points, 10 rebounds, 13 blocks
2. **Bruce Brown, Jr.** vs. South Carolina State, 12/6/15
11 points, 11 rebounds, 10 assists
3. **Bruce Brown, Jr.** vs. Gardner-Webb, 11/10/17
10 points, 11 rebounds, 10 assists

BEST PRESEASON RANKING IN PROGRAM HISTORY

Ranked in the preseason polls for the first time since 2008-09, Miami was No. 13 in the preseason Associated Press poll. It marked the highest preseason AP ranking in program history. Miami also was No. 12 in the USA Today Coaches poll.

It is the third occasion in which Miami is among the top 25 teams to start the season. The Canes were ranked No. 25 prior to the 1999-2000 campaign and No. 17 heading into the 2008-09 season.

WHO'S BACK

The Hurricanes welcome back 10 players from their 2017 NCAA Tournament squad, including starters Bruce Brown, Jr., Anthony Lawrence II and Ja'Quan Newton. In all, Miami returns six players who averaged double-figure minutes.

Newton averaged 13.5 points and 31.4 minutes per game last year and has made 95 career appearances. After a standout rookie season, Brown (11.8 ppg, 5.6 rpg, 31.9 mpg) is back, as is Lawrence (6.8 ppg, 3.8 rpg, 26 mpg).

Miami also returns Dejan Vasiljevic, Ebuka Izundu and Dewan Huell, each of whom averaged at least 13 minutes per game last year. Izundu and Huell are the Canes' top returning post threats, while Vasiljevic averaged six points in 17 minutes per game off the bench.



QUICK FACTS

Location	Coral Gables, Fla.
Enrollment	17,021
Founded	1925
Nickname	Hurricanes
Colors	Orange (PMS 1665), Green (3435) and White
President	Dr. Julio Frenk
Director of Athletics	Blake James
Conference	Atlantic Coast
Arena/Capacity	Watsco Center/7,972
Press Row	305-284-2111

COACHING STAFF

Head Coach	Jim Larrañaga (Providence, '71)
Record at Miami	142-69 (7th season)
Career Record	612-403 (34th season)
Assoc. Head Coach	Chris Caputo (Westfield [Mass.] State, '02)
Assistant Coach	Jamal Brunt (Randolph Macon, '03)
Assistant Coach	Adam Fisher (Penn State, '06, '09)
Dir of Basketball Ops.	Lamont Franklin (UNC Wilmington, '97)
Associate Director of Ops	Jeff Dyer (Delaware, '14)
Player Development Asst.	Chaisson Allen (Northeastern, '11)
Strength & Conditioning Coach	Steve Felde (Concordia, '03)
Assistant Athletic Trainer	Javier Jimenez (Temple, '06)

PROGRAM HISTORY

First Year of Basketball	1926
All-Time Record	1,014-739 (.578)
Under Coach Jim Larrañaga	142-69 (7 years)
All-Time ACC Record	107-111 (.491)
ACC Record Under Larrañaga	64-42 (.604)
ACC Regular-Season Championships	1 (2013)
ACC Tournament Championships	1 (2013)
NCAA Tournament Appearances	9
..... 1960, 1998, 1999, 2000, 2002, 2008, 2013, 2016, 2017	
All-Time Record in NCAA Tournament	8-9
Last NCAA Postseason Finish	2017 First Round
NIT Appearances	12
..... 1961, '63, '64, '95, '97, 2001, '05, '06, '09, '11, '12, '15	
All-Time Record in NIT	11-12
Last NIT Finish	2015 Runner-Up

CANES IN PRO BASKETBALL

NBA	
Shane Larkin	Boston Celtics
Sheldon McClellan	Washington Wizards
Davon Reed	Phoenix Suns
NFL	
Jimmy Graham	Seattle Seahawks
Erik Swoope	Indianapolis Colts
G-League	
DeQuan Jones	Fort Wayne Mad Ants
Kamari Murphy	Long Island Nets
Durand Scott	Memphis Hustle
Trey McKinney Jones	Fort Wayne Mad Ants
International	
Garrius Adams	Bashkimi (Kosovo)
Rion Brown	Dijon (France)
Ivan Cruz Uceda	Real Betis Energia Plus (Spain)
Guillermo Diaz	San Lorenzo de Almagra (Argentina)
Julian Gamble	Telekom Baskets Bonn (Germany)
Malcolm Grant	Nevezis Kedainiai (Lithuania)
Tonye Jekiri	Oostende (Belgium)
Reggie Johnson	Mono Vampire Bangkok (Thailand)
Kenny Kadji	Tofaş (Turkey)
Angel Rodriguez	Maccabi Haifa (Israel)

CANES WELCOME STRONG CLASS OF ROOKIES

Miami added three high-touted newcomers this year in Deng Gak, Chris Lykes and Lonnie Walker IV. Each was an ESPN Top 100 recruit last season.

A 2017 McDonald's All-American and consensus top-20 recruit, Walker IV was among 20 players named to the preseason watch list for the 2018 Jerry West Shooting Guard of the Year Award.

Walker recently was tabbed the "most exciting freshman in America" by ESPN.com's Myron Medcalf.

Lykes was ESPN's No. 45 recruit, while Gak was rated No. 91. Gak is expected to redshirt this season.

ACC PRESEASON POLL

Miami is ranked fourth in the 2017-18 ACC Coaches Preseason Poll, the Hurricanes' highest standing in the poll in Jim Larrañaga's seven years at the helm and matching their highest at any point during their 14 years in the ACC (fourth in 2008-09).

In each of Larrañaga's first six seasons, Miami finished the year in a higher standing than their preseason rank.

Miami followed Duke, North Carolina and Notre Dame in the preseason poll.

THE WATSCO ADVANTAGE

Miami has defended its home turf well in recent years, winning 30 of its last 32 games at the Watsco Center. The Hurricanes went 14-2 at home last year and are 80-22 (.784) under Jim Larrañaga.

In the first 16 years at the Watsco Center (formerly BankUnited Center), Miami is 175-66 (.726).

In seven seasons under Larrañaga, Miami is 42-7 in non-conference play and 38-15 in ACC action at home. In both 2012-13 and 2015-16, the Canes had just one loss at Watsco Center.

Miami has won 15 straight home non-conference games, dating to a 78-77 loss to Northeastern on Nov. 27, 2015.

Miami at Watsco Center Under Jim Larrañaga

Year	Overall	N-C	ACC
2011-12	14-4	8-2	6-2
2012-13	14-1	6-0	8-1
2013-14	8-8	5-2	3-6
2014-15	12-6	7-2	5-4
2015-16	15-1	6-1	9-0
2016-17	14-2	7-0	7-2
2017-18	3-0	3-0	-
Totals	80-22	42-7	38-15

2017-18 ROSTER HAS SIX TOP-100 RECRUITS

Miami signed three ESPN Top 100 recruits for the class of 2017, including No. 18 Lonnie Walker from Reading, Pa., No. 46 Chris Lykes from Mitchellville, Md., and No. 92 Deng Gak from Blairstown, N.J.

The trio joins former ESPN Top 100 Hurricanes Bruce Brown (No. 26 in 2016), Dewan Huell (No. 28 in 2016) and Ja'Quan Newton (No. 58 in 2014) in the fall of 2017. In just six seasons at The U, Larrañaga has recruited six of Miami's 11 ESPN Top 100 players since 2007.

ESPN Top 100 Players on 2017-18 Roster

18 Lonnie Walker - 2017	26 Bruce Brown - 2016
46 Chris Lykes - 2017	28 Dewan Huell - 2016
92 Deng Gak - 2017	58 Ja'Quan Newton - 2014

Miami's ESPN Top 100 Players Since 2007

18 Lonnie Walker - 2017	53 Edwin Rios - 2007
26 Bruce Brown - 2016	58 Ja'Quan Newton - 2014
28 Dewan Huell - 2016	83 Garrius Adams - 2009
28 DeQuan Jones - 2008	88 Donnavan Kirk - 2009
43 Durand Scott - 2009	92 Deng Gak - 2017
46 Chris Lykes - 2017	

Recruits under Larrañaga are in *italics*

MIAMI EARNS HIGH GSR NUMBERS

Miami's men's basketball team posted an exemplary Graduation Success Rate (GSR), in the latest numbers released last Wednesday by the NCAA. Miami recorded a 92 percent GSR, which is based on the four entering classes from 2007-08 through 2010-11.

In addition, the Miami football (83 percent), women's basketball (92 percent) and baseball (83 percent) programs all posted GSR totals above the NCAA average.

The NCAA Graduation Success Rate (GSR) was developed in response to college and university presidents suggesting that graduation data more accurately reflect the mobility among college students today. The GSR measures graduation rates at Division I institutions and includes students transferring into the institutions. The GSR also allows institutions to subtract student-athletes who leave their institutions prior to graduation as long as they would have been academically eligible to compete had they remained.

BIG SHOES TO FILL

Miami lost a pair of 2016-17 starters to graduation - guard Davon Reed and forward Kamari Murphy.

A 2017 Third-Team All-ACC honoree, Reed led the Hurricanes in scoring at 14.9 points per game while averaging a team-high 35.3 minutes per game. Reed was selected No. 32 overall by the Phoenix Suns in the second round of the 2017 NBA Draft, the 20th player in program history to be drafted.

Playing in 131 career games (99 starts), Reed scored 1,343 points, good for No. 16 on the Hurricanes' all-time scoring list.

The 6-foot-8, 220-pound Murphy was a force in the middle, averaging 7.1 points and 7.3 rebounds per game.

BROWN, WALKER EARN PLAUDITS FROM ESPN.COM

In October, ESPN.com listed Brown as the best college shooting guard draft prospect for the 2018 NBA Draft. Lonnie Walker was tabbed second best.

They were the lone teammates on the 10-man list.

Brown and Walker were listed 12th and 13th, respectively on ESPN's top 100 draft prospects for 2018, as Miami was one of 13 college teams to have multiple players on the list.

VASILJEVIC LOOKS TO BUILD ON BIG SUMMER

Sophomore guard Dejan Vasiljevic had a strong summer playing internationally with Australia's Emerging Boomers at the World University Games in Taipei.

The Melbourne native averaged 21.5 points a game on 45.3 percent shooting from the field in eight games in the tournament.

Vasiljevic scored 20-plus points and led the team in scoring in five of the eight games as the Emerging Boomers finished ninth in the field.

He closed out play with a 28-point performance in a 101-96 win over Canada.



IN THE POLLS (NOV. 20)

ASSOCIATED PRESS

Rk	Team	Record	Votes
1	<i>Duke (54)</i>	4-0	1,613
2	Arizona (11)	3-0	1,527
3	Kansas	3-0	1,504
4	Michigan State	2-1	1,390
5	Villanova	3-0	1,345
6	Wichita State	2-0	1,321
7	Florida	3-0	1,117
8	Kentucky	3-1	1,104
9	<i>North Carolina</i>	2-0	1,079
10	USC	3-0	1,055
11	Miami	3-0	918
12	Cincinnati	3-0	893
13	<i>Notre Dame</i>	3-0	857
14	<i>Minnesota</i>	4-0	754
15	Xavier	3-0	750
16	Texas A&M	2-0	618
17	Gonzaga	3-0	540
18	Purdue	4-0	527
19	<i>Louisville</i>	2-0	466
20	Seton Hall	4-0	370
21	Saint Mary's	4-0	344
22	Baylor	3-0	206
23	West Virginia	2-1	191
23	UCLA	3-0	191
25	Alabama	3-0	133

Others receiving votes: *Virginia* 93, Texas Tech 81, TCU 36, Northwestern 20, Nevada 19, Providence 11, Maryland 9, Michigan 9, Texas 7, Creighton 6, Oklahoma 5, Temple 4, Oregon 4, Arkansas 3, UT Arlington 2, Belmont 1, Rhode Island 1, Stephen F. Austin 1

USA TODAY COACHES

Rk	Team	Record	Votes
1	<i>Duke (29)</i>	4-0	793
2	Kansas (2)	3-0	746
3	Villanova (1)	3-0	678
4	Arizona	3-0	677
5	Michigan State	2-1	670
6	Wichita State	2-0	616
7	Florida	3-0	583
8	Kentucky	3-1	559
9	<i>North Carolina</i>	2-0	532
10	USC	3-0	428
11	Miami	3-0	420
12	<i>Notre Dame</i>	3-0	406
13	Cincinnati	3-0	403
14	Xavier	3-0	363
15	<i>Minnesota</i>	4-0	343
16	Purdue	4-0	305
17	Gonzaga	3-0	280
18	<i>Louisville</i>	2-0	224
19	Texas A&M	2-0	193
20	West Virginia	2-1	190
21	Saint Mary's	4-0	185
22	Seton Hall	4-0	137
23	UCLA	3-0	136
24	Baylor	3-0	113
25	<i>Virginia</i>	4-0	77

Others receiving votes: Texas Tech 56; Alabama 56; Creighton 35; Oregon 26; Southern Methodist 19; Missouri 17; TCU 16; Arkansas 13; Maryland 13; Northwestern 12; Oklahoma 8; South Carolina 8; Wisconsin 8; Temple 7; Texas 7; Providence 7; Michigan 7; Georgia 5; Oakland 5; *Virginia Tech* 5; Butler 4; Rhode Island 3; Texas-Arlington 3; Utah 2; Nevada 1.

Italics denotes 2017-18 opponents (or potential opponents in Diamond Head Classic)

SCHEDULE NOTES

Miami has a dozen games scheduled against eight programs that competed in the 2017 NCAA Tournament, with potential matchups with four more in the Hawaiian Airlines Diamond Head Classic.

Miami will travel to face Minnesota in the Big Ten-ACC Challenge on Nov. 29 and comes back to play Princeton in the Hoophall Miami Invitational on Dec. 2 at American Airlines Arena.

Miami will play six ACC opponents (10 games total) that competed in 2017 NCAA Tournament, including reigning national champion North Carolina.

Miami also will compete in the Hawaiian Airlines Diamond Head Classic Dec. 22-25, opening with the host, Hawaii. The 2017 edition of the classic features a great field with five NCAA tournament participants from the past season in Miami, Middle Tennessee, New Mexico State, Princeton and USC.

COACHING COORDINATORS

Miami's assistant coaching staff is set up in a coordinator system. Jamal Brunt serves as the offensive coordinator, while Chris Caputo handles the defense. Adam Fisher manages the scout for every opponent.

MILES WILSON JOINS MIAMI PROGRAM

Jim Larrañaga added Miles Wilson to the Hurricanes' incoming class of 2017. A 6-foot-5-inch transfer from Mount St. Mary's, Wilson will sit out the 2017-18 season because of NCAA transfer rules, then have three years of eligibility with the Hurricanes.

Wilson averaged 11.8 points per game and 3.9 rebounds in 28.9 minutes per game and was named to the Northeast Conference All-Rookie Team.

In the NCAA Tournament's First Four, Wilson scored 17 points and grabbed 11 rebounds in a 67-66 victory over New Orleans before recording a game-high 22 points to go along with seven rebounds against top-seeded Villanova.

SELLING OUT THE WATSCO CENTER

Miami sold out its season ticket allotment for all home games last year at the Watsco Center. This marked the second consecutive year the Hurricanes sold out their season ticket allotment, reaching 5,750 in sales.

For two straight years, fans have bought over 5,500 season tickets, more than doubling the total number of season tickets sold in Jim Larrañaga's first season in Coral Gables. When Larrañaga began his reign in Miami, fans bought 2,251 season tickets for the 2011-12 campaign.

Season Tickets per Year

2016-17: 5,750	2015-16: 5,500	2014-15: 3,427
2013-14: 3,674	2012-13: 2,372	2011-12: 2,251

ACC OPERATION BASKETBALL

2017-18 PRESEASON POLL (First-place votes in parentheses)

Team & Points

- Duke (57) - 1020
- North Carolina (7) - 921
- Notre Dame (4) - 852
- Miami (1) - 809**
- Louisville - 733
- Virginia - 690
- Virginia Tech - 549
- Florida State - 519
- Georgia Tech - 468
- Syracuse - 420
- Wake Forest - 378
- NC State - 310
- Clemson - 289
- Boston College - 181
- Pittsburgh - 141

2017-18 Preseason All-ACC Team (votes in parentheses)

First Team

- Bonzie Colson, Notre Dame (64)
 Grayson Allen, Duke (60)
 Joel Berry II, North Carolina (58)
 Marvin Bagley III, Duke (26)
 Ben Lammers, Georgia Tech (25)

Second Team

- Bruce Brown Jr., Miami (22)**
 Quentin Snider, Louisville (12)
 Deng Adel, Louisville (12)
 Josh Okogie, Georgia Tech (11)
 Jerome Robinson, Boston College (11)

ACC Preseason Player of the Year

- Bonzie Colson, Notre Dame (49)
 Grayson Allen, Duke (9)
 Joel Berry II, North Carolina (9)

Bruce Brown Jr., Miami (1)

- Jerome Robinson, Boston College (1)

ACC Preseason Rookie of the Year

- Marvin Bagley III, Duke (58)

Lonnie Walker IV, Miami (3)

- Lavar Batts Jr., NC State (2)
 M.J. Walker, Florida State (2)
 Jalek Felton, North Carolina (1)
 Aamir Simms, Clemson (1)
 Oshae Brissett, Syracuse (1)
 De'Andre Hunter, Virginia (1)

MIAMI IN THE POLLS

Date	AP	USA Today	RPI
Pre	13	12	-
Nov. 13	11	12	-
Nov. 20	11	11	-



CANES SEEK ANOTHER 20-WIN CAMPAIGN

Jim Larrañaga has posted five 20-win seasons in his first six years at The U and 11 career 20-win seasons. The 21-win campaign in 2016-17 was Miami's eighth 20-win season since joining the ACC for the 2004-05 campaign. Larrañaga is just the second coach in Miami history with five 20-win seasons, joining Bruce Hale (1954-67).

The Canes won seven or more ACC games in each of Larrañaga's first six seasons and have had 10 or more league victories in four years. Prior to Larrañaga's arrival, Miami had never won 10 ACC games in a season.

LARRAÑAGA 12TH IN WINS AMONG ACTIVE DIVISION I NCAA COACHES

Entering the 2017-18 season, Jim Larrañaga ranks 12th in career wins among active Division I coaches with 609. Of those 12, five are in the Naismith Memorial Basketball Hall of Fame, including four from the Atlantic Coast Conference.

Now in his 34th season as a head coach, Larrañaga ranks 47th in all-time NCAA victories.

In his career, Larrañaga won 27 games at American International, 170 at Bowling Green, 273 at George Mason and 139 at Miami. He is one of 15 coaches all-time with 100 or more wins at three D-I schools, four of whom are actively coaching.

WINNINGEST ACTIVE COACHES

(minimum five years as Division I head coach)

Rank	Coach	Wins*
1.	Mike Krzyzewski, Duke	1,071
2.	Jim Boeheim, Syracuse	903
3.	Bob Huggins, West Virginia	819
4.	Roy Williams, North Carolina	816
5.	Rick Byrd, Belmont	754
6.	Cliff Ellis, Coastal Carolina	733
7.	John Beilein, Michigan	691
8.	Larry Hunter, Western Carolina	689
9.	John Calipari, Kentucky	652
10.	Rick Barnes, Tennessee	635
11.	Bill Self, Kansas	623
12.	Jim Larrañaga, Miami	609
13.	Lon Kruger, Oklahoma	601
14.	Dana Altman, Oregon	597
15.	Greg Kampe, Oakland	581

*Totals listed are at the end of the 2016-17 regular season

LARRAÑAGA AND CAPUTO IN 16TH YEAR TOGETHER

Head coach Jim Larrañaga and associate head coach Chris Caputo are beginning their 16th season on sidelines together, dating back to their time at George Mason University.

Caputo started on Larranaga's staff as the video coordinator for the 2002-03 season, and along the way, the native of Elmhurst, N.Y., was an assistant coach and is now the associate head coach for the Hurricanes. Caputo helped the 2006 GMU team to the NCAA Final Four and has made five total NCAA Tournament appearances with Larrañaga.

Both Caputo and Larrañaga attended Archbishop Molloy (N.Y.) High School and played for legendary head coach Jack Curran.

SUCCESS FOR BOTH MIAMI BASKETBALL TEAMS

The Miami men's and women's basketball teams both landed in the NCAA Tournament for the second straight season in 2017, the first time both Miami basketball teams play in The Dance in consecutive years.

Miami was one of seven schools, four of which are in the ACC, with both its men's and women's basketball teams ranked in the preseason USA TODAY Coaches Poll. The others on the list were Baylor, Duke, Louisville, Notre Dame, UCLA and West Virginia.

2016-17 TEAM HIGHLIGHTS

- Miami played in back-to-back NCAA Tournaments for the first time since going to three straight from 1997-98 to 1999-2000.
- The Hurricanes were one of two (Georgia Tech) unranked teams to defeat eventual national champion North Carolina last season. UM's 15-point victory over then-No. 9/6 UNC was the Tar Heels' worst defeat of the season.
- Miami defeated three ranked teams last season, downing No. 9/6 North Carolina, No. 10/11 Duke in Coral Gables and No. 18/19 Virginia on the road. This was the third straight year and the fifth time in Jim Larranaga's six seasons that the Canes defeated two top 15 teams.
- After receiving votes in at least one poll each of the first 16 weeks, Miami entered the national rankings for the first time in the 2016-17 season at No. 25 in both the AP and USA TODAY Coaches Poll on Feb. 27.
- Miami won its third straight ACC-Big Ten Challenge matchup, defeating Rutgers in Coral Gables.
- Jim Larrañaga has posted five 20-win seasons in six years at The U and the Canes have won seven or more ACC games each season under Larrañaga.
- Former Hurricane guard Senior Davon Reed was the recipient of the ACC's 2017 Skip Prosser Award, presented annually to the top scholar-athlete in ACC men's basketball. Reed graduated in May with a degree in sports administration and double minors in communications and marketing.
- Bruce Brown Jr., who is majoring in sports administration, was named to the All-ACC Academic Team as a freshman.
- Brown recorded a triple-double with 11 points, 11 rebounds and 10 assists against South Carolina State on Dec. 6. It was the second triple-double in program history at Miami
- Larrañaga recorded his 600th career win on Jan. 14 at Pitt. With 600 wins, he is one of five ACC coaches with 600 victories, and the other four men are in the Basketball Hall of Fame.
- In Miami's 21st game of the season vs. Florida State on Feb. 1, Larrañaga coached his 1,000th career game.
- Miami's game against Georgia Tech was Larranaga's 200th career game at UM.
- With a 78-67 win over Columbia on Dec. 28, 2016, Miami earned its 1,000th program victory.
- In his 109th game at The U, Davon Reed scored 17 points against George Washington, solidifying his name in Miami's 1,000-point club.

MIAMI'S RECORD WHEN ...

Record	2017-18		Larranaga	
	All	ACC	At UM	ACC
All games	3-0	-	142-69	64-42
Home	3-0	-	80-22	38-15
Away	0-0	-	40-32	26-27
Neutral	0-0	-	22-15	-
November	3-0	-	32-9	-
December	-	-	27-9	1-1
January	-	-	26-18	24-18
February	-	-	33-18	33-18
March	-	-	24-14	7-5
April	-	-	-	0-1
vs. Top-10 opponents	-	-	7-13	6-9
vs. Top-25 (includes Top-10)	-	-	16-31	11-22
vs. RV opponents (either poll)	-	-	11-4	4-1
vs. Teams over .500 on game day	1-0	-	90-62	47-37
vs. Teams under .500 on game day	1-0	-	32-6	13-5
vs. Teams at .500 on game day	1-0	-	16-1	4-0
While UM in Top 25	3-0	-	45-17	25-11
While UM is RV (only)	-	-	39-13	14-7
Leading at halftime	3-0	-	109-16	45-13
Trailing at halftime	0-0	-	28-50	15-27
Tied at halftime	0-0	-	5-3	3-2
In overtime games	0-0	-	7-7	4-3
Single overtime	0-0	-	4-6	2-2
Double overtime	0-0	-	3-1	2-1
Leading w/2:00 left in regulation	3-0	-	131-8	59-4
Trailing w/2:00 left in regulation	0-0	-	9-58	4-37
Tied w/2:00 left in regulation	0-0	-	2-1	0-1
UM shoots 50% or better from field	3-0	-	55-5	19-2
UM shoots 40-49% from field	0-0	-	70-24	37-20
UM shoots under 40% from field	0-0	-	17-40	8-20
Opp. shoots 50% or better from field	0-0	-	9-24	5-14
Opp. shoots 40-49% from field	1-0	-	61-29	31-17
Opp. shoots under 40% from field	2-0	-	74-15	29-10
UM shoots 70% or better from line	0-0	-	89-35	39-21
UM shoots less than 70% from line	3-0	-	53-34	34-20
UM makes more 3-point FGs	3-0	-	75-28	34-27
UM makes fewer 3-point FGs	0-0	-	43-29	22-12
3-point FGs are even	0-0	-	15-5	8-3
4+ Canes in double figures	3-0	-	72-13	28-9
3 Canes in double figures	0-0	-	52-26	28-12
2 or fewer Canes in double figures	0-0	-	18-30	8-21
Outrebounding opponent	3-0	-	95-24	37-16
Opp. outrebounds UM	0-0	-	40-45	24-26
Tied in rebounds	0-0	-	6-0	3-0
UM records 10 or more steals	0-0	-	21-4	7-1
UM records 15 or more assists	3-0	-	45-4	19-3
UM commits fewer than 15 turnovers	3-0	-	121-56	55-36
UM commits 15 or more turnovers	0-0	-	19-7	7-6
UM commits fewer turnovers than opp.	3-0	-	76-26	35-14
UM commits more turnovers than opp.	0-0	-	49-30	21-20
Tied in turnovers	0-0	-	14-12	8-8
UM scores 59 points or fewer	0-0	-	11-34	7-21
UM scores 60-69 points	0-0	-	38-23	20-11
UM scores 70-79 points	1-0	-	58-11	25-9
UM scores 80-89 points	1-0	-	23-1	8-1
UM scores 90-99 points	1-0	-	11-0	3-0
UM scores 100 or more points	0-0	-	1-0	0-0
Playing during morning (11 a.m.)	-	-	1-1	-
Playing during afternoon	1-0	-	45-24	26-17
Playing in evening (5 p.m. or later)	2-0	-	95-43	38-25
Games decided by 3 points or fewer	0-0	-	16-13	9-9
Games decided by 4-10 points	0-0	-	44-26	24-19
Games decided by 11-19 points	0-0	-	48-21	20-9
Games decided by 20+ points	3-0	-	34-8	11-4

JIM LARRAÑAGA

7TH SEASON AT MIAMI, 34TH SEASON AS HEAD COACH

COACHING EXPERIENCE

Head Coach

2011-pres. Miami
1997-2011 George Mason
1986-97 Bowling Green
1977-79 American International

Assistant Coach

1979-86 Virginia
1971-76 Davidson

Player/Coach

1977 Geronemo Basketball Club (Belgium)

PLAYING CAREER

Geronemo Basketball Club (Belgium) 1976-77
Providence College, 1967-71
Archbishop Molloy, 1963-67

COACHING HONORS

AP, Naismith, Iba, Rupp Coach of the Year, 2013
NABC All-District II, 2013
USBWA District IV Coach of the Year, 2013, 2016
Clair Bee National Coach of the Year, 2006
ACC Coach of the Year, 2013, 2016
CAA Coach of the Year, 1999, 2011
MAC Coach of the Year, 1997
Eight NCAA tournament appearances
1999, 2001, 2006, 2008, 2011, 2013, 2016, 2017
Eight postseason NIT appearances
1990, 1991, 1997, 2002, 2004, 2009, 2012, 2015
11 20-win seasons

PERSONAL

Hometown Bronx, N.Y.
Born Oct. 2, 1949
Family Wife: Liz, Sons: Jay and Jon
Grandchildren: Tia, James, Jon Temple, Henry
Education Providence College, 1971, B.A. Economics
Archbishop Molloy High School, 1967

NOTABLE COLLEGE PLAYERS COACHED

Sheldon McClellan (Miami) - All-ACC Second Team, ACC Tournament Second Team

Shane Larkin (Miami) - NBA first round draft pick (18th overall), ACC Player of the Year, ACC Tournament MVP, finalist for Cousy, Naismith & Wooden awards, All-ACC First Team and All-ACC Defensive Team, Lute Olson National Player of the Year, AP and NABC All-American (Second team), Sporting News All-American (Third), ESPN, Wooden, Olson and Driesell Defensive All-American, USBWA All-District, Basketball Times All-District

Durand Scott (Miami) - ACC Defensive Player of the Year, ACC Tournament First Team, All-ACC Third Team

George Evans (George Mason) - Three-time CAA Player of the Year, CAA Rookie of the Year, three-time CAA Defensive Player of the Year, three-time CAA All-Defensive Team

Antonio Daniels (Bowling Green) - MAC Player of the Year, MAC Freshman of Year

NOTABLE NBA PLAYERS COACHED

Lance Blanks	Frank Booker	Rick Carlisle
Antonio Daniels	Jeff Jones	Andrew Kennedy
Jeff Lamp	Shane Larkin	Lewis Latimore
Jason Miskiri	Olden Polynice	Lee Raker
Ralph Sampson	Tom Sheehey	Clinton Venable
Othell Wilson	Ricky Wilson	

STUDENT-ATHLETE HONORS

At Miami

One All-American
One USBWA All-District IV selection
One Basketball Times All-District
One ACC Player of the Year
One ACC Defensive Player of the Year
One ACC Tournament MVP
14 All-ACC postseason selections
Five ACC-All-Defensive Team selections
One ACC All-Rookie Team selection
Four ACC Academic Honor Roll selections
Seven ACC Players of the Week
One ACC Rookie of the Week
Six ACC All-Tournament team selections
Two NIT All-Tournament Team selections
Two NABC Honors Court selections

YEAR-BY-YEAR

Year	School	Overall		Conference	
		W-L	W-L	Finish	Postseason
1977-78	American International	14-13			
1978-79	American International	13-13			
1986-87	Bowling Green	15-14	10-6	3	
1987-88	Bowling Green	12-16	7-9	t-5	
1988-89	Bowling Green	13-15	6-10	t-6	
1989-90	Bowling Green	18-11	9-7	t-3	NIT First Round (0-1)
1990-91	Bowling Green	17-13	9-7	t-4	NIT First Round (0-1)
1991-92	Bowling Green	14-15	8-8	5	
1992-93	Bowling Green	11-16	8-10	t-6	
1993-94	Bowling Green	18-10	12-6	t-2	
1994-95	Bowling Green	16-11	10-8	t-5	
1995-96	Bowling Green	14-13	9-9	t-6	
1996-97	Bowling Green	22-10	13-5	t-1	NIT First Round (0-1)
1997-98	George Mason	9-18	6-10	6	
1998-99	George Mason	19-11	13-3	1	NCAA First Round (0-1)
1999-00	George Mason	19-11	12-4	t-1	
2000-01	George Mason	18-12	11-5	3	NCAA First Round (0-1)
2001-02	George Mason	19-10	13-5	2	NIT First Round (0-1)
2002-03	George Mason	16-12	11-7	4	
2003-04	George Mason	23-10	12-6	3	NIT Third Round (2-1)
2004-05	George Mason	16-13	10-8	6	
2005-06	George Mason	27-8	15-3	t-1	NCAA Final Four (4-1)
2006-07	George Mason	18-15	9-9	5	
2007-08	George Mason	23-11	12-6	2	NCAA First Round (0-1)
2008-09	George Mason	22-11	13-5	2	NIT First Round (0-1)
2009-10	George Mason	17-15	12-6	4	CIT First Round (0-1)
2010-11	George Mason	27-7	16-2	1	NCAA Second Round (1-1)
2011-12	Miami	20-13	9-7	t-4	NIT Second Round (1-1)
2012-13	Miami	29-7	15-3	1	NCAA Sweet 16 (2-1)
2013-14	Miami	17-16	7-11	10	
2014-15	Miami	25-13	10-8	6	NIT Championship Game (4-1)
2015-16	Miami	27-8	13-5	t-2	NCAA Sweet 16 (2-1)
2016-17	Miami	21-12	10-8	t-7	NCAA First Round (0-1)
2017-18	Miami	3-0	0-0	-	
	Overall	612-403	330-206		

2 years	American International	27-26 (.509)
11 years	Bowling Green	170-144 (.541)
14 years	George Mason	273-164 (.625)
7 years	Miami	142-69 (.671)
34 years		612-403 (.603)



2017-18 Miami Men's Basketball
Miami (FL) Combined Team Statistics (as of Nov 15, 2017)
All games

RECORD:	OVERALL	HOME	AWAY	NEUTRAL
ALL GAMES	3-0	3-0	0-0	0-0
CONFERENCE	0-0	0-0	0-0	0-0
NON-CONFERENCE	3-0	3-0	0-0	0-0

#	Player	gp-gs	min	avg	Total		3-Point		F-Throw		Rebounds				pf	dq	a	to	blk	stl	pts	avg
					fg-fga	fg%	3fg-fga	3fg%	ft-fa	ft%	off	def	tot	avg								
00	Ja'Quan Newton	3-3	80	26.7	15-25	.600	2-7	.286	10-16	.625	1	5	6	2.0	4	0	6	8	0	2	42	14.0
01	Dj Vasiljevic	3-3	81	27.0	13-32	.406	8-24	.333	4-4	1.000	0	9	9	3.0	5	0	2	0	1	3	38	12.7
20	Dewan Huell	3-3	64	21.3	16-23	.696	0-0	.000	6-8	.750	6	17	23	7.7	4	0	3	5	4	4	38	12.7
15	Ebuka Izundu	3-0	62	20.7	13-17	.765	0-0	.000	4-9	.444	9	11	20	6.7	6	0	3	4	6	1	30	10.0
11	Bruce Brown	3-3	94	31.3	12-29	.414	2-9	.222	2-9	.222	3	22	25	8.3	5	0	20	6	1	3	28	9.3
02	Chris Lykes	3-0	56	18.7	8-18	.444	6-13	.462	2-3	.667	0	3	3	1.0	7	0	7	5	0	4	24	8.0
03	Anthony Lawrence	3-3	77	25.7	9-15	.600	5-10	.500	1-6	.167	3	15	18	6.0	7	0	4	4	2	3	24	8.0
04	Lonnie Walker	3-0	59	19.7	9-16	.563	4-10	.400	1-1	1.000	1	5	6	2.0	0	0	6	2	1	2	23	7.7
14	Rodney Miller	3-0	15	5.0	3-5	.600	0-0	.000	0-3	.000	0	2	2	0.7	1	0	0	0	0	0	6	2.0
05	Mike Robinson	3-0	6	2.0	1-1	1.000	1-1	1.000	0-0	.000	0	0	0	0.0	0	0	0	0	0	0	3	1.0
35	Chris Stowell	3-0	6	2.0	0-1	.000	0-1	.000	0-0	.000	0	1	1	0.3	0	0	0	0	0	0	0	0.0
Team											8	5	13				2					
Total.....		3	600		99-182	.544	28-75	.373	30-59	.508	31	95	126	42.0	39	0	51	36	15	22	256	85.3
Opponents.....		3	600		65-185	.351	15-53	.283	14-21	.667	28	69	97	32.3	52	1	36	49	4	18	159	53.0

TEAM STATISTICS	UM	OPP
SCORING	256	159
Points per game	85.3	53.0
Scoring margin	+32.3	-
FIELD GOALS-ATT	99-182	65-185
Field goal pct	.544	.351
3 POINT FG-ATT	28-75	15-53
3-point FG pct	.373	.283
3-pt FG made per game	9.3	5.0
FREE THROWS-ATT	30-59	14-21
Free throw pct	.508	.667
F-Throws made per game	10.0	4.7
REBOUNDS	126	97
Rebounds per game	42.0	32.3
Rebounding margin	+9.7	-
ASSISTS	51	36
Assists per game	17.0	12.0
TURNOVERS	36	49
Turnovers per game	12.0	16.3
Turnover margin	+4.3	-
Assist/turnover ratio	1.4	0.7
STEALS	22	18
Steals per game	7.3	6.0
BLOCKS	15	4
Blocks per game	5.0	1.3
ATTENDANCE	20419	0
Home games-Avg/Game	3-6806	0-0
Neutral site-Avg/Game	-	0-0

Date	Opponent		Score	Att.
11/10/17	GARDNER-WEBB	w	77-45	7073
11/12/17	NAVY	w	89-55	6611
11/16/17	FLORIDA A&M	w	90-59	6735

* = Conference game

Score by Periods	1st	2nd	Totals
Miami (FL)	114	142	256
Opponents	69	90	159



2017-18 Miami Men's Basketball
Miami (FL) Team Game-by-Game Comparison (as of Nov 15, 2017)
All games

Opponent	1st	2nd	Score	Mar	Total FG	FG Pct	3-Pointers	3FG Pct	Free Throws	FT Pct	Rebounds	Assist	T/Over	Block	Steal	Fouls
GARDNER-WEBB	27/23	50/22	77-45	+32	30-60/20-63	.500/.317	7-26/4-16	.269/.250	10-21/1-6	.476/.167	48/36 +12	21/10	12/14	3/0	5/5	15/19
NAVY	41/24	48/31	89-55	+34	35-64/21-63	.547/.333	9-23/6-21	.391/.286	10-16/7-9	.625/.778	42/33 +9	15/14	12/16	7/2	9/7	12/15
FLORIDA A&M	46/22	44/37	90-59	+31	34-58/24-59	.586/.407	12-26/5-16	.462/.313	10-22/6-6	.455/1000	36/28 +8	15/12	12/19	5/2	8/6	12/18

Note: Game totals are displayed in the format TEAM/OPPONENT for each category



**2017-18 Miami Men's Basketball
Miami (FL) Game-by-Game Highs (as of Nov 15, 2017)
All games**

Opponent	Date	Score	Points	Rebounds	Assists	Steals	Blocked shots
GARDNER-WEBB	11/10/17	77-45	14-Dewan Huell Ebuka Izundu	11-Bruce Brown	10-Bruce Brown	2-Anthony Lawrence	2-Dewan Huell
NAVY	11/12/17	89-55	16-Dj Vasiljevic	10-Dewan Huell	6-Bruce Brown	2-Dj Vasiljevic Chris Lykes	2-Anthony Lawrence Ebuka Izundu
FLORIDA A&M	11/16/17	90-59	15-Ja'Quan Newton Dj Vasiljevic Bruce Brown	8-Bruce Brown	4-Bruce Brown Chris Lykes Ja'Quan Newton	2-Dewan Huell Bruce Brown	3-Ebuka Izundu

**Miami (FL) Points-Rebounds-Assists (as of Nov 15, 2017)
All games**

Opponent	Date	Score		00	01	02	03	04	05	11
				NEWTON,JA'	VASILJEVIC	LYKES,CHRI	LAWRENCE,A	WALKER,LON	ROBINSON,M	BROWN,BRUC
GARDNER-WEBB	11/10/17	77-45	w	13-0-1	7-2-0	3-1-1	3-7-1	10-2-5	3-0-0	10-11-10
NAVY	11/12/17	89-55	w	14-3-1	16-3-0	8-1-2	10-7-2	8-2-1	0-0-0	3-6-6
FLORIDA A&M	11/16/17	90-59	w	15-3-4	15-4-2	13-1-4	11-4-1	5-2-0	0-0-0	15-8-4

Opponent	Date	Score		14	15	20	35
				MILLER,ROD	IZUNDU,EBU	HUELL,DEWA	STOWELL,CH
GARDNER-WEBB	11/10/17	77-45	w	0-1-0	14-10-1	14-8-2	0-0-0
NAVY	11/12/17	89-55	w	4-0-0	12-4-2	14-10-1	0-1-0
FLORIDA A&M	11/16/17	90-59	w	2-1-0	4-6-0	10-5-0	0-0-0



11 BRUCE BROWN, JR.

So. • 6-5 • 205 • Guard
Boston, Mass. • Vermont Academy

PRESEASON HONORS

- Preseason All-ACC Second Team
- Wooden Award Preseason Top 50
- Citizen Naismith Trophy Watch List
- Julius Erving Small Forward of the Year Award Watch List
- Lute Olson National Player of the Year Award Watch List
- Oscar Robertson Trophy Watch List

2017-18 HIGHLIGHTS

- Recorded second career triple-double in season opener vs. Gardner-Webb (10 points, 11 rebounds, 10 assists)
- Triple-double was third in program history and 31st in ACC history (sixth player in league history with two career triple-doubles)

2017-18 GAME-BY-GAME

	GS	Min	FG	Pct	3FG	Pct	FT	Pct	O-D-T	Avg	PF	FO	A	TO	Blk	Stl	Pts	Avg
Gardner-Webb	*	31	5-9	.556	0-2	.000	0-3	.000	1-10-11	11.0	2	0	10	1	0	1	10	10.0
Navy	*	31	1-10	.100	0-3	.000	1-2	.500	1-5-6	8.5	1	0	6	3	1	0	3	6.5
Florida A&M vs. La Salle	*	32	6-10	.600	2-4	.500	1-4	.250	1-7-8	8.3	2	0	4	2	0	2	15	9.3
North Florida at Minnesota																		
vs. Princeton																		
Boston University at George Washington																		
at Hawai'i																		
vs. TBA																		
vs. TBA																		
at Pittsburgh																		
at Georgia Tech																		
Florida State at Clemson																		
Duke at NC State																		
Louisville at Florida State																		
Pittsburgh at Virginia Tech																		
Wake Forest at Boston College																		
Virginia Syracuse																		
at Notre Dame																		
Boston College at North Carolina																		
Virginia Tech																		

SEASON/CAREER HIGHS

Points

Season: 15 Florida A&M, 11/16/17
 Career: 30 North Carolina, 1/28/17
 ACC: 30 North Carolina, 1/28/17

Rebounds

Season: 11 Gardner-Webb, 11/10/17
 Career: 12 George Washington, 12/22/16
 ACC: 9 Notre Dame, 1/12/17

Assists

Season: 10 Gardner-Webb, 11/10/17
 Career: 10 2x, last vs. Gardner-Webb, 11/10/17
 ACC: 6 2x, last at NC State, 2/4/17

Steals

Season: 2 Florida A&M, 11/16/17
 Career: 3 5x, last vs. Michigan State, 3/17/17
 ACC: 3 NC State, 12/31/16

Blocked Shots

Season: 1 Navy, 11/12/17
 Career: 3 2x, last vs. Notre Dame, 1/12/17
 ACC: 3 Notre Dame, 1/12/17

Field Goals

Season: 6 Florida A&M, 11/16/17
 Career: 11 Duke, 2/25/17
 ACC: 11 Duke, 2/25/17

Field-Goal Attempts

Season: 10 2x, last vs. Florida A&M, 11/16/17
 Career: 18 Duke, 2/25/17
 ACC: 18 Duke, 2/25/17

Free Throws

Season: 1 2x, last vs. Florida A&M, 11/16/17
 Career: 10 North Carolina, 1/28/17
 ACC: 10 North Carolina, 1/28/17

Free-Throw Attempts

Season: 4 Florida A&M, 11/16/17
 Career: 13 North Carolina, 1/28/17
 ACC: 13 North Carolina, 1/28/17

3-Point Field Goals

Season: 2 Florida A&M, 11/16/17
 Career: 4 North Carolina, 1/28/17
 ACC: 4 North Carolina, 1/28/17

3-Point Field-Goal Attempts


Season: 4 Florida A&M, 11/16/17
 Career: 6 North Carolina, 1/28/17
 ACC: 6 North Carolina, 1/28/17

Minutes

Season: 32 Florida A&M, 11/16/17
 Career: 44 at Virginia 2/20/17
 ACC: 44 at Virginia 2/20/17

CAREER STATISTICS

Season	GP	GS	Min.	Avg.	FG	FGA	Pct.	3-Point FG	3-Point FGA	3-Point Pct.	Free Throws FT	Free Throws FTA	Free Throws Pct.	Rebounds Off.	Rebounds Def.	Tot.	Avg.	PF	FO	Ast.	TO	Blk	Stl	Scoring Pts.	Avg.
2016-17	33	29	1053	31.9	134	292	.459	33	95	.347	90	121	.744	48	138	186	5.6	83	2	106	67	18	49	391	11.8
2017-18	3	3	94	31.3	12	29	.414	2	9	.222	2	9	.222	3	22	25	8.3	5	0	20	6	1	3	28	9.3
TOTAL	36	32	1147	31.9	146	321	.455	35	104	.337	92	130	.708	51	160	211	5.9	88	2	126	73	19	52	419	11.6



20 DEWAN HUELL

So. • 6-11 • 236 • Forward
Miami, Fla. • Miami Norland HS

2017-18 HIGHLIGHTS

- Tied for team lead with 14 points in season opener
- Recorded first career double-double against Navy (11/12) with 14 points and 10 rebounds
- Scored in double figures in first three games (second time he has scored 10+ in three straight games)

2017-18 GAME-BY-GAME

	GS	Min	FG	Pct	3FG	Pct	FT	Pct	O-D-T	Avg	PF	FO	A	TO	Blk	Stl	Pts	Avg
Gardner-Webb	*	18	6-9	.667	0-0	.000	2-3	.667	2-6-8	8.0	1	0	2	3	2	1	14	14.0
Navy	*	22	6-8	.750	0-0	.000	2-3	.667	3-7-10	9.0	2	0	1	1	1	1	14	14.0
Florida A&M	*	24	4-6	.667	0-0	.000	2-2	1.000	1-4-5	7.7	1	0	0	1	1	2	10	12.7
vs. La Salle																		
North Florida																		
at Minnesota																		
vs. Princeton																		
Boston University																		
at George Washington																		
at Hawai'i																		
vs. TBA																		
vs. TBA																		
at Pittsburgh																		
at Georgia Tech																		
Florida State																		
at Clemson																		
Duke																		
at NC State																		
Louisville																		
at Florida State																		
Pittsburgh																		
at Virginia Tech																		
Wake Forest																		
at Boston College																		
Virginia																		
Syracuse																		
at Notre Dame																		
Boston College																		
at North Carolina																		
Virginia Tech																		

SEASON/CAREER HIGHS

Points

Season: 14 2x, last vs. Navy, 11/12/16
 Career: 15 at North Florida, 11/16/16
 ACC: 13 Georgia Tech, 2/15/17

Rebounds

Season: 10 Navy, 11/12/17
 Career: 10 2x, last vs. Navy, 11/12/17
 ACC: 8 at Wake Forest, 1/18/17

Assists

Season: 2 last vs. Gardner-Webb, 11/10/17
 Career: 2 Gardner-Webb, 11/10/17
 ACC: 1 4x, last at Louisville, 2/11/17

Steals

Season: 2 Florida A&M, 11/16/17
 Career: 2 2x, last vs. Florida A&M, 11/16/17
 ACC: 1 8x, last at Florida State, 3/4/17

Blocked Shots

Season: 2 Gardner-Webb, 11/10/17
 Career: 3 Virginia Tech, 2/8/17
 ACC: 3 Virginia Tech, 2/8/17

Field Goals

Season: 6 2x, last vs. Navy, 11/12/17
 Career: 6 4x, last vs. Navy, 11/12/17
 ACC: 4 2x, last vs. Georgia Tech, 2/15/17

Field-Goal Attempts

Season: 9 Gardner-Webb, 11/10/17
 Career: 14 Rutgers, 11/30/16
 ACC: 9 at Wake Forest, 1/18/17

Free Throws

Season: 2 3x, last vs. Florida A&M, 11/16/17
 Career: 5 Georgia Tech, 2/15/17
 ACC: 5 Georgia Tech, 2/15/17

Free-Throw Attempts

Season: 3 2x, last vs. Navy, 11/12/17
 Career: 6 Georgia Tech, 2/15/17
 ACC: 6 Georgia Tech, 2/15/17

3-Point Field Goals

Season: -
 Career: -
 ACC: -

3-Point Field-Goal Attempts

Season: -
 Career: 1 2x, last vs. Virginia Tech, 2/8/17
 ACC: 1 2x, last vs. Virginia Tech, 2/8/17

Minutes

Season: 24 Florida A&M, 11/16/17
 Career: 25 3x, last at Wake Forest, 1/18/17
 ACC: 25 2x, last at Wake Forest, 1/18/17

CAREER STATISTICS

Season	GP	GS	Min.	Avg.	3-Point			Free Throws			Rebounds			Scoring											
					FG	FGA	Pct.	FT	FTA	Pct.	Off.	Def.	Tot.	Avg.	Pts.	Avg.									
2016-17	32	15	557	17.4	77	145	.531	0	2	.000	33	51	.647	45	54	99	3.1	61	0	6	30	25	13	187	5.8
2017-18	3	3	64	21.3	16	23	.696	0	0	.000	6	8	.750	6	17	23	7.7	4	0	3	5	4	4	38	12.7
TOTAL	35	18	621	17.7	93	168	.554	0	2	.000	39	59	.661	51	71	122	3.5	65	0	9	35	29	17	225	



15 EBUKA IZUNDU

Jr. • 6-10 • 235 • Center

Charlotte, N.C. / Lagos, Nigeria • Victory Christian Center

2017-18 HIGHLIGHTS

- Recorded first college double-double in season opener, scoring 14 points and grabbing career-high 10 boards.

2017-18 GAME-BY-GAME

	GS	Min	FG	Pct	3FG	Pct	FT	Pct	O-D-T	Avg	PF	FO	A	TO	Blk	Stl	Pts	Avg
Gardner-Webb	22	6-7	.857	0-0	.000	2-4	.500	2-8-10	10.0	4	0	1	1	1	0	14	14.0	
Navy	19	5-6	.833	0-0	.000	2-3	.667	3-1-4	7.0	2	0	2	2	2	1	12	13.0	
Florida A&M	21	2-4	.500	0-0	.000	0-2	.000	4-2-6	6.7	0	0	0	1	3	0	4	10.0	
vs. La Salle																		
North Florida																		
at Minnesota																		
vs. Princeton																		
Boston University																		
at George Washington																		
at Hawai'i																		
vs. TBA																		
vs. TBA																		
at Pittsburgh																		
at Georgia Tech																		
Florida State																		
at Clemson																		
Duke																		
at NC State																		
Louisville																		
at Florida State																		
Pittsburgh																		
at Virginia Tech																		
Wake Forest																		
at Boston College																		
Virginia																		
Syracuse																		
at Notre Dame																		
Boston College																		
at North Carolina																		
Virginia Tech																		

SEASON/CAREER HIGHS

Points

Season: 14 Gardner-Webb, 11/10/17
 Career: 16 at NC State, 2/4/17
 ACC: 16 at NC State, 2/4/17

Rebounds

Season: 10 Gardner-Webb, 11/10/17
 Career: 10 Gardner-Webb, 11/10/17
 ACC: 7 NC State, 12/31/16

Assists

Season: 2 Navy, 11/12/17
 Career: 2 Navy, 11/12/17
 ACC: 1 5x, last at Virginia, 2/20/17

Steals

Season: 1 Navy, 11/12/17
 Career: 1 11x, last vs. Navy, 11/12/17
 ACC: 1 5x, last vs. Duke, 2/25/17

Blocked Shots

Season: 3 Florida A&M, 11/16/17
 Career: 3 4x, last vs. Florida A&M, 11/16/17
 ACC: 3 Notre Dame, 1/12/17

Field Goals

Season: 6 Gardner-Webb, 11/10/17
 Career: 6 2x, last vs. Gardner-Webb, 11/10/17
 ACC: 6 at NC State, 2/4/17

Field-Goal Attempts

Season: 7 Gardner-Webb, 11/10/17
 Career: 10 Clemson, 2/18/17
 ACC: 10 Clemson 2/18/17

Free Throws

Season: 2 2x, last vs. Navy, 11/12/17
 Career: 5 vs. Mississippi State, 11/19/15
 ACC: 4 2x, last at NC State, 2/4/17

Free-Throw Attempts

Season: 4 Gardner-Webb, 11/10/17
 Career: 7 vs. Mississippi State, 11/19/15
 ACC: 6 at North Carolina, 2/20/16

3-Point Field Goals

Season: -
 Career: -
 ACC: -

3-Point Field-Goal Attempts


Season: -
 Career: -
 ACC: -

Minutes

Season: 22 Gardner-Webb, 11/10/17
 Career: 27 at NC State 2/4/17
 ACC: 27 at NC State 2/4/17

CAREER STATISTICS

Season	GP	GS	Min.	Avg.	3-Point			Free Throws			Rebounds				Scoring										
					FG	FGA	Pct.	FT	FTA	Pct.	Off.	Def.	Tot.	Avg.	PF	FO	Ast.	TO	Blk	Stl	Pts.	Avg.			
2015-16	15	0	79	5.3	10	16	.625	0	0	.000	12	19	.632	13	6	19	1.3	17	0	3	5	3	2	32	2.1
2016-17	32	9	417	13.0	53	98	.541	0	0	.000	29	42	.690	47	50	97	3.0	75	2	6	27	25	7	135	4.2
2017-18	3	0	62	20.7	13	17	.765	0	0	.000	4	9	.444	9	11	20	6.7	6	0	3	4	6	1	30	10.0
TOTAL	50	9	558	11.2	76	131	.580	0	0	.000	45	70	.643	69	67	136	2.7	98	2	12	36	34	10	197	3.9



3 ANTHONY LAWRENCE II

Jr. • 6-7 • 210 • Guard
St. Petersburg, Fla. • Lakewood Senior HS

2017-18 HIGHLIGHTS

• Scored 10 points on 4-for-5 shooting and grabbed seven boards in win over Navy (11/12)

2017-18 GAME-BY-GAME

	GS	Min	FG	Pct	3FG	Pct	FT	Pct	O-D-T	Avg	PF	FO	A	TO	Blk	Stl	Pts	Avg
Gardner-Webb	*	22	1-4	.250	1-3	.333	0-0	.000	3-4-7	7.0	3	0	1	0	0	2	3	3.0
Navy	*	30	4-5	.800	1-2	.500	1-2	.500	0-7-7	7.0	1	0	2	2	2	1	10	6.5
Florida A&M vs. La Salle	*	25	4-6	.667	3-5	.600	0-4	.000	0-4-4	6.0	3	0	1	2	0	0	11	8.0
North Florida at Minnesota																		
vs. Princeton																		
Boston University at George Washington																		
at Hawai'i																		
vs. TBA																		
vs. TBA																		
at Pittsburgh																		
at Georgia Tech																		
Florida State at Clemson																		
Duke at NC State																		
Louisville at Florida State																		
Pittsburgh at Virginia Tech																		
Wake Forest at Boston College																		
Virginia Syracuse																		
at Notre Dame																		
Boston College at North Carolina																		
Virginia Tech																		

SEASON/CAREER HIGHS

Points

Season: 11 Florida A&M, 11/16/17
Career: 19 at NC State, 2/4/17
ACC: 18 at NC State, 2/4/17

Rebounds

Season: 7 2x, last vs. Navy, 11/12/17
Career: 9 Notre Dame, 1/12/17
ACC: 9 Notre Dame, 1/12/17

Assists

Season: 2 Navy, 11/12/17
Career: 5 2x, last at Virginia, 2/20/17
ACC: 5 2x, last at Virginia, 2/20/17

Steals

Season: 2 Gardner-Webb, 11/10/17
Career: 4 3x, last vs. North Carolina, 3/9/17
ACC: 4 North Carolina, 3/9/17

Blocked Shots

Season: 2 Navy, 11/12/17
Career: 3 Western Carolina, 11/11/16
ACC: 2 2x, last vs. Virginia Tech, 2/17/16

Field Goals

Season: 4 2x, last vs. Florida A&M, 11/16/17
Career: 7 at NC State, 2/4/17
ACC: 7 at NC State, 2/4/17

Field-Goal Attempts

Season: 6 Florida A&M, 11/16/17
Career: 9 5x, last at Virginia Tech, 2/27/17
ACC: 9 4x, last at Virginia Tech, 2/27/17

Free Throws

Season: 1 Navy, 11/12/17
Career: 5 Louisiana, 11/16/15
ACC: 4 5x, last at Virginia, 2/20/17

Free-Throw Attempts

Season: 4 Florida A&M, 11/16/17
Career: 6 2x, last vs. Mississippi State, 11/19/15
ACC: 5 2x, vs. Georgia Tech, 2/15/17

3-Point Field Goals

Season: 3 Florida A&M, 11/16/17
Career: 4 2x, at Wake Forest, 1/18/17
ACC: 4 2x, at Wake Forest, 1/18/17

3-Point Field-Goal Attempts

Season: 5 Florida A&M, 11/16/17
Career: 9 5x, at Virginia Tech, 2/27/17
ACC: 9 4x, at Virginia Tech, 2/27/17

Minutes

Season: 30 Navy, 11/16/17
Career: 40 at Virginia, 2/20/17
ACC: 40 at Virginia, 2/20/17

CAREER STATISTICS

Season	GP	GS	Min.	Avg.	3-Point			Free Throws			Rebounds				Scoring										
					FG	FGA	Pct.	FT	FTA	Pct.	Off.	Def.	Tot.	Avg.	PF	FO	Ast.	TO	Blk	Stl	Pts.	Avg.			
2015-16	33	0	397	12.0	47	92	.511	18	42	.429	24	40	.600	29	34	63	1.9	39	0	27	13	11	17	136	4.1
2016-17	33	18	857	26.0	72	173	.416	35	99	.354	45	62	.726	27	97	124	3.8	78	1	57	47	15	42	224	6.8
2017-18	3	3	77	25.7	9	15	.600	5	10	.500	1	6	.167	3	15	18	6.0	7	0	4	4	2	3	24	8.0
TOTAL	69	21	1331	19.3	128	280	.457	58	151	.384	70	108	.648	59	146	205	3.0	124	1	88	64	28	62	384	5.6



2 CHRIS LYKES

Fr. • 5-7 • 161 • Guard
Mitchellville, Md. • Gonzaga College HS

2017-18 HIGHLIGHTS

- Hit a 3-pointer and played 18 minutes in college debut against Gardner-Webb (11/10)
- Scored 13 points and dished out four assists in win over Florida A&M (11/16)

2017-18 GAME-BY-GAME

	GS	Min	FG	Pct	3FG	Pct	FT	Pct	O-D-T	Avg	PF	FO	A	TO	Blk	Stl	Pts	Avg
Gardner-Webb	18	1-6	.167	1-5	.200	0-0	.000	0-1-1	1.0	3	0	1	4	0	1	3	3.0	
Navy	17	3-5	.600	2-2	1.000	0-0	.000	0-1-1	1.0	2	0	2	0	0	2	8	5.5	
Florida A&M	21	4-7	.571	3-6	.500	2-3	.667	0-1-1	1.0	2	0	4	1	0	1	13	8.0	
vs. La Salle																		
North Florida																		
at Minnesota																		
vs. Princeton																		
Boston University																		
at George Washington																		
at Hawai'i																		
vs. TBA																		
vs. TBA																		
at Pittsburgh																		
at Georgia Tech																		
Florida State																		
at Clemson																		
Duke																		
at NC State																		
Louisville																		
at Florida State																		
Pittsburgh																		
at Virginia Tech																		
Wake Forest																		
at Boston College																		
Virginia																		
Syracuse																		
at Notre Dame																		
Boston College																		
at North Carolina																		
Virginia Tech																		

CAREER HIGHS

Points

Career: 13 Florida A&M, 11/16/17

ACC: -

Rebounds

Career: 1 3x, last vs. Florida A&M, 11/16/17

ACC: -

Assists

Career: 4 Florida A&M, 11/16/17

ACC: -

Steals

Career: 2 Navy, 11/12/17

ACC: -

Blocked Shots

Career: -

ACC: -

Field Goals

Career: 4 Florida A&M, 11/16/17

ACC: -

Field-Goal Attempts

Career: 7 Florida A&M, 11/16/17

ACC: -

Free Throws

Career: 2 Florida A&M, 11/16/17

ACC: -

Free-Throw Attempts

Career: 3 Florida A&M, 11/16/17

ACC: -

3-Point Field Goals

Career: 3 Florida A&M, 11/16/17

ACC: -

3-Point Field-Goal Attempts

Career: 6 Florida A&M, 11/16/17

ACC: -

Minutes

Career: 21 Florida A&M, 11/16/17

ACC: -

CAREER STATISTICS

Season	GP	GS	Min.	Avg.	3-Point			Free Throws			Rebounds			Scoring											
					FG	FGA	Pct.	FT	FTA	Pct.	Off.	Def.	Tot.	Avg.	PF	FO	Ast.	TO	Blk	Stl	Pts.	Avg.			
2017-18	3	0	56	18.7	8	18	.444	6	13	.462	2	3	.667	0	3	3	1.0	7	0	7	5	0	4	24	8.0



14 RODNEY MILLER, JR.

So. • 7-0 • 255 • Center
Laurelton, N.Y. • Oak Hill Academy

2017-18 HIGHLIGHTS

- Scored four points in five minutes of action against Navy (11/12)

2017-18 GAME-BY-GAME

	GS	Min	FG	Pct	3FG	Pct	FT	Pct	O-D-T	Avg	PF	FO	A	TO	Blk	Stl	Pts	Avg
Gardner-Webb	4	0-1	.000	0-0	.000	0-1	.000	0-1-1	1.0	0	0	0	0	0	0	0	0	0.0
Navy	5	2-3	.667	0-0	.000	0-2	.000	0-0-0	0.5	1	0	0	0	0	0	0	4	2.0
Florida A&M	6	1-1	1.000	0-0	.000	0-0	.000	0-1-1	0.7	0	0	0	0	0	0	0	2	2.0
vs. La Salle																		
North Florida																		
at Minnesota																		
vs. Princeton																		
Boston University																		
at George Washington																		
at Hawai'i																		
vs. TBA																		
vs. TBA																		
at Pittsburgh																		
at Georgia Tech																		
Florida State																		
at Clemson																		
Duke																		
at NC State																		
Louisville																		
at Florida State																		
Pittsburgh																		
at Virginia Tech																		
Wake Forest																		
at Boston College																		
Virginia																		
Syracuse																		
at Notre Dame																		
Boston College																		
at North Carolina																		
Virginia Tech																		

SEASON/CAREER HIGHS

Points

Season: 4 Navy, 11/12/17
 Career: 5 Western Carolina, 11/11/16
 ACC: 2 vs. North Carolina, 3/9/17

Rebounds

Season: 1 2x, last vs. Florida A&M, 11/16/17
 Career: 3 at North Florida, 11/16/17
 ACC: 1 vs. North Carolina, 3/9/17

Assists

Season: -
 Career: -
 ACC: -

Steals

Season: -
 Career: -
 ACC: -

Blocked Shots

Season: -
 Career: -
 ACC: -

Field Goals

Season: 2 Navy, 11/12/17
 Career: 2 at North Florida, 11/16/16
 ACC: 1 vs. North Carolina, 3/9/17

Field-Goal Attempts

Season: 3 Navy, 11/12/17
 Career: 4 Western Carolina, 11/11/16
 ACC: 3 vs. North Carolina, 3/9/17

Free Throws

Season: -
 Career: 3 Western Carolina, 11/11/16
 ACC: 1 at Wake Forest, 1/18/17

Free-Throw Attempts

Season: -
 Career: 6 Western Carolina, 11/11/16
 ACC: 2 at Wake Forest, 1/18/17

3-Point Field Goals

Season: -
 Career: -
 ACC: -

3-Point Field-Goal Attempts

Season: -
 Career: -
 ACC: -

Minutes

Season: 6 Florida A&M, 11/16/17
 Career: 11 at North Florida, 11/16/16
 ACC: 8 vs. North Carolina, 3/9/17

CAREER STATISTICS

Season	GP	GS	Min.	Avg.	3-Point			Free Throws			Rebounds				Scoring										
					FG	FGA	Pct.	FT	FTA	Pct.	Off.	Def.	Tot.	Avg.	PF	FO	Ast.	TO	Blk	Stl	Pts.	Avg.			
2016-17	15	0	57	3.8	5	11	.455	0	0	.000	4	9	.444	4	5	9	0.6	6	0	0	1	1	0	14	0.9
2017-18	3	0	15	5.0	3	5	.600	0	0	.000	0	3	.000	0	2	2	0.7	1	0	0	0	0	0	6	2.0
TOTAL	18	0	72	4.0	8	16	.500	0	0	.000	4	12	.333	4	7	11	0.6	7	0	0	1	1	0	20	1.1



O JA'QUAN NEWTON

Sr. • 6-3 • 191 • Guard
Philadelphia, Pa. • Neumann-Goretti HS

2017-18 HIGHLIGHTS

- Leads team with 98 career games played
- Scored in double figures in each of Miami's first three contests

2017-18 GAME-BY-GAME

	GS	Min	FG	Pct	3FG	Pct	FT	Pct	O-D-T	Avg	PF	FO	A	TO	Blk	Stl	Pts	Avg
Gardner-Webb	*	28	4-6	.667	1-2	.500	4-8	.500	0-0-0	0.0	1	0	1	0	0	0	13	13.0
Navy	*	26	6-10	.600	1-3	.333	1-1	1.000	0-3-3	1.5	1	0	1	4	0	1	14	13.5
Florida A&M	*	26	5-9	.556	0-2	.000	5-7	.714	1-2-3	2.0	2	0	4	4	0	1	15	14.0
vs. La Salle																		
North Florida																		
at Minnesota																		
vs. Princeton																		
Boston University																		
at George Washington																		
at Hawai'i																		
vs. TBA																		
vs. TBA																		
at Pittsburgh																		
at Georgia Tech																		
Florida State																		
at Clemson																		
Duke																		
at NC State																		
Louisville																		
at Florida State																		
Pittsburgh																		
at Virginia Tech																		
Wake Forest																		
at Boston College																		
Virginia																		
Syracuse																		
at Notre Dame																		
Boston College																		
at North Carolina																		
Virginia Tech																		

SEASON/CAREER HIGHS

Points	
Season:	15 Florida A&M, 11/16/17
Career:	23 Boston College, 1/25/17
ACC:	23 Boston College, 1/25/17
Rebounds	
Season:	3 2x, last vs. Florida A&M, 11/16/17
Career:	9 Columbia, 12/28/16
ACC:	7 North Carolina, 1/28/17
Assists	
Season:	4 Florida A&M, 11/16/17
Career:	9 vs. Wofford, 12/3/16
ACC:	7 2x, last at Wake Forest, 1/18/17
Steals	
Season:	1 2x, last vs. Florida A&M, 11/6/17
Career:	4 2x, last at NC State, 1/30/16
ACC:	4 at NC State, 1/30/16
Blocked Shots	
Season:	-
Career:	1 9x, last vs. Virginia Tech, 3/10/16
ACC:	1 3x, last vs. Virginia, 2/22/16
Field Goals	
Season:	6 Navy, 11/12/17
Career:	9 vs. Iowa State, 11/25/16
ACC:	8 Boston College, 1/25/17
Field-Goal Attempts	
Season:	10 Navy, 11/12/17
Career:	16 2x, last vs. Notre Dame, 1/12/17
ACC:	16 Notre Dame, 1/12/17
Free Throws	
Season:	5 Florida A&M, 11/16/17
Career:	9 2x, last vs. Virginia, 3/11/16
ACC:	7 2x, last vs. Boston College, 1/25/17
Free-Throw Attempts	
Season:	8 Gardner-Webb, 11/10/17
Career:	11 vs. Virginia, 3/11/16
ACC:	10 2x, last vs. NC State, 12/31/16
3-Point Field Goals	
Season:	1 2x, last vs. Navy, 11/12/17
Career:	3 Columbia, 12/28/16
ACC:	2 2x, last at Louisville, 2/11/17
3-Point Field-Goal Attempts	
Season:	3 Navy, 11/12/17
Career:	5 Columbia, 12/28/16
ACC:	3 3x, last at Louisville, 2/11/17
Minutes	
Season:	28 Gardner-Webb, 11/10/17
Career:	38 2x, last vs. Florida, 11/27/16
ACC:	36 Notre Dame, 1/12/17

CAREER STATISTICS

Season	GP	GS	Min.	Avg.	3-Point			Free Throws			Rebounds			Scoring											
					FG	FGA	Pct.	FT	FTA	Pct.	Off.	Def.	Tot.	Avg.	PF	FO	Ast.	TO	Blk	Stl	Pts.	Avg.			
2014-15	34	3	459	13.5	45	111	.405	4	10	.400	41	64	.641	8	35	43	1.3	34	0	47	39	4	8	135	4.0
2015-16	31	1	703	22.7	105	228	.461	9	26	.346	105	143	.734	16	55	71	2.3	48	0	76	66	5	27	324	10.5
2016-17	30	28	942	31.4	150	332	.452	11	40	.275	93	133	.699	18	87	105	3.5	49	0	101	98	1	34	404	13.5
2017-18	3	3	80	26.7	15	25	.600	2	7	.286	10	16	.625	1	5	6	2.0	4	0	6	8	0	2	42	14.0
TOTAL	98	35	2184	22.3	315	696	.453	26	83	.313	249	356	.699	43	182	225	2.3	135	0	230	211	10	71	905	9.2



5 MIKE ROBINSON

Sr. • 5-10 • 170 • Guard
New Britain, Conn. • New Britain HS

2017-18 HIGHLIGHTS

• Scored first field goal since 2015-16 season with his 3-pointer in season opener

2017-18 GAME-BY-GAME

	GS	Min	FG	Pct	3FG	Pct	FT	Pct	O-D-T	Avg	PF	FO	A	TO	Blk	Stl	Pts	Avg
Gardner-Webb	1	1-1	1.00	1-1	1.000	0-0	.000	0-0-0	0.0	0	0	0	0	0	0	0	3	3.0
Navy	3	0-0	.000	0-0	.000	0-0	.000	0-0-0	0.0	0	0	0	0	0	0	0	0	1.5
Florida A&M vs. La Salle	2	0-0	.000	0-0	.000	0-0	.000	0-0-0	0.0	0	0	0	0	0	0	0	0	1.0
North Florida at Minnesota																		
vs. Princeton																		
Boston University at George Washington																		
at Hawai'i vs. TBA																		
vs. TBA at Pittsburgh																		
at Georgia Tech																		
Florida State at Clemson																		
Duke at NC State																		
Louisville at Florida State																		
Pittsburgh at Virginia Tech																		
Wake Forest at Boston College																		
Virginia Syracuse																		
at Notre Dame																		
Boston College at North Carolina																		
Virginia Tech																		

SEASON/CAREER HIGHS

Points

Season: 3 Gardner-Webb, 11/10/17
Career: 6 vs. Utah, 11/20/15
ACC: 2 at North Carolina, 2/20/16

Rebounds

Season: -
Career: 1 2x, last vs. S. Carolina St., 12/6/16
ACC: -

Assists

Season: -
Career: -
ACC: -

Steals

Season: -
Career: 1 Western Carolina, 11/11/16
ACC: -

Blocked Shots

Season: -
Career: -
ACC: -

Field Goals

Season: 1 Gardner-Webb, 11/10/17
Career: 2 vs. Utah, 11/20/15
ACC: 1 at North Carolina, 2/20/16

Field-Goal Attempts

Season: 1 Gardner-Webb, 11/10/17
Career: 2 5x, last vs. S. Carolina St., 12/6/16
ACC: 1 2x, last vs. North Carolina, 3/9/17

Free Throws

Season: -
Career: 1 vs. South Carolina St., 12/6/16
ACC: -

Free-Throw Attempts

Season: -
Career: 2 vs. South Carolina St., 12/6/16
ACC: -

3-Point Field Goals

Season: 1 Gardner-Webb, 11/10/17
Career: 2 vs. Utah, 11/20/15
ACC: -

3-Point Field-Goal Attempts


Season: 1 Florida A&M, 11/10/17
Career: 2 4x, last at North Florida, 11/16/16
ACC: 1 2x, last vs. North Carolina, 3/9/17

Minutes

Season: 3 Navy, 11/12/17
Career: 5 vs. Western Carolina, 11/11/16
ACC: 2 3x, last vs. North Carolina, 3/9/17

CAREER STATISTICS

Season	GP	GS	Min.	Avg.	FG			3-Point			Free Throws			Rebounds				Scoring							
					FGA	Pct.	FG	FGA	Pct.	FT	FTA	Pct.	Off.	Def.	Tot.	Avg.	PF	FO	Ast.	TO	Blk	Stl	Pts.	Avg.	
2015-16	9	0	14	1.6	5	9	.556	4	7	.571	0	0	.000	0	1	1	0.1	3	0	0	0	0	0	14	1.6
2016-17	9	0	19	2.1	0	5	.000	0	4	.000	1	2	.500	1	0	1	0.1	2	0	0	1	0	1	1	0.1
2017-18	3	0	6	2.0	1	1	1.000	1	1	1.000	0	0	.000	0	0	0	0.0	0	0	0	0	0	0	3	1.0
TOTAL	21	0	39	1.9	6	15	.400	5	12	.417	1	2	.500	1	1	2	0.1	5	0	0	1	0	1	18	0.9



35 CHRIS STOWELL

Sr. • 6-6 • 208 • Forward
Exeter, N.H. • Exeter

2017-18 HIGHLIGHTS

• Was named to Omicron Delta Kappa (ODK) National Leadership Society in Spring 2017

2017-18 GAME-BY-GAME

	GS	Min	FG	Pct	3FG	Pct	FT	Pct	O-D-T	Avg	PF	FO	A	TO	Blk	Stl	Pts	Avg
Gardner-Webb	1		0-0	.000	0-0	.000	0-0	.000	0-0-0	0.0	0	0	0	0	0	0	0	0.0
Navy	3		0-0	.000	0-0	.000	0-0	.000	0-1-1	0.5	0	0	0	0	0	0	0	0.0
Florida A&M	2		0-1	.000	0-1	.000	0-0	.000	0-0-0	0.3	0	0	0	0	0	0	0	0.0
vs. La Salle																		
North Florida																		
at Minnesota																		
vs. Princeton																		
Boston University																		
at George Washington																		
at Hawai'i																		
vs. TBA																		
vs. TBA																		
at Pittsburgh																		
at Georgia Tech																		
Florida State																		
at Clemson																		
Duke																		
at NC State																		
Louisville																		
at Florida State																		
Pittsburgh																		
at Virginia Tech																		
Wake Forest																		
at Boston College																		
Virginia																		
Syracuse																		
at Notre Dame																		
Boston College																		
at North Carolina																		
Virginia Tech																		

SEASON/CAREER HIGHS

Points

Season: -
Career: -
ACC: -

Rebounds

Season: -
Career: 2 South Carolina State, 12/6/16
ACC: -

Assists

Season: -
Career: 1 Howard, 11/14/14
ACC: -

Steals

Season: -
Career: -
ACC: -

Blocked Shots

Season: -
Career: 1 at North Carolina, 2/20/16
ACC: 1 at North Carolina, 2/20/16

Field Goals

Season: -
Career: -
ACC: -

Field-Goal Attempts

Season: 1 Florida A&M, 11/16/17
Career: 1 4x, last vs. Florida A&M, 11/16/17
ACC: -

Free Throws

Season: -
Career: -
ACC: -

Free-Throw Attempts

Season: -
Career: -
ACC: -

3-Point Field Goals

Season: -
Career: -
ACC: -


3-Point Field-Goal Attempts

Season: 1 Florida A&M, 11/16/17
Career: 1 3x, last vs. Florida A&M, 11/16/16
ACC: -

Minutes

Season: 3 Navy, 11/12/17
Career: 3 4x, last vs. Navy, 11/12/17
ACC: 1 4x, last at Virginia Tech, 3/5/16

CAREER STATISTICS										3-Point			Free Throws			Rebounds			Scoring						
Season	GP	GS	Min.	Avg.	FG	FGA	Pct.	FG	FGA	Pct.	FT	FTA	Pct.	Off.	Def.	Tot.	Avg.	PF	FO	Ast.	TO	Blk	Stl	Pts.	Avg.
2014-15	4	0	6	1.5	0	1	.000	0	0	.000	0	0	.000	0	0	0	0.0	1	0	1	0	0	0	0	0.0
2015-16	9	0	13	1.4	0	1	.000	0	1	.000	0	0	.000	0	3	3	0.3	1	0	0	1	1	0	0	0.0
2016-17	6	0	10	1.7	0	1	.000	0	1	.000	0	0	.000	0	2	2	0.3	0	0	0	0	0	0	0	0.0
2017-18	3	0	6	2.0	0	1	.000	0	1	.000	0	0	.000	0	1	1	0.3	0	0	0	0	0	0	0	0.0
TOTAL	22	0	35	1.6	0	4	.000	0	3	.000	0	0	.000	0	6	6	0.3	2	0	1	1	1	0	0	0.0



1 DEJAN VASILJEVIC

So. • 6-3 • 203 • Guard

Melbourne, Australia • Australian Institute of Sport

2017-18 HIGHLIGHTS

- After tough shooting night in opener, bounced back to score 16 points against Navy and 15 against Florida A&M
- Made first college start in 2017-18 season opener after coming off bench in all 33 games last year

2017-18 GAME-BY-GAME

	GS	Min	FG	Pct	3FG	Pct	FT	Pct	O-D-T	Avg	PF	FO	A	TO	Blk	Stl	Pts	Avg
Gardner-Webb	*	30	2-12	.167	1-10	.100	2-2	1.000	0-2-2	2.0	1	0	0	0	0	0	7	7.0
Navy	*	20	5-10	.500	4-8	.500	2-2	1.000	0-3-3	2.5	2	0	0	0	0	2	16	11.5
Florida A&M	*	31	6-10	.600	3-6	.500	0-0	.000	0-4-4	3.0	2	0	2	0	1	1	15	12.7
vs. La Salle																		
North Florida																		
at Minnesota																		
vs. Princeton																		
Boston University																		
at George Washington																		
at Hawai'i																		
vs. TBA																		
vs. TBA																		
at Pittsburgh																		
at Georgia Tech																		
Florida State																		
at Clemson																		
Duke																		
at NC State																		
Louisville																		
at Florida State																		
Pittsburgh																		
at Virginia Tech																		
Wake Forest																		
at Boston College																		
Virginia																		
Syracuse																		
at Notre Dame																		
Boston College																		
at North Carolina																		
Virginia Tech																		

SEASON/CAREER HIGHS

Points

Season: 16 Navy, 11/12/17
 Career: 18 at Syracuse, 1/4/17
 ACC: 18 at Syracuse, 1/4/17

Rebounds

Season: 4 Florida A&M, 11/16/17
 Career: 4 2x, last vs. Florida A&M, 11/16/17
 ACC: 4 at Virginia, 2/20/17

Assists

Season: 2 Florida A&M, 11/16/17
 Career: 2 3x, last vs. Florida A&M, 11/16/17
 ACC: 1 4x, last vs. Clemson, 2/18/17

Steals

Season: 2 Navy, 11/12/17
 Career: 2 Navy, 11/12/17
 ACC: 1 6x, last vs. Clemson, 2/18/17

Blocked Shots

Season: 1 Florida A&M, 11/16/17
 Career: 1 2x, last vs. Florida A&M, 11/16/17
 ACC: -

Field Goals

Season: 6 Florida A&M, 11/16/17
 Career: 6 2x, last vs. Florida A&M, 11/16/17
 ACC: 6 at Syracuse, 1/4/17

Field-Goal Attempts

Season: 12 Gardner-Webb, 11/10/17
 Career: 13 vs. South Carolina State, 12/6/16
 ACC: 12 at Syracuse, 1/4/17

Free Throws

Season: 2 2x, last vs. Navy, 11/12/17
 Career: 3 Rutgers, 11/30/16
 ACC: 2 2x, last at Virginia, 2/20/17

Free-Throw Attempts

Season: 2 2x, last vs. Navy, 11/12/17
 Career: 3 Rutgers, 11/30/16
 ACC: 2 5x, last at Florida State, 3/4/17

3-Point Field Goals

Season: 4 Navy, 11/12/17
 Career: 6 at Syracuse, 1/4/17
 ACC: 6 at Syracuse, 1/4/17

3-Point Field-Goal Attempts

Season: 10 Florida A&M, 11/10/17
 Career: 12 at Syracuse, 1/4/17
 ACC: 12 at Syracuse, 1/4/17

Minutes

Season: 31 Florida A&M, 11/16/17
 Career: 31 Florida A&M, 11/16/17
 ACC: 29, at Virginia, 2/20/17

CAREER STATISTICS

Season	GP	GS	Min.	Avg.	FG			3-Point			Free Throws			Rebounds				Scoring							
					FGA	Pct.	3FGA	Pct.	FTA	Pct.	Off.	Def.	Tot.	Avg.	PF	FO	Ast.	TO	Blk	Stl	Pts.	Avg.			
2016-17	33	0	577	17.5	65	182	.357	51	146	.349	16	20	.800	5	39	44	1.3	31	0	15	13	1	11	197	6.0
2017-18	3	3	81	27.0	13	32	.406	8	24	.333	4	4	1.000	0	9	9	3.0	5	0	2	0	1	3	38	12.7
TOTAL	36	3	658	18.3	78	214	.364	59	170	.347	20	24	.833	5	48	53	1.5	36	0	17	13	2	14	235	6.5



21 SAM WAARDENBURG

R-Fr. • 6-10 • 217 • Forward
Henderson, New Zealand • Rangitoto College

2017-18 HIGHLIGHTS

- Did not play in first three games (back); day-to-day

CAREER HIGHS

Points
Career:
ACC:
Rebounds
Career:
ACC:
Assists
Career:
ACC:
Steals
Career:
ACC:
Blocked Shots
Career:
ACC:
Field Goals
Career:
ACC:
Field-Goal Attempts
Career:
ACC:
Free Throws
Career:
ACC:
Free-Throw Attempts
Career:
ACC:
3-Point Field Goals
Career:
ACC:
3-Point Field-Goal Attempts
Career:
ACC:
Minutes
Career:
ACC:

2017-18 GAME-BY-GAME

	GS	Min	FG	Pct	3FG	Pct	FT	Pct	O-D-T	Avg	PF	FO	A	TO	Blk	Stl	Pts	Avg
Gardner-Webb	DNP																	
Navy	DNP																	
Florida A&M	DNP																	
vs. La Salle																		
North Florida																		
at Minnesota																		
vs. Princeton																		
Boston University																		
at George Washington																		
at Hawai'i																		
vs. TBA																		
vs. TBA																		
at Pittsburgh																		
at Georgia Tech																		
Florida State																		
at Clemson																		
Duke																		
at NC State																		
Louisville																		
at Florida State																		
Pittsburgh																		
at Virginia Tech																		
Wake Forest																		
at Boston College																		
Virginia																		
Syracuse																		
at Notre Dame																		
Boston College																		
at North Carolina																		
Virginia Tech																		

CAREER STATISTICS

Season	GP	GS	Min.	Avg.	FG	FGA	Pct.	3-Point			Free Throws			Rebounds				Scoring																			
								FG	FGA	Pct.	FT	FTA	Pct.	Off.	Def.	Tot.	Avg.	PF	FO	Ast.	TO	Blk	Stl	Pts.	Avg.												
2017-18	-	-																																			



4 LONNIE WALKER IV

Fr. • 6-5 • 204 • Guard
Reading, Pa. • Reading HS

2017 McDonald's All-American

2017-18 HIGHLIGHTS

- Scored 10 points and added five assists in college debut (11/10/17)
- Left Florida A&M game in first half with left ankle injury; expected to play Wednesday vs. La Salle

2017-18 GAME-BY-GAME

	GS	Min	FG	Pct	3FG	Pct	FT	Pct	O-D-T	Avg	PF	FO	A	TO	Blk	Stl	Pts	Avg
Gardner-Webb	25	4-5	.800	2-3	.667	0-0	.000	1-1-2	2.0	0	0	5	2	0	0	10	10.0	
Navy	24	3-7	.429	1-5	.200	1-1	1.000	0-2-2	2.0	0	0	1	0	1	1	8	9.0	
Florida A&M	10	2-4	.500	1-2	.500	0-0	.000	0-2-2	2.0	0	0	0	0	0	1	5	7.7	
vs. La Salle																		
North Florida																		
at Minnesota																		
vs. Princeton																		
Boston University																		
at George Washington																		
at Hawai'i																		
vs. TBA																		
vs. TBA																		
at Pittsburgh																		
at Georgia Tech																		
Florida State																		
at Clemson																		
Duke																		
at NC State																		
Louisville																		
at Florida State																		
Pittsburgh																		
at Virginia Tech																		
Wake Forest																		
at Boston College																		
Virginia																		
Syracuse																		
at Notre Dame																		
Boston College																		
at North Carolina																		
Virginia Tech																		

CAREER HIGHS

Points	Career: 10	Gardner-Webb, 11/10/17
ACC:	-	
Rebounds	Career: 2	3x, last vs. Florida A&M, 11/16/17
ACC:	-	
Assists	Career: 5	Gardner-Webb, 11/10/17
ACC:	-	
Steals	Career: 1	2x, last vs. Florida A&M, 11/16/17
ACC:	-	
Blocked Shots	Career: 1	Navy, 11/12/17
ACC:	-	
Field Goals	Career: 4	Gardner-Webb, 11/10/17
ACC:	-	
Field-Goal Attempts	Career: 7	Navy, 11/12/17
ACC:	-	
Free Throws	Career: 1	Navy, 11/12/17
ACC:	-	
Free-Throw Attempts	Career: 1	Navy, 11/12/17
ACC:	-	
3-Point Field Goals	Career: 2	Gardner-Webb, 11/10/17
ACC:	-	
3-Point Field-Goal Attempts	Career: 5	Navy, 11/12/17
ACC:	-	
Minutes	Career: 25	Gardner-Webb, 11/10/17
ACC:	-	

CAREER STATISTICS

Season	GP	GS	Min.	Avg.	3-Point			Free Throws			Rebounds				Scoring										
					FG	FGA	Pct.	FT	FTA	Pct.	Off.	Def.	Tot.	Avg.	Pts.	Avg.									
2017-18	3	0	59	19.7	9	16	.563	4	10	.400	1	1	1,000	1	5	6	2.0	0	0	6	2	1	2	23	7.7



2017-18 MIAMI BASKETBALL ROSTER

NUMERICAL ROSTER

No.	Name	Yr.	Pos.	Ht.	Wt.	Hometown/Previous School
0	Ja'Quan Newton	Sr.	G	6-3	191	Philadelphia, Pa. / Neumann-Goretti HS
1	Dejan Vasiljevic	So.	G	6-3	203	Melbourne, Australia / Australian Institute of Sport
2	Chris Lykes	Fr.	G	5-7	161	Mitchellville, Md. / Gonzaga College HS
3	Anthony Lawrence II	Jr.	G	6-7	210	St. Petersburg, Fla. / Lakewood Senior HS
4	Lonnie Walker IV	Fr.	G	6-5	204	Reading, Pa. / Reading HS
5	Mike Robinson	Sr.	G	5-10	170	New Britain, Conn. / New Britain HS
10	Miles Wilson^	So.	G	6-5	198	Baltimore, Md. / Mount St. Mary's
11	Bruce Brown, Jr.	So.	G	6-5	205	Boston, Mass. / Vermont Academy
14	Rodney Miller, Jr.	So.	C	7-0	255	Laurelton, N.Y. / Oak Hill Academy
15	Ebuka Izundu	Jr.	C	6-10	235	Charlotte, N.C. / Victory Christian Center / Nigeria
20	Dewan Huell	So.	F	6-11	236	Miami, Fla. / Miami Norland HS
21	Sam Waardenburg	R-Fr.	F	6-10	217	Henderson, New Zealand / Rangitoto College
22	Deng Gak	Fr.	F	6-10	195	Sydney, Australia / Blair Academy (N.J.)
35	Chris Stowell	Sr.	F	6-6	208	Exeter, N.H. / Tilton School (N.H.) / Exeter HS

ALPHABETICAL ROSTER

No.	Name	Yr.	Pos.	Ht.	Wt.	Hometown/Previous School
11	Bruce Brown, Jr.	So.	G	6-5	205	Boston, Mass. / Vermont Academy
22	Deng Gak	Fr.	F	6-10	195	Sydney, Australia / Blair Academy (N.J.)
20	Dewan Huell	So.	F	6-11	236	Miami, Fla. / Miami Norland HS
15	Ebuka Izundu	Jr.	C	6-10	235	Charlotte, N.C. / Victory Christian Center / Nigeria
3	Anthony Lawrence II	Jr.	G	6-7	210	St. Petersburg, Fla. / Lakewood Senior HS
2	Chris Lykes	Fr.	G	5-7	161	Mitchellville, Md. / Gonzaga College HS
14	Rodney Miller, Jr.	So.	C	7-0	255	Laurelton, N.Y. / Oak Hill Academy
0	Ja'Quan Newton	Sr.	G	6-3	191	Philadelphia, Pa. / Neumann-Goretti HS
5	Mike Robinson	Sr.	G	5-10	170	New Britain, Conn. / New Britain HS
35	Chris Stowell	Sr.	F	6-6	208	Exeter, N.H. / Tilton School (N.H.) / Exeter HS
1	Dejan Vasiljevic	So.	G	6-3	203	Melbourne, Australia / Australian Institute of Sport
21	Sam Waardenburg	R-Fr.	F	6-10	217	Henderson, New Zealand / Rangitoto College
4	Lonnie Walker IV	Fr.	G	6-5	204	Reading, Pa. / Reading HS
10	Miles Wilson^	So.	G	6-5	198	Baltimore, Md. / Mount St. Mary's

^ sitting out 2017-18 season per NCAA transfer regulations

Head Coach: Jim Larrañaga, Providence '71, seventh season

Associate Head Coach: Chris Caputo, Westfield State (Mass.) '02

Assistant Coach: Jamal Brunt, Randolph-Macon '03

Assistant Coach: Adam Fisher, Penn State '06, '09

Director of Operations: Lamont Franklin, UNC Wilmington '97

Strength & Conditioning Coach: Steve Felde, Concordia University (Wis.) '03

Associate Athletic Trainer: Javier Jimenez, Temple '06

Associate Director of Operations: Jeff Dyer, Delaware '14

Player Development Assistant: Chaison Allen, Northeastern '11

PRONUNCIATION GUIDE

Deng Gak	Gawk
Dewan Huell	Duh-wan HUE-ull
Ebuka Izundu	ee-BOO-kuh ee-ZOON-du
Ja'Quan Newton	Juh-QUAN
Chris Stowell	Stole
Dejan Vasiljevic	DAY-on Vass-EEL-uh-vitch

HC Jim Larrañaga	LARE-uh-NAY-guh
AC Chris Caputo	Cuh-POO-toe
SC Steve Felde	FELL-dee
AT Javier Jimenez	Hah-VEE-air Him-EN-ez

CLASS BREAKDOWN

FRESHMEN (4)

Deng Gak
Chris Lykes
Sam Waardenburg*
Lonnie Walker IV
* - Redshirt

SOPHOMORES (5)

Bruce Brown, Jr.
Dewan Huell
Rodney Miller, Jr.
Dejan "DJ" Vasiljevic
Miles Wilson

JUNIORS (2)

Ebuka Izundu
Anthony Lawrence II

SENIORS (3)

Ja'Quan Newton
Mike Robinson
Chris Stowell

GEOGRAPHIC BREAKDOWN

UNITED STATES

Connecticut
Mike Robinson

Florida

Dewan Huell
Anthony Lawrence II

Maryland

Chris Lykes
Miles Wilson

Massachusetts

Bruce Brown, Jr.

New Hampshire

Chris Stowell

New York

Rodney Miller, Jr.

Pennsylvania

Ja'Quan Newton
Lonnie Walker IV

INTERNATIONAL

Australia
Dejan Vasiljevic
Deng Gak

New Zealand

Sam Waardenburg

Nigeria

Ebuka Izundu




TV/RADIO ROSTER



#0 JA'QUAN NEWTON
SR • G • 6-3 • PHILADELPHIA, PA.

	GP-GS	PPG	RPG	APG	MPG
2017-18	3-3	14.0	2.0	2.0	26.7
CAREER	98-35	9.2	2.3	2.3	22.2



#1 DEJAN VASILJEVIC
SO • G • 6-3 • MELBOURNE, AUSTRALIA

	GP-GS	PPG	RPG	APG	MPG
2017-18	3-3	12.7	3.0	0.7	27.0
CAREER	36-3	6.5	1.5	0.5	18.3



#2 CHRIS LYKES
FR • G • 5-7 • MITCHELLVILLE, MD.

	GP-GS	PPG	RPG	APG	MPG
2017-18	3-0	8.0	1.0	2.3	18.7
CAREER	3-0	8.0	1.0	2.3	18.7



#3 ANTHONY LAWRENCE II
JR • G • 6-7 • ST. PETERSBURG, FLA.

	GP-GS	PPG	RPG	APG	MPG
2017-18	3-3	8.0	6.0	1.3	25.7
CAREER	69-21	5.6	3.0	1.3	19.3



#4 LONNIE WALKER IV
FR • G • 6-4 • READING, PA.

	GP-GS	PPG	RPG	APG	MPG
2017-18	3-0	7.7	2.0	2.0	19.7
CAREER	3-0	7.7	2.0	3.0	19.7



#5 MIKE ROBINSON
SR • G • 5-10 • NEW BRITAIN, CONN.

	GP-GS	PPG	RPG	APG	MPG
2017-18	3-0	1.0	0.0	0.0	2.0
CAREER	21-0	0.9	0.1	0.0	1.9



#10 MILES WILSON
SO • G • 6-5 • BALTIMORE, MD.

	GP-GS	PPG	RPG	APG	MPG
2017-18	-	-	-	-	-
CAREER	25-24	11.8	3.9	0.7	28.9



#11 BRUCE BROWN
SO • G • 6-5 • BOSTON, MASS.

	GP-GS	PPG	RPG	APG	MPG
2017-18	3-3	9.3	8.3	6.7	31.3
CAREER	36-32	11.6	5.9	3.5	31.9



#14 RODNEY MILLER, JR.
SO • C • 7-0 • LAURELTON, N.Y.

	GP-GS	PPG	RPG	APG	MPG
2017-18	3-0	2.0	0.7	0.0	5.0
CAREER	18-0	1.1	0.6	0.0	4.0



#15 EBUKA IZUNDU
JR • C • 6-10 • CHARLOTTE, N.C.

	GP-GS	PPG	RPG	APG	MPG
2017-18	3-0	10.0	6.7	1.0	20.7
CAREER	50-7	3.9	2.7	0.2	11.2



#20 DEWAN HUELL
SO • C • 6-11 • MIAMI, FLA.

	GP-GS	PPG	RPG	APG	MPG
2017-18	3-3	12.7	7.7	1.0	21.3
CAREER	35-18	6.4	3.5	0.3	17.7




#21 SAM WAARDENBURG
RFR • F • 6-10 • HENDERSON, NEW ZEALAND

	GP-GS	PPG	RPG	APG	MPG
2017-18	-	-	-	-	-
CAREER	0.0	0.0	0.0	0.0	0.0



#22 DENG GAK
FR • F • 6-10 • SYDNEY, AUSTRALIA

	GP-GS	PPG	RPG	APG	MPG
2017-18	-	-	-	-	-
CAREER	0.0	0.0	0.0	0.0	0.0



#35 CHRIS STOWELL
SR • F • 6-6 • EXETER, N.H.

	GP-GS	PPG	RPG	APG	MPG
2017-18	3-0	0.0	0.3	0.0	2.0
CAREER	22-0	0.0	0.3	0.0	1.6