

**15-16 SCHEDULE**

**NOVEMBER (3-3)**

Sat 14	St. Francis Brooklyn	ESPN3	W, 75-49
Thu 19	Central Connecticut	ESPN3	W, 82-57
Sun 22	Harvard	ESPNU	W, 69-56
Thu 26	Michigan State#	ESPN2	L, 99-68
Fri 27	UC Irvine#	ESPN3	L, 80-67
Sun 29	Santa Clara#	ESPN3	L, 62-45

**DECEMBER (4-3)**

Wed 2	Penn State\$	ESPNU	L, 67-58
Sun 6	UMass Lowell	ESPN3	L, 68-66
Wed 9	at Providence	FS1	L, 66-51
Sun 13	Maine	ESPN3	W, 91-60
Sat 19	Delaware	ESPN3	W, 69-61
Tue 22	vs. Fordham%	ESPN3	W, 64-55
Wed 30	New Hampshire	ESPN3	W, 72-67 (ot)

**JANUARY (0-4, 0-4 ACC)**

Sat 2	Duke*	RSN	L, 81-64
Thu 7	Notre Dame*	RSN	L, 82-54
Wed 13	at Syracuse*	RSN	L, 62-40
Sat 16	at Pittsburgh*	RSN	L, 84-61
Wed 20	Miami*	RSN	9 p.m.
Sat 23	at Notre Dame*	ACCN	Noon
Tue 26	Florida State*	ESPNU	7 p.m.
Sat 30	at North Carolina*	ESPN2	4 p.m.

**FEBRUARY**

Wed 3	at Virginia*	RSN	7 p.m.
Sat 6	at Louisville*	ACCN	Noon
Tue 9	North Carolina*	ACCN	8 p.m.
Sun 14	Syracuse*	ACCN	1 p.m.
Wed 17	at Clemson*	RSN	7 p.m.
Sun 21	at Wake Forest*	ESPNU	6:30 p.m.
Tue 23	Virginia Tech*	ESPNU	9 p.m.
Sat 27	Georgia Tech*	RSN	Noon

**MARCH**

Wed 2	at NC State*	RSN	9 p.m.
Sat 5	Clemson*	RSN	Noon
Tue 8	ACC First Round	TBA	
Wed 9	ACC Second Round	TBA	
Thu 10	ACC Quarterfinals	TBA	
Fri 11	ACC Semifinals	TBA	
Sat 12	ACC Final		8:30 p.m.

\*ACC game  
#Wooden Legacy  
\$Big Ten/ACC Challenge  
%Barclays Center (Brooklyn, N.Y.)

**COACHES**

**THE CLEMENT AND ELIZABETH IZZI FAMILY HEAD MEN'S BASKETBALL COACH**  
Jim Christian • second season • Rhode Island '88

**ASSISTANT COACHES**  
Scott Spinelli • second season • Boston Univ. '89  
Bill Wuczynski • second season • UNLV '96  
Stan Heath • first season • Eastern Washington '88

**DIRECTOR OF OPERATIONS**  
Dan McDermott • 11th season • Boston College '04

**BOSTON COLLEGE**

**EAGLES**  
**7-10 • 0-4**

OVERALL ACC  
Home: 6-4  
Road: 0-3  
Neutral: 1-3  
Last 5: 1-4  
Last 10: 4-6



**#15/14 MIAMI HURRICANES**

**13-3 • 2-2**

OVERALL ACC  
Home: 8-1  
Road: 2-2  
Neutral: 3-0  
Last 5: 3-2  
Last 10: 8-2



**INSIDE THE SERIES**

Record vs. Miami.....	24-21	First meeting	..... December 4, 1962 (L, 72-69)
Streak vs. Miami.....	L10	..... at Roberts Center	
Last 10 vs. Miami.....	0-10	..... February 16, 2015 (L, 89-86 in 2ot)	
Home vs. Miami.....	11-9	..... at Conte Forum	
Away vs. Miami.....	11-11		
Neutral vs. Miami.....	2-1		
Christian vs. Miami.....	0-2		

**MEDIA HUB**

On Television: ..... Regional Sports Network/NESN  
Play-by-Play: Tim Brando | Analyst: Cory Alexander | Producer: Rob Reichley

On Radio & Online Audio: ..... WEEI 850 AM | BCEagles.com  
Play-by-Play: Jon Meterparel | Analyst: Danya Abrams | Producer: Kevin Collins

Social Media / In-game updates:..... @BCHoopNews, @CanesHoops  
..... Use hashtags: #MIAMIvsBC | #BCHoops

**STORYLINES**






**BC HOSTS #15/14 MIAMI WEDNESDAY**

- Boston College will host #15/14 Miami on Wednesday night at 9 p.m. inside Conte Forum.
- The game will be televised by RSN/NESN and can be heard on the radio on WEEI 850 AM and bceagles.com.
- Boston College has lost its first four conference matchups, including an 84-61 setback on Saturday at #20/17 Pittsburgh.
- Miami had an eight-game winning streak but lost twice on the road last week at Virginia and Clemson. This will be the third-straight ACC road game for the Hurricanes.
- Miami has won the last 10 games in the series. The last BC win came on January 19, 2010.
- The two teams met twice last year and BC lost by an average of 3.5 points.

**PITTSBURGH NOTES**

- Graduate student **Eli Carter** scored a career-high 31 points while adding four assists and four steals.
- He was 12-for-22 from the field and 5-for-11 from beyond the arc.
- Senior **Dennis Clifford** finished with 12 points and six rebounds.
- Pittsburgh led 47-42 and went on an 11-2 run over 3:21 to build a 58-44 lead with 13:16 left.
- Pittsburgh had a 34-17 advantage on the glass and a 17-4 edge in second chance points.
- The Panthers also had a 33-6 advantage in bench points.

**LAST GAME STARTERS**

	PPG	RPG	APG	MPG	LAST GAME at #20/17 PITTSBURGH
 <b>#1 JEROME ROBINSON</b> Fr. • Guard • 6-5 • 181 Raleigh, NC/Needham Broughton	11.2	4.1	3.0	32.9	5 points, 2 rebounds, 2 assists Leads all ACC freshmen in steals
 <b>#3 ELI CARTER</b> Gr. • Guard • 6-2 • 200 Paterson, NJ/Brewster Academy	17.6	4.1	4.1	32.6	Career-high 31 points, 4 assists, 4 steals 3rd in the ACC in scoring, 10th in assists
 <b>#5 GARLAND OWENS</b> Jr. • Forward • 6-5 • 225 Gaithersburg, MD/Magruder	3.4	2.5	1.4	17.5	7 points Pitt was first start since December 2
 <b>#11 A.J. TURNER</b> Fr. • Forward • 6-7 • 190 Mt. Clemens, MI/New Hampton School (NH)	6.0	3.4	1.2	26.5	2 rebounds Season-high 15 points vs. NC State
 <b>#24 DENNIS CLIFFORD</b> Sr. • Center • 7-0 • 262 Bridgewater, MA/Milton Academy	9.3	6.9	1.0	25.4	12 points, 6 rebounds 13th in the ACC in rebounding

# BC QUICK FACTS



## UNIVERSITY INFORMATION

Location.....Chestnut Hill, Mass.  
 Founded.....1863  
 Nickname.....Eagles  
 Colors.....Maroon and Gold  
 Enrollment.....9,000 (undergraduates)  
 .....14,100 (total)  
 Colors.....Maroon and Gold  
 Home Arena.....Silvio O. Conte Forum (8,606)  
 President.....Rev. William P. Leahy, S.J.  
 NCAA Faculty Representative.....Robert Taggart  
 Athletics Director.....Brad Bates  
 Sr. Associate Athletic Director/  
 Basketball Administrator.....John Kane  
 Associate Director/Communications.....Matt Lynch  
 BC Athletics Website.....bceagles.com

## BASKETBALL STAFF

Name (Alma Mater, Year).....Title  
 Jim Christian (Rhode Island '88).....The Clement and  
 .....Elizabeth Izzi Family Head Men's Basketball Coach  
 Scott Spinelli (Boston University '89).....Assistant Coach  
 Bill Wuczynski (UNLV '96).....Assistant Coach  
 Stan Heath (Eastern Michigan '88).....Assistant Coach  
 Dan McDermott (Boston College '04).....Dir. of Ops.

## PROGRAM HISTORY

Affiliation.....NCAA Division I  
 Conference.....Atlantic Coast Conference  
 First Season.....1904-05  
 Total Seasons.....81  
 Overall Record.....1,158-929  
 NCAA Tournament Appearances.....18  
 ACC Regular Season Titles.....0  
 ACC Tournament Titles.....0  
 ACC Tournament Record.....8-10  
 All-Americans.....21

## BASKETBALL INFORMATION

2014-15 Overall Record.....13-19  
 2014-15 ACC Record (Finish).....4-14 (13th)  
 Lettermen Returning/Lost.....2/9  
 Newcomers.....8

## ATHLETIC COMMUNICATIONS

Address.....321 Conte Forum, Chestnut Hill, MA 02467  
 Contact.....Matt Lynch  
 Email.....lynchfz@bc.edu  
 Office Phone.....(617) 552-2193  
 BC Athletics Twitter Feed.....@BCSportsNews  
 Basketball Twitter Feed.....@BCHoopNews  
 Hashtag.....#BCHoops  
 .....#BCEagles

## EAGLES FALL AT #20/17 PITTSBURGH

- Graduate student **Eli Carter** scored a career-high 31 points while adding four assists and four steals as Boston College lost at #20/17 Pittsburgh on Saturday, 84-61.
- He was 12-for-22 from the field and 5-for-11 from beyond the arc.
- Senior **Dennis Clifford** finished with 12 points and six rebounds.
- Boston College started the game with a 10-2 run, but Pittsburgh responded with a 15-2 stretch over 5:13 to take a 17-12 lead.
- Pitt was on top, 28-19, but the Eagles went on a 17-9 run over 5:27 to cut the deficit to 37-36 with 1:55 left in the half. Carter had eight of the points and redshirt freshman **Idy Diallo** had six.
- The Panthers took a 43-36 lead into halftime.
- Pitt extended the lead with an 11-2 run to make it a 58-44 advantage with 13:16 left in the game.
- The lead never went under double digits the rest of the way.

## LAST TIME VS. MIAMI

- Olivier Hanlan scored 32 points while adding eight rebounds and four assists as Boston College lost to Miami in double overtime on February 16, 2015, 89-86.
- He only had one turnover in 49 minutes of play.
- Hanlan was 13-for-26 from the floor and also had three steals.
- Patrick Heckmann recorded 13 points, eight rebounds and six assists.
- Will Magarity matched a career high with 10 points, which all came in the first half.
- Miami opened the game with a 10-4 run over the first five minutes.
- Boston College responded after the first media timeout with a 17-5 run to build a 21-15 lead with 8:37 left in the half. Magarity scored the first seven points of that stretch.
- The Eagles took a 30-28 lead into halftime.
- Boston College scored seven unanswered points to build a 54-47 lead with 8:27 to play in regulation.
- The Hurricanes responded with a 7-1 run to pull within a point.
- Brown hit a pair of free throws with 40 seconds left which tied the game at 66-66 and sent the game to overtime.
- BC held a 75-71 lead with 25 seconds left in the first overtime, but Miami battled back and Deandre Burnett hit a pair of free throws with 12 seconds left that sent it into the second overtime.
- The game was tied for the 15th time, 82-82, with 2:03 left in the second OT, then Miami scored the next five points to seal the win. Tonye Jekiri hit four free throws to help build the lead.

## PITTSBURGH BOX SCORE

BOSTON COLLEGE 61										
NAME	FG	3FG	FT	R	TP	A	TO	MIN		
Robinson*	2-6	1-1	0-1	2	5	2	2	39		
Carter*	12-22	5-11	2-2	2	31	4	4	37		
Owens*	3-5	1-2	0-0	1	7	0	2	25		
Turner*	0-2	0-2	0-0	2	0	1	1	20		
Clifford*	3-9	0-0	6-6	6	12	1	2	31		
Hicks	0-0	0-0	0-0	0	0	0	1	15		
Diallo	3-3	0-0	0-0	1	6	0	0	9		
Meznieks	0-0	0-0	0-2	1	0	0	0	15		
Milon	0-2	0-2	0-0	1	0	1	0	9		
<b>Totals</b>	<b>23-49</b>	<b>7-18</b>	<b>8-11</b>	<b>17</b>	<b>61</b>	<b>9</b>	<b>12</b>	<b>200</b>		

PITTSBURGH 84										
NAME	FG	3FG	FT	R	TP	A	TO	MIN		
Artis*	8-12	4-6	2-2	3	22	3	3	32		
Young*	5-10	0-0	3-4	5	13	9	5	34		
Maia*	2-2	0-0	0-0	8	4	2	2	17		
Robinson*	4-10	2-4	0-1	3	10	2	2	34		
Smith*	1-2	0-1	0-0	0	2	0	1	16		
Wilson	2-5	0-0	0-0	2	4	4	2	21		
Luther	0-0	0-0	0-0	0	0	0	0	1		
Jones	0-2	0-1	0-0	0	0	0	0	2		
Jeter	2-2	0-0	0-1	5	4	2	1	17		
Johnson	7-10	4-7	2-2	2	20	1	0	15		
Lecak	0-0	0-0	0-0	0	0	0	0	1		
Nelson-Ododa	2-2	0-0	1-1	2	5	0	1	10		
<b>Totals</b>	<b>33-57</b>	<b>10-19</b>	<b>8-11</b>	<b>34</b>	<b>84</b>	<b>23</b>	<b>17</b>	<b>200</b>		

## MIAMI BOX SCORE (2/16/15)

MIAMI 89										
NAME	FG	3FG	FT	R	TP	A	TO	MIN		
Jekiri*	2-9	0-0	8-10	15	12	0	4	47		
Reed*	6-10	3-4	4-6	6	19	3	1	45		
McClellan*	8-15	4-7	4-4	4	24	3	0	48		
Palmer*	0-4	0-3	2-2	3	2	0	1	24		
Rodriguez*	2-6	0-1	2-2	1	6	6	3	26		
Newton	0-1	0-0	0-0	0	0	0	0	2		
Burnett	3-5	2-4	5-7	3	13	1	2	18		
Thomas	0-1	0-0	0-0	1	0	0	0	5		
Lecomte	2-5	1-4	5-6	2	10	1	0	31		
Sherman	1-1	1-1	0-0	0	3	0	0	4		
<b>Totals</b>	<b>24-57</b>	<b>11-24</b>	<b>30-37</b>	<b>37</b>	<b>89</b>	<b>14</b>	<b>11</b>	<b>250</b>		

BOSTON COLLEGE 86										
NAME	FG	3FG	FT	R	TP	A	TO	MIN		
Brown*	2-9	0-4	6-8	3	10	4	1	43		
Clifford*	3-7	0-0	4-5	4	10	1	1	28		
Batten*	2-7	0-1	3-4	3	7	3	3	30		
Hanlan*	13-26	5-12	1-2	8	32	4	1	49		
Heckmann*	4-7	1-2	4-4	8	13	6	3	47		
Owens	2-3	0-0	0-0	2	4	1	0	26		
Odio	0-0	0-0	0-0	0	0	0	0	4		
Perpiglia	0-0	0-0	0-0	0	0	0	0	1		
Magarity	4-7	2-5	0-1	3	10	0	1	18		
Cain Carney	0-0	0-0	0-0	0	0	0	0	2		
Dragicevich	0-0	0-0	0-0	0	0	0	0	2		
<b>Totals</b>	<b>30-66</b>	<b>8-24</b>	<b>18-24</b>	<b>36</b>	<b>86</b>	<b>19</b>	<b>11</b>	<b>250</b>		

## ACC STANDINGS



Team	ACC					OVERALL						
	W	L	Pct	HM	RD	W	L	Pct	HM	RD	NU	L10
North Carolina	5	0	1.000	3-0	2-0	16	2	.889	10-0	2-2	4-0	W9
Clemson	5	1	.833	4-0	1-1	12	6	.667	10-2	1-3	1-1	W5
Pittsburgh	4	1	.800	3-0	1-1	15	2	.882	12-1	1-1	2-0	W1
Virginia Tech	4	1	.800	3-0	1-1	12	6	.667	9-3	2-1	1-2	W2
Louisville	3	1	.750	2-0	1-1	14	3	.824	12-0	1-3	1-0	W1
Notre Dame	3	2	.600	1-1	2-1	12	5	.706	8-1	3-1	1-3	W2
Duke	3	3	.500	1-2	2-1	14	5	.737	10-2	2-1	2-2	L3
Miami	2	2	.500	2-0	0-2	13	3	.813	8-1	2-2	3-0	L2
Syracuse	3	4	.429	1-2	2-2	13	7	.650	8-3	2-4	3-0	W3
Virginia	2	3	.400	2-0	0-3	13	4	.765	8-0	1-4	4-0	L1
Florida State	2	3	.400	1-1	1-2	12	5	.706	6-1	2-3	4-1	W2
Georgia Tech	1	4	.200	1-1	0-3	11	7	.611	9-2	1-4	1-1	L2
Wake Forest	1	4	.200	1-2	0-2	10	7	.588	5-4	3-2	2-1	L2
Boston College	0	4	.000	0-2	0-2	7	10	.412	6-4	0-3	1-3	L4
NC State	0	5	.000	0-2	0-3	10	8	.556	7-4	2-3	1-1	L5

# USA TODAY COACHES POLL



(bold indicates BC opponent)

	Record	Points
1 Oklahoma (26)	15-1	763
2 <b>North Carolina (4)</b>	16-2	727
3 Kansas (1)	15-2	700
4 Villanova	16-2	674
5 Maryland	16-2	629
6 Xavier	16-1	616
7 West Virginia	15-2	585
8 Texas A&M	15-2	532
9 Iowa	14-3	494
10 <b>Michigan State</b>	16-3	461
11 Arizona	15-3	438
12 <b>Duke</b>	14-4	360
13 <b>Virginia</b>	13-4	340
14 <b>Miami (FL)</b>	13-3	319
15 Baylor	14-3	306
16 <b>Louisville</b>	14-3	288
17 <b>Providence</b>	15-3	269
18 South Carolina	16-1	231
19 Kentucky	13-4	206
20 <b>Pittsburgh</b>	15-2	179
21 Iowa State	13-4	173
22 Purdue	15-3	167
23 Indiana	15-3	162
24 Butler	13-4	156
25 USC	15-3	103

Others receiving votes: Gonzaga 35, Clemson 29, Dayton 29, Oregon 20, Valparaiso 16, Wichita St 16, Connecticut 12, Saint Mary's 10, Michigan 6, Washington 5, Arkansas-Little Rock 5, California 5, LSU 3, Monmouth 3, Seton Hall 2, UAB 1

Dropped from rankings: Gonzaga 21

# AP TOP 25



(bold indicates BC opponent)

	Record	Points
1 Oklahoma (65)	15-1	1,625
2 <b>North Carolina</b>	16-2	1,515
3 Kansas	15-2	1,499
4 Villanova	16-2	1,403
5 Xavier	16-1	1,321
6 West Virginia	15-2	1,278
7 Maryland	16-2	1,259
8 SMU	17-0	1,179
9 Iowa	14-3	1,167
10 Texas A&M	15-2	994
11 <b>Michigan State</b>	16-3	950
12 Arizona	15-3	801
13 <b>Virginia</b>	13-4	649
13 Baylor	14-3	649
15 <b>Miami (FL)</b>	13-3	645
16 <b>Providence</b>	15-3	609
17 <b>Louisville</b>	14-3	608
18 Butler	13-4	439
19 Iowa State	13-4	411
20 <b>Duke</b>	14-4	375
21 USC	15-3	338
22 Purdue	15-3	322
23 Kentucky	13-4	276
24 South Carolina	16-1	252
25 Indiana	15-3	210

Others receiving votes: Pittsburgh 184, Clemson 53, Wichita St 38, Valparaiso 30, Notre Dame 14, Dayton 9, Saint Mary's 8, Gonzaga 5, Utah 3, Hawaii 3, Arkansas-Little Rock 1, Monmouth 1, Navy 1, Oregon 1

Dropped from rankings: Pittsburgh 20, Gonzaga 25

## LAST YEAR'S FIRST MEETING

- Boston College battled back from 13 down in the second half, but its comeback fell short as Miami held on for a 60-56 win on January 10, 2015 at the BankUnited Center.
- Olivier Hanlan led all scorers with 19 points while adding four rebounds and four assists.
- Eddie Odio scored a career-high 13 points in his last game in his hometown of Miami. He also had six rebounds.
- Aaron Brown added five points, seven rebounds and four assists.
- Miami scored seven unanswered points in the early going to take a 10-5 lead.
- The Hurricanes held an 18-14 advantage and then went on a 9-0 run over 3:40 to build a 27-14 lead.
- Hanlan then sparked a personal 7-2 run to close out the half to pull the Eagles to within 29-21 at the break.
- Dimitri Batten drained a 3-pointer for the second half's first points to cut the deficit to 29-24, but Miami went on a 10-2 run over the next 5:54 to build a 39-26 lead with 12:37 left. Angel Rodriguez scored Miami's first 10 points of the second half.
- With Miami up 41-29, Boston College went on a 21-9 run to tie the game, 50-50. It was just the second tie of the game with the other coming at 5-5.
- BC hung the rest of the way but could never gain a lead.
- With eight seconds left and down, 59-56, BC missed a 3-pointer out of a timeout and Miami hit a free throw on the other end to seal the win.

## MIAMI BOX SCORE (1/10/15)

BOSTON COLLEGE 56										
NAME	FG	3FG	FT	R	TP	A	TO	MIN		
Brown*	2-6	1-4	0-2	7	5	4	1	36		
Clifford*	2-7	0-0	2-3	4	6	0	0	23		
Batten*	3-7	1-3	0-0	3	7	1	0	23		
Hanlan*	7-18	4-8	1-3	4	19	4	1	37		
Heckmann*	0-1	0-1	0-0	2	0	0	2	14		
Owens	2-2	0-0	0-0	2	4	0	0	16		
Odio	4-7	3-5	2-2	6	13	2	0	28		
Perpiglia	0-0	0-0	0-0	0	0	0	1	3		
Magarity	1-4	0-1	0-0	5	2	0	1	17		
Dragicevich	0-0	0-0	0-0	0	0	0	0	3		
<b>Totals</b>	<b>21-52</b>	<b>9-22</b>	<b>5-10</b>	<b>34</b>	<b>56</b>	<b>11</b>	<b>6</b>	<b>200</b>		

MIAMI 60										
NAME	FG	3FG	FT	R	TP	A	TO	MIN		
Sherman*	2-5	1-4	0-0	3	5	2	0	28		
Jekiri*	5-7	0-0	3-6	15	13	0	2	36		
Burnett*	2-7	1-4	2-3	0	7	2	1	23		
McClellan*	5-10	1-3	0-1	6	11	2	0	36		
Rodriguez*	6-14	1-6	4-4	4	17	3	1	33		
Thomas	0-0	0-0	0-0	0	0	0	0	1		
Reed	0-1	0-1	0-0	2	0	0	0	16		
Palmer	0-0	0-0	0-0	0	0	0	0	3		
Lecomte	3-7	1-4	0-0	1	7	2	0	24		
<b>Totals</b>	<b>23-51</b>	<b>5-22</b>	<b>9-14</b>	<b>33</b>	<b>60</b>	<b>11</b>	<b>5</b>	<b>200</b>		

## TOUGH START TO ACC SCHEDULE

- Boston College faces a brutal start to the ACC schedule.
- According to the KenPom rankings as of January 6, the Eagles will face five opponents in the top 10 and 10 in the top 50 in their first 11 conference matchups.
- The average KenPom ranking of the Eagles' opponents in the first 11 games is 22.9. The next closest average Clemson's 39.1.
- Clemson has the toughest January with an average opponent rank of 24.8. Boston College's January opponents clock in at 29.3.

## ACC'S HARDEST SCHEDULES

Team	First 11 Games	January
Boston College	22.9	29.3
Clemson	39.1	24.8
NC State	39.7	42.6
Georgia Tech	40.8	42.1
Wake Forest	41.9	37.0

\*Numbers reflect average KenPom ranks

## QUICK NOTE ABOUT BC GUARDS

- Boston College is the only team in the ACC to have a guard rank in the top 10 in scoring in each of the last three seasons. Olivier Hanlan finished in the top five in each of his three seasons at The Heights.
- Hanlan finished fifth in scoring as a freshman in 2012-13 (15.4), third in 2013-14 (18.5) and then led the ACC last season (19.5) as a junior.
- That trend is continuing this year as graduate student Eli Carter currently ranks third in the league in scoring at 17.6 points per game.

# STATISTICAL ANALYSIS



## EAGLES

SCORING AVERAGE	64.5	80.1
SCORING DEFENSE	68.0	65.6
SCORING MARGIN	-3.5	+14.5
FIELD GOAL PERCENTAGE	.423	.489
FIELD GOAL PERCENTAGE DEFENSE	.440	.411
3-POINT PERCENTAGE	.329	.371
3-POINT PERCENTAGE DEFENSE	.370	.330
FREE THROW PERCENTAGE	.651	.759
REBOUNDING AVERAGE	32.1	37.6
REBOUNDING MARGIN	-4.6	+5.6
TURNOVER AVERAGE	12.6	11.3
TURNOVER MARGIN	+0.9	+0.8

## HURRICANES

SCORING AVERAGE	
SCORING DEFENSE	
SCORING MARGIN	
FIELD GOAL PERCENTAGE	
FIELD GOAL PERCENTAGE DEFENSE	
3-POINT PERCENTAGE	
3-POINT PERCENTAGE DEFENSE	
FREE THROW PERCENTAGE	
REBOUNDING AVERAGE	
REBOUNDING MARGIN	
TURNOVER AVERAGE	
TURNOVER MARGIN	



# SITUATIONAL RECORDS



BC shoots 50 percent or better	2-0
BC shoots 40-49 percent	4-4
BC shoots 30-39 percent	1-5
BC shoots below 30 percent	0-1
Opponent shoots 50 percent or better	0-5
Opponent shoots 40-49 percent	2-4
Opponent shoots 30-39 percent	4-1
Opponent shoots below 30 percent	1-0
BC shoots better from the field	6-0
BC shoots same/worse from the field	1-10
BC leads at the half	4-2
BC is tied at the half	0-0
BC is losing at the half	3-8
BC commits fewer turnovers	3-4
BC commits more turnovers	1-4
Turnovers are even	3-2
BC has more rebounds	5-1
Opponent has more rebounds	2-9
Rebounds are even	0-0
BC shoots 70% or better on free throws	2-5
BC makes more free throws	4-2
BC scores less than 50 points	0-2
BC scores 50-59 points	0-3
BC scores 60-69 points	3-5
BC scores 70-79 points	2-0
BC scores 80-89 points	1-0
BC scores 90 or more points	1-0
Opponent scores less than 50 points	1-0
Opponent scores 50-59 points	3-0
Opponent scores 60-69 points	3-5
Opponent scores 70-79 points	0-0
Opponent scores 80-89 points	0-4
Opponent scores 90 or more points	0-1
BC bench outscores opponent bench	5-2
Leading with 10 minutes to play	6-1
Leading with 5 minutes to play	7-1
Leading with 1 minute to play	7-0
Trailing with 10 minutes to play	1-9
Trailing with 5 minutes left to play	0-9
Trailing with 1 minute left to play	0-10
Tied with 10 minutes left to play	0-0
Tied with 5 minutes left to play	0-0
Tied with 1 minute left to play	0-0
Games decided by 1-4 points	0-1
Games decided by 5-10 points	3-1
Games decided by 11 points or more	4-8
In overtime	1-0

## A CHRISTMAS SCHOLARSHIP FOR PERPIGLIA

- Boston College senior walk-on guard **Steve Perpiglia** was given a full scholarship for his final semester after the Eagles defeated Fordham on December 22 at the Barclays Center.
- Head Coach **Jim Christian** announced the scholarship to the team in the locker room following BC's third-straight victory.
- More than 100 family and friends made the trip to Brooklyn to watch Perpiglia play. Christian also announced the news to his supporters that were still in the arena.
- Perpiglia has appeared in 29 games in his career.
- To watch the video of the announcement, follow this link: <https://www.youtube.com/watch?v=OOFIYAaxUS0&feature=youtu.be>

## CARTER IN THE LAST EIGHT GAMES

- Graduate student **Eli Carter** flirted with a triple-double vs. Maine and Delaware, and has put up strong numbers in the last eight games.
- He has averaged 19.0 points, 4.4 rebounds and 4.6 assists in his last eight outings.
- In the win against Maine, he had 16 points, nine assists and eight rebounds.
- He then had 20 points, 10 assists and eight rebounds in the victory over Delaware. He also committed just two turnovers in 36 minutes of work.
- Carter was the first Eagle to record a double-double with points and assists since Reggie Jackson in 2010.
- He is also one of just seven ACC players to record 10 assists this year.
- The last BC triple-double came in December 2006 when Sean Williams had 19 points, 13 blocks and 10 rebounds against Duquesne.
- The Paterson, N.J., product scored a season-high 28 points in the win against New Hampshire. He scored 20 points in the second half and overtime, and had seven of the 12 points in the overtime session.
- UNH had seven as a team in overtime.
- He had 19 points and five assists vs. #15/12 Duke.
- Carter netted a career-high 31 points to go along with four assists and four steals at #20/17 Pittsburgh.
- Carter ranks third in the ACC in scoring (17.6), 10th in 3-pointers made (2.25) and 10th in assists (4.06).
- In ACC action, he is second in the league in scoring (19.0), third in 3-pointers made (3.25), fourth in steals (1.75) and 10th in 3-point percentage (.394).

## A HEALTHY HICKS

- Sophomore **Darryl Hicks** had a trying first two years on campus battling injuries but emerged in three games against UMass Lowell, Providence and Maine.
- Hicks had two separate ACL injuries that prevented him from stepping on the court in his first two seasons.
- He finally made his collegiate debut against St. Francis Brooklyn on November 14.
- The Louisville, Ky., product has appeared in eight games, but really made an impact in those three games listed above.
- He ranked second on the team in field goal percentage (.526), third in assists (5), third in 3-point percentage (.417) and fourth in scoring (8.7) in those three outings.
- Hicks had nine points in his first collegiate game with significant minutes against UMass Lowell. He was 3-for-4 from beyond the arc.
- He had 11 points, five assists and three rebounds against Maine.

## CARTER MAKES INSTANT IMPACT

- Graduate student **Eli Carter** leads the Eagles in scoring by averaging 17.6 points per game.
- He has scored 14 or more points in 12 of the 16 games he has played. He missed the game vs. UMass Lowell with an ankle injury.
- The Paterson, N.J., product also leads the team in assists (65), and is second in rebounding (4.1) and steals (20).
- Carter ranks third in the ACC in scoring (17.6), 10th in 3-pointers made (2.25) and 10th in assists (4.06).
- In ACC action, he is second in the league in scoring (19.0), third in 3-pointers made (3.25), fourth in steals (1.75) and 10th in 3-point percentage (.394).

## HERE'S TO YOU

- Freshman **Jerome Robinson** has had a solid start to his collegiate career.
- He leads the team in steals (25) and ranks second in scoring (11.2), rebounding (4.1) and assists (51).
- The Raleigh, N.C., product had 19 points, six rebounds and five steals in his collegiate debut against St. Francis Brooklyn.
- He has also had a pair of 15-point games against Central Connecticut and UC Irvine, and scored 16 against Maine.
- Despite being sick with the norovirus, he posted 16 points, six rebounds and five assists vs. UMass Lowell.
- He tallied 19 points, six rebounds and three steals vs. Fordham.
- Robinson posted 15 points, a season-high seven rebounds, four assists and a season-best four steals vs. #15/12 Duke.
- Robinson ranks seventh in the ACC in steals (1.47) which leads all league freshmen.

## THE BIG MAN

- Senior **Dennis Clifford** has been productive on the glass this year, securing at least nine rebounds in the first three games.
- It was the first time in his career that he had three-straight games of nine or more rebounds.
- The Bridgewater, Mass., product had a career-high 11 rebounds against Central Connecticut and then set a new career high with 12 vs. Harvard.
- He scored a season-high 17 points, two short of his career high, and had six rebounds vs. Penn State.
- Clifford ranks 13th in the ACC in rebounding (6.9).

## FRESHMEN PRODUCTION

- Ten freshmen (including redshirts) have seen the court this year for Boston College.
- **Jerome Robinson** is averaging 11.2 points, 4.1 rebounds, 3.0 assists and 1.5 steals per game.
- Six of the top 10 scorers on the team are freshmen or redshirt freshmen.
- Freshmen have accounted for 51 percent of the scoring, 54 percent of the rebounding and 50 percent of the assists.
- The 10 freshmen have also accounted for 60 percent of the team's minutes.

## BENCH HELP

- BC has averaged 17.3 points off the bench in the first 17 games of the season.
- The Eagles had 20 points off the bench in the season-opener against St. Francis Brooklyn, led by freshman **Sammy Barnes-Thompkins'** nine points.
- Boston College then had 31 vs. Central Connecticut with freshman **Matt Milon** adding 11 points.
- Milon and classmate **Ervins Meznieks** combined for 28 of the 30 bench points against Harvard.
- The Eagles' reserves scored a season-high 35 points against Maine.
- BC averaged 26.3 off the bench in the first four games of the season.
- The Eagles averaged just 8.6 points off the bench last season. The game-high was 33 but that was on Senior Night when Olivier Hanlan came off the bench to score 19.
- The next highest number was a 20-point performance by the bench against Marist.

## MILON AND MEZNIKES SPARK BC WIN AGAINST HARVARD

- Freshmen **Matt Milon** and **Ervins Meznieks** had their best games of their young careers on November 22 against Harvard.
- The two combined for 28 points off the bench, going 8-for-12 from the field and 7-for-11 from 3-point land.
- Milon scored a team-high 16 points and went 3-for-5 from long range.
- Milon is shooting .483 (28-for-58) on the year and is .465 (20-for-43) from beyond the arc.
- Meznieks had 12 points and two assists vs. the Crimson, going 3-for-5 from three.

## EAGLES OUTLAST UNH IN OVERTIME

- Graduate student **Eli Carter** finished with a season-high 28 points while adding five rebounds and four assists as Boston College beat New Hampshire in overtime, 72-67, on Wednesday at Conte Forum.
- He scored 20 points in the second half and overtime, and had seven of the 12 points in the overtime session.
- Freshman **Jerome Robinson** added 14 points and five rebounds.
- Senior **Dennis Clifford** posted 10 points, seven rebounds and matched a career high with four blocks.
- Freshman **Ervins Meznieks** also scored 10 points.
- Boston College scored eight unanswered points over 1:54 to take a 15-6 lead at the 13:31 mark. Carter and Robinson hit 3-pointers in that stretch.
- With the Eagles on top, 17-8, New Hampshire went on a 10-2 run to cut the BC lead to 19-18 with 7:37 left in the half.
- The Wildcats closed the half with nine unanswered points to take a 29-27 lead at the break. It was their first lead of the game.
- UNH led, 50-49, when BC scored seven unanswered points to regain a 56-50 lead with 3:40 left in regulation.
- The Wildcats responded with seven of their own to take that lead back. Jaleen Smith hit a 3-pointer with eight seconds left to force overtime.
- After UNH's Jacoby Armstrong hit a jumper, Carter converted on an and-one to push BC's overtime lead to 70-67 with 16 seconds left.

## EAGLES GET THIRD-STRAIGHT WIN

- Freshman **Jerome Robinson** matched season highs with 19 points and six rebounds to lead Boston College to a 64-55 win vs. Fordham on December 22 at the Barclays Center in Brooklyn.
- Graduate student **Eli Carter** recorded 12 points, five rebounds, three assists, two blocks and two steals.
- Redshirt freshman **Idy Diallo** matched a season high with eight points in 20 minutes off the bench. He was 4-for-4 from the field.
- With the game tied, 8-8, Boston College went on a 10-2 run to take an 18-10 lead with 8:41 left in the half. Diallo had six of the points in that stretch.
- Fordham responded immediately with a 7-1 run of its own to cut the lead to 19-17 at the 4:25 mark.
- BC closed the half with an 8-3 stretch to take a 27-22 halftime lead. Carter closed out the half by hitting all three free throws after being fouled behind the arc with 0.8 seconds left.
- The teams traded quick runs throughout the second half. Fordham held a 40-39 lead, but the Eagles scored six-straight points to regain a 45-40 lead with 8:12 left.
- With the Eagles on top, 57-49, Fordham scored five unanswered to make it a 57-54 lead with 2:06 on the clock.
- BC pulled away in the end, getting the lead back up to six points with 30 seconds left.

## EAGLES PULL AWAY FROM DELAWARE

- Graduate student **Eli Carter** flirted with a triple-double for the second-straight game as Boston College beat Delaware, 69-61, on December 19.
- He had 20 points, 10 assists and eight rebounds while committing just two turnovers.
- Freshman **Matt Milon** scored 12 points off the bench, going 3-for-4 from beyond the arc.
- Classmate **Ervins Meznieks** was the other Eagle in double figures with 10 points.
- Senior **Dennis Clifford** tallied eight points and 10 rebounds.
- Boston College went on the first run of the game, a 12-2 one to take an 18-9 lead at the 13:47 point. Five different Eagles scored in the run.
- Delaware responded with seven-straight points to cut the lead to 18-16.
- The Eagles were on top, 25-19, before the Blue Hens rattled off nine unanswered points to give them a 28-25 lead.
- That started a 14-2 run that helped give Delaware a 35-32 halftime lead.
- Boston College started the second half with a 19-7 run over the first 10:12 to build a 51-42 lead. Milon had six of the points in the run.
- The Eagles would keep control from there as the lead reached as many as 13, 65-52.

### EAGLES GET BACK IN WIN COLUMN

- Graduate student **Eli Carter** finished with 16 points, nine assists and eight rebounds to lead Boston College to a 91-60 win against Maine on December 13.
- Freshman **Jerome Robinson** matched Carter with 16 points while adding four rebounds and three steals.
- Freshman **A.J. Turner** recorded 11 points and six rebounds to go along with two blocks and two steals. He was 5-for-9 from the field.
- Sophomore **Darryl Hicks** tallied 11 points, five assists and three boards off the bench. He also had a pair of steals.
- Senior **Dennis Clifford** had 10 points and six rebounds.
- Boston College started the game with a 16-3 run over the first 5:15. Robinson had seven points in the opening stretch.
- The Eagles led, 27-17, when Maine scored seven unanswered points to make it a 27-24 game with four minutes left in the half.
- BC responded with a 17-3 run over the next 2:54 to build a 44-27 lead with less than a minute left and took a 44-29 lead into the locker room.
- The Eagles scored the first 11 points of the second half to take a 55-29 lead a little over four minutes in. Clifford had four of the points.
- The lead was over 20 points the rest of the way.

### NOTING THE MAINE WIN

- Boston College's 31-point win against Maine was its largest margin of victory since January 5, 2010 - a 89-32 win over NJIT.
- The Eagles assisted on 24 of its 36 baskets in the game. It was the most assists for BC since it had 25 on December 19, 2010 against Bryant.
- Boston College's 10 blocks against the Black Bears were the most since it stuffed Miami 11 times back on January 15, 2008.

### SECOND HALF SURGE LEADS BC PAST HARVARD

- Freshman **Matt Milon** scored a team-high 16 points off the bench to lead BC to a 69-56 win against Harvard on November 22 at Conte Forum.
- Milon went 5-for-7 from the field and 4-for-6 from beyond the arc.
- Graduate student **Eli Carter** scored all 15 of his points in the second half. He also had five assists, three rebounds and two steals.
- Freshman **Ervins Meznieks** chipped in with 12 points and two assists off the bench. He was 3-for-5 from 3-point land.
- Senior **Dennis Clifford** had a career-high 12 rebounds.
- Boston College scored the first eight points of the game over the first 5:10. Freshmen **A.J. Turner** and Milon both hit 3-pointers in that span.
- Harvard responded with the next eight points to tie it up.
- BC led, 16-13, but the Crimson scored the final seven points of the half in the last 4:03 to take a 20-16 halftime lead.
- The Eagles started the second half with a 12-4 run to take a 28-24 lead. Carter had eight of the 12 points.
- Harvard scored the next five points to regain the lead, but a 12-2 BC run over the next 3:15 made it a 40-31 Eagle lead with 12:07 left. Milon hit a pair of 3-pointers in that spurt.
- Harvard pulled it to within five points, but the Eagles pulled away down the stretch.

### CARTER, ROBINSON LEAD THE WAY AGAIN AGAINST CENTRAL CONNECTICUT

- Graduate student **Eli Carter** led Boston College with 18 points and five assists as the Eagles beat Central Connecticut, 82-57, on November 19.
- Carter scored 16 of those points in the second half.
- Freshman **Jerome Robinson** filled the stat sheet up again with 15 points, four rebounds, four assists and three steals. He was 7-for-11 from the field.
- Freshman **Matt Milon** scored 11 points, going 3-for-5 from beyond the arc.
- Senior **Dennis Clifford** recorded nine points and nine rebounds.
- Central Connecticut led for the bulk of the first 13 minutes and had a 20-17 lead at the 8:42 mark.
- Boston College then went on a 16-2 run over 4:33 to take a 33-22 lead with 3:23 left in the half. Milon capped the run with consecutive 3-pointers.
- The Eagles took a 45-33 lead into halftime, outscoring CCSU 28-13 in the final eight minutes.
- Boston College held a 55-45 lead and then went on a 21-1 run over 10 minutes to build a 76-46 advantage with 5:45 left in the game.
- CCSU was held scoreless for nearly eight minutes during that stretch.

### CARTER, ROBINSON SHINE IN WIN OVER ST. FRANCIS BROOKLYN

- Graduate student **Eli Carter** had a game-high 23 points to go along with seven rebounds as Boston College won its season opener vs. St. Francis Brooklyn on November 14, 75-49.
- Carter was 10-for-19 from the field.
- Freshman **Jerome Robinson** added 19 points, six rebounds, five assists and three steals in his Boston College debut. He was 7-for-13 from the floor.
- Senior **Dennis Clifford** secured a career-high 11 rebounds and had seven points.
- Freshman **Sammy Barnes-Thompkins** scored nine points off the bench.
- Boston College started by scoring the game's first 13 points. Carter led the attack with six points. St. Francis Brooklyn missed its first 15 shots from the floor.
- With the Eagles on top, 21-8, they went on an 11-1 run over 3:21 to build a 32-9 lead with 4:02 left in the first half. Clifford scored four of those 11 points.
- BC took a 41-16 lead into the locker room.
- The Eagles' lead reached as high as 28 points early in the second half and never got below 19 the rest of the way.

### YOUTH MOVEMENT

- There are 10 newcomers on the Boston College team, including nine freshmen.
- **Eli Carter** is a graduate student who played at Rutgers and Florida before coming to The Heights. He is already a career 1,000-point scorer.
- The nine freshmen are the most in the ACC this season.
- Syracuse has eight freshmen on its roster while Duke has seven.

### THE LEADERS

- Graduate student **Eli Carter** and senior **Dennis Clifford** are a pair of fifth-year players that bring a lot of experience to a young team.
- Carter began his career at Rutgers where he stormed onto the scene to lead the team in scoring as a freshman and sophomore.
- He averaged 13.8 points, 3.1 rebounds and 2.1 assists as a freshman and then increased his scoring to 14.9 points as a sophomore before breaking his leg.
- The Paterson, N.J., product elected to transfer to Florida after Mike Rice was fired and was eligible to play immediately. His injury nagged him, though, and he could only play seven games in Gainesville in 2013-14 before receiving a medical redshirt.
- Carter returned last year and averaged 8.8 points per game in 28 games last season for Billy Donovan.
- Clifford suffered from chronic knee issues in 2012-13 and 2013-14 which limited his time on the court, but he was fully healthy last season and played in 31 games with 28 starts.
- He averaged 6.9 points and 5.5 rebounds last year in his first healthy season since he was a freshman. Clifford received a medical redshirt in the 2013-14 season.

## THE NEW GUYS

- Head Coach **Jim Christian** has welcomed seven freshmen to The Heights this season and they hail from all over the world.
- The seven freshmen are the second-most in the ACC behind Syracuse's eight. Duke also has seven freshmen on its roster.
- Guard **Sammy Barnes-Thompkins** (Phoenix, Ariz./Sunnyslope) was ranked the No. 3 shooting guard in the state of Arizona and was a first-team all-stater as a junior, averaging 23.5 points per game. A McDonald's All-America nominee, he scored 40 points in the second half of a game vs. Cesar Chavez.
- Guard/forward **Gordon Gehan** (Dallas, Texas/Episcopal School of Dallas) was named all-state as a junior and senior. He averaged 24.2 points, 9.3 rebounds and 4.5 assists as a senior.
- Forward **Ervins Meznieks** (Riga, Latvia/Rigas Teikas) has plenty of international experience, playing for the U20, U18 and U16 Latvia National Teams. He played for the U20 team that finished fifth at the 2015 European Championship, averaging 8.3 points and 3.7 rebounds in 10 games.
- Guard **Matt Milon** (Oviedo, Fla./Oviedo) was the Florida Class 7A Player of the year as a junior and senior, and was a McDonald's All-America nominee. He was ranked the 23rd-best prospect in Florida and played for legendary coach Ed Kerschner.
- Forward/center **Johncarlos Reyes** (Lawrenceville, Ga./Sound Doctrine Christian Academy) averaged 18.4 points, 8.7 rebounds and 3.8 blocks in his one season at Sound Doctrine. He also averaged 20.3 points, 6.0 rebounds and 4.6 blocks in the previous year at Kingdom Christian Academy and had a school record 124 blocks in his junior season.
- Guard **Jerome Robinson** (Raleigh, N.C./Needham Broughton) was named Cap-8 Conference Player of the Year as a senior after averaging 19 points and five assists. He was ranked as the sixth-best player in North Carolina and was a McDonald's All-America nominee.
- ESPN's Jeff Goodman tweeted about Robinson while at practice: "The more I watch BC frosh Jerome Robinson, the more I love him. So versatile, poised. Good size. Can't believe he got out of North Carolina."
- Forward **A.J. Turner** (Mt. Clemens, Mich./New Hampton School (NH) was ranked as the fourth-best recruit from Michigan by ESPN. He is the first Rivals150 recruit that BC landed since Rakim Sanders in 2007. Turner transferred to New Hampton after averaging 20 points and six assists as a junior at De La Salle in Warren, Mich. He earned first team all-state honors that year. He was then named All-NEPSAC as a senior after averaging 15 points and six rebounds.

## NUMBERS LOST

- While adding eight newcomers, it is also important to note what was lost from last season.
- The Eagles return just three players who saw action last season and five overall (redshirt freshman **Idy Diallo** and sophomore **Darryl Hicks** both missed the season with injuries).
- Boston College lost 84 percent of its scoring, 73 percent of its rebounds and 88 percent of its assists from last season.
- Fifth-year senior **Dennis Clifford** is the only returning starter and BC only returns a total of 30 starts of a possible 160 from last season.
- The Eagles also lost 79 percent of their minutes from a year ago.

## FINALLY HEALTHY

- Fifth-year senior **Dennis Clifford** averaged 6.9 points and 5.5 rebounds in his first fully healthy year since he was a freshman in 2011-12.
- The Bridgewater, Mass., product had two 19-point games last December, which were career highs.
- He had identical games scoring in the wins over Maine and UMass Lowell. He was 9-for-11 from the free throw line in both games and 5-for-6 from the floor.
- Clifford recorded his first career double-double in the overtime win over Harvard on January 14. He had 13 points and 10 rebounds to go along with a pair of blocks.
- Clifford led the Eagles in rebounding and blocks (37) last season, and ranked second in field goal percentage (.497).

## EAGLES ADD THREE IN EARLY SIGNING PERIOD

- Boston College signed three players in the early signing period: guard **Ty Graves** (Greensboro, N.C.), forward **Nik Popovic** (Banja Luka, Bosnia and Herzegovina) and forward **Mike Sagay** (Bloomfield, Conn.).

### TY GRAVES • Guard • 6-0 • 175 • Greensboro, N.C. • High Point Christian Academy

Led Page High School to the NCHSAA Class 4-A semifinals as a sophomore ... played his junior season at Montverde Academy in Florida, which won the national championship that year ... will play his senior season at High Point Christian Academy, ranked No. 12 in USA Today's Super 25 ... played AAU with the Carolina Diamonds ... chose Boston College over Virginia, Notre Dame, Virginia Tech, Harvard and others.

**Kevin Schneider, Vice President/National Recruiting Director at Big Shots:** "Ty Graves is one of the better gets in the 2016 class. He has been a star in our Big Shots events since he was 15. He is a top 100 talent and he is the type of guard that you compete for ACC titles with. He is a coach's son that strives to get better every day. Ty has gotten stronger and he shoots the lights out. I think he's as good as any guard out there. He is one of the biggest sleepers in the country in this class. Ty doesn't quite get the recognition he deserves nationally, but he soon will. Ty is a very confident player who will have a tremendous career at BC and beyond."

### NIK POPOVIC • Forward • 6-10 • 225 • Banja Luka, Bosnia and Herzegovina • Sagemont School (FL)

Played for the U18 Serbian National Team at the 2015 European Championship ... played in six of seven games for the U17 team that won the bronze medal at the 2014 FIBA World Championships ... member of the Red Star junior team last season ... will play his senior season at The Sagemont School in Florida, which produced Syracuse's Fab Melo ... chose Boston College over Georgia, Notre Dame, Providence, Vanderbilt, Richmond and others.

**Sagemont Head Coach Adam Ross:** "Nik is a very skilled, dynamic power forward. He creates mismatch issues for opposing teams because at 6-10 and 225 pounds, he can step away from the basket and make threes. He can also take his man off the dribble and create for teammates. If you defend him with a smaller player, he will bury them on the block and score with his back to the basket. He is a terrific player who will surely impress at Boston College."

### MIKE SAGAY • Forward • 6-7 • 185 • Bloomfield, Conn. • St. Thomas More School

Ranked as the fifth-best prospect in Connecticut and the 14th-best prospect in New England by New England Recruiting Report ... named All-NEPSAC Second Team as a junior at Watkinson School ... played AAU for Game Elite ... chose Boston College over Villanova, LSU, Seton Hall, St. Bonaventure and others.

**Boston College Head Coach Jim Christian:** "Mike was an under the radar recruit in New England. We stumbled upon him at an open gym at St. Patrick's in New Jersey where he started the year. He instantaneously caught my eye as a very long, athletic, highly skilled athlete that is the combo forward that we are looking for. His mother was a world-class sprinter for Jamaica. His father played on the Nigerian national basketball team. He is a converted football quarterback and just recently got serious about basketball. His skills make him a perfect fit for that combo forward position."



## A HISTORY OF GREAT GUARDS

- Boston College has become a place where guards flourish.
- Since 1980, BC has had eight point guards drafted into the NBA which ranks fifth in the country, tied with Kansas and Kentucky.
- The chart on the side shows you how Boston College stacks up nationally in that category.
- Four of those eight drafted from BC have been first-rounders which ranks eighth nationally.
- The eight Eagles drafted include: John Bagley (12th overall, 1982), Michael Adams (third round, 1985), Dominic Pressley (fifth round, 1986), Dana Barros (16th overall, 1989), Howard Easley (second round, 1994), Troy Bell (16th overall, 2003), Reggie Jackson (24th overall, 2011), Olivier Hanlan (second round, 2015).

POINT GUARDS DRAFTED SINCE 1980	
Team	PGs Drafted
UCLA	13
Texas	10
Arizona	9
Duke	9
<b>Boston College</b>	<b>8</b>
Kansas	8
Kentucky	8

## EAGLES IN THE NBA

- There are currently two former Eagles playing professionally in the NBA.
- Jared Dudley was the 22nd overall pick of the 2007 draft, taken by the Charlotte Bobcats. He played for the Phoenix Suns from 2008-13 before he was traded to the LA Clippers for the 2013-14 season. He played for Milwaukee last season and is currently with the Washington Wizards.
- Reggie Jackson was drafted 24th overall by the Oklahoma City Thunder in 2011 and was traded to the Detroit Pistons on February 19 of last season.
- Other former Eagles playing professionally around the world include Troy Bell (Turkey), Olivier Hanlan (Lithuania), Patrick Heckmann (Germany), Sean Marshall (D-League), Tyrese Rice (Russia), Danny Ruben (Israel), Craig Smith (Israel) and Joe Trapani (France).

EAGLES IN THE NBA						
Player	Team (W-L)	G-GS	MPG	PPG	RPG	APG
Jared Dudley	Washington (19-21)	39-26	28.9	8.6	3.8	1.8
Reggie Jackson	Detroit (22-19)	41-41	31.0	19.4	3.8	6.6
(stats as of 1/19)						

## EAGLES ON THE SIDELINES

- There are also eight former Eagles now on the sidelines serving on coaching staffs.
- Tim O'Shea is the head coach of Bryant, while Bill Curley is the head coach at nearby Emerson College.
- Biko Paris and Louis Hinnant are both assistant coaches at UMass Lowell under head coach Pat Duquette, who was an assistant coach for the Eagles.
- Dwayne Pina is an assistant coach at Brown while Mike Cotton is the associate head coach at Kennesaw State.
- Duane Woodward serves as an assistant coach at Monmouth while Howard Easley is an assistant coach for the Washington Wizards.

## EAGLES DRAFT QUINN AMSLER

- **Quinn Amsler**, a nine-year-old from nearby Lexington, became the ninth newcomer on the 2015-16 edition of the Boston College men's basketball team on October 9.
- Head Coach Jim Christian, whose team already had eight new faces, jumped at the chance to sign Quinn.
- "Sometimes you just meet a young person and you know they have the qualities you want," Christian said. "We want toughness. We want young people who understand that when adversity hits, you tackle it head on with a positive attitude. And then you want to be an inspiration for others. There was no doubt in my mind that when we met Quinn, that he is what we want in this program."
- Quinn was diagnosed with sarcoma this past April and had a bad reaction to his chemotherapy, which landed him in the hospital for multiple months. He was transferred to Spaulding Rehabilitation Hospital, where he is currently undergoing physical therapy while continuing his chemo treatments.



# GAME CAPSULES



<b>GAME 1</b>	<b>SCORING</b>	1st	2nd	-	Final
	St. Francis Brooklyn	16	33	-	49
	Boston College	41	34	-	75
November 14, 2015   Conte Forum   Chestnut Hill, MA					

<b>GAME SUMMARY</b>	<b>BOX SCORE</b>																																																																																																																																							
<b>BC HIGHLIGHTS</b>	<b>ST. FRANCIS BROOKLYN 49</b>																																																																																																																																							
<ul style="list-style-type: none"> <li>Graduate student <b>Eli Carter</b> had a game-high 23 points to go along with seven rebounds.</li> <li>Freshman <b>Jerome Robinson</b> added 19 points, six rebounds, five assists and three steals in his Boston College debut.</li> <li>Senior <b>Dennis Clifford</b> secured a career-high 11 rebounds and had seven points.</li> <li>Freshman <b>Sammy Barnes-Thompkins</b> scored nine points off the bench.</li> </ul>	<table border="1"> <thead> <tr> <th>NAME</th> <th>FG</th> <th>3FG</th> <th>FT</th> <th>R</th> <th>TP</th> <th>A</th> <th>TO</th> <th>MIN</th> </tr> </thead> <tbody> <tr><td>Jewell*</td><td>7-13</td><td>1-3</td><td>4-4</td><td>6</td><td>19</td><td>5</td><td>2</td><td>30</td></tr> <tr><td>Olafsson*</td><td>0-3</td><td>0-1</td><td>0-0</td><td>2</td><td>0</td><td>0</td><td>0</td><td>11</td></tr> <tr><td>Sanabria*</td><td>2-7</td><td>1-4</td><td>0-0</td><td>2</td><td>5</td><td>1</td><td>0</td><td>20</td></tr> <tr><td>Hooper*</td><td>4-5</td><td>0-0</td><td>0-1</td><td>3</td><td>8</td><td>0</td><td>1</td><td>13</td></tr> <tr><td>Fall*</td><td>1-7</td><td>0-0</td><td>5-10</td><td>7</td><td>7</td><td>0</td><td>3</td><td>27</td></tr> <tr><td>Jonsson</td><td>4-12</td><td>2-6</td><td>2-4</td><td>5</td><td>12</td><td>2</td><td>2</td><td>31</td></tr> <tr><td>Hopkinson</td><td>0-2</td><td>0-0</td><td>0-0</td><td>1</td><td>0</td><td>0</td><td>0</td><td>10</td></tr> <tr><td>Jenifer</td><td>1-3</td><td>0-1</td><td>0-0</td><td>3</td><td>2</td><td>0</td><td>3</td><td>15</td></tr> <tr><td>Nurse</td><td>0-2</td><td>0-0</td><td>0-0</td><td>0</td><td>0</td><td>0</td><td>0</td><td>5</td></tr> <tr><td>Williams</td><td>0-3</td><td>0-2</td><td>0-2</td><td>0</td><td>0</td><td>0</td><td>1</td><td>10</td></tr> <tr><td>Doss</td><td>3-5</td><td>3-5</td><td>0-0</td><td>0</td><td>9</td><td>0</td><td>1</td><td>17</td></tr> <tr><td>Alcindor</td><td>0-2</td><td>0-0</td><td>0-0</td><td>1</td><td>0</td><td>0</td><td>0</td><td>6</td></tr> <tr><td>Lasic</td><td>0-1</td><td>0-1</td><td>0-0</td><td>4</td><td>0</td><td>1</td><td>0</td><td>12</td></tr> <tr><td>Totals</td><td>17-61</td><td>6-24</td><td>9-19</td><td>39</td><td>49</td><td>7</td><td>13</td><td>200</td></tr> </tbody> </table>	NAME	FG	3FG	FT	R	TP	A	TO	MIN	Jewell*	7-13	1-3	4-4	6	19	5	2	30	Olafsson*	0-3	0-1	0-0	2	0	0	0	11	Sanabria*	2-7	1-4	0-0	2	5	1	0	20	Hooper*	4-5	0-0	0-1	3	8	0	1	13	Fall*	1-7	0-0	5-10	7	7	0	3	27	Jonsson	4-12	2-6	2-4	5	12	2	2	31	Hopkinson	0-2	0-0	0-0	1	0	0	0	10	Jenifer	1-3	0-1	0-0	3	2	0	3	15	Nurse	0-2	0-0	0-0	0	0	0	0	5	Williams	0-3	0-2	0-2	0	0	0	1	10	Doss	3-5	3-5	0-0	0	9	0	1	17	Alcindor	0-2	0-0	0-0	1	0	0	0	6	Lasic	0-1	0-1	0-0	4	0	1	0	12	Totals	17-61	6-24	9-19	39	49	7	13	200
NAME	FG	3FG	FT	R	TP	A	TO	MIN																																																																																																																																
Jewell*	7-13	1-3	4-4	6	19	5	2	30																																																																																																																																
Olafsson*	0-3	0-1	0-0	2	0	0	0	11																																																																																																																																
Sanabria*	2-7	1-4	0-0	2	5	1	0	20																																																																																																																																
Hooper*	4-5	0-0	0-1	3	8	0	1	13																																																																																																																																
Fall*	1-7	0-0	5-10	7	7	0	3	27																																																																																																																																
Jonsson	4-12	2-6	2-4	5	12	2	2	31																																																																																																																																
Hopkinson	0-2	0-0	0-0	1	0	0	0	10																																																																																																																																
Jenifer	1-3	0-1	0-0	3	2	0	3	15																																																																																																																																
Nurse	0-2	0-0	0-0	0	0	0	0	5																																																																																																																																
Williams	0-3	0-2	0-2	0	0	0	1	10																																																																																																																																
Doss	3-5	3-5	0-0	0	9	0	1	17																																																																																																																																
Alcindor	0-2	0-0	0-0	1	0	0	0	6																																																																																																																																
Lasic	0-1	0-1	0-0	4	0	1	0	12																																																																																																																																
Totals	17-61	6-24	9-19	39	49	7	13	200																																																																																																																																

**TURNING POINT**  
Boston College opened the game with 13-straight points which led to a 21-5 lead 12:26 after the opening whistle.

**HOW IT HAPPENED**  

- Boston College started by scoring the game's first 13 points. Carter led the attack with six points. St. Francis Brooklyn missed its first 15 shots from the floor.
- With the Eagles on top, 21-8, they went on an 11-1 run over 3:21 to build a 32-9 lead with 4:02 left in the first half. Clifford scored four of those 11 points.
- BC took a 41-16 lead into the locker room.
- The Eagles' lead reached as high as 28 points early in the second half and never got below 19 the rest of the way.

<b>GAME 2</b>	<b>SCORING</b>	1st	2nd	-	Final
	Central Connecticut	33	24	-	57
	Boston College	45	37	-	82
November 19, 2015   Conte Forum   Chestnut Hill, MA					

<b>GAME SUMMARY</b>	<b>BOX SCORE</b>																																																																																																																					
<b>BC HIGHLIGHTS</b>	<b>CENTRAL CONNECTICUT 57</b>																																																																																																																					
<ul style="list-style-type: none"> <li>Graduate student <b>Eli Carter</b> led BC with 18 points and five assists. He scored 16 of those points in the second half.</li> <li>Freshman <b>Jerome Robinson</b> filled the stat sheet up again with 15 points, four rebounds, four assists and three steals. He was 7-for-11 from the field.</li> <li>Freshman <b>Matt Milon</b> scored 11 points, going 3-for-5 from beyond the arc.</li> <li>Senior <b>Dennis Clifford</b> recorded nine points and nine rebounds.</li> </ul>	<table border="1"> <thead> <tr> <th>NAME</th> <th>FG</th> <th>3FG</th> <th>FT</th> <th>R</th> <th>TP</th> <th>A</th> <th>TO</th> <th>MIN</th> </tr> </thead> <tbody> <tr><td>Phoenix*</td><td>1-2</td><td>0-0</td><td>0-0</td><td>1</td><td>2</td><td>0</td><td>2</td><td>11</td></tr> <tr><td>Peel*</td><td>4-13</td><td>0-1</td><td>1-2</td><td>9</td><td>9</td><td>2</td><td>1</td><td>31</td></tr> <tr><td>Nehls*</td><td>2-5</td><td>2-5</td><td>0-0</td><td>2</td><td>6</td><td>0</td><td>2</td><td>30</td></tr> <tr><td>Cumberlander*</td><td>4-12</td><td>2-5</td><td>1-4</td><td>3</td><td>11</td><td>4</td><td>6</td><td>36</td></tr> <tr><td>Nails*</td><td>0-2</td><td>0-2</td><td>0-0</td><td>1</td><td>0</td><td>0</td><td>0</td><td>14</td></tr> <tr><td>Seymour</td><td>1-2</td><td>0-0</td><td>2-2</td><td>2</td><td>4</td><td>0</td><td>0</td><td>8</td></tr> <tr><td>Cratit</td><td>7-16</td><td>0-5</td><td>6-8</td><td>4</td><td>20</td><td>0</td><td>1</td><td>32</td></tr> <tr><td>Jones</td><td>1-2</td><td>0-0</td><td>0-0</td><td>1</td><td>2</td><td>0</td><td>0</td><td>13</td></tr> <tr><td>Pierre</td><td>1-3</td><td>1-1</td><td>0-0</td><td>3</td><td>3</td><td>0</td><td>1</td><td>17</td></tr> <tr><td>Toppin</td><td>0-1</td><td>0-0</td><td>0-0</td><td>2</td><td>0</td><td>0</td><td>0</td><td>8</td></tr> <tr><td>Simmons</td><td>0-0</td><td>0-0</td><td>0-0</td><td>1</td><td>0</td><td>0</td><td>0</td><td>1</td></tr> <tr><td>Totals</td><td>21-58</td><td>5-19</td><td>10-16</td><td>34</td><td>57</td><td>6</td><td>13</td><td>200</td></tr> </tbody> </table>	NAME	FG	3FG	FT	R	TP	A	TO	MIN	Phoenix*	1-2	0-0	0-0	1	2	0	2	11	Peel*	4-13	0-1	1-2	9	9	2	1	31	Nehls*	2-5	2-5	0-0	2	6	0	2	30	Cumberlander*	4-12	2-5	1-4	3	11	4	6	36	Nails*	0-2	0-2	0-0	1	0	0	0	14	Seymour	1-2	0-0	2-2	2	4	0	0	8	Cratit	7-16	0-5	6-8	4	20	0	1	32	Jones	1-2	0-0	0-0	1	2	0	0	13	Pierre	1-3	1-1	0-0	3	3	0	1	17	Toppin	0-1	0-0	0-0	2	0	0	0	8	Simmons	0-0	0-0	0-0	1	0	0	0	1	Totals	21-58	5-19	10-16	34	57	6	13	200
NAME	FG	3FG	FT	R	TP	A	TO	MIN																																																																																																														
Phoenix*	1-2	0-0	0-0	1	2	0	2	11																																																																																																														
Peel*	4-13	0-1	1-2	9	9	2	1	31																																																																																																														
Nehls*	2-5	2-5	0-0	2	6	0	2	30																																																																																																														
Cumberlander*	4-12	2-5	1-4	3	11	4	6	36																																																																																																														
Nails*	0-2	0-2	0-0	1	0	0	0	14																																																																																																														
Seymour	1-2	0-0	2-2	2	4	0	0	8																																																																																																														
Cratit	7-16	0-5	6-8	4	20	0	1	32																																																																																																														
Jones	1-2	0-0	0-0	1	2	0	0	13																																																																																																														
Pierre	1-3	1-1	0-0	3	3	0	1	17																																																																																																														
Toppin	0-1	0-0	0-0	2	0	0	0	8																																																																																																														
Simmons	0-0	0-0	0-0	1	0	0	0	1																																																																																																														
Totals	21-58	5-19	10-16	34	57	6	13	200																																																																																																														

**TURNING POINT**  
Boston College went on a 16-2 run over 4:33 to take a 33-22 lead with 3:23 left in the first half. The Eagles would hold the lead the rest of the way.

**HOW IT HAPPENED**  

- Central Connecticut led for the bulk of the first 13 minutes and had a 20-17 lead at the 8:42 mark.
- Boston College then went on a 16-2 run over 4:33 to take a 33-22 lead with 3:23 left in the half.
- The Eagles took a 45-33 lead into halftime, outscoring CCSU 28-13 in the final eight minutes.
- Boston College held a 55-45 lead and then went on a 21-1 run over 10 minutes to build a 76-46 advantage with 5:45 left in the game.

<b>GAME 3</b>	<b>SCORING</b>	1st	2nd	-	Final
	Harvard	20	36	-	56
	Boston College	16	53	-	69
November 22, 2015   Conte Forum   Chestnut Hill, MA					

<b>GAME SUMMARY</b>	<b>BOX SCORE</b>																																																																																																			
<b>BC HIGHLIGHTS</b>	<b>HARVARD 56</b>																																																																																																			
<ul style="list-style-type: none"> <li>Freshman <b>Matt Milon</b> scored a team-high 16 points off the bench, going 5-for-7 from the field and 4-for-6 from three.</li> <li>Graduate student <b>Eli Carter</b> scored all 15 of his points in the second half. He also had five assists and three rebounds.</li> <li>Freshman <b>Ervins Meznieks</b> chipped in with 12 points and two assists off the bench. He was 3-for-5 from 3-point land.</li> <li>Senior <b>Dennis Clifford</b> had a career-high 12 rebounds.</li> </ul>	<table border="1"> <thead> <tr> <th>NAME</th> <th>FG</th> <th>3FG</th> <th>FT</th> <th>R</th> <th>TP</th> <th>A</th> <th>TO</th> <th>MIN</th> </tr> </thead> <tbody> <tr><td>Cummins*</td><td>2-3</td><td>0-0</td><td>1-2</td><td>8</td><td>5</td><td>3</td><td>2</td><td>33</td></tr> <tr><td>Okolie*</td><td>0-2</td><td>0-0</td><td>0-2</td><td>2</td><td>0</td><td>2</td><td>4</td><td>27</td></tr> <tr><td>Edosomwan*</td><td>8-18</td><td>0-0</td><td>4-9</td><td>9</td><td>20</td><td>0</td><td>1</td><td>29</td></tr> <tr><td>McCarthy*</td><td>4-11</td><td>3-7</td><td>2-2</td><td>2</td><td>13</td><td>0</td><td>5</td><td>27</td></tr> <tr><td>Johnson*</td><td>4-7</td><td>3-4</td><td>1-2</td><td>4</td><td>12</td><td>5</td><td>2</td><td>34</td></tr> <tr><td>Egi</td><td>0-1</td><td>0-0</td><td>1-6</td><td>3</td><td>1</td><td>0</td><td>0</td><td>13</td></tr> <tr><td>Chatfield</td><td>0-0</td><td>0-0</td><td>0-0</td><td>0</td><td>0</td><td>0</td><td>0</td><td>5</td></tr> <tr><td>Miller</td><td>2-3</td><td>1-2</td><td>0-0</td><td>3</td><td>5</td><td>1</td><td>0</td><td>27</td></tr> <tr><td>Perez</td><td>0-1</td><td>0-0</td><td>0-0</td><td>1</td><td>0</td><td>0</td><td>2</td><td>5</td></tr> <tr><td>Totals</td><td>20-46</td><td>7-13</td><td>9-23</td><td>33</td><td>56</td><td>12</td><td>16</td><td>200</td></tr> </tbody> </table>	NAME	FG	3FG	FT	R	TP	A	TO	MIN	Cummins*	2-3	0-0	1-2	8	5	3	2	33	Okolie*	0-2	0-0	0-2	2	0	2	4	27	Edosomwan*	8-18	0-0	4-9	9	20	0	1	29	McCarthy*	4-11	3-7	2-2	2	13	0	5	27	Johnson*	4-7	3-4	1-2	4	12	5	2	34	Egi	0-1	0-0	1-6	3	1	0	0	13	Chatfield	0-0	0-0	0-0	0	0	0	0	5	Miller	2-3	1-2	0-0	3	5	1	0	27	Perez	0-1	0-0	0-0	1	0	0	2	5	Totals	20-46	7-13	9-23	33	56	12	16	200
NAME	FG	3FG	FT	R	TP	A	TO	MIN																																																																																												
Cummins*	2-3	0-0	1-2	8	5	3	2	33																																																																																												
Okolie*	0-2	0-0	0-2	2	0	2	4	27																																																																																												
Edosomwan*	8-18	0-0	4-9	9	20	0	1	29																																																																																												
McCarthy*	4-11	3-7	2-2	2	13	0	5	27																																																																																												
Johnson*	4-7	3-4	1-2	4	12	5	2	34																																																																																												
Egi	0-1	0-0	1-6	3	1	0	0	13																																																																																												
Chatfield	0-0	0-0	0-0	0	0	0	0	5																																																																																												
Miller	2-3	1-2	0-0	3	5	1	0	27																																																																																												
Perez	0-1	0-0	0-0	1	0	0	2	5																																																																																												
Totals	20-46	7-13	9-23	33	56	12	16	200																																																																																												

**TURNING POINT**  
With Harvard holding a 29-28 lead, Boston College went on a 12-2 run over 3:15 to take a 40-31 lead with 12:07 left in the game.

**HOW IT HAPPENED**  

- Boston College scored the first eight points of the game over the first 5:10.
- Harvard responded with the next eight points to tie it up.
- BC led, 16-13, but the Crimson scored the final seven points of the half in the last 4:03 to take a 20-16 halftime lead.
- The Eagles started the second half with a 12-4 run to take a 28-24 lead. Carter had eight of the 12 points.
- Harvard scored the next five points to regain the lead, but a 12-2 BC run made it a 40-31 Eagle lead with 12:07 left.

<b>GAME 4</b>	<b>SCORING</b>	1st	2nd	-	Final
	Boston College	33	35	-	68
	#3/4 Michigan State	46	53	-	99
November 26, 2015   Titan Gym   Fullerton, CA					

<b>GAME SUMMARY</b>	<b>BOX SCORE</b>																																																																																																																					
<b>BC HIGHLIGHTS</b>	<b>BOSTON COLLEGE 68</b>																																																																																																																					
<ul style="list-style-type: none"> <li>Graduate student <b>Eli Carter</b> led Boston College with 22 points and four assists.</li> <li>Freshman <b>Sammy Barnes-Thompkins</b> scored 11 points off the bench.</li> <li>Freshman <b>Jerome Robinson</b> recorded nine points and four rebounds.</li> </ul>	<table border="1"> <thead> <tr> <th>NAME</th> <th>FG</th> <th>3FG</th> <th>FT</th> <th>R</th> <th>TP</th> <th>A</th> <th>TO</th> <th>MIN</th> </tr> </thead> <tbody> <tr><td>Robinson*</td><td>4-6</td><td>0-0</td><td>1-3</td><td>4</td><td>9</td><td>1</td><td>3</td><td>32</td></tr> <tr><td>Carter*</td><td>9-20</td><td>4-12</td><td>0-0</td><td>3</td><td>22</td><td>4</td><td>1</td><td>30</td></tr> <tr><td>Owens*</td><td>2-2</td><td>1-1</td><td>1-2</td><td>3</td><td>6</td><td>4</td><td>1</td><td>20</td></tr> <tr><td>Turner*</td><td>1-7</td><td>0-4</td><td>0-0</td><td>2</td><td>2</td><td>0</td><td>1</td><td>23</td></tr> <tr><td>Clifford*</td><td>2-5</td><td>0-0</td><td>1-2</td><td>3</td><td>5</td><td>1</td><td>1</td><td>21</td></tr> <tr><td>Hicks</td><td>0-0</td><td>0-0</td><td>0-0</td><td>0</td><td>0</td><td>0</td><td>0</td><td>2</td></tr> <tr><td>Diallo</td><td>2-3</td><td>0-0</td><td>0-0</td><td>3</td><td>4</td><td>1</td><td>0</td><td>15</td></tr> <tr><td>Meznieks</td><td>0-2</td><td>0-1</td><td>2-4</td><td>1</td><td>2</td><td>3</td><td>0</td><td>20</td></tr> <tr><td>Reyes</td><td>1-1</td><td>0-0</td><td>0-0</td><td>2</td><td>2</td><td>0</td><td>0</td><td>4</td></tr> <tr><td>Milon</td><td>2-4</td><td>1-3</td><td>0-0</td><td>0</td><td>5</td><td>2</td><td>0</td><td>19</td></tr> <tr><td>Barnes-Thompkins</td><td>3-5</td><td>2-3</td><td>3-4</td><td>0</td><td>11</td><td>0</td><td>0</td><td>14</td></tr> <tr><td>Totals</td><td>26-55</td><td>8-24</td><td>8-15</td><td>20</td><td>68</td><td>16</td><td>7</td><td>200</td></tr> </tbody> </table>	NAME	FG	3FG	FT	R	TP	A	TO	MIN	Robinson*	4-6	0-0	1-3	4	9	1	3	32	Carter*	9-20	4-12	0-0	3	22	4	1	30	Owens*	2-2	1-1	1-2	3	6	4	1	20	Turner*	1-7	0-4	0-0	2	2	0	1	23	Clifford*	2-5	0-0	1-2	3	5	1	1	21	Hicks	0-0	0-0	0-0	0	0	0	0	2	Diallo	2-3	0-0	0-0	3	4	1	0	15	Meznieks	0-2	0-1	2-4	1	2	3	0	20	Reyes	1-1	0-0	0-0	2	2	0	0	4	Milon	2-4	1-3	0-0	0	5	2	0	19	Barnes-Thompkins	3-5	2-3	3-4	0	11	0	0	14	Totals	26-55	8-24	8-15	20	68	16	7	200
NAME	FG	3FG	FT	R	TP	A	TO	MIN																																																																																																														
Robinson*	4-6	0-0	1-3	4	9	1	3	32																																																																																																														
Carter*	9-20	4-12	0-0	3	22	4	1	30																																																																																																														
Owens*	2-2	1-1	1-2	3	6	4	1	20																																																																																																														
Turner*	1-7	0-4	0-0	2	2	0	1	23																																																																																																														
Clifford*	2-5	0-0	1-2	3	5	1	1	21																																																																																																														
Hicks	0-0	0-0	0-0	0	0	0	0	2																																																																																																														
Diallo	2-3	0-0	0-0	3	4	1	0	15																																																																																																														
Meznieks	0-2	0-1	2-4	1	2	3	0	20																																																																																																														
Reyes	1-1	0-0	0-0	2	2	0	0	4																																																																																																														
Milon	2-4	1-3	0-0	0	5	2	0	19																																																																																																														
Barnes-Thompkins	3-5	2-3	3-4	0	11	0	0	14																																																																																																														
Totals	26-55	8-24	8-15	20	68	16	7	200																																																																																																														

**TURNING POINT**  
Michigan State used a 23-6 run in the second half to build a 71-44 lead with 12:37 left in the game.

**HOW IT HAPPENED**  

- Michigan State scored seven unanswered points over 1:38 to take a 13-6 lead 5:28 into the game.
- The Spartans led, 22-16, and then went on an 11-4 run to build a 33-20 lead with 6:21 to go in the half.
- Michigan State took that 13-point lead, 46-33, into the halftime break.
- BC cut the lead to 10 early in the second half, but Michigan State scored 11 of the next 13 points to push the lead to 59-40.
- That sparked a 23-6 run which gave the Spartans a 71-44 lead with 12:37 remaining in the game.

# GAME CAPSULES



## GAME 5

SCORING	1st	2nd	-	Final
UC Irvine	43	37	-	80
Boston College	31	36	-	67

November 27, 2015 | Titan Gym | Fullerton, CA

### GAME SUMMARY

#### BC HIGHLIGHTS

- Freshman **Jerome Robinson** scored a team-high 15 points and added three assists.
- Graduate student **Eli Carter** recorded 14 points and a season-high six assists.
- Senior **Dennis Clifford** added 14 points and five rebounds.

#### TURNING POINT

UC Irvine scored 11 unanswered points over 3:02 to build a 19-6 lead with 12:43 left in the first half. The lead was never less than nine points the rest of the way.

#### HOW IT HAPPENED

- UC Irvine scored 11 unanswered points over 3:02 to build a 19-6 lead with 12:43 left in the first half.
- With a 12-point lead, the Anteaters scored eight-straight points to extend the lead to 35-15.
- Boston College responded with nine straight of its own to cut the deficit to 35-24 with 3:04 remaining. Freshman **Ervins Meznieks** hit consecutive 3-pointers to cap the run.
- The Anteaters took a 43-31 lead into the half.
- The UCI lead was double digits the entire second half.

### BOX SCORE

#### UC IRVINE 80

NAME	FG	3FG	FT	R	TP	A	TO	MIN
Best*	7-15	0-0	4-4	9	18	1	2	27
Ndiaye*	7-8	0-0	2-4	5	16	1	0	23
Young*	5-8	0-1	0-0	4	10	4	0	31
Nelson*	2-8	1-6	2-2	2	7	10	1	31
Dunning*	1-2	0-0	2-2	2	4	1	0	20
Martin	4-6	3-5	0-0	4	11	2	1	15
Galloway	1-2	0-0	0-2	5	2	0	1	11
Dimakopoulos	3-6	0-0	2-2	1	8	0	0	17
Smith	1-3	0-1	0-0	2	2	0	1	11
Wright	0-2	0-1	2-2	0	2	2	0	14
Totals	31-60	4-14	14-18	36	80	21	6	200

#### BOSTON COLLEGE 67

NAME	FG	3FG	FT	R	TP	A	TO	MIN
Robinson*	6-16	1-4	2-2	3	15	3	3	35
Carter*	4-10	0-3	6-7	2	14	6	0	33
Owens*	0-2	0-0	4-4	5	4	1	0	23
Milon*	1-1	1-1	0-0	1	3	2	2	13
Clifford*	6-11	0-3	2-2	5	14	0	0	23
Diallo	1-2	0-0	0-2	1	2	0	0	17
Meznieks	3-5	2-2	0-0	2	8	1	1	17
Turner	2-2	1-1	0-0	2	5	0	2	27
Barnes-Thompkins	1-6	0-1	0-0	1	2	0	0	12
Totals	24-53	5-15	14-17	26	67	13	8	200

## GAME 6

SCORING	1st	2nd	-	Final
Boston College	21	24	-	45
Santa Clara	33	29	-	62

November 29, 2015 | Honda Center | Anaheim, CA

### GAME SUMMARY

#### BC HIGHLIGHTS

- Graduate student **Eli Carter** scored a game-high 16 points, including 13 in the second half. He was 6-for-11 from the field after halftime.
- Carter also had six rebounds and three assists.
- Senior **Dennis Clifford** and freshman **A.J. Turner** both had 10 points.

#### TURNING POINT

Santa Clara closed out the first half with a 12-0 run in the final 5:27 to take a 33-21 lead into the locker room.

#### HOW IT HAPPENED

- The two teams were tight for most of the first half. With the score tied, 21-21, Santa Clara scored the final 12 points of the half in the last 5:27 to take a 33-21 lead into the locker room.
- Henrik Jadersten scored eight of the last 12 points.
- Boston College could not make a run in the second half and the lead never got below double digits.

### BOX SCORE

#### BOSTON COLLEGE 45

NAME	FG	3FG	FT	R	TP	A	TO	MIN
Robinson*	1-11	0-2	2-2	5	4	2	2	32
Carter*	7-18	1-8	1-2	6	16	3	5	33
Owens*	2-3	0-1	0-0	1	4	3	0	18
Turner*	3-9	3-7	1-2	3	10	1	0	27
Clifford*	4-8	0-0	2-3	2	10	0	2	23
Diallo	0-1	0-0	0-0	6	0	0	1	12
Meznieks	0-3	0-3	0-0	2	0	0	1	22
Reyes	0-0	0-0	0-0	2	0	0	1	5
Perpiglia	0-0	0-0	0-0	0	0	0	0	1
Milon	0-4	0-2	0-0	1	0	0	0	13
Barnes-Thompkins	0-3	0-3	1-2	1	1	0	0	14
Totals	17-60	4-26	7-11	34	45	9	12	200

#### SANTA CLARA 62

NAME	FG	3FG	FT	R	TP	A	TO	MIN
Hubbard*	2-6	1-3	1-1	1	6	0	0	10
Kratch*	6-7	0-0	0-1	10	12	0	0	37
Wardlow*	0-0	0-0	1-2	2	1	4	0	26
Brownridge*4-15	1-7	0-0	6-9	4	6	3	5	35
Feagin*	2-4	0-2	2-2	4	6	5	2	23
Jadersten	2-7	2-6	2-2	3	8	0	2	14
Healy	4-8	2-3	4-6	7	14	3	3	23
Hauser	2-3	2-3	0-0	1	6	1	1	9
Nistler	0-0	0-0	0-0	0	0	0	0	3
Ndumanya	0-0	0-0	0-0	3	0	0	2	20
Totals	22-50	8-24	10-14	39	62	17	20	200

## GAME 7

SCORING	1st	2nd	-	Final
Penn State	29	38	-	67
Boston College	30	28	-	58

December 2, 2015 | Conte Forum | Chestnut Hill, MA

### GAME SUMMARY

#### BC HIGHLIGHTS

- Senior **Dennis Clifford** scored a season-high 17 points to go along with six rebounds. He was 6-for-10 from the floor and 5-for-7 from the foul line.
- Freshman **A.J. Turner** also notched a season high with 15 points and added five boards.
- Freshman **Jerome Robinson** had a season-high six assists and added seven points.

#### TURNING POINT

Penn State scored seven-straight points over 2:08 to build a 55-47 lead with 7:41 left in the game.

#### HOW IT HAPPENED

- Penn State had a five-point lead with 3:10 left in the first half, but BC closed it out by scoring seven of the last eight points to take a 30-29 lead.
- The Eagles started the second half with an 8-2 run to push the lead to 38-31. Clifford scored all eight of those points.
- BC held a 40-36 lead, but Penn State went on a 10-0 run over 3:16 to take a 46-40 lead at 13:11.
- Boston College battled back to cut it to 48-47, but Penn State scored seven straight to make it 55-47 with 7:41 left.
- BC only got as close as six points the rest of the way.

### BOX SCORE

#### PENN STATE 67

NAME	FG	3FG	FT	R	TP	A	TO	MIN
Banks*	3-8	1-3	2-2	5	9	1	2	22
Taylor*	1-5	0-2	0-0	3	2	2	1	18
Moore*	0-2	0-0	0-0	3	0	1	0	9
Reaves*	2-5	0-3	2-2	2	6	1	0	18
Garner*	10-16	8-12	2-2	4	30	3	2	40
Zemgulis	0-1	0-0	0-0	2	0	0	0	7
Foster	0-0	0-0	2-2	5	2	2	2	25
Jack	3-7	1-2	2-6	8	9	1	1	23
Washington	0-1	0-0	0-0	0	0	0	0	8
Dickerson	3-6	0-0	3-5	6	9	1	1	30
Totals	22-51	10-22	13-19	40	67	12	10	200

#### BOSTON COLLEGE 58

NAME	FG	3FG	FT	R	TP	A	TO	MIN
Robinson*	3-9	1-4	0-0	2	7	6	2	32
Carter*	2-8	1-4	2-4	2	7	3	2	31
Owens*	1-2	0-0	2-4	5	4	1	0	23
Turner*	3-9	3-7	6-8	5	15	2	0	33
Clifford*	6-10	0-0	5-7	6	17	0	1	29
Diallo	0-3	0-0	0-0	4	0	1	0	11
Meznieks	1-2	1-2	0-1	1	3	1	0	17
Milon	0-0	0-0	0-0	0	0	0	0	7
Barnes-Thompkins	2-4	0-1	1-1	2	5	0	0	13
Totals	18-47	6-18	16-25	27	58	14	6	200

## GAME 8

SCORING	1st	2nd	-	Final
UMass Lowell	31	37	-	68
Boston College	37	29	-	66

December 6, 2015 | Conte Forum | Chestnut Hill, MA

### GAME SUMMARY

#### BC HIGHLIGHTS

- Freshman **Johncarlos Reyes** recorded a double-double with 11 points and 14 rebounds in his first career start.
- Freshman **Jerome Robinson** recorded 16 points, six rebounds and five assists.
- Graduate student **Eli Carter** (ankle) and senior **Dennis Clifford** (illness) did not play in the game. Robinson was also ill.

#### TURNING POINT

UMass Lowell scored 11-straight points in 44 seconds to take a 65-61 lead with 3:15 left in the game.

#### HOW IT HAPPENED

- The Eagles closed out the half with a 9-2 run to take a 37-31 halftime lead. Robinson hit a deep three at the buzzer.
- The BC lead reached 43-33 just over three minutes into the second half.
- The River Hawks whittled the lead down to 49-46, but BC responded with seven-straight points to make it a 10-point lead once again with 7:40 left.
- It was a 61-54 BC lead with four minutes to play, but UMass Lowell scored 11-straight points in 44 seconds to take a 65-61 lead with 3:15 left in the game.
- BC made it a one-point game twice with less than 20 seconds left but UMass Lowell held the lead the rest of the way.

### BOX SCORE

#### UMASS LOWELL 68

NAME	FG	3FG	FT	R	TP	A	TO	MIN
Gantz*	1-5	1-3	0-0	3	3	1	2	21
Jones*	5-9	0-3	1-3	4	11	0	0	24
Thomas*	3-8	0-0	1-4	8	7	7	4	29
White*	5-10	5-7	5-6	4	20	1	3	34
Harris*	0-2	0-1	2-2	0	2	0	0	15
Hayes II	2-4	1-2	0-0	1	5	1	0	15
Mlachnik	0-0	0-0	0-2	0	0	0	0	1
Primerano	3-5	1-1	1-2	5	8	1	0	18
Livingston	2-7	1-4	3-4	3	8	1	1	29
Cornelius	2-4	0-1	0-0	4	4	2	2	15
Totals	23-54	9-22	13-23	35	68	14	12	200

#### BOSTON COLLEGE 66

NAME	FG	3FG	FT	R	TP	A	TO	MIN
Robinson*	4-12	3-6	5-10	6	16	5	5	34
Meznieks*	2-6	2-3	0-2	8	6	0	2	22
Turner*	2-11	0-7	2-2	2	6	1	3	31
Reyes*	5-6	0-0	1-2	14	11	1	2	26
Barnes-Thompkins	3-9	1-4	1-2	3	8	1	1	16
Hicks	3-4	3-4	0-1	1	9	0	0	19
Diallo	0-0	0-0	0-0	0	0	0	0	5
Owens	2-6	0-2	1-2	2	5	0	2	27
Perpiglia	0-0	0-0	0-0	0	0	0	0	2
Milon	1-5	1-4	2-2	4	5	2	2	18
Totals	22-59	10-30	12-23	44	66	10	17	200

# GAME CAPSULES



## GAME 9

SCORING	1st	2nd	-	Final
Boston College	23	28	-	51
#15/18 Providence	37	29	-	66

December 9, 2015 | Dunkin' Donuts Center | Providence, RI

### GAME SUMMARY

#### BC HIGHLIGHTS

- Graduate student **Eli Carter** finished with a team-high 15 points while adding five rebounds.
- Freshman **Jerome Robinson** was the other player in double figures with 10 points. He also had three assists.
- Senior **Dennis Clifford** recorded nine points and eight rebounds.
- Boston College started the second half with a 14-4 run to cut a 37-23 halftime deficit to 41-37.

#### TURNING POINT

Providence started the game with a 12-2 run and led the entire 40 minutes.

#### HOW IT HAPPENED

- Providence started the game with a 12-2 run over the first seven minutes.
- The lead reached 17 points, 21-4, at the 10:31 point of the half.
- The Friars took a 37-23 lead into the locker room.
- Boston College scored the first six points of the second half and that turned into a 14-4 run to cut the deficit to 41-37 eight minutes in.
- That is as close as the Eagles would get as the Friars pushed the lead back to double digits with five minutes left in the game.

### BOX SCORE

BOSTON COLLEGE 51												
NAME	FG	3FG	FT	R	TP	A	TO	MIN				
Robinson*	4-10	0-1	2-2	4	10	3	1	36				
Carter*	5-18	3-12	2-3	5	15	2	5	32				
Meznieks*	2-4	1-3	0-0	0	5	1	0	33				
Turner*	1-4	0-1	0-0	1	2	1	1	24				
Clifford*	4-6	0-2	1-2	8	9	1	2	32				
Hicks	3-6	0-2	0-0	1	6	0	1	14				
Diallo	1-2	0-0	0-0	1	2	0	1	8				
Owens	0-1	0-0	0-0	0	0	0	0	5				
Reyes	0-0	0-0	0-0	1	0	0	0	2				
Milon	0-2	0-1	2-2	1	2	1	1	12				
Barnes-Thompkins	0-0	0-0	0-0	0	0	1	1	2				
<b>Totals</b>	<b>20-53</b>	<b>4-22</b>	<b>7-9</b>	<b>25</b>	<b>51</b>	<b>10</b>	<b>14</b>	<b>200</b>				

### PROVIDENCE 66

NAME	FG	3FG	FT	R	TP	A	TO	MIN				
Bentil*	5-11	0-1	6-7	8	16	0	0	16				
Bullock*	8-14	0-2	1-2	7	17	0	3	28				
Dunn*	2-8	0-1	0-0	3	4	3	2	15				
Lindsey*	2-7	2-6	2-2	9	8	1	3	39				
Lomomba*	2-4	0-0	0-0	4	4	2	2	34				
Smith	0-0	0-0	6-6	4	6	0	1	13				
Cartwright	2-6	1-1	4-6	4	9	4	5	34				
Edwards	0-4	0-2	2-2	3	2	0	0	19				
Planek	0-1	0-0	0-0	0	0	0	0	2				
<b>Totals</b>	<b>21-55</b>	<b>3-13</b>	<b>21-25</b>	<b>46</b>	<b>66</b>	<b>10</b>	<b>16</b>	<b>200</b>				

## GAME 10

SCORING	1st	2nd	-	Final
Maine	29	31	-	60
Boston College	44	47	-	91

December 13, 2015 | Conte Forum | Chestnut Hill, MA

### GAME SUMMARY

#### BC HIGHLIGHTS

- Graduate student **Eli Carter** finished with 16 points, nine assists and eight rebounds. He also had a pair of blocks.
- Freshman **Jerome Robinson** matched Carter with 16 points while adding four rebounds and three steals.
- Freshman **A.J. Turner** recorded 11 points and six rebounds to go along with two blocks and two steals.
- Sophomore **Darryl Hicks** tallied 11 points, five assists and three boards off the bench. He also had a pair of steals.

#### TURNING POINT

Boston College started the game with a 16-3 run over the first 5:15 and held onto the lead for the entire 40 minutes.

#### HOW IT HAPPENED

- Boston College started the game with a 16-3 run over the first 5:15. Robinson had seven points in the opening stretch.
- The Eagles led, 27-17, when Maine scored seven straight to make it a 27-24 game with four minutes left in the half.
- BC responded with a 17-3 run over the next 2:54 to build a 44-27 lead
- The Eagles scored the first 11 points of the second half to take a 55-29 lead a little over four minutes in.
- The lead was over 20 points the rest of the way.

### BOX SCORE

MAINE 60												
NAME	FG	3FG	FT	R	TP	A	TO	MIN				
Eke*	2-6	0-0	2-6	7	6	2	1	29				
Beal*	3-5	3-5	0-0	0	9	0	1	19				
Calixte*	2-6	0-1	4-4	0	8	1	4	23				
Bernstein*	3-8	0-1	0-0	2	6	1	2	22				
Reid-Knight	0-4	0-2	0-0	1	0	0	2	13				
Harewood	0-3	0-2	2-2	0	2	0	1	13				
Little	2-8	1-2	1-2	3	6	1	3	21				
Lawton	1-5	0-1	2-2	3	4	2	1	15				
Stojiljkovic	1-3	0-1	2-4	5	4	5	3	21				
Ward	2-2	1-1	0-0	0	5	1	0	3				
King	1-2	0-0	0-0	0	2	0	1	7				
Melmed	0-0	0-0	0-0	1	0	0	0	3				
Gloger	4-5	0-0	0-0	2	8	0	0	11				
<b>Totals</b>	<b>21-57</b>	<b>5-16</b>	<b>13-20</b>	<b>29</b>	<b>60</b>	<b>13</b>	<b>20</b>	<b>200</b>				

### BOSTON COLLEGE 91

NAME	FG	3FG	FT	R	TP	A	TO	MIN				
Robinson*	6-10	4-6	0-0	4	16	2	2	29				
Carter*	6-13	2-5	2-2	8	16	9	5	26				
Meznieks*	1-2	1-2	0-0	3	3	3	2	23				
Turner*	5-9	1-4	0-0	6	11	2	1	26				
Clifford*	5-7	0-0	0-1	6	10	0	2	13				
Hicks	4-9	2-6	1-2	3	11	5	2	20				
Diallo	4-4	0-0	0-0	1	8	0	1	11				
Owens	0-2	0-0	4-4	2	4	3	3	21				
Barros	0-1	0-1	0-0	0	0	0	0	3				
Perpiglia	2-3	1-1	0-0	0	5	0	0	3				
Ghebremichael	0-0	0-0	0-0	1	0	0	0	3				
Milon	2-3	1-1	0-0	4	5	0	1	12				
Gehan	1-2	0-0	0-0	1	2	0	0	3				
Barnes-Thompkins	0-2	0-1	0-0	0	0	0	0	7				
<b>Totals</b>	<b>36-67</b>	<b>12-27</b>	<b>7-9</b>	<b>43</b>	<b>91</b>	<b>24</b>	<b>20</b>	<b>200</b>				

## GAME 11

SCORING	1st	2nd	-	Final
Delaware	35	26	-	61
Boston College	32	37	-	69

December 19, 2015 | Conte Forum | Chestnut Hill, MA

### GAME SUMMARY

#### BC HIGHLIGHTS

- Graduate student **Eli Carter** flirted with a triple-double for the second-straight game. He had 20 points, 10 assists and eight rebounds while committing just two turnovers.
- Freshman **Matt Milon** scored 12 points off the bench, going 3-for-4 from beyond the arc.
- Classmate **Ervins Meznieks** was the other Eagle in double figures with 10 points.
- Senior **Dennis Clifford** tallied eight points and 10 rebounds.

#### TURNING POINT

Boston College started the second half with a 19-7 run in the first 10:12 to build a decisive 51-42 lead.

#### HOW IT HAPPENED

- The Eagles were on top, 25-19, before the Blue Hens rattled off nine unanswered points to give them a 28-25 lead.
- That started a 14-2 run that helped give Delaware a 35-32 halftime lead.
- BC started the second half with a 19-7 run over the first 10:12 to build a 51-42 lead.
- The Eagles would keep control from there as the lead reached as many as 13, 65-52, with 2:47 remaining.

### BOX SCORE

DELAWARE 61												
NAME	FG	3FG	FT	R	TP	A	TO	MIN				
King-Davis*	2-9	0-0	3-3	5	7	1	0	30				
Jeffers*	0-3	0-0	0-0	4	0	1	4	22				
Holden*	12-26	6-13	5-6	3	35	2	0	37				
Mosley*	0-5	0-0	2-2	4	2	2	1	35				
Hayes*	5-18	2-10	5-9	8	17	0	0	40				
Harris	0-1	0-0	0-0	3	0	0	1	9				
McRoy	0-0	0-0	0-0	1	0	1	8					
Johnson	0-0	0-0	0-0	8	0	1	1	19				
<b>Totals</b>	<b>19-62</b>	<b>8-23</b>	<b>15-20</b>	<b>42</b>	<b>61</b>	<b>7</b>	<b>9</b>	<b>200</b>				

### BOSTON COLLEGE 69

NAME	FG	3FG	FT	R	TP	A	TO	MIN				
Robinson*	2-7	1-4	3-4	4	8	4	1	36				
Carter*	8-15	4-9	0-0	8	20	10	2	36				
Meznieks*	5-12	0-6	0-0	0	10	0	0	31				
Turner*	3-7	3-6	0-0	3	9	1	0	25				
Clifford*	4-5	0-1	0-2	10	8	2	3	25				
Hicks	0-1	0-1	0-0	0	1	1	0	11				
Diallo	0-1	0-0	0-0	4	0	0	2	11				
Owens	1-4	0-0	0-0	0	2	1	0	9				
Milon	4-5	3-4	1-1	2	12	0	0	15				
Barnes-Thompkins	0-0	0-0	0-0	0	0	1	2					
<b>Totals</b>	<b>27-57</b>	<b>11-31</b>	<b>4-7</b>	<b>34</b>	<b>69</b>	<b>19</b>	<b>10</b>	<b>200</b>				

## GAME 12

SCORING	1st	2nd	-	Final
Fordham	22	33	-	55
Boston College	27	37	-	64

December 22, 2015 | Barclays Center | Brooklyn, NY

### GAME SUMMARY

#### BC HIGHLIGHTS

- Freshman **Jerome Robinson** matched season highs with 19 points and six rebounds while adding three steals.
- Graduate student **Eli Carter** recorded 12 points, five rebounds, three assists, two blocks and two steals.
- Redshirt freshman **Idy Diallo** matched a season high with eight points.

#### TURNING POINT

Trailing by a point, Boston College scored six unanswered points to gain a 45-40 lead that it would never relinquish.

#### HOW IT HAPPENED

- BC closed the first half with an 8-3 stretch to take a 27-22 halftime lead.
- Carter closed out the half by hitting all three free throws after being fouled behind the arc with 0.8 seconds left.
- The teams traded quick runs throughout the second half. Fordham held a 40-39 lead, but the Eagles scored six-straight points to regain a 45-40 lead with 8:12 left.
- With the Eagles on top, 57-49, Fordham scored five unanswered to make it a 57-54 lead with 2:06 on the clock.
- BC pulled away in the end, getting the lead back up to six points with 30 seconds left.

### BOX SCORE

FORDHAM 55												
NAME	FG	3FG	FT	R	TP	A	TO	MIN				
Rhoomes*	4-10	0-0	2-2	9	10	2	1	28				
Sengfelder*	2-7	1-5	2-2	3	7	0	1	29				
Severe*	4-13	2-7	1-2	2	11	1	0	30				
Chartuony*	2-7	2-4	0-0	3	6	5	5	30				
Thomas*	2-8	1-3	0-0	4	5	1	3	33				
Anderson	3-8	2-3	6-8	3	14	2	1	24				
Zarkovic	0-2	0-2	0-0	0	0	0	1	14				
Bunting	1-1	0-0	0-0	1	2	0	0	8				
Canty	0-0	0-0	0-0	1	0	1	0	4				
<b>Totals</b>	<b>18-56</b>	<b>8-24</b>	<b>11-14</b>	<b>33</b>	<b>55</b>	<b>12</b>	<b>14</b>	<b>200</b>				

### BOSTON COLLEGE 64



# GAME CAPSULES



## GAME 13

SCORING	1st	2nd	OT	-	Final
New Hampshire	29	31	7	-	67
Boston College	27	33	12	-	72

December 30, 2015 | Conte Forum | Chestnut Hill, MA

### GAME SUMMARY

#### BC HIGHLIGHTS

- Graduate student **Eli Carter** finished with a season-high 28 points while adding five rebounds and four assists. He scored 20 points in the second half and overtime.
- Freshman **Jerome Robinson** added 14 points and five rebounds.
- Senior **Dennis Clifford** posted 10 points, seven rebounds and four blocks.

#### TURNING POINT

After UNH's Jacoby Armstrong hit a jumper late in overtime, Carter converted on an and-one to push BC's lead to 70-67 with 16 seconds left.

#### HOW IT HAPPENED

- The Wildcats closed the first half with nine unanswered points to take a 29-27 lead at the break. It was their first lead of the game.
- UNH led, 50-49, when BC scored seven unanswered points to regain a 56-50 lead with 3:40 left in regulation.
- The Wildcats responded with seven of their own to take that lead back. Jaleen Smith hit a 3-pointer with eight seconds left to force overtime.
- After UNH's Jacoby Armstrong hit a jumper, Carter converted on an and-one to push BC's overtime lead to 70-67 with 16 seconds left.

### BOX SCORE

NEW HAMPSHIRE 67										
NAME	FG	3FG	FT	R	TP	A	TO	MIN		
Armstrong*	8-15	0-2	3-5	7	19	3	3	37		
Camara*	2-5	0-0	3-5	8	7	1	2	31		
Smith*	5-13	3-7	2-2	9	15	4	3	45		
Burns*	0-2	0-1	0-0	1	0	2	2	13		
Bramanti*	1-6	0-2	0-2	5	2	1	1	30		
Leissner	2-5	1-2	3-4	4	8	1	2	19		
Watkins	0-0	0-0	0-0	0	0	0	0	2		
Jordan	6-13	2-6	2-3	3	16	2	0	40		
McNamara	0-1	0-1	0-0	1	0	1	1	8		
<b>Totals</b>	<b>24-60</b>	<b>6-21</b>	<b>13-21</b>	<b>41</b>	<b>67</b>	<b>15</b>	<b>16</b>	<b>225</b>		

BOSTON COLLEGE 72										
NAME	FG	3FG	FT	R	TP	A	TO	MIN		
Robinson*	5-8	2-2	2-6	5	14	2	3	33		
Carter*	10-21	1-6	7-10	5	28	4	6	43		
Meznieks*	4-6	2-3	0-0	2	10	0	1	31		
Turner*	1-4	1-3	0-0	5	3	1	2	41		
Clifford*	3-6	0-0	4-6	7	10	2	0	33		
Diallo	1-2	0-0	0-1	3	2	0	3	7		
Owens	1-3	0-0	1-1	2	3	1	0	17		
Milon	1-1	0-0	0-0	2	2	0	0	13		
Barnes-Thompkins	0-2	0-1	0-0	1	0	0	0	7		
<b>Totals</b>	<b>26-53</b>	<b>6-15</b>	<b>14-24</b>	<b>33</b>	<b>72</b>	<b>10</b>	<b>15</b>	<b>225</b>		

## GAME 14

SCORING	1st	2nd	-	Final
#15/12 Duke	37	44	-	81
Boston College	24	40	-	64

January 2, 2016 | Conte Forum | Chestnut Hill, MA

### GAME SUMMARY

#### BC HIGHLIGHTS

- Graduate student **Eli Carter** led Boston College with 19 points and five assists. He was 7-for-16 from the field.
- Freshman **Jerome Robinson** added 15 points and a season-high seven rebounds. He also had four assists and a season-best four steals.
- Senior **Dennis Clifford** added 12 points and five rebounds.

#### TURNING POINT

Duke went on a 20-5 run over seven minutes to take a 26-17 lead with 5:19 left in the first half.

#### HOW IT HAPPENED

- Boston College led early, 12-6, but Duke scored nine unanswered points in 1:20 to take a 15-12 lead midway through the half.
- That started a 20-5 run which built a 26-17 advantage with five minutes to play.
- From the 12:46 mark, the Blue Devils outscored BC, 31-12, to take a 37-24 halftime lead.
- The Eagles scored 10 unanswered points in just over two minutes to cut the deficit to 57-46 with 8:24 remaining.
- Duke scored the next four points to stop the run and maintain the double-digit lead.

### BOX SCORE

DUKE 81										
NAME	FG	3FG	FT	R	TP	A	TO	MIN		
Ingram*	9-18	4-9	3-4	9	25	3	3	40		
Plumlee*	0-0	0-0	1-4	5	1	1	1	34		
Allen*	5-8	0-1	7-8	9	17	5	3	39		
Thornton*	1-2	0-1	1-2	1	3	1	3	15		
Jones*	5-10	3-7	3-5	2	16	2	4	38		
Jeter	0-0	0-0	2-4	1	2	0	2	6		
Kennard	7-11	1-5	2-3	5	17	2	0	27		
Pagliuca	0-0	0-0	0-0	0	0	0	0	1		
<b>Totals</b>	<b>27-49</b>	<b>8-23</b>	<b>19-30</b>	<b>35</b>	<b>81</b>	<b>14</b>	<b>16</b>	<b>200</b>		

BOSTON COLLEGE 64										
NAME	FG	3FG	FT	R	TP	A	TO	MIN		
Robinson*	6-11	0-0	3-3	7	15	4	3	36		
Carter*	7-16	2-6	3-4	2	19	5	2	36		
Meznieks*	0-3	0-2	0-0	3	0	0	3	20		
Turner*	2-4	2-3	0-0	5	6	2	1	26		
Clifford*	5-13	0-0	2-4	5	12	1	4	26		
Hicks	1-3	0-2	0-0	0	2	0	0	13		
Diallo	1-2	0-0	1-1	1	3	0	1	11		
Owens	0-2	0-0	1-2	0	1	1	0	12		
Milon	1-1	1-1	0-0	0	3	1	2	12		
Barnes-Thompkins	1-1	1-1	0-0	0	3	0	0	8		
<b>Totals</b>	<b>24-56</b>	<b>6-15</b>	<b>10-14</b>	<b>26</b>	<b>64</b>	<b>14</b>	<b>16</b>	<b>200</b>		

## GAME 15

SCORING	1st	2nd	-	Final
Notre Dame	37	45	-	82
Boston College	24	30	-	54

January 7, 2016 | Conte Forum | Chestnut Hill, MA

### GAME SUMMARY

#### BC HIGHLIGHTS

- Senior **Dennis Clifford** recorded 13 points and five rebounds. He was 4-for-5 from the field and hit all five of his foul shots.
- Graduate student **Eli Carter** also scored 13 points.
- Freshman **Jerome Robinson** had 11 points and three steals.

#### TURNING POINT

Notre Dame went on a 21-4 run that gave it a 25-13 lead with 5:39 left in the first half.

#### HOW IT HAPPENED

- Boston College led early, 9-4, but Notre Dame scored 12 unanswered points over two minutes to take a 16-9 lead.
- That ignited a 21-4 run that made it a 25-13 Irish lead with 5:39 left in the half.
- BC cut the deficit to seven, but Notre Dame scored the last six points of the half to take a 37-24 lead at the break.
- The Irish pushed its lead to 20 points, 46-26, less than five minutes into the second half and led by 17 or more the rest of the game.

### BOX SCORE

NOTRE DAME 82										
NAME	FG	3FG	FT	R	TP	A	TO	MIN		
Beachem*	3-6	3-6	1-2	7	10	1	1	29		
Auguste*	6-11	0-0	3-4	11	15	1	4	28		
Colson*	8-9	0-0	0-0	4	16	0	2	23		
Jackson*	6-10	4-5	1-2	4	17	9	3	38		
Vasturia*	6-9	1-2	0-0	2	13	6	2	36		
Pflueger	0-1	0-0	0-0	0	0	1	1	9		
Torres	0-1	0-0	0-0	2	0	0	0	6		
Ryan	3-4	3-4	0-0	3	9	0	1	22		
Farrell	0-0	0-0	0-0	0	0	0	0	7		
Burgett	0-0	0-0	0-0	0	0	0	0	1		
Geben	1-2	0-0	0-0	2	2	0	0	1		
<b>Totals</b>	<b>33-53</b>	<b>11-17</b>	<b>5-8</b>	<b>35</b>	<b>82</b>	<b>19</b>	<b>14</b>	<b>200</b>		

BOSTON COLLEGE 54										
NAME	FG	3FG	FT	R	TP	A	TO	MIN		
Robinson*	3-11	0-3	5-5	2	11	0	3	33		
Carter*	4-14	3-8	2-2	2	13	1	4	25		
Meznieks*	0-3	0-2	0-0	5	0	1	0	19		
Turner*	1-6	1-4	0-0	1	3	3	2	27		
Clifford*	4-5	0-0	5-5	5	13	0	4	28		
Hicks	2-6	1-4	0-0	1	5	1	0	22		
Diallo	0-0	0-0	0-0	0	0	1	1	13		
Owens	0-0	0-0	0-0	2	0	0	0	10		
Milon	3-6	3-6	0-0	1	9	1	1	23		
<b>Totals</b>	<b>17-51</b>	<b>8-27</b>	<b>12-12</b>	<b>22</b>	<b>54</b>	<b>10</b>	<b>15</b>	<b>200</b>		

## GAME 16

SCORING	1st	2nd	-	Final
Boston College	15	25	-	40
Syracuse	30	32	-	62

January 13, 2016 | Carrier Dome | Syracuse, N.Y.

### GAME SUMMARY

#### BC HIGHLIGHTS

- Graduate student **Eli Carter** led Boston College with 13 points.

#### TURNING POINT

Syracuse finished the first half with a 21-4 run in the final 10:23 to build a 30-15 halftime lead.

#### HOW IT HAPPENED

- Boston College led early, 11-9, but Syracuse scored 14 unanswered points over six minutes to take a 23-11 lead with 4:15 left in the half.
- The Orange finished the first half on a 21-4 run to take a 30-15 lead at the break.
- BC started the second half on a 13-5 run to cut the deficit to 35-28, forcing Syracuse to take a timeout. Carter had five of the points in the run and capped it with a 3-pointer.
- Syracuse responded with an 18-3 run to maintain control of the game at 53-31 with 6:54 left.

### BOX SCORE

BOSTON COLLEGE 40										
NAME	FG	3FG	FT	R	TP	A	TO	MIN		
Robinson*	1-8	0-3	0-0	1	2	5	3	35		
Hicks*	2-5	1-3	0-0	0	5	0	1	25		
Carter*	5-11	3-8	0-0	3	13	1	0	38		
Turner*	2-8	0-5	0-2	2	4	1	0	19		
Clifford*	0-4	0-0	4-7	6	4	2	5	31		
Diallo	0-0	0-0	0-0	1	0	0	0	4		
Owens	3-4	0-0	0-0	7	6	0	1	16		
Meznieks	0-2	0-2	0-0	3	0	2	2	10		
Milon	2-5	2-5	0-0	0	6	0	2	22		
<b>Totals</b>	<b>15-47</b>	<b>6-26</b>	<b>4-9</b>	<b>27</b>	<b>40</b>	<b>11</b>	<b>16</b>	<b>200</b>		

SYRACUSE 62										
NAME	FG	3FG	FT	R	TP	A	TO	MIN		
Roberson*	4-6	0-0	2-5	12	10	1	2	24		
Richardson*	4-7	1-3	6-6	3	15	3	5	34		
Coleman*	4-6	0-0	3-3	5	11	1	0	26		
Gbinije*	5-8	1-4	3-4	6	14	2	0	39		
Cooney*	2-9	1-6	0-0	0	5	3	3	30		
Howard	0-4	0-1	0-0	1	0	2	1	14		
Belbey	0-0	0-0	0-0	0	0	0	0	1		
Sutton	0-0	0-0	0-0	0	0	0	0	1		
Autry										



# GAME CAPSULES



<b>GAME 17</b>	SCORING	1st	2nd	-	Final
	Boston College	36	25	-	61
	#20/17 Pittsburgh	43	41	-	84
January 16, 2016   Petersen Events Center   Pittsburgh, PA					

GAME SUMMARY	BOX SCORE
--------------	-----------

**BC HIGHLIGHTS**

- Graduate student **Eli Carter** scored a career-high 31 points while adding four assists and four steals. He was 12-for-22 from the field and 5-for-11 from beyond the arc.
- Senior **Dennis Clifford** finished with 12 points and six rebounds.

**TURNING POINT**  
Pittsburgh led 47-42 and went on an 11-2 run over 3:21 to build a 58-44 lead with 13:16 left.

**HOW IT HAPPENED**

- Boston College started the game with a 10-2 run, but Pittsburgh responded with a 15-2 stretch over 5:13 to take a 17-12 lead.
- Pitt was on top 28-19, but the Eagles went on a 17-9 run over 5:27 to cut the deficit to 37-36 with 1:55 left in the half. Carter had eight of the points and redshirt freshman **Idy Diallo** had six.
- The Panthers took a 43-36 lead into halftime.
- Pitt extended the lead with an 11-2 run to make it a 58-44 advantage with 13:16 left in the game.
- The lead never went under double digits the rest of the way.

**BOSTON COLLEGE 61**

NAME	FG	3FG	FT	R	TP	A	TO	MIN
Robinson*	2-6	1-1	0-1	2	5	2	2	39
Carter*	12-22	5-11	2-2	2	31	4	4	37
Owens*	3-5	1-2	0-0	1	7	0	2	25
Turner*	0-2	0-2	0-0	2	0	1	1	20
Clifford*	3-9	0-0	6-6	6	12	1	2	31
Hicks	0-0	0-0	0-0	0	0	0	1	15
Diallo	3-3	0-0	0-0	1	6	0	0	9
Meznieks	0-0	0-0	0-2	1	0	0	0	15
Milon	0-2	0-2	0-0	1	0	1	0	9
<b>Totals</b>	<b>23-49</b>	<b>7-18</b>	<b>8-11</b>	<b>17</b>	<b>61</b>	<b>9</b>	<b>12</b>	<b>200</b>

**PITTSBURGH 84**

NAME	FG	3FG	FT	R	TP	A	TO	MIN
Artis*	8-12	4-6	2-2	3	22	3	3	32
Young*	5-10	0-0	3-4	5	13	9	5	34
Maia*	2-2	0-0	0-0	8	4	2	2	17
Robinson*	4-10	2-4	0-1	3	10	2	2	34
Smith*	1-2	0-1	0-0	0	2	0	1	16
Wilson	2-5	0-0	0-0	2	4	4	2	21
Luther	0-0	0-0	0-0	0	0	0	0	1
Jones	0-2	0-1	0-0	0	0	0	0	2
Jeter	2-2	0-0	0-1	5	4	2	1	17
Johnson	7-10	4-7	2-2	2	20	1	0	15
Lecak	0-0	0-0	0-0	0	0	0	0	1
Nelson-Ododa	2-2	0-0	1-1	2	5	0	1	10
<b>Totals</b>	<b>33-57</b>	<b>10-19</b>	<b>8-11</b>	<b>34</b>	<b>84</b>	<b>23</b>	<b>17</b>	<b>200</b>

<b>GAME 18</b>	SCORING	1st	2nd	-	Final
	#15/14 Miami				
	Boston College				
January 20, 2016   Conte Forum   Chestnut Hill, MA					

GAME SUMMARY	BOX SCORE
--------------	-----------

Empty box for Game 18 summary and box score.

<b>GAME 19</b>	SCORING	1st	2nd	-	Final
	Boston College				
	Notre Dame				
January 23, 2016   Purcell Pavilion   Notre Dame, IN					

GAME SUMMARY	BOX SCORE
--------------	-----------

Empty box for Game 19 summary and box score.

<b>GAME 20</b>	SCORING	1st	2nd	-	Final
	Florida State				
	Boston College				
January 26, 2016   Conte Forum   Chestnut Hill, MA					

GAME SUMMARY	BOX SCORE
--------------	-----------

Empty box for Game 20 summary and box score.

# THE LAST TIME BOSTON COLLEGE...



Won in overtime  
Lost in overtime  
Played two overtimes  
Beat a No. 1 team  
Beat a top 10 team  
Beat a team ranked 11-25  
Won by 30+ points  
Won by 40+ points  
Won by 50+ points  
Scored 100 points  
Scored 90 points  
Scored 50 or more points in one half  
Scored fewer than 50 points  
Both teams scored 100 points  
Allowed 100 points  
Allowed fewer than 50 points  
Allowed fewer than 40 points  
Shot 67% or better from the field  
Shot 60% or better from the field  
Shot under 35% from the field  
Shot under 30% from the field  
Shot 55% or better in both halves  
Shot 50% or better in both halves  
Held opponent under 30% from the field  
Made 45 or more field goals  
Made 10 or more 3-pointers  
Made 14 or more 3-pointers  
Did not make a 3-pointer (19.9 feet)  
Did not make a 3-pointer (20.6 feet)  
Attempted more than 50 free throws  
Attempted 50 free throws  
Made 30 free throws  
Shot 90% from the foul line (10 attempts)  
Shot 90% from the foul line (20 attempts)  
Had 50 or more rebounds  
Had 25 or fewer rebounds  
Had 20 or more assists  
Had 15 or more steals  
Blocked 10 or more shots  
Forced 30 or more turnovers  
Had five players score in double figures  
Had six or more players score in double figures  
Overcame a double-digit halftime deficit

## THE LAST TIME A BOSTON COLLEGE PLAYER...

Scored 49 points  
Scored 40 or more points  
Scored 30 or more points  
Two players had 20 points  
Three players had 20 points  
Made 20 field goals  
Made six or more 3-pointers  
Made seven or more 3-pointers  
Made nine or more 3-pointers  
Attempted 20 free throws  
Made 10 or more free throws  
Made 15 or more free throws  
Made 18 or more free throws  
Was perfect with 15 or more free throws  
Had 31 rebounds  
Had 20 rebounds  
Had 15 or more rebounds  
Two players had 10 rebounds  
Two players had a double-double  
Shot 100% from the field (min. 10)  
Had 10 or more assists  
Had 15 or more assists  
Had eight steals  
Had 10 or more blocks  
Had 13 blocks  
Had a double-double  
Had a triple-double

72-67 vs. New Hampshire - December 30, 2015  
89-86 vs. Miami - February 16, 2015  
Miami 89, BC 86 - February 16, 2015  
BC 62, Syracuse 59 (ot) - February 19, 2014  
BC 80, Duke 74 - February 15, 2009  
BC 64, No. 15 Florida State 60 - February 8, 2012  
BC 91, Maine 60 - December 13, 2015  
BC 87, Long Island 46 - November 30, 2004  
BC 132, Bentley 79 - December 11, 1982  
112 vs. Wake Forest - January 12, 2008  
92 vs. Toledo - November 14, 2013  
53 (second half) vs. Harvard - November 22, 2015  
49 at Clemson - January 31, 2015  
BC 107, Rhode Island 105 - January 12, 1965  
106 vs. North Carolina - February 1, 2011  
45 vs. Santa Clara - November 29, 2015  
32 vs. NJIT - January 5, 2010  
68.8% vs. Hartford - January 31, 2007  
66.1% vs. Wake Forest - January 12, 2008  
31.9% at Syracuse - January 13, 2016  
28.3% vs. Santa Clara - November 29, 2015  
55.0% (first), 60.9% (second) vs. Harvard - December 4, 2012  
50.0% (first), 50.0% (second) vs. Central Connecticut - November 19, 2015  
27.9% vs. st. Francis Brooklyn - November 14, 2015  
45 vs. New Hampshire - December 2, 1991  
11 vs. Delaware - December 19, 2015  
14 vs. Virginia Tech - January 29, 2014  
vs. Syracuse - March 11, 2004  
vs. Shawnee State - November 20, 2005  
56 vs. Hartford - December 23, 1995  
50 at Wake Forest - February 8, 2006  
32 at Wake Forest - March 1, 2014  
100% (12-for-12) vs. Notre Dame - January 7, 2016  
96.0% (24-for-25) vs. Connecticut - November 21, 2013  
50 vs. Maine - December 23, 2008  
22 vs. Harvard - December 29, 2011  
21 vs. Bryant - December 18, 2011  
15 vs. Rutgers - February 22, 2004  
10 vs. Maine - December 13, 2015  
30 vs. Virginia Tech - January 31, 2001  
5 vs. Maine - December 13, 2015  
6 vs. Wake Forest - January 12, 2008  
Maryland 40, BC 29 at half - January 27, 2009

John Austin (49) vs. Georgetown - February 21, 1964  
Olivier Hanlan (41) vs. Georgia Tech - March 14, 2013  
Eli Carter (31) at Pittsburgh - January 16, 2016  
Olivier Hanlan (39) and Aaron Brown (20) at Pittsburgh - February 24, 2015  
Tyrese Rice (26), Jared Dudley (23) and Sean Marshall (22) vs. Florida State - January 23, 2007  
Jim Hooley (21) vs. Brandeis - February 14, 1962  
Olivier Hanlan (6) at Notre Dame - February 4, 2015  
Olivier Hanlan (8) vs. Georgia Tech - March 14, 2013  
Dana Barros (9) at Pittsburgh - January 7, 1989  
Jared Dudley (21) vs. UW-Milwaukee - March 19, 2005  
Olivier Hanlan (14) at Pittsburgh - February 24, 2015  
Olivier Hanlan (15) vs. Maryland - December 12, 2013  
Jared Dudley (18) vs. UW-Milwaukee - March 19, 2005  
Troy Bell (17-for-17) vs. Iowa State - December 11, 2001  
Terry Driscoll (31) vs. Fordham - February 8, 1969  
Danya Abrams (20) vs. Providence - January 22, 1994  
Ryan Anderson (19) vs. New Hampshire - December 16, 2012  
Ryan Anderson (14) and Dennis Clifford (10) vs. Bryant - November 25, 2012  
Marshall (30-10) and Williams (19-10) vs. Duquesne - December 28, 2006  
Corey Raji (12-for-12) vs. Maine - December 23, 2008  
Eli Carter (10) vs. Delaware - December 19, 2015  
Jim O'Brien (18) vs. Le Moyne - December 16, 1970  
Troy Bell (8) vs. Syracuse - February 7, 2001  
Tyrelle Blair (11) at Maryland - December 9, 2008  
Sean Williams (13) vs. Duquesne - December 28, 2006  
Eli Carter (20 points, 10 assists) vs. Delaware - December 19, 2015  
Sean Williams (19 points, 13 blocks, 10 rebounds) vs. Duquesne - December, 2006

# ROSTER INFORMATION

# BOSTON COLLEGE NUMERICAL ROSTER

## BY POSITION

### Total Players (13)

### Guards (7)

Sammy Barnes-Thompkins  
Eli Carter  
Gordon Gehan  
Darryl Hicks  
Matt Milon  
Steve Perpiglia  
Jerome Robinson

### Forwards (6)

Idy Diallo  
Aser Ghebremichael  
Ervins Meznies  
Garland Owens  
Johncarlos Reyes  
A.J. Turner

### Centers (1)

Dennis Clifford

## BY CLASS

### Graduate Students (1)

Eli Carter

### Seniors (2)

Dennis Clifford  
Steve Perpiglia

### Juniors (1)

Garland Owens

### Sophomores (1)

Darryl Hicks

### Redshirt Freshmen (1)

Idy Diallo

### Freshmen (8)

Sammy Barnes-Thompkins  
Gordon Gehan  
Aser Ghebremichael  
Ervins Meznies  
Matt Milon  
Johncarlos Reyes  
Jerome Robinson  
A.J. Turner

## PRONUNCIATIONS

IDY DIALLO: EE-dee JAL-oh

Gordon GEHAN: GEE (rhymes with "key") -han

ASER GHEBREMICHAEL: ah-SEAR GEB-re-michael

Matt MILON: Muh-LON

Steve PERPIGLIA: per-PEEL-ee-ah

Ervins MEZNIKS: MEHJ-nee-ex

No.	Name	Cl.	Pos.	Ht.	Wt.	High School/Hometown
1	Jerome Robinson	FR	G	6-5	181	Raleigh, NC/Needham Broughton
2	Darryl Hicks	SO	G	6-2	192	Louisville, KY/Trinity
3	Eli Carter	GR	G	6-2	200	Paterson, NJ/Brewster Academy
4	Idy Diallo	R-FR	F	6-11	253	Los Angeles, CA/Cathedral
5	Garland Owens	JR	F	6-5	225	Gaithersburg, MD/Magruder
10	Ervins Meznies	FR	F	6-7	218	Riga, Latvia/Rigas Teikas
11	A.J. Turner	FR	F	6-7	190	Mt. Clemens, MI/New Hampton School (NH)
12	Johncarlos Reyes	FR	F/C	6-10	216	Lawrenceville, GA/Sound Doctrine Christian Acad.
20	Steve Perpiglia	SR	G	5-10	165	Broomall, PA/Malvern Prep
21	Aser Ghebremichael	FR	F	6-8	195	Somerville, Mass./Brooks School
22	Matt Milon	FR	G	6-4	200	Oviedo, FL/Oviedo
24	Dennis Clifford	SR	C	7-0	262	Bridgewater, MA/Milton Academy
25	Gordon Gehan	FR	G/F	6-5	220	Dallas, TX/Episcopal School of Dallas
55	Sammy Barnes-Thompkins	FR	G	6-3	192	Phoenix, AZ/Sunnyslope

# BOSTON COLLEGE ALPHABETICAL ROSTER

No.	Name	Cl.	Pos.	Ht.	Wt.	High School/Hometown
55	Sammy Barnes-Thompkins	FR	G	6-3	192	Phoenix, AZ/Sunnyslope
3	Eli Carter	GR	G	6-2	200	Paterson, NJ/Brewster Academy
24	Dennis Clifford	SR	C	7-0	262	Bridgewater, MA/Milton Academy
4	Idy Diallo	R-FR	F	6-11	253	Los Angeles, CA/Cathedral
25	Gordon Gehan	FR	G/F	6-5	220	Dallas, TX/Episcopal School of Dallas
21	Aser Ghebremichael	FR	F	6-8	195	Somerville, Mass./Brooks School
2	Darryl Hicks	SO	G	6-2	192	Louisville, KY/Trinity
10	Ervins Meznies	FR	F	6-7	218	Riga, Latvia/Rigas Teikas
22	Matt Milon	FR	G	6-4	200	Oviedo, FL/Oviedo
5	Garland Owens	JR	F	6-5	225	Gaithersburg, MD/Magruder
20	Steve Perpiglia	SR	G	5-10	165	Broomall, PA/Malvern Prep
12	Johncarlos Reyes	FR	F/C	6-10	216	Lawrenceville, GA/Sound Doctrine Christian Acad.
1	Jerome Robinson	FR	G	6-5	181	Raleigh, NC/Needham Broughton
11	A.J. Turner	FR	F	6-7	190	Mt. Clemens, MI/New Hampton School (NH)

# BOSTON COLLEGE COACHES AND STAFF

The Clement and Elizabeth Izzi Family Head Men's Basketball Coach .....	Jim Christian (Rhode Island '88)
Assistant Coach.....	Scott Spinelli (Boston University '89)
Assistant Coach.....	Bill Wuczynski (UNLV '96)
Assistant Coach.....	Stan Heath (Eastern Washington '88)
Director of Basketball Operations.....	Dan McDermott (Boston College '04)
Video Coordinator.....	Chip Cunningham (TCU '11)
Graduate Assisant.....	Dan Viscariello (Salem State '13)
Athletic Trainer .....	Scott Gallon (Springfield '00)



# THE CLEMENT AND ELIZABETH IZZI FAMILY

## HEAD MEN'S BASKETBALL COACH

### JIM CHRISTIAN

**SECOND SEASON AT BOSTON COLLEGE**  
**14TH SEASON OVERALL**  
**263-182 CAREER RECORD**

Jim Christian, who was hired as the 12th head basketball coach at Boston College on April 3, 2014, enters his second season on The Heights.

Christian was a two-time Mid-American Conference Coach of the Year and led teams to eight postseason appearances in his 12 seasons as a head coach at Ohio, TCU and Kent State. He has coached four All-Americans, three MAC Players of the Year and 31 all-conference honorees.

In his first season at Boston College, Christian guided guard Olivier Hanlan to First Team All-ACC and honorable mention All-America honors. Hanlan was the leading scorer in the ACC (19.5) which ranked 22nd in the country. He also led all major conference players in scoring average during league play (21.9). In addition, Hanlan led the ACC in 3-point percentage (.436) and ranked third in 3-pointers made (2.83), fifth in free throw percentage (.810), sixth in field goal percentage (.483) and 10th in assists (4.00) during conference action.

Hanlan was drafted by the Utah Jazz in the second round (42nd overall) of the 2015 NBA Draft.

Prior to moving to Chestnut Hill, Christian spent the previous two seasons as head coach at Ohio, leading the Bobcats to a 49-22 record in that time. In his first season at the helm, Ohio went 24-10 and earned a bid to the NIT. The Bobcats won their first regular season MAC title since 1994 and they tied a program record with 14 league wins and seven road victories. He was named the NABC District 14 Coach of the Year.

Ohio led the nation in assists per game (17.5) in 2012-13 and ranked seventh in the country in turnover margin (+4.7). Under his guidance, guard D.J. Cooper ranked seventh in the nation in assists and was the first MAC Player of the Year from Ohio since 1995.

In 2013-14, the Bobcats went 25-12 and advanced to the quarterfinals of the College Insider Tournament. It was just the third time in school history that an Ohio team reached 25 wins.

Christian, who also spent six seasons at Kent State from 2002-08, is the all-time leader in winning percentage (.700) in Mid-American Conference history and reached 20 wins in all eight of his seasons in the conference.

Prior to his time at Ohio, Christian was the head coach at TCU from 2008-12. While in Fort Worth, he had a record of 56-73 (.434) and led the Horned Frogs to their first postseason appearance since 2005 when they played in the 2012 College Basketball Invitational. He coached six All-Mountain West players while in Fort Worth.

One of those players was guard Hank Thorns, Jr., who earned first team honors after ranking in the top 12 in the country in both assists and assist/turnover ratio, the only player in the nation to accomplish that feat in 2010-11.

Christian began his head coaching career at Kent State where he compiled a record of 138-58 (.704). He led the Golden Flashes to five postseason appearances in his six seasons at the helm. He earned MAC Coach of the Year accolades in 2006 and 2008, both times leading Kent State to the conference title and an appearance in the NCAA Tournament. The Golden Flashes earned NIT berths in each of his first three seasons.

Kent State won 20 games every year that Christian was the head coach and he guided it to its first-ever top 25 ranking in both the Associated Press and ESPN/USA Today polls.

The 2007-08 season was one of the best in Kent State history. The Golden Flashes finished 28-7 with a school-record 25 regular-season wins and won the Mid-American Conference regular-season and tournament championships. Christian guided Kent State to a No. 9 seed in the NCAA Tournament which was the best seed in program history.

While in Kent, Christian mentored two honorable-mention All-Americans (Antonio Gates, DeAndre Haynes), two MAC Players of the Year (DeAndre Haynes, Al Fisher), three MAC Defensive Players of the Year (Demetric Shaw, John Edwards, Haminn Quaintance), one MAC Sixth Man of the Year (Kevin Warzynski) and a total of 19 All-MAC selections, including six first teamers.

Christian served as an assistant coach for the Golden Flashes in 2001-02 when they advanced to the Elite Eight. Prior to his time in Kent, Christian was a college basketball talent evaluator at Octagon Sports Marketing and Management.

Christian served as an assistant coach at Pittsburgh from 1996-99 under Ralph Willard. He guided the development of Vonteeego Cummings, a two-time All-Big East player who went on to play for the Philadelphia 76ers and Golden State Warriors.

Christian served as an assistant coach under former Miami (Ohio) and current Arizona State head coach Herb Sendek during the 1995-96 campaign. The RedHawks recorded a 21-8 overall record, including a 12-6 mark in conference action, and earned a berth in the NIT.

Christian worked at Western Kentucky for the 1994-95 season as the Hilltoppers went 27-4, including a 17-1 record in the Sun Belt Conference. That season, Western Kentucky recorded the fourth-most wins in program history and earned a berth in the NCAA Tournament after winning the conference tournament.

Christian's first full-time assistant coaching position came at St. Francis (Pa.). In his two seasons with the Red Flashes, Christian guided the development of two-time All-Northeast Conference performer Deon George and Jason Roberts.

A native of Bethpage, N.Y., Christian was an all-state guard at St. Dominic High School while playing under Ralph Willard. Christian was recruited by current Louisville head coach Rick Pitino to Boston University where he played two seasons before transferring to Rhode Island.

Christian played his final two campaigns under Tom Penders at the University of Rhode Island where he helped the Rams reach the Sweet Sixteen in the 1988 NCAA Tournament.

The standout guard led the Rams to victories over Missouri and Syracuse before losing a 73-72 game to Duke for the right to advance to the Elite Eight. After graduation, Christian spent one season playing professionally in Australia for the Sydney City Comets.

Christian earned his bachelor's degree in consumer affairs from the University of Rhode Island in 1988. He and his wife, Patty, have three children, MacKenzie, Zach and Jay.

#### THE CHRISTIAN FILE

**Education:** University of Rhode Island (B.S., Consumer Affairs, 1988)

#### Coaching Experience:

Boston College (Head coach, 2014-present)  
 Ohio University (Head coach, 2012-14)  
 Texas Christian University (Head coach, 2008-12)  
 Kent State University (Head coach, 2002-08)  
 Kent State University (Assistant coach, 2001-02)  
 University of Pittsburgh (Assistant coach, 1996-99)  
 Miami (OH) University (Assistant coach, 1995-96)  
 Western Kentucky University (Assistant coach, 1994-95)  
 St. Francis (Pa.) University (Assistant coach, 1992-94)  
 Western Kentucky University (Assistant coach, 1990-92)

Year	School	Record	Pct.	Postseason	Honors
2002-03	Kent State	22-9	.710	NIT First Round	MAC East Div. Champs
2003-04	Kent State	22-9	.710	NIT First Round	MAC East Div. Champs
2004-05	Kent State	20-13	.606	NIT First Round	
2005-06	Kent State	25-9	.735	NCAA First Round	MAC Coach of the Year MAC Champs*
2006-07	Kent State	21-11	.656		
2007-08	Kent State	28-7	.800	NCAA First Round	MAC Coach of the Year MAC Champs*
2008-09	TCU	14-17	.452		
2009-10	TCU	13-19	.406		
2010-11	TCU	11-22	.333		
2011-12	TCU	18-15	.545	CBI Quarterfinals	
2012-13	Ohio	24-10	.706	NIT First Round	District 14 Coach of the Year MAC Champs*
2013-14	Ohio	25-12	.676	CIT Quarterfinals	
2014-15	Boston College	13-19	.406		
2015-16	Boston College	7-10	.412		
<b>Totals</b>	<b>14th year</b>	<b>263-182</b>	<b>.591</b>	<b>8 appearances</b>	

\* Regular-season champion  
 ^ Tournament champion





## JEROME ROBINSON

FR | Guard | 6-5 | 181

Raleigh, NC | Needham Broughton

**2015-16:** Posted 15 points, seven rebounds, four assists and four steals vs. Duke (1/2) ... had 14 points and five rebounds vs. UNH (12/30) ... posted 19 points, six rebounds and three steals vs. Fordham (12/22) ... had 16 points, four rebounds and three steals vs. Maine (12/13) ... scored 10 points at Providence (12/9) ... tallied 16 points, six rebounds and five assists vs. UMass Lowell (12/6) ... scored 15 points vs. UC Irvine (11/27) ... recorded 15 points, four rebounds, four assists and three steals vs. CCSU (11/19) ... filled the stat sheet in the season opener with 19 points, six rebounds, five assists and three steals vs. St. Francis Brooklyn (11/14).

**NOTES:** Named Cap-8 Conference Player of the Year as a senior after averaging 19 points and five assists ... led Needham Broughton to a 23-3 record ... ranked as the sixth-best player in North Carolina by Phenom Hoop Report ... McDonald's All-America nominee ... named the HighSchoolOT Holiday Invitational MVP after leading the Capitals to the championship ... led Broughton to a 20-7 record as a junior ... played in the North Carolina-South Carolina all-star game ... played with Garner Road Elite in the adidas Gauntlet in the summer of 2014 ... was one of three players to start all 16 games and averaged a team-high 24.7 minutes, averaging 9.6 points and a team-best 2.3 assists per game ... also served as captain of the baseball team at Broughton.

## CAREER STATS

YEAR	GP-GS	MIN	FG-A	PCT	3FG-A	PCT	FTM-A	PCT	REB	PTS	A	TO	B	S
15-16	17-17	32.9	69-168	.411	15-44	.341	38-51	.745	4.1	11.2	51	40	6	25

## CAREER HIGHS

Points	19 (2x) last vs. Fordham (12/22/15)
Rebounds	7 vs. Duke (1/2/16)
Assists	6 vs. Penn State (12/2/15)
Blocks	2 vs. Maine (12/13/15)
Steals	4 vs. Duke (1/2/16)
Field Goals Made	7 (2x) last vs. Central Connecticut (11/19/15)
3-Pointers Made	4 vs. Maine (12/13/15)
Free Throws Made	7 vs. Fordham (12/22/15)
Free Throw Attempts	10 vs. UMass Lowell (12/6/15)
Minutes	39 at Pittsburgh (1/16/16)



## DARRYL HICKS

SO | Guard | 6-2 | 192

Louisville, KY | Trinity

**2015-16:** Earned his first career start at Syracuse (1/13) ... posted 11 points and five assists vs. Maine (12/13) ... went 3-for-4 from long range and scored nine points off the bench vs. UMass Lowell (12/6).

**NOTES:** Sat out his first two seasons at BC recovering from a pair of ACL injuries ... played his final two seasons at Trinity after playing a year at Shelby County and North Oldham ... one of five finalists for Kentucky's Mr. Basketball award as a senior; averaged 16.0 points and 5.3 rebounds ... led Trinity to the Seventh Region Tournament finals ... led the Shamrocks to the state title by averaging 12.1 points as a junior.

## CAREER STATS

YEAR	GP-GS	MIN	FG-A	PCT	3FG-A	PCT	FTM-A	PCT	REB	PTS	A	TO	B	S
15-16	12-1	13.4	17-38	.447	7-23	.304	2-5	.400	0.8	3.9	8	11	1	6

## CAREER HIGHS

Points	11 vs. Maine (12/13/15)
Rebounds	3 vs. Maine (12/13/15)
Assists	5 vs. Maine (12/13/15)
Blocks	1 at Pittsburgh (1/16/16)
Steals	2 (2x) last vs. Notre Dame (1/7/16)
Field Goals Made	4 vs. Maine (12/13/15)
3-Pointers Made	3 vs. UMass Lowell (12/6/15)
Free Throws Made	1 vs. Maine (12/13/15)
Free Throw Attempts	2 vs. Maine (12/13/15)
Minutes	25 at Syracuse (1/13/16)



## ELI CARTER



**GR | Guard | 6-2 | 200**

**Paterson, NJ | Brewster Academy**

**2015-16:** Recorded 31 points, four assists and four steals at Pittsburgh (1/16) ... posted 19 points and five rebounds vs. Duke (1/2) ... recorded 28 points, five rebounds and four assists vs. UNH (12/30) ... had 20 points, 10 assists and eight rebounds vs. Delaware (12/19) ... posted 16 points, nine assists and eight boards vs. Maine (12/13) ... scored 15 points at Providence (12/9) ... had 16 points and six rebounds vs. Santa Clara (11/29) ... scored 22 points vs. Michigan State (11/26) ... scored all 15 of his points in the second half vs. Harvard (11/22) while adding five assists ... recorded 18 points (16 in second half) and five assists vs. CCSU (11/19) ... scored a game-high 23 points to go along with seven rebounds vs. St. Francis Brooklyn (11/14).

**AT FLORIDA:** Appeared in 35 games in two seasons and made 17 starts ... only appeared in seven games in 2013-14 and received a medical redshirt to rehab a leg injury he sustained the previous season at Rutgers ... made all 17 starts as a senior and averaged 24.5 minutes ... averaged 8.8 points, 2.0 rebounds and 1.6 assists per game last year ... had three 20-point games and reached double figures 12 times.

**AT RUTGERS:** Appeared in 56 games and made 46 starts in his first two collegiate seasons ... led the team in scoring both seasons, averaging 13.8 as a freshman and 14.9 as a sophomore before he fractured his fibula ... led Rutgers with five 20-point games as a freshman ... was 12th in the Big East in scoring as a sophomore.

## CAREER STATS



YEAR	GP-GS	MIN	FG-A	PCT	3FG-A	PCT	FTM-A	PCT	REB	PTS	A	TO	B	S
11-12	32-28	29.8	153-374	.409	55-156	.353	80-115	.696	3.1	13.8	68	88	3	42
12-13	24-18	28.8	112-292	.384	39-122	.320	95-110	.864	2.8	14.9	50	66	2	25
13-14	7-0	7.6	1-14	0.71	1-9	.111	0-2	.000	0.7	0.4	2	3	0	0
14-15	28-17	24.5	85-235	.362	43-141	.305	34-42	.810	2.0	8.8	55	44	0	24
15-16	16-16	32.6	100-244	.410	36-112	.321	46-64	.719	4.1	17.6	65	47	5	20
Car.	107-81	24.7	452-1139	.397	174-540	.322	255-333	.766	2.5	11.1	240	248	10	111

## CAREER HIGHS AT BC



Points	31 at Pittsburgh (1/16/16)
Rebounds	8 (2x) last vs. Delaware (12/19/15)
Assists	10 vs. Delaware (12/19/15)
Blocks	2 (2x) last vs. Fordham (12/22/15)
Steals	4 at Pittsburgh (1/16/16)
Field Goals Made	12 at Pittsburgh (1/16/16)
3-Pointers Made	5 at Pittsburgh (1/16/16)
Free Throws Made	7 (3x) last vs. New Hampshire (12/30/15)
Free Throw Attempts	10 (2x) last vs. New Hampshire (12/30/15)
Minutes	43 vs. New Hampshire (12/30/15)



## IDY DIALLO



**R-FR | Forward | 6-11 | 253**

**Los Angeles, CA | Cathedral**

**2015-16:** Had six points at Pittsburgh (1/16) ... posted eight points vs. Fordham (12/22), going 4-for-4 from the floor ... scored eight points vs. Maine (12/13), going 4-for-4 from the field.

**2014-15:** Redshirted the season due to injury.

**NOTES:** Named to the All-California Interscholastic Federation Second Team as a senior after averaging 10.6 and 8.6 rebounds per game at Cathedral ... also averaged 2.4 blocks, 1.4 assists and 1.2 steals in 18 games as a senior ... named to the Cal-Hi Sports All-State Elite team ... led the 24-6 Phantoms to the CIFSS Open Division playoffs and was named MVP of the Camino Real League ... named Athlete of the Year at Cathedral.

## CAREER STATS



YEAR	GP-GS	MIN	FG-A	PCT	3FG-A	PCT	FTM-A	PCT	REB	PTS	A	TO	B	S
15-16	17-0	10.6	19-31	.613	0-0	.000	1-10	.100	2.2	2.3	3	14	6	1

## CAREER HIGHS



Points	8 (2x) last vs. Fordham (12/22/15)
Rebounds	6 vs. Santa Clara (11/29/15)
Assists	1 (3x) last vs. Notre Dame (1/7/16)
Blocks	1 (6x) last vs. Fordham (12/22/15)
Steals	1 vs. Fordham (12/22/15)
Field Goals Made	4 (2x) last vs. Fordham (12/22/15)
3-Pointers Made	
Free Throws Made	1 vs. Duke (1/2/16)
Free Throw Attempts	4 vs. Fordham (12/22/15)
Minutes	20 vs. Fordham (12/22/15)



## GARLAND OWENS



**JR | Forward | 6-5 | 225**  
**Gaithersburg, MD | Magruder**

**2014-15:** Recorded nine points and four rebounds against Wake Forest (3/7) ... had seven points and five rebounds in first start of the season at Florida State (2/18) ... scored a season-high nine points (all in first half) vs. Pittsburgh (1/6) ... scored eight points vs. Dayton (11/23) ... had seven points and four rebounds against New Mexico (11/20) ... had two points and two rebounds in the season-opener vs. UNH (11/14).

**2013-14:** Played in 30 games and made four starts; appeared in 16 ACC contests ... averaged 3.7 points, 1.8 rebounds and 0.4 assists per game; averaged 4.1 points, 1.7 rebounds and 0.4 assists in ACC action ... scored in double figures twice ... notched a season-high 16 points in 19 minutes off the bench against Maryland (12/12) ... was 6-for-8 from the floor and 4-for-5 from beyond the arc in that game.

**NOTES:** Spent a postgrad year at Massanutten Military Academy in Virginia after graduating from Magruder ... Montgomery County Sentinel Player of the Year as a senior ... earned All-Sentinel first-team and all-league first-team honors from the Washington Post ... honorable mention all-metropolitan selection by the Washington Post ... played in the 39th annual Capital Classic all-star game ... led Magruder to the 4A state title as a senior ... all-time leading rebounder for the Colonels.

## CAREER STATS



YEAR	GP-GS	MIN	FG-A	PCT	3FG-A	PCT	FTM-A	PCT	REB	PTS	A	TO	B	S
13-14	30-4	15.3	42-82	.512	14-36	.389	12-23	.522	1.8	3.7	13	12	4	7
14-15	32-2	16.1	47-92	.511	3-13	.231	13-21	.619	2.0	3.4	17	25	5	6
15-16	17-8	17.5	19-48	.396	3-11	.273	16-23	.696	2.5	3.4	23	13	5	2
Car.	79-14	16.3	108-222	.486	20-60	.333	41-66	.621	2.0	3.5	53	50	14	15

## CAREER HIGHS



Points	16 vs. Maryland (12/12/13)
Rebounds	7 at Syracuse (1/13/16)
Assists	4 (2x) last vs. Fordham (12/22/15)
Blocks	2 (3x) last vs. Maine (12/13/15)
Steals	2 vs. UMass Lowell (12/29/14)
Field Goals Made	6 vs. Maryland (12/12/13)
3-Pointers Made	4 vs. Maryland (12/12/13)
Free Throws Made	4 (3x) last vs. Maine (12/13/15)
Free Throw Attempts	5 at Florida State (2/18/15)
Minutes	32 at Florida State (2/18/15)



## ERVINS MEZNIKES



**FR | Forward | 6-7 | 218**  
**Riga, Latvia | Rigas Teikas**

**2015-16:** Scored 10 points vs. UNH (12/30) and Delaware (12/19) ... had eight points vs. UC Irvine (11/27) .. scored 12 points off the bench vs. Harvard (11/22), going 3-for-5 from beyond the arc.

**NOTES:** Played for the Latvia U20 National Team that finished fifth at the 2015 European Championship ... averaged 8.3 points and 3.7 rebounds in 10 games, and had seven games of double figure scoring ... played for Latvia at the 2013 and 2014 U18 European Championship ... averaged 11.7 points and 5.7 rebounds in nine games in 2014 ... team placed fourth in the 2013 tournament ... also played for the U16 team in 2012, averaging 14.5 points and 4.3 rebounds.

## CAREER STATS



YEAR	GP-GS	MIN	FG-A	PCT	3FG-A	PCT	FTM-A	PCT	REB	PTS	A	TO	B	S
15-16	17-8	21.0	26-65	.400	15-46	.326	5-12	.417	2.2	4.2	18	13	0	11

## CAREER HIGHS



Points	12 vs. Harvard (11/22/15)
Rebounds	8 vs. UMass Lowell (12/6/15)
Assists	3 (2x) last vs. Maine (12/13/15)
Blocks	2 (2x) last vs. New Hampshire (12/30/15)
Steals	2 (2x) last vs. New Hampshire (12/30/15)
Field Goals Made	5 vs. Delaware (12/19/15)
3-Pointers Made	3 vs. Harvard (11/22/15)
Free Throws Made	3 vs. Harvard (11/22/15)
Free Throw Attempts	4 vs. Michigan State (11/26/15)
Minutes	33 at Providence (12/9/15)





## A.J. TURNER



**FR | Forward | 6-7 | 190**

**Mt. Clemens, MI | New Hampton**

**2015-16:** Had 11 points and six rebounds vs. Maine (12/13) ... recorded 15 points and five rebounds vs. Penn State (12/2) ... scored 10 points vs. Santa Clara (11/29).

**NOTES:** Ranked as the fourth-best recruit from Michigan by ESPN ... the first Rivals150 recruit that BC landed since Rakim Sanders in 2007 ... transferred to New Hampton after averaging 20 points and six assists as a junior at De La Salle in Warren, Michigan in 2012-13 ... earned first team all-state honors that year ... named All-NEPSAC as a senior after averaging 15 points, six rebounds and four assists per game at New Hampton ... served as team captain ... played with The Family AAU program ... participated in skills academies hosted by LeBron James and Kevin Durant.

## CAREER STATS



YEAR	GP-GS	MIN	FG-A	PCT	3FG-A	PCT	FTM-A	PCT	REB	PTS	A	TO	B	S
15-16	17-16	26.5	35-106	.330	17-67	.254	15-22	.682	3.4	6.0	21	15	7	13

## CAREER HIGHS



Points	15 vs. Penn State (12/2/15)
Rebounds	7 vs. Fordham (12/22/15)
Assists	2 (5x) last vs. Duke (1/2/16)
Blocks	2 (2x) last vs. Delaware (12/19/15)
Steals	2 (2x) last vs. Maine (12/13/15)
Field Goals Made	5 vs. Maine (12/13/15)
3-Pointers Made	3 (3x) last vs. Delaware (12/19/15)
Free Throws Made	6 vs. Penn State (12/2/15)
Free Throw Attempts	8 vs. Penn State (12/2/15)
Minutes	41 vs. New Hampshire (12/30/15)



## JOHNCARLOS REYES



**FR | Forward/Center | 6-10 | 216**

**Lawrenceville, GA | Sound Doctrine Christian Academy**

**2015-16:** Recorded a double-double with 11 points and 14 rebounds vs. UMass Lowell (12/6) in his first career start.

**NOTES:** Averaged 18.4 points, 8.7 rebounds and 3.8 blocks in his one season at Sound Doctrine ... averaged 20.3 points, 6.0 rebounds and 4.6 blocks in the previous year at Kingdom Christian Academy ... had a school record 124 blocks in his junior season ... recorded 13 blocks in a game as a freshman ... played for Game Elite and went 15-3 in the adidas Gauntlet this past summer.

## CAREER STATS



YEAR	GP-GS	MIN	FG-A	PCT	3FG-A	PCT	FTM-A	PCT	REB	PTS	A	TO	B	S
15-16	7-1	8.4	7-12	.583	0-0	.000	1-4	.250	3.4	2.1	2	4	3	3

## CAREER HIGHS



Points	11 vs. UMass Lowell (12/6/15)
Rebounds	14 vs. UMass Lowell (12/6/15)
Assists	1 (2x) last vs. UMass Lowell (12/6/15)
Blocks	2 vs. UMass Lowell (12/6/15)
Steals	2 vs. UMass Lowell (12/6/15)
Field Goals Made	5 vs. UMass Lowell (12/6/15)
3-Pointers Made	
Free Throws Made	1 vs. UMass Lowell (12/6/15)
Free Throw Attempts	2 (2x) last vs. UMass Lowell (12/6/15)
Minutes	26 vs. UMass Lowell (12/6/15)





## STEVE PERPIGLIA

**SR | Guard | 5-10 | 165**  
**Broomall, PA | Malvern Prep**

**2014-15:** Appeared in 17 games, including eight ACC contests ... averaged 0.1 points and 0.3 assists per game; averaged 0.6 assists in ACC action ... scored lone basket of the season against UMass Lowell (12/29) ... recorded a career-high two assists at Clemson (1/31) and had a steal ... also had assists in games against Wake Forest (3/7), Pittsburgh (1/6) and Duke (1/3).

**2013-14:** Appeared in three games, including two ACC contests ... averaged 0.7 points and 0.3 rebounds per game; averaged 0.5 rebounds in ACC games ... scored first collegiate points at Purdue (12/4).

**NOTES:** Earned all-league first team and all-city third team honors as a senior ... led Malvern Prep to consecutive Inter-Ac championships as a junior and senior; the Friars' first outright titles in 25 years ... was the starting point guard those two seasons; the team went a combined 52-10 ... averaged 12.5 points, 6.4 assists and 5.3 rebounds per game as a senior.

## CAREER STATS

YEAR	GP-GS	MIN	FG-A	PCT	3FG-A	PCT	FTM-A	PCT	REB	PTS	A	TO	B	S
12-13	4-0	2.0	0-4	.000	0-2	.000	0-0	.000	0.3	0.0	0	2	0	0
13-14	3-0	1.3	1-2	.500	0-1	.000	0-0	.000	0.3	0.7	0	0	0	0
14-15	17-0	1.7	1-2	.500	0-1	.000	0-0	.000	0.0	0.1	5	3	0	2
15-16	6-0	2.0	2-5	.400	1-2	.500	0-0	.000	0.5	0.8	0	1	0	0
Car.	29-0	1.8	4-13	.308	1-6	.143	0-0	.000	0.2	0.3	5	6	0	2

## CAREER HIGHS

Points	5 vs. Maine (12/13/15)
Rebounds	2 vs. Central Connecticut (11/19/15)
Assists	2 at Clemson (1/31/15)
Blocks	
Steals	1 (2x) last vs. Notre Dame (2/21/15)
Field Goals Made	2 vs. Maine (12/13/15)
3-Pointers Made	1 vs. Maine (12/13/15)
Free Throws Made	
Free Throw Attempts	
Minutes	4 vs. Dartmouth (12/31/12)

## ASER GHEBREMICHAEL

**FR | Forward | 6-8 | 195**  
**Somerville, MA | Brooks School**

**NOTES:** Played four years on the varsity team at St. Sebastian's School ... named Independent School League Honorable Mention as a senior ... scored 34 points in a game, including the game-winner, against St. Mark's ... father, Dana Barros, starred on the hardwood at Boston College from 1985-89 and was drafted 16th overall by the Seattle Supersonics ... played 13 seasons in the NBA ... Dana was a three-time All-Big East honoree and the 1986 Big East Rookie of the Year.

## CAREER STATS

YEAR	GP-GS	MIN	FG-A	PCT	3FG-A	PCT	FTM-A	PCT	REB	PTS	A	TO	B	S
15-16	2-0	3.5	1-1	1.000	1-1	1.000	0-0	.000	0.5	1.5	0	0	0	0

## CAREER HIGHS

Points	3 vs. Central Connecticut (11/19/15)
Rebounds	1 vs. Maine (12/13/15)
Assists	
Blocks	
Steals	
Field Goals Made	1 vs. Central Connecticut (11/19/15)
3-Pointers Made	1 vs. Central Connecticut (11/19/15)
Free Throws Made	
Free Throw Attempts	
Minutes	4 vs. Central Connecticut (11/19/15)



## MATT MILON

**FR | Guard | 6-4 | 200**  
Oviedo, FL | Oviedo

**2015-16:** Scored 12 points vs. Delaware (12/19) ... Tallied a team-high 16 points vs. Harvard (11/22), going 4-for-6 from 3-point land ... scored 11 points vs. CCSU (11/19), going 3-for-5 from beyond the arc.

**NOTES:** Named Florida Class 7A Player of the year as a junior and senior ... also named first-team all-state in those seasons ... named 7A Player of the Year as senior by the Florida Association of Basketball Coaches and was a McDonald's All-American nominee ... three-time first-team all-conference selection ... ranked the 23rd-best prospect in the state of Florida by Florida Hoops ... averaged 23.0 points and 7.0 rebounds in leading Oviedo to the state championship game as a senior ... averaged more than 18 points and five rebounds as a junior, and led the team to the Florida 7A state title ... played for head coach Ed Kerschner, who was named National Coach of the Year in 2015 by the National High School Athletic Coaches Association ... also played for the AAU team Q6 All-Stars Elite.

## CAREER STATS

YEAR	GP-GS	MIN	FG-A	PCT	3FG-A	PCT	FTM-A	PCT	REB	PTS	A	TO	B	S
15-16	17-1	15.4	28-58	.483	20-43	.465	7-7	1.000	1.4	4.9	12	12	2	4

## CAREER HIGHS

Points	16 vs. Harvard (11/22/15)
Rebounds	4 (3x) last vs. Maine (12/13/15)
Assists	2 (3x) last vs. UMass Lowell (12/6/15)
Blocks	1 (2x) last at Providence (12/9/15)
Steals	1 (4x) last at Pittsburgh (1/16/16)
Field Goals Made	5 vs. Harvard (11/22/15)
3-Pointers Made	4 vs. Harvard (11/22/15)
Free Throws Made	2 (3x) last at Providence (12/9/15)
Free Throw Attempts	2 (3x) last at Providence (12/9/15)
Minutes	25 vs. Harvard (11/22/15)



## DENNIS CLIFFORD

**SR | Center | 7-0 | 262**  
Bridgewater, MA | Milton Academy

**2015-16:** Had 12 points and six rebounds at Pittsburgh (1/16) ... posted 12 points and five rebounds vs. Duke (1/2) ... tallied 17 points and six rebounds vs. Penn State (12/2) ... had 14 points and five rebounds vs. UC Irvine (11/27) ... recorded a career-high 12 rebounds vs. Harvard (11/22) ... had nine points and nine rebounds vs. CCSU (11/19) ... grabbed 11 rebounds vs. St. Francis Brooklyn (11/14).

**2014-15:** Appeared in 31 games and made 28 starts; played in 17 ACC contests with 14 starts ... averaged 6.9 points, 5.5 rebounds and 0.9 assists per game ... led the team in rebounding and ranked 24th in the ACC ... scored in double figures seven times and had five or more rebounds 21 times ... scored a career-high 19 points to go along with seven rebounds and three blocks against Maine (12/11) ... also notched 19 points vs. UMass Lowell (12/29) ... went 9-for-11 from the free throw line in both of those games ... had 17 points, six rebounds and four assists against Notre Dame (2/21) ... posted 13 points and 10 rebounds against Harvard (1/14) for his first career double-double.

**NOTES:** Played three years at Bridgewater-Raynham HS (starter in 2007-08 and 2008-09) ... transferred to Milton Academy, where he played two seasons ... earned NEPSAC All-New England Class A Player of the Year honors as a senior at Milton Academy ... twice captured All-Independent School League first-team honors ... was also a two-time Patriot Ledger All-Scholastic selection.

## CAREER STATS

YEAR	GP-GS	MIN	FG-A	PCT	3FG-A	PCT	FTM-A	PCT	REB	PTS	A	TO	B	S
11-12	31-25	26.9	108-207	.522	2-10	.200	59-89	.663	4.7	8.9	35	79	29	12
12-13	30-14	14.6	31-65	.477	2-4	.500	19-34	.559	3.2	2.8	15	27	26	5
13-14	2-0	16.5	3-4	.750	0-0	.000	0-0	.000	4.5	3.0	2	2	0	0
14-15	31-28	25.3	75-151	.497	3-6	.500	62-85	.729	5.5	6.9	28	38	37	11
15-16	16-16	25.4	53-104	.510	0-6	.000	43-68	.632	6.9	9.3	16	31	17	6
Car.	109-81	22.9	267-525	.509	7-26	.269	179-270	.663	4.9	6.7	94	177	105	34

## CAREER HIGHS

Points	19 (2x) last vs. UMass Lowell (12/29/14)
Rebounds	12 vs. Harvard (11/22/15)
Assists	4 (2x) last vs. Notre Dame (2/21/15)
Blocks	4 (2x) last vs. New Hampshire (12/30/15)
Steals	2 (3x) last vs. Maine (12/11/14)
Field Goals Made	6 (4x) last vs. Penn State (12/2/15)
3-Pointers Made	1 (6x) last at Virginia Tech (3/2/15)
Free Throws Made	9 (2x) last vs. UMass Lowell (12/29/14)
Free Throw Attempts	11 (2x) last vs. UMass Lowell (12/29/14)
Minutes	46 vs. Rhode Island (1/2/12)



## GORDON GEHAN



**FR | Guard/Forward | 6-5 | 220**  
**Dallas, TX | Episcopal School of Dallas**

**NOTES:** Named all-state as a junior and senior ... also named to the all-conference team three times ... served as team captain as a senior, averaging 24.2 points, 9.3 rebounds and 4.5 assists ... scored a school-record 42 points in a game ... also played for Team Texas TD.

## CAREER STATS



YEAR	GP-GS	MIN	FG-A	PCT	3FG-A	PCT	FTM-A	PCT	REB	PTS	A	TO	B	S
15-16	3-0	2.7	1-2	.500	0-0	.000	0-0	.000	0.3	0.7	0	0	0	0

## CAREER HIGHS



Points .....	2 vs. Maine (12/13/15)
Rebounds .....	1 vs. Maine (12/13/15)
Assists .....	
Blocks .....	
Steals .....	
Field Goals Made .....	1 vs. Maine (12/13/15)
3-Pointers Made .....	
Free Throws Made .....	
Free Throw Attempts .....	
Minutes .....	4 vs. Central Connecticut (11/19/15)



## SAMMY BARNES-THOMPKINS



**FR | Guard | 6-3 | 192**  
**Phoenix, AZ | Sunnyslope**

**2015-16:** Scored 11 points vs. Michigan State (11/26) ... scored nine points off the bench vs. St. Francis Brooklyn (11/14).

**NOTES:** Ranked the No. 3 shooting guard in the state of Arizona by 247Sports ... was a first-team all-state and all-city selection as a junior, averaging 23.5 points while leading Sunnyslope to the state quarterfinals ... shot 51 percent from the field that season ... McDonald's All-America nominee ... a Pangos All-American Camp all-star after ranking second in the camp in scoring ... a Reebok Breakout Camp invitee ... scored 40 points in the second half of a game against Cesar Chavez ... played AAU with Arizona Magic.

## CAREER STATS



YEAR	GP-GS	MIN	FG-A	PCT	3FG-A	PCT	FTM-A	PCT	REB	PTS	A	TO	B	S
15-16	14-1	9.8	17-49	.347	9-23	.391	7-12	.583	1.1	3.6	3	6	4	4

## CAREER HIGHS



Points .....	11 vs. Michigan State (11/26/15)
Rebounds .....	3 (2x) last vs. Fordham (12/22/15)
Assists .....	1 (3x) last at Providence (12/9/15)
Blocks .....	1 (4x) last vs. Maine (12/13/15)
Steals .....	2 vs. Central Connecticut (11/19/15)
Field Goals Made .....	3 (3x) last vs. UMass Lowell (12/6/15)
3-Pointers Made .....	2 (3x) last vs. Michigan State (11/26/15)
Free Throws Made .....	3 vs. Michigan State (11/26/15)
Free Throw Attempts .....	4 vs. Michigan State (11/26/15)
Minutes .....	16 vs. St. Francis Brooklyn (11/14/15)

# BOSTON COLLEGE STATISTICS: PTS-REBS-ASSISTS



Opponent	Date	Score		01	02	03	04	05	10	11
				ROBINSON,J	HICKS,DARR	CARTER,ELI	DIALLO,IDY	OWENS,GARL	MEZNIEKS,E	TURNER,AJ
ST. FRANCIS BROOKLYN	11/14/15	75-49	w	19-6-5	0-0-0	23-7-0	2-4-0	0-4-0	7-2-0	6-5-1
CENTRAL CONNECTICUT	11/19/15	82-57	w	15-4-4	0-1-0	18-3-5	2-5-0	3-4-2	6-2-2	6-2-0
HARVARD	11/22/15	69-56	w	6-4-2	DNP	15-3-5	0-1-0	6-3-0	12-1-2	8-4-2
vs Michigan State	11/26/15	68-99	L	9-4-1	0-0-0	22-3-4	4-3-1	6-3-4	2-1-3	2-2-0
vs UC Irvine	11/27/15	67-80	L	15-3-3	DNP	14-2-6	2-1-0	4-5-1	8-2-1	5-2-0
vs Santa Clara	11/29/15	45-62	L	4-5-2	DNP	16-6-3	0-6-0	4-1-3	0-2-0	10-3-1
PENN STATE	12/2/15	58-67	L	7-2-6	DNP	7-2-3	0-4-1	4-5-1	3-1-1	15-5-2
UMASS LOWELL	12/6/15	66-68	L	16-6-5	9-1-0	DNP	0-0-0	5-2-0	6-8-0	6-2-1
at Providence College	12/9/15	51-66	L	10-4-3	6-1-0	15-5-2	2-1-0	0-0-0	5-0-1	2-1-1
MAINE	12/13/15	91-60	w	16-4-2	11-3-5	16-8-9	8-1-0	4-2-3	3-3-3	11-6-2
DELAWARE	12/19/15	69-61	w	8-4-4	0-0-1	20-8-10	0-4-0	2-0-1	10-0-0	9-3-1
vs Fordham	12/22/15	64-55	w	19-6-1	5-2-1	12-5-3	8-1-0	2-1-4	0-2-2	6-7-2
NEW HAMPSHIRE	12/30/15	72-67	w	14-5-2	DNP	28-5-4	2-3-0	3-2-1	10-2-0	3-5-1
DUKE	1/2/16	64-81	L	15-7-4	2-0-0	19-2-5	3-1-0	1-0-1	0-3-0	6-5-2
NOTRE DAME	1/7/16	54-82	L	11-2-0	5-1-1	13-2-1	0-0-1	0-2-2	0-5-1	3-1-3
at Syracuse	1/13/16	40-62	L	2-1-5	5-0-0	13-3-1	0-1-0	6-7-0	0-3-2	4-2-1
at Pitt	1/16/16	61-84	L	5-2-2	0-0-0	31-2-4	6-1-0	7-1-0	0-1-0	0-2-1

Opponent	Date	Score		12	20	21	22	24	25	55
				REYES,JOHN	PERPIGLIA,	GHEBREMICH	MILON,MATT	CLIFFORD,D	GEHAN,GORD	BARNES-THO
ST. FRANCIS BROOKLYN	11/14/15	75-49	w	0-2-0	0-1-0	DNP	2-4-1	7-11-1	0-0-0	9-1-1
CENTRAL CONNECTICUT	11/19/15	82-57	w	0-2-1	0-2-0	3-0-0	11-1-0	9-9-3	0-0-0	6-2-0
HARVARD	11/22/15	69-56	w	2-3-0	DNP	DNP	16-0-0	4-12-2	DNP	0-1-0
vs Michigan State	11/26/15	68-99	L	2-0-0	DNP	DNP	5-0-2	5-3-1	DNP	11-0-0
vs UC Irvine	11/27/15	67-80	L	DNP	DNP	DNP	3-1-2	14-5-0	DNP	2-1-0
vs Santa Clara	11/29/15	45-62	L	0-2-0	0-0-0	DNP	0-1-0	10-2-0	DNP	1-1-0
PENN STATE	12/2/15	58-67	L	DNP	DNP	DNP	0-0-0	17-6-0	DNP	5-2-0
UMASS LOWELL	12/6/15	66-68	L	11-14-1	0-0-0	DNP	5-4-2	DNP	DNP	8-3-1
at Providence College	12/9/15	51-66	L	0-1-0	DNP	DNP	2-1-1	9-8-1	DNP	0-0-1
MAINE	12/13/15	91-60	w	DNP	5-0-0	0-1-0	5-4-0	10-6-0	2-1-0	0-0-0
DELAWARE	12/19/15	69-61	w	DNP	DNP	DNP	12-2-0	8-10-2	DNP	0-0-0
vs Fordham	12/22/15	64-55	w	DNP	0-0-0	DNP	2-2-1	5-9-0	DNP	5-3-0
NEW HAMPSHIRE	12/30/15	72-67	w	DNP	DNP	DNP	2-2-0	10-7-2	DNP	0-1-0
DUKE	1/2/16	64-81	L	DNP	DNP	DNP	3-0-1	12-5-1	DNP	3-0-0
NOTRE DAME	1/7/16	54-82	L	DNP	DNP	DNP	9-1-1	13-5-0	DNP	DNP
at Syracuse	1/13/16	40-62	L	DNP	DNP	DNP	6-0-0	4-6-2	DNP	DNP
at Pitt	1/16/16	61-84	L	DNP	DNP	DNP	0-1-1	12-6-1	DNP	DNP



# BOSTON COLLEGE STATISTICS: ACC



RECORD:	OVERALL	HOME	AWAY	NEUTRAL
ALL GAMES	0-4	0-2	0-2	0-0
CONFERENCE	0-4	0-2	0-2	0-0
NON-CONFERENCE	0-0	0-0	0-0	0-0

#	Player	gp-gs	min	avg	Total		3-Point		F-Throw		Rebounds				pf	dq	a	to	blk	stl	pts	avg	
					fg-fga	fg%	3fg-fga	3fg%	ft-fga	ft%	off	def	tot	avg									
03	Eli Carter	4-4	136	34.0	28-63	.444	13-33	.394	7-8	.875	1	8	9	2.3	7	1	11	10	0	7	76	19.0	
24	Dennis Clifford	4-4	116	29.0	12-31	.387	0-0	.000	17-22	.773	10	12	22	5.5	11	0	4	15	1	2	41	10.3	
01	Jerome Robinson	4-4	143	35.8	12-36	.333	1-7	.143	8-9	.889	1	11	12	3.0	8	0	11	11	1	7	33	8.3	
22	Matt Milon	4-0	66	16.5	6-14	.429	6-14	.429	0-0	.000	0	2	2	0.5	7	0	3	5	0	1	18	4.5	
05	Garland Owens	4-1	63	15.8	6-11	.545	1-2	.500	1-2	.500	6	4	10	2.5	11	1	3	3	0	0	14	3.5	
11	A.J. Turner	4-4	92	23.0	5-20	.250	3-14	.214	0-2	.000	0	10	10	2.5	9	0	7	4	0	3	13	3.3	
02	Darryl Hicks	4-1	75	18.8	5-14	.357	2-9	.222	0-0	.000	0	1	1	0.3	1	0	1	2	1	3	12	3.0	
55	S. Barnes-Thompkins	1-0	8	8.0	1-1	1.000	1-1	1.000	0-0	.000	0	0	0	0.0	2	0	0	0	0	0	3	3.0	
04	Idy Diallo	4-0	37	9.3	4-5	.800	0-0	.000	1-1	1.000	0	3	3	0.8	4	0	1	2	0	0	9	2.3	
10	Ervins Meznieks	4-2	64	16.0	0-8	.000	0-6	.000	0-2	.000	4	8	12	3.0	6	0	3	5	0	1	0	0.0	
Team											5	6	11										
Total.....		4	800		79-203	.389	27-86	.314	34-46	.739	27	65	92	23.0	66	2	44	59	3	24	219	54.8	
Opponents.....		4	800		115-205	.561	33-76	.434	46-68	.676	39	100	139	34.8	61	-	70	61	14	34	309	77.2	

### TEAM STATISTICS

	BC	OPP
SCORING	219	309
Points per game	54.8	77.2
Scoring margin	-22.5	-
FIELD GOALS-ATT	79-203	115-205
Field goal pct	.389	.561
3 POINT FG-ATT	27-86	33-76
3-point FG pct	.314	.434
3-pt FG made per game	6.8	8.3
FREE THROWS-ATT	34-46	46-68
Free throw pct	.739	.676
F-Throws made per game	8.5	11.5
REBOUNDS	92	139
Rebounds per game	23.0	34.8
Rebounding margin	-11.7	-
ASSISTS	44	70
Assists per game	11.0	17.5
TURNOVERS	59	61
Turnovers per game	14.8	15.3
Turnover margin	+0.5	-
Assist/turnover ratio	0.7	1.1
STEALS	24	34
Steals per game	6.0	8.5
BLOCKS	3	14
Blocks per game	0.8	3.5
ATTENDANCE	12128	26961
Home games-Avg/Game	2-6064	2-13480
Neutral site-Avg/Game	-	0-0

Date	Opponent	Score	Att.
* 1/2/16	DUKE	L 64-81	7963
* 1/7/16	NOTRE DAME	L 54-82	4165
* 1/13/16	at Syracuse	L 40-62	16701
* 1/16/16	at Pitt	L 61-84	10260

\* - Conference game

Score by Periods	1st	2nd	Totals
Boston College	99	120	219
Opponents	147	162	309

# BOSTON COLLEGE STATISTICS: OVERALL



RECORD:	OVERALL	HOME	AWAY	NEUTRAL
ALL GAMES	7-10	6-4	0-3	1-3
CONFERENCE	0-4	0-2	0-2	0-0
NON-CONFERENCE	7-6	6-2	0-1	1-3

#	Player	gp-gs	min	avg	Total		3-Point		F-Throw		Rebounds				pf	dq	a	to	blk	stl	pts	avg
					fg-fga	fg%	3fg-fga	3fg%	ft-fga	ft%	off	def	tot	avg								
03	Eli Carter	16-16	521	32.6	100-244	.410	36-112	.321	46-64	.719	6	60	66	4.1	23	1	65	47	5	20	282	17.6
01	Jerome Robinson	17-17	559	32.9	69-168	.411	15-44	.341	38-51	.745	5	64	69	4.1	34	0	51	40	6	25	191	11.2
24	Dennis Clifford	16-16	406	25.4	53-104	.510	0-6	.000	43-68	.632	27	83	110	6.9	44	0	16	31	17	6	149	9.3
11	A.J. Turner	17-16	450	26.5	35-106	.330	17-67	.254	15-22	.682	7	50	57	3.4	27	0	21	15	7	13	102	6.0
22	Matt Milon	17-1	262	15.4	28-58	.483	20-43	.465	7-7	1.000	6	18	24	1.4	16	0	12	12	2	4	83	4.9
10	Ervin Meznieks	17-8	357	21.0	26-65	.400	15-46	.326	5-12	.417	12	26	38	2.2	36	2	18	13	0	11	72	4.2
02	Darryl Hicks	12-1	161	13.4	17-38	.447	7-23	.304	2-5	.400	3	6	9	0.8	9	0	8	11	1	6	43	3.6
55	S. Barnes-Thompkins	14-1	137	9.8	17-49	.347	9-23	.391	7-12	.583	3	12	15	1.1	21	0	3	6	4	4	50	3.6
05	Garland Owens	17-8	298	17.5	19-48	.396	3-11	.273	16-23	.696	17	25	42	2.5	45	2	23	13	5	2	57	3.4
04	Idy Diallo	17-0	181	10.6	19-31	.613	0-0	.000	1-10	.100	8	29	37	2.2	39	2	3	14	6	1	39	2.3
12	Johncarlos Reyes	7-1	59	8.4	7-12	.583	0-0	.000	1-4	.250	9	15	24	3.4	6	0	2	4	3	3	15	2.1
15	Jordan Barros	2-0	7	3.5	1-2	.500	1-2	.500	0-0	.000	0	1	1	0.5	0	0	0	0	0	0	3	1.5
31	Aser Ghebremichael	2-0	7	3.5	1-1	1.000	1-1	1.000	0-0	.000	0	1	1	0.5	2	0	0	0	0	0	3	1.5
20	Steve Perpiglia	6-0	12	2.0	2-5	.400	1-2	.500	0-0	.000	0	3	3	0.5	1	0	0	1	0	0	5	0.8
25	Gordon Gehan	3-0	8	2.7	1-2	.500	0-0	.000	0-0	.000	1	0	1	0.3	0	0	0	0	0	0	2	0.7
Team											24	24	48				8					
Total.....		17	3425		395-933	.423	125-380	.329	181-278	.651	128	417	545	32.1	303	7	222	215	56	95	1096	64.5
Opponents.....		17	3425		411-934	.440	123-332	.370	211-320	.659	167	457	624	36.7	289	-	244	230	51	112	1156	68.0

## TEAM STATISTICS

	BC	OPP
SCORING	1096	1156
Points per game	64.5	68.0
Scoring margin	-3.5	-
FIELD GOALS-ATT	395-933	411-934
Field goal pct	.423	.440
3 POINT FG-ATT	125-380	123-332
3-point FG pct	.329	.370
3-pt FG made per game	7.4	7.2
FREE THROWS-ATT	181-278	211-320
Free throw pct	.651	.659
F-Throws made per game	10.6	12.4
REBOUNDS	545	624
Rebounds per game	32.1	36.7
Rebounding margin	-4.6	-
ASSISTS	222	244
Assists per game	13.1	14.4
TURNOVERS	215	230
Turnovers per game	12.6	13.5
Turnover margin	+0.9	-
Assist/turnover ratio	1.0	1.1
STEALS	95	112
Steals per game	5.6	6.6
BLOCKS	56	51
Blocks per game	3.3	3.0
ATTENDANCE	29667	45293
Home games-Avg/Game	10-2967	3-11795
Neutral site-Avg/Game	-	4-2477

Date	Opponent	Score	Att.
11/14/15	ST. FRANCIS BROOKLYN	w 75-49	3074
11/19/15	CENTRAL CONNECTICUT	w 82-57	1853
11/22/15	HARVARD	w 69-56	2765
11/26/15	vs Michigan State	L 68-99	2341
11/27/15	vs UC Irvine	L 67-80	3173
11/29/15	vs Santa Clara	L 45-62	4393
12/2/15	PENN STATE	L 58-67	2165
12/6/15	UMASS LOWELL	L 66-68	1327
12/9/15	at Providence College	L 51-66	8425
12/13/15	MAINE	w 91-60	1411
12/19/15	DELAWARE	w 69-61	1670
12/22/15	vs Fordham	w 64-55	0
12/30/15	NEW HAMPSHIRE	wot 72-67	3274
* 1/2/16	DUKE	L 64-81	7963
* 1/7/16	NOTRE DAME	L 54-82	4165
* 1/13/16	at Syracuse	L 40-62	16701
* 1/16/16	at Pitt	L 61-84	10260

\* - Conference game

Score by Periods	1st	2nd	OT	Totals
Boston College	506	578	12	1096
Opponents	550	599	7	1156