

SYRACUSE (14-5, 5-1) vs MIAMI (13-5, 3-2) • JANUARY 24, 2015 • CARRIER DOME • SYRACUSE, N.Y.



Sean McDonough
Kara Lawson Barling

Matt Park
Jim Satalin

David Fine
Varun Raghupathi
Jonny Wincott
Tim Scott

2014-15 Schedule (14-5, 5-1)

November

2K Classic

14	KENNESAW STATE	W, 89-42
16	HAMPTON	W, 65-47
20	vs. California at New York, N.Y.	L, 59-73
21	vs. Iowa at New York, N.Y.	W, 66-63
25	LOYOLA (Md.)	W, 70-37
28	HOLY CROSS	W, 72-48

December

ACC/Big Ten Challenge

2	at #17/16 Michigan	L, 63-66
6	-/rv ST. JOHN'S	L, 57-69
14	LOUISIANA TECH	W, 71-69
20	at #7/7 Villanova	L, 82-77 OT
22	COLGATE	W, 78-43
28	LONG BEACH	W, 85-67
31	CORNELL	W, 61-44

January

3	at Virginia Tech	W, 68-66
7	at Georgia Tech	W, 46-45
11	FLORIDA STATE	W, 70-57
13	WAKE FOREST	W, 86-83 OT
17	at Clemson	L, 53-66
20	BOSTON COLLEGE	W, 69-61
24	rv/rv MIAMI	4:00 p.m.
26	at North Carolina	7:00 p.m.

February

3	VIRGINIA TECH	9:00 p.m.
7	at Pittsburgh	4:00 p.m.
11	at Boston College	7:00 p.m.
14	DUKE	6:00 p.m.
18	LOUISVILLE	7:00 p.m.
21	PITTSBURGH	12:00 p.m.
24	at Notre Dame	8:00 p.m.
28	at Duke	TBA

March

2	VIRGINIA	7:00 p.m.
7	at NC State	8:00 p.m.

ACC Tournament, Greensboro, N.C.

10-	ACC Tournament	TBA
14	Greensboro, N.C.	

SU Storylines

1. Rakeem Christmas has scored in double digits in 18-of-19 games.
2. The 35 points scored by Christmas versus Wake Forest was the most by a Syracuse center since 1970-71 (Bill Smith, 47).
3. Tyler Roberson is second in the ACC in rebound avg. (9.8-ACC games only).
4. Tyler Roberson has had 17 boards in a game twice this year, the most by an SU player since Rick Jackson had 17 in December 2010.
5. SU recruiting class of 2015 ranked fourth by ESPN.com.

Hurricanes Touch Down In Syracuse January 24

Syracuse (14-5, 5-1) and Miami (12-5, 2-2) meet up in a key Atlantic Coast Conference pairing on January 24 in the Carrier Dome. The Orange has won four-of-five and eight-of-10 while Miami

Syracuse has a 16-5 advantage in the all-time series with Miami. The Orange have won the last four games with the Hurricanes, including a sweep of last year's home-and-home contests.



One of the keys to Syracuse's 5-1 ACC start has been Michael Gbinije. The junior swingman has averaged 13.3 points, 7.3 rebounds and 3.7 assists in league games. He's also connecting on .542 of his 3-point shots (13-of-24). Graduate center Rakeem Christmas has averaged 19.5 points and 9.0 boards in ACC contests.

Jim Larranaga is in his fourth season at Miami. He's led the Hurricanes to a 79-41 record during his tenure.

Miami is one of the top 3-point shooting teams in the ACC, averaging approximately 8.3 made threes per game. Redshirt junior guard Angel Rodriguez (14.5 ppg.) tops the team with 38 3-pointers in 18 games.

Redshirt junior guard Sheldon McClellan (15.4 ppg., 5.6 rpg.) is the team's top scorer.

Junior Tonye Jekiri (7.8 ppg., 10.1 rpg.) leads the ACC in rebound average. The 7-0 postman has averaged 12.0 in league games.

	vs.	
2014-15	Season	2014-15
14-5, 5-1	W-L	13-5, 3-2
8-2	Last 10	5-5
4-1	Last 5	3-2
68.8	PPG	70.7
59.5	OPP PPG	62.8
+9.3	Margin	+7.9
.438	FG %	.449
.376	FG % DEF	.413
.317	3PT %	.374
.289	3PT % DEF	.328
.662	FT %	.722
38.3	RPG	35.0
34.7	OPP RPG	35.4
+3.6	Margin	-0.4
15.8	Assists PG	14.2
12.0	Turnovers PG	10.2
5.2	Blocks PG	3.3
8.5	Steals PG	4.9

Syracuse Top 10

No.	Player	Pos.	Ht.	Wt.	Class	2014-15	
						PPG	RPG
25	Rakeem Christmas	C	6-9	250	Gr.	18.0	8.9
<i>Personal-best 16 boards against Hampton; Career-high 35 points against Wake Forest</i>							
32	DaJuan Coleman	C	6-9	255	Jr.	--	--
<i>Will miss season while rehabilitating from 2013-14 knee surgery</i>							
10	Trevor Cooney	G	6-4	195	RJr.	14.1	2.4
<i>Season-high 28 points and seven 3-pointers against Florida State</i>							
0	Michael Gbinije	G-F	6-7	200	Jr.	10.8	5.2
<i>Career-best 24 points, eight assists versus Long Beach; 17 points, 11 boards vs. Wake Forest</i>							
2	B.J. Johnson	F	6-7	185	So.	4.0	3.8
<i>Career-best 19 points and 9 rebounds in opener against Kennesaw State; first start vs. Loyola</i>							
14	Kaleb Joseph	G	6-3	165	Fr.	7.1	2.6
<i>Season-high 14 points versus Holy Cross; Had 10 points, 10 assists at Villanova</i>							
5	Chris McCullough	F	6-10	212	Fr.	9.3	6.9
<i>Double-double (16 points-11 rebounds) vs. Kennesaw State: Tore ACL vs. Florida State</i>							
35	Chinonso Obokoh	C	6-9	215	So.	1.3	1.9
<i>four points, three boards versus Loyola; three rebounds against Boston College</i>							
4	Ron Patterson	G	6-2	200	So.	2.4	0.7
<i>Career-high 13 points against Colgate</i>							
21	Tyler Roberson	F	6-8	212	So.	6.9	6.9
<i>Career-high 14 points, 17 boards vs. Louisiana Tech; 17 boards at Virginia Tech</i>							



Syracuse Hoop History

First Year of Basketball: 1900-01

Overall All-Time Record: 1,916-843, .694

NCAA Wins Ranking: 5th

NCAA Winning Percentage Ranking: 6th

Consecutive Winning Seasons: 43, 1970-71 to present; the top active streak in Division I

Consecutive 20-Win Seasons: 17, 1997-98 to present

NCAA Tournament Appearances (37):

1957, 1966, 1973, 1974, 1975, 1976, 1977, 1978, 1979, 1980, 1983, 1984, 1985, 1986, 1987, 1988, 1989, 1990, 1991, 1992, 1994, 1995, 1996, 1998, 1999, 2000, 2001, 2003, 2004, 2005, 2006, 2009, 2010, 2011, 2012, 2013, 2014

NCAA Tournament Record: 61-37, .622

NCAA Championships (1): 2003

NCAA Final Fours (5): 1975, 1987, 1996, 2003, 2013

NCAA Elite Eights (9): 1957, 1966, 1975, 1987, 1989, 1996, 2003, 2012, 2013

NCAA Sweet Sixteens (18): 1975, 1977, 1979, 1980, 1984, 1987, 1989, 1990, 1994, 1996, 1998, 2000, 2003, 2004, 2009, 2010, 2012, 2013 (first recorded in 1975)

NIT Appearances (12): 1946, 1950, 1964, 1967, 1971, 1972, 1981, 1982, 1997, 2002, 2007, 2008

NIT Record: 14-13

Helms Foundation Championships (2): 1917-18, 1925-26

Naismith Memorial Basketball Hall of Fame (3): Dave Bing (1990), Jim Boeheim (2005), Vic Hanson (1960)

All-Americans: 43

Consensus All-Americans (11):

Carmelo Anthony, Dave Bing, Derrick Coleman, Sherman Douglas, C. J. Fair, Wesley Johnson, Billy Owens, Rony Seikaly, John Wallace, Hakim Warrick, Pearl Washington

CoSIDA Academic All-Americans (7):


Hal Cohen, Dennis DuVal, Rick Dean, Craig Forth, George Hicker, Danny Schayes, Bill Smith

NCAA Postgraduate Scholarships (2):

Marius Janulis, Danny Schayes

Retired Jerseys (10):

Carmelo Anthony, Dave Bing, Derrick Coleman, Sherman Douglas, Billy Gabor, Vic Hanson, Billy Owens, Wilmet Sadat-Singh, Rony Seikaly, Pearl Washington



Rakeem Christmas

January's Best Rakeem Christmas

6 games

19.5 ppg.

9.0 rpg.

1.5 apg.

1.8 bpg.

0.8 spg.

36.5 mpg.

January Orange Notes

- ✓ **Jan. 20:** Trailing by eight points early in the contest, Syracuse fashioned a 31-5 stretch to take the lead and gain control of a game that finished with the Orange defeating Boston College, 69-61.
- ✓ All five Syracuse starters scored in double digits, led by **Michael Gbinije**, who ended up with 17 points and eight rebounds.
- ✓ **Jan. 19:** Rakeem Christmas was named ACC Player of the Week for the second time this season. In two games, he averaged 28.0 points and 9.5 rebounds per outing.
- ✓ **Jan. 17:** Syracuse saw its seven-game winning streak halted in a 66-53 loss at Clemson. The Orange trailed by as many as 22 in the contest.
- ✓ **Rakeem Christmas** had Syracuse's first nine points and finished with 21 and 10 rebounds. **Kaleb Joseph** had 12 points and **Tyler Roberson** had 13 boards.
- ✓ **Jan. 13:** **Rakeem Christmas** scored a career-best 35 points, including eight in overtime, to lead Syracuse past Wake Forest, 86-83. The Orange made 8-of-12 free throws in the extra session.
- ✓ **Michael Gbinije** produced his second double-double (17-11) and **Trevor Cooney** added 21 for the Orange.
- ✓ **Chris McCullough** suffered a torn ACL in his right knee against Florida State. He will miss the remainder of the season.
- ✓ **Jan. 11:** **Trevor Cooney** produced season-high totals for points (28) and 3-pointers (7) to help Syracuse beat Florida State, 70-57. **Rakeem Christmas** added 14 points, 11 rebounds and six blocks.
- ✓ After tying the game at 2-2, Syracuse did not trail again versus the Seminoles. The Orange led by as many as 18. Michael Gbinije had 11 points and nine rebounds.
- ✓ **Jan. 7:** **Rakeem Christmas** converted two free throws with 12 seconds left and the Orange defense kept Georgia Tech from retaliating in the final ticks to win, 46-45. It represented the fewest points scored in a Syracuse win since Dec. 1, 1962 when the Orange beat Kent State, 36-35 (courtesy Mike Waters, Syracuse Media Group).

Orange Career Totals

includes Boston College game

Double-Digit Scoring Games

Name	2014-15	Total
Trevor Cooney	13	40
Rakeem Christmas	18	32
Michael Gbinije	12	13
DaJuan Coleman		8
Chris McCullough	8	8
Kaleb Joseph	5	5
Tyler Roberson	5	5
Ron Patterson	1	2
B.J. Johnson	1	1

20 + Point Games

Name	2014-15	Total
Trevor Cooney	5	10
Rakeem Christmas	4	4
Chris McCullough	1	1

30 + Point Games

Name	2014-15	Total
Rakeem Christmas	1	1
Trevor Cooney		1

5+ 3-point FG Games

Name	2014-15	Total
Trevor Cooney	2	11

10+ Rebound Games

Name	2014-15	Total
Rakeem Christmas	6	12
Tyler Roberson	5	5
DaJuan Coleman		3
Chris McCullough	3	3
Michael Gbinije	2	2

Double-Doubles

Name	2014-15	Total
Rakeem Christmas	6	8
DaJuan Coleman		3
Chris McCullough	3	3
Tyler Roberson	4	4
Michael Gbinije	2	2
Kaleb Joseph	1	1

3+ Block Games

Name	2014-15	Total
Rakeem Christmas	6	9
Chris McCullough	6	6
DaJuan Coleman		2
Tyler Roberson	1	1

3+ Steal Games

Name	2014-15	Total
Trevor Cooney	5	17
Chris McCullough	5	5
Michael Gbinije	2	3
Kaleb Joseph	2	2
Chinonso Obokoh	1	1

Starts

Name	2014-15	Total	Consec.
Rakeem Christmas	19	128	97
Trevor Cooney	19	53	52
Kaleb Joseph	19	19	19
Chris McCullough	16	16	16
Michael Gbinije	12	12	12
Tyler Roberson	7	7	3
B.J. Johnson	3	3	--
DaJuan Coleman		32	--



2014-15 SU Free Throw Shooting In Last 5 Minutes, OT

19 games


No.	Player	5:00-2:00	1:59-1:00	:59-0:00	Total	Pct.	OT	2014-15	Pct.
25	Christmas	5-7	4-5	3-4	12-16	.750	6-6	78-107	.729
5	McCullough		2-2	2-2	4-4	1.000		40-71	.563
10	Cooney	5-7	3-6	4-6	12-19	.632	5-6	52-68	.765
0	Gbinije	3-5	1-3	4-7	8-15	.533	1-3	21-41	.512
14	Joseph	2-3	3-4	3-4	8-11	.727		30-41	.732
21	Roberson	5-7	2-4	1-3	8-14	.571		18-25	.720
2	Johnson		2-2	0-2	2-4	.500		12-18	.667
4	Patterson			2-6	2-6	.333	0-2	2-8	.250
35	Obokoh							2-2	1.000
34	Akintobi-Adeyeye			0-2	0-2	.000		0-2	.000
13	White		0-2		0-2	.000		0-2	.000
Totals		20-29	17-28	19-36	56-93	.602	12-17	255-385	.662

- ✓ **Christmas** finished with a game-high 18 points and eight rebounds. **Michael Gbinije** added 14 points and a career-best 10 boards for his first double-double.
- ✓ **Jan. 3: Tyler Roberson** had a career-best 17 rebounds for the second time this year and helped Syracuse win its ACC opener at Virginia Tech, 68-66.
- ✓ **Trevor Cooney** had 18 points and **Rakeem Christmas** added 17 points and nine rebounds. The Orange built a 22-point, first-half margin and held off Virginia Tech's late rally.

Syracuse Fewest Points

1976-present

Pts.	Opponent	Date	W-L
39	at Georgetown	3/9/13	L, 39-61
45	Pittsburgh	1/24/04	L, 45-66
46	at Georgia Tech	1/7/15	W, 46-45
46	Georgetown	2/23/13	L, 46-57
47	Massachusetts	12/30/95	L, 47-65



Rakeem Christmas

December's Best Rakeem Christmas

7 games
17.1 ppg.
8.3 rpg.
1.6 apg.
2.0 bpg.
1.0 spg.
32.3 mpg.

December Orange Notes

- ✓ **Dec. 31:** Syracuse beat long-time rival Cornell for the 35th straight time, 61-44. **Rakeem Christmas** had 19 points and nine rebounds.
- ✓ **Dec. 29: Rakeem Christmas** was named ACC Player of the Week. In Syracuse victories against Colgate and Long Beach, he averaged a combined 20.0 points and 10.5 rebounds.

- ✓ **Dec. 28: Rakeem Christmas** had 24 points and 10 rebounds and **Michael Gbinije** tallied a career-high 24 points and eight assists in a 85-67 win against Long Beach.
- ✓ Syracuse shot a season-best .577 from the field, including .583 on 3-pointers, to outscore the 49ers.
- ✓ **Dec. 22: Trevor Cooney** had 20 points and **Rakeem Christmas** added 16 points and 11 rebounds to help Syracuse defeat Colgate, 78-43. It was Syracuse's 49th consecutive victory against the Raiders.
- ✓ **The Orange** jumped out to a 36-9 advantage and never trailed.
- ✓ **Dec. 20:** Syracuse led by as many as 15 points and did not trail in regulation but Villanova tied the game in the final seconds and won in overtime, 82-77.
- ✓ **Michael Gbinije** had a career-high 18 points, eight rebounds and five assists and **Rakeem Christmas** added 18 points.
- ✓ **Dec. 14: Tyler Roberson** had a career-high 14 points and 17 rebounds and **Rakeem Christmas** hit a jump hook with 2.8 seconds left to beat Louisiana Tech, 71-69.
- ✓ **Trevor Cooney** had a season-high 25 points, including four 3-pointers, to help the Orange beat the Bulldogs.
- ✓ **Dec. 8:** For the first time since the final national polls of 2007-08, Syracuse did not receive a vote in the weekly rankings.
- ✓ **Dec. 6:** SU had its 55-game, non-conference home court winning streak ended in a 69-57 loss to St. John's. At the time, it was the second-longest streak in Division I.
- ✓ The Red Storm scored 17 of the last 19 points to defeat the Orange. **Rakeem Christmas** had 15 points and 15 rebounds.
- ✓ **Dec. 2:** Syracuse lost at Michigan in the ACC/Big Ten Challenge, 68-65. Trailing by 10 with 7:08 left, the Orange rallied to tie the game in the last minute before falling.
- ✓ **Chris McCullough** had 10 points and a game-high 12 rebounds and **Trevor Cooney** added 16 points.

Getting Started At SU

Season Starting Lineups

1976-to-2015

By Season		By Lineups	
Year	Lineups	Year	Lineups
2014-15.....	4	1989-90.....	7
2013-14.....	4	2006-07.....	6
2012-13.....	3	1991-92.....	6
2011-12.....	3	1980-81.....	6
2010-11.....	4	2008-09.....	5
2009-10.....	2	1996-97.....	5
2008-09.....	5	1992-93.....	5
2007-08.....	3	1990-91.....	5
2006-07.....	6	1976-77.....	5
2005-06.....	2	2014-15.....	4
2004-05.....	4	2013-14.....	4
2003-04.....	2	2010-11.....	4
2002-03.....	1	2004-05.....	4
2001-02.....	4	2001-02.....	4
2000-01.....	2	1987-88.....	4
1999-00.....	2	1982-83.....	4
1998-99.....	2	1981-82.....	4
1997-98.....	1	1979-80.....	4
1996-97.....	5	2012-13.....	3
1995-96.....	3	1978-79.....	3
1994-95.....	2	2011-12.....	3
1993-94.....	1	2007-08.....	3
1992-93.....	5	1995-96.....	3
1991-92.....	6	2009-10.....	2
1990-91.....	5	2005-06.....	2
1989-90.....	7	2003-04.....	2
1988-89.....	2	2000-01.....	2
1987-88.....	4	1999-00.....	2
1986-87.....	2	1998-99.....	2
1985-86.....	1	1994-95.....	2
1984-85.....	2	1988-89.....	2
1983-84.....	1	1986-87.....	2
1982-83.....	4	1984-85.....	2
1981-82.....	4	2002-03.....	1
1980-81.....	6	1997-98.....	1
1979-80.....	4	1993-94.....	1
1978-79.....	4	1985-86.....	1
1977-78.....	1	1983-84.....	1
1976-77.....	5	1977-78.....	1


Game Offensive Rebounds

1983-present

No.	Player	Date	Opponent
12	Billy Owens	12/29/90	Wagner
11	Tyler Roberson	12/14/14	La. Tech
11	Terrence Roberts	3/8/07	vs. Notre Dame
11	Hakim Warrick	3/15/03	vs. Conn.
11	Billy Owens	3/8/91	vs. Villanova
11	Leron Ellis	1/5/91	Villanova
11	Derrick Coleman	3/10/90	vs. Villanova
11	Derrick Coleman	1/20/90	Providence
10	Paul Harris	3/12/09	vs. Conn (6 OT)
10	Dave Johnson	12/4/90	NC State
10	Derrick Coleman	3/4/90	Georgetown
10	Rony Seikaly	1/18/87	at Michigan

* records for offensive rebounds start in 1982





Rakeem Christmas

November's Best Rakeem Christmas

6 games
17.5 ppg.
9.5 rpg.
1.2 apg.
2.5 bpg.
0.6 spg.
28.3 mpg.

November Orange Notes

- ✓ **Nov. 28:** Rakeem Christmas scored a career-high 25 points and Syracuse built a 42-16 advantage on points in the paint in a 72-48 victory against Holy Cross.
- ✓ **Chris McCullough** posted his second double-double of the season (14 points-13 rebounds) and Kaleb Joseph had a career-high 14 points.
- ✓ **Nov. 25:** Syracuse scored the game's first 14 points and never trailed in defeating Loyola, 70-37. The Orange held the Greyhounds to 10-of-52 (.192) shooting.
- ✓ **Rakeem Christmas** had 18 points, nine rebounds and six blocks. **Chris McCullough** added 17 points. **B.J. Johnson** made his first collegiate start and finished with nine rebounds.
- ✓ **Nov. 21:** **Chris McCullough** had a season-high 20 points and nine rebounds and **Rakeem Christmas** added 18 points to lead Syracuse past Iowa, 66-63, in the consolation game of the 2K Classic.
- ✓ **Kaleb Joseph** had a career-high eight assists and **Trevor Cooney** contributed 14 points to the triumph. **McCullough** was named to the all-tournament team.
- ✓ **Nov. 20:** The Orange lost its first November game since 11/28/07 when it fell to Cal, 73-59, in the 2K Classic semifinals.
- ✓ **Michael Gbinije** and **Kaleb Joseph** led SU with 13 points each versus the Bears.
- ✓ **Nov. 16:** Syracuse beat Hampton, 65-47, and provided **Coach Jim Boeheim** with the 950th victory of his career.
- ✓ **Rakeem Christmas** had a career-high 16 rebounds and 15 points versus the Owls.
- ✓ **Nov. 14:** Double-doubles by **Chris McCullough** (16-11) and **Tyler Roberson** (10-10) helped Syracuse past Kennesaw State in the season opener. **Rakeem Christmas** had a career-high 21 points.
- ✓ Syracuse used a 16-0, first-half run to open a comfortable margin. The Orange had a 50-14 advantage on points in the paint.
- ✓ **Nov. 10:** Syracuse scored the first 23 points of the second half and went on to an 84-35 triumph against Division III Adrian (Mich.). The Orange defense held the Bulldogs scoreless for the initial 11:39 of the second half.

- ✓ **Chris McCullough** led the Orange with 13 points and 16 rebounds. **Rakeem Christmas** added 12 points and five blocks.
- ✓ **Bleeding Orange**, a book written by Coach Boeheim along with long-time author and *Sports Illustrated* writer Jack McCallum, became available in bookstores. The book includes an in-depth look at Syracuse's first season in the Atlantic Coast Conference (ACC) as well as Boeheim's 50+ year association with his alma mater.
- ✓ **Nov. 2:** Syracuse defeated Carleton (Canada) in its first exhibition game, 76-68. The Ravens led by as many as 15 points in the first half but a 16-2 run by the Orange brought the hosts back. Syracuse took the lead for good on a **Ron Paterson** dunk with 11:20 left in the game.
- ✓ **Kaleb Joseph** had a squad-best 19 points, **Ron Patterson** contributed 15 points off the bench and **Chris McCullough** produced 14 points and six boards in the victory against Carleton.



2014-15 College Basketball's Largest On-Campus Crowds

Date	Game	Arena	Att.
Dec. 6	St. John's at SU	Carrier Dome	24,884
Dec. 12	N. Carolina at Kentucky	Rupp Arena	24,406
Dec. 5	Texas at Kentucky	Rupp Arena	24,340
Jan. 6	Mississippi at Kentucky	Rupp Arena	24,275
Jan. 11	Florida State at SU	Carrier Dome	24,257
Jan. 20	Vanderbilt at Kentucky	Rupp Arena	24,249
Jan. 13	Missouri at Kentucky	Rupp Arena	24,248
Jan. 20	Boston College at SU	Carrier Dome	23,781
Nov. 30	Providence at Kentucky	Rupp Arena	23,601
Jan. 13	Wake Forest at SU	Carrier Dome	23,367



@Cusepics

facebook

SyracuseOrange



@Cuse_MBB

@therealBoeheim

@Cuse

Dome-Inating Syracuse In The Dome

Season	W-L	Pct.	Unbeaten Start
2014-15	11-1	.917	4-0
2013-14	16-2	.889	16-0
2012-13	17-2	.895	16-0
2011-12	19-0	1.000	19-0
2010-11	16-3	.842	13-0
2009-10	17-2	.895	9-0
2008-09	16-3	.842	7-0
2007-08	16-6	.727	3-0
2006-07	18-4	.818	6-0
2005-06	14-5	.909	2-0
2004-05	16-2	.889	14-0
2003-04	14-3	.824	0-1
2002-03	17-0	1.000	17-0
2001-02	15-4	.789	6-0
2000-01	15-2	.882	6-0
1999-00	17-1	.944	13-0
1998-99	9-7	.563	3-0
1997-98	12-4	.750	8-0
1996-97	9-7	.563	1-0
1995-96	15-1	.938	10-0
1994-95	14-2	.875	12-0
1993-94	16-1	.941	4-0
1992-93	12-4	.750	7-0
1991-92	14-3	.824	13-0
1990-91	16-1	.941	8-0
1989-90	13-3	.813	7-0
1988-89	18-1	.947	10-0
1987-88	13-3	.813	8-0
1986-87	17-2	.895	11-0
1985-86	17-2	.895	14-0
1984-85	13-2	.867	6-0
1983-84	14-3	.824	4-0
1982-83	14-2	.875	8-0
1981-82	11-6	.647	2-0
1980-81	17-3	.850	2-0
Overall	517-97	.842	



October Orange Notes

- ✓ **Oct. 29:** Syracuse earned two first-place votes and was picked fifth in the ACC Preseason Poll. Duke earned the top spot.
- ✓ **Michael Gbinije and Kaleb Joseph** led the Orange with 13 points each against the Bears.
- ✓ **Nov. 16:** Syracuse beat Hampton, 65-47, and provided **Coach Jim Boeheim** with the 950th victory of his career.



Syracuse And The Wounded Warrior Project

Syracuse had two honorary captains during its time in the 2K Classic Benefitting Wounded Warrior Project. Brandon Harris from Hannibal, N.Y., and Patrick McKenna from Rochester, N.Y. were selected.































































Harris joined the Air Force in 1995 and spent 10 years in active duty. An Anti-Terrorism specialist and instructor in the Middle East, he was injured in November 2002 when his team was attacked. A native of Central New York, Harris is a long-time fan of the Orange. He has a wife and four kids.

McKenna enlisted in the Army National Guard in 2001 and earned his bachelor's and master's degrees from Kent State. He was deployed in Baghdad, Iraq in 2005 for a full tour of duty. After separating from the Army, he received his commission as a Second Lieutenant in the U.S. Air Force. He flew over 40 combat sorties into Afghanistan and was qualified as a Mission Commander in the C-130 aircraft.

The Wounded Warrior Project was formed to honor and empower wounded veterans. It is a non-profit, non-partisan organization. It has been the beneficiary of the 2K Classic since 2012.

2014-15 Syracuse Basketball Lead-Deficit Comparison

Opponent	Lead	Deficit	Run	Changes	Ties	Result
KENNESAW ST.	48 (2:50-2nd)	--	16-0 (1st)	0	0	W, 89-42
Hampton	18 (1:07-2nd)	2 (18:54-1st)	10-0 (2nd)	2	1	W, 65-47
vs. California	2 (19:50-1st)	19 (15:07-2nd)	7-0 (1st)	3	1	L, 59-73
vs. Iowa	15 (11:34-2nd)	3 (7:41-1st)	7-0 (1st)	2	2	W, 66-63
LOYOLA	39 (4:34-2nd)	--	14-0 (1st)	0	0	W, 70-37
HOLY CROSS	24 (2:03-2nd)	2 (18:52-1st)	8-0 (2nd)	3	2	W, 72-48
at Michigan	5 (18:24-1st)	10 (7:08-2nd)	7-0 (1st)	17	8	L, 63-68
ST. JOHN'S	5 (13:02-1st)	12 (0:04-2nd)	7-0 (2nd)	6	3	L, 57-69
LA TECH	10 (4:18-2nd)	3 (15:12-1st)	8-0 (1st)	5	5	W, 71-69
at Villanova	15 (1:41-1st)	5 (0:15-OT)	10-0 (1st)	1	2	L, 77-82 OT
COLGATE	43 (8:30-2nd)	--	16-0 (1st)	0	1	W, 78-43
LONG BEACH	18 (0:12-2nd)	10 (14:04-1st)	11-0 (1st)	4	1	W, 85-67
CORNELL	23 (11:48-2nd)	--	8-0 (1st)	0	0	W, 61-44
at Va. Tech	22 (2:51-1st)	2 (17:54-1st)	10-0 (1st)	2	1	W, 68-66
at Ga. Tech	3 (4:33-2nd)	4 (8:51-2nd)	7-0 (1st, 2nd)	14	9	W, 46-45
FLA. STATE	18 (1:03-2nd)	2 (19:18-1st)	6-0 (2nd)	1	2	W, 70-57
WAKE FOREST	10 (13:16-1st)	9 (15:57-2nd)	8-0 (2nd)	14	9	W, 86-83 OT
at Clemson	2 (19:38-1st)	22 (1:17-1st)	6-0 (2nd)	1	1	L, 66-53
BOSTON COLLEGE	18 (0:01-1st)	8 (14:41-1st)	14-0 (1st)	1	1	W, 69-61
MIAMI						
at N. Carolina						
VIRGINIA TECH						
at Pittsburgh						
at Boston College						
DUKE						
LOUISVILLE						
PITTSBURGH						
at Notre Dame						
at Duke						
VIRGINIA						
NC STATE.						

2014-15 Opponents <small>includes games of Jan. 22</small>									
Date	Opponent	W-L	Rank	*RPI	Series	Post	TV		
11/14	KENNESAW STATE	6-14		310	1-0				
11/16	HAMPTON	8-9		293	1-0				
11/20	vs. California	11-8		130	3-1				
11/21	vs. Iowa	13-5	25/rv	39	1-2				
11/25	Loyola (Md.)	7-11		225	1-0				
11/28	Holy Cross	7-10		204	14-12				
12/2	at Michigan	11-7		71	8-7				
12/6	ST. JOHN'S	13-5	rv/rv	43	51-38				
12/14	LOUISIANA TECH	14-5		105	2-0				
12/20	at Villanova	18-1	4/4	5	39-33				
12/22	COLGATE	8-12		222	122-45				
12/28	LONG BEACH	9-11		65	4-0				
12/31	CORNELL	8-9		234	89-31				
1/3	at Virginia Tech								
1/7	at Georgia Tech	9-9		80	3-3				
1/11	FLORIDA STATE	10-9		135	5-1				
1/13	WAKE FOREST	9-10		138	3-0				
1/17	at Clemson	10-8		96	1-3				
1/20	BOSTON COLLEGE								
1/24	MIAMI	13-5	rv/rv	51	16-5				
1/26	at North Carolina	15-4	15/15	12	4-4				
2/3	VIRGINIA TECH	8-10		224	6-2				
2/7	at Pittsburgh	13-6		66	65-39				
2/11	at Boston College	8-8		133	41-24				
2/14	DUKE	16-2	5/6	8	3-3				
2/18	LOUISVILLE	15-3	10/10	29	7-15				
2/21	PITTSBURGH								
2/24	at Notre Dame	18-2	8/9	37	15-17				
2/28	at Duke								
3/2	VIRGINIA	18-0	2/2	3	3-2				
3/7	at NC State	13-7		41	5-2				
TOTAL		308-190, .618							

*rpi from ncaa.com (1/23)

2014-15 By Class		
19 games		
Scoring		
Class	PPG	Pct.
Senior	18.0	.262
Junior	24.5	.356
Sophomore	11.4	.166
Freshmen	14.9	.217
Rebounding		
Class	RPG	Pct.
Senior	8.9	.255
Junior	7.4	.213
Sophomore	10.2	.291
Freshmen	8.4	.241
Assists		
Class	APG	Pct.
Senior	1.4	.090
Junior	5.3	.337
Sophomore	3.2	.200
Freshman	5.9	.373
Steals		
Class	SPG	Pct.
Senior	0.8	.099
Junior	3.3	.385
Sophomore	1.7	.205
Freshman	2.6	.373
Field Goal Percentage		
Class	Pct.	
Senior592	
Junior418	
Sophomore339	
Freshman430	
3PT Field Goal Percentage		
Class	Pct.	
Senior000	
Junior387	
Sophomore178	
Freshman217	
Free Throw Percentage		
Class	Pct.	
Senior729	
Junior658	
Sophomore618	
Freshman625	

SU Dunk Board <small>19 games</small>			
Player	Games	Dunks	Career
Rakeem Christmas	19	32	115
Trevor Cooney	19	3	14
Chris McCullough	16	13	13
DaJuan Coleman			10
Tyler Roberson	16	8	11
Michael Gbinije	18	7	10
Kaleb Joseph	19	4	4
B.J. Johnson	14	2	2
Ron Patterson	17	2	2
Total	19	71	

Syracuse Inks A Top-10 Recruiting Class Of 2015

Syracuse head men's basketball coach Jim Boeheim has announced that Moustapha Diagne, Franklin Howard, Tyler Lydon, and Malachi Richardson have signed National Letters of Intent (NLI) to play for the Orange next season.

The Syracuse recruiting class is ranked fourth by ESPN.com and eighth by Scout.com.

Moustapha Diagne plays at Pope John XXIII High School (N.J.) as a 6-8, 230 forward. A native of Senegal. Diagne is coached by Jason Hasson. Diagne averaged 17.1 points and 9.2 rebounds a game in the 2013-14 season for Pope John XXIII and helped the team to a 19-7 record. He was named third team all-state and the 2014 Star-Ledger West Jersey Player of the Year. Diagne is ranked 48th overall and the 9th center by ESPN.com. Scout.com places him as the 12th power forward.

Franklin Howard, a 6-6, 170 guard, plays at Paul VI High School for Coach Glen Farelo. A 2013 first-team All-Washington Catholic Athletic Conference selection, Howard missed the 2013-14 campaign with a knee injury. He is ranked 74th overall and 20th among shooting guards by ESPN.com. Scout.com rates him the 22nd shooting guard.

Lydon is a 6-9, 181 power forward for New Hampton School (N.H.) Coached by Pete Hutchins, Lydon helped the Huskies to a 22-8 record last winter. The Huskies competed in the finals of the NEPSAC tournament. Lydon was one of 24 invited to the 2014 USA Basketball's Men's U-18 training camp in June and was named to the 12-man roster. He is ranked 49th overall and 10th among power forwards by ESPN.com. Scout.com ranked him the 13th power forward.

Malachi Richardson is a 6-6, 190 forward at Trenton Catholic Academy (N.J.). He helped Trenton Catholic into the third round of the 2014 New Jersey Playoffs. He is coached by Fred Falchi. Richardson participated in the 2014 USA Basketball Men's U-18 training camp but did not make the final roster. He attended the 2014 Kevin Durant Nike Skills Academy and the LeBron James Skills Academy. Richardson is rated 19th overall and 3rd among small forwards by ESPN.com. He is the 7th small forward on Scout.com's list.

The National Letter-of-Intent program was started in 1964. Administered by the Collegiate Commissioners Association (CCA), the program was designed with prospective student-athletes in mind. A signed letter-of-intent indicates a prospective student-athlete agrees to attend the designated college or university for one academic year. Institutions agree to provide athletics financial aid for one academic year to the student-athlete, provided the student-athlete is admitted to the institution and is eligible for financial aid under NCAA rules.

Specialty Statistics

18 games

	PP	PTO	SCP	FBP	BP
Opponent	SU-OPP	SU-OPP	SU-OPP	SU-OPP	SU-OPP
Cornell	35-22	17-14	14-13	21-4	21-16
Kennesaw State	50-14	25-8	26-3	16-6	26-19
Hampton	26-28	16-3	14-8	2-8	17-9
vs. California	32-26	20-12	11-4	2-6	13-7
vs. Iowa	38-28	20-14	13-15	6-6	2-8
Loyola	42-6	21-9	12-6	25-7	8-2
Holy Cross	42-16	17-15	18-4	16-4	8-8
at Michigan	34-24	7-20	13-17	2-4	15-23
St. John's	32-12	8-9	13-8	4-13	11-11
Louisiana Tech	36-36	19-24	16-12	10-14	17-14
at Villanova	36-38	19-26	4-12	4-4	11-24
Colgate	30-22	16-6	19-9	6-6	27-5
Long Beach	38-38	24-6	12-14	16-12	6-12
Cornell	34-20	22-5	4-12	12-5	7-26
at Virginia Tech	26-12	17-7	14-7	2-4	19-14
at Georgia Tech	18-22	9-12	10-9	9-6	2-6
Florida State	18-26	11-5	12-10	12-2	21-8
Wake Forest	30-28	18-9	14-10	12-8	3-31
at Clemson	32-26	10-11	11-21	0-0	0-9
Boston College	30-12	11-3	6-5	4-6	2-0
Miami					
at North Carolina					
Virginia Tech					
at Pittsburgh					
at Boston College					
Duke					
Louisville					
Pittsburgh					
at Notre Dame					
at Duke					
Virginia					
at NC State					
	659-456	319-218	256-199	181-125	234-252
2014-15 Avg.	34.7-24.0	16.8-11.5	13.5-10.5	9.5-6.6	12.3-13.3
2013-14 Avg.	29.9-22.0	16.2-8.7	13.1-9.8	7.3-5.1	11.8-13.4
2012-13 Avg.	32.7-22.3	16.2-12.5	12.8-10.4	10.1-6.7	18.3-15.2
2011-12 Avg.	34.1-23.9	19.9-10.0	12.8-11.7	13.2-6.5	31.6-14.3
2010-11 Avg.	34.3-23.8	17.6-12.3	11.9-9.5	13.0-6.4	19.0-15.2
2009-10 Avg.	40.1-27.7	18.4-15.4	13.1-12.3	14.3-6.6	24.4-15.7
2008-09 Avg.	40.4-30.2	16.0-15.9	11.7-13.2	16.3-10.2	17.9-15.7
2007-08 Avg.	38.6-28.1	17.4-16.6	13.6-12.5	14.0-8.6	9.0-18.5
2006-07 Avg.	30.1-25.1	17.2-15.1	12.2-13.4	12.3-8.4	22.9-17.0
2005-06 Avg.	30.1-24.5	16.8-16.9	13.3-11.1	11.6-8.2	13.5-14.7
PP=points in the paint	PTO=points off turnovers		SCP=second chance points		
FBP=fast break points	BP=bench points				



In-Season Media Services

Interview Opportunities

Postgame: The Syracuse lockerroom is open following **Coach Jim Boeheim's** postgame press conference.

Coach Boeheim: To contact **Coach Boeheim**, call the basketball office at (315) 443-4608. Outside of postgame interviews and specific media interview days, media should make arrangements with **Coach Boeheim** directly.

Student-Athletes and Assistant Coaches: Media interview days will be scheduled throughout the season. **Please respect the privacy of the student-athletes and their families, by NOT contacting them directly.** Interviews SHOULD NOT be conducted without making the arrangements through Pete Moore in Athletic Communications.

Attending Practice: Contact Pete Moore to obtain the practice schedule and site, to learn if the practice is open, and to notify him if you plan to attend. REPORTING ON INJURIES OR THE SPECIFIC PRACTICE IS PROHIBITED.

Radio

Syracuse ISP Sports Network: Voice of the Orange **Matt Park '97** and analyst **Jim Satalin** broadcast all of Syracuse's games on the Syracuse ISP Radio Network. The programming originates from **WTKW-FM (99.5)** and is carried by affiliates in New York, Pennsylvania and Vermont. **WAER-FM (88.3)** also carries SU men's basketball games home and away.

The AmeriCU Jim Boeheim Show: The show is broadcast live from Delmonicos on Thursday nights from 7:00-9:00 p.m. Hosted by Voice of the Orange **Matt Park '97**, the program originates from flagship station **WTKW-FM (99.5)**.

SU on Sirius: SIRIUS Satellite radio carries SU men's basketball games on a family of more than 120 stations. Visit www.sirius.com for a channel guide.

Television

Syracuse Sidelines: Time Warner Cable Sports airs Syracuse Sidelines on Thursday night's at 7:00 p.m. It is hosted by Voice of the Orange **Matt Park '97** and features **Coach Boeheim** and assistant coach **Mike Hopkins**.

Internet

www.suathletics.com: The site includes up-to-the minute SU athletics news, rosters, schedules, results, and statistics for all 21 varsity sports. Broadcasts of Syracuse University men's basketball can be heard through the website as well.

Orange All-Access

Coach Jim Boeheim's post-game press conference and game highlights are available on Orange All-Access.

Atlantic Coast Conference (www.acc.com):

The Atlantic Coast Conference website contains current news, including standings, notes, results and statistics.

Athletic Communications Men's Basketball Directory

Pete Moore, director 315-443-2608
cell phone 315-952-5011
e-mail address..... pimoore@syr.edu
Susie Mehringer, assistant..... 315-443-2608
Carl Danoff, intern..... 315-443-1330



Louie and Bouie Jerseys Retired

Louis Orr and Roosevelt Bouie, forever joined in Syracuse basketball lore as "Louie and Bouie," will have their jerseys retired at halftime of the February 21 game at the Carrier Dome. The duo played at Syracuse from 1976-80 and both finished their collegiate careers as 1,000-point scorers.

Orr produced 1,487 points and 881 rebounds while at Syracuse. He was a three-year starter at forward for Coach Jim Boeheim. Orr earned first-team All-BIG EAST Conference recognition as a senior. The Associated Press and Sporting News named him an honorable mention All-American in 1979-80.

After finishing his collegiate career, Orr was selected in the second round of the 1980 NBA Draft by the Indiana Pacers. He played eight seasons in the NBA with the Pacers and the Knicks. A former assistant coach at Syracuse, Orr was a head coach at Siena, Seton Hall and Bowling Green.

Bouie was a four-year starter and he accumulated 1,560 points, 987 rebounds and 327 blocked shots during his tenure. He still ranks tied for 18th in career scoring, seventh in rebounding and second in blocked shots. Bouie was a first-team All-BIG EAST Conference selection in 1979-80. An honorable mention Associated Press All-American as a junior, Bouie earned first-team USBWA All-American, third-team UPI and Basketball Weekly All-American and honorable mention All-America recognition from the Associated Press and Sporting News in 1979-80.

He was picked in the second round of the 1980 NBA Draft by the Dallas Mavericks. Bouie signed to play professionally in Europe and had a long and successful pro career.

Syracuse earned NCAA Tournament berths in each of the four seasons Bouie and Orr wore Orange. The team was 26-4 three years and 22-6 in 1977-78, the sophomore season for both players. Bouie and Orr were seniors when Syracuse first competed in the BIG EAST Conference and the Orange were conference champions in 1979-80, the first season of league play.

Orr and Bouie were both named to the Syracuse All-Century Team that was put together in 1999-00. The honor was bestowed upon 25 players.



'Hoops For the Stars' Program Recognizes Syracuse Youth

The 'Hoops for the Stars' program will be highlighted with an on-court presentation to honor more than 150 area youth at the Syracuse men's basketball games against Miami (Jan. 24) Duke (Feb. 14) and Virginia (March 2), at the Dome.

For the seventh year in a row, Syracuse University and the National Grid Foundation have partnered to implement the program to provide positive reinforcement, recognition of improved academic performance and attendance in school, a decrease in negative behavior, and positive contributions to the community. The program underscores a shared commitment by Syracuse University Athletics and the National Grid Foundation to create opportunities for solutions to educational issues within the Syracuse City School District.

"Pursuing excellence is what this program is all about, and we are proud and honored to be able to reward this pursuit", said SU Athletics Director Dr. Daryl Gross. "Hoops for the Stars not only teaches great work and study habits, but also provides an exposure to marquee events that are all about excellence, and brings young people onto a college campus. Dreams come from programs like this and we are grateful to work with the National Grid Foundation on this amazing concept yet again."

Through the National Grid Foundation's commitment of \$35,000, Syracuse University Athletics is providing tickets to 12 men's basketball home games. Ticket recipients include 2,300 student achievers from the Syracuse City School District's eight middle schools and a parent or guardian to select Orange men's games.



Jim Boeheim is in his 39th season as head coach at Syracuse. He is second in career victories among NCAA Division I coaches.

Jim Boeheim Records 1976-present (39th season)

At Syracuse:	962-325 (.747)
Season Openers	35-4 (.897)
NCAA Tournament:	53-30 (.639)
NCAA Opening Games	26-5 (.839)
Postseason NIT	12-7 (.632)
Avg. Single-Season Record:	24.9-8.4
As an SU Player:	52-24 (.684)
As an SU Assistant:	139-65 (.681)
ACC Regular Season	19-5 (.792)
ACC Tournament	0-1 (.000)
BIG EAST Regular Season:	366-192 (.656)
BIG EAST Tournament:	50-29 (.633)



Boeheim Second All-Time In Wins

Jim Boeheim earned the 962nd win of his coaching career when Syracuse defeated Boston College, 69-61, on January 20.

Boeheim, Mike Krzyzewski and Bob Knight are the only three Division I coaches who have accumulated 900 triumphs. Boeheim is the only one of the three to reach the milestone at one school. He is second on the all-time Division I list.

On December 17, 2012 he picked up the 900th triumph in a 72-68 victory against Detroit. He moved past Knight and into second when SU defeated Rutgers, 78-53, on January 2, 2013.

962

The Book On Boeheim

Boeheim owns a career record of 962-325 (.747). He is second among active Division I coaches in wins, trailing only Mike Krzyzewski (Duke). Boeheim is second on the all-time Division I victory list and is ninth among active Division I coaches in winning percentage.

Only Jim Phelan (Mt. St. Mary's, 1,354 games) has logged more than Boeheim's 1,287 games for coaches who have served at only one institution.


The 2014 NCAA berth gave SU 37 post-season appearances under Boeheim, including 31 NCAA Tournaments. His SU teams have claimed 21-or-more games in 33 seasons and 30-or-more six times. He has guided his alma mater to the NCAA title game three times, winning it for the first time in 2003.

The Boeheim Book

Jim Boeheim and long-time *Sports Illustrated* writer Jack McCallum collaborated on "Bleeding Orange," a book released on November 4.

The book gives an inside look at Syracuse's first season in the Atlantic Coast Conference (ACC), as well as Boeheim's 50+ year association with Syracuse University. Also included are Boeheim's first-hand reflections on walking on to the Syracuse basketball team as a freshman and ultimately earning a scholarship, and rooming with the legendary Dave Bing.

Boeheim writes about his successful time in the BIG EAST Conference and Syracuse's numerous NCAA Tournament appearances, including the 2003 NCAA Championship won by the Orange.



Boeheim To Receive Tisdale Humanitarian Award

Jim Boeheim will top the list of NCAA men's basketball greats to be honored during the 2015 Devon Energy College Basketball Awards, hosted in Oklahoma City on April 14. He will be honored with the Wayman Tisdale Humanitarian Award.

Previous Humanitarian Award honorees include Duke Coach Mike Krzyzewski, ESPN's Dick Vitale, Michigan State Coach Tom Izzo and coach Bill Self from Kansas.

Boeheim Back With USA Basketball Men's National Team

The successful run by USA Basketball under the direction of Chairman Jerry Colangelo continued this past summer. Coach Mike Krzyzewski's staff, which included Coach Boeheim, guided the Americans to the gold medal at the 2014 World Championship. It was the second world title for this staff -- Coach K and Coach Boeheim have also been on the bench for Team USA Olympic gold medals in 2008 and 2012.

The triumph at the world championships provided Team USA with an automatic spot in the 2016 Summer Olympic Games in Rio De Janeiro, Brazil.

Boeheim continues to serve as chair of the USA Basketball Men's Junior National Team Committee since 2005.

Another Successful "Basket Ball" For Boeheim Foundation

The 15th Annual "Basket Ball" to benefit the Jim and Juli Boeheim Foundation, which featured co-hosts Sean McDonough (ESPN) and Bill Raftery (Fox Sports), raised more than half-a-million dollars. It was held April 26 at the Turning Stone Resort in Verona, N.Y.

Over the course of 15 years, the "Basket Ball" has raised over six million dollars.

10th Annual Vitale Gala To Honor Boeheim

Jim Boeheim will be honored at the 10th Annual Dick Vitale Gala on May 15, 2015 in Sarasota, Fla. The event raises money for The V Foundation and pediatric cancer research. Boeheim will be recognized along with Florida State football coach Jimbo Fisher and Tampa Bay Buccaneers coach Lovie Smith. The 2014 Gala featured Notre Dame basketball coach Mike Brey, Indiana basketball mentor Tom Crean and Alabama football coach Nick Saban.

Boeheim Rankings

Division I Coaches by Wins

Coach	Schools	Wins
1. M. KRZYZEWSKI	Army, Duke	999
2. JIM BOEHEIM	Syracuse	962
3. Bob Knight	Army, Indiana, Texas Tech	902
4. Dean Smith	North Carolina	879
5. Adolph Rupp	Kentucky	876
6. Jim Calhoun	Northeastern, Connecticut	873
7. Jim Phelan	Mt. St. Mary's	830
8. Eddie Sutton	Creighton, Arkansas, Kentucky, Oklahoma State, San Francisco	806
9. Lefty Driesell	Davidson, Maryland, James Madison, Georgia State	786
10. Lute Olson	Long Beach State, Iowa, Arizona	780

active coaches in CAPS

Active Division I Coaches by Wins

Coach	School	Wins
1. M. Krzyzewski	Army, Duke	999
2. JIM BOEHEIM	Syracuse	962
3. Bob Huggins	Walsh, Akron, Cincinnati, Kansas St., West Virginia	755
4. Roy Williams	Kansas, N. Carolina	739
5. Bo Ryan	Wisc.-Platteville, Wisc.-Milwaukee, Wisconsin	719
6. Rick Pitino	Boston U., Providence, Kentucky, Louisville	710

minimum 5 years as Division I head coach.

Active Division I Coaches by Percentage

Coach	Schools	Won-Lost	Pct.
1. Mark Few	Gonzaga	422-101	.807
2. Roy Williams	Kansas, North Carolina	739-194	.792
3. Thad Matta	Xavier, Butler, Ohio State	392-119	.767
4. John Calipari	UMass, Memphis, Kentucky	573-175	.766
5. M. Krzyzewski	Army, Duke	999-308	.764
6. Bo Ryan	Wisc.-Platteville, Wisc.-Milwaukee, Wisconsin	721-226	.761
7. Bill Self	Oral Roberts, Tulsa, Illinois, Kansas	547-177	.756
8. JIM BOEHEIM	Syracuse	962-325	.747
9. Jamie Dixon	Pittsburgh	301-102	.747
10. Dave Rose	BYU	247-84	.746

minimum 5 years as Division I head coach.

Division I Coaches 20-Win Seasons

Coach	Schools	No.
1. JIM BOEHEIM	Syracuse	36
2. M. KRZYZEWSKI	Army, Duke	30
Dean Smith	North Carolina	30
4. Bob Knight	Army, Indiana, Texas Tech	29
Lute Olson	Iowa, Arizona	29

active coaches in CAPS

Consecutive Division I Coaches 20-Win Seasons

Coach	Schools	No.
1. M. KRZYZEWSKI	Duke (1997-2014)	18
2. JIM BOEHEIM	Syracuse (1998-2014)	17
TUBBY SMITH	Tulsa (1994-95)	17
	Georgia (1996-97)	
	Kentucky (1998-2007)	
	Minnesota (2008-10)	
4. BILLY DONOVAN	Florida (1999-2014)	16
BILL SELF	Tulsa (1999-2000)	16
	Illinois (2001-2013)	
	Kansas (2004)	

active coaches in CAPS



Active Division I Coaches by Games

Coach	Schools	Games
1. Mike Krzyzewski	Army, Duke	1,307
2. JIM BOEHEIM	Syracuse	1,287
3. Jerry Slocum	Nyack, Geneva, Gannon, Youngstown	1,203
4. Cliff Ellis	S. Alabama, Clemson, Auburn, Coastal Carolina	1,112
5. Rick Byrd	Maryville, Lincoln Memorial, Belmont	1,064
6. Bob Huggins	Walsh, Akron, Cincinnati, Kansas State, West Virginia	1,060

minimum 5 years as Division I head coach.

Division I NCAA Tournament Wins

1. M. KRZYZEWSKI	Army, Duke	82
2. Dean Smith	North Carolina	65
3. ROY WILLIAMS	N. Carolina, Kansas	60
4. JIM BOEHEIM	Syracuse	53
5. RICK PITINO	Providence, Kentucky, Louisville	49
Jim Calhoun	Northeastern, Connecticut	49
7. John Wooden	UCLA	47
8. Lute Olson	Iowa, Arizona	46
9. Bob Knight	Army, Indiana, Texas Tech	45
10. Denny Crum	Louisville	42

active coaches in CAPS

Division I Seasons With Current School

Coach	School	Seasons
1. JIM BOEHEIM	Syracuse	38
2. M. Krzyzewski	Duke	34
3. Greg Kampe	Oakland	30
4. Rick Byrd	Belmont	27
5. Bob McKillop	Davidson	24

seasons completed

Fastest To 100 Wins

Head coaches with at least half of their wins at Division I

Coach, Team	Games	Season	Year
1. Doc Meanwell, Wisconsin	109	7th	1918
2. Buck Freeman, St. John's	110	5th	1932
3. Adolph Rupp, Kentucky	116	6th	1936
4. JIM BOEHEIM, SYRACUSE	117	4th	1980
Jerry Tarkanian, Long Beach	117	5th	1973

Fastest To 400 Wins

Head coaches with at least half of their wins at Division I

Coach, Team	Games	Season	Year
1. Adolph Rupp, Kentucky	477	20th	1950
2. Clair Bee, Rider, Long Island	483	21st	1951
3. Jerry Tarkanian, Long Beach, UNLV	492	17th	1985
4. Roy Williams, Kansas, North Carolina	496	15th	2003
5. Hank Iba, NW Missouri, Colorado, Oklahoma State	500	19th	1948
6. Frank Kearney, Rhode Island	521	28th	1948
7. Phog Allen, Baker, Haskell, Central, Missouri State, Kansas	522	29th	1935
George Keogan, UW-Superior, St. Louis, St. Thomas, Allegheny, Valparaiso, Notre Dame	522	26th	1942
9. JIM BOEHEIM, SYRACUSE	527	17th	1993
10. Dean Smith, North Carolina	531	19th	1980

Fastest To 600 Wins

Head coaches with at least half of their wins at Division I

Coach, Team	Games	Season	Year
1. Adolph Rupp, Kentucky	704	27th	1959
2. Jerry Tarkanian, Long Beach, UNLV	720	24th	1992
3. Roy Williams, Kansas,	739	22nd	2010
4. John Wooden, Indiana State, UCLA	755	27th	1973
5. Dean Smith, North Carolina	773	26th	1987
6. Hank Iba, NW Missouri, Colorado, Oklahoma State	775	29th	1958
7. Phog Allen, Baker, Haskell, Central Missouri State, Kansas	780	41st	1947
8. Ed Diddle, W. Kentucky	790	32nd	1954
9. JIM BOEHEIM, SYRACUSE	807	25th	2001
10. Bob Knight, Army, Indiana	812	27th	1993

Fastest To 700 Wins

Head coaches with at least half of their wins at Division I

Coach, Team	Games	Season	Year
1. Adolph Rupp, Kentucky	836	32nd	1964
2. Jerry Tarkanian, Long Beach, UNLV, Fresno St.	876	29th	2000
3. Roy Williams, Kansas, North Carolina	879	25th	2013
4. Dean Smith, North Carolina	904	30th	1991
5. Phog Allen, Baker, Haskell, Central Missouri St., Kansas	938	47th	1953
6. JIM BOEHEIM, SYRACUSE	939	29th	2005

Fastest To 800 Wins

Head coaches with at least half of their wins at Division I

Coach, Team	Games	Season	Year
1. Adolph Rupp, Kentucky	972	37th	1969
2. Dean Smith, North Carolina	1,029	33rd	1994
3. M. Krzyzewski, Army, Duke	1,064	33rd	2008
4. JIM BOEHEIM, SYRACUSE	1,088	34th	2009
5. Bob Knight, Army, Indiana, Texas Tech	1,102	37th	2003

Fastest To 900 Wins

Head coaches with at least half of their wins at Division I

Coach, Team	Games	Season	Year
1. M. Krzyzewski, Army, Duke	1,183	36th	2011
2. JIM BOEHEIM, SYRACUSE	1,204	37th	2013
3. Bob Knight, Army, Indiana, Texas Tech	1,269	42nd	2008

includes games of Jan. 22



2014-15 Associated Press Poll

January 19, 2015

No.	Team	W-L	Points
1.	Kentucky (63)	17-0	1,623
2.	Virginia (2)	17-0	1,562
3.	Gonzaga	18-1	1,467
4.	Villanova	17-1	1,429
5.	Duke	15-2	1,345
6.	Wisconsin	16-2	1,282
7.	Arizona	16-2	1,228
8.	Notre Dame	17-2	1,055
9.	Iowa State	13-3	1,004
10.	Louisville	15-3	1,003
11.	Kansas	14-3	943
12.	Utah	14-3	940
13.	Maryland	17-2	937
14.	Wichita State	16-2	857
15.	North Carolina	14-4	803
16.	Va. Commonwealth	15-3	670
17.	Texas	13-4	554
18.	West Virginia	15-3	501
19.	Oklahoma	12-5	445
20.	Northern Iowa	16-2	387
21.	Baylor	13-4	260
22.	Dayton	15-2	241
23.	Indiana	14-4	93
24.	Seton Hall	13-4	91
25.	Iowa	13-5	85

Others receiving votes: Oklahoma State 47, Miami (FL) 41, San Diego State 34, Georgetown 33, Stanford 31, Saint Mary's 18, Providence 17, Colorado State 16, Arkansas 15, Georgia 13, SMU 11, Butler 11, Michigan State 8, LSU 6, Old Dominion 5, Wyoming 4, Ohio State 3, La. Tech 2, Tennessee 2, Ga. Washington 1, Washington 1, St. John's 1.

SU's Most Familiar Foes

Opponents	Games
1. Colgate (Dec. 22)	166
2. Cornell (Dec. 31)	120
3. Penn State	105
4. Pittsburgh (Feb. 7, Feb. 21)	103
5. Connecticut	91
6. Georgetown	90
7. St. John's (Dec. 6)	89
8. Niagara	81
9. Villanova (Dec. 20)	72
10. Canisius	70

bold indicates 2014-15 opponent

NCAA Division I Wins

includes games of Jan. 22

Team	Wins
1. Kentucky	2,159
2. Kansas	2,141
3. N. Carolina	2,129
4. Duke	2,043
5. SYRACUSE	1,917

2014-15 USA Today Coaches Poll

January 19, 2015

No.	Team	W-L	Points
1.	Kentucky (31)	17-0	799
2.	Virginia (1)	17-0	768
3.	Gonzaga	18-1	723
4.	Villanova	17-1	697
5.	Wisconsin	16-2	654
6.	Duke	15-2	653
7.	Arizona	16-2	602
8.	Maryland	17-2	514
9.	Notre Dame	17-2	504
10.	Louisville	15-3	502
11.	Utah	14-3	473
12.	Iowa State	13-3	443
13.	Wichita State	16-2	424
14.	Kansas	14-3	422
15.	North Carolina	14-4	390
16.	Va. Commonwealth	15-3	317
17.	West Virginia	15-3	273
18.	Texas	13-4	233
19.	Northern Iowa	16-2	202
20.	Oklahoma	12-5	195
21.	Baylor	13-4	120
22.	Dayton	15-2	100
23.	Indiana	14-4	56
24.	Seton Hall	13-4	40
25.	Stanford	13-4	33

Others receiving votes: Arkansas 29, San Diego State 28, Iowa 27, Colorado State 26, Oklahoma State 24, Michigan State 17, Ohio State 15, Wyoming 14, Miami (Fla.) 123, Southern Methodist 12, Georgetown 11, Old Dominion 11, North Carolina State 5, Butler 5, St. Mary's 5, Valparaiso 4, Mississippi 4, Providence 4, SF Austin 3, Kansas State 3, LSU 2, St. John's 1.

SU In The 2014-15 Polls

Date	AP	USA Today
Preseason	23	24
Nov. 17	23	24
Nov. 24	rv	rv

80-consecutive polls streak ends for SU

First time no votes since end of 2007-08

Dec. 1	rv	rv
Dec. 8	--	--
Dec. 15	--	--
Dec. 22	--	--
Dec. 29	--	--
Jan. 5	--	--
Jan. 12	rv	rv
Jan. 19	--	--

SU AP Poll Points

The last time. . .

SU vs.	12/20/14	#7 Villanova 82, SU 77 OT
ranked team		
SU beat a	2/12/14	#1 SU 58, #25 Pitt 56
ranked team		
Both ranked	2/22/14	#5 Duke 66, #1 SU 60
Both top 10	2/22/14	#5 Duke 66, #1 SU 60
Both top 5	2/22/14	#5 Duke 66, #1 SU 60
SU vs. ranked	4/6/13	#10 Michigan #16 SU 56 (NCAA)
back-to-back	3/30/13	#16 SU 55, #15 Marquette 39 (NCAA)
SU played #1	1/19/13	#6 SU 70, #1 Louisville 68
SU beat #1	1/19/13	#6 SU 70, #1 Louisville 68
SU played #2	2/3/03	SU 67, #2 Pittsburgh 65
SU beat #2	2/3/03	SU 67, #2 Pittsburgh 65
SU played #3	3/12/09	#18 SU 127, #3 UConn 117 6 OT
SU beat #3	3/12/09	#18 SU 127, #3 UConn 117 6 OT
SU played #4	3/28/13	#16 SU 61, #4 Indiana 50 (NCAA)
SU beat #4	3/28/13	#16 SU 61, #4 Indiana 50 (NCAA)
SU played #5	2/22/14	#5 Duke 66, #1 SU 60
SU beat #5	3/15/13	#19 SU 58, #5 Georgetown 55 (BET)
SU played #6	2/2/11	#17 SU 66, #6 UConn 58
SU beat #6	2/2/11	#17 SU 66, #6 UConn 58
SU played #7	12/20/14	#7 Villanova 82, SU 77 OT
SU beat #7	12/7/10	#8 SU 72, #7 Michigan State 58
SU played #8	12/28/13	#2 SU 78, #8 Villanova 62
SU beat #8	12/28/13	#2 SU 78, #8 Villanova 62
SU played #9	1/16/10	#5 SU 72, #9 West Virginia 71
SU beat #9	1/16/10	#5 SU 72, #9 West Virginia 71
SU played #10	4/6/13	#10 Michigan #16 SU 56 (NCAA)
SU beat #10	12/2/11	#4 SU 72, #10 Florida 68
SU played #11	2/23/13	#11 Georgetown 57, #8 SU 46
SU beat #11	2/26/11	#17 SU 58, #11 Georgetown 51
SU played #12	3/1/14	#12 Virginia 75, #4 SU 56
SU beat #12	1/17/09	#8 SU 93, #12 Notre Dame 74
SU played #13	11/19/09	SU 95, #13 California 73
SU beat #13	11/19/09	SU 95, #13 California 73
SU played #14	3/22/12	#2 SU 64, #14 Wisconsin 63 (NCAA)
SU beat #14	3/22/12	#2 SU 64, #14 Wisconsin 63 (NCAA)
SU played #15	3/30/13	#16 SU 55, #15 Marquette 39 (NCAA)
SU beat #15	3/30/13	#16 SU 55, #15 Marquette 39 (NCAA)
SU played #16	2/12/11	#16 Louisville 73, #12 SU 69
SU beat #16	3/4/03	SU 92, #16 Notre Dame 88
SU played #17	12/2/14	#17 Michigan 66, SU 63
SU beat #17	2/1/14	#2 SU 91, #17 Duke 89 OT
SU played #18	11/28/13	#8 SU 74, #18 Baylor 67
SU beat #18	11/28/13	#8 SU 74, #18 Baylor 67
SU played #19	3/3/12	#2 SU 58, #19 Louisville 49
SU beat #19	3/3/12	#2 SU 58, #19 Louisville 49
SU played #20	1/21/13	#13 SU 57, #20 Cincinnati 55
SU beat #20	1/21/13	#13 SU 57, #20 Cincinnati 55
SU played #21	3/8/08	SU 87, #21 Marquette 72
SU beat #21	3/8/08	SU 87, #21 Marquette 72
SU played #22	1/18/14	#2 SU 59, #22 Pittsburgh 54
SU beat #22	1/18/14	#2 SU 59, #22 Pittsburgh 54
SU played #23	12/20/08	SU 72, #23 Memphis 65
SU beat #23	12/20/08	SU 72, #23 Memphis 65
SU played #24	11/19/04	SU 71, #24 Memphis 62
SU beat #24	11/19/04	SU 71, #24 Memphis 62
SU played #25	2/12/14	#1 SU 58, #25 Pitt 56
SU played #25	2/12/14	#1 SU 58, #25 Pitt 56
Ranked opponents		
in a season	15	2008-09





- Ranks second in the ACC in scoring (18.0 ppg.), fifth in rebounding (8.9), third in field goal percentage (.600), second in blocked shots (2.11), fifth in offensive rebounds (3.16) and sixth in defensive rebounds (5.74).
- Nominated for the 2015 Allstate NABC and WBCA Good Works Teams.
- Named to Lute Olson Award Watch List.
- Scored 21 points in the season opener against Kennesaw State.
- Pulled down a career-best 16 rebounds and 15 points against Hampton for his second career double-double.
- Recorded 18 points and tied his career high with two steals against Iowa.
- Tallied a then career-high 25 points against Holy Cross. He is the first SU center to score 20 or more points in a game since March 2, 2010 (Arinze Onuaku vs. St. John's).
- Led the team with 18 points at Villanova.
- Posted his third career double-double and second of the season with 15 points and 15 rebounds against St. Johns.
- Recorded his fourth career double-double and third of the season with 16 points and 11 rebounds against Colgate.
- Posted his fifth career double-double and fourth of the season with 24 points and 10 rebounds against Long Beach State.
- Scored 19 points and pulled down nine rebounds against Cornell.
- Recorded his 200th career blocked shot against Virginia Tech. Finished the game with 17 points and nine rebounds.
- Led the team with 18 points at Georgia Tech.
- Had his sixth career double-double and fifth of the season with 14 points and 11 rebounds against Florida State.
- Was 13-for-21 from the field and 9-for-12 from the free throw line for a career-high 35 points against Wake Forest. Also grabbed nine rebounds against the Demon Deacons.
- Posted 21 points and 10 rebounds for his seventh career double-double and sixth of the season at Clemson.

Christmas' Season and Career Highs

Points

Season: 35 vs. Wake Forest
Career: 35 vs. Wake Forest, 2014-15

FG Made

Season: 13 vs. Wake Forest
Career: 13 vs. Wake Forest, 2014-15

FG Attempted

Season: 21 vs. Wake Forest
Career: 21 vs. Wake Forest, 2014-15

3-Point FGM

Season: 0

Career: 0

3-Point FGA

Season: 0

Career: 0

FT Made

Season: 9 vs. Holy Cross, Wake Forest

Career: 9 vs. Holy Cross, Wake Forest, 2014-15

FT Attempted

Season: 12 vs. Wake Forest

Career: 12 vs. Wake Forest, 2014-15

Rebounds

Season: 16 vs. Hampton

Career: 16 vs. Hampton, 2014-15

Off. Rebounds

Season: 6 vs. Kennesaw State, Hampton, St. John's,
Long Beach State

Career: 8 vs. Boston College, 2013-14

Def. Rebounds

Season: 10 vs. Hampton

Career: 10 vs. Hampton, 2014-15

Assists

Season: 3 vs. St. John's, Louisiana Tech, at Georgia Tech

Career: 3 vs. St. John's, Louisiana Tech, at Georgia Tech,
2014-15

Blocks

Season: 6 vs. Loyola

Career: 7 vs. North Carolina State, 2013-14

Steals

Season: 2 vs. Iowa, at Villanova, Georgia Tech, vs. Wake
Forest

Career: 2 vs. Iowa, at Villanova, Georgia Tech, vs. Wake
Forest, 2014-15; vs. Pittsburgh, Duke, 2013-14; vs.
Eastern Michigan, at USF, Villanova, 2012-13

Minutes

Season: 45 vs. Wake Forest

Career: 45 vs. Wake Forest, 2014-15



Player of the Week (Dec. 29)
Player of the Week (Jan. 19)

Syracuse Center Scoring

1970-present

Name	Points	Date	Opponent
1. Bill Smith	47	1/14/71	Lafayette
2. Bill Smith	36	12/19/70	Fordham
3. Rakeem Christmas	35	1/13/15	Wake Forest
4. Otis Hill	34	1/11/97	at Alabama
5. Rony Seikaly	33	1/31/88	Michigan
Rony Seikaly	33	1/19/87	Florida
Dan Schayes	33	12/10/80	at Detroit
8. Bill Smith	31	2/25/71	Rutgers
9. Roosevelt Bouie	30	1/30/80	Temple
Bill Smith	30	12/5/70	Rochester
11. Roosevelt Bouie	29	1/26/80	Connecticut
12. Roosevelt Bouie	27	1/20/79	at Canisius
Chris Sease	27	12/10/76	St. Bonaventure
14. Etan Thomas	26	12/1/98	Quinnipiac
Roosevelt Bouie	26	1/24/80	Rutgers



Christmas Game-by-Game 2014-15

Opponent	MP	FG	3PT	FT	REB	F	A	T	B	S	TP
KENNESAW STATE*	24	8-13	0-0	5-7	9	4	1	2	2	0	21
HAMPTON*	33	5-10	0-0	5-7	16	4	1	1	1	1	15
vs. California*	23	3-10	0-0	2-2	9	5	0	1	3	0	8
vs. Iowa*	33	7-11	0-0	4-6	6	4	1	2	0	2	18
LOYOLA*	30	7-14	0-0	4-9	9	4	2	1	6	0	18
HOLY CROSS*	27	8-10	0-0	9-10	8	3	2	2	3	1	25
at Michigan*	34	7-9	0-0	1-2	6	3	2	6	2	1	15
ST. JOHN'S*	40	5-8	0-0	5-6	15	2	3	2	3	1	15
LOUISIANA TECH*	25	5-6	0-0	3-4	2	4	3	2	2	0	13
at Villanova*	34	8-12	0-0	2-2	5	5	0	4	2	2	18
COLGATE*	22	6-10	0-0	4-5	11	3	2	0	1	1	16
LONG BEACH STATE*	37	8-11	0-0	8-11	10	0	1	0	2	1	24
CORNELL*	34	9-12	0-0	1-3	9	2	0	5	2	1	19
at Virginia Tech*	36	6-12	0-0	5-6	9	3	1	0	3	0	17
at Georgia Tech*	40	7-17	0-0	4-4	8	2	3	4	2	2	18
FLORIDA STATE*	35	5-13	0-0	4-6	11	4	2	2	5	1	14
WAKE FOREST*	45	13-21	0-0	9-12	9	4	2	3	1	2	35
at Clemson*	40	10-13	0-0	1-3	10	2	0	1	0	0	21
BOSTON COLLEGE*	23	5-8	0-0	2-2	7	5	1	0	0	0	12
MIAMI											
at North Carolina											
VIRGINIA TECH											
at Pittsburgh											
at Boston College											
DUKE											
LOUISVILLE											
PITTSBURGH											
at Notre Dame											
at Duke											
VIRGINIA											
at NC State											

*indicates start

SU Career Blocked Shots

Name	Games	Blk.	Avg.	Years
1. Etan Thomas	122	424	3.5	1996-00
2. Roosevelt Bouie	118	327	2.8	1976-80
3. Derrick Coleman	145	319	2.2	1986-90
Rony Seikaly	136	319	2.3	1984-88
5. Darryl Watkins	106	273	2.5	2003-07
6. Jeremy McNeil	135	260	1.9	1999-04
7. Rick Jackson	143	259	1.8	2007-11
8. John Wallace	131	209	1.6	1992-96
Rakeem Christmas	130	209	1.6	2011-
10. Craig Forth	136	205	1.5	2001-05



The Lute Olson Award

Rakeem Christmas is one of 25 candidates on the 2015 Lute Olson National Player of the Year Award Midseason Watch List. The list was announced on January 20.

The Lute Olson Award is presented annually to the nation's top Division I player who as has played at least two seasons.

The award is to be presented at the CollegeInsider.com Awards Banquet on April 3, 2015 in Indianapolis.

Christmas' Career Statistics

Year	TOTAL					3-PTS			REBOUNDS														
	G	GS	FG	FGA	Pct	3FG	3FGA	Pct	FT	FTA	Pct	O	D	Tot	Avg	PF	FO	A	TO	Blk	Stl	Pts	Avg
2011-12	37	35	43	75	.573	0	0	.000	16	28	.571	40	68	108	2.9	63	4	7	23	30	11	102	2.8
2012-13	40	40	87	164	.530	0	0	.000	31	54	.574	72	111	183	4.6	100	3	9	35	73	20	205	5.1
2013-14	34	34	76	124	.613	0	0	.000	45	62	.726	71	101	172	5.1	107	2	23	26	66	16	197	5.8
2014-15	19	19	132	220	.600	0	0	.000	78	107	.729	60	109	169	8.9	63	5	27	38	40	16	342	18.0
Totals	130	128	338	583	.580	0	0	.000	170	251	.677	243	389	632	4.9	333	14	66	122	209	63	846	6.5



• NEW YORK'S COLLEGE TEAM •





- Leads the ACC in minutes played (37.05 mpg) and ranks 13th in scoring (14.1), eighth in three-point field goal percentage (.377), third in three-point field goals made (2.58) and fifth in steals (1.84).
- One of five players to reach double figures in scoring against Kennesaw State with 12 points.
- Recorded 14 points and tied his career high with four assists against Iowa.
- Led the team with 16 points at Michigan.
- Scored a team-high 25 points to lead Syracuse past Louisiana Tech.
- One of five players to reach double figures in scoring with 17 at Villanova.
- Led the team with 20 points against Colgate.
- One of three players to reach double figures in scoring with 16 against Long Beach State.
- Tallied 14 points and tied his career high with four assists against Cornell.
- Led the team with 18 points at Virginia Tech.
- Was 7-for-11 from three-point range on his way to a season-high 28 points against Florida State.
- Scored 21 points and dished out a career-high five assists against Wake Forest.
- One of five players to reach double figures in scoring against Boston College with 15.

Cooney Game-by-Game 2014-15

Opponent	MP	FG	3PT	FT	REB	F	A	T	B	S	TP
KENNESAW STATE*	33	5-7	1-2	1-2	2	0	2	0	0	2	12
HAMPTON*	36	3-9	2-7	0-0	5	0	3	2	0	0	8
vs. California*	32	3-10	2-6	1-2	1	2	1	1	0	3	9
vs. Iowa*	40	5-12	3-9	1-2	2	2	4	3	0	3	14
LOYOLA*	27	4-8	1-5	4-4	0	0	1	1	0	1	13
HOLY CROSS*	31	1-7	0-4	3-3	1	1	1	0	0	1	5
at Michigan*	35	4-11	4-9	4-4	3	3	2	2	0	0	16
ST. JOHN'S*	40	1-6	0-4	0-0	4	3	3	0	0	2	2
LOUISIANA TECH*	40	8-18	4-8	5-5	2	2	2	0	0	3	25
at Villanova*	45	4-12	3-5	6-7	5	3	1	2	0	2	17
COLGATE*	29	8-15	4-9	0-0	0	0	4	0	0	0	20
LONG BEACH STATE*	40	5-11	3-5	3-3	5	2	2	6	0	1	16
CORNELL*	35	4-12	2-5	4-4	4	0	4	2	0	3	14
at Virginia Tech*	40	6-21	4-13	2-5	2	1	3	1	0	2	18
at Georgia Tech*	39	3-10	2-6	1-2	1	1	1	2	0	2	9
FLORIDA STATE*	39	9-16	7-11	3-4	1	2	2	1	0	3	28
WAKE FOREST*	45	6-17	5-12	4-6	0	3	5	0	0	4	21
at Clemson*	38	0-7	0-5	5-7	2	2	2	2	0	1	5
BOSTON COLLEGE*	40	4-11	2-5	5-8	5	1	1	3	0	2	15
MIAMI											
at North Carolina											
VIRGINIA TECH											
at Pittsburgh											
at Boston College											
DUKE											
LOUISVILLE											
PITTSBURGH											
at Notre Dame											
at Duke											
VIRGINIA											
at NC State											

*indicates start

Cooney's Career Statistics

Year	G	GS	TOTAL			3-PTS			REBOUNDS														
			FG	FGA	Pct	3FG	3FGA	Pct	FT	FTA	Pct	O	D	Tot	Avg	PF	FO	A	TO	Blk	Stl	Pts	Avg
2012-13	39	0	47	146	.322	18	105	.267	11	15	.733	8	24	32	0.8	33	0	23	19	3	28	133	3.4
2013-14	34	34	134	332	.404	90	240	.375	53	63	.841	16	55	71	2.1	36	0	38	26	3	64	411	12.1
2014-15	19	19	83	220	.377	49	130	.377	52	38	.765	8	37	45	2.4	28	0	44	28	0	35	267	14.1
Totals	92	53	270	698	.387	157	475	.331	116	146	.795	32	116	148	1.6	97	0	105	73	6	127	811	8.8



• NEW YORK'S COLLEGE TEAM •



Cooney's Season and Career Highs

Points

Season: 28 vs. Florida State
Career: 33 vs. Notre Dame, 2013-14

FG Made

Season: 9 vs. Florida State
Career: 11 vs. Notre Dame, 2013-14

FG Attempted

Season: 21 at Virginia Tech
Career: 21 at Virginia Tech, 2014-15

3-Point FGM

Season: 7 vs. Florida State
Career: 9 vs. Notre Dame, 2013-14

3-Point FGA

Season: 13 at Virginia Tech
Career: 13 at Virginia Tech, 2014-15

FT Made

Season: 6 at Villanova
Career: 6 at Villanova, 2014-15; vs. Villanova, 2013-14

FT Attempted

Season: 8 vs. Boston College
Career: 8 vs. Boston College, 2014-15

Rebounds

Season: 5 vs. Hampton, at Villanova, vs. Long Beach State, Boston College
Career: 6 at Wake Forest, 2013-14

Off. Rebounds

Season: 2 vs. St. John's, at Virginia Tech
Career: 3 vs. Clemson, 2013-14

Def. Rebounds

Season: 5 vs. Hampton, Long Beach State
Career: 5 vs. Hampton, Long Beach State, 2014-15; at Wake Forest, 2013-14

Assists

Season: 5 vs. Wake Forest
Career: 5 vs. Wake Forest, 2014-15

Blocks

Season: 0
Career: 1 vs. Binghamton, Eastern Michigan, Duke, 2013-14; at San Diego State, Arkansas, vs. Providence, 2012-13

Steals

Season: 4 vs. Wake Forest
Career: 6 vs. Wagner, 2012-13

Minutes

Season: 45 at Villanova, vs. Wake Forest
Career: 45 at Villanova, vs. Wake Forest



- Ranks 10th in the ACC in steals (1.50 spg.).
- Scored 13 points against California.
- Pulled a then career-best seven rebounds against Iowa.
- Was 3-for-5 from the field and 4-for-5 from the free throw line for 10 points at Michigan.
- Made first career start against St. John's and scored 13 points and tied his career high with five assists and three steals.
- Posted 18 points and a career-high eight rebounds at Villanova.
- One of four players to reach double figures in scoring against Colgate with 11 points.
- Was 10-for-13 from the field, including 4-for-6 from three-point range for a career-high 24 points against Long Beach State. Also dished out a personal-best eight assists against the 49ers.
- Posted his first double-double with 14 points and 10 rebounds at Georgia Tech.
- Grabbed a career-high 11 rebounds to go along with 17 points for his second double-double of the season and his career.
- One of three players to reach double figures in scoring against Clemson with 11 points.
- Led the team with 17 points against Boston College.

Gbinije Game-by-Game 2014-15

Opponent	MP	FG	3PT	FT	REB	F	A	T	B	S	TP
KENNESAW STATE	DNP										
HAMPTON	23	3-8	1-4	2-3	2	2	2	1	0	2	9
vs. California	30	5-10	1-4	2-4	3	2	0	1	0	2	13
vs. Iowa	31	1-8	0-3	0-0	7	2	2	2	1	2	2
LOYOLA	20	1-4	0-2	0-2	3	1	1	2	0	2	2
HOLY CROSS	23	2-5	0-3	0-0	2	4	1	2	0	2	4
at Michigan	32	3-5	0-2	4-5	5	4	3	3	1	2	10
ST. JOHN'S*	37	6-10	1-3	0-2	5	5	5	3	0	1	13
LOUISIANA TECH*	14	1-2	0-0	0-0	2	0	2	0	0	0	2
at Villanova*	39	8-15	1-3	1-4	8	5	5	3	0	3	18
COLGATE*	29	3-7	2-3	3-4	5	1	3	0	0	1	11
LONG BEACH STATE*	40	10-13	4-6	0-0	6	2	8	3	0	1	24
CORNELL*	30	3-6	1-2	0-0	1	2	3	2	0	1	7
at Virginia Tech*	38	3-6	2-3	2-5	4	4	3	3	0	3	10
at Georgia Tech*	36	6-11	2-2	0-0	10	3	1	1	1	0	14
FLORIDA STATE*	40	4-12	2-3	1-2	9	2	5	1	0	1	11
WAKE FOREST*	42	5-12	3-5	4-6	11	4	7	2	1	2	17
at Clemson*	40	4-12	2-5	1-2	2	3	2	3	0	1	11
BOSTON COLLEGE*	40	7-12	2-6	1-2	8	4	4	3	1	1	17
MIAMI											
at North Carolina											
VIRGINIA TECH											
at Pittsburgh											
at Boston College											
DUKE											
LOUISVILLE											
PITTSBURGH											
at Notre Dame											
at Duke											
VIRGINIA											
at NC State											

*indicates start

Gbinije's Career Statistics

Year	G GS		TOTAL			3-PTS			REBOUNDS												
			FG	FGA	Pct	3FG	3FGA	Pct	FT	FTA	Pct	O	D	Tot	Avg	PF	FO	A	TO	Blk	Stl
2011-12*	19	0	11	20	.550	4	10	.400	7	7	1.000	5	11	16	0.8	19	0	3	8	1	3
2013-14	34	0	35	92	.380	15	43	.349	31	48	.646	21	39	60	1.8	56	1	41	17	7	25
2014-15	18	12	75	158	.475	24	59	.407	21	41	.512	15	78	93	5.2	50	2	57	35	5	27
Totals	71	12	121	270	.448	43	112	.384	59	96	.615	41	128	169	2.4	125	3	101	60	13	55

* at Duke



Gbinije's Season and Career Highs

Points

Season: 24 vs. Long Beach State
Career: 24 vs. Long Beach State, 2014-15

FG Made

Season: 10 vs. Long Beach State
Career: 10 vs. Long Beach State, 2014-15

FG Attempted

Season: 15 at Villanova
Career: 15 at Villanova, 2014-15

3-Point FGM

Season: 4 vs. Long Beach State
Career: 4 vs. Long Beach State, 2014-15

3-Point FGA

Season: 6 vs. Long Beach State, Boston College
Career: 6 vs. Long Beach State, Boston College, 2014-15

FT Made

Season: 4 at Michigan, vs. Wake Forest
Career: 5 vs. Colgate, 2013-14

FT Attempted

Season: 6 vs. Wake Forest
Career: 12 vs. Colgate, 2013-14

Rebounds

Season: 11 vs. Wake Forest
Career: 11 vs. Wake Forest, 2014-15

Off. Rebounds

Season: 3 vs. Long Beach State, Wake Forest
Career: 4 vs. Colgate, 2013-14

Def. Rebounds

Season: 8 at Villanova, Georgia Tech, vs. Florida State, Wake Forest
Career: 8 at Villanova, Georgia Tech, vs. Florida State,, Wake Forest, 2014-15

Assists

Season: 8 vs. Long Beach State
Career: 8 vs. Long Beach State, 2014-15

Blocks

Season: 1 vs. California, Iowa, at Michigan, Georgia Tech, vs. Wake Forest, Boston College
Career: 1 vs. California, Iowa, at Michigan, Georgia Tech, vs. Wake Forest, Boston College, 2014-15; vs. Cornell, Baylor, Binghamton, Miami, at Maryland, vs. Georgia Tech, 2013-14; vs. Western Michigan, 2011-12

Steals

Season: 3 at Villanova, Virginia Tech
Career: 3 at Villanova, Virginia Tech, 2014-15; vs. Georgia Tech, 2013-14

Minutes

Season: 42 vs. Wake Forest
Career: 42 vs. Wake Forest, 2014-15



- Scored career highs in points (19), rebounds (9) and assists (4) in the season opener against Kennesaw State.
- Pulled down eight rebounds, including a career-high five on the offensive end, against California.
- Made first career start against Loyola. Scored six points and tied his career high with nine rebounds, including a career-best eight on the defensive end.
- Pulled down eight rebounds against Holy Cross.

Johnson Game-by-Game 2014-15

Opponent	MP	FG	3PT	FT	REB	F	A	T	B	S	TP
KENNESAW STATE	26	7-11	2-6	3-3	9	0	4	1	0	1	19
HAMPTON	26	2-7	2-5	2-2	5	1	0	1	0	0	8
vs. California	13	0-6	0-2	0-0	7	0	1	0	0	0	0
vs. Iowa	DNP										
LOYOLA*	31	2-7	1-4	1-2	9	1	3	2	1	2	6
HOLY CROSS*	30	3-10	0-3	0-0	8	2	0	0	1	1	6
at Michigan*	3	0-0	0-0	0-0	0	0	0	1	0	0	0
ST. JOHN'S	7	2-6	0-3	2-2	1	0	0	0	0	0	6
LOUISIANA TECH	22	0-7	0-2	3-4	4	3	1	4	0	1	3
at Villanova	7	0-0	0-0	0-0	0	3	1	0	0	0	0
COLGATE	16	3-6	1-2	1-2	6	0	0	0	1	2	8
LONG BEACH STATE	DNP										
CORNELL	9	0-1	0-1	0-1	0	0	2	1	0	1	0
at Virginia Tech	DNP										
at Georgia Tech	DNP										
FLORIDA STATE	DNP										
WAKE FOREST	3	0-1	0-0	0-0	1	1	0	0	0	0	0
at Clemson	6	0-3	0-1	0-0	1	0	0	0	0	0	0
BOSTON COLLEGE	6	0-2	0-0	0-2	2	0	0	1	0	0	0
MIAMI											
at North Carolina											
VIRGINIA TECH											
at Pittsburgh											
at Boston College											
DUKE											
LOUISVILLE											
PITTSBURGH											
at Notre Dame											
at Duke											
VIRGINIA											
at NC State											

*indicates start

Johnson's Season and Career Highs

Points

Season: 19 vs. Kennesaw State

Career: 19 vs. Kennesaw State, 2014-15

FG Made

Season: 7 vs. Kennesaw State

Career: 7 vs. Kennesaw State, 2014-15

FG Attempted

Season: 11 vs. Kennesaw State

Career: 11 vs. Kennesaw State, 2014-15

3-Point FGM

Season: 2 vs. Kennesaw State, Hampton

Career: 2 vs. Kennesaw State, Hampton, 2014-15

3-Point FGA

Season: 6 vs. vs. Kennesaw State

Career: 6 vs. Kennesaw State, 2014-15

FT Made

Season: 3 vs. vs. Kennesaw State, Louisiana Tech

Career: 3 vs. vs. Kennesaw State, Louisiana Tech, 2014-15

FT Attempted

Season: 4 vs. Louisiana Tech

Career: 4 vs. Louisiana Tech, 2014-15

Rebounds

Season: 9 vs. Kennesaw State, Loyola

Career: 9 vs. Kennesaw State, Loyola, 2014-15

Off. Rebounds

Season: 4 vs. California

Career: 4 vs. California, 2014-15

Def. Rebounds

Season: 8 vs. Loyola

Career: 8 vs. Loyola, 2014-15

Assists

Season: 4 vs. Kennesaw State

Career: 4 vs. Kennesaw State, 2014-15

Blocks

Season: 1 vs. Loyola, Holy Cross, Colgate

Career: 2 vs. Cornell, 2013-14

Steals

Season: 2 vs. Loyola, Colgate

Career: 2 vs. Loyola, Colgate, 2014-15

Minutes

Season: 31 vs. Loyola

Career: 31 vs. Loyola

Johnson's Career Statistics

Year	G	GS	TOTAL			3-PTS			FT	FTA	Pct	REBOUNDS				PF	FO	A	TO	Blk	Stl	Pts	Avg
			FG	FGA	Pct	3FG	3FGA	Pct				O	D	Tot	Avg								
2013-14	10	0	6	24	.250	2	16	.125	0	0	.000	3	6	9	0.9	6	0	2	4	3	1	14	1.4
2014-15	14	3	19	67	.284	6	29	.207	12	18	.667	20	33	53	3.8	11	0	11	11	3	8	56	4.0
Totals	24	3	25	91	.275	8	45	.178	12	18	.667	23	39	62	2.6	17	0	13	15	6	9	70	2.9



• NEW YORK'S COLLEGE TEAM •





- Named to the Tisdale Award Watch List.
- Ranks third in the ACC in assists (4.89 apg.).
- Posted 13 points against California.
- Dished out eight assists against Iowa.
- Recorded seven assists against Loyola.
- Posted season highs in points (14) and rebounds (7) against Holy Cross.
- Tied his season high with seven rebounds, including a season-best six on the defensive end, at Michigan.
- Recorded his first career double-double with 10 points and a season-high 10 assists in 45 minutes at Villanova.
- Dished out seven assists and had a season-high four steals in 30 minutes against Long Beach State.
- One of three players to reach double figures at Clemson with 12 points.
- Hit a career-high nine free throws on his way to 13 points against Boston College. Also dished out seven assists against the Eagles.

Joseph Game-by-Game 2014-15

Opponent	MP	FG	3PT	FT	REB	F	A	T	B	S	TP
KENNESAW STATE*	23	2-4	0-0	0-0	5	4	7	4	0	2	4
HAMPTON*	34	2-4	0-0	1-2	0	1	5	3	0	1	5
vs. California*	31	5-10	0-0	3-4	1	2	4	4	0	2	13
vs. Iowa*	37	3-10	0-2	1-2	4	4	8	4	0	1	7
LOYOLA*	37	4-7	0-0	0-1	4	2	7	2	0	1	8
HOLY CROSS*	35	4-9	0-1	6-7	7	1	6	4	0	2	14
at Michigan*	40	3-9	2-5	1-2	7	1	3	3	1	0	9
ST. JOHN'S*	19	1-5	1-5	0-0	4	2	2	2	0	0	3
LOUISIANA TECH*	40	4-10	1-2	0-0	1	1	4	8	0	1	9
at Villanova*	45	5-13	0-4	0-0	1	3	10	4	0	3	10
COLGATE*	26	0-3	0-0	0-0	1	0	3	2	0	1	0
LONG BEACH STATE*	30	3-7	0-0	2-4	1	1	7	2	0	4	8
CORNELL*	27	4-6	0-0	0-0	3	3	2	1	1	2	8
at Virginia Tech*	17	0-2	0-1	2-2	0	4	3	1	0	0	2
at Georgia Tech*	25	0-2	0-0	0-0	3	1	5	1	0	0	0
FLORIDA STATE*	32	1-4	0-0	3-4	2	1	7	1	0	2	5
WAKE FOREST*	23	2-4	0-0	0-0	3	0	2	1	0	0	4
at Clemson*	33	5-13	0-2	2-2	1	1	2	1	0	1	12
BOSTON COLLEGE*	32	2-7	0-0	9-11	2	4	7	1	0	0	13
MIAMI											
at North Carolina											
VIRGINIA TECH											
at Pittsburgh											
at Boston College											
DUKE											
LOUISVILLE											
PITTSBURGH											
at Notre Dame											
at Duke											
VIRGINIA											
at NC State											

*indicates start

Joseph's Season and Career Highs

Points

Season and Career: 14 vs. Holy Cross

FG Made

Season and Career: 5 vs. California, at Villanova, Clemson

FG Attempted

Season and Career: 13 at Villanova, Clemson

3-Point FGM

Season and Career: 2 at Michigan

3-Point FGA

Season and Career: 5 at Michigan, vs. St. John's

FT Made

Season and Career: 9 vs. Boston College

FT Attempted

Season and Career: 11 vs. Boston College

Rebounds

Season and Career: 7 vs. Holy Cross, at Michigan

Off. Rebounds

Season and Career: 2 vs. Holy Cross, St. John's

Def. Rebounds

Season and Career: 6 at Michigan

Assists

Season and Career: 10 at Villanova

Blocks

Season and Career: 1 at Michigan, vs. Cornell

Steals

Season and Career: 4 vs. Long Beach State

Minutes

Season and Career: 45 at Villanova



The Tisdale Award

Kaleb Joseph is one of 22 candidates on the 2015 Wayman Tisdale Freshman of the Year Award Watch List. The list was announced by the U.S. Basketball Writers Association on November 25.

The Tisdale Award, which recognizes the top freshman in college basketball, was renamed to honor Wayman Tisdale beginning in 2011.

The award is to be presented at the Devon Energy College Basketball Awards on April 14, 2015.

Joseph's Career Statistics

Year	G		TOTAL			3-PTS			REBOUNDS														
	G	GS	FG	FGA	Pct	3FG	3FGA	Pct	FT	FTA	Pct	O	D	Tot	Avg	PF	FO	A	TO	Blk	Stl	Pts	Avg
2014-15	19	19	50	129	.388	4	22	.182	30	41	.732	9	41	50	2.6	36	0	94	49	2	23	134	7.1



• CUSE.COM •





- Will miss the remainder of the season after suffering a torn ACL in his right knee against Florida State.
- Named to the Tisdale Award Watch List.
- Ranks 14th in the ACC in rebounding (6.9 rpg.), sixth in steals (1.69) and third in blocked shots (2.06).
- Recorded a double-double with 16 points and a team-high 11 rebounds in season opener against Kennesaw State.
- One of two players to reach double figures in scoring against Hampton with 13 points.
- Posted 12 points and a season-high five blocks against California.
- Led the team with a season-high 20 points against Iowa and was named to the 2K Classic All-Tournament Team.
- Was 6-for-7 from the floor and 5-for-6 from the free throw line for 17 points against Loyola.
- Posted his second double-double of the season with 14 points and a season-high 13 rebounds against Holy Cross.
- Recorded his second consecutive double-double and third of the season at Michigan with 10 points and a game-high 12 rebounds.
- Scored 13 points and tied his season high with three steals against St. John's.

McCullough Game-by-Game 2014-15

Opponent	MP	FG	3PT	FT	REB	F	A	T	B	S	TP
KENNESAW STATE*	29	6-14	0-0	4-7	11	2	2	1	1	3	16
HAMPTON*	27	4-7	0-0	5-8	4	4	1	1	3	0	13
vs. California*	38	5-8	1-1	1-4	6	4	1	3	5	3	12
vs. Iowa*	39	7-12	0-0	6-8	9	2	2	3	3	1	20
LOYOLA*	29	6-7	0-0	5-6	7	2	1	2	1	2	17
HOLY CROSS*	35	7-11	0-0	0-1	13	2	0	4	2	2	14
at Michigan*	39	5-8	0-0	0-0	12	4	3	3	1	1	10
ST. JOHN'S*	40	5-12	0-0	3-10	8	3	1	4	3	3	13
LOUISIANA TECH*	26	1-6	0-0	3-4	6	5	2	2	3	3	5
at Villanova*	25	0-4	0-0	3-4	5	5	1	4	0	1	3
COLGATE*	26	1-6	0-0	2-6	8	2	1	2	4	2	4
LONG BEACH STATE*	23	1-3	0-0	5-6	2	1	2	2	1	2	7
CORNELL*	24	3-4	0-0	0-1	7	0	0	1	2	2	6
at Virginia Tech*	18	1-2	0-0	0-0	7	2	1	1	3	0	2
at Georgia Tech*	24	1-7	0-0	1-4	4	2	0	1	0	2	3
FLORIDA STATE*	8	1-2	0-0	2-2	1	1	0	1	1	0	4
WAKE FOREST	DNP										
at Clemson	DNP										
BOSTON COLLEGE	DNP										
MIAMI											
at North Carolina											
VIRGINIA TECH											
at Pittsburgh											
at Boston College											
DUKE											
LOUISVILLE											
PITTSBURGH											
at Notre Dame											
at Duke											
VIRGINIA											
at NC State											

*indicates start

McCullough's Season and Career Highs Points

Season and Career: 20 vs. Iowa

FG Made

Season and Career: 7 vs. Iowa, Holy Cross

FG Attempted

Season and Career: 14 vs. Kennesaw State

3-Point FGM

Season and Career: 1 vs. California

3-Point FGA

Season and Career: 1 vs. California

FT Made

Season and Career: 6 vs. Iowa

FT Attempted

Season and Career: 10 vs. St. John's

Rebounds

Season and Career: 13 vs. Holy Cross

Off. Rebounds

Season and Career: 5 vs. Kennesaw State

Def. Rebounds

Season and Career: 11 vs. Holy Cross

Assists

Season and Career: 3 vs. Loyola, at Michigan

Blocks

Season and Career: 5 vs. California

Steals

Season and Career: 3 vs. Kennesaw State, California, St. John's, Louisiana Tech

Minutes

Season and Career: 40 vs. St. John's



The Tisdale Award

Chris McCullough is one of 22 candidates on the 2015 Wayman Tisdale Freshman of the Year Award Watch List. The list was announced by the U.S. Basketball Writers Association on November 25.

The Tisdale Award, which recognizes the top freshman in college basketball, was renamed to honor Wayman Tisdale beginning in 2011.

The award is to be presented at the Devon Energy College Basketball Awards on April 14, 2015.

McCullough's Career Statistics

Year	G	GS	TOTAL			3-PTS						REBOUNDS													
			FG	FGA	Pct	3FG	3FGA	Pct	FT	FTA	Pct	O	D	Tot	Avg	PF	FO	A	TO	Blk	Stl	Pts	Avg		
2014-15	16	16	54	113	.478	1	1	1.000	40	71	.563	36	74	110	6.9	41	2	18	35	33	27	149	9.3		



• NEW YORK'S COLLEGE TEAM •





- Made his Orange debut in season opener against Kennesaw State.
- Scored a season-high four points against Loyola. Also had three rebounds against the Greyhounds.
- Tied his season-high with four points against Holy Cross.
- Pulled down a career-high four rebounds against Boston College.

Obokoh Game-by-Game 2014-15

Opponent	MP	FG	3PT	FT	REB	F	A	T	B	S	TP
KENNESAW STATE	11	1-1	0-0	0-0	3	4	0	0	1	3	2
HAMPTON	1	0-0	0-0	0-0	0	0	0	0	0	0	0
vs. California	DNP										
vs. Iowa	DNP										
LOYOLA	12	2-2	0-0	0-0	3	2	1	1	1	0	4
HOLY CROSS	6	1-1	0-0	2-2	1	2	0	0	0	0	4
at Michigan	DNP										
ST. JOHN'S	DNP										
LOUISIANA TECH	DNP										
at Villanova	1	0-0	0-0	0-0	0	0	0	0	0	0	0
COLGATE	7	0-0	0-0	0-0	3	0	1	0	0	0	0
LONG BEACH STATE	DNP										
CORNELL	DNP										
at Virginia Tech	DNP										
at Georgia Tech	DNP										
FLORIDA STATE	5	0-1	0-0	0-0	1	4	0	0	0	0	0
WAKE FOREST	DNP										
at Clemson	DNP										
BOSTON COLLEGE	16	0-1	0-0	0-0	4	2	0	0	1	0	0
MIAMI											
at North Carolina											
VIRGINIA TECH											
at Pittsburgh											
at Boston College											
DUKE											
LOUISVILLE											
PITTSBURGH											
at Notre Dame											
at Duke											
VIRGINIA											
at NC State											

Obokoh's Season and Career Highs

Points

Season and Career: 4 vs. Loyola, Holy Cross

FG Made

Season and Career: 2 vs. Loyola

FG Attempted

Season and Career: 2 vs. Loyola

3-Point FGM

Season and Career: 0

3-Point FGA

Season and Career: 0

FT Made

Season and Career: 2 vs. Holy Cross

FT Attempted

Season and Career: 2 vs. Holy Cross

Rebounds

Season and Career: 4 vs. Boston College

Off. Rebounds

Season and Career: 2 vs. Kennesaw State, Boston College

Def. Rebounds

Season and Career: 2 vs. Loyola, Colgate, Boston College

Assists

Season and Career: 1 vs. Loyola, Colgate

Blocks

Season and Career: 1 vs. Kennesaw State, Loyola, Boston College

Steals

Season and Career: 3 vs. Kennesaw State

Minutes

Season and Career: 16 vs. Boston College

Obokoh's Career Statistics

Year	G	GS	TOTAL			3-PTS			REBOUNDS													Pts Avg
			FG	FGA	Pct	3FG	3FGA	Pct	FT	FTA	Pct	O	D	Tot	Avg	PF	FO	A	TO	Blk	Stl	
2014-15	8	0	4	6	.667	0	0	.000	2	2	1.000	8	7	15	1.9	14	0	2	1	3	3	10 1.3





- Posted career highs in assists (4), steals (2) and blocks (1) in season opener against Kennesaw State.
- Tied his career highs with four assists and two steals against Loyola.
- Scored a career-high 13 points against Colgate. Also tied his career best with four assists against the Raiders.
- Tied his career high with two steals against Cornell.

Patterson Game-by-Game 2014-15

Opponent	MP	FG	3PT	FT	REB	F	A	T	B	S	TP
KENNESAW STATE	23	2-9	1-4	0-0	2	1	4	1	1	2	5
HAMPTON	4	0-2	0-2	0-0	1	0	0	0	0	0	0
vs. California	10	0-1	0-1	0-0	1	0	1	1	0	0	0
vs. Iowa	3	0-1	0-1	0-0	0	0	0	0	0	0	0
LOYOLA	14	1-3	0-1	0-0	0	3	4	1	0	2	2
HOLY CROSS	7	0-1	0-1	0-0	0	0	1	0	0	0	0
at Michigan	5	0-1	0-1	0-0	0	0	0	0	0	0	0
ST. JOHN'S	17	2-9	1-7	0-0	0	2	3	1	0	0	5
LOUISIANA TECH	DNP										
at Villanova	DNP										
COLGATE	22	5-9	3-6	0-0	2	1	4	2	0	2	13
LONG BEACH STATE	10	0-1	0-1	0-0	2	1	1	0	0	0	0
CORNELL	15	0-3	0-3	0-0	0	0	3	1	0	2	0
at Virginia Tech	21	3-9	0-4	2-6	2	2	3	0	1	0	8
at Georgia Tech	16	0-2	0-1	0-0	0	0	2	0	2	1	0
FLORIDA STATE	9	1-4	1-3	0-0	1	0	2	0	0	0	3
WAKE FOREST	23	1-6	1-3	0-2	0	1	1	1	0	1	3
at Clemson	7	0-3	0-2	0-0	1	5	1	0	0	0	0
BOSTON COLLEGE	8	1-1	0-0	0-0	0	0	0	0	0	0	2
MIAMI											
at North Carolina											
VIRGINIA TECH											
at Pittsburgh											
at Boston College											
DUKE											
LOUISVILLE											
PITTSBURGH											
at Notre Dame											
at Duke											
VIRGINIA											
at NC State											

Patterson's Season and Career Highs

Points

Season: 13 vs. Colgate

Career: 13 vs. Colgate, 2014-15

FG Made

Season: 5 vs. Colgate

Career: 5 vs. Colgate, 2014-15

FG Attempted

Season: 9 vs. Kennesaw State, St. John's, Colgate, at Virginia Tech

Career: 12 vs. Binghamton, 2013-14

3-Point FGM

Season: 3 vs. Colgate

Career: 3 vs. Colgate, 2014-15

3-Point FGA

Season: 7 vs. St. John's

Career: 7 vs. St. John's, 2014-15

FT Made

Season: 2 at Virginia Tech

Career: 2 at Virginia Tech, 2014-15

FT Attempted

Season: 6 at Virginia Tech

Career: 6 at Virginia Tech, 2014-15

Rebounds

Season: 2 vs. Kennesaw State, Colgate, Long Beach State, at Virginia Tech

Career: 4 vs. Binghamton, 2013-14

Off. Rebounds

Season: 2 at Virginia Tech

Career: 4 vs. Binghamton, 2013-14

Def. Rebounds

Season: 2 vs. Long Beach State

Career: 2 vs. Long Beach State, 2014-15

Assists

Season: 4 vs. Kennesaw State, Loyola, Colgate

Career: 4 vs. Kennesaw State, Loyola, Colgate, 2014-15

Blocks

Season: 2 at Georgia Tech

Career: 2 at Georgia Tech, 2014-15

Steals

Season: 2 vs. Kennesaw State, Loyola, Colgate, Cornell

Career: 2 vs. Kennesaw State, Loyola, Colgate, Cornell, 2014-15

Minutes

Season: 23 vs. Kennesaw State, Wake Forest

Career: 23 vs. Kennesaw State, Wake Forest, 2014-15

Patterson's Career Statistics

Year	G	GS	TOTAL			3-PTS			FT	FTA	Pct	REBOUNDS				PF	FO	A	TO	Blk	Stl	Pts	Avg
			FG	FGA	Pct	3FG	3FGA	Pct				O	D	Tot	Avg								
2013-14	10	0	11	29	.379	6	19	.316	0	3	.000	6	1	7	0.7	4	0	5	3	0	4	28	2.8
2014-15	17	0	16	65	.246	7	41	.171	2	8	.250	4	8	12	0.7	16	1	30	8	4	10	41	2.4
Totals	27	0	27	94	.287	13	60	.217	2	11	.182	10	9	19	0.7	20	1	35	11	4	14	69	2.6





- Ranks 13th in the ACC in rebounding (6.9 rpg.) and tied for eighth in offensive rebounds (2.81).
- Recorded first career double-double with 10 points and 10 rebounds in the season opener against Kennesaw State.
- Returned to the lineup against Michigan after missing two games with an injury.
- Posted career highs in points (14) and rebounds (17) for his second career double-double. His 11 offensive rebounds was a personal best.
- Was 5-for-5 from the floor and 1-for-1 from the free throw line for 11 points at Villanova.
- Blocked a career-high two shots against Long Beach State.
- Tied his career high with 17 rebounds at Virginia Tech. Also recorded 11 points for his third career double-double.
- Returned to the starting lineup against Wake Forest and pulled down 10 rebounds.
- Led the team with 13 rebounds at Clemson.
- One of five players to reach double figures in scoring against Boston College with 10 points. Also blocked a career-high three shots against the Eagles.

Roberson Game-by-Game 2014-15

Opponent	MP	FG	3PT	FT	REB	F	A	T	B	S	TP
KENNESAW STATE*	27	5-14	0-1	0-1	10	0	1	2	0	2	10
HAMPTON*	16	3-6	0-0	1-1	2	1	2	1	0	0	7
vs. California*	23	2-7	0-1	0-0	3	0	0	1	0	1	4
vs. Iowa*	17	2-6	0-0	1-1	5	2	0	0	1	1	5
LOYOLA	DNP										
HOLY CROSS	DNP										
at Michigan	12	2-5	0-0	1-1	1	0	0	1	0	1	5
ST. JOHN'S	DNP										
LOUISIANA TECH	33	7-13	0-0	0-2	17	2	1	1	1	2	14
at Villanova	29	5-5	0-0	1-1	3	3	1	3	1	0	11
COLGATE	20	2-4	0-0	2-2	3	1	1	0	0	1	6
LONG BEACH STATE	20	3-6	0-0	0-0	3	2	1	0	2	0	6
CORNELL	22	1-6	0-0	2-2	5	0	2	1	0	0	4
at Virginia Tech	30	4-7	0-0	3-4	17	2	1	2	0	0	11
at Georgia Tech	20	1-3	0-0	0-0	4	4	1	3	0	0	2
FLORIDA STATE	32	1-5	0-0	3-4	9	1	0	1	0	0	5
WAKE FOREST*	44	3-11	0-1	0-0	10	2	3	0	0	1	6
at Clemson*	36	2-6	0-0	0-0	13	2	0	2	0	2	4
BOSTON COLLEGE*	35	3-8	0-0	4-6	6	1	3	0	3	1	10
MIAMI											
at North Carolina											
VIRGINIA TECH											
at Pittsburgh											
at Boston College											
DUKE											
LOUISVILLE											
PITTSBURGH											
at Notre Dame											
at Duke											
VIRGINIA											
at NC State											

*indicates start

Roberson's Season and Career Highs

Points

Season: 14 vs. Louisiana Tech

Career: 14 vs. Louisiana Tech, 2014-15

FG Made

Season: 7 vs. Louisiana Tech

Career: 7 vs. Louisiana Tech, 2014-15

FG Attempted

Season: 14 vs. Kennesaw State

Career: 14 vs. Kennesaw State, 2014-15

3-Point FGM

Season: 0

Career: 0

3-Point FGA

Season: 1 vs. Kennesaw State, California, Wake Forest

Career: 2 vs. Fordham, 2013-14

FT Made

Season: 4 vs. Boston College

Career: 4 vs. Boston College, 2014-15; vs. Binghamton, 2013-14

FT Attempted

Season: 6 vs. Boston College

Career: 6 vs. Boston College, 2014-15

Rebounds

Season: 17 vs. Louisiana Tech, at Virginia Tech

Career: 17 vs. Louisiana Tech, at Virginia Tech, 2014-15

Off. Rebounds

Season: 11 vs. Louisiana Tech

Career: 11 vs. Louisiana Tech, 2014-15

Def. Rebounds

Season: 9 at Virginia Tech

Career: 9 at Virginia Tech, 2014-15

Assists

Season: 3 vs. Wake Forest, Boston College

Career: 3 vs. Wake Forest, Boston College, 2014-15

Blocks

Season: 3 vs. Boston College

Career: 3 vs. Boston College, 2014-15

Steals

Season: 2 vs. Kennesaw State, at Clemson

Career: 2 vs. Kennesaw State, at Clemson, 2014-15

Minutes

Season: 44 vs. Wake Forest

Career: 44 vs. Wake Forest, 2014-15

Roberson's Career Statistics

Year	G	GS	TOTAL			3-PTS			REBOUNDS														
			FG	FGA	Pct	3FG	3FGA	Pct	FT	FTA	Pct	O	D	Tot	Avg	PF	FO	A	TO	Blk	Stl	Pts	Avg
2013-14	20	1	14	47	.298	0	5	.000	15	22	.682	14	24	38	1.9	17	0	5	7	4	4	43	2.2
2014-15	16	6	46	112	.411	0	3	.000	18	25	.720	45	66	111	6.9	23	0	17	18	8	12	110	6.9
Totals	36	7	60	159	.377	0	8	.000	33	47	.702	59	90	149	4.1	40	0	22	25	12	16	153	4.3



• CUSE.COM •



2014-15 Record Breakdown

Record	Overall	ACC	ACCT
SU overall	14-5	5-1	
SU at home	11-1	3-0	
SU on the road	2-3	2-1	
SU at neutral sites	1-1		
SU in overtime			
After a loss	4-1	1-0	
SU scores first	9-4	3-1	
Opponent scores first	5-1	2-0	

Halftime	Overall	ACC	ACCT
SU led at the half	13-2	4-0	
SU trailed at the half	1-3	1-1	
Tied at the half			

Rebounding	Overall	ACC	ACCT
SU outrebounded Opp.	10-2	3-0	
SU was outrebounded	4-2	2-1	
Rebounds were equal	0-1		
SU 36-or-more rebounds	11-3	4-0	
SU 35-or-less rebounds	3-2	1-1	
SU 21-or-more def rebounds	13-4	5-0	
SU 20-or-less def. rebounds	1-1	0-1	
SU 11-or-more off. rebounds	10-3	4-1	
SU 10-or-less off. rebounds	4-2	1-0	

Field Goal Percentage	Overall	ACC	ACCT
SU shot 50-60% FG	2-1		
SU shot 40-50% FG	9-1	2-0	
SU shot 30-40% FG	3-3	3-1	
Opp. shot 50-60% FG			
Opp. shot 40-50% FG	4-3	1-1	
Opp. shot 30-40% FG	7-2	3-0	
Opp. shot 20-30% FG	2-0	1-0	
Opp. shot 10-20% FG	1-0		
SU outshot Opp. FG%	9-3	2-0	
Opp. outshot SU FG%	5-2	3-1	

Free Throw Percentage	Overall	ACC	ACCT
SU outshot Opp. FT%	8-2	1-1	
Opp. outshot SU FT%	6-3	4-0	
SU shot more FT	11-1	4-0	
Opp. shot more FT	3-4	1-1	
Free throws shot were equal			

Scoring	Overall	ACC	ACCT
SU scored 90-99 pts.			
SU scored 80-89 pts.	3-0	1-0	
SU scored 70-79 pts.	5-1	1-0	
SU scored 60-69 pts.	5-1	2-0	
SU scored 50-59 pts.	0-3	0-1	
SU scored 40-49 pts.	1-0	1-0	
Opp. scored 80-89 pts.	1-1	1-0	
Opp. scored 70-79 pts.	0-1		
Opp. scored 60-69 pts.	5-3	2-1	
Opp. scored 50-59 pts.	1-0	1-0	
Opp. scored 40-49 pts.	6-0	1-0	
Opp. scored 30-39 pts.	1-0		

By Starting Lineup	Overall	ACC	ACCT
Joseph, Cooney, Gbinije	2-1	2-1	
Roberson, Christmas			
Joseph, Cooney, Gbinije	7-2	3-0	
McCullough, Christmas			
Joseph, Cooney, Johnson	2-1		
McCullough, Christmas			
Joseph, Cooney, McCullough,	3-1		
Roberson, Christmas			

Turnovers	Overall	ACC	ACCT
SU 10-or-less turnovers	6-1	4-1	
SU 11-20 turnovers	8-4	1-0	
SU 21-or-more turnovers			
Opp. 10-or-less turnovers	1-3	1-1	
Opp. 11-20 turnovers	12-2	4-0	
Opp 21-or-more turnovers	1-0		

SU Players' Scoring	Overall	ACC	ACCT
Six in double digits			
Five in double digits	2-1	1-0	
Four in double digits	2-1	1-0	
Three in double digits	6-3	1-1	
Two in double digits	2-0	1-0	
One in double digits	1-0		
Three with 20-or-more points			
Two with 20-or-more points	1-0		
One with 20-or-more points	7-1	2-1	
One with 30-or-more points	1-0	1-0	

Games Decided By . . .	Overall	ACC	ACCT
0-5 points	5-1	3-0	
6-10 points	1-0	1-0	
11-15 points	1-3	1-1	
16 or more points	7-1		

By Month	Overall	ACC	ACCT
November	5-1		
December	4-3		
January	5-1	5-1	
February			
March			

By Day	Overall	ACC	ACCT
Monday	1-0		
Tuesday	3-1	2-0	
Wednesday	2-0	1-0	
Thursday	0-1		
Friday	3-0		
Saturday	1-3	1-1	
Sunday	4-0	1-0	

By Live Television	Overall	ACC	ACCT
CBS			
ESPN	0-1		
ESPN2	1-2		
ESPNU	9-0	3-0	
ESPN3	2-0		
RSN	1-0	1-0	
ACCN	1-1	1-1	
Fox Sports 1	0-1		

By Conference	Overall
ACC (at Virginia Tech, at Georgia Tech, Florida State, Wake Forest, at Clemson, Boston College)	5-1
Atlantic Sun (Kennesaw State)	1-0
BIG EAST (at Villanova, St. John's)	0-2
Big 10 (vs. Iowa, at Michigan)	1-1
Big West (Long Beach)	1-0
Conference USA (Louisiana Tech)	1-0
Ivy League (Cornell)	1-0
Mid-Eastern Athletic (Hampton)	1-0
PAC 12 (vs. California)	0-1
Patriot League (Colgate, Loyola, Holy Cross)	3-0

By Uniform	Overall	ACC	ACCT
White	11-1	3-0	
Orange	3-4	2-1	



Syracuse Individual Highs

Games Played:

19 – Christmas, Cooney, Joseph

Games Started:

19 – Christmas, Cooney, Joseph

Points in a Half:

17 – Cooney (2nd), Louisiana Tech; Christmas (2nd), Hampton

Game Points:

25 – Cooney, Louisiana Tech; Christmas, Holy Cross

Minutes Played:

40 – Cooney (4), Boston College, at Virginia Tech, Long Beach, Louisiana Tech; Christmas (2) at Clemson, St. John's; Gbinije (3), Boston College, Florida State, Long Beach; Joseph (2), Louisiana Tech, at Michigan; McCullough, St. John's

Minutes Played (overtime game):

45 -- Cooney (2), Wake Forest, at Villanova; Christmas, Wake Forest; Joseph at Villanova

Game FG Attempted:

21 – Cooney at Virginia Tech

Game FG Attempted (overtime game):

21 – Christmas, Wake Forest

Game FG Made:

10 – Christmas at Clemson; Gbinije, Long Beach

Game FG Made (overtime game):

13 – Christmas, Wake Forest

Game FG Percentage (min. 5 made)

.857 (6-7) – McCullough, Loyola

Game FG Percentage (min. 5 made-overtime game)

1.000 (5-5) -- Roberson at Villanova

Game FT Attempted:

11 – Joseph, Boston College; Christmas, Long Beach

Game FT Attempted (overtime game):

12 – Christmas, Wake Forest

Game FT Made:

9 – Joseph, Boston College; McCullough, Holy Cross

Game FT Made (overtime game):

9 – Rakeem Christmas, Wake Forest

Game FT Percentage (min. 5 made):

1.000 (5-5) – Cooney, Louisiana Tech

Game 3 pt. FG Attempted:

13 – Cooney at Virginia Tech

Game 3 pt. FG Made:

7 – Cooney (4), Florida State

Game 3 pt. FG Percentage (min. 3 made)

.667 (4-6) – Gbinije, Long Beach

Game Rebounds:

17 – Roberson at Virginia Tech, Louisiana Tech

Game Assists:

8 – Joseph vs. Iowa

Game Assists (overtime game):

10 – Joseph at Villanova

Game Steals:

4 – Joseph, Long Beach

Game Steals (overtime):

4 – Cooney, Wake Forest

Blocked Shots:

6 – Christmas, Loyola

Turnovers

8 – Joseph, Louisiana Tech

Game Fouls:

5 – Christmas (2), Boston College, vs. California; Gbinije, St. John's; McCullough, Louisiana Tech; Patterson at Clemson

Game Fouls (overtime game):

5 – Christmas at Villanova; Gbinije at Villanova; McCullough at Villanova

Led SU in Scoring:

Christmas (10^{1 shared}), Cooney (5), Gbinije (4^{3 shared}), Joseph (1^{1 shared}), McCullough (1)

Double-Figure Scoring Games:

Christmas (18), Cooney (13), Gbinije (12), McCullough (8), Joseph (5), Roberson (5), Johnson, Patterson

20-29-point Games:

Cooney (5), Christmas (4), McCullough (1)

30-39-point Games:

Christmas (1)

Scored First:

Christmas (7), Gbinije (3), Cooney (3), Joseph (3), McCullough (3)

Led SU in Rebounding:

Christmas (7^{1 shared}), Gbinije (4), McCullough (4), Johnson (2^{1 shared}), Roberson (3)

Double-Figure Rebounding Games:

Christmas (6), Roberson (5), McCullough (3), Gbinije (2)

Double-Doubles:

Christmas (6), Roberson (4), McCullough (3), Gbinije (2), Joseph

Led SU in Assists:

Joseph (15^{3 shared}), Gbinije (5^{3 shared}), Cooney (4^{3 shared}), Patterson (2^{2 shared}), McCullough (1^{1 shared})

Double-Figure Assist Games:

Joseph (1)

Largest Lead:

48, (87-39), Kennesaw State

Largest Margin of Victory:

47 (89-42), Kennesaw State

Largest Margin of Defeat:

14, (73-59), vs. California

Largest Deficit:

22, (37-15) at Clemson

Deficit Overcome in a Win:

10, (14-4), Long Beach

Largest Lead in a Loss:

15 (41-26) at Villanova

Largest Halftime Lead:

30 (43-13), Colgate

Largest Halftime Deficit:

21 (39-18) at Clemson



Team Highs and Lows

Syracuse Highs

Points	89	Kennesaw State
Points – First Half	44	Lon Beach
Points – Second Half	53	Kennesaw State
Points -- Overtime	15	Wake Forest
Field Goals Made	36	Kennesaw State
Field Goal Attempts	75	Kennesaw State
Field Goal %	.577 (30-52)	Long Beach
3-Point FG Made	10	Florida State
	10	Colgate
3-Point FG Attempts	22	St. John's
3-Point FG %	.588 (10-17)	Florida State
Free Throws Made	20	Holy Cross
Free Throw Attempts	25	Holy Cross
Free Throw Attempts -- Overtime	26	Wake Forest
Free Throw %	.800 (20-25)	Holy Cross
Offensive Rebounds	35	Kennesaw State
Defensive Rebounds	35	Holy Cross
Rebounds	56	Kennesaw State
Assists	22	Long Beach
Steals	15	Kennesaw State
Blocked Shots	9	Loyola
Turnovers	19	at Michigan
Turnovers -- Overtime	20	at Villanova
Fouls	17	Louisiana Tech
	17	St. John's
Fouls -- Overtime	27	at Villanova

Opponent Highs

Points	73	vs. California
Points -- Overtime	83	Wake Forest
Points – 1st Half	39	at Clemson
Points – 1st Half -- Overtime Game	36	Wake Forest
Points – 2nd Half	43	at Virginia Tech
Points -- Overtime	13	at Villanova
Field Goals Made	27	Long Beach
Field Goals Made -- Overtime Game	30	Wake Forest
Field Goal Attempts	65	at Michigan
Field Goal %	.473 (26-55)	vs. Holy Cross
Field Goal % -- Overtime Game	.484 (30-62)	Wake Forest
3-Point FG Made	11	at Michigan
3-Point FG Attempts	33	at Michigan
3-Point FG %	.563 (9-16)	vs. California
Free Throws Made	20	St. John's
Free Throws Made -- Overtime	26	at Villanova
Free Throw Attempts	27	Boston College
Free Throw Attempts -- Overtime	32	at Villanova
Free Throw %	.875 (7-8)	Long Beach
Offensive Rebounds	19	at Georgia Tech
Defensive Rebounds	31	vs. California
Defensive Rebounds -- Overtime Game	32	Wake Forest
Rebounds	43	at Georgia Tech
Assists	20	vs. California
Assists -- Overtime Game	20	Wake Forest
Steals	10	Louisiana Tech
	10	Holy Cross
Steals -- Overtime	12	at Villanova
Blocked Shots	8	Louisiana Tech
Turnovers	25	Kennesaw State
Fouls	23	at Virginia Tech

Syracuse Lows

Points	46	at Georgia Tech
Points – First Half	18	at Clemson
Points – Second Half	18	at Georgia Tech
Points -- Overtime	8	at Villanova
Field Goals Made	18	at Georgia Tech
Field Goal Attempts	48	at Michigan
Field Goal %	.346 (18-52)	at Georgia Tech
3-Point FG Made	0	Holy Cross
3-Point FG Attempts	9	Georgia Tech
3-Point FG Attempts -- Overtime	12	at Villanova
3-Point FG %	.000 (0-14)	Loyola
Free Throws Made	6	at Georgia Tech
Free Throw Attempts	10	at Georgia Tech
Free Throw %	.500 (10-20)	St. John's
Offensive Rebounds	8	Boston College
	8	Cornell
Offensive Rebounds -- Overtime	8	at Villanova
Defensive Rebounds	18	at Clemson
Rebounds	33	at Georgia Tech
	33	Cornell
Rebounds -- Overtime	30	at Villanova
Assists	7	at Clemson
	7	vs. California
Steals	4	Boston College
	4	Hampton
Blocked Shots	0	at Clemson
Blocked Shots -- Overtime	2	Wake Forest
Turnovers	6	Colgate
Fouls	8	Cornell
	8	Colgate

Opponent Lows

Points	37	Loyola
Points – 1st Half	12	Cornell
Points – 2nd Half	18	at Georgia Tech
Points -- Overtime	12	Wake Forest
Field Goals Made	10	Loyola
Field Goal Attempts	51	Boston College
Field Goal %	.192 (10-52)	Loyola
3-Point FG Made	2	Florida State
3-Point FG Made -- Overtime	4	at Villanova
3-Point FG Attempts	16	Florida State
	16	St. John's
	16	Holy Cross
3-Point FG Attempts -- Overtime	16	at Villanova
3-Point FG %	.125 (2-16)	Florida State
Free Throws Made	2	Cornell
	2	Colgate
Free Throw Attempts	5	Cornell
Free Throw %	.375 (3-8)	Hampton
Offensive Rebounds	7	vs. California
	7	Holy Cross
Defensive Rebounds	14	at Michigan
Rebounds	26	Kennesaw State
Assists	7	Loyola
Steals	1	at Virginia Tech
Blocked Shots	0	Hampton
Turnovers	7	at Michigan
Fouls	12	at Georgia Tech

Game-by-Game Statistics

Opponent	Score	TOTAL		3-PTS		FT-FTA	Pct	REBOUNDS		PF	A	TO	Blk	Stl
		FG-FGA	Pct	3FG-FGA	Pct			Off-Def	Tot					
Syracuse	W, 89-42	36-75	.480	4-15	.267	13-20	.650	25-31	56	15	21	11	6	15
Kennesaw State		17-52	.327	5-21	.238	3-6	.500	7-19	26	19	11	25	2	4
Syracuse	W, 65-47	22-53	.415	5-18	.278	16-23	.695	11-27	38	13	14	10	4	4
Hampton		20-53	.377	4-19	.211	3-8	.375	9-23	32	22	8	15	0	6
Syracuse	L, 59-73	23-62	.371	4-15	.267	9-16	.563	12-23	35	15	7	12	8	11
vs. California		26-55	.473	8-18	.444	13-17	.765	7-31	38	15	20	15	5	6
Syracuse	W, 66-63	25-60	.417	3-15	.200	13-19	.684	14-23	37	16	17	14	5	10
vs. Iowa		22-55	.400	6-21	.286	13-20	.650	13-25	38	16	16	18	6	6
Syracuse	W, 70-37	27-52	.519	2-12	.167	14-24	.583	9-31	40	15	20	12	9	10
Loyola (Md.)		10-52	.192	7-28	.250	10-19	.526	15-21	36	20	7	19	2	5
Syracuse	W, 72-48	26-56	.464	0-14	.000	20-25	.800	15-35	50	15	11	15	6	9
Holy Cross		15-56	.268	3-16	.188	15-21	.714	11-18	29	19	9	13	4	10
Syracuse	L, 63-66	24-48	.500	6-17	.353	11-14	.786	10-26	36	15	13	19	5	5
at Michigan		25-65	.385	11-33	.333	7-12	.583	17-14	31	14	19	7	1	7
Syracuse	L, 57-69	22-56	.393	3-22	.136	10-20	.500	15-25	40	17	17	12	6	7
St. Johns		20-53	.377	9-16	.563	20-25	.800	12-26	38	16	12	10	7	7
Syracuse	W, 71-69	26-62	.419	5-12	.417	14-19	.737	20-20	40	17	15	17	6	10
Louisiana Tech		24-53	.453	5-17	.294	16-23	.696	11-19	30	18	13	17	8	10
Syracuse	L, 77-82 OT	30-61	.492	4-12	.333	13-18	.722	8-22	30	27	19	20	3	11
at Villanova		26-62	.419	4-16	.250	26-32	.813	15-21	36	17	17	18	4	12
Syracuse	W, 78-43	28-60	.467	10-20	.500	12-21	.571	12-28	40	8	19	6	6	10
Colgate		19-55	.345	3-23	.130	2-3	.667	9-25	34	14	10	18	1	4
Syracuse	W, 85-67	30-52	.577	7-12	.583	18-24	.750	9-23	32	9	22	13	5	9
Long Beach		27-59	.458	6-23	.261	7-8	.875	10-17	27	20	15	15	1	8
Syracuse	W, 61-44	25-52	.481	4-12	.333	7-11	.636	8-25	33	8	16	14	5	12
Cornell		19-55	.345	4-22	.182	2-5	.400	12-22	34	14	13	18	3	8
Syracuse	W, 68-66	23-59	.390	6-21	.286	16-28	.571	15-27	42	18	15	8	7	5
at Virginia Tech		22-56	.393	10-25	.400	12-17	.706	11-23	34	23	14	11	3	1
Syracuse	W, 46-45	18-52	.346	4-9	.444	6-10	.600	11-22	33	13	13	12	5	7
at Georgia Tech		15-57	.263	3-17	.176	12-15	.800	19-24	43	12	9	14	4	6
Syracuse	W, 70-57	22-57	.386	10-17	.588	16-22	.727	11-28	39	15	18	8	6	7
Florida State		21-53	.396	2-16	.125	13-21	.619	10-25	35	18	12	13	5	4
Syracuse	W, 86-83 OT	30-72	.417	9-21	.429	17-26	.654	15-24	39	15	20	8	2	10
Wake Forest		30-62	.484	9-25	.360	14-19	.737	11-32	43	21	20	13	3	5
Syracuse	L, 53-66	21-57	.368	2-15	.133	9-14	.643	12-18	30	15	7	9	0	5
at Clemson		23-51	.451	8-20	.400	12-20	.600	13-27	40	13	12	10	1	5
Syracuse	W, 69-61	22-50	.440	4-11	.364	21-31	.677	8-29	37	17	16	8	5	4
Boston College		16-51	.314	10-29	.345	19-27	.704	10-25	35	24	15	10	3	3
Syracuse														
Miami														
Syracuse														
at North Carolina														
Syracuse														
Virginia Tech														
Syracuse														
at Pittsburgh														
Syracuse														
at Boston College														
Syracuse														
Duke														
Syracuse														
Louisville														
Syracuse														
Pittsburgh														
Syracuse														
at Notre Dame														
Syracuse														
at Duke														
Syracuse														
Virginia														
Syracuse														
at NC State														
SYRACUSE TOTALS		480-1,096	.438	92-290	.317	255-385	.662	240-487	727	283-8	300	228	99	161
OPPONENT TOTALS		397-1,055	.376	117-405	.289	219-318	.689	222-437	659	335-7	252	279	63	117



The Last Time That

Syracuse Individual

Scored 40 or more points:	Gerry McNamara, 43 vs. BYU (NCAA), 3/18/04
Scored 30 or more points:	Trevor Cooney, 33, Notre Dame, 2/4/14
Scored 30 or more points (overtime):	Rakeem Christmas, 35, Wake Forest, 1/3/15
Made 15 FGs:	Lawrence Moten, 15 at Villanova, 2/14/95
Made 9 3PT FGs:	Trevor Cooney, 9, Notre Dame, 11/30/12
Made 8 3PT FGs:	Gerry McNamara, 8 vs. Davidson, 12/18/05
Made 7 3PT FGs:	Trevor Cooney, 7, Florida State, 1/11/15
Made 17+ FTs:	Hakim Warrick, 18 vs. Rhode Island, 11/30/03
Made 15+ FTs:	Jonny Flynn, 16 vs. Connecticut (BET), 3/12/09
Made 10+ FTs:	Tyler Ennis, 10 at St. John's, 12/15/13
Made 10+ FTs (overtime):	Jerami Grant, 10 vs. Duke, 2/1/14
Had 30+ rebounds:	Frank Reddout, 34 vs. Temple, 2/9/52
Had 25+ rebounds:	Dave Bing, 25 vs Cornell, 2/8/66
Had 20+ rebounds:	Rick Jackson, 22, Detroit, 11/16/10
Had 15+ rebounds:	Tyler Roberson, 17, at Virginia Tech, 1/3/15
Had 15+ assists:	Michael Carter-Williams, 16, Monmouth, 12/8/12
Had 10+ assists:	Michael Carter-Williams, 14, vs. Seton Hall (BET), 3/13/13
Had 10+ assists (overtime)	Kaleb Joseph, 12/20/14 at Villanova
Had 8+ blocks:	Fab Melo, 10 vs. Seton Hall, 12/28/11
Had 5+ blocks:	Rakeem Christmas, 6, Loyola, 11/25/14
Had 5+ blocks (overtime):	Rakeem Christmas, 6, Duke, 2/1/14
Had 10 steals:	Todd Burgan vs. Colgate, 12/30/97
Had 8+ steals:	DeShaun Williams, 9 vs. Boston College, 3/3/02
Had 5+ steals:	Tyler Ennis (6) at Boston College, 1/13/14
Played 60+ minutes:	Jonny Flynn (67), Eric Devendorf, (61) vs. Connecticut (BET), 3/12/09
Played 50+ minutes:	Paul Harris (56), Andy Rautins (50) vs. Connecticut (BET), 3/12/09
Played 40+ minutes:	Rakeem Christmas and Trevor Cooney (45), Wake Forest, 1/13/15
Played 40 minutes (40 minute game):	Trevor Cooney, Michael Gbinije, Boston College, 1/20/15
Three players had a double-double (pts-rebs):	Donte Greene (19-13), Arinze Onuaku (17-14), Kristof Ongenaet (10-11 at Seton Hall, 3/5/08
Two players had a double-double	Chris McCullough (16 pts-11 rebs.) Tyler Roberson (10 pts.-10 rebs.), Hampton, 11/14/14
Two players had a double-double (pts-rebs)	Chris McCullough (16-11), Tyler Roberson (10-10), Hampton, 11/14/14
Had a double-double (pts-rebs):	Rakeem Christmas (21-10) at Clemson, 1/17/15
Had a double-double OT (pts-rebs):	Michael Gbinije (17-11), Wake Forest, 1/13/15
Had a double-double (pts-assists):	Michael Carter-Williams (15-12), Providence, 2/20/13
Had a double-double OT (pts-assists):	Kaleb Joseph (10-10) at Villanova, 12/20/14
Had a double-double (pts-blocks):	Fab Melo, (12-10) vs. Seton Hall, 12/28/11
Had a triple-double:	Allen Griffin, (14-11-10) vs. Pittsburgh, 2/27/01

Syracuse Team

Won in overtime:	86-83, Wake Forest, 1/13/15
Lost in overtime:	82-77 at Villanova, 12/20/14
Played two overtimes:	127-117 vs. Connecticut (BET), 3/12/09
Played three overtimes:	127-117 vs. Connecticut (BET), 3/12/09
Played six overtimes:	127-117 vs. Connecticut (BET), 3/12/09
Scored 100 points:	108, Monmouth, 12/8/12
Scored 90 points:	91, Duke (OT), 2/1/14
Scored less than 40 points:	39 at Georgetown, 3/9/13
Scored 53+ in a half:	54, Binghamton (1st), 12/7/13
Gave up 100 points:	117, vs. Connecticut (BET), 3/12/09
Gave up less than 50 points:	45, at Georgia Tech, 1/7/15
Gave up less than 40 points:	37, Loyola, 11/25/14
Shot over 60% FG:	.611 (33-54) at Providence, 1/4/12
Shot under 32% FG:	.314 (16-51), Boston College, 1/22/15
Held opponent under 32% FG:	.263 (15-57), at Georgia Tech, 1/7/15
Made 45+ FG:	47 vs. E. Tennessee State, 12/15/07
Made 15+ 3PT:	15 vs. E. Tennessee State, 12/15/07
Made 12+ 3PT:	13, Binghamton, 12/7/13
Did not make a 3PT:	Holy Cross, 11/28/14
Streak of 665 straight games with a 3-pointer ended 3/22/14	
Attempted 50 FT:	51 vs. Connecticut (BET), 3/12/09
Attempted 40 FT:	41 vs. California (NCAA), 3/23/13
Made 40 FT:	40 vs. Connecticut (BET), 3/12/09
Made 35 FT:	40 vs. Connecticut (BET), 3/12/09
Had 60+ rebounds:	63, Monmouth, 12/8/12
Had 50+ rebounds:	50 Holy Cross, 11/28/14
Had 30+ assists:	30, Monmouth, 12/8/12
Committed less than 10 turnovers:	8, Boston College, 1/20/15
Committed 25+ turnovers:	26 vs. E. Tennessee State, 12/15/07
Forced 30-or-more turnovers:	32, Albany, 11/9/09
Had 20+ steals:	21, Albany, 11/9/09
Had 15+ blocked shots:	15, Seton Hall, 12/28/11
One player had 30 points:	35, Rakeem Christmas, Wake Forest, 1/13/15
Four players had 20 points:	vs. Connecticut (BET), 3/12/09: Jonny Flynn (34), Paul Harris (29), Eric Devendorf (22), Andy Rautins (20)
Three players had 20 points:	vs. Connecticut (BET), 3/12/09: Jonny Flynn (34), Paul Harris (29), Eric Devendorf (22), Andy Rautins (20)
Two players had 20 points:	Long Beach, 12/28/14: Rakeem Christmas (24), Michael Gbinije (24)
Six players had 10+ points:	Monmouth, 12/8/12: Brandon Triche (18), Michael Carter-Williams (15), Trevor Cooney (15), C.J. Fair (14), James Southerland (14), Rakeem Christmas (11), DaJuan Coleman (11)
Five players had 10+ points:	Boston College, 1/21/15: Michael Gbinije (17), Trevor Cooney (15), Kaleb Joseph (13), Rakeem Christmas (12), Tyler Roberson (10)
Five players had 10+ points OT:	at Villanova, 12/20/14: Rakeem Christmas (18), Michael Gbinije (18), Trevor Cooney (17), Tyler Roberson (11), Kaleb Joseph (10)
Three players had 10+ rebounds:	Monmouth, 12/8/12: DaJuan Coleman (14), C.J. Fair (10), Baye Moussa Keita (10)
Two players had 10+ rebounds:	at Clemson, 1/17/15: Tyler Roberson (13), Rakeem Christmas (10)
Two players had 10+ reb. OT:	Boston College, 2/19/14: Rakeem Christmas (11), C.J. Fair (11)

Game Summaries

GAME 1

Syracuse vs. Kennesaw State
Nov. 14, 2014 | Carrier Dome
Syracuse, N.Y.
Officials: Tom Courtney, Doug Grant, Brandon Cruz
Attendance: 22,833

23/24

S

89

Score by Periods

1st

2nd

Total

Syracuse

36

53

89

Kennesaw State

16

26

42

KS

42

SYRACUSE, N.Y. - In its first regular season contest of the 2014-15 season, Syracuse defeated the Kennesaw State Owls, 89-42. Rakeem Christmas finished with 21 points while Chris McCullough (16 points, 11 rebounds) and Tyler Roberson (10 points, 10 rebounds) recorded double-doubles.

BJ Johnson (19 points), Roberson and Christmas finished with career-best point totals. Trevor Cooney knocked down 12 points, giving the Orange four double-digit scorers.

"Everyone is just being aggressive and sort of just going after everything. We do it in practice and it's carrying over to the games." - Rakeem Christmas

Syracuse was the aggressor on both ends of the court in the first half, driving for 28 points in the paint and picking up 14 fast-break points. The defense forced 16 turnovers and converted 14 points off the Kennesaw State mistakes. Rebounding well on both ends, the Orange finished the opening stanza with 15 offensive and 17 defensive rebounds for 32 total. Its offensive rebounding led to 16 second-chance points.

The Orange continued to attack the paint in the second half, recording another 22 points under the basket for 50 total in the game. Christmas netted 17 of his 21 points in the half and corralled nine rebounds. Kennesaw State's 25 turnovers resulted in 25 points in favor of Syracuse and 10 more offensive rebounds led to 10 more second-chance points.

VISITORS: Kennesaw State (0-1)												
PLAYER	FG-FGA	3G-3GA	FT-FTA	R	PF	TP	A	TO	B	S	MP	
Coleman	f 4-11	0-3	0-0	4	0	8	3	4	1	1	32	
Wilson	f 3-11	0-3	2-4	4	2	8	0	4	0	0	32	
Kouassi	c 2-6	0-0	0-1	7	3	4	1	2	1	0	24	
Brown	g 1-6	0-3	1-1	2	3	3	2	0	1	1	29	
Masterson	g 0-0	0-0	0-0	1	1	0	2	2	0	0	17	
Pruitt	4-8	3-5	0-0	4	3	11	1	2	0	1	25	
Love	3-7	2-6	0-0	1	0	8	1	3	0	1	22	
Morena	0-1	0-0	0-0	0	4	0	0	2	0	0	6	
Wozniak	0-1	0-0	0-0	0	0	0	0	1	0	0	1	
Deicker	0-1	0-0	0-0	0	4	0	0	2	0	0	12	
TEAM				4				1				
Totals	17-52	5-21	3-6	26	19	42	11	25	2	4	200	
Total FG%	1st Half: 6-24	25.0%	2nd Half: 11-28			39.3%					Game: 32.7%	
3-Pt. FG%	1st Half: 1-9	11.1%	2nd Half: 4-12			33.3%					Game: 23.8%	
F Throw%	1st Half: 3-4	75.0%	2nd Half: 0-2			0.0%					Game: 50.0%	
Deadball Rebounds:	0											

HOME: Syracuse (1-0)												
PLAYER	FG-FGA	3G-3GA	FT-FTA	R	PF	TP	A	TO	B	S	MP	
McCullough	f 6-14	0-0	4-7	11	2	16	2	1	1	3	29	
Roberson	f 5-14	0-1	0-1	10	0	10	1	2	0	2	27	
Christmas	c 8-13	0-0	5-7	9	4	21	1	2	2	0	34	
Cooney	g 5-7	1-2	1-2	0	12	3	0	0	2	2	23	
Joseph	g 2-4	0-0	0-0	5	4	6	4	0	0	2	23	
Sutton	0-0	0-0	0-0	0	0	0	0	0	1	0	1	
Johnson	7-11	2-6	3-3	8	0	19	4	1	0	1	26	
Sanderson	0-2	0-2	0-0	0	0	0	0	0	0	0	1	
Patterson	2-9	1-4	0-0	2	1	5	4	1	1	2	23	
Akintobi-Adeyeye	0-0	0-0	0-0	0	0	0	0	0	0	0	2	
Obokoh	1-1	0-0	0-0	4	4	2	0	0	1	3	11	
TEAM				5								
Totals	36-75	4-15	13-20	56	15	89	21	11	6	15	200	
Total FG%	1st Half: 15-43	34.9%	2nd Half: 21-32			65.6%					Game: 48.0%	
3-Pt. FG%	1st Half: 0-5	0.0%	2nd Half: 4-10			40.0%					Game: 26.7%	
F Throw%	1st Half: 6-9	66.7%	2nd Half: 7-11			63.6%					Game: 65.0%	
Deadball Rebounds:	2											


GAME 2

Syracuse vs. Hampton
Nov. 16, 2014 | Carrier Dome
Syracuse, N.Y.
Officials: Dennis Allocco, Jim Bruno, Rod Mrakovich
Attendance: 22,848A

23/24

S

65



47

Score by Periods

1st

2nd

Total

Syracuse

35

30

65

Hampton

27

20

47

SYRACUSE, N.Y. - A career night from Rakeem Christmas and another double-figure scoring effort from Chris McCullough led #23/24 Syracuse to its second victory of the 2014 season. The Orange (2-0) defeated the Hampton Owls (0-2), 65-47, in its second game of the 2K Classic Benefitting The Wounded Warrior Project.

Christmas led Syracuse on both ends of the court, finishing with 15 points and a career-high 16 rebounds for his first double-double of the season.

"Coach wanted me to get the ball and assert myself early. Coach Hopkins said I need to go out and like I said, I need to assert myself in the beginning and that's what I try to do." - Rakeem Christmas

The last time a Syracuse player recorded 15 or more rebounds was Baye Moussa Keita, who corralled 15 against Canisius back on November 14, 2010. His 16 boards is the most he's recorded in a single game and it follows up a career-best scoring performance in the season opener in which he finished with 21 points against Kennesaw State.

Along with the Christmas' performance, Syracuse gained an edge by taking advantage of Hampton's mishaps. The Owls committed just five more turnovers than the Orange (15-10), however, Syracuse was able to convert the 15 turnovers into 16 points while Hampton was only able to muster three points off of 10 'Cuse miscues.

VISITORS: Hampton (0-2)												
PLAYER	FG-FGA	3G-3GA	FT-FTA	R	PF	TP	A	TO	B	S	MP	
Meikle	f 3-8	0-0	0-0	4	3	6	0	4	0	2	26	
Pressley	f 3-6	0-0	0-2	5	5	6	1	2	0	0	23	
Chievous	g 7-13	3-6	0-2	5	2	17	0	2	0	1	33	
Powers	g 4-12	0-5	1-2	2	3	9	1	3	0	2	37	
Brown	g 0-3	0-1	0-0	4	1	0	2	2	0	0	27	
Carroll	0-0	0-0	0-0	0	0	0	0	0	0	0	2	
Hayden	0-0	0-0	0-0	1	0	0	0	0	0	0	0	
Darden	1-6	1-6	2-2	3	2	5	3	0	0	1	27	
Wilson-Fisher	2-5	0-1	0-0	4	2	4	1	0	0	0	13	
Adams	0-0	0-0	0-0	1	0	0	0	0	0	0	5	
Reed	0-0	0-0	0-0	1	4	0	0	0	0	0	7	
TEAM				2								
Totals	20-53	4-19	3-8	32	22	47	8	15	0	6	200	
Total FG%	1st Half: 12-29	41.4%	2nd Half: 8-24			33.3%					Game: 37.7%	
3-Pt. FG%	1st Half: 2-8	25.0%	2nd Half: 2-11			18.2%					Game: 21.1%	
F Throw%	1st Half: 1-3	33.3%	2nd Half: 2-5			40.0%					Game: 37.5%	
Deadball Rebounds:	2											

HOME: Syracuse (2-0)												
PLAYER	FG-FGA	3G-3GA	FT-FTA	R	PF	TP	A	TO	B	S	MP	
McCullough	f 4-7	0-0	5-8	4	4	13	1	1	3	0	27	
Roberson	f 3-6	0-0	1-1	2	1	7	2	1	0	0	16	
Christmas	c 5-10	0-0	5-7	16	4	15	1	1	1	1	33	
Cooney	g 3-9	2-7	0-0	5	0	8	3	2	0	0	36	
Joseph	g 2-4	0-0	1-2	0	1	5	5	3	0	1	34	
Gbinije	3-8	1-4	2-3	2	2	9	2	1	0	2	23	
Johnson	2-7	2-5	2-2	5	1	8	0	1	0	0	26	
Patterson	0-2	0-2	0-0	1	0	0	0	0	0	0	4	
Obokoh	0-0	0-0	0-0	0	0	0	0	0	0	0	1	
TEAM				3								
Totals	22-53	5-18	16-23	38	13	65	14	10	4	4	200	
Total FG%	1st Half: 12-29	41.4%	2nd Half: 10-24			41.7%					Game: 41.5%	
3-Pt. FG%	1st Half: 2-6	25.0%	2nd Half: 2-6			33.3%					Game: 27.8%	
F Throw%	1st Half: 8-13	61.5%	2nd Half: 8-10			80.0%					Game: 69.6%	
Deadball Rebounds:	4											

GAME 3

Syracuse vs. California
Nov. 20, 2014 | Madison Square Garden
Manhattan, N.Y.
Officials: Brian Dorsey, Roger Ayers, Mike Eades
Attendance: 11,541

23/24

S

59

Score by Periods

1st

2nd

Total

California

34

39

73

Syracuse

22

37

59

Cal

73

NEW YORK, N.Y. - The #23/24 Syracuse men's basketball team dropped its first contest of the season at the hands of California, 73-59, in the semifinals of the 2K Classic Benefitting the Wounded Warrior Project on Thursday night at Madison Square Garden.

"I thought Cal was really good on offense at the end of the first half. We couldn't get our offense going at all. If you score 20 points you are going to have problems. Last year Cal scored 81 and we scored 91. Offensively we just aren't as good as we need to be." - Coach Boeheim

A strong shooting performance propelled Cal to the win. The Bears shot 47.3 percent overall, including 8-of-19 (42.1 percent) from 3-point range, while the Orange shot 37.1 percent overall and was 4-of-15 from behind arc.

Michael Gbinije and Kaleb Joseph led Syracuse with 13 points each, while Chris McCullough added 12 points, six rebounds and four blocks. Rakeem Christmas was hampered by foul trouble all game, eventually fouling out with 6:23 to go. He finished with a final line of eight points, eight rebounds and two blocks.

Jordan Mathews led Cal with 22 points, while Jabari Bird added 16 on 4-of-5 3-point shooting and David Kravish recorded a double-double with 12 points and 10 boards.



Visitor: Syracuse (2-1)												
PLAYER	FG-FGA	3G-3GA	FT-FTA	R	PF	TP	A	TO	B	S	MP	
McCullough	f 5-9	1-1	1-4	7	3	12	1	3	5	3	38	
Roberson	f 2-6	0-1	0-0	3	1	4	0	0	0	1	23	
Christmas	c 3-10	0-1	2-2	6	5	8	0	1	2	0	23	
Cooney	g 3-10	2-6	1-2	1	2	9	2	1	0	2	32	
Joseph	g 5-10	0-1	3-4	3	2	13	3	4	0	1	31	
Gbinije	5-10	1-4	2-4	3	2	13	1	1	1	2	30	
Johnson	0-8	0-2	0-0	8	0	0	0	1	0	0	13	
Patterson	0-1	0-1	0-0	1	0	0	1	1	0	0	10	
TEAM				6								
Totals	23-64	4-17	9-16	38	15	59	9	11	8	9	200	
Total FG%	1st Half: 9-30	30.0%	2nd Half: 14-29			48.3%					Game: 39.0%	
3-Pt. FG%	1st Half: 2-9	22.2%	2nd Half: 2-6			33.3%					Game: 26.7%	
F Throw%	1st Half: 2-3	66.7%	2nd Half: 7-13			53.8%					Game: 56.3%	
Deadball Rebounds:	3											

Home: California (3-0)												
PLAYER	FG-FGA	3G-3GA	FT-FTA	R	PF	TP	A	TO	B	S	MP	
Behrens	f 2-3	0-0	2-3	2	2	6	0	1	0	0	23	
Bird	f 6-10	4-5	0-0	3	3	16	1	2	0	0	31	
Kravish	c 5-9	1-1	1-2	9	3	12	5	1	3	0	30	
Wallace	g 4-12	0-3	2-2	3	3	10	6	4	0	3	28	
Mathews	g 6-12	2-5	8-10	4	2	22	1	0	0	0	27	
Tarnwater	1-3	1-2	0-0	2	1	3	0	0	0	0	11	
Singer	0-3	0-0	0-0	4	0	0	8	2	1	2	23	
A Bidias	0-0	0-0	0-0	0	0	0	0	0	0	0	9	
Okoroh	2-4	0-0	0-0	5	1	4	1	1	1	1	18	
TEAM				6				1				
Totals	26-56	8-19	13-17	38	15	73	22	12	5	6	200	
Total FG%	1st Half: 13-28	46.4%	2nd Half: 13-27			48.1%					Game: 47.3%	
3-Pt. FG%	1st Half: 5-11	45.5%	2nd Half: 3-7			42.9%					Game: 44.4%	
F Throw%	1st Half: 3-5	60.0%	2nd Half: 10-12			83.3%					Game: 76.5%	
Deadball Rebounds:	2;1											

Game Summaries

GAME 4

Syracuse vs. Iowa
Nov. 21, 2014 | Madison Square Garden
Manhattan, N.Y.
Officials: Tom Regan, Dennis Allocco, Guy Pagano
Attendance: 11,255

23/24		66		63
Score by Periods				
	1st	2nd	Total	
Syracuse	34	32	66	
Iowa	29	34	63	

ESPN 2

NEW YORK, N.Y. - Freshman Chris McCullough had a career-best 20 points and a key steal late in the game to help #23/24 Syracuse (3-1) past Iowa (2-2), 66-63, at Madison Square Garden. The victory gave the Orange third place in the 2K Classic benefitting The Wounded Warrior Project.

"I thought at the end of the game Chris (McCullough) made a great steal. He came across in our trap and he made a great play. That was the game, if he doesn't come across to get that, we don't win." - Coach Boeheim

Graduate student Rakeem Christmas contributed 18 points and six rebounds and redshirt junior Trevor Cooney rounded out double-digit scorers for the Orange with 14. He had a squad-best three 3-point baskets and had four assists and three steals. Jarrod Uthoff had 20 points to lead Iowa.



Syracuse opened the second half with an 18-8 stretch that gave the Orange a 52-37 lead, with 11:34 left in the contest. McCullough knocked down seven of the 18 points.

Iowa's press gave 'Cuse problems, forcing seven Orange turnovers over the next eight minutes to help the Hawkeyes shave the margin to 59-58.

McCullough asserted himself again, dunking to put Syracuse up 61-58 and then stealing an errant Iowa pass with 10 seconds left to help secure the victory. McCullough made the two subsequent free throws and grabbed an important board with two seconds left.

GAME 5

Syracuse vs. Loyola
Nov. 25, 2014 | Carrier Dome
Syracuse, N.Y.
Officials: Roger Ayers, Jerry Heater, Jeffrey Anderson
Attendance: 17,691

	70		37
Score by Periods			
	1st	2nd	Total
Syracuse	28	42	70
Loyola	16	21	37

SYRACUSE, N.Y. - Rakeem Christmas and Chris McCullough scored 35-of-42 Syracuse (4-1) points in the paint in a 70-37 victory against the Loyola Greyhounds (2-3).

The last time the Orange held an opponent under 40 points in a game was in 2013 when Syracuse held Marquette to 39 in the NCAA Tournament.

"Definitely, he (Rakeem Christmas) is a big body. A lot of people are scared of him because of his name and they know what he does - block shots and rebound." - Chris McCullough

McCullough recorded his fifth-straight game finishing in double figures for the Orange while Christmas had his fourth double-digit scoring effort of the season.



McCullough finished with 17 points and seven rebounds while Christmas fell just a rebound shy of his second double-double of the new campaign and tallied 18 points. Christmas was also just a block shy of tying his career best blocking effort with six on the night.

As a team, Syracuse outscored the Greyhounds 42-6 in the paint, 21-9 off turnovers, and 25-7 on the fast break. The Orange defense held Loyola to 10-of-52 from the field (.192) and caused 19 turnovers.

The Orange finished the game with double Loyola's offensive output, 42-21 in the latter half. 'Cuse continued to attack the basket, outscoring Loyola 22-2 in the paint and 17-3 on breakaways.

GAME 6

Syracuse vs. Holy Cross
Nov. 28, 2014 | Carrier Dome
Syracuse, N.Y.
Officials: Brian Dorsey, Doug Shows, Tim Kelly
Attendance: 19,167

	72		48
Score by Periods			
	1st	2nd	Total
Syracuse	39	33	72
Holy Cross	17	31	48

SYRACUSE, N.Y. - Senior Rakeem Christmas scored a career-high 25 points and freshman Chris McCullough posted his second career double-double to lead Syracuse to a 72-48 victory over Holy Cross on Friday, Nov. 28. The victory was the third straight for the Orange, which improved its record to 5-1 this season, while the Crusaders (3-1) suffered their first defeat.

"I think when coach wants me to be more aggressive he will tell me to, but it's not about looking to score. It's about trying to make plays for the team. It's about trying to take shots when they come and just make the right play consistently. I think that's what he wants." - Kaleb Joseph

Syracuse shot 46.4 percent (26-for-56) from the field and was 20-for-25 (80 percent) from the free-throw line. Christmas hit eight of his 10 field goal attempts and was 9-for-10 from the charity stripe. Christmas and McCullough helped the Orange to a 42-16 advantage in points in the paint.

McCullough and Kaleb Joseph both finished with 14 points. It was a career high for Joseph. McCullough grabbed a season-high 13 rebounds and the Orange finished with a 50-29 advantage on the boards.

Joseph finished with six assists and a season-best seven rebounds, while Christmas pulled down eight rebounds to go along with three blocks and two assists. Miller led Holy Cross with 18 points.

Visitor: Syracuse (3-1)												
PLAYER	FG-FGA	3G-3GA	FT-FTA	R	PF	TP	A	TO	B	S	MP	
McCullough	f 7-12	0-0	6-8	9	2	20	2	3	3	1	39	
Roberson	f 2-6	0-0	1-1	5	2	5	0	0	1	1	17	
Christmas	c 7-11	0-0	4-6	6	4	18	1	2	0	2	33	
Cooney	g 5-12	3-9	1-2	2	2	14	4	3	0	3	40	
Joseph	g 3-10	0-2	1-2	4	4	7	8	4	0	1	37	
Gblinije	1-8	0-3	0-0	7	2	2	2	2	1	2	31	
Patterson	0-1	0-1	0-0	0	0	0	0	0	0	0	3	
TEAM				4								
Totals	25-60	3-15	13-19	37	16	66	17	14	5	10	200	
Total FG%	1st Half: 13-32	40.6%	2nd Half: 12-28	42.9%							Game: 41.7%	
3-Pt. FG%	1st Half: 2-9	22.2%	2nd Half: 1-6	16.7%							Game: 20.0%	
F Throw%	1st Half: 6-9	66.7%	2nd Half: 7-10	70.0%							Game: 68.4%	
Deadball Rebounds:	2											

Home: Iowa (2-2)												
PLAYER	FG-FGA	3G-3GA	FT-FTA	R	PF	TP	A	TO	B	S	MP	
Uthoff	f 7-14	3-6	3-6	6	2	20	0	4	2	3	36	
White	f 5-11	0-1	5-5	12	4	15	2	4	1	0	30	
Woodbury	c 5-8	0-0	2-3	5	4	12	2	2	0	1	28	
Clemmons	g 1-4	0-3	0-0	2	2	2	1	1	0	1	22	
Gesell	2-7	1-3	1-4	2	2	6	7	3	0	1	30	
Olaseni	0-2	0-0	2-2	4	2	2	0	0	2	0	11	
Oglesby	2-6	0-0	0-0	2	0	6	3	3	0	0	28	
Jok	0-1	0-1	0-0	0	0	0	1	1	1	0	10	
Dickerson	0-1	0-1	0-0	0	0	0	0	0	0	0	3	
Uhl	0-1	0-0	0-0	0	0	0	0	0	0	0	2	
TEAM				5								
Totals	22-55	6-21	13-20	38	16	63	16	18	6	6	200	
Total FG%	1st Half: 9-26	34.6%	2nd Half: 13-29	44.8%							Game: 40.0%	
3-Pt. FG%	1st Half: 4-9	44.4%	2nd Half: 2-12	16.7%							Game: 28.6%	
F Throw%	1st Half: 7-7	100.0%	2nd Half: 6-13	46.2%							Game: 65.0%	
Deadball Rebounds:	4											

Visitor: Loyola (2-3)												
PLAYER	FG-FGA	3G-3GA	FT-FTA	R	PF	TP	A	TO	B	S	MP	
Rassman	f 0-2	0-0	0-2	5	4	0	0	4	0	1	26	
Gregory	f 0-1	0-0	0-4	5	4	0	0	1	0	0	23	
Laster	g 4-16	2-7	4-7	6	3	14	1	0	3	3	38	
Britto	g 0-3	0-3	0-0	1	0	1	0	2	0	0	17	
Hubbard	g 5-17	5-14	6-6	4	1	21	0	2	0	0	30	
Gorski	0-0	0-0	0-4	3	0	0	3	0	0	0	13	
Walker	0-8	0-4	0-0	5	4	0	6	4	1	1	30	
Bishop	0-1	0-0	0-0	0	0	0	0	0	0	0	5	
Barnard	1-4	0-0	0-0	3	0	2	0	1	0	1	18	
TEAM				4								
Totals	10-52	7-28	10-19	36	20	37	7	19	2	5	200	
Total FG%	1st Half: 4-26	15.4%	2nd Half: 6-26	23.1%							Game: 19.2%	
3-Pt. FG%	1st Half: 2-13	15.4%	2nd Half: 5-15	33.3%							Game: 25.0%	
F Throw%	1st Half: 6-12	50.0%	2nd Half: 4-7	57.1%							Game: 52.6%	
Deadball Rebounds:	5											

Home: Syracuse (4-1)												
PLAYER	FG-FGA	3G-3GA	FT-FTA	R	PF	TP	A	TO	B	S	MP	
Johnson	f 2-7	1-4	1-2	9	1	6	3	2	1	2	31	
McCullough	f 6-7	0-0	5-6	7	2	17	1	2	1	2	29	
Christmas	c 7-14	0-0	4-9	4	0	18	2	1	6	0	30	
Cooney	g 4-8	1-5	4-4	0	0	13	1	1	0	1	27	
Joseph	g 4-7	0-0	0-1	4	2	8	7	2	0	1	37	
Gblinije	1-4	0-2	0-2	3	1	2	1	2	0	2	20	
Patterson	1-3	0-1	0-0	0	3	2	4	1	0	2	14	
Obokoh	2-2	0-0	0-0	3	2	4	1	1	1	0	12	
TEAM				5								
Totals	27-52	2-12	14-24	40	15	70	20	12	9	10	200	
Total FG%	1st Half: 11-26	42.3%	2nd Half: 16-26	61.5%							Game: 51.9%	
3-Pt. FG%	1st Half: 0-7	0.0%	2nd Half: 2-5	40.0%							Game: 16.7%	
F Throw%	1st Half: 6-9	66.7%	2nd Half: 8-15	53.3%							Game: 58.3%	
Deadball Rebounds:	5											

Visitor: Holy Cross (3-1)												
PLAYER	FG-FGA	3G-3GA	FT-FTA	R	PF	TP	A	TO	B	S	MP	
Miller	f 7-11	1-3	3-3	3	4	18	0	1	2	1	33	
Green	f 2-14	0-1	0-2	5	3	4	2	1	1	1	27	
Abt	f 1-4	0-0	1-4	3	3	0	1	0	1	0	15	
Thompson	g 0-4	0-3	8-9	3	2	8	2	1	0	3	30	
Burrell	2-7	2-6	1-2	2	2	7	4	5	0	1	32	
Jayne	0-1	0-0	0-0	0	1	0	0	0	0	1	2	
Hamilton	2-6	0-3	0-0	2	0	4	0	1	0	2	15	
Morgan	0-0	0-0	0-0	0	1	0	0	0	0	0	2	
Reid	0-0	0-0	0-0	0	0	0	0	1	0	0	3	
Alexander	1-5	0-0	2-4	3	1	4	0	0	0	0	25	
Champion	0-0	0-0	0-0	0	0	0	1	0	0	0	7	
Baker	0-2	0-0	0-0	0	0	0	0	0	0	0	2	
Kerrigan	0-0	0-0	0-0	0	1	0	0	0	0	0	1	
Husek	0-2	0-0	0-0	1	0	0	0	0	1	0	2	
Hahn	0-0	0-0	0-0	1	0	0	0	0	0	0	4	
TEAM				5								
Totals	15-56	3-16	15-21	29	19	48	9	13	4	10	200	
Total FG%	1st Half: 6-30	20.0%	2nd Half: 9-26	34.6%							Game: 26.8%	
3-Pt. FG%	1st Half: 1-9	11.1%	2nd Half: 2-7	28.6%							Game: 18.8%	
F Throw%	1st Half: 4-5	80.0%	2nd Half: 11-16	68.8%							Game: 71.4%	
Deadball Rebounds:	1											

Home: Syracuse (5-1)												
PLAYER	FG-FGA	3G-3GA	FT-FTA	R	PF	TP	A	TO	B	S	MP	
Johnson	f 3-10	0-3	0-0	8	2	6	0	1	1	1	30	
McCullough	f 7-11	0-0	0-1	13	2	14	0	4	2	2	35	
Christmas	c 8-10	0-0	9-10	8	3	25	2	2	3	1	27	
Cooney	g 1-7	0-4	3-3	1	1	5	1	0	0	1	31	
Joseph	4-9	0-1	6-7	7	1	14	6	4	0	2	35	
Gblinije	2-5	0-3	0-0	2	4	4	1	2	0	2	23	
Sutton	0-0	0-0	0-0	0	0	0	0	0	0	0	2	
Sanderson	0-1	0-1	0-0	0	0	0	0	0	0	0	1	
Patterson	0-1	0-1	0-0	3	0	0	1	0	0	0	7	
White	0-1	0-1	0-0	3	0	0	0	1	0	0	2	
Akintobi-Adeyeye	0-0	0-0	2-2	0	0	0	0	1	0	0	1	
Obakoh	1-1	0-0	0-2	1	2	4	0	0	0	0	6	
TEAM				5				1				
Totals	26-56	0-14	20-25	50	15	72	11	15	6	9	200	
Total FG%	1st Half: 15-31	48.4%	2nd Half: 10-15	66.7%		44.0%		Game: 46.4%				
3-Pt FG%	1st Half: 0-7	0.0%	2nd Half: 0-7	0.0%		6.8%		Game: 0.0%				
Free Throw %	1st Half: 9-9	100.0%	2nd Half: 11-16	68.8%				Game: 80.0%				
Pearshall Rebounds												

Game Summaries

GAME 7

Syracuse at Michigan
Dec. 2, 2014 | Crisler Center
Ann Arbor, Mich.
Officials: Ted Valentine, Terry Wymer, Terry Oglesby
Attendance: 12,707



ANN ARBOR, Mich. – No. 17/16 Michigan (6-1) slipped away from Syracuse (5-2) in a 68-65 finish to take the ACC/Big Ten Challenge. Both teams traded blows throughout the contest as there were eight tie scores and 18 lead changes in the game.

"We made a great effort from 10 down on the road with six minutes to go, I thought we really did the best job we've done all year in terms of getting the ball places." - Coach Boeheim

Syracuse finished with a better percentage from the floor, hitting 50% of its shots compared to a 38.5% posting by the Wolverines but 11-of-25 baskets came from beyond the arc with Syracuse netting six.

The Orange had less opportunities to score as well, finishing 24-of-48 from the floor while Michigan was 25-of-65. 19 turnovers committed by the Orange stunted Syracuse's chances and led to 20 points on the other end for the Wolverines. Michigan limited its mishaps to seven on the night.

Syracuse's big men, Rakeem Christmas and Chris McCullough hit back-to-back jumpers to tie the game at 63 with 56-seconds left in the game forcing a Michigan timeout.

The two teams exchanged points down the stretch but a turnover by the Orange at the 15-second mark and one at the 4-second mark with Syracuse trailing, 66-65 took away any chance of a comeback as the Wolverines netted its free throws to make it a three-point game with four seconds left. A three of desperation from Kaleb Joseph fell just short on the ensuing possession, giving Michigan the 68-65 victory.

S 65	M 68
Score by Periods	1st 2nd Total
Syracuse	31 34 65
Michigan	29 39 68

Visitor: Syracuse (5-2)												
PLAYER	FG-FGA	3G-3GA	FT-FTA	R	PF	TP	A	TO	B	S	MP	
Johnson	f 4-11	0-0	0-0	0	0	0	0	1	0	0	3	
McCullough	f 5-8	0-0	0-0	12	4	10	3	3	1	1	39	
Christmas	c 7-9	0-0	1-2	6	3	15	2	6	2	1	34	
Cooney	g 4-11	4-9	4-4	3	3	16	2	2	0	0	35	
Joseph	g 3-9	2-5	1-2	7	1	9	3	3	1	0	40	
Gbinije	g 3-5	0-2	4-5	5	4	10	3	1	2	32		
Patterson	0-1	0-1	0-0	0-0	0	0	0	0	0	0	5	
Roberson	2-5	0-0	1-1	1	0	5	0	1	0	1	12	
TEAM			2									
Totals	24-48	6-17	11-14	10-26	15	65	13	19	5	5	200	
Total FG%	1st Half: 11-25	44.0%	2nd Half: 13-23	56.5%								
3-Pt. FG%	1st Half: 2-8	25.0%	2nd Half: 4-9	44.4%								
F Throw%	1st Half: 0-1	0.0%	2nd Half: 4-5	80.0%								
Deadball Rebounds:	3											

Home: Michigan (6-1)												
PLAYER	FG-FGA	3G-3GA	FT-FTA	R	PF	TP	A	TO	B	S	MP	
Chatman	f 4-11	1-3	1-2	9	3	10	2	2	0	1	28	
Donnal	f 1-2	0-0	0-0	0	2	2	0	1	0	0	8	
Walton Jr.	g 1-7	1-6	0-1	3	1	3	2	0	0	1	26	
Irvine	g 7-17	4-11	0-0	2	2	18	0	1	0	1	40	
LeVert	g 4-14	2-8	2-4	2	1	12	6	1	0	2	40	
Alibrecht	4-8	3-5	0-0	3	1	11	0	0	0	2	27	
Dayle	4-6	0-0	4-5	6	3	12	0	0	1	0	24	
Biedfeldt	0-0	0-0	0-0	1	1	0	0	2	0	0	7	
TEAM			5									
Totals	25-65	11-33	7-12	31	14	68	19	7	1	7	200	
Total FG%	1st Half: 13-36	36.1%	2nd Half: 12-29	41.4%								
3-Pt. FG%	1st Half: 3-17	17.6%	2nd Half: 8-16	50.0%								
F Throw%	1st Half: 0-1	0.0%	2nd Half: 7-11	63.6%								
Deadball Rebounds:	2											

GAME 8

Syracuse vs. St. John's
Dec. 6, 2014 | Carrier Dome
Syracuse, N.Y.
Officials: Karl Hess, Mike Stephens, Jeff Anderson
Attendance: 24,884



SYRACUSE, N.Y. – Visiting St. John's (6-1) scored 17 of the last 19 points to pull away from Syracuse (5-3), 69-57. The defeat snapped Syracuse's 55-game, non-conference home win streak, which was the second longest in the Division I ranks.

"I think it's just a matter of taking care of the ball, honestly, and rebounding. We have to limit other teams to one-shot opportunities and hit free throws and just take care of the ball. Simple as that." - Michael Gbinije

Spurred on by college basketball's largest crowd of the year, 24,884, the Orange rallied from a 50-42 deficit. Syracuse used a 13-2 run, keyed by five points from Chris McCullough, to regain the lead 55-52, with 5:34 left.

The Red Storm replied with its game-ending run which featured 11 points from Phil Greene, including back-to-back 3-pointers which game St. John's the lead for good.

In his first career start, Michael Gbinije contributed 13 points and logged five rebounds and five assists. Rakeem Christmas led the Orange with 15 points and 15 rebounds, his second double-double of the season, and McCullough scored in double digits for the eighth straight game with 13 points.

The contest marked the 89th matchup between Syracuse and St. John's, making the Red Storm the seventh most familiar opponent in Orange hoop history. Syracuse had won the most recent nine meetings.

S 57	ST 69
Score by Periods	1st 2nd Total
Syracuse	32 28 60
St. John's	37 29 66

Visitor: St. John's (6-1)												
PLAYER	FG-FGA	3G-3GA	FT-FTA	R	PF	TP	A	TO	B	S	MP	
Obeakpa	f 1-6	0-0	3-4	16	2	5	1	0	4	0	39	
Pointer	f 2-5	0-0	5-6	8	3	9	5	4	3	2	36	
Branch	g 1-3	0-0	0-1	2	1	2	1	1	0	0	15	
Greene IV	g 6-16	4-8	2-2	2	3	18	2	0	0	2	32	
Harrison	g 6-12	4-6	8-8	3	2	24	1	1	0	2	38	
Stewart	0-0	0-0	0-0	0	1	0	0	0	0	0	3	
Alibegovic	0-0	0-0	0-0	0	1	0	0	0	0	0	4	
Jordan	4-11	1-2	2-4	6	3	11	2	4	0	1	33	
TEAM			1									
Totals	20-53	9-16	20-25	38	16	69	12	10	7	7	200	
Total FG%	1st Half: 11-29	37.9%	2nd Half: 9-24	37.5%								
3-Pt. FG%	1st Half: 4-10	40.0%	2nd Half: 5-6	83.3%								
F Throw%	1st Half: 6-7	85.7%	2nd Half: 14-18	77.8%								
Deadball Rebounds:	1											

Home: Syracuse (5-3)												
PLAYER	FG-FGA	3G-3GA	FT-FTA	R	PF	TP	A	TO	B	S	MP	
Gbinije	f 6-10	1-3	0-2	5	5	13	5	3	0	1	37	
McCullough	f 5-12	0-0	3-4	3	2	13	1	4	3	3	40	
Christmas	c 5-8	0-0	5-6	15	2	15	3	2	3	1	40	
Cooney	g 1-6	0-4	0-0	4	3	2	3	0	0	2	40	
Joseph	g 1-5	1-5	0-0	4	2	3	2	2	0	0	19	
Johnson	2-6	0-3	2-2	1	0	6	0	0	0	0	7	
Patterson	2-9	1-7	0-0	0	2	5	3	1	0	0	17	
TEAM			3									
Totals	22-56	3-22	10-20	40	17	57	17	12	6	7	200	
Total FG%	1st Half: 11-30	36.7%	2nd Half: 11-26	42.3%								
3-Pt. FG%	1st Half: 1-13	7.7%	2nd Half: 2-9	22.2%								
F Throw%	1st Half: 5-9	55.6%	2nd Half: 5-11	45.5%								
Deadball Rebounds:	3											

GAME 9

Syracuse vs. Louisiana Tech
Dec. 14, 2014 | Carrier Dome
Syracuse, N.Y.
Officials: Mike Eades, Lamar Simpson, Clarence Armstrong
Attendance: 19,156



SYRACUSE, N.Y. – Rakeem Christmas converted a right-handed hook shot with three seconds left to give Syracuse (6-3) a 71-69 victory against the Louisiana Tech (7-3). Trevor Cooney, whose entry pass found Christmas prior to the game-winner, enjoyed his best shooting night of the season with 25 points.

"I know he (Coach Boeheim) is happy with the win, but he is looking at the bigger picture and he wants us to improve and the game should not have been that close. They are a pretty good team but we made the same mistakes and we can't make those anymore." - Trevor Cooney

Six points from Tyler Roberson powered an 11-3 run to open the second period. The run gave 'Cuse its largest lead yet and a 43-34 advantage. Cooney helped hold off a Louisiana Tech comeback that pulled the Bulldogs within four. He knocked down 12 of the next 16 points for the Orange and Syracuse pushed its lead to 59-50.

With time running out, the Bulldogs strung together a 14-6 stretch to pull within two of 'Cuse at 67-65. Both teams exchanged points until a missed three by the Orange was corralled and returned for a Louisiana Tech layup by Alex Hamilton to tie the game at 69 with 25-seconds left.

Kaleb Joseph was thwarted in a drive to the basket but Syracuse had another opportunity when the ball went out of bounds off the Bulldogs. With 4.7 seconds on the clock, Cooney inbounded the ball directly to Christmas in the post to and his basket gave the Orange a 71-69 lead with 2.8-seconds left.

Louisiana Tech managed one last attempt but Appleby saw his half-court attempt fall short.

S 71	LA TECH 69
Score by Periods	1st 2nd Total
Syracuse	32 39 71
Louisiana Tech	31 38 69

Visitor: Louisiana Tech (7-3)												
PLAYER	FG-FGA	3G-3GA	FT-FTA	R	PF	TP	A	TO	B	S	MP	
Kyser	f 4-5	0-0	2-6	5	4	10	0	1	4	2	26	
McCree	f 1-9	0-3	3-4	3	2	5	0	2	0	1	27	
Hamilton	g 7-12	2-4	4-5	2	1	20	3	3	1	3	32	
Appleby	g 7-12	3-5	3-3	2	0	20	0	4	0	1	34	
Smith	g 0-2	0-2	0-0	4	2	0	9	2	0	1	34	
Stapleton	1-4	0-2	0-0	3	2	2	1	1	0	1	14	
Boykins	1-2	0-1	0-0	0	1	2	0	1	0	0	6	
Davis	1-4	0-0	2-2	4	4	4	0	1	2	1	13	
Edwards	2-3	0-0	2-3	5	2	6	0	1	1	0	14	
TEAM			4									
Totals	24-53	5-17	16-23	30	18	69	13	17	8	10	200	
Total FG%	1st Half: 12-23	52.2%	2nd Half: 12-30	40.0%								
3-Pt. FG%	1st Half: 3-10	30.0%	2nd Half: 2-7	28.6%								
F Throw%	1st Half: 4-8	50.0%	2nd Half: 12-15	80.0%								
Deadball Rebounds:	5											

Home: Syracuse (6-3)												
PLAYER	FG-FGA	3G-3GA	FT-FTA	R	PF	TP	A	TO	B	S	MP	
Gbinije	f 1-2	0-0	0-0	2	0	2	2	0	0	0	14	
McCullough	f 1-6	0-0	3-4	6	5	5	2	2	3	3	26	
Christmas	c 5-6	0-0	3-4	2	4	13	3	2	2	0	25	
Cooney	g 8-18	4-8	5-2	2	25	2	0	0	3	40		
Joseph	g 4-10	1-2	0-0	1	1	9	4	8	0	1	40	
Johnson	0-7	0-2	3-4	3	3	1	4	0	1	22		
Roberson	7-13	0-0	0-2	17	2	14	1	1	1	2	33	
TEAM			6									
Totals	26-62	5-12	14-19	40	17	71	15	17	6	10	200	
Total FG%	1st Half: 13-29	44.8%	2nd Half: 13-33	39.4%								
3-Pt. FG%	1st Half: 3-6	50.0%	2nd Half: 2-6	33.3%								
F Throw%	1st Half: 3-5	60.0%	2nd Half: 11-14	78.6%								
Deadball Rebounds:	2											

GAME 10
FOX

S 77	7/7	V 82		
Score by Periods	1st	2nd	OT	Total
Villanova	31	38	13	82
Syracuse	43	26	8	77

"I thought it was our best game of the year. It was a great effort, but at the end of the game for whatever reason we couldn't get the ball inbounds. It really came down to that one play. That's what it came down to." - Coach Boeheim

Following a first half that saw the Orange lead by as many as 15 and managed to hold off the charging Wildcats until the final minute of regulation. A three-point play by Villanova's JayVaughn Pinkston had the hosts down one, 63-62, with 1:14 left. Christmas responded with a three-point play followed up by a Gbinije free throw to extend the lead to five with 24-seconds remaining.



Pinkston scored a layup with 20 ticks left but Cooney preserved the lead with two free throws that had the Orange ahead, 69-64, with 17 seconds on the clock. Villanova's Jason Hart hit a three and the Wildcats stole the Syracuse inbounds pass and Pinkston laved the ball in with four seconds in regulation to knot the game at 69-69.

Villanova took its first lead of the game when Darrun Hilliard converted two free throws. A layup from Gbinije tied things up but the Wildcats grabbed the lead for good on a Hart free throw. Villanova converted 11-of-12 from the line in overtime to secure the triumph.

[illegible][illegible][illegible][illegible][illegible]

PLAYER	FG-FG%	3G-3G%	FT-FTA	R	PF	TP	A	T	B	S	MP
Gbinije	f 10-13	4-6	0-0	6	2	24	8	3	0	1	40
McCullough	f 8-11	0-0	5-6	2	1	7	2	2	1	2	23
Christmas	c 1-3	0-0	8-11	10	0	24	1	0	2	1	37
Cooney	g 5-11	3-5	3-3	5	2	16	2	6	0	1	40
Joseph	g 3-7	0-0	2-4	1	1	8	7	2	0	4	30
Patterson	0-1	0-1	0-0	2	1	0	1	0	0	0	10
Roberson	3-6	0-0	0-0	3	2	6	1	0	2	0	20
TEAM				3							
Total FGs	30-52	7-12	18-24	32	9	85	22	13	5	9	200
1st Half: 15-31	48.4%	2nd Half: 15-21	71.4%	Game: 57.7%							
3-PT. FGs 1st Half: 5-9	55.6%	2nd Half: 2-3	66.7%	Game: 58.3%							
F Throw: 1st Half: 9-14	64.3%	2nd Half: 9-10	90.0%	Game: 75.0%							
Deadball Rebounds: 2											

GAME 11

 78		 43	
Score by Periods	1st	2nd	Total
Syracuse	43	35	78
Colgate	13	30	43

SYRACUSE, N.Y. – A 43-point effort in the first half by Syracuse (7-4) was too much to handle for Colgate (3-9) as the Orange went on to finish off the Raiders, 78-43. For the second game in a row, Syracuse benefitted from another balanced scoring performance as four players finishing in double-figures.

"A lot of people stepped up tonight; Ron(Patterson), B.J. (Johnson), Kaleb (Joseph) and even Chino (Chinonso Obokoh) came in and gave us a minute. So a lot of people stepped up tonight, played hard and we're just happy that we did a good job." - Rakeem Christmas

The Orange wasted no time in the first half, out-scoring the Colgate Raiders, 43-13 in the frame. The offensive leaders from the Villanova overtime thriller continued to thrive for the Orange. Cooney fueled the offense with 14 points. The offensive output was the most he's recorded in an opening half this season.

The Syracuse defense created havoc for the Raiders the entire stanza, creating 11 turnovers, seven steals, and converting 11 points off the Colgate miscues. The Orange wasn't fazed by the Raider defense as it completed the half without committing a turnover.

The Orange kept its foot on the gas in the second half as it held a lead as large as 43 points in the latter stanza. Syracuse continued to stifle the Raider offense as Syracuse's bench outscored Colgate 27-to-5 and the Orange committed just six turnovers in comparison to Colgate's 18. Syracuse tallied 10 steals on the night and recorded 16 points off turnovers and 19 second chance points to Colgate's nine.

GAME 12

S 85		LB 67	
Score by Periods	1st	2nd	Total
Syracuse	44	41	85
Long Beach State	40	27	67

SYRACUSE, N.Y. – Michael Gbinije had a career-high 24 points and eight assists and Rakeem Christmas posted his fourth double-double of the season to lead the Orange (8-4) in a 85-67 victory against Long Beach State (5-9). Christmas finished with 24 points and 10 rebounds.

"We're just looking to win, talking about the games way before the games even happen. Just small things like that. I feel the team chemistry is getting a lot better. Everybody is just enjoying playing with everybody. It sounds small, but it's really such a big thing. I think this team is starting to develop." - Michael Gbinije

Syracuse's full-court press caused three turnovers resulting in six points, fueling a 9-0 run to claim the lead with a 15-14 score and 11:39 left in the opening stanza. The 49ers rallied to take a 21-17 lead but three straight buckets from beyond the arc powered a 14-2 run that gave Syracuse a 31-23 lead with 6:19 until halftime. Despite its largest deficit yet, Long Beach State fought back to pull within one with just two seconds left but Cooney's three-pointer from just across half court gave the 'Cuse a 44-40 lead at the break.

Gbinije continued to play an integral part in the 'Cuse offense as it built its lead to 14 with 8:55 left to play. The Duke transfer knocked down 10 points in the opening six minutes of the second half. The Orange held Long Beach State at bay, maintaining its double-figure lead the rest of the way. Syracuse finished the game with an 18-point victory, defeating the 49ers 85-67.

Game Summaries

GAME 13

Syracuse vs. Cornell
Dec. 31, 2014 | Carrier Dome
Syracuse, N.Y.
Officials: Brian Dorsey, Tim Kelly, Matt Potter
Attendance: 19,288

S 61

C 44

Score by Periods	1st	2nd	Total
Syracuse	23	38	61
Cornell	12	32	44

SYRACUSE, N.Y. – Rakeem Christmas' 19 points and nine rebounds – just one board shy of his third-straight double-double – and 14 points from Trevor Cooney powered Syracuse (9-4) past Cornell (6-7) 61-44, at the Carrier Dome Wednesday night.

"We're just looking to win, talking about the games way before the games even happen. Just small things like that. I feel the team chemistry is getting a lot better. Everybody is just enjoying playing with everybody. It sounds small, but it's really such a big thing. I think this team is starting to develop." - Michael Gbinije

Syracuse limited the Big Red to 12 first half points, the fewest any opponent has scored against the Orange this season. The Orange zone held Cornell to just one made field goal in its first 15 attempts, including an o-for-8 start from behind the arc. The Big Red did not score until the game was seven minutes old.

Syracuse forced 18 Big Red turnovers, turning it into 22 'Cuse points, while Cornell scored just five points off Orange miscues.

The game was the 120th between the two schools, with Cornell being the second-most frequent opponent in program history. Syracuse's win pushed the all-time record to 89-31 in favor of the Orange.

Visitor: Cornell (6-7)

PLAYER	FG-FGA	3G-3GA	FT-FTA	R	PF	TP	A	TO	B	S	MP
Onuorah	f 0-2	0-0	0-0	0	2	0	0	1	0	0	14
Miller	f 6-11	0-4	0-0	5	2	12	3	1	2	2	37
Hatter	g 1-11	1-8	0-0	3	1	3	1	5	1	2	21
Cherry	g 0-3	0-1	0-0	2	0	0	0	3	0	1	16
Cancer	g 1-4	0-1	1-2	2	1	3	6	3	0	0	24
Smith	0-1	0-0	0-0	2	1	0	0	1	0	0	11
LaMore	2-4	0-0	0-0	1	1	4	0	2	0	0	19
Fleming	0-0	0-0	0-0	0	0	0	0	0	0	0	1
Abdur-Ra'hoof	1-1	0-0	0-0	1	0	2	0	0	0	0	1
Bunce	0-0	0-0	1-2	1	0	1	0	0	0	0	1
Bathurst	0-2	0-0	0-0	2	0	0	0	0	0	0	5
Brown	0-0	0-0	0-0	0	0	0	0	0	0	0	1
Mischler	0-0	0-0	0-0	0	0	0	1	0	0	0	1
Smith	1-5	0-2	0-0	0	2	2	0	0	0	0	13
Fallas	4-8	3-6	0-0	4	1	11	2	2	0	3	26
Tomic	0-0	0-0	0-0	0	0	0	0	0	0	0	2
Giddens	3-3	0-0	0-1	3	3	6	0	0	0	0	7
TEAM				8							

Totals	19-55	4-22	2-5	34	14	44	13	18	3	8	200
Total FG%	1st Half: 5-25	20.0%	2nd Half: 14-30	46.7%							
3-Pt. FG%	1st Half: 2-13	15.4%	2nd Half: 2-9	22.2%							
F Throw%	1st Half: 0-0	0.0%	2nd Half: 2-5	40.0%							
Deadball Rebounds:	2										

Home: Syracuse (9-4)

PLAYER	FG-FGA	3G-3GA	FT-FTA	R	PF	TP	A	TO	B	S	MP
Gbinije	f 3-6	1-2	0-0	1	2	7	3	2	0	1	30
McCullough	f 3-4	0-0	0-1	7	0	6	0	1	2	2	24
Christmas	c 9-12	0-0	1-3	9	2	19	0	5	2	1	34
Cooney	g 4-12	2-5	4-4	4	0	14	4	2	0	3	35
Joseph	g 4-6	0-0	0-0	3	3	8	2	1	1	2	27
Sutton	0-0	0-0	0-0	0	0	0	0	0	0	0	1
Johnson	0-1	0-1	0-1	0	0	0	2	1	0	1	9
Sanderson	0-0	0-0	0-0	0	0	0	0	0	0	0	1
Patterson	0-3	0-3	0-0	0	0	0	3	1	0	2	15
White	1-1	1-1	0-0	0	0	3	0	0	0	0	1
Roberson	1-6	0-0	2-2	5	0	4	2	1	0	0	22
Akintobi-Adeyeye	0-1	0-0	0-0	0	1	0	0	0	0	0	1
TEAM				4							

Totals	25-52	4-12	7-11	33	8	61	16	14	5	12	200
Total FG%	1st Half: 10-27	37.0%	2nd Half: 15-25	60.0%							
3-Pt. FG%	1st Half: 1-5	20.0%	2nd Half: 3-7	42.9%							
F Throw%	1st Half: 2-5	40.0%	2nd Half: 5-6	83.3%							
Deadball Rebounds:	1										

Visitor: Syracuse (10-4)

PLAYER	FG-FGA	3G-3GA	FT-FTA	R	PF	TP	A	TO	B	S	MP
McCullough	f 1-2	0-0	0-0	7	2	2	1	1	3	0	18
Christmas	f 6-12	0-0	0-6	9	3	17	1	0	3	0	36
Gbinije	g 3-6	2-3	2-5	4	4	10	3	3	0	3	38
Cooney	g 6-21	4-13	2-5	2	1	18	3	1	0	2	40
Joseph	g 0-2	0-1	2-2	0	4	2	3	1	0	0	17
Patterson	3-9	0-4	2-6	2	2	8	3	0	1	0	21
Roberson	4-7	0-0	3-4	17	2	11	1	2	0	0	30
TEAM				1							

Totals	23-59	6-21	16-28	42	18	68	15	8	7	5	200
Total FG%	1st Half: 16-37	43.2%	2nd Half: 7-22	31.8%							
3-Pt. FG%	1st Half: 5-16	31.3%	2nd Half: 1-5	20.0%							
F Throw%	1st Half: 5-7	71.4%	2nd Half: 11-21	52.4%							
Deadball Rebounds:	8										

Home: Virginia Tech (8-6)

PLAYER	FG-FGA	3G-3GA	FT-FTA	R	PF	TP	A	TO	B	S	MP
Henry	f 1-4	0-0	0-0	2	5	2	1	0	2	0	18
Smith	g 3-13	1-8	0-0	1	1	7	2	1	0	0	33
Bibbs	g 7-14	4-8	4-6	11	1	22	1	3	0	1	39
Wilson	g 3-10	0-1	7-9	3	1	13	8	1	0	0	38
Hill	g 3-7	2-2	0-0	3	5	8	1	1	0	0	32
Muller	1-3	1-3	0-0	2	1	3	0	2	0	0	10
Pierce	2-2	0-0	0-0	4	5	4	0	2	1	0	16
Johnston	2-3	2-3	1-2	3	4	7	1	1	0	0	14
TEAM				5							

Totals	22-56	10-25	12-17	34	23	66	14	11	3	1	200
Total FG%	1st Half: 7-25	28.0%	2nd Half: 15-31	48.4%							
3-Pt. FG%	1st Half: 3-11	27.3%	2nd Half: 7-14	50.0%							
F Throw%	1st Half: 6-7	85.7%	2nd Half: 6-10	60.0%							
Deadball Rebounds:	1,2										

Visitor: Syracuse (11-4, 2-0 ACC)

PLAYER	FG-FGA	3G-3GA	FT-FTA	R	PF	TP	A	TO	B	S	MP
McCullough	f 1-7	0-0	1-4	4	2	3	0	1	0	2	24
Christmas	f 7-17	0-0	4-4	8	2	18	3	4	2	2	40
Gbinije	g 6-11	2-2	0-0	10	3	14	1	1	1	0	36
Cooney	g 3-10	2-6	1-2	1	1	9	1	2	0	2	39
Joseph	g 0-2	0-0	0-0	3	1	0	5	1	0	0	25
Patterson	0-2	0-1	0-0	0	0	0	2	0	2	1	16
Roberson	1-3	0-0	0-0	4	4	2	1	3	0	0	20
TEAM				3							

Totals	18-52	4-9	6-10	33	13	46	13	12	5	7	200
Total FG%	1st Half: 11-33	33.3%	2nd Half: 7-19	36.8%							
3-Pt. FG%	1st Half: 3-7	42.9%	2nd Half: 1-2	50.0%							
F Throw%	1st Half: 3-6	50.0%	2nd Half: 3-4	75.0%							
Deadball Rebounds:	3,2										

Home: Georgia Tech (9-5, 0-2 ACC)

PLAYER	FG-FGA	3G-3GA	FT-FTA	R	PF	TP	A	TO	B	S	MP
Mitchell	f 5-10	0-0	7-8	11	2	17	0	5	1	0	31
Georges-Hunt	f 2-8	1-3	4-5	6	0	9	1	4	0	2	34
Cox	c 2-10	0-0	1-2	6	3	5	1	0	3	1	27
Bolden	g 1-8	1-6	0-0	4	2	3	2	0	0	0	29
Jorgenson	g 2-6	1-3	0-0	2	0	5	4	3	0	2	23
Jackson	1-5	0-3	0-0	1	0	2	0	0	0	0	9
Heath	1-3	0-0	0-0	2	0	2	0	2	0	0	17
Stephens	0-3	0-2	0-0	1	2	0	0	0	0	0	8
Sampson	1-4	0-0	0-0	3	2	2	1	0	0	1	15
Lammers	0-0	0-0	0-0	2	1	0	0	0	0	0	7
TEAM				5							

Totals	15-57	3-17	12-15	43	12	45	9	14	4	6	200
Total FG%	1st Half: 10-28	35.7%	2nd Half: 5-29	17.2%							
3-Pt. FG%	1st Half: 1-8	12.5%	2nd Half: 2-9	22.2%							
F Throw%	1st Half: 6-8	75.0%	2nd Half: 6-7	85.7%							
Deadball Rebounds:	2										

GAME 14

Syracuse at Virginia Tech
Jan. 3, 2015 | Cassell Coliseum
Blacksburg, Va.
Officials: Doug Shows, Bill Covington Jr., Clarence Armstrong
Attendance: 6,838

S 68

VT 66

Score by Periods	1st	2nd	Total
Syracuse	42	26	68
Virginia Tech	23	43	66

BLACKSBURG, Va. – Sophomore forward Tyler Roberson had his second 17-rebound game of the season and Syracuse (10-4, 1-0) held off a late Virginia Tech (8-6, 0-1) rally to win its league opener, 68-66. The Orange grabbed a lead for good three minutes into the first half and defended a last-second three-point attempt by the Hokies to secure the triumph.

"They were a pretty small team, so I just attacked it and went after them. I was going after it the whole game. I feel like when I was going after it, good things happened and I got a lot of rebounds." - Tyler Roberson

Syracuse used its height advantage to build a 22-point, first-half margin. The Orange was up 19-14 with 12:13 remaining in the first half when it went on a 21-4 run. By the intermission, Syracuse had a 42-23 lead, thanks in part to a 16-4 advantage on points-in-the-paint and a 26-14 rebounding margin.

The Orange zone defense held the Hokies to 7-of-25 (.280) from the field, including 3-of-11 (.273) on 3-point attempts in the opening half. Virginia Tech had entered the contest shooting .490 and .406, respectively.

Virginia Tech's Will Johnston connected on two long threes late in the second and Syracuse's lead was on the line in a last-ditch attempt to grab the win. Patterson made one-of-two free throws with 13 ticks on the clock for a 68-63 cushion but Ahmed Hill answered with a three-ball a few seconds later. Patterson was fouled again but missed his two free throws and Malik Miller's potential game-winning 3-pointer fell short.

GAME 15

Syracuse at Georgia Tech
Jan. 7, 2015 | McCamish Pavilion
Atlanta, Ga.
Officials: Jamie Luckie, Raymon Styons, Mike Stuart
Attendance: 7,831

S 46

GT 45

Score by Periods	1st	2nd	Total
Syracuse	28	18	46
Georgia Tech	27	18	45

ATLANTA, Ga. - Rakeem Christmas converted two free throws with 12 seconds left and the Syracuse defense thwarted a last-second attempt for the second game in a row in Syracuse's (11-4, 2-0) 46-45 win at Georgia Tech (9-5, 0-2).

Christmas led all scorers with 18 points and had nine rebounds while Michael Gbinije added 14 points and a career-high 10 rebounds for his first double-double.

"Rak going to the line in that situation, making those two, that's big. You like to see a senior be in that position and make those free throws. They're hard to make. You're down one and you go to the line, you have to make at least one of them to continue playing. That was great composure." - Coach Boeheim

The Orange defense had one of its best performances of the season, especially down the stretch as Georgia Tech was able to convert only 1 of its last 13 field-goal attempts. Overall, the Yellow Jackets were only 15-of-57 from the field (.263), including just 3-of-17 (.176) on 3-point attempts.

The game was tight throughout and featured 14 lead changes and nine ties. Neither team was able to build a lead greater than four points – the Orange led by three, 44-41, with 4:33 left while Georgia Tech's greatest margin was 41-37 with 8:51 remaining. Syracuse used a 7-0 run, started by Trevor Cooney's 3-pointer, to regain the advantage, 44-41.

Two free throws by Georgia Tech's Charles Mitchell, followed by two more from Marcus Georges-Hunt, put the hosts up 45-44 with 1:23 left, setting up the dramatic final shots from Christmas.

Game Summaries

GAME **16**

Syracuse vs. Florida State
Jan. 11, 2015 | Carrier Dome
Syracuse, N.Y.
Officials: Bryan Kersey, Brian O'Connell, Michael Stephens
Attendance: 24,257

S 70

57

Score by Periods

	1st	2nd	Total
Syracuse	35	35	70
Florida State	22	35	57

SYRACUSE, N.Y. – A season-high 28 points from Trevor Cooney powered Syracuse (12-4, 3-0 ACC) past Florida State (9-7, 1-2 ACC), 70-57, on Sunday night in the Carrier Dome. Rakeem Christmas supported the Orange down low with his fifth double-double of the season, contributing 14 points and 11 boards.

"When he's (Trevor Cooney) on, you've got to get him the ball. It's a must." - Rakeem Christmas

'Cuse finished shooting 58.8% from three-point range, hitting 10-of-17 attempts. Cooney led Syracuse with 28 points for his third game with 20-points or more this season. His seven buckets from three-point range was the most any member of the Orange has made this season. The last time a Syracuse player made seven threes in a game was in 2013 when Cooney dropped 27 on Cornell.

What started as a close contest quickly tilted in favor of the Orange after a 14-4 run gave it a 26-12 lead with 7:35 left in the stanza. Following the run, Syracuse continued to shoot with a hot hand, entering intermission leading by a 13-point margin thanks to its best 3-point shooting performance in a half this season.

Florida State never pulled within closer than nine points of Syracuse's lead in the latter half. The first time Florida State cut the lead to nine was with just under 11 minutes left and 'Cuse answered with a 6-1 run, fueled by four points from Gbinije and a dunk from Christmas. The final push by the Seminoles was with 5:29 to go and Syracuse burst out to its largest lead of the game with an 11-2 run to take an 18-point advantage with a 70-52 score. 'Cuse killed the clock on its ensuing possessions to defeat the Seminoles, 70-57, and remain undefeated in conference play with a 3-0 record.

Visitor: Florida State (9-7, 1-2 ACC)

PLAYER	FG-FGA	3G-3GA	FT-FTA	R	PF	TP	A	TO	B	S	MP
Rathan-Mayes	6-14	1-5	1-2	4	3	14	2	2	0	2	32
Brandon Ojo	2-7	0-1	5-8	7	2	9	4	1	1	0	38
Cofer	1-3	0-0	0-0	1	2	2	1	1	0	0	7
Bookert	2-12	0-6	2-2	5	3	5	0	3	0	0	24
Smith	1-2	0-1	0-0	4	4	2	0	1	0	0	14
Turpin	0-2	0-0	2-2	1	0	2	0	0	0	0	7
Bojanovsky	5-5	0-0	0-1	2	1	10	0	0	4	1	25
Berwick	3-6	1-3	0-0	1	1	7	0	4	0	1	13
TEAM				5							
Totals	21-53	2-16	13-21	35	18	57	12	13	5	4	200
Total FG%	1st Half: 8-26	30.8%	2nd Half: 13-27	48.1%							
3-Pt. FG%	1st Half: 0-8	0.0%	2nd Half: 2-8	25.0%							
F Throw%	1st Half: 6-9	66.7%	2nd Half: 7-12	58.3%							
Deadball Rebounds:	2										

Home: Syracuse (12-4, 3-0 ACC)

PLAYER	FG-FGA	3G-3GA	FT-FTA	R	PF	TP	A	TO	B	S	MP
Gbinije	4-12	2-3	1-2	9	2	11	5	1	0	1	40
McCullough	1-2	0-0	2-2	1	1	4	0	1	1	0	8
Christmas	5-13	0-0	4-6	11	4	14	2	2	5	1	35
Cooney	9-16	7-11	3-4	1	2	28	2	1	0	3	39
Joseph	1-4	0-0	3-4	2	1	5	7	1	0	2	32
Patterson	1-4	1-3	0-0	1	0	3	2	0	0	0	9
Roberson	1-5	0-0	3-4	9	1	5	0	1	0	0	32
Obokoh	0-1	0-0	0-0	1	4	0	0	0	0	0	5
TEAM				4		1					
Totals	22-57	10-17	16-22	39	15	70	18	8	6	7	200
Total FG%	1st Half: 12-33	36.4%	2nd Half: 10-24	41.7%							
3-Pt. FG%	1st Half: 6-11	54.5%	2nd Half: 4-6	66.7%							
F Throw%	1st Half: 5-6	83.3%	2nd Half: 11-16	68.8%							
Deadball Rebounds:	5										

GAME **17**

Syracuse vs. Wake Forest
Jan. 13, 2015 | Carrier Dome
Syracuse, N.Y.
Officials: Jamie Luckie, Ed Corbett, Lamar Simpson
Attendance: 23,367

S 86

WF 83

Score by Periods

	1st	2nd	OT	Total
Syracuse	36	35	15	86
Florida State	37	34	12	83

SYRACUSE, N.Y. – Rakeem Christmas capped off his career best 35-point performance with four clutch free throws down the stretch to help Syracuse (13-4, 4-0 ACC) defeat Wake Forest (9-9, 1-4 ACC), 86-83, in overtime. Syracuse extended its winning streak to seven games and the Orange improved to 10-1 in the Carrier Dome this season.

"These wins carry on into other games. The games are starting to get harder and harder so we need all these wins that we can get." - Rakeem Christmas

The 35-point effort by Christmas is the best scoring performance by an ACC player this season. His performance was complemented by 21-points from Trevor Cooney and 17 from Michael Gbinije. Syracuse is now 10-2 when Christmas and Cooney score in double-figures and tonight's game is the first time this season both have scored 20 points or more. Christmas, Gbinije and Cooney scored Syracuse's final 28 points of the game to seal the victory. Christmas executed down the stretch despite having four fouls in the final eight minutes of play.

There was a total of 14 lead changes and nine tie scores in the game, leading to the final possession of regulation. With time winding down and the score knotted at 71, Gbinije took the ball up court and found a seam in the Demon Deacon defense but his layup rolled off the rim, sending the game into overtime.

N either team was able to gain any ground until Gbinije dropped five points in a row with two minutes remaining to give the Orange a three-point lead. Wake Forest was able to cut the lead to one, but four free throws in a row from Christmas extended Syracuse's lead to five with nine seconds remaining. Facing defeat, Wake Forest's Codi Miller was right on target with a three from the top of the key to pull within two. Trevor Cooney was then forced to go to the line with three seconds remaining, making one to solidify the three-point victory.

Visitor: Wake Forest (9-9, 1-4 ACC)

PLAYER	FG-FGA	3G-3GA	FT-FTA	R	PF	TP	A	TO	B	S	MP
Thomas	4-6	0-0	3-4	10	5	11	2	0	0	0	33
McClinton	2-5	0-0	3-3	1	2	7	3	1	0	1	22
Leonard	3-8	2-4	0-0	2	3	8	0	0	0	0	20
Miller-McIntyre	9-17	2-4	4-6	6	0	24	6	3	2	1	43
Wilbekin	0-4	0-4	2-2	3	2	2	5	1	0	0	34
Jones	1-1	0-0	0-0	3	3	2	3	1	0	1	15
Hudson	1-8	1-6	0-0	3	1	3	1	3	1	0	21
Washington	0-0	0-0	0-0	1	1	0	0	0	0	0	1
Mitoglou	10-13	4-7	2-2	6	3	26	0	3	0	2	36
O'Brien	0-0	0-0	0-0	0	1	0	0	0	0	0	0+
TEAM				9		1					
Totals	30-62	9-25	14-19	43	21	83	20	13	3	5	225
Total FG%	1st Half: 14-32	43.8%	2nd Half: 11-24	45.8%	OT: 5-6	83.3%					
3-Pt. FG%	1st Half: 3-12	25.0%	2nd Half: 5-11	45.5%	OT: 1-2	50.0%					
F Throw%	1st Half: 6-7	85.7%	2nd Half: 7-8	87.5%	OT: 1-4	25.0%					
Deadball Rebounds:	2										

Home: Syracuse (13-4, 4-0 ACC)

PLAYER	FG-FGA	3G-3GA	FT-FTA	R	PF	TP	A	TO	B	S	MP
Gbinije	5-12	3-5	4-6	11	4	17	7	2	1	2	42
Roberson	3-11	0-1	0-0	10	2	6	3	0	0	1	44
Christmas	13-21	0-0	9-12	9	4	35	2	3	1	2	45
Cooney	6-17	5-12	4-6	0	3	21	5	0	0	4	45
Joseph	2-4	0-0	0-0	3	0	4	2	1	0	0	23
Johnson	0-1	0-0	0-0	1	1	0	0	0	0	0	3
Patterson	1-6	1-3	0-2	0	1	3	1	1	0	1	23
TEAM				5		1					
Totals	30-72	9-21	17-26	39	15	86	20	8	2	10	225
Total FG%	1st Half: 15-35	42.9%	2nd Half: 12-31	38.7%	OT: 3-6	50.0%					
3-Pt. FG%	1st Half: 3-5	60.0%	2nd Half: 5-13	38.5%	OT: 1-3	33.3%					
F Throw%	1st Half: 3-4	75.0%	2nd Half: 6-10	60.0%	OT: 8-12	66.7%					
Deadball Rebounds:	4										

GAME **18**

Syracuse at Clemson
Jan. 17, 2015 | Littlejohn Coliseum
Clemson, S.C.
Officials: Roger Ayers, Sean Hull, Dwayne Gladden
Attendance: 10,000

S 53

66

Score by Periods

	1st	2nd	Total
Clemson	39	27	66
Syracuse	18	35	53

SYRACUSE, N.Y. – Rakeem Christmas recorded his sixth double-double of the season with 21 points and 10 rebounds but Syracuse's (13-5, 4-1 ACC) seven-game win streak was snapped in a 66-53 loss at Clemson (9-7, 1-3 ACC). Kaleb Joseph finished with his best scoring performance in conference play with 12 points and Tyler Roberson recorded his fifth game this season with 10 rebounds or more, finishing the contest with 13.

"I liked the way we fought toward the end. We should have been playing like that the whole game." - Trevor Cooney

Clemson fired out of the gates, shooting 53% and hitting five threes in the first half. Syracuse struggled to keep up as Clemson quickly followed up a 16-5 run early in the game with a 16-4 stretch to attain a 39-18 lead at the half. The Tigers' defense created problems for Syracuse, forcing the Orange into a 7-of-28 (.250) first-half shooting performance. The Tigers limited Syracuse to 1-of-11 (.091) on 3-point attempts.

Syracuse held Clemson to just six points in the first 10:00 of the latter stanza in order to cut its deficit to 13 with a 45-32 score. Once the momentum began to shift, Clemson did just enough to keep the Orange at a distance, never allowing Syracuse within closer than 12 points to finish the game with a 66-53 score.

Visitor: Syracuse (13-5, 4-1 ACC)

PLAYER	FG-FGA	3G-3GA	FT-FTA	R	PF	TP	A	TO	B	S	MP
Roberson	2-6	0-0	0-0	13	2	4	0	2	0	2	36
Christmas	10-13	0-0	1-3	10	2	21	0	1	0	0	40
Gbinije	4-12	2-5	1-2	2	3	11	2	3	0	1	40
Cooney	0-7	0-5	5-7	2	2	5	2	2	0	1	38
Joseph	5-13	0-2	2-2	1	1	12	2	1	0	1	33
Johnson	0-3	0-1	0-0	1	0	0	0	0	0	0	6
Patterson	0-3	0-2	0-0	1	5	0	1	0	0	0	7
TEAM				0							
Totals	21-57	2-15	9-14	30	15	53	7	9	0	5	200
Total FG%	1st Half: 7-28	25.0%	2nd Half: 14-29	48.3%							
3-Pt. FG%	1st Half: 1-11	9.1%	2nd Half: 1-4	25.0%							
F Throw%	1st Half: 3-4	75.0%	2nd Half: 6-10	60.0%							
Deadball Rebounds:	2										

Home: Clemson (10-7, 1-4 ACC)

PLAYER	FG-FGA	3G-3GA	FT-FTA	R	PF	TP	A	TO	B	S	MP
Blossomgame	6-10	0-0	3-4	12	0	15	0	1	0	1	34
Grantham	6-12	4-8	0-0	2	0	16	2	2	0	0	33
Nnoko	3-5	0-0	2-5	6	4	8	0	0	1	0	16
Hall	4-6	2-3	5-5	3	2	15	6	2	0	2	40
Harrison	1-7	1-5	0-0	3	1	3	1	3	0	1	25
Rooks	0-0	0-0	0-0	0	0	0	0	0	0	0	0+
Ajukwa	0-1	0-0	0-0	1	0	0	0	0	0	1	7
Roper	3-7	1-4	0-0	0	1	7	2	2	0	0	18
Smith	0-1	0-0	2-4	3	1	2	0	0	0	0	6
McGillan	0-0	0-0	0-0	0	0	0	0	0	0	0	0+
Djite	0-2	0-0	0-2	6	4	0	1	0	0	0	21
TEAM				4							
Totals	23-51	8-20	12-20	40	13	66	12	10	1	5	200
Total FG%	1st Half: 16-30	53.3%	2nd Half: 7-21	33.3%							
3-Pt. FG%	1st Half: 5-13	38.5%	2nd Half: 3-7	42.9%							
F Throw%	1st Half: 2-3	66.7%	2nd Half: 10-17	58.8%							
Deadball Rebounds:	5										

Game Summaries

GAME 19

Syracuse vs Boston College
Jan. 20, 2015 | Carrier Dome
Syracuse N.Y.
Officials: Mike Eades, Mike Stuart, Raymond Styons
Attendance: 23,781

S 69
Score by Periods
Syracuse 35
Boston College 17

B 61
Score by Periods
Syracuse 35
Boston College 17

SYRACUSE, N.Y. – Michael Gbinije finished with a team-high 17 points while the other starting four all scored in double-figures to power Syracuse (14-5, 5-1 ACC) by Boston College (8-9, 0-5 ACC), 69-61.

(On Christmas fouling out) “I think we had to grow up a little bit. Guys got assertive. They didn’t put their heads down. They stepped up, and everyone rallied behind that. I think we grew up a little bit as a team tonight.” - Kaleb Joseph

After Boston College got off to a hot start, netting four of its first eight three-point attempts in the opening 5:19 of the game, Syracuse found itself trailing, 12-4. Despite the early deficit, Rakeem Christmas and Gbinije found holes in the Eagle’s defense for a combined 18 points to fuel a 20-3 surge to create a 24-15 lead with 5:12 left in the first stanza.

The Eagles once again came out of the gate shooting with a hot hand, outscoring the Orange 14-4 in the first 4:30 of the second half to slice Syracuse’s lead to nine, 37-28 score. Gbinije retaliated with six points, powering a 9-3 run to regain a 15-point advantage with 13:31 to go.

Both teams traded baskets until Boston College cut Syracuse’s lead to eight with a 12-5 burst of offense after fouling out Christmas at the 1:51 mark. Syracuse saw its lead cut to six with 25-seconds remaining. The Orange defense limited Boston College to one-of-seven from the floor the rest of the way, while Cooney and Joseph combined for four key free throws in the final seconds to keep the Eagles at a distance, solidifying the 69-61 victory.

Visitor: Boston College (8-9, 0-5 ACC)

PLAYER	FG-FGA	3G-3GA	FT-FTA	R	PF	TP	A	TO	B	S	MP
Brown f	5-14	4-10	7-9	6	2	21	2	1	0	0	36
Clifford f	0-1	0-0	1-2	1	5	1	0	1	1	0	17
Heckmann c	1-8	0-4	7-8	9	3	9	4	0	0	2	34
Batten g	5-11	3-7	4-8	5	3	17	1	3	1	1	32
Hanlan g	5-14	3-7	0-0	5	3	13	5	1	0	0	39
Owens	0-0	0-0	0-0	0	0	0	0	0	0	0	4
Odio	0-0	0-0	0-0	2	3	0	2	3	1	0	10
Magarity	0-2	0-1	0-0	1	3	0	1	0	0	0	15
Cain Carney	0-1	0-0	0-0	0	1	0	0	0	0	0	5
Dragicevich	0-0	0-0	0-0	0	1	0	0	0	0	0	8
TEAM				6				1			
Totals	16-51	10-29	19-27	35	24	61	15	10	3	3	200
Total FG%	1st Half: 5-23	21.7%	2nd Half: 11-28	39.3%							
3-Pt. FG%	1st Half: 4-14	28.6%	2nd Half: 6-15	40.0%							
F Throw%	1st Half: 3-6	50.0%	2nd Half: 16-21	76.2%							
Deadball Rebounds:	4										

Home: Syracuse (14-5, 5-1 ACC)

PLAYER	FG-FGA	3G-3GA	FT-FTA	R	PF	TP	A	TO	B	S	MP
Gbinije f	7-12	2-6	1-2	8	4	17	4	3	1	1	40
Roberson f	3-8	0-0	4-6	6	1	10	3	0	3	1	35
Christmas f	5-8	0-0	2-2	7	5	12	1	0	0	0	23
Cooney g	4-11	2-5	5-8	5	1	15	1	3	0	2	40
Joseph g	2-7	0-0	9-11	2	4	13	7	1	0	0	32
Johnson	0-2	0-0	0-2	2	0	0	0	1	0	0	6
Patterson	1-1	0-0	0-0	0	0	2	0	0	0	0	8
Obokoh	0-1	0-0	0-0	4	2	0	0	0	1	0	16
TEAM				3							
Totals	22-50	4-11	21-31	37	17	69	16	8	5	4	200
Total FG%	1st Half: 14-27	51.9%	2nd Half: 8-23	34.8%							
3-Pt. FG%	1st Half: 2-5	40.0%	2nd Half: 2-6	33.3%							
F Throw%	1st Half: 5-6	83.3%	2nd Half: 16-25	64.0%							
Deadball Rebounds:	5										



2014-15 Syracuse (14-5, 5-1 ACC)
Syracuse Combined Team Statistics (as of Jan 20, 2015)
All games



RECORD:	OVERALL	HOME	AWAY	NEUTRAL
ALL GAMES	14-5	11-1	2-3	1-1
CONFERENCE	5-1	3-0	2-1	0-0
NON-CONFERENCE	9-4	8-1	0-2	1-1

#	Player	gp-gs	min	avg	Total	3-Point	F-Throw	Rebounds														
					fg-fga	fg%	3fg-fga	3fg%	ft-fa	ft%	off	def	tot	avg	pf	dq	a	to	blk	stl	pts	avg
25	Rakeem Christmas	19-19	615	32.4	132-220	.600	0-0	.000	78-107	.729	60	109	169	8.9	63	3	27	38	40	16	342	18.0
10	Trevor Cooney	19-19	704	37.1	83-220	.377	49-130	.377	52-68	.765	8	37	45	2.4	28	0	44	28	0	35	267	14.1
00	Michael Gbinije	18-12	584	32.4	75-158	.475	24-59	.407	21-41	.512	15	78	93	5.2	50	2	57	35	5	27	195	10.8
05	Chris McCullough	16-16	450	28.1	54-113	.478	1-1	1.000	40-71	.563	36	74	110	6.9	41	2	18	35	33	27	149	9.3
14	Kaleb Joseph	19-19	586	30.8	50-129	.388	4-22	.182	30-41	.732	9	41	50	2.6	36	0	94	49	2	23	134	7.1
21	Tyler Roberson	16-7	416	26.0	46-112	.411	0-3	.000	18-25	.720	45	66	111	6.9	23	0	17	18	8	12	110	6.9
02	B.J. Johnson	14-3	205	14.6	19-67	.284	6-29	.207	12-18	.667	20	33	53	3.8	11	0	11	11	3	8	56	4.0
04	Ron Patterson	17-0	214	12.6	16-65	.246	7-41	.171	2-8	.250	4	8	12	0.7	16	1	30	8	4	10	41	2.4
35	Chinonso Obokoh	8-0	59	7.4	4-6	.667	0-0	.000	2-2	1.000	8	7	15	1.9	14	0	2	1	3	3	10	1.3
13	Christian White	3-0	6	2.0	1-2	.500	1-2	.500	0-2	.000	1	2	3	1.0	0	0	0	1	0	0	3	1.0
34	D. Akintobi-Adeyeye	3-0	4	1.3	0-1	.000	0-0	.000	0-2	.000	1	1	2	0.7	1	0	0	1	0	0	0	0.0
01	Mike Sutton	3-0	4	1.3	0-0	.000	0-0	.000	0-0	.000	0	0	0	0.0	0	0	0	0	1	0	0	0.0
03	Carter Sanderson	3-0	3	1.0	0-3	.000	0-3	.000	0-0	.000	0	0	0	0.0	0	0	0	0	0	0	0	0.0
Team											33	31	64				3					
Total.....		19	3850		480-1096	.438	92-290	.317	255-385	.662	240	487	727	38.3	283	8	300	228	99	161	1307	68.8
Opponents.....		19	3850		397-1055	.376	117-405	.289	219-318	.689	222	437	659	34.7	335	7	252	279	63	117	1130	59.5

TEAM STATISTICS	SU	OPP
SCORING	1307	1130
Points per game	68.8	59.5
Scoring margin	+9.3	-
FIELD GOALS-ATT	480-1096	397-1055
Field goal pct	.438	.376
3 POINT FG-ATT	92-290	117-405
3-point FG pct	.317	.289
3-pt FG made per game	4.8	6.2
FREE THROWS-ATT	255-385	219-318
Free throw pct	.662	.689
F-Throws made per game	13.4	11.5
REBOUNDS	727	659
Rebounds per game	38.3	34.7
Rebounding margin	+3.6	-
ASSISTS	300	252
Assists per game	15.8	13.3
TURNOVERS	228	279
Turnovers per game	12.0	14.7
Turnover margin	+2.7	-
Assist/turnover ratio	1.3	0.9
STEALS	161	117
Steals per game	8.5	6.2
BLOCKS	99	63
Blocks per game	5.2	3.3
ATTENDANCE	258685	78541
Home games-Avg/Game	12-21557	5-11149
Neutral site-Avg/Game	-	2-11398

	Date	Opponent		Score	Att.
!	11/14/14	KENNESAW STATE	w	89-42	22833
!	11/16/14	HAMPTON	w	65-47	22848
!	11/20/14	vs California	L	59-73	11541
!	11/21/14	vs Iowa	w	66-63	11255
	11/25/14	LOYOLA	w	70-37	17691
	11/28/14	HOLY CROSS	w	72-48	19167
#	12/2/14	at Michigan	L	65-68	12707
	12/6/14	ST. JOHN'S	L	57-69	24884
	12/14/14	LOUISIANA TECH	w	71-69	19156
	12/20/14	at Villanova	Lot	77-82	18369
	12/22/14	COLGATE	w	78-43	18905
	12/28/14	LONG BEACH STATE	w	85-67	22508
	12/31/14	CORNELL	w	61-44	19288
*	1/3/15	at Virginia Tech	w	68-66	6838
*	1/7/15	at Georgia Tech	w	46-45	7831
*	1/11/15	FLORIDA STATE	w	70-57	24257
*	1/13/15	WAKE FOREST	Wot	86-83	23367
*	1/17/15	at Clemson	L	53-66	10000
*	1/20/15	BOSTON COLLEGE	w	69-61	23781

* = ACC game

! = 2K Classic benefitting Wounded Warrior Project

= ACC/Big Ten Classic (Ann Arbor, Mich.)

Score by Periods	1st	2nd	OT	Totals
Syracuse	632	652	23	1307
Opponents	492	613	25	1130



2014-15 Syracuse (14-5, 5-1 ACC)
Syracuse Combined Team Statistics (as of Jan 20, 2015)
Conference games



RECORD:	OVERALL	HOME	AWAY	NEUTRAL
ALL GAMES	5-1	3-0	2-1	0-0
CONFERENCE	5-1	3-0	2-1	0-0
NON-CONFERENCE	0-0	0-0	0-0	0-0

#	Player	gp-gs	min	avg	Total		3-Point		F-Throw		Rebounds				pf	dq	a	to	blk	stl	pts	avg
					fg-fga	fg%	3fg-fga	3fg%	ft-fa	ft%	off	def	tot	avg								
25	Rakeem Christmas	6-6	219	36.5	46-84	.548	0-0	.000	25-33	.758	18	36	54	9.0	20	1	9	10	11	5	117	19.5
10	Trevor Cooney	6-6	241	40.2	28-82	.341	20-52	.385	20-32	.625	3	8	11	1.8	10	0	14	9	0	14	96	16.0
00	Michael Gbinije	6-6	236	39.3	29-65	.446	13-24	.542	9-17	.529	7	37	44	7.3	20	0	22	13	3	8	80	13.3
21	Tyler Roberson	6-3	197	32.8	14-40	.350	0-1	.000	10-14	.714	23	36	59	9.8	12	0	8	8	3	4	38	6.3
14	Kaleb Joseph	6-6	162	27.0	10-32	.313	0-3	.000	16-19	.842	2	9	11	1.8	11	0	26	6	0	3	36	6.0
05	Chris McCullough	3-3	50	16.7	3-11	.273	0-0	.000	3-6	.500	3	9	12	4.0	5	0	1	3	4	2	9	3.0
04	Ron Patterson	6-0	84	14.0	6-25	.240	2-13	.154	2-8	.250	2	2	4	0.7	8	1	9	1	3	2	16	2.7
35	Chinonso Obokoh	2-0	21	10.5	0-2	.000	0-0	.000	0-0	.000	3	2	5	2.5	6	0	0	0	1	0	0	0.0
02	B.J. Johnson	3-0	15	5.0	0-6	.000	0-1	.000	0-2	.000	2	2	4	1.3	1	0	0	1	0	0	0	0.0
Team											9	7	16					2				
Total.....		6	1225		136-347	.392	35-94	.372	85-131	.649	72	148	220	36.7	93	2	89	53	25	38	392	65.3
Opponents.....		6	1225		127-330	.385	42-132	.318	82-119	.689	74	156	230	38.3	111	5	82	71	19	24	378	63.0

TEAM STATISTICS	SU	OPP
SCORING	392	378
Points per game	65.3	63.0
Scoring margin	+2.3	-
FIELD GOALS-ATT	136-347	127-330
Field goal pct	.392	.385
3 POINT FG-ATT	35-94	42-132
3-point FG pct	.372	.318
3-pt FG made per game	5.8	7.0
FREE THROWS-ATT	85-131	82-119
Free throw pct	.649	.689
F-Throws made per game	14.2	13.7
REBOUNDS	220	230
Rebounds per game	36.7	38.3
Rebounding margin	-1.7	-
ASSISTS	89	82
Assists per game	14.8	13.7
TURNOVERS	53	71
Turnovers per game	8.8	11.8
Turnover margin	+3.0	-
Assist/turnover ratio	1.7	1.2
STEALS	38	24
Steals per game	6.3	4.0
BLOCKS	25	19
Blocks per game	4.2	3.2
ATTENDANCE	71405	24669
Home games-Avg/Game	3-23802	3-8223
Neutral site-Avg/Game	-	0-0

Date	Opponent		Score	Att.
* 1/3/15	at Virginia Tech	w	68-66	6838
* 1/7/15	at Georgia Tech	w	46-45	7831
* 1/11/15	FLORIDA STATE	w	70-57	24257
* 1/13/15	WAKE FOREST	Wot	86-83	23367
* 1/17/15	at Clemson	L	53-66	10000
* 1/20/15	BOSTON COLLEGE	w	69-61	23781

* = ACC game

! = 2K Classic benefitting Wounded Warrior Project

= ACC/Big Ten Classic (Ann Arbor, Mich.)

Score by Periods	1st	2nd	OT	Totals
Syracuse	194	183	15	392
Opponents	165	201	12	378