



19

#18/18 Duke (14-4, 2-3) vs. NR/RV Miami (12-5, 2-3)

Saturday, January 21, 2017 // 8:15 p.m. ET // ESPN

Durham, N.C. // Cameron Indoor Stadium (9,314)

2016-17 SCHEDULE

BASKETBALL HALL OF FAME TIP-OFF (CAMERON INDOOR STADIUM - DURHAM, N.C.)

N11	[1/-] MARIST (ACCN EXTRA)	W, 94-49
N12	[1/-] GRAND CANYON (RSN)	W, 96-61

State Farm Champions Classic (Madison Square Garden - New York, N.Y.)

N15	[1/7] vs. Kansas (ESPN)	L, 75-77
-----	-------------------------	----------

Basketball Hall of Fame Tip-Off (Mohegan Sun Arena - Uncasville, Conn.)

N19	[1/-] vs. Penn State (ACCN Extra)	W, 78-68
N20	[1/21] vs. Rhode Island (ESPN)	W, 75-65

N23	[6/-] WILLIAM & MARY (ESPNU)	W, 88-67
N26	[6/-] APPALACHIAN STATE (RSN)	W, 93-58

ACC/BIG TEN CHALLENGE

N29	[5/-] MICHIGAN STATE (ESPN)	W, 78-69
-----	-----------------------------	----------

D3	[5/-] MAINE (ESPN2)	W, 94-55
----	---------------------	----------

Jimmy V Classic (Madison Square Garden - New York, N.Y.)

D6	[5/21] vs. Florida (ESPN)	W, 84-74
----	---------------------------	----------

D10	[5/-] vs. UNLV^ (ESPN)	W, 94-55
-----	------------------------	----------

D19	[5/-] TENNESSEE STATE (ESPN2)	W, 65-55
-----	-------------------------------	----------

D21	[5/-] vs. Elon+ (ESPN2)	W, 72-61
-----	-------------------------	----------

D31	[5/-] at Virginia Tech (ESPN2)	L, 75-89
-----	--------------------------------	----------

J4	[8/-] GEORGIA TECH (ESPN2)	W, 110-57
----	----------------------------	-----------

J7	[8/-] BOSTON COLLEGE (RSN)	W, 93-82
----	----------------------------	----------

J10	[7/9] at Florida State (ACCN)	L, 72-88
-----	-------------------------------	----------

J14	[7/14] at Louisville (ESPN)	L, 69-78
-----	-----------------------------	----------

J21	[18/-] MIAMI (ESPN)	8:15 p.m. ET
-----	---------------------	--------------

J23	[-/-] NC STATE (ESPN)	7 P.M. ET
-----	-----------------------	-----------

J28	[-/-] at Wake Forest (ACCN)	3 p.m. ET
-----	-----------------------------	-----------

J30	[-/-] at Notre Dame (ESPN)	7 p.m. ET
-----	----------------------------	-----------

F4	[-/-] PITTSBURGH (CBS)	1 P.M. ET
----	------------------------	-----------

F9	[-/-] NORTH CAROLINA (ESPN/ACCN)	8 P.M. ET
----	----------------------------------	-----------

F11	[-/-] CLEMSON (ACCN)	1 P.M. ET
-----	----------------------	-----------

F15	[-/-] at Virginia (ESPN2)	9 p.m. ET
-----	---------------------------	-----------

F18	[-/-] WAKE FOREST (ACCN)	1 P.M. ET
-----	--------------------------	-----------

F22	[-/-] at Syracuse (ESPN)	7 p.m. ET
-----	--------------------------	-----------

F25	[-/-] at Miami (CBS)	4 p.m. ET
-----	----------------------	-----------

F28	[-/-] FLORIDA STATE (ESPN2)	7 P.M. ET
-----	-----------------------------	-----------

M4	[-/-] at North Carolina (ESPN)	8 p.m. ET
----	--------------------------------	-----------

ACC Tournament (Barclays Center - Brooklyn, N.Y.)

M7-11	[-/-] vs. TBD (ESPN/ESPN2/ESPNU/ACCN)	TBD
-------	---------------------------------------	-----

[] - denotes Duke/opponent AP ranking at time of game

^ - T-Mobile Arena (Las Vegas, Nev.)

+ - Greensboro Coliseum (Greensboro, N.C.)

DUKE INFORMATION

Duke



Blue Devils

Record	14-4 (2-3 ACC)
Rankings (AP/Coaches)	18/18
Last Game	L, 69-78 at No. 14/15 Louisville (1/14/17)

Head Coach	Mike Krzyzewski (Army, '69)
Career Record	1,057-325/42nd Season
Duke Record	984-266/37th Season

OPPONENT INFORMATION

Miami



Hurricanes

Record	12-5 (2-3 ACC)
Rankings (AP/Coaches)	NR/RV
Last Game	L, 79-96 at Wake Forest (1/18/17)

Head Coach	Jim Larranaga (Providence, '71)
Career Record	600-396/33rd Season
Miami Record	130-62/6th Season

BROADCAST INFORMATION

ESPN

Play-by-Play: Dan Shulman

Analyst: Jay Bilas

Reporter: Maria Taylor

WatchESPN Link <http://es.pn/2ii07Jq>

Blue Devil IMG Sports Network

Play-by-Play: Bob Harris

Analyst: John Roth

Sirius/XM 81/81

DUKE BLUE DEVIL AVERAGES

No.	Name (Ht., Wt., Yr.)	Pos.	PPG	RPG	APG	Notables
0	Jayson Tatum (6-8, 205, Fr.)	F	16.8	6.6	2.0	2nd-leading freshman scorer in ACC play (18.2)
1	Harry Giles (6-10, 240, Fr.)	F	5.6	5.0	0.6	Averaging 8.5 points and 6.3 rebounds as a starter
2	Chase Jeter (6-10, 230, So.)	F/C	2.6	2.7	0.4	6 boards at FSU were most since season opener (8)
3	Grayson Allen (6-5, 202, Jr.)	G	15.7	4.8	4.3	2nd in ACC in assists per game in league play (6.5)
5	Luke Kennard (6-6, 202, So.)	G	20.2	5.6	2.5	Has ACC-best streak of 21 straight games w/ a 3FG
12	Javin DeLaurier (6-10, 220, Fr.)	F	1.9	2.6	0.1	Six of his eight field goals this season are dunks
13	Matt Jones (6-5, 204, Sr.)	G	8.2	3.0	2.1	Looking for his 100th win in a Duke uniform (99-25)
15	Frank Jackson (6-3, 205, Fr.)	G	11.1	2.3	1.5	Has a .535 effective shooting percentage (KenPom)
20	Marques Bolden (6-11, 245, Fr.)	C	1.9	1.3	0.1	Has seen action in 10 games this season
21	Amile Jefferson (6-9, 224, Gr.)	F	13.6	10.1	2.1	Leads ACC in field goal percentage (.629)
30	Antonio Vrankovic (7-0, 261, So.)	C	3.6	3.8	0.6	Averaging 13.8 rebounds per 40 minutes
34	Sean Obi (6-9, 255, Jr.)	F	-	-	-	Transferred to Duke prior to 2014-15 season
41	Jack White (6-7, 215, Fr.)	F	2.6	1.6	0.1	Has seen action in eight games off the bench
45	Nick Pagliuca (6-3, 195, Sr.)	G	0.0	0.0	0.5	Has seen action in 28 career games
50	Justin Robinson (6-8, 194, R-Fr.)	F	0.3	0.3	0.0	Has played in four games
53	Brennan Besser (6-5, 188, So.)	G	0.0	0.0	0.0	Has seen action in two career games

THE OPENING TIP

• No. 18 Duke returns home to face Miami Saturday after dropping a pair of road games against ranked teams last week. ESPN will open the 2017 season of College GameDay from Cameron Indoor Stadium prior to the contest.

• Duke has utilized seven different starting lineups in 18 games this season and has had eight players miss time due to injury.

• Led by **Luke Kennard** (20.2), Duke has five players averaging double figures. Duke has an effective field goal percentage of .549 and ranks ninth nationally in offensive efficiency (119.1).

• Kennard and **Jayson Tatum** score a combined 37.0 points per game, making them the second-highest scoring duo in the ACC. They shoot a combined .863 from the free throw line.

• Kennard leads the ACC in minutes played, averaging 35.4 per game. Despite his heavy workload, he has the best field goal percentage (.534) among ACC guards.

• **Grayson Allen** has assumed primary point guard duties in Duke's reconfigured rotation. In ACC games, he ranks second in the league with an average of 6.5 assists per game.

• Tatum leads Duke in blocks (1.5) and steals (1.9) per game. He is averaging a team-high 2.2 per game in ACC play.

• Tatum is the second-leading freshman scorer in ACC play with an average of 18.2 per night. Over Duke's last four games, he is averaging team-highs of 18.3 points and 2.5 steals.

• **Matt Jones** is 9-of-19 (.474) from outside the arc in Duke's last four games.

DUKE 2016-17 WINS VS. LOSSES

Category	Wins	Losses
Points per game	86.7	72.8
Opponent points per game	61.9	83.0
Field goal pct.	.493	.442
Opponent field goal pct.	.391	.516
3FG percentage	.370	.352
Opponent 3FG pct.	.282	.349
Free throw pct.	.748	.698
Rebounds per game	40.3	33.0
Rebound margin	+8.1	-2.2
Assists per game	15.1	9.5
Turnovers per game	11.0	15.3
Turnover margin	+4.1	-3.2
Steals per game	7.7	3.8
Blocks per game	4.9	4.3

DUKE IN THE NCAA (THROUGH JAN. 19)

Category	Rank (Avg.)
Winning percentage	35th (.778)
Scoring offense	21st (83.6)
Scoring defense	61st (66.6)
Scoring margin	8th (17.1)
Field goal percentage	32nd (48.3)
Field goal percentage defense	109th (41.9)
Three-point field goals per game	131st (7.9)
Three-point field goal percentage	109th (36.7)
Three-point field goal pct. defense	14th (29.6)
Free throw percentage	66th (73.6)
Rebound margin	45th (+5.8)
Assists per game	163rd (13.8)
Assist-to-turnover ratio	97th (1.16)
Blocks per game	57th (4.7)
Steals per game	114th (6.8)
Turnovers per game	55th (11.9)
Turnover margin	51st (2.5)
Personal fouls per game	78th (17.6)
Offensive rebounds per game	130th (11.4)
Defensive rebounds per game	61st (27.3)
Total rebounds per game	72nd (38.7)

STATISTICAL COMPARISON

Duke	Category	Miami
83.6	Points per Game	73.1
66.6	Opponent Points per Game	61.5
.483	Field Goal Percentage	.464
.419	Opponent Field Goal Percentage	.391
.367	Three-Point Field Goal Percentage	.369
.296	Opponent Three-Point Field Goal Percentage	.312
7.9	Three-Point Field Goals per Game	6.7
5.2	Opponent Three-Point Field Goals per Game	5.9
.736	Free Throw Percentage	.701
+5.8	Rebound Margin	+7.4
13.8	Assists per Game	12.2
11.9	Turnovers per Game	13.4
4.7	Blocks per Game	4.5
6.8	Steals per Game	6.8
17.6	Fouls per Game	16.2

DUKE VS. MIAMI - LAST 10 GAMES | ALL-TIME SERIES: DUKE LEADS, 17-6

Date	Location	Result	Duke's Leading Scorer
2/17/10	Coral Gables, Fla.	W, 81-74	Kyle Singler, 22
3/13/10	Greensboro, N.C.	W, 77-74	Kyle Singler, 27
1/2/11	Durham, N.C.	W, 74-63	Nolan Smith, 28
2/13/11	Coral Gables, Fla.	W, 81-71	Nolan Smith, 18
2/5/12	Durham, N.C.	L, 74-78 (OT)	Seth Curry, 22
1/23/13	Coral Gables, Fla.	L, 63-90	Rasheed Sulaimon, 16
3/2/13	Durham, N.C.	W, 79-76	Ryan Kelly, 36
1/22/14	Coral Gables, Fla.	W, 67-46	Jabari Parker, 17
1/13/15	Durham, N.C.	L, 74-90	Quinn Cook, 18
1/25/16	Coral Gables, Fla.	L, 69-80	Brandon Ingram, 19

DUKE RECORD BY STARTING LINEUP

Jackson, Allen, Kennard, Jones, Jefferson	5-0 (1.000)
Jones, Allen, Kennard, Jefferson, Jeter	4-1 (.800)
Allen, Kennard, Jones, Tatum, Jefferson	2-0 (1.000)
Allen, Kennard, Tatum, Jefferson, Giles	2-0 (1.000)
Allen, Jones, Kennard, Tatum, Giles	0-2 (.000)
Jones, Kennard, Tatum, Jefferson, Jeter	1-0 (1.000)
Jackson, Kennard, Jones, Tatum, Jefferson	0-1 (.000)

DUKE SPECIALTY STATS COMPARISON

Opponent	Paint	Off TO	2nd Chance	Fast Break	Bench
Marist	38/22	12/7	19/6	6/12	35/22
Grand Canyon	40/38	22/16	12/6	13/4	28/15
vs. Kansas	30/48	13/16	2/18	0/12	11/17
vs. Penn State	36/38	20/11	6/7	2/16	19/5
vs. Rhode Island	38/36	7/10	14/8	2/8	0/13
William & Mary	30/32	19/13	11/6	2/7	16/19
Appalachian State	42/18	24/10	16/11	4/2	14/19
Michigan State	38/38	19/11	16/2	2/4	4/22
Maine	44/18	9/5	18/8	4/0	22/13
vs. Florida	36/40	17/12	14/9	8/10	22/13
vs. UNLV	50/16	22/9	13/6	6/0	30/10
Tennessee State	18/32	14/15	13/3	5/0	5/5
vs. Elon	28/30	24/6	8/6	6/2	8/18
at Virginia Tech	44/44	13/11	7/11	10/15	4/25
Georgia Tech	44/30	26/13	16/9	6/4	36/6
Boston College	38/48	29/15	1/14	6/4	27/15
at Florida State	28/56	12/22	7/19	4/13	4/21
at Louisville	26/36	7/13	5/13	6/6	3/16
Miami					
NC State					
at Wake Forest					
at Notre Dame					
Pittsburgh					
North Carolina					
Clemson					
at Virginia					
Wake Forest					
at Syracuse					
at Miami					
Florida State					
at North Carolina					
TOTALS	648/620	309/215	198/162	92/119	288/274
AVERAGES	36.0/34.4	17.2/11.9	11.0/9.0	5.1/6.6	16.0/15.2

112TH SEASON OF BASKETBALL

• The 2016-17 campaign marks the 112th season of Duke basketball. The Blue Devils have compiled a 2,101-868 all-time record to rank fourth all-time in victories.

• Only Kentucky (2,221), Kansas (2,203) and North Carolina (2,191) have more all-time wins than Duke (through Jan. 19).

• Duke's all-time .708 winning percentage is also the fourth-best in NCAA history, behind only Kentucky (.764), North Carolina (.737) and Kansas (.723).

COACH 1K

• Mike Krzyzewski owns a 1,057-325 (.765) record over 41-plus seasons as a head coach, including a 984-266 (.787) mark at Duke (36-plus seasons).
 • Coach K became the first men's coach in Division I college basketball to record 1,000 career victories with a 77-68 win over St. John's on Jan. 25, 2015 at Madison Square Garden.
 • Krzyzewski has also won a record 447 ACC games (regular season and tournament), having passed Dean Smith (422) on Feb. 4, 2015.

• Coach K owns 984 of Duke's 2,101 all-time wins, translating to 46.8 percent of the wins in the history of Duke men's basketball.

• Duke has won at least 20 games in 20 consecutive seasons, making Coach K the third coach in Division I men's history to do so.

MILESTONES ON THE HORIZON

• Duke head coach Mike Krzyzewski already holds the NCAA record for wins at one school with 984 in his tenure at Duke.

• Coach K, the only men's coach in Division I history to win 1,000 games overall, needs just 16 victories to get to 1,000 at Duke.

• Coach K also has 498 wins at Cameron Indoor Stadium, placing him two shy of 500 victories at Duke's legendary home venue.

Coaching Victories at One School

Rk	Coach, School	Wins
1.	Mike Krzyzewski, Duke	984
2.	Jim Boeheim, Syracuse	895
3.	Dean Smith, North Carolina	879
4.	Adolph Rupp, Kentucky	876
5.	Jim Phelan, Mount St. Mary's	830

through Jan. 19

SUSTAINED SUCCESS

• Duke has won 20 or more games 51 times in its 111-plus years of basketball. Including its 25-10 mark last season, Duke has won at least 20 games for 20 consecutive seasons.

• The Blue Devils have recorded 30 or more wins 14 times under Coach K, the most by a coach in NCAA history.

• Duke is one of eight programs nationally to win at least 25 games in each of the last four seasons along with Arizona, Gonzaga, Kansas, Michigan State, Stephen F. Austin, VCU and Wichita State.

A LEADER IN OFFENSIVE EFFICIENCY

• Duke ranks ninth nationally in adjusted offensive efficiency (points scored per 100 possessions) at a rate of 119.1.

• The Blue Devils are the only team to finish in the nation's top 10 in adjusted offensive efficiency in each of the last eight years.

Adjusted Offensive Efficiency since 2008-09

Year	AdjO	National Rank
2008-09	116.0	8th
2009-10	120.0	1st
2010-11	117.7	5th
2011-12	114.5	10th
2012-13	116.7	5th
2013-14	123.5	2nd
2014-15	121.6	3rd
2015-16	119.3	7th
2016-17	119.1	9th

through Jan. 19

GETTING TO THE LINE

• Duke has made a total of 326 free throws (18.1 per game) on the season, tied for 13th-most among major conference teams.

• The Blue Devils average 17.6 fouls per game and have outscored teams by a total of 128 points (7.1 per game) from the free throw line.

Free Throws Made, Major Conference Teams - 2016-17

Rk	Team	FTM
1.	Oklahoma State	361
2.	Georgetown	360
3.	North Carolina	359
4.	Mississippi	354
5.	Southern California	338
6.	Arkansas	333
7.	Florida	331
8.	Minnesota	330
	Tennessee	330
10.	Maryland	329
	Florida State	329
12.	Kentucky	327
13.	Duke	326

through Jan. 19

HIGH-LEVEL BALL SECURITY

• Duke has turned the ball over via an opponent steal on just 6.4 percent of its possessions this season, the 13th-best rate in the country.

• Duke's 6.4 percent offensive steal rating is also fifth-best among major conference teams.

• The Blue Devils rank 44th nationally in overall turnover percentage, giving the ball away on just 16.6 percent of their possessions.

Offensive Steal Percentage - Major Conferences, 2016-17

Rk	Team	O STL %
1.	Kentucky	5.7
2.	Iowa State	6.0
3.	West Virginia	6.3
4.	Michigan	6.4
5.	Duke	6.4
6.	Mississippi State	6.5
7.	Florida State	6.7
8.	California	6.9
9.	Arizona	6.9
10.	Ohio State	6.9

through Jan. 19

DUKE SEASON & CAREER TOTALS

	2016-17	Career
Double-Figure Scoring Games		
Grayson Allen	13 (11-2)	52 (41-11)
Amile Jefferson	13 (12-1)	41 (34-7)
Luke Kennard	17 (13-4)	38 (28-10)
Matt Jones	10 (8-2)	37 (31-6)
Frank Jackson	10 (9-1)	10 (9-1)
Jayson Tatum	10 (7-3)	10 (7-3)
Harry Giles	2 (2-0)	2 (2-0)
Chase Jeter	1 (1-0)	1 (1-0)

20+ Point Games

Grayson Allen	5 (4-1)	25 (20-5)
Luke Kennard	9 (6-3)	16 (10-6)
Jayson Tatum	3 (2-1)	3 (2-1)
Amile Jefferson	2 (2-0)	2 (2-0)
Matt Jones	0 (0-0)	2 (2-0)
Frank Jackson	1 (1-0)	1 (1-0)

30+ Point Games

Grayson Allen	1 (1-0)	5 (5-0)
Luke Kennard	2 (1-1)	3 (1-2)

10+ Rebound Games

Amile Jefferson	8 (7-1)	25 (22-3)
Grayson Allen	1 (1-0)	3 (3-0)
Harry Giles	1 (1-0)	1 (1-0)
Luke Kennard	0 (0-0)	1 (0-1)
Antonio Vrankovic	1 (1-0)	1 (1-0)

15+ Rebound Games

Amile Jefferson	4 (4-0)	6 (5-1)
-----------------	---------	---------

Double-Doubles

Amile Jefferson	6 (6-0)	14 (12-2)
Grayson Allen	2 (2-0)	4 (4-0)
Harry Giles	1 (1-0)	1 (1-0)
Luke Kennard	0 (0-0)	1 (0-1)

20-10 Games

Grayson Allen	0 (0-0)	2 (2-0)
---------------	---------	---------

15-15 Games

Amile Jefferson	3 (3-0)	4 (3-1)
-----------------	---------	---------

10+ Assist Games

Grayson Allen	1 (1-0)	1 (1-0)
---------------	---------	---------

3+ Steal Games

Matt Jones	6 (6-0)	14 (12-2)
Grayson Allen	2 (2-0)	8 (7-1)
Luke Kennard	1 (1-0)	4 (4-0)
Amile Jefferson	1 (1-0)	3 (3-0)
Jayson Tatum	2 (2-0)	2 (2-0)
Frank Jackson	1 (1-0)	1 (1-0)
Chase Jeter	1 (1-0)	1 (1-0)

3+ Three-Point FG Games

Grayson Allen	5 (5-0)	22 (16-6)
Matt Jones	4 (3-1)	22 (19-3)
Luke Kennard	7 (6-1)	15 (11-4)
Frank Jackson	3 (3-0)	3 (3-0)
Jayson Tatum	1 (0-1)	1 (0-1)

Scoring Leaders

Grayson Allen	5 (4-1)	27 (21-6)
Luke Kennard	8 (5-3)	12 (7-5)
Frank Jackson	3 (3-0)	3 (3-0)
Matt Jones	0 (0-0)	3 (2-1)
Amile Jefferson	0 (0-0)	2 (1-1)
Jayson Tatum	2 (2-0)	2 (2-0)

Rebounding Leaders

Amile Jefferson	9 (8-1)	36 (33-3)
Grayson Allen	2 (1-1)	5 (4-1)
Luke Kennard	2 (1-1)	4 (1-3)
Jayson Tatum	2 (2-0)	2 (2-0)
Harry Giles	1 (1-0)	1 (1-0)
Frank Jackson	1 (0-1)	1 (0-1)
Chase Jeter	1 (0-1)	1 (0-1)
Antonio Vrankovic	1 (1-0)	1 (1-0)

Assists Leaders

Grayson Allen	9 (7-2)	31 (23-8)
Amile Jefferson	4 (3-1)	9 (8-1)
Matt Jones	3 (3-0)	9 (7-2)
Luke Kennard	4 (2-2)	8 (3-5)
Jayson Tatum	2 (2-0)	2 (2-0)
Frank Jackson	1 (1-0)	1 (1-0)
Chase Jeter	0 (0-0)	1 (1-0)

Record in such games in ()

STREAKS

Overall	Lost 2
Unranked teams anywhere	Won 2
Ranked teams anywhere	Lost 2
Home	Won 9
Home ACC	Won 2
Home non-conference	Won 132
Home unranked non-conference	Won 124
Home ranked teams	Lost 1
Home unranked teams	Won 14
Road	Lost 5
Road ACC	Lost 5
Road ranked teams	Lost 3
Road unranked teams	Lost 2
Neutral	Won 5
Neutral ranked teams	Won 2
Neutral unranked teams	Won 5

Consecutive Made Free Throws (active streak)

Luke Kennard	5
Jayson Tatum	3
Sean Obi	2
Jack White	2
Grayson Allen	1
Javin DeLaurier	1
Harry Giles	1
Frank Jackson	1
Matt Jones	1

Consecutive Games with a Three-Point Field Goal

Luke Kennard	21
Matt Jones	4
Grayson Allen	1
Frank Jackson	1
Jack White	1

Games Played	2016-17	Career
Amile Jefferson	16 (14-2)	131 (110-21)
Matt Jones	18 (14-4)	124 (99-25)
Grayson Allen	16 (13-3)	87 (70-17)
Luke Kennard	18 (14-4)	54 (39-15)
Chase Jeter	16 (12-4)	48 (34-14)
Nick Pagliuca	4 (4-0)	28 (27-1)
Frank Jackson	17 (13-4)	17 (13-4)
Antonio Vrankovic	8 (8-0)	13 (13-0)
Marques Bolden	10 (7-3)	10 (7-3)
Sean Obi	0 (0-0)	10 (7-3)
Jayson Tatum	10 (7-3)	10 (7-3)
Javin DeLaurier	9 (7-2)	9 (7-2)
Jack White	8 (7-1)	8 (7-1)
Harry Giles	7 (4-3)	7 (4-3)
Justin Robinson	4 (4-0)	4 (4-0)
Brennan Besser	1 (1-0)	2 (2-0)

Starts

	Consecutive	Career
Amile Jefferson	25 (22-3)	84 (71-13)
Matt Jones	2 (0-2)	69 (53-16)
Grayson Allen	48 (35-13)	51 (37-14)
Luke Kennard	23 (17-6)	29 (19-10)
Jayson Tatum	7 (4-3)	8 (5-3)
Frank Jackson	0	6 (5-1)
Chase Jeter	0	6 (5-1)
Harry Giles	4 (2-2)	4 (2-2)

Record in such games in ()

TAKING IT AWAY

- Duke is forcing teams into an average of 14.4 turnovers per game this season and converting them into an average of 17.2 points.
- The Blue Devils have an average margin of +5.3 points per game off of turnovers.
- Duke is 12-0 this season when it turns the ball over less than its opponent.

SHARING THE BALL

- In four games since moving **Grayson Allen** into the primary point guard role, Duke is averaging 15.5 assists with a 1.03 assist-to-turnover ratio.
- Prior to that switch, Duke was averaging 13.4 assists with a 1.21 assist-to-turnover ratio.
- Duke is 7-2 this season and 23-8 in his career when Allen leads the team in assists.

NOTHING EASY OUTSIDE THE ARC

- Duke's perimeter defense has been stifling in 2016-17, holding teams to a .296 mark from three-point range that ranks 14th nationally and sixth among major-conference teams.
- The Blue Devils are allowing opponents to make an average of only 5.2 three-pointers per game.
- Duke has outscored teams by 147 points (429-282), an average of 8.2 points per game, from three-point territory.

READY TO PLAY FROM THE JUMP

- Duke has held a lead at the half in 13 games this season, outscoring opponents by an average of 9.7 points (742-568) in the opening period.
- The Blue Devils have held seven teams to less than 30 opening-half points.

LETHAL SCORING DUO

- With a combined average of 37.0 points per game, **Luke Kennard** (20.2) and **Jayson Tatum** (16.8) are the second-highest scoring duo in the ACC.
- Kennard has scored in double figures 17 times in 18 games, while Tatum has reached double digits in each of the 10 games he's played. The two have combined for 12 20-point games on the year.
- Kennard and Tatum have teamed up to shoot .494 from the floor, .406 from outside the arc and .863 from the free throw line.

ACC Scoring Duos, 2016-17

1. Jamel Artis/Michael Young (Pittsburgh)	43.2
2. Luke Kennard/Jayson Tatum (Duke)	37.0
3. Dennis Smith, Jr./Terry Henderson (NC State)	34.3
4. Justin Jackson/Joel Berry II (North Carolina)	33.8
Jamel Artis/Cameron Johnson (Pittsburgh)	33.8

WINS THIS DECADE

- Duke has the fourth-best winning percentage (.815) in the NCAA since the start of the 2009-10 season.
- Duke has won 224 games this decade, the third-most in the NCAA in that timeframe.

Winning Pct. Since the Start of the 2009-10 Season - NCAA

Rk	Team	Wins	Losses	PCT
1.	Kansas	233	44	.841
2.	Gonzaga	222	45	.831
3.	Kentucky	233	49	.826
4.	Duke	224	51	.815
5.	Wichita State	218	53	.804
6.	San Diego State	205	62	.768
7.	Louisville	208	64	.765
8.	Arizona	204	63	.764
9.	Stephen F. Austin	186	60	.756
10.	Ohio State	205	68	.751

through Jan. 19

Wins Since the Start of the 2009-10 Season - NCAA

Rk	Team	Wins
1.	Kansas	233
	Kentucky	233
3.	Duke	224
4.	Gonzaga	222
5.	Wichita State	218
6.	Louisville	208
7.	North Carolina	206
8.	Ohio State	205
	San Diego State	205
10.	Arizona	204

through Jan. 19

AP POLL MAINSTAY

- Duke's streak of 167 consecutive weeks ranked in the AP poll came to an end on Feb. 1, 2016.
- Duke's most recent streak was the second-longest stretch in program history and the fifth-longest consecutive weeks-ranked streak in NCAA history.
- After reentering the AP poll at No. 20 on Feb. 15, 2016, the Blue Devils have been ranked in 383 of the last 386 AP polls.

Consecutive Weeks in AP Top 25 Rankings - All-Time

1.	UCLA	221 (1966-80)
2.	Duke	200 (1996-07)
3.	North Carolina	172 (1999-00)
4.	North Carolina	171 (1972-82)
5.	Duke	167 (2007-16)
6.	Marquette	166 (1969-79)
7.	Kentucky	164 (1990-99)
8.	Kansas	153 (2008-present)
9.	Kansas	145 (1991-99)
10.	Duke	143 (1986-95)

as of Jan. 16, 2017

ACC DOMINANCE

- Duke has won 259 league games and eight regular season ACC championships since 1997.
- The Blue Devils have also been outstanding in ACC Tournament play with 10 tournament crowns in the past 20 seasons.

ACC Composite Regular Season Standings - 1997-Present

Team	W	L	Pct.
Duke	259	74	.778
North Carolina	226	108	.677
Louisville	28	14	.667
Notre Dame	36	24	.600
Syracuse	35	25	.583
Virginia	163	171	.488
Pittsburgh	29	31	.483
Miami	97	106	.479
Florida State	150	184	.449
Wake Forest	145	189	.434
NC State	143	191	.428
Clemson	137	197	.410
Virginia Tech	82	124	.398
Boston College	70	120	.368
Georgia Tech	122	212	.365

through Jan. 19

ACC Tournament Records - 1997-Present

Team	W	L	Pct.
Duke	40	10	.800
North Carolina	32	15	.681
Notre Dame	4	2	.667
NC State	26	20	.565
Miami	12	11	.522
Pittsburgh	3	3	.500
Florida State	15	19	.441
Boston College	8	11	.421
Virginia Tech	8	12	.400
Georgia Tech	11	20	.355
Virginia	10	19	.345
Wake Forest	8	19	.296
Clemson	6	20	.231
Syracuse	0	2	.000
Louisville	0	1	.000

through Jan. 19

CAMERON INDOOR STADIUM

- Duke has posted an 856-157 (.845) record at Cameron Indoor Stadium, including a 498-62 (.889) mark under Coach K.
- The Blue Devils have 18 undefeated home seasons, including 11 under Coach K.
- Duke has won 263 of its past 266 non-conference games at home.

HOME COURT ADVANTAGE

Duke is 119-7 (.944) at Cameron Indoor Stadium this decade (since the 2009-10 season), the third-best home winning percentage in the NCAA over that stretch. The Blue Devils are undefeated at home in five of the past eight seasons.

NCAA • Home Winning Percentages • Since 2009-10

School	W-L	Pct.
1. Kansas	120-3	.976
2. Kentucky	128-5	.962
3. Duke	119-7	.944
4. Wichita State	117-10	.921
5. Gonzaga	108-10	.915
6. Stephen F. Austin	104-10	.912
7. Arizona	117-12	.907
8. San Diego State	112-13	.896
9. Notre Dame	122-16	.884
VCU	107-14	.884

through Jan. 19

NON-CON HOME WIN STREAK

- Duke has won an NCAA-best 132 consecutive non-conference home games. Duke's last home loss against a non-conference foe was an 83-82 decision against St. John's on Feb. 26, 2000.
- Duke has also won 124 straight games at Cameron against unranked non-conference opponents (also dating back to the 83-82 loss to St. John's on Feb. 26, 2000).

NCAA • Non-Conference Home Win Streaks

Rk	Team	No	Next Game
1.	Duke	132	Next season
2.	Baylor	42	Next season
3.	Arizona	40	Next season
4.	Butler	35	Next season
5.	Villanova	29	1/29 vs. Virginia

through Jan. 19

DUKE ON THE ROAD

- Duke is 486-204 (.704) outside of Cameron Indoor Stadium under Coach K, including a 305-104 (.746) mark since the 1996-97 season.
- The Blue Devils are 252-74 (.773) in neutral settings and 234-130 (.643) in road games under Krzyzewski.
- In ACC regular season play, Duke is 168-108 (.609) away from home under Coach K. The Blue Devils are 112-55 (.671) in ACC road games since the 1996-97 season.
- Mike Krzyzewski has won an ACC-record 168 conference road games. Coach K has also won 15 road games against AP top-five teams, the most in the history of the AP poll.

AP Top-Five Road Wins, All-Time

Coach	Schools	Wins
1. Mike Krzyzewski	Duke	15
2. Dean Smith	North Carolina	14
3. Gary Williams	Maryland	8
4. Jim Boeheim	Syracuse	6
Rick Barnes	PC/Clemson/Texas	6
Digger Phelps	Notre Dame	6

through Jan. 19

DUKE VS. RANKED OPPONENTS

- Duke is 210-141 (.598) vs. ranked teams under Coach K with a 129-68 (.655) mark since the 1996-97 season.
- Duke is 71-43 (.623) against ranked ACC teams and 58-25 (.699) vs. ranked non-league foes since the 1996-97 season.
- Duke has won 45 of its past 70 games when both teams have been ranked in the top 10. The Blue Devils are 77-55 (.583) overall under Coach K when both teams are ranked in the top 10.
- Duke is 27-14 under Coach K when both teams are ranked in the top five.

DUKE VS. UNRANKED OPPONENTS

- Under Mike Krzyzewski, Duke is 775-125 (.861) vs. unranked competition, including a 480-57 (.894) record since the 1996-97 season.
- Duke is 227-40 (.850) vs. unranked ACC teams and 253-17 (.937) vs. unranked non-conference opponents since the 1996-97 season.
- Since 1996-97, the Blue Devils are 252-18 (.933) at home vs. unranked foes and 228-39 (.854) on the road or at neutral sites.

THREE-POINT STREAK

- Duke has connected on at least one three-pointer in 965 consecutive games, the fourth-longest streak in the nation.

Consecutive Games with a 3PT FG

Rk	Team	Games
1.	UNLV	990
2.	Kentucky	980
	Vanderbilt	980
4. Duke	965	
5.	Western Kentucky	921

through Jan. 19

SELLING OUT

- Duke has sold out 415 consecutive games at Cameron Indoor Stadium. The last time Duke did not have a sellout at home was on Nov. 16, 1990, against Boston College.
- The Blue Devils continue to be one of the nation's most popular draws, playing in front of sellout crowds in 463 of their past 575 games.

MCDONALD'S ALL-AMERICANS

- With 2016 McDonald's All-Americans Marques Bolden, Frank Jackson and Jayson Tatum arriving on campus, Duke will have eight McDonald's All-Americans on its roster in 2016-17.
- Duke has now had seven or more McDonald's All-America selections on its roster 12 times under head coach Mike Krzyzewski, including five of the last 10 years.
- Duke's eight active McDonald's All-Americans leads the nation heading into the 2016-17 season.

Duke Rosters with 7+ McDonald's All-America Selections

Year	No	NCAA	ACC	Record
1988-89	7	Final Four	Finals	28-8
1989-90	7	Runner-up	QF	29-9
1997-98	8	Elite Eight	Finals	32-4
1998-99	7	Runner-up	Champion	37-2
2000-01	7	Champion	Champion	35-4
2002-03	7	Sweet 16	Champion	26-7
2003-04	7	Final Four	Finals	31-6
2007-08	8	2nd Round	Semifinals	28-6
2008-09	7	Sweet 16	Champion	30-7
2014-15	9	Champion	Semifinals	35-4
2015-16	7	Sweet 16	QF	25-11
2016-17	8	-	-	-

Active McDonald's All-Americans, 2016-17 Season

School	All-Americans
1. Duke	8
2. North Carolina	6
3. Kentucky	5
4. Kansas	4
UCLA	4

INTERNATIONAL EXPERIENCE

- Duke has a total of seven players on its 2016-17 roster who have international basketball experience, including six who have played in the USA Basketball system.
- Harry Giles and Jayson Tatum have both won three gold medals representing the U.S. in international competition, while Chase Jeter and Luke Kennard have one gold medal apiece.
- Marques Bolden and Frank Jackson made their USA Basketball debuts in 2016, helping the U.S. win the 2016 Nike Hoop Summit.
- Jack White has represented Australia at three international competitions since 2013.

GOING OUT WITH GOLD

- Mike Krzyzewski finished his tenure as U.S. National Team head coach with a flourish on Aug. 21, 2016, as the USA defeated Serbia for the gold medal at the Rio Olympics.
- With the win, Coach K became first coach - man or woman - to lead a country to three Olympic basketball gold medals (and did so consecutively).
- Coach K was 24-0 in the Olympics as head coach of the U.S. National Team. He was part of five Olympic gold medal-winning coaching staffs for the U.S., helping his country compile a 40-0 record in those tournaments.
- Krzyzewski concluded his tenure as U.S. National Team head coach with an 88-1 record, finishing it off with a National Team-record 76-game winning streak intact. He led the team to six gold medals and one bronze.

RACKING UP MAJOR TITLES

- Duke head coach Mike Krzyzewski has won five NCAA titles, three Olympic gold medals and two FIBA World Cup/World Championship crowns for a total of 10 major championships.
- Coach K's 10 titles tie him for the second-most major championships all-time (NBA titles, NCAA titles, Olympic gold medals, FIBA World Cup titles).

Total Major Championships, Head Coaches

Rk	Coach	Titles
1.	Phil Jackson	11 (all NBA)
2.	Mike Krzyzewski	10 (5 NCAA, 3 OLY, 2 WC)
	John Wooden	10 (all NCAA)
4.	Red Auerbach	9 (all NBA)
5.	John Kundla	5 (all NBA)
	Gregg Popovich	5 (all NBA)
	Pat Riley	5 (all NBA)

RECENT RECRUITING SUCCESS

- Duke, Arizona, Kansas and Kentucky are the only programs nationally to post top-10 classes in ESPN's recruiting class rankings in each of the last three seasons.
- The Blue Devils' 2014 and 2015 classes were both ranked No. 1 nationally by ESPN.
- Since 2009, Duke has signed 20 ESPN top 25 recruits and 27 ESPN top 100 recruits, totals that both rank second nationally.

WELCOME TO THE BROTHERHOOD

- Duke signed three student-athletes to National Letters of Intent during the 2016 early signing period: Wendell Carter Jr., Alex O'Connell and Gary Trent Jr.
- The trio stands at No. 3 on the ESPN RecruitingNation Class Rankings.
- Carter is rated as the No. 3 prospect in the class by ESPN and owns a pair of gold medals with USA Basketball.
- O'Connell is ranked as the No. 88 prospect in the class by ESPN. His father, David, played at Duke from 1973-76.
- Trent is rated as the No. 8 player in the class by ESPN and also owns two gold medals with USA Basketball. He was named MVP of the 2015 FIBA Americas U16 Championship.

TOP-10 PICKS OVER LAST FIVE YEARS

- Duke has produced six top-10 picks in the NBA Draft since 2011, the second-most nationally over that time frame.
- In 2016, Brandon Ingram (2nd overall) joined Kyrie Irving (1st in 2011), Austin Rivers (10th in 2012), Jahliil Okafor (3rd in 2015), Jabari Parker (2nd in 2014) and Justise Winslow (10th in 2015) on that list.

Most Top-10 NBA Draft Picks since 2011

1. Kentucky	8
2. Duke	6
3. Kansas	4
4. Arizona	3
Indiana	3

FINANCIAL SUCCESS IN NBA

- Mike Krzyzewski's Duke players who went on to play in the NBA have collectively earned more than \$1.2 billion in NBA salaries.
- Of those 50 players, 37 have posted multi-million dollar NBA earnings, while 10 have cracked the \$50 million mark and four have earned more than \$100 million.

FORMER CAPTAINS ON STAFF

- Duke's 2016-17 coaching staff once again features three former team captains in Jeff Capel (associate head coach), Nate James (assistant coach) and Jon Scheyer (assistant coach).
- Head coach Mike Krzyzewski has had three former Duke captains on his staff every year since 1996-97, a period in which the Blue Devils have won three NCAA championships, 10 ACC Tournament titles and eight regular season ACC crowns.

A GLOBAL BRAND

- In early August, Colin Cowherd listed Duke as the only college basketball program he considers to be a global sports brand.
- Cowherd listed what he considers a total of eight global sports brands:

CBB - Duke
CFB - Notre Dame
MLB - New York Yankees
NBA - Boston Celtics, Los Angeles Lakers
NFL - Dallas Cowboys, Green Bay Packers, Pittsburgh Steelers

CHAMPIONS CLASSIC VIEWERSHIP

- The Duke-Kansas game at the 2016 Champions Classic in New York earned a live audience of 2,444,000 viewers (TV and streaming).
- The contest is the most-viewed game in college basketball so far this season.
- The Duke-Kansas game was also ESPN's most-streamed college basketball game ever, earning 83,000 viewers per minute.
- Duke has averaged 2.8 million viewers in its Champions Classic games, the best average among the four programs in the event.

NO. 1 IN PRESEASON AP POLL

- For the eighth time in program history, Duke was ranked No. 1 in the preseason AP poll. The Blue Devils' eight preseason No. 1 rankings are the second-most in poll history.
- Duke has been ranked No. 1 in the AP poll a total of 129 weeks, the second-most in NCAA history.
- Under Coach K, Duke has played more games as the nation's top-ranked team (222) than it has as an unranked team (145).
- Coach K has a record of 193-29 (.869) in the top spot of the AP poll, marking the second-most games and wins in that position.

ATOP THE PRESEASON COACHES POLL

- Duke was ranked No. 1 in the preseason USA Today Coaches Poll on Oct. 20, marking the sixth time in program history the Blue Devils have earned the coaches' top spot in the preseason.
- Duke garnered 27 of the 32 first-place votes in the preseason rankings.

ACC/BIG CHALLENGE SUCCESS

- Duke moved to 16-2 (.889) all-time in the ACC/Big Ten Challenge with its win over Michigan State on Nov. 29, marking both the most wins and best winning percentage of any team in the event.
- The Blue Devils are 8-0 in Challenge games at Cameron Indoor Stadium.
- Duke is in the midst of a five-game Challenge winning streak.

KB PATCHES

- The Blue Devils are wearing KB patches on its jerseys this season to honor former Duke University president Dr. Keith Brodie, who passed away on Dec. 2, 2016.
- Brodie was Duke's president from 1985-93, a period during which Mike Krzyzewski led the Blue Devils to two national titles.
- Coach K called Brodie "the best man (he) ever met at Duke."

CAREER RECORDS WATCH

Points		
Rk	Player, Years	PTS
45.	Bernie Janicki, 1952-54	1,247
46.	Greg Paulus, 2006-09	1,193
47.	Grayson Allen, 2015-present	1,183
48.	Tommy Amaker, 1984-87	1,168
49.	Carroll Youngkin, 1959-61	1,154

Rebounds		
Rk	Player, Years	REB
16.	Carroll Youngkin, 1959-61	829
17.	Bob Fleischer, 1973-75	817
18.	Amile Jefferson, 2013-present	812
19.	Jeff Mullins, 1962-64	776
20.	Grant Hill, 1991-94	769

Offensive Rebounds		
Rk	Player, Years	OREB
4.	Shane Battier, 1998-01	338
5.	Mason Plumlee, 2010-13	328
6.	Amile Jefferson, 2013-present	319
7.	Brian Zoubek, 2007-10	276
8.	Antonio Lang, 1991-94	273



JAYSON TATUM

#0

F • 6-8 • 205 • FR-HS
ST. LOUIS, MO. (CHAMINADE COLLEGE PREP)

CAREER HIGHS

Points	22 (2x)	last vs. Boston College	1/7/17
Rebounds	9	vs. Tennessee State	12/19/16
Assists	4	vs. Georgia Tech	1/4/17
Steals	4 (2x)	last vs. Boston College	1/7/17
Blocks	4	vs. Elon	12/21/16
FG Made	8	vs. Georgia Tech	1/5/17
3FG Made	3	vs. Florida State	1/10/17
FT Made	9	vs. Boston College	1/7/17
Minutes	38 (2x)	last vs. Florida State	1/10/17

MISCELLANEOUS

	2016-17	Career
Double-figure points	10	10
20-pt games	3	3
3 or more 3pt FG	1	1
5 or more assists	0	0
2 or more steals	6	6
Dunks	4	4
Three-point plays	4	4

GAME-BY-GAME

Opponent	FG	3FG	FT	O-D-T	PF	Pts	A	TO	B	S	MIN
Marist	-	-	-	-	-	-	-	-	-	-	-
Grand Canyon	-	-	-	-	-	-	-	-	-	-	-
vs. [7] Kansas	-	-	-	-	-	-	-	-	-	-	-
vs. Penn State	-	-	-	-	-	-	-	-	-	-	-
vs. [21] Rhode Island	-	-	-	-	-	-	-	-	-	-	-
William & Mary	-	-	-	-	-	-	-	-	-	-	-
Appalachian State	-	-	-	-	-	-	-	-	-	-	-
Michigan State	-	-	-	-	-	-	-	-	-	-	-
Maine	2-8	1-2	5-6	1-7-8	0	10	0	1	1	0	20*
vs. [21] Florida	7-12	0-0	8-8	0-8-8	3	22	2	2	1	2	29
vs. UNLV	5-11	1-3	2-2	0-5-5	2	13	3	1	2	2	24
Tennessee State	4-11	2-6	4-5	3-6-9	4	14	3	4	2	2	29*
vs. Elon	7-22	0-4	4-4	3-5-8	1	18	3	2	4	2	37*
at Virginia Tech	6-14	2-5	4-6	3-4-7	3	18	2	3	1	1	38*
Georgia Tech	8-15	1-7	2-3	2-4-6	3	19	4	2	2	4	28*
Boston College	6-9	1-2	9-10	1-5-6	4	22	3	5	2	4	30*
at [9] Florida State	7-17	3-6	4-5	0-4-4	2	21	0	4	0	1	38*
at [14] Louisville	3-11	0-1	5-6	0-5-5	4	11	0	3	0	1	31*
Miami											
NC State											
at Wake Forest											
at Notre Dame											
Pittsburgh											
North Carolina											
Clemson											
at Virginia											
Wake Forest											
at Syracuse											
at Miami											
Florida State											
at North Carolina											

* Indicates Games Started; [] AP Ranking

HONORS & AWARDS

- Preseason All-ACC second team
- Wooden Award Preseason Top 50
- Naimsmith Trophy Preseason Watch List
- Julius Erving Award Watch List
- ACC Freshman of the Week (12/12)
- USBWA National Freshman of the Week (12/13)

GATORADE AWARDS SWEEP

- Tatum was named the 2016 Gatorade Male Athlete of the Year in July, becoming the second member of the Duke basketball program to win the award. Former Duke guard Greg Paulus also earned the honor in 2005.
- Tatum was eligible for Male Athlete of the Year honors because he was named the 2016 Gatorade National Boys Basketball Player of the Year. He and Jabari Parker (2012) are the only Duke players to earn that award.

GOLDEN THREE TIMES

- Tatum owns three gold medals as a member of the USA Basketball program: 2015 FIBA U19 World Championship, 2014 FIBA U17 World Championship and 2013 FIBA Americas U16 Championship.
- Most recently, he averaged 13.9 points and 4.6 rebounds to help lead the U.S. to gold at the 2015 FIBA U19 World Championship.

DOUBLE-DIGIT SCORING STREAK

- Tatum has netted double-digit points in his first 10 games wearing a Duke uniform, the first Blue Devil to open the year with 10 straight 10+ point games since Jahlil Okafor posted 28 straight double-digit scoring games in 2014-15.

SPARK OFF THE BENCH

- Tatum scored a career-high 22 points against Florida (Dec. 6) off the bench, including an 8-of-8 shooting performance from the free-throw line.

Duke • Points Off the Bench by Freshman, Game

Rk	Player vs. Opponent, Date	PTS
1.	Kyrie Irving vs. Arizona, 3/24/2011	28
2.	Taylor King vs. Eastern Kentucky, 11/25/2007	27
	Grayson Allen vs. Wake Forest, 3/5/2015	27
4.	Luke Kennard vs. NC State, 2/6/2016	26
5.	Luol Deng vs. North Carolina, 3/6/2004	25
6.	Gordon Carver at Washington & Lee, 2/9/1943	24
	Shavlik Randolph vs. Butler, 1/30/2003	24
	Luke Kennard vs. Utah, 12/19/2015	24
9.	Luke Kennard at Wake Forest, 1/6/2016	23
10.	Robert Roelke at Virginia, 12/16/1942	22
	Bill McCaffrey vs. Harvard, 11/25/1989	22
	Corey Maggette vs. UNC-Greensboro, 12/30/1998	22
	Luol Deng at Georgia Tech, 1/31/2004	22
	Luke Kennard vs. Utah State, 11/29/2015	22
	Jayson Tatum vs. Florida, 12/6/2016	22

CAREER STATISTICS

SEASON	GP-GS	MIN/AVG	FG-FGA	PCT.	3FG-FGA	PCT.	FT-FTA	PCT.	O-D-T	AVG.	PF-DQ	AS	TO	BS	ST	TP	AVG.
2016-17	10-8	304/30.4	55-130	.423	11-36	.306	47-55	.855	13-53-66	6.6	26-0	20	27	15	19	168	16.8
TOTAL	10-8	304/30.4	55-130	.423	11-36	.306	47-55	.855	13-53-66	6.6	26-0	20	27	15	19	168	16.8

Duke • Most Free Throws Made (No Misses) by Freshman, Game

<i>Rk</i>	<i>Player vs. Opponent, Date</i>	<i>FT</i>
4.	Bobby Hurley at Northwestern, 12/2/1989	10
	Tyus Jones at St. John's, 1/25/2015	10
6.	Bill McCaffrey vs. Canisius, 11/29/1989	9
	Tyus Jones vs. Toledo, 12/29/2014	9
	Luke Kennard at Wake Forest, 1/6/2016	9
9.	Jay Bilas at Wake Forest, 2/19/1983	8
	Bobby Hurley vs. Clemson, 1/31/1990	8
	J.J. Redick at Clemson, 1/5/2003	8
	Kyle Singler vs. Marquette, 11/21/2007	8
	Jayson Tatum vs. Florida, 12/6/2016	8

DEFENSIVE PROWESS

• Tatum has been a force on the defensive end for the Blue Devils this season, leading the team in steals per game (1.9) and ranking second in blocks per game (1.5). Tatum has registered at least two blocks in five of his 10 appearances this season, while also posting back-to-back games with four steals.



HARRY GILES

#1

F • 6-10 • 240 • FR-HS
WINSTON-SALEM, N.C. (FOREST TRAIL)

HONORS & AWARDS

Wooden Award Preseason Top 50
Naismith Trophy Preseason Watch List

GOLDEN THREE TIMES

- Giles owns three gold medals as a member of the USA Basketball program: 2015 FIBA U19 World Championship, 2014 FIBA U17 World Championship and 2013 FIBA Americas U16 Championship.
- He was named to the 2015 FIBA U19 World Championship All-Tournament Team after averaging a double-double of 14.0 points and 10.6 rebounds to lead the U.S. to the gold medal.
- He has played in 16 games for USA Basketball, making nine starts and averaging 11.8 points and 8.0 rebounds per contest.

CAREER HIGHS

Points	12	vs. Boston College	1/7/17
Rebounds	12	vs. Georgia Tech	1/4/17
Assists	1 (4x)	last vs. Louisville	1/14/17
Steals	1 (2x)	last vs. Louisville	1/14/17
Blocks	2	vs. Louisville	1/14/17
FG Made	5 (2x)	last vs. Boston College	1/7/17
FT Made	2	vs. Boston College	1/7/17
Minutes	24	vs. Boston College	1/7/17

MISCELLANEOUS

	2016-17	Career
Double-figure points	2	2
Double-doubles	1	1
20-pt games	0	0
Dunks	6	6
5 or more rebounds	4	4
2 or more blocks	1	1
Three-point plays	0	0

GAME-BY-GAME

Opponent	FG	3FG	FT	O-D-T	PF	Pts	A	TO	B	S	MIN
Marist	-	-	-	-	-	-	-	-	-	-	-
Grand Canyon	-	-	-	-	-	-	-	-	-	-	-
vs. [7] Kansas	-	-	-	-	-	-	-	-	-	-	-
vs. Penn State	-	-	-	-	-	-	-	-	-	-	-
vs. [21] Rhode Island	-	-	-	-	-	-	-	-	-	-	-
William & Mary	-	-	-	-	-	-	-	-	-	-	-
Appalachian State	-	-	-	-	-	-	-	-	-	-	-
Michigan State	-	-	-	-	-	-	-	-	-	-	-
Maine	-	-	-	-	-	-	-	-	-	-	-
vs. [21] Florida	-	-	-	-	-	-	-	-	-	-	-
vs. UNLV	-	-	-	-	-	-	-	-	-	-	-
Tennessee State	0-1	0-0	0-0	0-0-0	0	0	0	0	0	0	4
vs. Elon	0-2	0-0	1-2	1-1-2	2	1	0	0	0	0	6
at Virginia Tech	2-6	0-0	0-0	4-4-8	3	4	1	0	0	0	13
Georgia Tech	5-12	0-0	0-0	7-5-12	2	10	1	1	0	0	17*
Boston College	5-8	0-0	2-3	1-4-5	5	12	1	1	1	1	24*
at [9] Florida State	2-3	0-0	1-2	0-2-2	3	5	0	2	0	0	10*
at [14] Louisville	3-5	0-0	1-4	3-3-6	3	7	1	1	2	1	19*
Miami											
NC State											
at Wake Forest											
at Notre Dame											
Pittsburgh											
North Carolina											
Clemson											
at Virginia											
Wake Forest											
at Syracuse											
at Miami											
Florida State											
at North Carolina											

* Indicates Games Started; [] AP Ranking

CAREER STATISTICS

SEASON	GP-GS	MIN/AVG	FG-FGA	PCT.	3FG-FGA	PCT.	FT-FTA	PCT.	O-D-T	AVG.	PF-DQ	AS	TO	BS	ST	TP	AVG.
2016-17	7-4	93/13.3	17-37	.459	0-0	.000	5-11	.455	16-19-35	5.0	18-1	4	5	3	2	39	5.6
TOTAL	7-4	93/13.3	17-37	.459	0-0	.000	5-11	.455	16-19-35	5.0	18-1	4	5	3	2	39	5.6



CHASE JETER

#2

F/C • 6-10 • 230 • SO-1L
LAS VEGAS, NEV. (BISHOP GORMAN)

PRESENCE AROUND THE RIM

• After blocking nine shots in 32 appearances during the 2015-16 season, Jeter has seen a significant increase in his number of blocks during the 2016-17 campaign. In 16 appearances, Jeter has registered 17 blocks. Jeter has already recorded five games with at least two blocks after not posting more than one block in a game last year.

CAREER HIGHS

Points	11	vs. Marist	11/11/16
Rebounds	8	vs. Marist	11/11/16
Assists	2 (2x)	last vs. Rhode Island	11/20/16
Steals	3	vs. Grand Canyon	11/12/16
Blocks	3 (2x)	last vs. Kansas	11/15/16
FG Made	4	vs. Marist	11/11/16
FT Made	5	vs. Kansas	11/15/16
Minutes	26	vs. Kansas	11/15/16

MISCELLANEOUS

	2016-17	Career
Double-figure points	1	1
20-pt games	0	0
Dunks	6	11
5 or more rebounds	2	6
2 or more blocks	5	5
Charges drawn	5	13
Three-point plays	0	4

GAME-BY-GAME

Opponent	FG	3FG	FT	O-D-T	PF	Pts	A	TO	B	S	MIN
Marist	4-4	0-0	3-4	5-3-8	1	11	1	0	2	0	18*
Grand Canyon	0-2	0-0	3-4	1-1-2	4	3	0	2	3	3	22*
vs. [7] Kansas	1-4	0-0	5-10	2-2-4	4	7	0	3	3	0	26*
vs. Penn State	0-0	0-0	1-2	0-0-0	0	1	1	0	0	0	6*
vs. [21] Rhode Island	0-1	0-0	0-0	0-1-1	2	0	2	0	0	0	8
William & Mary	2-3	0-0	2-2	1-2-3	3	6	1	1	1	0	13
Appalachian State	1-3	0-0	0-0	2-2-4	3	2	0	1	0	1	19
Michigan State	2-2	0-0	0-0	1-3-4	2	4	0	0	1	0	21
Maine	2-3	0-0	0-1	1-0-1	2	4	1	5	1	0	24*
vs. [21] Florida	0-0	0-0	0-0	0-0-0	1	0	0	1	0	0	1
vs. UNLV	1-2	0-0	0-1	0-3-3	2	2	0	0	2	0	15*
Tennessee State	0-0	0-0	0-0	0-2-2	1	0	0	1	0	1	10
vs. Elon	0-0	0-0	0-0	1-1-2	0	0	0	0	0	1	7
at Virginia Tech	0-0	0-0	0-0	0-1-1	1	0	0	0	1	0	6
Georgia Tech	-	-	-	-	-	-	-	-	-	-	-
Boston College	-	-	-	-	-	-	-	-	-	-	-
at [9] Florida State	0-2	0-0	1-2	4-2-6	3	1	0	1	2	1	25
at [14] Louisville	0-0	0-0	0-1	0-2-2	2	0	0	2	1	0	17
Miami											
NC State											
at Wake Forest											
at Notre Dame											
Pittsburgh											
North Carolina											
Clemson											
at Virginia											
Wake Forest											
at Syracuse											
at Miami											
Florida State											
at North Carolina											

* Indicates Games Started; [] AP Ranking

CAREER STATISTICS

SEASON	GP-GS	MIN/AVG	FG-FGA	PCT.	3FG-FGA	PCT.	FT-FTA	PCT.	O-D-T	AVG.	PF-DQ	AS	TO	BS	ST	TP	AVG.
2015-16	32-0	254/7.9	21-38	.553	0-0	.000	20-37	.541	25-36-61	1.9	59-2	4	19	9	3	62	1.9
2016-17	16-6	238/14.9	13-26	.500	0-0	.000	15-27	.556	18-25-43	2.7	31-0	6	17	17	7	41	2.6
TOTAL	48-6	492/10.3	34-64	.531	0-0	.000	35-64	.547	43-61-104	2.2	90-2	10	36	26	10	103	2.1



GRAYSON ALLEN

#3

G • 6-5 • 202 • JR-2L
JACKSONVILLE, FLA. (PROVIDENCE SCHOOL)

HONORS & AWARDS

- Preseason AP All-American (leading vote-getter)
- Preseason ACC Player of the Year
- Preseason All-ACC first team
- Wooden Award Preseason Top 50
- Naismith Trophy Preseason Watch List
- Jerry West Award Watch List

DOUBLE-FIGURE EFFICIENCY

- Duke is 41-11 in Allen's career when he scores in double figures, including a 20-5 record when he reaches the 20-point mark.
- Over his career, Allen has been lethally efficient when he scores in double figures, shooting 48.2 percent from the field (328-of-680), 42.1 percent from three (130-of-309) and 84.3 percent from the free throw line (295-of-350).

FROM THE CHARITY STRIPE

- Allen continues to contribute from the free-throw line for the Blue Devils, connecting on an efficient 72-of-91 attempts. His career free-throw percentage of 82.8 ranks sixth all-time in program history.

CAREER HIGHS

Points	34	vs. UNLV	12/10/16
Rebounds	11	vs. Buffalo	12/5/15
Assists	11	vs. Boston College	1/7/17
Steals	5	vs. Wake Forest	3/1/16
Blocks	2	vs. NC State	3/12/15
FG Made	12	vs. UNLV	12/10/16
3FG Made	7	vs. Georgia Tech	2/2/16
FT Made	15 (2x)	last vs. UNCW	3/17/15
Minutes	44	vs. Notre Dame	3/10/16

MISCELLANEOUS

	2016-17	Career
Double-figure points	13	52
20-pt games	5	25
3 or more 3pt FG	5	22
5 or more assists	5	18
2 or more steals	5	19
Dunks	6	31
Three-point plays	6	25
Four-point plays	1	2

GAME-BY-GAME

Opponent	FG	3FG	FT	O-D-T	PF	Pts	A	TO	B	S	MIN
Marist	3-11	2-5	8-9	1-3-4	1	16	3	2	1	1	22*
Grand Canyon	8-17	4-12	5-7	0-10-10	3	25	4	3	0	3	37*
vs. [7] Kansas	4-15	1-7	3-4	0-3-3	2	12	3	1	0	1	38*
vs. Penn State	4-10	1-6	3-3	0-8-8	0	12	4	3	0	2	35*
vs. [21] Rhode Island	3-11	0-5	4-4	0-5-5	2	10	3	1	0	2	39*
William & Mary	4-11	3-8	6-6	1-4-5	0	17	6	2	0	0	29*
Appalachian State	6-9	4-6	5-5	1-3-4	4	21	2	0	0	0	18*
Michigan State	7-21	5-11	5-7	0-3-3	4	24	4	4	0	2	37*
Maine	-	-	-	-	-	-	-	-	-	-	-
vs. [21] Florida	2-10	1-5	1-2	0-2-2	2	6	8	2	0	1	35*
vs. UNLV	12-16	6-9	4-5	2-2-4	2	34	1	2	0	0	29*
Tennessee State	2-7	1-6	7-11	2-3-5	3	12	2	0	0	0	35*
vs. Elon	1-8	1-6	0-0	0-3-3	3	3	2	0	0	0	21*
at Virginia Tech	-	-	-	-	-	-	-	-	-	-	-
Georgia Tech	3-5	2-4	7-7	1-2-3	0	15	7	1	0	1	27*
Boston College	5-9	2-6	0-2	0-5-5	2	12	11	5	0	3	37*
at [9] Florida State	2-6	0-3	5-7	0-3-3	3	9	5	3	0	0	26*
at [14] Louisville	6-11	2-3	9-12	2-7-9	3	23	3	6	0	0	36*
Miami											
NC State											
at Wake Forest											
at Notre Dame											
Pittsburgh											
North Carolina											
Clemson											
at Virginia											
Wake Forest											
at Syracuse											
at Miami											
Florida State											
at North Carolina											

* Indicates Games Started; [] AP Ranking

Duke • Free Throw Percentage, Career

Rk	Player, Years	FT	FTA	PCT
1.	J.J. Redick, 2003-06	662	726	.912
2.	Trajan Langdon, 1995-99	386	448	.862
3.	Jon Scheyer, 2006-2010	608	706	.861
4.	Quinn Cook, 2012-15	267	313	.853
5.	Tom Emma, 1980-83	214	254	.843
6.	Grayson Allen, 2012-pres.	328	396	.828

1,000-POINT CLUB

- With a 10-point effort against 21st-ranked Rhode Island on Nov. 20, Allen became the 65th-player in Duke history to eclipse the 1,000-point mark. Allen's 1,183 career points currently rank 47th all-time.

Duke • Points, Career

Rk	Player, Years	PTS
44.	Gerald Henderson, 2007-09	1,262
45.	Bernie Janicki, 1952-54	1,247
46.	Greg Paulus, 2006-09	1,193
47.	Grayson Allen, 2012-pres.	1,183

ALLEN AS A FACILITATOR

- Allen recorded a career-high 11 assists against Boston College (Jan. 7), the first 10+ assist game by a Blue Devil since Tyus Jones dished 12 against Florida State on Feb. 19, 2015. Duke is 23-7 all-time when Allen leads the squad in assists.
- Allen is averaging 4.25 apg., a career high. His previous career best stood at 3.53 apg., which came last season.

POINTS & ASSISTS DOUBLE-DOUBLE

- With 12 points and 11 assists against Boston College (Jan. 7), Allen became the first Blue Devil since Feb. 9, 2015 to record a double-double by points and assists. Tyus Jones (16 points, 12 assists) registered a double-double in a contest against Florida State.

CURRENT RANKINGS

	ACC Rank	NCAA Rank
Points	15.7	222
Assists	4.25	133

CAREER STATISTICS

SEASON	GP-GS	MIN/AVG	FG-FGA	PCT.	3FG-FGA	PCT.	FT-FTA	PCT.	O-D-T	AVG.	PF-DQ	AS	TO	BS	ST	TP	AVG.
2014-15	35-0	322/9.2	45-106	.425	18-52	.346	45-53	.849	9-26-35	1.0	42-2	14	15	5	10	153	4.4
2015-16	36-35	1317/36.6	239-513	.466	90-216	.417	211-252	.837	24-141-165	4.6	98-4	127	72	5	47	779	21.6
2016-17	16-16	501/31.3	72-177	.407	35-102	.343	72-91	.791	10-66-76	4.8	34-0	68	35	1	16	251	15.7
TOTAL	87-51	2140/24.6	356-796	.447	143-370	.386	328-396	.828	43-233-276	3.2	174-6	209	122	11	73	1183	13.6

DOUBLE-DOUBLES UNDER 6-5

• Allen is one of six active ACC players this season to register at least two double-doubles, while also standing 6-5 or shorter.

ACC • Double-Doubles (Players 6-5 or Shorter), 2016-17

Rk.	Name, School	Height	No.
1.	Bonzie Colson, Notre Dame	6-5	11
2.	Frank Howard, Syracuse	6-5	3
3.	Grayson Allen, Duke	6-5	2
	Bruce Brown, Miami	6-5	2
	Torin Dorn, NC State	6-5	2

through Jan. 19

BACK FOR ANOTHER RUN

• Allen is the lone player on the Associated Press' three 2015-16 All-America teams to return to the college game this season.

• Allen earned numerous second and third-team All-America accolades in 2015-16 and was also named a second-team CoSIDA Academic All-American as a sophomore.

RETURNING IN SELECT COMPANY

• Allen is one of five active players in the nation who return for 2016-17 after averaging at least 20.0 points per game and handing out at least 100 assists last season.

• Allen averaged 21.6 points and dished out 127 assists as a sophomore, making him the first Duke player to pull the double since Nolan Smith in 2011. Allen was also just the seventh Duke player to hit both of those markers in the same season.

Active Players • 20.0+ PPG and 100 Assists in 2015-16

Name, School	PPG	Assists
Grayson Allen, Duke	21.6	127
Elijah Brown, New Mexico	21.7	100
Jack Gibbs, Davidson	23.5	152
Quinton Hooker, North Dakota	20.1	112
Ethan Telfair, Idaho State	20.2	167



LUKE KENNARD

#5

G • 6-6 • 202 • SO-1L
FRANKLIN, OHIO (FRANKLIN)

HONORS & AWARDS

Hall of Fame Tip Off All-Tournament Team
 Wooden Award Midseason Top 25

RIISING TO THE OCCASION

• Kennard has been impressive when competing against nationally ranked opponents during his time in Durham, shooting 52.1 percent (67-of-127) from the field, including 26-of-59 (.441) from beyond the arc, and averaging 16.6 ppg. in 13 matchups with top-25 teams (23.0 ppg. this season). In addition to efficient scoring, Kennard is also averaging 3.5 rebounds and 2.1 assists in each of those games. Kennard has also connected on 34-of-39 (.872) free-throw attempts in games against ranked competition.

ASSISTS ADDING UP

• Kennard has already dished 45 assists this season, including two games (Grand Canyon - Nov. 12 and William & Mary - Nov. 23) with six assists, both career highs. Last season, Kennard reached the 42-assist mark in his 31st contest of the 2015-16 campaign. Kennard's 2.5 apg. average ranks second among the Blue Devils this season.

ADDED MINUTES

• Through 18 games, Kennard has averaged 35.4 minutes of action per contest, nearly nine minutes more than last season, when he logged 26.7 mpg. Kennard has seen at least 30 minutes of play in 15 of the team's 18 games during the 2016-17 campaign, including four 40-minute games. Kennard's 35.4 mpg. lead the Blue Devils this season.

• Kennard has taken full advantage of his added time on the floor, posting career-high numbers in points per game (20.2), field goal percentage (.534) and three-point field goal percentage (.443). Kennard's 20.2 ppg. currently rank among the top five in the conference.

• Kennard's 35.4 minutes per game rank second in the conference.

ACC • Points Per Game, 2016-17

Rk	Player, School	Avg.
1.	Jamel Artis, Pittsburgh	22.0
2.	Michael Young, Pittsburgh	21.1
3.	Luke Kennard, Duke	20.2
4.	Jerome Robinson, Boston College	19.7
5.	Dennis Smith, NC State	19.1

through Jan. 19

ACC • Minutes Per Game, 2016-17

Rk	Player, School	Avg.
1.	Luke Kennard, Duke	35.4
2.	Jamel Artis, Pittsburgh	34.9
3.	Andrew White, Syracuse	34.7
4.	Ben Lammers, Georgia Tech	34.6
5.	Jerome Robinson, Boston College	34.4

through Jan. 19

CAREER HIGHS

Points	35	vs. Maine	12/3/16
Rebounds	11	vs. Oregon	3/24/16
Assists	6 (2x)	vs. William & Mary	11/23/16
Steals	3 (3x)	last vs. UNLV	12/12/16
Blocks	1 (12x)	last vs. Boston College	1/7/17
FG Made	11 (3x)	last vs. Virginia Tech	12/31/16
3FG Made	6	vs. NC State	2/6/16
FT Made	12	vs. Utah	12/19/15
Minutes	40 (4x)	last vs. Florida State	1/10/17

MISCELLANEOUS

	2016-17	Career
Double-figure points	17	38
20-pt games	9	16
3 or more 3pt FG	7	15
5 or more assists	3	3
2 or more steals	5	14
Charges drawn	1	5
Three-point plays	7	11
Dunks	2	5

GAME-BY-GAME

Opponent	FG	3FG	FT	O-D-T	PF	Pts	A	TO	B	S	MIN
Marist	7-14	2-5	0-0	1-8-9	3	16	2	0	0	0	29*
Grand Canyon	5-7	2-3	2-4	0-5-5	2	14	6	4	0	2	36*
vs. [7] Kansas	7-10	2-4	6-6	0-5-5	3	22	5	3	1	0	35*
vs. Penn State	5-16	3-8	2-2	1-3-4	1	15	3	2	0	1	40*
vs. [21] Rhode Island	8-11	4-5	4-4	2-5-7	4	24	2	1	0	0	40*
William & Mary	5-13	1-5	0-0	4-4-8	3	11	6	2	0	2	35*
Appalachian State	4-15	1-8	9-10	2-7-9	0	18	3	0	1	0	30*
Michigan State	8-18	1-7	3-5	1-5-6	0	20	0	2	1	1	40*
Maine	11-16	4-9	9-9	0-8-8	1	35	2	0	1	2	34*
vs. [21] Florida	11-16	5-7	2-2	1-0-1	3	29	3	3	0	2	38*
vs. UNLV	6-12	2-5	2-2	1-4-5	0	16	4	0	0	3	34*
Tennessee State	7-10	3-5	7-8	0-3-3	2	24	1	4	0	0	39*
vs. Elon	7-17	2-4	5-6	2-5-7	3	21	0	0	1	1	36*
at Virginia Tech	11-19	3-6	9-11	3-4-7	2	34	1	2	0	1	38*
Georgia Tech	6-7	4-5	0-0	1-4-5	1	16	1	1	0	0	26*
Boston College	2-6	1-2	4-5	1-3-4	3	9	1	0	1	1	28*
at [9] Florida State	8-15	2-6	5-6	2-1-3	1	23	2	2	0	1	40*
at [14] Louisville	6-10	1-3	4-4	0-4-4	2	17	3	3	0	0	39*
Miami											
NC State											
at Wake Forest											
at Notre Dame											
Pittsburgh											
North Carolina											
Clemson											
at Virginia											
Wake Forest											
at Syracuse											
at Miami											
Florida State											
at North Carolina											

* Indicates Games Started; [] AP Ranking

CURRENT RANKINGS

	ACC Rank	NCAA Rank		ACC Rank	NCAA Rank		
Points	20.2	3	36	3-PT FG	2.39	T-7	141
FG PCT	53.4	5	60	3-PT PCT	44.3	3	-
FT PCT	86.9	3	44				

CAREER STATISTICS

SEASON	GP-GS	MIN/AVG	FG-FGA	PCT.	3FG-FGA	PCT.	FT-FTA	PCT.	O-D-T	AVG.	PF-DQ	AS	TO	BS	ST	TP	AVG.
2015-16	36-11	961/26.7	141-335	.421	55-172	.320	88-99	.889	35-94-129	3.6	69-1	54	28	6	34	425	11.8
2016-17	18-18	637/35.4	124-232	.534	43-97	.443	73-84	.869	22-78-100	5.6	34-0	45	29	6	17	364	20.2
TOTAL	54-29	1598/29.6	265-567	.467	98-269	.364	161-183	.880	57-172-229	4.2	103-1	99	57	12	51	789	14.6

EFFICIENCY & OUTPUT

- Kennard is averaging 20.2 ppg. and shooting 53.4 percent from the field, both of which rank among the top five in the ACC. Kennard is the only player in the ACC to rank both among the conference's top-five scorers and own one of the 10 best field goal percentages this season.
- Kennard is one of only three players in the NCAA this season to average at least 20.0 ppg., while also shooting over 50.0 percent from the field, 40.0 percent from three-point range and 80.0 percent from the free-throw line.

ACC • Top 10 FG Percentage & Top 5 Points Per Game, 2016-17

Player, School	FG Pct. (Rk.)	Avg. (Rk.)
Luke Kennard, Duke	.534 (5th)	20.2 (3rd)
Jamel Artis, Pittsburgh	.518 (8th)	22.0 (1st)

through Jan. 19

NCAA • 20.0 ppg., 50% FG, 40% 3FG, 80% FT, 2016-17

Player, School	PPG.	FG%	3FG%	FT%
Luke Kennard, Duke	20.2	53.4	44.3	86.9
Peyton Aldridge, Davidson	21.0	51.8	41.3	85.5
Malik Monk, Kentucky	21.4	50.0	40.6	83.3

through Jan. 18

FROM BEYOND THE ARC

- Kennard is shooting an efficient 44.3 percent (43-of-97) from beyond the arc this season, which ranks as the third-best in the conference. Kennard opened the season by shooting 52.0 percent (13-of-25) from three-point range over the first five games and is currently shooting 51.9 percent (27-of-52) during the team's last 10 contests.
- Kennard has connected on at least three three-pointers 15 times in his career and eight times in 2016-17. Duke is 11-4 when Kennard hits three-or-more threes in a game.

ACC • Three-Point Field Goal Percentage, 2016-17

Rk	Player, School	3FG	3FGA	PCT
1.	Steve Vasturia, Notre Dame	39	85	.459
2.	Jamel Artis, Pittsburgh	51	114	.447
3.	Luke Kennard, Duke	43	97	.443
4.	Ahmed Hill, Virginia Tech	46	108	.426
5.	Joel Berry, North Carolina	43	101	.426

through Jan. 19

CONSECUTIVE 20-POINT GAMES

- Kennard has posted three-straight 20+ point games twice this season. During the first three-game stretch, he netted a career-high 35 points against Maine (Dec. 3).
- Kennard is averaging 26.1 ppg. and is shooting 78-of-132 (.590) from the field when scoring at least 20 points, while also hauling in 5.2 rpg.
- Kennard's eight 20+ point games this year already surpassed his season total of seven from a year ago.

KENNARD IN THE GARDEN

- Kennard has played some of his best basketball at "The World's Most Famous Arena," especially over his last three games in Madison Square Garden.

Opponent, Date	FG	3FG	Reb.	A	Pts
Utah, 12/19/2015	5-9	2-5	8	0	24
[7] Kansas, 11/15/2016	7-10	2-4	5	5	22
[21] Florida, 12/6/2016	11-16	5-7	1	3	29
Totals	23-35 (.657)	9-16 (.563)	14 (4.7)	8 (2.7)	75 (25.0)

UNDER THE RADAR FROM TWO

- Kennard was at his best inside the arc last season, shooting 52.8 percent (86-of-163) from two-point range.
- He also shot an average of 4.1 free throws per 40 minutes as a freshman and connected at a team-high rate of 88.9 percent (88-of-99).

ALL-TOURNAMENT TEAM MEMBER

- Kennard claimed a spot on the Hall of Fame Tip Off All-Tournament Team after scoring a game-high 24 points on an efficient 8-of-11 (.727) shooting performance during the event's championship game against Rhode Island. Kennard shot a combined 25-of-48 (.521) from the field and 11-of-21 (.524) from beyond the arc, while also dishing 13 assists and averaging 17.3 ppg. during the tournament's four games.



JAVIN DELAURIER #12

F • 6-10 • 220 • FR-HS
SHIPMAN, VA. (SAINT ANNE'S-BELFIELD)

CAREER HIGHS

Points	6	vs. Marist	11/11/16
Rebounds	8	vs. Marist	11/11/16
Assists	1	vs. Grand Canyon	11/12/16
Steals	2	vs. Maine	12/3/16
Blocks	2	vs. Appalachian State	11/26/16
FG Made	3	vs. Marist	11/11/16
FT Made	1	vs. Maine	12/3/2016
Minutes	17 (2x)	last vs. Maine	12/3/16

MISCELLANEOUS

	2016-17	Career
Double-figure points	0	0
Double-doubles	0	0
20-pt games	0	0
5 or more rebounds	3	3
2 or more blocks	1	1
Three-point plays	0	0
Dunks	6	6

GAME-BY-GAME

Opponent	FG	3FG	FT	O-D-T	PF	Pts	A	TO	B	S	MIN
Marist	3-3	0-0	0-2	1-7-8	4	6	0	1	1	0	17
Grand Canyon	1-1	0-0	0-0	1-0-1	2	2	1	0	0	0	6
vs. [7] Kansas	0-0	0-0	0-0	0-0-0	0	0	0	0	0	0	1
vs. Penn State	0-0	0-0	0-0	0-0-0	2	0	0	0	0	0	3
vs. [21] Rhode Island	-	-	-	-	-	-	-	-	-	-	-
William & Mary	1-1	0-0	0-0	1-1-2	3	2	0	3	0	1	9
Appalachian State	1-3	0-1	0-0	2-3-5	3	2	0	2	2	0	15
Michigan State	-	-	-	-	-	-	-	-	-	-	-
Maine	1-1	0-0	1-2	3-2-5	1	3	0	1	0	2	17
vs. [21] Florida	-	-	-	-	-	-	-	-	-	-	-
vs. UNLV	1-1	0-0	0-0	0-2-2	2	2	0	0	0	0	8
Tennessee State	-	-	-	-	-	-	-	-	-	-	-
vs. Elon	-	-	-	-	-	-	-	-	-	-	-
at Virginia Tech	-	-	-	-	-	-	-	-	-	-	-
Georgia Tech	-	-	-	-	-	-	-	-	-	-	-
Boston College	-	-	-	-	-	-	-	-	-	-	-
at [9] Florida State	-	-	-	-	-	-	-	-	-	-	-
at [14] Louisville	0-0	0-0	0-0	0-0-0	2	0	0	1	1	0	7
Miami											
NC State											
at Wake Forest											
at Notre Dame											
Pittsburgh											
North Carolina											
Clemson											
at Virginia											
Wake Forest											
at Syracuse											
at Miami											
Florida State											
at North Carolina											

* Indicates Games Started; [] AP Ranking

CAREER STATISTICS

SEASON	GP-GS	MIN/AVG	FG-FGA	PCT.	3FG-FGA	PCT.	FT-FTA	PCT.	O-D-T	AVG.	PF-DQ	AS	TO	BS	ST	TP	AVG.
2016-17	9-0	83/9.2	8-10	.800	0-1	.000	1-4	.250	8-15-23	2.6	19-0	1	8	4	3	17	1.9
TOTAL	9-0	83/9.2	8-10	.800	0-1	.000	1-4	.250	8-15-23	2.6	19-0	1	8	4	3	17	1.9



MATT JONES

#13

**G • 6-5 • 204 • SR-3L
DESOTO, TEXAS (DESOTO)**

JONES FROM DEEP

- After shooting just 14.3 percent (3-of-21) from outside the arc as a freshman, Jones has shot 39.5 percent (143-of-362) from deep over the last two-plus seasons.
- Jones has made at least three three-pointers in a game 22 times in his career, with Duke going 19-3 in those contests.
- For his career, Jones has scored 55.4 percent (444-of-801) of his points from outside the arc.

CAREER HIGHS

Points	23	vs. Indiana	12/2/15
Rebounds	6 (6x)	last vs. Elon	12/21/16
Assists	7	vs. Syracuse	1/18/16
Steals	5	vs. Elon	12/21/16
Blocks	2	vs. Georgia Southern	12/15/15
FG Made	9	vs. Indiana	12/2/15
3FG Made	5 (2x)	last vs. Indiana	12/2/15
FT Made	5 (2x)	last vs. Long Beach State	12/30/15
Minutes	45	vs. Utah	12/19/15

MISCELLANEOUS

	2016-17	Career
Double-figure points	11	38
3 or more assists	5	21
2 or more steals	10	32
2 or more 3pt FG	9	45
Charges drawn	5	10
Dunks	3	4
Three-point plays	1	5

A MULTITUDE OF STEALS

- Jones' defensive prowess has been on full display throughout the season, posting 33 steals (1.8 spg.) to account for 26.8 percent of Duke's takeaways. He has registered six games with at least three steals, including a five-steal performance against Elon (Dec. 21) to earn a career high.
- Jones, who is responsible for just under 27 percent of Duke's steals this season, ranks among the top five in the conference in that category.
- Jones' 1.83 spg. also rank third in the ACC.

GAME-BY-GAME

Opponent	FG	3FG	FT	O-D-T	PF	Pts	A	TO	B	S	MIN
Marist	4-9	3-6	0-0	0-3-3	3	11	1	2	0	3	27*
Grand Canyon	4-14	1-8	2-2	2-4-6	1	11	5	1	0	3	37*
vs. [7] Kansas	4-7	3-5	0-0	0-3-3	4	11	2	0	0	1	40*
vs. Penn State	6-8	3-4	0-0	0-1-1	4	15	1	3	0	0	37*
vs. [21] Rhode Island	4-13	2-7	3-4	2-2-4	2	13	1	1	0	1	40*
William & Mary	3-9	2-4	2-2	1-1-2	2	10	2	0	0	0	38*
Appalachian State	4-6	2-4	0-0	1-3-4	2	10	1	2	0	4	26*
Michigan State	1-7	0-6	0-2	0-1-1	3	2	4	1	0	4	40*
Maine	1-4	1-2	0-0	0-3-3	1	3	4	0	0	0	34*
vs. [21] Florida	0-4	0-2	0-0	1-2-3	3	0	1	1	1	1	36*
vs. UNLV	1-5	0-4	0-0	1-2-3	4	2	3	0	0	2	23*
Tennessee State	2-8	1-4	0-0	1-1-2	2	5	3	0	0	3	31*
vs. Elon	4-6	1-3	0-0	2-4-6	2	9	1	1	1	5	34*
at Virginia Tech	2-8	0-4	0-1	0-1-1	2	4	1	0	1	2	38*
Georgia Tech	5-9	4-7	0-0	3-1-4	3	14	2	2	0	0	19
Boston College	4-7	2-5	0-0	0-2-2	1	10	2	3	0	2	36
at [9] Florida State	4-8	2-5	0-0	1-2-3	4	10	2	2	0	2	36*
at [14] Louisville	3-5	1-2	1-1	1-2-3	3	8	1	1	1	0	36*
Miami											
NC State											
at Wake Forest											
at Notre Dame											
Pittsburgh											
North Carolina											
Clemson											
at Virginia											
Wake Forest											
at Syracuse											
at Miami											
Florida State											
at North Carolina											

* Indicates Games Started; [] AP Ranking

ACC • Percentage of Team's Total Steals, 2016-17

Rk	Player, School	Stls.	Team Stls.	Pct.
1.	Dennis Smith, NC State	42	94	41.2
2.	Jerome Robinson, Boston College	34	103	33.0
3.	Donovan Mitchell, Louisville	42	135	31.1
4.	Bryan Crawford, Wake Forest	29	101	28.7
5.	Matt Jones, Duke	33	123	26.8

through Jan. 19

ACC • Steals Per Game, 2016-17

Rk	Player, School	Avg.
1.	Dennis Smith, NC State	2.21
	Donovan Mitchell, Louisville	2.21
3.	Matt Jones, Duke	1.83
4.	Jerome Robinson, Boston College	1.79
5.	Frank Howard, Syracuse	1.61
	Bryant Crawford, Wake Forest	1.61

through Jan. 19

THE JONES EFFECT

- Jones has had an impact on Duke's success this season, as evidenced by his +/- of +14.7 through 18 games. The Blue Devils are +265 with Jones on the floor, compared to +32 when he is not in the contest.

ADDED OFFENSIVE CONTRIBUTIONS

- Jones' seven-game double-digit points streak to open the season was the longest of his career. Previously, Jones had recorded six straight double-figure scoring games to begin the 2015-16 campaign.

TWO-TIME CAPTAIN

- Jones has been named a team captain in 2016-17, marking the second consecutive season in which he has fulfilled that role.
- Jones' fellow captain for 2016-17 is three-time captain Amile Jefferson.

CURRENT RANKINGS

	ACC Rank	NCAA Rank
Steals	1.83	3
		66

CAREER STATISTICS

SEASON	GP-GS	MIN/AVG	FG-FGA	PCT.	3FG-FGA	PCT.	FT-FTA	PCT.	O-D-T	AVG.	PF-DQ	AS	TO	BS	ST	TP	AVG.
2013-14	32-4	235/7.3	15-51	.294	3-21	.143	23-41	.561	11-16-27	0.8	24-0	5	4	1	11	56	1.8
2014-15	39-14	847/21.7	84-205	.410	41-109	.376	25-35	.714	34-57-91	2.3	66-0	39	29	3	37	234	6.0
2015-16	35-35	1113/31.8	124-304	.408	76-183	.415	39-53	.736	36-52-88	2.5	91-4	80	39	7	36	363	10.4
2016-17	18-16	608/33.8	56-137	.409	28-82	.341	8-12	.667	16-38-54	3.0	46-0	37	20	4	33	148	8.2
TOTAL	124-69	2803/22.6	279-697	.400	148-395	.375	95-141	.674	97-163-260	2.1	227-4	161	92	15	117	801	6.5



FRANK JACKSON

#15

G • 6-3 • 205 • FR-HS
ALPINE, UTAH (LONE PEAK)

HONORS & AWARDS

Bob Cousy Award Watch List
 ACC Freshman of the Week (11/14)

MCDONALD'S GAME CO-MVP

- Jackson earned co-MVP at the 2016 McDonald's All-American Game after scoring 19 points to help the West team to a 114-107 victory.
- Jackson is the fifth Duke player to claim at least a share of the McDAAG MVP trophy, joining Bobby Hurley (1989), J.J. Redick (2002), Josh McRoberts (2005) and Jahliil Okafor (2014).

ADEPT SCORER

- Jackson netted double-digit points in his first eight games wearing a Duke uniform, the first time a Blue Devil freshman opened the year with eight straight 10+ point games since Jahliil Okafor posted 28 straight double-digit scoring games in 2014-15.

CAREER HIGHS

Points	21	vs. Grand Canyon	11/12/16
Rebounds	6	vs. Florida State	1/10/17
Assists	4 (2x)	last vs. Georgia Tech	1/4/17
Steals	4	vs. Marist	11/11/16
Blocks	-	-	-
FG Made	7	vs. Grand Canyon	11/12/16
FT Made	5 (2x)	last vs. Boston College	1/7/17
Minutes	35	vs. Penn State	11/19/16

MISCELLANEOUS

	2016-17	Career
Double-figure points	10	10
20-pt games	1	1
3 or more 3pt FG	3	3
5 or more assists	0	0
2 or more steals	1	1
Dunks	2	2
Three-point plays	1	1

GAME-BY-GAME

Opponent	FG	3FG	FT	O-D-T	PF	Pts	A	TO	B	S	MIN
Marist	6-15	1-4	5-6	1-0-1	4	18	4	2	0	4	25
Grand Canyon	7-10	4-6	3-4	2-2-4	4	21	2	3	0	0	25
vs. [7] Kansas	3-5	2-3	3-3	1-2-3	4	11	0	2	0	0	30
vs. Penn State	6-14	2-6	3-4	2-2-4	2	17	3	2	0	0	35
vs. [21] Rhode Island	4-11	0-4	3-4	1-0-1	4	11	1	2	0	0	33*
William & Mary	6-12	3-7	4-4	0-4-4	2	19	2	0	0	1	33*
Appalachian State	6-14	1-4	2-3	0-1-1	2	15	2	1	0	0	32*
Michigan State	5-6	1-2	0-0	2-2-4	4	11	3	1	0	0	27*
Maine	-	-	-	-	-	-	-	-	-	-	-
vs. [21] Florida	1-5	1-3	0-0	0-0-0	2	3	0	1	0	1	20*
vs. UNLV	4-5	1-1	0-0	1-0-1	0	9	2	2	0	1	20
Tennessee State	2-6	1-3	0-0	0-1-1	4	5	0	1	0	0	13
vs. Elon	2-5	1-3	2-2	1-1-2	1	7	1	0	0	1	29
at Virginia Tech	3-9	0-1	0-0	0-1-1	4	6	0	1	0	0	24*
Georgia Tech	5-9	4-7	1-1	0-2-2	2	15	4	0	0	1	24
Boston College	4-9	2-6	5-8	1-2-3	0	15	0	1	0	1	25
at [9] Florida State	0-5	0-4	3-4	3-3-6	4	3	1	1	0	0	21
at [14] Louisville	1-5	1-3	0-0	0-1-1	3	3	0	1	0	0	10
Miami											
NC State											
at Wake Forest											
at Notre Dame											
Pittsburgh											
North Carolina											
Clemson											
at Virginia											
Wake Forest											
at Syracuse											
at Miami											
Florida State											
at North Carolina											

* Indicates Games Started; [] AP Ranking

CAREER STATISTICS

SEASON	GP-GS	MIN/AVG	FG-FGA	PCT.	3FG-FGA	PCT.	FT-FTA	PCT.	O-D-T	AVG.	PF-DQ	AS	TO	BS	ST	TP	AVG.
2016-17	17-6	426/25.1	65-145	.448	25-67	.373	34-43	.791	15-24-39	2.3	46-0	25	21	0	10	189	11.1
TOTAL	17-6	426/25.1	65-145	.448	25-67	.373	34-43	.791	15-24-39	2.3	46-0	25	21	0	10	189	11.1



MARQUES BOLDEN

#20

HONORS & AWARDS

Kareem Abdul-Jabbar Award Watch List

C • 6-11 • 245 • FR-HS
DESOTO, TEXAS (DESOTO)

CAREER HIGHS

Points	7	vs. Maine	12/3/16
Rebounds	5	vs. Maine	12/3/16
Assists	1	vs. Tennessee State	12/19/16
Steals	-	-	-
Blocks	1 (2x)	last vs. Georgia Tech	1/4/17
FG Made	3 (2x)	last vs. UNLV	12/10/16
FT Made	2	vs. Boston College	1/7/17
Minutes	15	vs. Georgia Tech	1/4/17

MISCELLANEOUS

	2016-17	Career
Double-figure points	0	0
Double-doubles	0	0
20-pt games	0	0
Dunks	2	2
5 or more rebounds	1	1
2 or more blocks	0	0
Three-point plays	0	0

GAME-BY-GAME

Opponent	FG	3FG	FT	O-D-T	PF	Pts	A	TO	B	S	MIN
Marist	-	-	-	-	-	-	-	-	-	-	-
Grand Canyon	-	-	-	-	-	-	-	-	-	-	-
vs. [7] Kansas	-	-	-	-	-	-	-	-	-	-	-
vs. Penn State	-	-	-	-	-	-	-	-	-	-	-
vs. [21] Rhode Island	-	-	-	-	-	-	-	-	-	-	-
William & Mary	-	-	-	-	-	-	-	-	-	-	-
Appalachian State	-	-	-	-	-	-	-	-	-	-	-
Michigan State	-	-	-	-	-	-	-	-	-	-	-
Maine	3-5	0-0	1-2	3-2-5	1	7	0	3	1	0	12
vs. [21] Florida	0-0	0-0	0-0	0-0-0	2	0	0	0	0	0	2
vs. UNLV	3-5	0-0	0-0	0-1-1	2	6	0	3	0	0	13
Tennessee State	0-1	0-0	0-0	0-0-0	1	0	1	0	0	0	6
vs. Elon	0-0	0-0	0-0	0-0-0	0	0	0	0	0	0	3
at Virginia Tech	0-2	0-0	0-2	3-0-3	0	0	0	0	0	0	3
Georgia Tech	2-4	0-0	0-0	1-3-4	1	4	0	0	1	0	15
Boston College	0-1	0-0	2-2	0-0-0	4	2	0	1	0	1	7
at [9] Florida State	0-0	0-0	0-0	0-0-0	1	0	0	1	0	0	4
at [14] Louisville	0-0	0-0	0-0	0-0-0	1	0	0	0	0	0	5
Miami											
NC State											
at Wake Forest											
at Notre Dame											
Pittsburgh											
North Carolina											
Clemson											
at Virginia											
Wake Forest											
at Syracuse											
at Miami											
Florida State											
at North Carolina											

* Indicates Games Started; [] AP Ranking

CAREER STATISTICS

SEASON	GP-GS	MIN/AVG	FG-FGA	PCT.	3FG-FGA	PCT.	FT-FTA	PCT.	O-D-T	AVG.	PF-DQ	AS	TO	BS	ST	TP	AVG.
2016-17	10-0	70/7.0	8-18	.444	0-0	.000	3-6	.500	7-6-13	1.3	13-0	1	8	2	1	19	1.9
TOTAL	10-0	70/7.0	8-18	.444	0-0	.000	3-6	.500	7-6-13	1.3	13-0	1	8	2	1	19	1.9



AMILE JEFFERSON #21

**F • 6-9 • 224 • GR-4L
PHILADELPHIA, PA. (FRIENDS CENTRAL SCHOOL)**

HONORS & AWARDS

- Karl Malone Award Watch List
- Hall of Fame Tip Off All-Tournament Team
- ACC Player of the Week (12/12)
- Senior CLASS Award Candidate

BUILDING A WINNING LEGACY

- Jefferson has played in 110 wins as a member of the Duke program, leaving him seven shy of cracking the program's top 10 list for career victories.
- Shane Battier holds the Duke, ACC and NCAA record for career victories, having played in 131 for the Blue Devils from 1998-01.

Duke • Career Victories

Rk	Player, Years	Wins
6.	Mason Plumlee, 2010-13	118
7.	Danny Ferry, 1986-89	117
	Nate James, 1997-01	117
	Andre Dawkins, 2010-12, 2014	117
	Quinn Cook, 2012-15	117
	NR. Amile Jefferson, 2012-present	110

CAREER HIGHS

Points	24	vs. Florida	12/6/16
Rebounds	18	vs. Tennessee State	12/19/16
Assists	8	vs. Indiana	12/2/15
Steals	3 (3x)	last vs. Grand Canyon	11/12/16
Blocks	6	vs. North Carolina	2/18/15
FG Made	11	vs. Florida	12/6/16
FT Made	9	vs. Elon	12/21/16
Minutes	39	vs. Florida	12/6/16

MISCELLANEOUS

	2016-17	Career
Double-figure points	13	41
Double-figure rebounds	8	25
Double-doubles	6	14
5 or more rebounds	14	81
3 or more steals	1	3
2 or more blocks	7	19
Dunks	10	34
Three-point plays	8	32

GAME-BY-GAME

Opponent	FG	3FG	FT	O-D-T	PF	Pts	A	TO	B	S	MIN
Marist	1-4	0-0	3-6	0-9-9	1	5	1	0	3	1	22*
Grand Canyon	6-7	0-0	3-6	2-5-7	2	15	1	2	5	3	28*
vs. [7] Kansas	4-6	0-0	4-7	0-4-4	5	12	2	7	1	1	30*
vs. Penn State	6-9	0-0	4-10	5-10-15	4	16	0	1	4	0	37*
vs. [21] Rhode Island	8-13	0-0	1-1	4-11-15	3	17	0	3	0	0	36*
William & Mary	5-5	0-0	5-7	1-9-10	3	15	1	2	1	0	24*
Appalachian State	6-11	0-0	3-3	2-4-6	0	15	5	1	1	2	25*
Michigan State	7-12	0-0	3-6	5-8-13	3	17	3	1	1	1	35*
Maine	8-11	0-0	4-4	3-6-9	2	20	4	2	2	2	34*
vs. [21] Florida	11-14	0-0	2-2	5-10-15	2	24	2	2	4	1	39*
vs. UNLV	4-6	0-0	2-4	2-10-12	0	10	5	2	0	1	30*
Tennessee State	2-7	0-0	1-8	7-11-18	2	5	2	2	1	1	33*
vs. Elon	2-3	0-0	9-11	1-6-7	2	13	0	1	2	0	27*
at Virginia Tech	4-9	0-0	1-2	4-8-12	4	9	3	4	2	1	37*
Georgia Tech	4-8	0-0	6-8	1-6-7	1	14	3	1	0	0	27*
Boston College	5-7	0-0	1-2	0-2-2	0	11	2	0	0	0	13*
at [9] Florida State	-	-	-	-	-	-	-	-	-	-	-
at [14] Louisville	-	-	-	-	-	-	-	-	-	-	-
Miami											
NC State											
at Wake Forest											
at Notre Dame											
Pittsburgh											
North Carolina											
Clemson											
at Virginia											
Wake Forest											
at Syracuse											
at Miami											
Florida State											
at North Carolina											

* Indicates Games Started; [] AP Ranking

DOING WORK ON THE GLASS

- Jefferson ranks among the top active ACC players with 319 career offensive rebounds and 812 career boards.
- His 319 career offensive rebounds are the sixth-most offensive rebounds in Duke history.
- He has averaged 2.4 offensive rebounds per game over the course of his career.

ACC • Active Offensive Rebound Leaders, Career

Rk	Player, School	OREB
1.	Kennedy Meeks, North Carolina	335
2.	Amile Jefferson, Duke	319
3.	Tyler Roberson, Syracuse	285
4.	Michael Young, Pittsburgh	272
5.	Lennard Freeman, NC State	209

through Jan. 19

ACC • Active Rebound Leaders, Career

Rk	Player, School	REB
1.	Kennedy Meeks, North Carolina	867
2.	Amile Jefferson, Duke	812
3.	Michael Young, Pittsburgh	764
4.	Jaron Blossomgame, Clemson	728
5.	Tyler Roberson, Syracuse	664

through Jan. 19

Duke • Offensive Rebounds, Career

Rk	Player, Years	OREB
1.	Shelden Williams, 2003-06	447
2.	Christian Laettner, 1989-92	374
3.	Kyle Singler, 2008-2011	360
4.	Shane Battier, 1998-01	338
5.	Mason Plumlee, 2010-13	328
6.	Amile Jefferson, 2012-present	319

Duke • Rebounds, Career

Rk	Player, Years	REB
16.	Carroll Youngkin, 1959-61	865
17.	Bob Fleischer, 1973-75	817
18.	Amile Jefferson, 2012-pres.	812

CURRENT RANKINGS

	ACC Rank	NCAA Rank		ACC Rank	NCAA Rank
FG PCT	62.9	1	Off. Reb.	2.6	10
Rebounds	10.1	2	Blocks	1.7	3
Def. Reb.	7.4	1			

CAREER STATISTICS

SEASON	GP-GS	MIN/AVG	FG-FGA	PCT.	3FG-FGA	PCT.	FT-FTA	PCT.	O-D-T	AVG.	PF-DQ	AS	TO	BS	ST	TP	AVG.
2012-13	32-7	405/12.7	51-94	.543	0-0	.000	25-41	.610	42-50-92	2.9	53-2	7	12	16	12	127	4.0
2013-14	35-26	796/22.7	94-146	.644	0-0	.000	40-81	.494	101-139-240	6.9	93-1	36	23	20	23	228	6.5
2014-15	39-26	831/21.3	94-149	.631	0-0	.000	51-92	.554	91-135-226	5.8	76-0	33	41	26	22	239	6.1
2015-16	9-9	273/30.3	41-60	.683	0-0	.000	21-38	.553	43-50-93	10.3	24-1	13	14	11	7	103	11.4
2016-17	16-16	477/29.8	83-132	.629	0-0	.000	52-87	.598	42-119-161	10.1	34-1	34	31	27	14	218	13.6
TOTAL	131-84	2782/21.2	363-581	.625	0-0	.000	189-339	.558	319-493-812	6.2	280-5	123	121	100	78	915	7.0

ACC • Rebounds, 2016-17

Rk	Player, School	Avg.
1.	Bonzie Colson, Notre Dame	10.7
2.	Amile Jefferson, Duke	10.1
3.	Ben Lammers, Georgia Tech	9.7
4.	Kennedy Meeks, North Carolina	9.7
5.	John Collins, Wake Forest	8.8

through Jan. 19

ACC • Defensive Rebounds, 2016-17

Rk	Player, School	Avg.
1.	Amile Jefferson, Duke	7.44
2.	Bonzie Colson, Notre Dame	7.42
3.	Quinton Stephens, Georgia Tech	6.39
4.	Ben Lammers, Georgia Tech	6.33
5.	Chris Clarke, Virginia Tech	6.17

through Jan. 19

NCAA • Defensive Rebounds, 2016-17

Rk	Player, School	Avg.
1.	Caleb Swanigan, Purdue	9.79
2.	Steve Taylor, Toledo	9.59
3.	Tim Kempton, Lehigh	8.89
	Marquise Moore, George Mason	8.89
5.	Josh Hawkinson, Washington State	8.67
	Sebastian Saiz, Ole Miss.	8.67
7.	Rokas Gustys, Hofstra	8.40
8.	Ivan Rabb, California	7.88
9.	Bryce Washington, Louisiana	7.83
10.	Chandler Hutchison, Boise State	7.76
11.	Angel Delgado, Seton Hall	7.72
12.	Alec Peters, Valparaiso	7.68
13.	Emmanuel Omogbo, Colorado State	7.63
14.	Alize Johnson, Missouri State	7.50
15.	Amile Jefferson, Duke	7.44

through Jan. 19

ASSET ON THE OFFENSIVE END

• Jefferson has been an efficient scorer for the Blue Devils over his career in Durham, ranking among Duke's all-time leaders in field goal percentage.

• Jefferson shot 5-of-5 from the field against William & Mary (Nov. 23), marking the second time in his career he posted a perfect 5-of-5 shooting performance in a game (last vs. Pittsburgh - Jan. 27, 2014).

Duke • Field Goal Percentage, Career

Rk	Player, Years	FG	FGA	PCT
1.	Carlos Boozer, 2000-02	554	878	.631
2.	Amile Jefferson, 2012-pres.	363	581	.625
3.	Elton Brand, 1998-99	355	580	.612
4.	Alaa Abdelnaby, 1987-90	448	748	.599
5.	Erik Meek, 1992-95	214	358	.598

*Minimum 200 field goals made

NCAA • Field Goal Percentage (Major Conferences), 2016-17

Rk	Player, School	FG	FGA	PCT
1.	Justin Patton, Creighton	117	161	.727
2.	TJ Leaf, UCLA	140	218	.642
3.	Amile Jefferson, Duke	83	132	.629
4.	Tyler Davis, Texas A&M	88	143	.615
5.	Ethan Happ, Wisconsin	101	167	.605
	Isaiah Hicks, North Carolina	101	167	.605

through Jan. 19

ACC • Field Goal Percentage, 2016-17

Rk	Player, School	FG	FGA	PCT
1.	Amile Jefferson, Duke	83	132	.629
2.	Isaiah Hicks, North Carolina	101	167	.605
3.	John Collins, Wake Forest	110	186	.591
4.	Ben Lammers, Georgia Tech	108	197	.548
5.	Luke Kennard, Duke	124	232	.534

through Jan. 19

DOUBLE-DOUBLES ABOUND

• Jefferson has already posted six double-doubles this season, including three straight in contests against Penn State (Nov. 19), No. 21 Rhode Island (Nov. 20) and William & Mary (Nov. 23). Jefferson is shooting 41-of-59 (.695) when registering a double-double and averages 13.7 ppg. and 13.3 rpg. in those six contests.

• Duke is a perfect 6-0 this season (12-2 all-time) in games when Jefferson earns a double-double, with the Blue Devils defeating opponents by an average of 18.2 ppg. in this season's six victories.

Jefferson's Double-Doubles, 2016-17

Date	Opponent, Result	Pts.	Reb.
11/19/16	Penn State, W, 78-68	16	15
11/20/16	Rhode Island, W, 75-65	17	15
11/23/16	William & Mary, W 88-67	15	10
11/29/16	Michigan State, W 78-69	17	13
12/6/16	Florida, W 84-74	24	15
12/10/16	UNLV, W 94-45	10	12

NCAA • Double-Double Average (Major Conferences), 2016-17

Player, School	Reb.	Pts.
Caleb Swanigan, Purdue	12.5	18.4
Bonzie Colson, Notre Dame	10.7	15.5
Josh Hawkinson, Washington State	10.6	15.4
Sebastian Saiz, Ole Miss	11.6	15.2
Ivan Rabb, California	10.8	14.9
Angel Delgado, Seton Hall	12.0	14.3
Amile Jefferson, Duke	10.1	13.6
Obinna Oleka, Arizona State	10.4	13.4

through Jan. 19

ACC • Double-Doubles, 2016-17

Rk	Player, School	No.
1.	Bonzie Colson, Notre Dame	11
2.	Ben Lammers, Georgia Tech	9
3.	John Collins, Wake Forest	7
	Kennedy Meeks, North Carolina	7
5.	Amile Jefferson, Duke	6

through Jan. 19

ALL-TOURNAMENT TEAM MEMBER

• Jefferson posted back-to-back double-doubles in the semifinal and final of the Hall of Fame Tip Off Tournament, averaging 16.5 ppg. and 15 rpg. in the final two games to earn all-tournament team honors. Jefferson shot a combined 14-of-22 (.636) from the floor against Penn State and Rhode Island.

ACADEMIC ACHIEVEMENTS

• Jefferson has excelled in the classroom during his career at Duke. In 2016, he became the first student-athlete in program history to appear on the All-ACC Academic Team four times.

THREE-TIME CAPTAIN

• Jefferson has been named a team captain in 2016-17, marking the third consecutive season in which he has fulfilled that role.

• Jefferson is the first Duke player to be named a captain three times since the Bill Krzyzewski Captains Award was created in 1997.

• Jefferson's fellow captain for 2016-17 is two-time captain Matt Jones.



ANTONIO VRANKOVIC #30

C • 7-0 • 261 • SO-1L
DELRAY BEACH, FLA. (PINE CREST SCHOOL)

BASKETBALL BLOODLINES

- Vrankovic's father, Stojko, played five seasons in the NBA during the 1990s, seeing time with the Celtics, Timberwolves and Clippers.
- Stojko also played internationally for Yugoslavia, winning silver medals at the 1988 Seoul Olympics and the 1992 Barcelona Olympics.

CAREER HIGHS

Points	8 (2x)	last vs. Maine	12/3/16
Rebounds	10	vs. Marist	11/11/16
Assists	2	vs. Maine	12/3/16
Steals	1	vs. Bryant	11/14/15
Blocks	2	vs. William & Mary	11/23/16
FG Made	4	vs. Maine	12/3/16
FT Made	2 (3x)	last vs. Appalachian State	11/26/16
Minutes	19 (2x)	last vs. Appalachian State	11/26/16

MISCELLANEOUS

	2016-17	Career
Double-figure points	0	0
20-pt games	0	0
Dunks	3	3
Double-figure rebounds	1	1
2 or more steals	0	0
Charges drawn	1	1
Three-point plays	0	0

GAME-BY-GAME

Opponent	FG	3FG	FT	O-D-T	PF	Pts	A	TO	B	S	MIN
Marist	2-6	0-0	1-2	7-3-10	2	5	1	2	0	0	19
Grand Canyon	0-1	0-0	2-2	1-1-2	1	2	1	0	0	0	5
vs. [7] Kansas	-	-	-	-	-	-	-	-	-	-	-
vs. Penn State	0-0	0-0	2-2	1-2-3	3	2	0	1	0	0	7
vs. [21] Rhode Island	0-0	0-0	0-0	0-0-0	1	0	0	0	0	0	4
William & Mary	2-2	0-0	0-1	1-3-4	0	4	0	0	2	0	13
Appalachian State	3-3	0-0	2-4	2-3-5	1	8	0	1	1	0	19
Michigan State	-	-	-	-	-	-	-	-	-	-	-
Maine	4-5	0-0	0-0	1-2-3	1	8	2	0	1	0	13
vs. [21] Florida	-	-	-	-	-	-	-	-	-	-	-
vs. UNLV	-	-	-	-	-	-	-	-	-	-	-
Tennessee State	-	-	-	-	-	-	-	-	-	-	-
vs. Elon	-	-	-	-	-	-	-	-	-	-	-
at Virginia Tech	-	-	-	-	-	-	-	-	-	-	-
Georgia Tech	0-0	0-0	0-0	1-2-3	1	0	1	2	0	0	7
Boston College	-	-	-	-	-	-	-	-	-	-	-
at [9] Florida State	-	-	-	-	-	-	-	-	-	-	-
at [14] Louisville	-	-	-	-	-	-	-	-	-	-	-
Miami											
NC State											
at Wake Forest											
at Notre Dame											
Pittsburgh											
North Carolina											
Clemson											
at Virginia											
Wake Forest											
at Syracuse											
at Miami											
Florida State											
at North Carolina											

* Indicates Games Started; [] AP Ranking

CAREER STATISTICS

SEASON	GP-GS	MIN/AVG	FG-FGA	PCT.	3FG-FGA	PCT.	FT-FTA	PCT.	O-D-T	AVG.	PF-DQ	AS	TO	BS	ST	TP	AVG.
2015-16	5-0	14/2.8	2-2	1.000	0-0	.000	0-0	.000	2-5-7	1.4	3-0	0	3	1	1	4	0.8
2016-17	8-0	87/10.9	11-17	.647	0-0	.000	7-11	.636	14-16-30	3.8	10-0	5	6	4	0	29	3.6
TOTAL	13-0	101/7.8	13-19	.684	0-0	.000	7-11	.636	16-21-37	2.8	13-0	5	9	5	1	33	2.5



SEAN OBI

#34

F • 6-9 • 255 • JR-2L
KADUNA, NIGERIA (GREEN FARMS ACADEMY)

TRANSFERS UNDER COACH K

• Obi is the fifth student-athlete to transfer into the program under Coach K.

Duke's Transfers under Coach K

Player	Previous School	Year
Roshown McLeod	St. John's	1995
Dahntay Jones	Rutgers	2000
Seth Curry	Liberty	2009
Rodney Hood	Mississippi State	2012
Sean Obi	Rice	2014

CAREER HIGHS (^ - at Rice)

Points	25	vs. South Alabama	12/7/13 [^]
Rebounds	19	vs. South Alabama	12/7/13 [^]
Assists	2 (6x)	last vs. Louisiana Tech	2/5/14 [^]
Steals	2	vs. Northwood	12/19/13 [^]
Blocks	2 (6x)	last vs. Old Dominion	2/20/14 [^]
FG Made	11	vs. Marshall	1/23/14 [^]
FT Made	7 (2x)	last vs. Northwood	12/19/13 [^]
Minutes	41	vs. South Alabama	12/7/13 [^]

MISCELLANEOUS

	2016-17	Duke Career
Double-figure points	0	0
20-pt games	0	0
3 or more 3pt FG	0	0
Double-figure assists	0	0
5 or more assists	0	0
2 or more steals	0	0
Charges drawn	0	0
Three-point plays	0	0

GAME-BY-GAME

Opponent	FG	3FG	FT	O-D-T	PF	Pts	A	TO	B	S	MIN
Marist	-	-	-	-	-	-	-	-	-	-	-
Grand Canyon	-	-	-	-	-	-	-	-	-	-	-
vs. [7] Kansas	-	-	-	-	-	-	-	-	-	-	-
vs. Penn State	-	-	-	-	-	-	-	-	-	-	-
vs. [21] Rhode Island	-	-	-	-	-	-	-	-	-	-	-
William & Mary	-	-	-	-	-	-	-	-	-	-	-
Appalachian State	-	-	-	-	-	-	-	-	-	-	-
Michigan State	-	-	-	-	-	-	-	-	-	-	-
Maine	-	-	-	-	-	-	-	-	-	-	-
vs. [21] Florida	-	-	-	-	-	-	-	-	-	-	-
vs. UNLV	-	-	-	-	-	-	-	-	-	-	-
Tennessee State	-	-	-	-	-	-	-	-	-	-	-
vs. Elon	-	-	-	-	-	-	-	-	-	-	-
at Virginia Tech	-	-	-	-	-	-	-	-	-	-	-
Georgia Tech	-	-	-	-	-	-	-	-	-	-	-
Boston College	-	-	-	-	-	-	-	-	-	-	-
at [9] Florida State	-	-	-	-	-	-	-	-	-	-	-
at [14] Louisville	-	-	-	-	-	-	-	-	-	-	-
Miami	-	-	-	-	-	-	-	-	-	-	-
NC State	-	-	-	-	-	-	-	-	-	-	-
at Wake Forest	-	-	-	-	-	-	-	-	-	-	-
at Notre Dame	-	-	-	-	-	-	-	-	-	-	-
Pittsburgh	-	-	-	-	-	-	-	-	-	-	-
North Carolina	-	-	-	-	-	-	-	-	-	-	-
Clemson	-	-	-	-	-	-	-	-	-	-	-
at Virginia	-	-	-	-	-	-	-	-	-	-	-
Wake Forest	-	-	-	-	-	-	-	-	-	-	-
at Syracuse	-	-	-	-	-	-	-	-	-	-	-
at Miami	-	-	-	-	-	-	-	-	-	-	-
Florida State	-	-	-	-	-	-	-	-	-	-	-
at North Carolina	-	-	-	-	-	-	-	-	-	-	-

* Indicates Games Started; [] AP Ranking

CAREER STATISTICS

SEASON	GP-GS	MIN/AVG	FG-FGA	PCT.	3FG-FGA	PCT.	FT-FTA	PCT.	O-D-T	AVG.	PF-DQ	AS	TO	BS	ST	TP	AVG.
2013-14 (Rice)	30-29	791/26.4	140-237	.591	0-0	.000	62-114	.544	74-205-279	9.3	91-4	24	59	22	15	342	11.4
2015-16	10-0	27/2.7	1-2	.500	0-0	.000	3-6	.500	6-4-10	1.0	8-0	0	2	1	0	5	0.5
2016-17	-	-	-	-	-	-	-	-	-	-	-	-	-	-	-	-	-
TOTAL	39-29	818/21.0	141-239	.590	0-0	.000	65-120	.542	80-209-289	7.4	99-4	24	61	23	15	347	8.9



JACK WHITE

#41

F • 6-7 • 195 • FR-HS
TRARALGON, VICTORIA, AUSTRALIA
(AUSTRALIAN INSTITUTE OF SPORT)

CAREER HIGHS

Points	5	vs. Marist	11/11/16
Rebounds	4	vs. Maine	12/3/16
Assists	1	vs. Appalachian State	11/26/16
Steals	1	vs. UNLV	12/10/16
Blocks	1 (2x)	last vs. Maine	12/3/16
FG Made	2	vs. William & Mary	11/23/16
FT Made	5	vs. Marist	11/11/16
Minutes	15	vs. Appalachian State	11/26/16

MISCELLANEOUS

	2016-17	Career
Double-figure points	0	0
20-pt games	0	0
3 or more 3pt FG	0	0
5 or more assists	0	0
2 or more steals	0	0
Dunks	1	1
Three-point plays	0	0

GAME-BY-GAME

Opponent	FG	3FG	FT	O-D-T	PF	Pts	A	TO	B	S	MIN
Marist	0-0	0-0	5-6	0-2-2	1	5	0	1	0	0	12
Grand Canyon	1-1	0-0	1-2	0-1-1	0	3	0	0	0	0	4
vs. [7] Kansas	-	-	-	-	-	-	-	-	-	-	-
vs. Penn State	-	-	-	-	-	-	-	-	-	-	-
vs. [21] Rhode Island	-	-	-	-	-	-	-	-	-	-	-
William & Mary	2-3	0-0	0-0	1-0-1	0	4	0	0	1	0	3
Appalachian State	1-2	0-0	0-0	0-2-2	1	2	1	2	0	0	15
Michigan State	-	-	-	-	-	-	-	-	-	-	-
Maine	1-2	0-1	2-2	0-4-4	0	4	0	0	1	0	10
vs. [21] Florida	-	-	-	-	-	-	-	-	-	-	-
vs. UNLV	0-0	0-0	0-0	0-1-1	0	0	0	1	0	1	4
Tennessee State	-	-	-	-	-	-	-	-	-	-	-
vs. Elon	-	-	-	-	-	-	-	-	-	-	-
at Virginia Tech	0-0	0-0	0-0	1-0-1	1	0	0	0	0	0	3
Georgia Tech	1-1	1-1	0-0	0-1-1	1	3	0	0	0	0	5
Boston College	-	-	-	-	-	-	-	-	-	-	-
at [9] Florida State	-	-	-	-	-	-	-	-	-	-	-
at [14] Louisville	-	-	-	-	-	-	-	-	-	-	-
Miami											
NC State											
at Wake Forest											
at Notre Dame											
Pittsburgh											
North Carolina											
Clemson											
at Virginia											
Wake Forest											
at Syracuse											
at Miami											
Florida State											
at North Carolina											

* Indicates Games Started; [] AP Ranking

CAREER STATISTICS

SEASON	GP-GS	MIN/AVG	FG-FGA	PCT.	3FG-FGA	PCT.	FT-FTA	PCT.	O-D-T	AVG.	PF-DQ	AS	TO	BS	ST	TP	AVG.
2016-17	8-0	56/7.0	6-9	.667	1-2	.500	8-10	.800	2-11-13	1.6	4-0	1	4	2	1	21	2.6
TOTAL	8-0	56/7.0	6-9	.667	1-2	.500	8-10	.800	2-11-13	1.6	4-0	1	4	2	1	21	2.6



NICK PAGLIUCA

#45

**G • 6-3 • 195 • SR-3L
WESTON, MASS. (MILTON ACADEMY)**

BASKETBALL BLOODLINES

- Pagliuca's father, Steve, is a co-owner of the Boston Celtics.
- Pagliuca's older brother, Joe, was a member of the Duke basketball team from 2004-07. He played in 13 career games and was a three-time recipient of the Dr. Deryl Hart Award, presented to the team's top scholar-athlete.

NAMED TO NABC HONORS COURT

- Pagliuca was named to the 2016 NABC Honors Court, an honor roll for academic juniors and seniors across the nation who hold a cumulative GPA of at least 3.20.

CAREER HIGHS

Points	3	vs. Fairfield	11/15/14
Rebounds	2 (2x)	last vs. Utah State	11/29/15
Assists	1 (2x)	last vs. Maine	12/3/16
Steals	1	vs. Yale	11/25/15
3FG Made	1	vs. Fairfield	11/15/14
FT Made	1	vs. Elon	12/31/13
Minutes	5	vs. Presbyterian	11/14/14

GAME-BY-GAME

Opponent	FG	3FG	FT	O-D-T	PF	Pts	A	TO	B	S	MIN
Marist	0-1	0-1	0-0	0-0-0	0	0	0	0	0	0	2
Grand Canyon	-	-	-	-	-	-	-	-	-	-	-
vs. [7] Kansas	-	-	-	-	-	-	-	-	-	-	-
vs. Penn State	-	-	-	-	-	-	-	-	-	-	-
vs. [21] Rhode Island	-	-	-	-	-	-	-	-	-	-	-
William & Mary	0-1	0-1	0-0	0-0-0	0	0	0	0	0	0	1
Appalachian State	-	-	-	-	-	-	-	-	-	-	-
Michigan State	-	-	-	-	-	-	-	-	-	-	-
Maine	0-0	0-0	0-0	0-0-0	0	0	1	0	0	0	2
vs. [21] Florida	-	-	-	-	-	-	-	-	-	-	-
vs. UNLV	-	-	-	-	-	-	-	-	-	-	-
Tennessee State	-	-	-	-	-	-	-	-	-	-	-
vs. Elon	-	-	-	-	-	-	-	-	-	-	-
at Virginia Tech	-	-	-	-	-	-	-	-	-	-	-
Georgia Tech	0-0	0-0	0-0	0-0-0	0	0	1	0	0	0	3
Boston College	-	-	-	-	-	-	-	-	-	-	-
at [9] Florida State	-	-	-	-	-	-	-	-	-	-	-
at [14] Louisville	-	-	-	-	-	-	-	-	-	-	-
Miami	-	-	-	-	-	-	-	-	-	-	-
NC State	-	-	-	-	-	-	-	-	-	-	-
at Wake Forest	-	-	-	-	-	-	-	-	-	-	-
at Notre Dame	-	-	-	-	-	-	-	-	-	-	-
Pittsburgh	-	-	-	-	-	-	-	-	-	-	-
North Carolina	-	-	-	-	-	-	-	-	-	-	-
Clemson	-	-	-	-	-	-	-	-	-	-	-
at Virginia	-	-	-	-	-	-	-	-	-	-	-
Wake Forest	-	-	-	-	-	-	-	-	-	-	-
at Syracuse	-	-	-	-	-	-	-	-	-	-	-
at Miami	-	-	-	-	-	-	-	-	-	-	-
Florida State	-	-	-	-	-	-	-	-	-	-	-
at North Carolina	-	-	-	-	-	-	-	-	-	-	-

* Indicates Games Started; [] AP Ranking

CAREER STATISTICS

SEASON	GP-GS	MIN/AVG	FG-FGA	PCT.	3FG-FGA	PCT.	FT-FTA	PCT.	O-D-T	AVG.	PF-DQ	AS	TO	BS	ST	TP	AVG.
2013-14	3-0	5/1.7	0-1	.000	0-0	.000	1-2	.500	1-1-2	0.7	0-0	0	0	0	0	1	0.3
2014-15	11-0	18/1.6	1-5	.200	1-4	.250	0-0	.000	2-2-4	0.4	4-0	1	0	0	0	3	0.3
2015-16	10-0	10/1.0	0-1	.000	0-1	.000	0-0	.000	1-3-4	0.4	1-0	0	1	0	1	0	0.0
2016-17	4-0	8/2.0	0-2	.000	0-2	.000	0-0	.000	0-0-0	0.0	0-0	2	0	0	0	0	0.0
TOTAL	28-0	41/1.5	1-9	.111	1-7	.143	1-2	.500	4-6-10	0.4	5-0	3	1	0	1	4	0.1



JUSTIN ROBINSON

#50

F • 6-8 • 194 • R-FR-1L
SAN ANTONIO, TEXAS
(SAN ANTONIO CHRISTIAN ACADEMY)

BASKETBALL BLOODLINES

- Robinson is the son of NBA Hall of Famer and 1987 No. 1 overall pick David Robinson, who played his entire 14-year career with the San Antonio Spurs.
- A member of the original Dream Team alongside Duke head coach Mike Krzyzewski, "The Admiral" is a two-time NBA champion and two-time Olympic gold medalist.
- Justin Robinson's brother, Corey, played wide receiver at Notre Dame from 2013-15.

CAREER HIGHS

Points	1	vs. Marist	11/11/16
Rebounds	1	vs. Marist	11/11/16
Assists	-	-	-
Steals	-	-	-
Blocks	-	-	-
FG Made	-	-	-
3FG Made	-	-	-
FT Made	1	vs. Marist	11/11/16
Minutes	5	vs. Marist	11/11/16

GAME-BY-GAME

Opponent	FG	3FG	FT	O-D-T	PF	Pts	A	TO	B	S	MIN
Marist	0-0	0-0	1-2	0-1-1	0	1	0	0	0	0	5
Grand Canyon	-	-	-	-	-	-	-	-	-	-	-
vs. [7] Kansas	-	-	-	-	-	-	-	-	-	-	-
vs. Penn State	-	-	-	-	-	-	-	-	-	-	-
vs. [21] Rhode Island	-	-	-	-	-	-	-	-	-	-	-
William & Mary	0-0	0-0	0-0	0-0-0	0	0	0	0	0	0	2
Appalachian State	0-0	0-0	0-0	0-0-0	0	0	0	0	0	0	1
Michigan State	-	-	-	-	-	-	-	-	-	-	-
Maine	-	-	-	-	-	-	-	-	-	-	-
vs. [21] Florida	-	-	-	-	-	-	-	-	-	-	-
vs. UNLV	-	-	-	-	-	-	-	-	-	-	-
Tennessee State	-	-	-	-	-	-	-	-	-	-	-
vs. Elon	-	-	-	-	-	-	-	-	-	-	-
at Virginia Tech	-	-	-	-	-	-	-	-	-	-	-
Georgia Tech	0-0	0-0	0-0	0-0-0	0	0	0	0	0	0	0
Boston College	-	-	-	-	-	-	-	-	-	-	-
at [9] Florida State	-	-	-	-	-	-	-	-	-	-	-
at [14] Louisville	-	-	-	-	-	-	-	-	-	-	-
Miami	-	-	-	-	-	-	-	-	-	-	-
NC State	-	-	-	-	-	-	-	-	-	-	-
at Wake Forest	-	-	-	-	-	-	-	-	-	-	-
at Notre Dame	-	-	-	-	-	-	-	-	-	-	-
Pittsburgh	-	-	-	-	-	-	-	-	-	-	-
North Carolina	-	-	-	-	-	-	-	-	-	-	-
Clemson	-	-	-	-	-	-	-	-	-	-	-
at Virginia	-	-	-	-	-	-	-	-	-	-	-
Wake Forest	-	-	-	-	-	-	-	-	-	-	-
at Syracuse	-	-	-	-	-	-	-	-	-	-	-
at Miami	-	-	-	-	-	-	-	-	-	-	-
Florida State	-	-	-	-	-	-	-	-	-	-	-
at North Carolina	-	-	-	-	-	-	-	-	-	-	-

* Indicates Games Started; [] AP Ranking

CAREER STATISTICS

SEASON	GP-GS	MIN/AVG	FG-FGA	PCT.	3FG-FGA	PCT.	FT-FTA	PCT.	O-D-T	AVG.	PF-DQ	AS	TO	BS	ST	TP	AVG.
2015-16	0-0	0/0.0	0-0	.000	0-0	.000	0-0	.000	0-0-0	0.0	0-0	0	0	0	0	0	0.0
2016-17	4-0	10/2.5	0-0	.000	0-0	.000	1-2	.500	0-1-1	0.3	0-0	0	0	0	0	1	0.3
TOTAL	4-0	10/2.5	0-0	.000	0-0	.000	1-2	.500	0-1-1	0.3	0-0	0	0	0	0	1	0.3



MIKE KRZYZEWSKI

HEAD COACH • ARMY '69
OVERALL RECORD • 1,056-323 OVERALL (42ND SEASON)
DUKE RECORD • 983-264 (37TH SEASON)
446-180 ACC (REGULAR SEASON + TOURNAMENT)

COACH K'S MILESTONE WINS

OVERALL

No.	Opponent	Date	Score
1	vs. Lehigh	11/28/75	56-29
100	vs. Clemson	2/24/1982	73-72 (30T)
200	vs. Alabama	12/13/1986	76-67
300	vs. Richmond	3/16/1990	81-46
400	at Iowa	12/22/1993	79-76
500	vs. North Carolina	2/28/1998	77-75
600	vs. North Carolina	3/11/2001	82-80
700	vs. Toledo	12/12/2004	82-54
800	at NC State	3/1/2008	87-86
900	vs. Michigan	3/20/2011	73-71
903	vs. Michigan State	11/15/2011	74-69
1000	vs. St. John's	1/25/2015	77-68

AT DUKE

No.	Opponent	Date	Score
1	vs. Stetson	11/29/1980	67-49
100	at St. Joseph's	1/13/1986	87-66
200	vs. West Virginia	3/18/1989	70-63
300	vs. Northeastern	12/7/1992	103-72
400	vs. Murray State	3/14/1997	71-68
500	vs. Villanova	11/17/2000	98-85
600	at Clemson	1/3/2004	73-54
700	vs. Georgia Tech	2/18/2007	71-62
800	vs. Kansas State	11/23/2010	82-68
900	vs. Florida State	1/25/2014	78-56

COACH K BY THE NUMBERS

- 5 National Championships (1991, 1992, 2001, 2010, 2015)
- 6 gold medals as head coach of U.S. National Team
- 1,056 career wins (most in NCAA history)
- 983 victories at Duke (most in NCAA history at one school)
- 446 ACC wins (most in league history)
- 90 NCAA Tournament wins (most in NCAA history)
- 12 National Coach of the Year honors (eight seasons)
- 7 National Players of the Year (nine honors)
- 6 National Defensive Players of the Year (nine honors)
- 32 NCAA Tournament bids
- 31 All-America selections (44 honors)
- 12 Final Four appearances (tied for most all-time)
- 12 ACC regular season championships
- 13 ACC Tournament championships
- 572 weeks ranked in the top 25 of the AP Poll
- 496 weeks ranked in the top 10 of the AP Poll
- 111 weeks ranked No. 1 in the country
- 53 NBA Draft selections
- 32 first-round NBA Draft picks
- 21 NBA Draft Lottery picks (most in draft history)
- 10 Consecutive Top 10 AP Poll finishes (1997-2006)

MR. INFLUENTIAL

- Coach K was listed No. 22 on the Sporting News' 2016 list of the 50 most influential people in sports.
- He is the highest-ranked of five coaches on the list and is joined by Geno Auriemma (No. 41), John Calipari (No. 45), Bill Belichick (No. 47) and Nick Saban (No. 49).

THERE'S ONLY 1K

- Krzyzewski became the first NCAA men's basketball coach to record 1,000 career victories after Duke defeated St. John's, 77-68, in Madison Square Garden Sunday, Jan. 25, 2015.
- Over his 36-plus-year career at Duke, Krzyzewski has more than quadrupled the previous highest number of total wins by a Duke head coach, Eddie Cameron, who owned an all-time record of 226-99.

TOURNAMENT VICTORIES AT DUKE

- Duke has a high level of success in tournaments under Coach K, winning 18 regular-season, 13 ACC and five NCAA Tournaments for a total of 36 championships during his 36-plus-year tenure.

Duke Tournament Records Under Coach K

Tournament	W	L	Pct.	Titles
ACC Tournament	57	22	.722	13
NCAA Tournament	90	27	.769	5
In-Season Tournaments	88	16	.846	18
TOTAL	235	65	.783	36

COACH K'S RECORD AT DUKE

Year	Overall	ACC	Notes
1981	17-13	6-8 (t5th)	NIT Quarterfinals
1982	10-17	4-10 (t6th)	-
1983	11-17	3-11 (7th)	-
1984	24-10	7-7 (t3rd)	NCAA Tournament
1985	23-8	8-6 (t4th)	NCAA Tournament
1986	37-3	12-2 (1st)	NCAA Runnerup
1987	24-9	9-5 (3rd)	NCAA Sweet Sixteen
1988	28-7	9-5 (3rd)	NCAA Final Four
1989	28-8	9-5 (t2nd)	NCAA Final Four
1990	29-9	9-5 (t2nd)	NCAA Runnerup
1991	32-7	11-3 (1st)	NCAA Champion
1992	34-2	14-2 (1st)	NCAA Champion
1993	24-8	10-6 (t3rd)	NCAA Tournament
1994	28-6	12-4 (1st)	NCAA Runnerup
1995	9-3	0-1	Out (back surgery)
1996	18-13	8-8 (t4th)	NCAA Tournament
1997	24-9	12-4 (1st)	NCAA Tournament
1998	32-4	15-1 (1st)	NCAA Elite Eight
1999	37-2	16-0 (1st)	NCAA Runnerup
2000	29-5	15-1 (1st)	NCAA Sweet Sixteen
2001	35-4	13-3 (t1st)	NCAA Champion
2002	31-4	13-3 (2nd)	NCAA Sweet Sixteen
2003	26-7	11-5 (3rd)	NCAA Sweet Sixteen
2004	31-6	13-3 (1st)	NCAA Final Four
2005	27-6	11-5 (3rd)	NCAA Sweet Sixteen
2006	32-4	14-2 (1st)	NCAA Sweet Sixteen
2007	22-11	8-8 (t6th)	NCAA Tournament
2008	28-6	13-3 (2nd)	NCAA Tournament
2009	30-7	11-5 (2nd)	NCAA Sweet Sixteen
2010	35-5	13-3 (t1st)	NCAA Champion
2011	32-5	13-3 (2nd)	NCAA Sweet Sixteen
2012	27-7	13-3 (2nd)	NCAA Tournament
2013	30-6	14-4 (2nd)	NCAA Elite Eight
2014	26-9	13-5 (3rd)	NCAA Tournament
2015	35-4	15-3 (2nd)	NCAA Champion
2016	25-11	11-7 (t5th)	NCAA Sweet Sixteen
2017	13-2	0-0	-

DUKE UNDER COACH K

	Overall	2016-17
Overall	983-264	13-2
At Home	497-62	8-0
On the Road	234-127	0-1
Neutral Site	252-74	5-1
ACC Games (regular season)	389-159	1-1
Home	221-54	1-0
Road	168-105	0-1
Non-Conference Teams	536-80	12-1
Home	276-8	6-0
Road	66-20	0-0
Neutral	193-52	5-1
Shoots 60% or better	81-4	1-0
Shoots 50% or better	509-32	6-0
Holds Opp. to Less than 50%	845-105	13-0
Holds Opp. to Less than 40%	393-12	7-0
Holds Opp. to Less than 30%	48-0	2-0
Outrebounds opponent	631-70	11-1
Overtime game	32-24	0-0
Double-overtime game	0-4	0-0
Triple-overtime games	1-0	0-0
Vs. ranked opponent	210-139	2-1
Vs. unranked opponent	774-124	11-1
In November	147-15	7-1
In December	196-28	5-1
In January	242-73	1-0
In February	220-73	0-0
In March	168-70	0-0
In April	9-5	0-0
Scores 59 points or less	19-24	0-0
Scores 60+ points	950-238	13-2
Scores 70+ points	854-160	12-2
Scores 80+ points	583-50	8-0
Scores 90+ points	297-9	6-0
Scores 100+ points	114-2	1-0

NCAA DIVISION I WINS LEADERS

Career Wins

Coach	Wins
1. ^ Mike Krzyzewski	1,056
2. Bob Knight	902
3. ^ Jim Boeheim	893
4. Dean Smith	879
5. Adolph Rupp	876

Career Wins at One School

Coach	School	Wins
1. ^ Mike Krzyzewski	Duke	983
2. ^ Jim Boeheim	Syracuse	893
3. Dean Smith	North Carolina	879
4. Adolph Rupp	Kentucky	876
5. Jim Phelan	Mount St. Mary's	830

Career ACC Wins (Regular Season & Tournament)

Coach	Schools	Wins
1. ^ Mike Krzyzewski	Duke	446
2. Dean Smith	North Carolina	422
3. Gary Williams	Maryland	210
4. ^ Roy Williams	North Carolina	180
5. Frank McGuire	UNC/South Carolina	160

NCAA Tournament Wins

Coach	Schools	Wins
1. ^ Mike Krzyzewski	Duke	90
2. ^ Roy Williams	Kansas/UNC	70
3. Dean Smith	North Carolina	65
4. ^ Jim Boeheim	Syracuse	53
^ Rick Pitino	Four schools	53

^ - active coach; games through Jan. 19

2016-17 TV / Radio Roster



Jayson Tatum
F • FR-HS • 6-8 • 205
St. Louis, Mo.



Harry Giles
F • FR-HS • 6-10 • 220
Winston-Salem, N.C.



Chase Jeter
F/C • SO-1L • 6-10 • 230
Las Vegas, Nev.




Grayson Allen
G • JR-2L • 6-5 • 202
Jacksonville, Fla.



Luke Kennard
G • SO-1L • 6-5 • 202
Franklin, Ohio



Javin DeLaurier
F • FR-HS • 6-10 • 220
Shipman, Va.




Matt Jones
G • SR-3L • 6-5 • 204
DeSoto, Texas



Frank Jackson
G • FR-HS • 6-3 • 205
Alpine, Utah




Marques Bolden
C • FR-HS • 6-11 • 245
DeSoto, Texas



Amile Jefferson
F • GR-4L • 6-9 • 224
Philadelphia, Pa.



Antonio Vrankovic
C • SO-1L • 7-0 • 261
Delray Beach, Fla.



Sean Obi
F • JR-2L • 6-9 • 25
Kaduna, Nigeria



Jack White
F • FR-HS • 6-5 • 195
Traralgon, Victoria, Australia



Nick Pagliuca
G • SR-3L • 6-3 • 195
Weston, Mass.



Justin Robinson
F • R-FR-1L • 6-8 • 194
San Antonio, Texas



Brennan Besser
G • SO-1L • 6-5 • 188
Chicago, Ill.

2016-17 Duke Basketball Charts

Overall Record: 14-4 (Home: 9-0; Road: 0-3; Neutral: 5-1)

ACC Record: 2-3 (Home: 2-0; Road: 0-3)

Date	Opponent	Result	Duke High Scorer	Opponent High Scorer	Duke High Rebounder	Opponent High Rebounder	Duke High Assists	Att.
N11	> [1/-] MARIST	W, 94-49	Jackson (18)	Hart (13)	Vrankovic (10)	Lamb (5)	Jackson (4)	9,314 #
N12	> [1/-] GRAND CANYON	W, 96-61	Allen (25)	Carr (18)	Allen (10)	two players (5)	Kennard (6)	9,314 #
N15	+ [1/7] vs. Kansas	L, 75-77	Kennard (22)	Mason (21)	Kennard (5)	Azubuike (12)	Kennard (5)	19,812#
N19	& [1/-] vs. Penn State	W, 78-68	Jackson (17)	Carr (20)	Jefferson (15)	four players (6)	Allen (4)	9,323#
N20	& [1/21] vs. Rhode Island	W, 75-65	Kennard (24)	Terrell (22)	Jefferson (15)	two players (6)	Allen (3)	9,323#
N23	[6/-] WILLIAM & MARY	W, 88-67	Jackson (19)	two players (13)	Jefferson (10)	two players (5)	two players (6)	9,314#
N26	[6/-] APPALACHIAN STATE	W, 93-58	Allen (21)	Robinsin (12)	Kennard (9)	two players (5)	Jefferson (5)	9,314#
N29	\$ [5/-] MICHIGAN STATE	W, 78-69	Allen (24)	Harris (14)	Jefferson (13)	Bridges (9)	two players (4)	9,314#
D3	[5/-] MAINE	W, 94-55	Kennard (35)	Er (20)	Jefferson (9)	Fleming (6)	two players (4)	9,314#
D6	! [5/21] vs. Florida	W, 84-74	Kennard (29)	Allen (21)	Jefferson (15)	Egbunu (12)	Allen (8)	15,294
D10	* [5/-] vs. UNLV	W, 94-45	Allen (34)	Poyser (16)	Jefferson (12)	two players (5)	Jefferson (5)	19,107#
D19	[5/-] TENNESSEE STATE	W, 65-55	Kennard (24)	two players (14)	Jefferson (18)	Hamilton (8)	two players (3)	9,314#
D21	[5/-] vs. Elon	W, 72-61	Kennard (21)	Dawkins (18)	Tatum (8)	Dawkins (9)	Tatum (3)	9,733
D31	[5/-] at Virginia Tech	L, 75-89	Kennard (34)	Bibbs (18)	Jefferson (12)	LeDay (7)	Jefferson (3)	9,567#
J4	[8/-] GEORGIA TECH	W, 110-57	Tatum (19)	three players (11)	Giles (12)	Lammers (8)	Allen (7)	9,314#
J7	[8/-] BOSTON COLLEGE	W, 93-82	Tatum (22)	Robinson (21)	Tatum (6)	Jeffers (12)	Allen (11)	9,314#
J10	[7/9] at Florida State	L, 72-88	Kennard (23)	Rathan-Mayes (21)	Two players (6)	Mann (7)	Allen (5)	11,675#
J14	[7/14] at Louisville	L, 69-78	Allen (23)	Mahmoud (17)	Allen (9)	Mahmoud (11)	two players (3)	22,686#

Home games in BOLDFACE CAPS

* - indicates Atlantic Coast Conference game

[] - denotes Duke/opponent AP ranking at time of game

- denotes sellout crowd

> - Basketball Hall of Fame Tip-Off (Durham, N.C.)

+ - State Farm Champions Classic (New York, N.Y.)

& - Basketball Hall of Fame Tip-Off (Uncasville, Conn.)

\$ - ACC/Big Ten Challenge

! - Jimmy V Classic (New York, N.Y.)

* - Neon Hoops Showcase (Las Vegas, Nev.)

2016-17 ATTENDANCE FIGURES

Site	Games	Total	Average
Home	9	83,826	9,314
Away	3	43,928	14,643
Neutral	6	82,592	13,765
Totals	18	210,346	11,686

DUKE BY THE NUMBERS

Seasons of Men's Basketball	112th
Total Games	2,969
ACC Championships	19 (last in 2011)
NCAA Tournament Appearances	40 (last in 2016)
NIT Appearances	5
20-Win Seasons	51
30-Win Seasons	14
Duke all-time record	2,101-868
Duke all-time ACC record (regular season only)	613-308
Overtime Games	125 (68-57)
Duke 100-Point Games	185 (180-5)
Consecutive games with at least one three-point FG	965*
Consecutive games with at least five three-point FG	20
Consecutive games holding opponents under .500 shooting	1
Consecutive games holding opponents under 100 points	286
Consecutive games scoring at least 70 points	0

* - Duke record

Team Highs/Lows

		DUKE	OPPONENT
Points 1st Half	High Low	61 vs. Georgia Tech (1/4/17) 27 vs. Tennessee State (12/19/16)	47 by Virginia Tech (12/31/16) 23 by Tennessee State (12/19/16)
Points 2nd Half	High Low	52 vs. UNLV (12/10/16) 35 at Florida State (1/10/17)	48, 2x, last by Boston College (1/7/17) 19 by UNLV (12/10/16)
Total Points	High Low	110 vs. Georgia Tech (1/4/17) 65 vs. Tennessee State (12/19/16)	89 by Virginia Tech (12/31/16) 45 by UNLV (12/10/16)
FG Made	High Low	39 vs. Georgia Tech (1/4/17) 19 vs. Tennessee State (12/19/16)	35 by Florida State (1/10/17) 15 by Marist (11/11/16)
FG Attempted	High Low	70 vs. Georgia Tech (1/4/17) 47, 2x, last at Louisville (1/14/17)	69 by Maine (12/3/16) 51 by Tennessee State (12/19/16)
FG Percentage	High Low	.600 [33-of-55] vs. Maine (12/3/16) .365 [23-of-63] vs. Elon (12/21/16)	.552 [32-of-58] by Virginia Tech (12/31/16) .231 [15-of-65] by Marist (11/11/16)
3-Pt. FG Made	High Low	16 vs. Georgia Tech (1/4/17) 5, 3x, last at Louisville (1/14/17)	9, 2x, last by Maine (12/3/16) 2, 3x, last by Georgia Tech (1/4/17)
3-Pt. FG Att.	High Low	31 vs. Georgia Tech (1/4/17) 12 at Louisville (1/14/17)	30 by Maine (12/3/16) 11, 2x, last by Florida (12/6/16)
3-Pt. FG Pct.	High Low	.516 [16-of-31] vs. Georgia Tech (1/4/17) .250 [5-of-20] vs. Elon (12/21/16)	.615 [8-of-13] by Virginia Tech (12/31/16) .118 [2-of-17] by Kansas (11/15/16)
FT Made	High Low	26 vs. Marist (11/11/16) 10 vs. UNLV (12/10/16)	17 by Virginia Tech (12/31/16) 4 by Maine (12/3/16)
FT Attempted	High Low	37 vs. Marist (11/11/16) 14, 2x, last vs. UNLV (12/10/16)	26 by Virginia Tech (12/31/16) 6 by Maine (12/3/16)
FT Percentage	High Low	.929 [13-of-14] vs. Florida (12/6/16) .550 [11-of-20] vs. Michigan State (11/29/16)	.842 [16-of-19] by Marist (11/11/16) .474 [9-of-19] by Kansas (11/15/16)
Off. Rebounds	High Low	18 vs. Virginia Tech (12/31/16) 4 vs. Boston College (1/7/17)	14, 3x, last by Florida State (1/10/17) 4, 2x, last by Tennessee State (12/19/16)
Def. Rebounds	High Low	40 vs. Marist (11/11/16) 20 at Florida State (1/10/17)	31, 2x, last by Elon (12/21/16) 10 by Maine (12/3/16)
Total Rebounds	High Low	56 vs. Marist (11/11/16) 27 vs. Boston College (1/7/17)	42 by Elon (12/21/16) 22 by Maine (12/3/16)
Assists	High Low	24 vs. Georgia Tech (1/4/17) 7 vs. Elon (12/21/16)	18 by Virginia Tech (12/31/16) 6 by UNLV (12/10/16)
Blocked Shots	High Low	8, 3x, last vs. Elon (12/21/16) 0 vs. Rhode Island (11/20/16)	8 by Florida (12/6/16) 0, 3x, last by Maine (12/3/16)
Steals	High Low	14 vs. Grand Canyon (11/12/16) 3, 3x, last vs. Rhode Island (11/20/16)	7, 4x, last by Louisville (1/14/17) 2, 2x, last by Elon (12/21/16)
Turnovers	High Low	18 at Louisville (1/14/17) 4 vs. Elon (12/21/16)	21, 3x, last by Boston College (1/7/17) 6 by Maine (12/3/16)
Personal Fouls	High Low	23 at Louisville (1/14/17) 9 vs. Maine (12/3/16)	26, 2x, last by Kansas (11/15/16) 16, 2x, last by Georgia Tech (1/4/17)

Individual Game Highs

	DUKE	OPPONENT
Points	35, Luke Kennard vs. Maine (12/3/16)	22 by Jared Terrell, Rhode Island (11/20/16)
FG Made	12, Grayson Allen vs. UNLV (12/10/16)	8, 8x, last by Ky Bowman/Jerome Robinson, Boston College (1/7/17)
FG Attempted	22, Jayson Tatum vs. Elon (12/21/16)	19 by Tony Carr, Penn State (11/19/16)
3-Pt. FG Made	6, Grayson Allen vs. UNLV (12/10/16)	4, 4x, last by Justin Bibbs, Virginia Tech (12/31/16)
3-Pt. FG Attempted	12, Grayson Allen vs. Grand Canyon (11/12/16)	8, 3x, last by Quentin Snider, Louisville (1/14/17)
FT Made	9, 6x, last Grayson Allen at Louisville (1/14/17)	5, 10x, last by Anas Mahmoud/Ray Spalding, Louisville (1/14/17)
FT Attempted	12, Grayson Allen at Louisville (1/14/17)	10 by John Egbunu, Florida (12/6/16)
Rebounds	18, Amile Jefferson vs. Tennessee State (12/19/16)	12, 3x, last by Mo Jeffers, Boston College (1/7/17)
Offensive Rebounds	7, 3x, last Harry Giles vs. Georgia Tech (1/4/17)	7 by John Egbunu, Florida (12/6/16)
Defensive Rebounds	11, 2x, last Amile Jefferson vs. Tennessee State (12/19/16)	8, 2x, last by Mo Jeffers, Boston College (1/7/17)
Assists	11, Grayson Allen vs. Boston College (1/7/17)	8 by Shaq Carr, Grand Canyon (11/12/16)
Turnovers	7, Amile Jefferson vs. Kansas (11/15/16)	8 by Shaq Carr, Grand Canyon (11/12/16)
Blocked Shots	5, Amile Jefferson vs. Grand Canyon (11/12/16)	7 by Hassan Martin, Rhode Island (11/20/16)
Steals	5, Matt Jones vs. Elon (12/21/16)	3, 3x, last by Quentin Snider, Louisville (1/14/17)
Minutes	40, 7x, last Luke Kennard at Florida State (1/10/17)	40 by Devonte Graham, Kansas (11/15/16)

Duke Player Season / Career Highs

2016-17		CAREER	2016-17		CAREER
0 - Jayson Tatum					
Pts	22, 2x, last vs. Boston College (1/7/17)	same	Pts	7 vs. Maine (12/3/16)	same
Rebs	9 vs. Tennessee State (12/19/16)	same	Rebs	5 vs. Maine (12/3/16)	same
Asts	4 vs. Georgia Tech (1/4/17)	same	Asts	1 vs. Tennessee State (12/19/16)	same
Blks	4 vs. Elon (12/21/16)	same	Blks	1, 2x, last vs. Georgia Tech (1/4/17)	same
Stls	4, 2x, last vs. Boston College (1/7/17)	same	Stls	1 vs. Boston College (1/7/17)	same
Mins	38, 2x, last at Florida State (1/10/17)	same	Mins	15 vs. Georgia Tech (1/4/17)	same
1 - Harry Giles					
Pts	12 vs. Boston College (1/7/17)	same	Pts	24 vs. Florida (12/6/16)	same
Rebs	12 vs. Georgia Tech (1/4/17)	same	Rebs	18 vs. Tennessee State (12/19/16)	same
Asts	1, 4x, last at Louisville (1/14/17)	same	Asts	5, 2x, last vs. UNLV (12/10/16)	8 vs. Indiana (12/2/15)
Blks	2 at Louisville (1/14/17)	same	Blks	5 vs. Grand Canyon (11/12/16)	6 vs. North Carolina (2/18/15)
Stls	1, 2x, last at Louisville (1/14/17)	same	Stls	3 vs. Grand Canyon (11/12/16)	3, 4x; last vs. Grand Canyon (11/12/16)
Mins	19 at Louisville (1/14/17)	same	Mins	39 vs. Florida (12/6/16)	same
2 - Chase Jeter					
Pts	11 vs. Marist (11/11/16)	same	Pts	8, 2x, last vs. Maine (12/3/16)	same
Rebs	8 vs. Marist (11/11/16)	same	Rebs	10 vs. Marist (11/11/16)	same
Asts	2 vs. Rhode Island (11/20/16)	2, 2x, last vs. Rhode Island (11/20/16)	Asts	2 vs. Maine (12/3/16)	same
Blks	3, 2x, last vs. Kansas (11/15/16)	same	Blks	2 vs. William & Mary (11/23/16)	same
Stls	3 vs. Grand Canyon (11/12/16)	same	Stls	-	1 vs. Bryant (11/14/15)
Mins	26 vs. Kansas (11/15/16)	same	Mins	19, 2x, last vs. Appalachian State (11/26/16)	same
3 - Grayson Allen					
Pts	34 vs. UNLV (12/10/16)	same	Pts	-	25 vs. South Alabama (12/7/13)^
Rebs	10 vs. Grand Canyon (11/12/16)	11 vs. Buffalo (12/5/15)	Rebs	-	19 vs. South Alabama (12/7/13)^
Asts	11 vs. Boston College (1/7/17)	same	Asts	-	2, 6x, last vs. Louisiana Tech (2/5/14)^
Blks	1 vs. Marist (11/11/16)	2 vs. NC State (3/12/15)	Blks	-	2, 6x, last vs. Old Dominion (2/20/14)^
Stls	3, 2x, last vs. Boston College (1/7/17)	5 vs. Wake Forest (3/1/16)	Stls	-	2 vs. Northwood (12/19/13)^
Mins	39 vs. Rhode Island (11/20/16)	44 vs. Notre Dame (3/10/16)	Mins	-	41 vs. South Alabama (12/7/13)^
5 - Luke Kennard					
Pts	35 vs. Maine (12/3/16)	same	Pts	5 vs. Marist (11/11/16)	same
Rebs	9 vs. Marist (11/11/16)	11 vs. Oregon (3/24/16)	Rebs	4 vs. Maine (12/3/16)	same
Asts	6, 2x, last vs. William & Mary (11/23/16)	same	Asts	1 vs. Appalachian State (11/26/16)	same
Blks	1, 5x, last vs. Elon (12/21/16)	1, 11x; last vs. Elon (12/21/16)	Blks	1, 2x, last vs. Maine (12/3/16)	same
Stls	3 vs. UNLV (12/10/16)	3, 4x; last vs. UNLV (12/10/16)	Stls	1 vs. UNLV (12/10/16)	same
Mins	40, 4x, last at Florida State (1/10/17)	same	Mins	15 vs. Appalachian State (11/26/16)	same
12 - Javin DeLaurier					
Pts	6 vs. Marist (11/11/16)	same	Pts	-	3 vs. Fairfield (11/15/14)
Rebs	8 vs. Marist (11/11/16)	same	Rebs	-	2, 2x; last vs. Utah State (11/29/15)
Asts	1 vs. Grand Canyon (11/12/16)	same	Asts	1, 2x, last vs. Georgia Tech (1/4/17)	1, 3x, last vs. Georgia Tech (1/4/17)
Blks	2 vs. Appalachian State (11/26/16)	same	Blks	-	-
Stls	2 vs. Maine (12/3/16)	same	Stls	-	1 vs. Yale (11/25/15)
Mins	17, 2x, last vs. Maine (12/3/16)	same	Mins	3 vs. Georgia Tech (1/4/17)	5 vs. Presbyterian (11/14/14)
13 - Matt Jones					
Pts	15 vs. Penn State (11/19/16)	23 vs. Indiana (12/2/15)	Pts	1 vs. Marist (11/11/16)	same
Rebs	6, 2x, last vs. Elon (12/21/16)	6, 6x; last vs. Elon (12/21/16)	Rebs	1 vs. Marist (11/11/16)	same
Asts	5 vs. Grand Canyon (11/12/16)	7 vs. Syracuse (1/18/16)	Asts	-	-
Blks	1, 2x, last vs. Elon (12/21/16)	2 vs. Georgia Southern (12/15/15)	Blks	-	-
Stls	5 vs. Elon (12/21/16)	same	Stls	-	-
Mins	40, 3x, last vs. Michigan State (11/29/16)	45 vs. Utah (12/19/15)	Mins	5 vs. Marist (11/11/16)	same
15 - Frank Jackson					
Pts	21 vs. Grand Canyon (11/12/16)	same	Pts	-	-
Rebs	6 at Florida State (1/10/17)	same	Rebs	-	-
Asts	4, 2x, last vs. Georgia Tech (1/4/17)	same	Asts	-	-
Blks	-	-	Blks	-	-
Stls	4 vs. Marist (11/11/16)	same	Stls	-	-
Mins	35 vs. Penn State (11/19/16)	same	Mins	2 vs. Marist (11/11/16)	same
20 - Marques Bolden					
Pts	7 vs. Maine (12/3/16)	same	Pts	7 vs. Maine (12/3/16)	same
Rebs	5 vs. Maine (12/3/16)	same	Rebs	5 vs. Maine (12/3/16)	same
Asts	1 vs. Tennessee State (12/19/16)	same	Asts	1 vs. Tennessee State (12/19/16)	same
Blks	1, 2x, last vs. Georgia Tech (1/4/17)	same	Blks	1, 2x, last vs. Georgia Tech (1/4/17)	same
Stls	1 vs. Boston College (1/7/17)	same	Stls	1 vs. Boston College (1/7/17)	same
Mins	15 vs. Georgia Tech (1/4/17)	same	Mins	15 vs. Georgia Tech (1/4/17)	same
21 - Amile Jefferson					
Pts	24 vs. Florida (12/6/16)	same	Pts	24 vs. Florida (12/6/16)	same
Rebs	18 vs. Tennessee State (12/19/16)	same	Rebs	18 vs. Tennessee State (12/19/16)	same
Asts	5, 2x, last vs. UNLV (12/10/16)	8 vs. Indiana (12/2/15)	Asts	5, 2x, last vs. UNLV (12/10/16)	8 vs. Indiana (12/2/15)
Blks	5 vs. Grand Canyon (11/12/16)	6 vs. North Carolina (2/18/15)	Blks	5 vs. Grand Canyon (11/12/16)	6 vs. North Carolina (2/18/15)
Stls	3 vs. Grand Canyon (11/12/16)	3, 4x; last vs. Grand Canyon (11/12/16)	Stls	3 vs. Grand Canyon (11/12/16)	3, 4x; last vs. Grand Canyon (11/12/16)
Mins	39 vs. Florida (12/6/16)	same	Mins	39 vs. Florida (12/6/16)	same
30 - Antonio Vrankovic					
Pts	8, 2x, last vs. Maine (12/3/16)	same	Pts	8, 2x, last vs. Maine (12/3/16)	same
Rebs	10 vs. Marist (11/11/16)	same	Rebs	10 vs. Marist (11/11/16)	same
Asts	2 vs. Maine (12/3/16)	same	Asts	2 vs. Maine (12/3/16)	same
Blks	2 vs. William & Mary (11/23/16)	same	Blks	2 vs. William & Mary (11/23/16)	same
Stls	-	1 vs. Bryant (11/14/15)	Stls	-	1 vs. Bryant (11/14/15)
Mins	19, 2x, last vs. Appalachian State (11/26/16)	same	Mins	19, 2x, last vs. Appalachian State (11/26/16)	same
34 - Sean Obi (^ - at Rice)					
Pts	-	25 vs. South Alabama (12/7/13)^	Pts	-	25 vs. South Alabama (12/7/13)^
Rebs	-	19 vs. South Alabama (12/7/13)^	Rebs	-	19 vs. South Alabama (12/7/13)^
Asts	-	2, 6x, last vs. Louisiana Tech (2/5/14)^	Asts	-	2, 6x, last vs. Louisiana Tech (2/5/14)^
Blks	-	2, 6x, last vs. Old Dominion (2/20/14)^	Blks	-	2, 6x, last vs. Old Dominion (2/20/14)^
Stls	-	2 vs. Northwood (12/19/13)^	Stls	-	2 vs. Northwood (12/19/13)^
Mins	-	41 vs. South Alabama (12/7/13)^	Mins	-	41 vs. South Alabama (12/7/13)^
41 - Jack White					
Pts	5 vs. Marist (11/11/16)	same	Pts	5 vs. Marist (11/11/16)	same
Rebs	4 vs. Maine (12/3/16)	same	Rebs	4 vs. Maine (12/3/16)	same
Asts	1 vs. Appalachian State (11/26/16)	same	Asts	1 vs. Appalachian State (11/26/16)	same
Blks	1, 2x, last vs. Maine (12/3/16)	same	Blks	1, 2x, last vs. Maine (12/3/16)	same
Stls	1 vs. UNLV (12/10/16)	same	Stls	1 vs. UNLV (12/10/16)	same
Mins	15 vs. Appalachian State (11/26/16)	same	Mins	15 vs. Appalachian State (11/26/16)	same
45 - Nick Pagliuca					
Pts	-	3 vs. Fairfield (11/15/14)	Pts	-	3 vs. Fairfield (11/15/14)
Rebs	-	2, 2x; last vs. Utah State (11/29/15)	Rebs	-	2, 2x; last vs. Utah State (11/29/15)
Asts	1, 2x, last vs. Georgia Tech (1/4/17)	1, 3x, last vs. Georgia Tech (1/4/17)	Asts	1, 2x, last vs. Georgia Tech (1/4/17)	1, 3x, last vs. Georgia Tech (1/4/17)
Blks	-	-	Blks	-	-
Stls	-	1 vs. Yale (11/25/15)	Stls	-	1 vs. Yale (11/25/15)
Mins	3 vs. Georgia Tech (1/4/17)	5 vs. Presbyterian (11/14/14)	Mins	3 vs. Georgia Tech (1/4/17)	5 vs. Presbyterian (11/14/14)
50 - Justin Robinson					
Pts	1 vs. Marist (11/11/16)	same	Pts	1 vs. Marist (11/11/16)	same
Rebs	1 vs. Marist (11/11/16)	same	Rebs	1 vs. Marist (11/11/16)	same
Asts	-	-	Asts	-	-
Blks	-	-	Blks	-	-
Stls	-	-	Stls	-	-
Mins	5 vs. Marist (11/11/16)	same	Mins	5 vs. Marist (11/11/16)	same
53 - Brennan Besser					
Pts	-	-	Pts	-	-
Rebs	-	-	Rebs	-	-
Asts	-	-	Asts	-	-
Blks	-	-	Blks	-	-
Stls	-	-	Stls	-	-
Mins	2 vs. Marist (11/11/16)	same	Mins	2 vs. Marist (11/11/16)	same

The Last Time It Happened ...

TEAM

Duke Was Ranked (AP Poll)

No. 1	Nov. 14, 2016
Top 5 (2-5)	Dec. 26, 2016
Top 10 (6-10)	Jan. 9, 2017
Top 25 (11-25)	Jan. 16, 2017

Duke Played a Ranked Opponent (AP Poll)

No. 1	vs. Syracuse on Feb. 22, 2014
Top 5	vs. No. 5 Oregon on March 24, 2016
Top 10	at No. 9 Florida State on Jan. 10, 2017
Top 25	at No. 14 Louisville on Jan. 14, 2017

Duke Defeated a Ranked Opponent (AP Poll)

No. 1	vs. Syracuse (66-60) on Feb. 22, 2014
Top 5	vs. No. 5 North Carolina (74-73) on Feb. 17, 2016
Top 10	vs. No. 7 Virginia (63-62) on Feb. 13, 2016
Top 25	vs. No. 21 Florida (84-74) on Dec. 6, 2016

Duke Lost To a Ranked Opponent (AP Poll)

No. 1	vs. North Carolina (68-76) on March 8, 2008
Top 5	vs. No. 5 Oregon (68-82) on March 24, 2016
Top 10	at No. 9 Florida State (72-88) on Jan. 10, 2017
Top 25	at No. 14 Louisville (69-78) on Jan. 14, 2017

Duke Faced No. 1 (AP Poll)

Home	vs. Syracuse (W, 66-60) on Feb. 22, 2014
Road	vs. North Carolina (L, 83-69) on March 7, 1993
Neutral	vs. Arizona (W, 95-87) on Nov. 26, 1997

100 Points by a Team

By Duke	110 vs. Georgia Tech (1/4/17)
By Opponent	101 by North Carolina (2/11/09)

40+ Point Win

By Duke	110-57 vs. Georgia Tech (1/4/17)
By Opponent	109-66 by Virginia (3/11/83)

30-39 Point Win

By Duke	94-55 vs. Maine (12/3/16)
By Opponent	103-73 by UNLV (4/2/90)

Overtime Game

Duke Win	91-86 vs. Virginia Tech (2/25/15)
Duke Loss	84-79 vs. Notre Dame (3/10/16)

Double Overtime Game

Duke Win	66-63 vs. Virginia Tech (12/1/69)
Duke Loss	94-80 at Wake Forest (2/13/03)

Triple Overtime Game

Duke Win	73-72 vs. Clemson (2/24/82)
Duke Loss	70-68 at Virginia (2/25/58)

Won The Game In The Final Seconds

By Duke	Grayson Allen layup at 0.0 seconds Duke Defeated Virginia, 63-62 (2/13/16)
By Opponent	Frank Mason jumper at 1.8 seconds Kansas Defeated Duke, 77-75 (11/15/16)

5+ Players in Double-Digit Scoring

By Duke	vs. Boston College (1/7/17)
By Opponent	by Virginia Tech (12/31/16)

Made 40-49 Field Goals

By Duke	40 vs. Fairfield (11/15/14)
By Opponent	42 by Florida State (2/4/06)

Made 50+ Field Goals

By Duke	50 vs. Mercer (12/21/97)
By Opponent	Never

Made Fewer Than 20 Field Goals

By Duke	19 vs. Tennessee State (12/19/16)
By Opponent	16 by UNLV (12/10/16)

Had 70-79 Field Goal Attempts

By Duke	70 vs. Georgia Tech (1/4/17)
By Opponent	73 by North Carolina (3/5/16)

Had 80-89 Field Goal Attempts

By Duke	84 vs. Portland (11/25/01)
By Opponent	83 by North Carolina (2/18/15)

Had 90-99 Field Goal Attempts

By Duke	90 vs. Wake Forest (12/18/70)
By Opponent	91 by William & Mary (12/3/73)

Had 100+ Field Goal Attempts

By Duke	102 vs. N.C. State (3/5/55)
By Opponent	100 by N.C. State (2/20/74)

Had Fewer Than 30 Field Goal Attempts

By Duke	23 vs. North Carolina (2/24/79)
By Opponent	29 by North Carolina (3/8/02)

Shot Over 60 Percent From The Field

By Duke	.600 (33-of-55) vs. Maine (12/3/16)
By Opponent	.648 (35-of-54) by Vermont (11/24/13)

Shot Over 70 Percent From The Field

By Duke	.704 (38-of-54) vs. Davidson (11/8/13)
By Opponent	.700 (7-of-10) by Wake Forest (2/7/10)

Shot Less Than 30 Percent From The Field

By Duke	.299 (23-of-77) vs. Utah (12/19/15)
By Opponent	.296 (16-of-54) by UNLV (12/10/16)

Made 10+ Three-Point Field Goals

By Duke	16 vs. Georgia Tech (1/4/17)
By Opponent	10 by Oregon (3/24/16)

Made 15+ Three-Point Field Goals

By Duke	16 vs. Georgia Tech (1/4/17)
By Opponent	16 by Wake Forest (3/10/95)

Made 0 Three-Point Field Goals

By Duke	0-4 vs. Hawai'i (12/30/89)
By Opponent	0-8 by Tennessee (11/21/11)

Had 30+ Three-Point Field Goal Attempts

By Duke	31 vs. Georgia Tech (1/4/17)
By Opponent	30 by Maine (12/3/16)

Shot Over 60 Percent From The 3-Point Line

By Duke	.625 (10-of-16) vs. North Carolina (2/18/15)
By Opponent	.615 (8-of-13) by Virginia Tech (12/31/16)

Shot Over 70 Percent From The 3-Point Line

By Duke	.706 (12-of-17) vs. Virginia Tech (2/21/13)
By Opponent	.727 (8-of-11) by Georgia Tech (2/4/15)

Shot Over 80 Percent From The 3-Point Line

By Duke	.800 (8-of-10) vs. Minnesota (11/22/12)
By Opponent	.800 (12-of-15) by N. Carolina (3/5/83)

Shot Less Than 20 Percent From 3-Point Line

By Duke	.176 (3-of-17) vs. Notre Dame (3/13/15)
By Opponent	.143 (2-of-14) by Georgia Tech (1/4/17)

Made 30-39 Free Throws

By Duke	31 vs. UNCW (3/17/16)
By Opponent	32 by Florida State (3/1/06)

Made 40+ Free Throws

By Duke	40 vs. Southern Illinois (11/20/08)
By Opponent	42 by Wake Forest (12/20/68)

Made 5 Or Fewer Free Throws

By Duke	2 vs. Clemson (1/13/16)
By Opponent	5 by Elon (12/21/16)

Had 40-49 Free Throw Attempts

By Duke	43 vs. UNCW (3/17/16)
By Opponent	40 by Florida State (3/1/06)

Had 50+ Free Throw Attempts

By Duke	54 vs. Fairfield (11/14/98)
By Opponent	51 by Arizona (2/24/91)

Shot Over 90 Percent From The Foul Line

By Duke	.929 (13-of-14) vs. Florida (12/6/16)
By Opponent	.923 (12-of-13) by Clemson (1/13/16)

Shot 100 Percent From The Foul Line

By Duke	2-of-2 vs. San Diego State (3/22/15)
By Opponent	13-of-13 by North Carolina (3/7/15)

Had 50-59 Rebounds

By Duke	56 vs. Marist (11/11/16)
By Opponent	56 by Utah (12/19/15)

Had 60+ Rebounds

By Duke	61 vs. William & Mary (12/2/72)
By Opponent	64 by North Carolina (3/5/16)

Five Players Fouled Out

By Duke	vs. Wake Forest (2/17/08)
By Opponent	by Maryland (2/10/90)

Had 20-29 Assists

By Duke	20 vs. Boston College (1/7/17)
By Opponent	22 by Oregon (3/24/16)

Had 30+ Assists

By Duke	30 vs. Presbyterian (11/14/14)
By Opponent	30 by Maryland (2/10/90)

Had 10+ Blocked Shots

By Duke	10 vs. Boston College (1/3/15)
By Opponent	10 by NC State (1/11/15)

Had 15+ Steals

By Duke	16 vs. Loyola [Md] (12/31/08)
By Opponent	15 by Oregon (11/27/10)

Had 20+ Turnovers

By Duke	21 vs. Michigan State (11/15/11)
By Opponent	21 by Boston College (1/7/17)

Had 30+ Turnovers

By Duke	33 vs. Maryland (2/9/91)
By Opponent	31 by Eastern Kentucky (11/25/07)

Committed 10 Or Fewer Turnovers

By Duke	10 vs. Georgia Tech (1/4/17)
By Opponent	9 by Virginia Tech (12/31/16)

The Last Time It Happened ...

INDIVIDUAL

30-39 Points by a Player

By Duke 34, Luke Kennard at Virginia Tech (12/31/16)
By Opp. 31, Bonzie Colson, Notre Dame (1/16/16)

40+ Points by a Player

By Duke 40, J.J. Redick vs. Virginia (1/28/06)
By Opp. 40, Bootsie Thornton, St. John's (1/24/99)

Two Players Scored 20 or More Points

By Duke Luke Kennard (23)
& Jayson Tatum (21) at Florida State (1/10/17)
By Opp. Bonzie Colson (31), Demetrius Jackson (24) &
Steve Vasturia (22), Notre Dame (1/16/16)

Three Players Scored 20-29 Points

By Duke Luke Kennard (29), Amile Jefferson (24) &
Jayson Tatum (22) vs. Florida (12/6/16)
By Opp. Bonzie Colson (31), Demetrius Jackson (24) &
Steve Vasturia (22), Notre Dame (1/16/16)

Four Players Scored 20-29 Points

By Duke Jabari Parker (22), Rodney Hood (22),
Quinn Cook (21) & Rasheed Sulaimon (20)
vs. Davidson (11/8/13)
By Opp. n/a

Two Players Scored 30 Or More Points

By Duke Gerald Henderson (35) & Jon Scheyer (30)
vs. Wake Forest (2/22/09)
By Opp. Brian Oliver (31) & Dennis Scott (31),
Georgia Tech (3/10/90)

10+ Field Goals Made by a Player

By Duke 12, Grayson Allen vs. UNLV (12/10/16)
By Opp. 10, Brandon Sherrrod, Yale (3/19/16)

15+ Field Goals Made by a Player

By Duke 15, Christian Laettner vs. Ga. Tech (1/11/92)
By Opp. 17, Al Thornton, Florida State (2/4/06)

20-29 Field Goal Attempts by a Player

By Duke 22, Jayson Tatum vs. Elon (12/21/16)
By Opp. 22, Marcquise Reed, Robert Morris (3/20/15)

30+ Field Goal Attempts by a Player

By Duke 31, Bob Verga vs. Penn State (1/3/67)
By Opp. 32, Al Thornton, Florida State (2/4/06)

Player Shot 1.000 With 5+ Field Goal Attempts

By Duke 5-5, Amile Jefferson vs. William & Mary (11/23/16)
By Opp. 5-5, Chris Clarke, Virginia Tech (12/31/16)

Player Shot .800 With 10+ Field Goal Attempts

By Duke 9-10 (.900), Marshall Plumlee vs. UNCW (3/17/16)
By Opp. 9-11 (.818), Devin Thomas, Wake Forest (1/6/16)

Player Shot .900 With 10+ Field Goal Attempts

By Duke 9-10 (.900), Marshall Plumlee vs. UNCW (3/17/16)
By Opp. 9-10 (.900), Reggie Johnson, Miami (1/2/11)

5+ 3pt Field Goals Made by a Player

By Duke 6, Grayson Allen vs. UNLV (12/10/16)
By Opp. 5, Denzel Ingram, UNCW (3/17/16)

10+ 3pt Field Goal Attempts by a Player

By Duke 11, Grayson Allen vs. Michigan State (11/29/16)
By Opp. 10, Denzel Ingram, UNCW (3/17/16)

Player Shot .800 With 5+ 3pt Field Goal Attempts

By Duke 4-5 (.800), Luke Kenard vs. Georgia Tech (1/4/17)
By Opp. 4-5 (.800), Marquis Wright, Siena (11/13/15)

10+ Free Throws Made by a Player

By Duke 15, Grayson Allen vs. UNCW (3/17/16)
By Opp. 10, Manu Lecomte, Miami (1/13/15)

15+ Free Throws Made by a Player

By Duke 15, Grayson Allen vs. UNCW (3/17/16)
By Opp. 15, Al Thornton, Florida State (2/4/06)

10+ Free Throws Attempted by a Player

By Duke 12, Grayson Allen at Louisville (1/14/17)
By Opp. 10, John Egbunu, Florida (12/6/16)

15+ Free Throws Attempted by a Player

By Duke 17, Grayson Allen vs. UNCW (3/17/16)
By Opp. 17, Anthony Gill, Virginia (3/16/14)

Player Shot 1.000 With 10+ Free Throw Attempts

By Duke 12-of-12, Grayson Allen vs. NC State (2/6/16)
By Opp. 10-of-10, Jerami Grant, Syracuse (2/1/14)

10+ Rebounds by a Player

By Duke 12, Harry Giles vs. Georgia Tech (1/4/17)
By Opp. 11, Anas Mahmoud, Louisville (1/14/17)

15+ Rebounds by a Player

By Duke 18, Amile Jefferson vs. Tennessee St. (12/19/16)
By Opp. 22, Zach Auguste, Notre Dame (3/10/16)

20+ Rebounds by a Player

By Duke 20, Jahliil Okafor vs. Elon (12/15/14)
By Opp. 22, Zach Auguste, Notre Dame (3/10/16)

Two Players with 10 or More Rebounds

By Duke Marshall Plumlee (17) & Brandon Ingram (11)
vs. Wake Forest (3/1/16)
By Opp. Zach Auguste (22) & Bonzie Colson (12),
Notre Dame (3/10/16)

5+ Offensive Rebounds by a Player

By Duke 7, Harry Giles vs. Georgia Tech (1/4/17)
By Opp. 5, Anas Mahmoud, Louisville (1/14/17)

10+ Defensive Rebounds by a Player

By Duke 11, Amile Jefferson vs. Tennessee St. (12/19/16)
By Opp. 14, Zach Auguste, Notre Dame (3/10/16)

10+ Assists by a Player

By Duke 11, Grayson Allen vs. Boston College (1/7/17)
By Opp. 11, Angel Rodriguez, Miami (1/25/16)

5+ Blocked Shots by a Player

By Duke 5, Amile Jefferson vs. Grand Canyon (11/12/16)
By Opp. 5, Rakeem Christmas, Syracuse (2/14/15)

5+ Steals by a Player

By Duke 5, Matt Jones vs. Elon (12/21/16)
By Opp. 5, Trevor Cooney, Syracuse (2/14/15)

Double-Double by a Player*

By Duke 12/11a, Grayson Allen vs. Boston College (1/7/17)
By Opp. 17/11, Anas Mahmoud, Louisville (1/14/17)

20 - 20 Games (Points - Rebounds)

By Duke 25/20, Jahliil Okafor vs. Elon (12/15/14)
By Opp. 26/24, Sean May, North Carolina (3/6/05)

Triple-Double by a Player^

By Duke 19/11/10 blocks, Shelden Williams
vs. Maryland (1/11/06)
By Opp. 16/15/10 blocks, Tree Rollins
Clemson (2/23/77)

*Double-doubles are points and rebounds unless otherwise indicated

^Triple-doubles are points, rebounds, and assists unless indicated

Duke Miscellaneous Statistics

Games as Leading Scorer

Luke Kennard	8
Grayson Allen	5
Frank Jackson	3
Jayson Tatum	2

Games as Leading Rebounder

Amile Jefferson	9
Grayson Allen	2
Luke Kennard	2
Jayson Tatum	2
Harry Giles	1
Frank Jackson	1
Chase Jeter	1
Antonio Vrankovic	1

Games Leading in Assists

Grayson Allen	9
Amile Jefferson	4
Luke Kennard	4
Matt Jones	3
Jayson Tatum	2
Frank Jackson	1

Double-Figure Scoring Games

Luke Kennard	17
Amile Jefferson	14
Grayson Allen	13
Frank Jackson	10
Matt Jones	10
Jayson Tatum	10
Harry Giles	2
Chase Jeter	1

30+ Point Games

Luke Kennard	2
Grayson Allen	1

20+ Point Games

Luke Kennard	9
Grayson Allen	5
Jayson Tatum	3
Amile Jefferson	2
Frank Jackson	1

20+ Rebound Games

10+ Rebound Games

Amile Jefferson	8
Grayson Allen	1
Harry Giles	1
Antonio Vrankovic	1

Double-Doubles

Amile Jefferson	6
Grayson Allen	1
Harry Giles	1

10+ Assist Games

Grayson Allen	1
---------------	---

Dunks

Opponent	37
Duke	52

Amile Jefferson	10
Grayson Allen	8
Javin DeLaurier	6
Harry Giles	6
Chase Jeter	6
Jayson Tatum	4
Matt Jones	3
Antonio Vrankovic	3
Marques Bolden	2
Frank Jackson	2
Luke Kennard	2
Jack White	1

Charges Drawn

Opponent	14
Duke	22

Grayson Allen	8
Chase Jeter	5
Matt Jones	4
Amile Jefferson	2
Harry Giles	1
Luke Kennard	1
Jayson Tatum	1
Antonio Vrankovic	1

Technical Fouls

Opponent	3
Duke	2

Forced Five-Second Calls

Opponent	0
Duke	1

Frank Jackson

1

Four-Point Plays

Opponent	0
Duke	2

Grayson Allen

1

Frank Jackson

1

Three-Point Plays

Opponent	24
Duke	29

Amile Jefferson

10

Luke Kennard

7

Grayson Allen

6

Jayson Tatum

4

Frank Jackson

1

Matt Jones

1

Jump Balls Controlled

Opponent	9
Duke	9

Amile Jefferson

5

Harry Giles

3

Chase Jeter

1

Duke's First Substitution

Chase Jeter 7

Marques Bolden

5

Frank Jackson

5

Jayson Tatum

2

Javin DeLaurier

1

Matt Jones

1

Antonio Vrankovic

1

Largest Halftime Lead

31 [61-30] vs. Georgia Tech (1/4/17)

Largest Halftime Deficit

16 [31-47] at Virginia Tech (12/31/16)

Largest Duke Lead

55 [110-55] vs. Georgia Tech (1/4/17)

Largest Duke Deficit

20 [52-72] at Virginia Tech (12/31/16)

Largest Duke Win

53 [110-57] vs. Georgia Tech (1/4/17)

Largest Duke Defeat

16 [72-88] at Florida State (1/10/17)

Longest Winning Streak

10, Nov. 19-Dec. 21

Longest Losing Streak

2, Jan. 10-14

Largest Home Crowd

9,314, 9x, last vs. Boston College (1/7/17)

Largest Road Crowd

22,686 at Louisville (1/14/17)

Largest Neutral Crowd

19,812 vs. Kansas (11/15/16)

DUKE'S 2016-17 RECORD WHEN ...

Plays at home	9-0
Plays on the road	0-3
Plays at neutral site	5-1
Record vs. the ACC (regular season)	2-3
Record against non-conference	12-1
Wins the game before	11-3
Loses the game before	2-1
Leads at half	12-1
Trails at half	1-3
Tied at half	1-0
Plays an overtime game	0-0
Shoots 50% or better	7-0
Shoots less than 50%	7-4
Opp. shoots 50% or less	13-1
Shoots better than opp.	11-0
Shoots worse than opp.	3-4
Has more FTs made than opp.	13-3
Has equal FTs made	0-0
Has less FTs made than opp.	1-1
Outrebounds opp.	11-1
Is outrebounded	3-2
Has equal rebounds	0-1
Has more TOs than opp.	1-4
Has equal or less TOs than opp.	13-0
Scores more/equal bench pts.	9-0
Scores less bench pts.	5-4
Plays a ranked opp.	2-3
Makes 5+ 3-Pt. shots	14-4
No Duke player fouls out	13-3
1+ Duke player fouls out	1-1
Has 20+ assists	3-0
Wears white uniforms	12-0
Wears blue uniforms	0-2
Wears black uniforms	2-2
Plays in tournaments	4-0
Plays on television	14-4
Plays in November	7-1
Plays in December	5-1
Plays in January	2-2
Plays in February	0-0
Plays in March	0-0
Plays in April	0-0
Plays during the day	5-2
Plays at night	9-2
Plays on Sunday	1-0
Plays on Monday	1-0
Plays on Tuesday	2-2
Plays on Wednesday	3-0
Plays on Thursday	0-0
Plays on Friday	1-0
Plays on Saturday	6-2
Margin is 5 pts. or less	0-1
Margin is between 6-10	6-1
Margin is between 11-20	1-2
Margin is more than 20	7-0
Has a 20-pt. scorer	10-4
Has a 30-pt. scorer	2-1
Scores 59 points or less	0-0
Scores 60+ points	14-4
Scores 70+ points	13-3
Scores 80+ points	9-0
Scores 90+ points	7-0
Scores 100+ points	1-0

Duke Basketball in the Polls

The Duke basketball program has held a prominent spot in the national basketball scene since the beginning of the post-World War II era. The final national rankings are just one measuring stick in which the Blue Devils are among the elite in the history of the sport.

In the Coach K era, which began in 1980-81, Duke has finished in the Associated Press top 25 a total of 30 seasons, including seven times as the No. 1 team in the nation. With consecutive AP number one finishes from 1999-2002, Duke became the first school in college basketball history to be ranked at the top of the final AP poll for four straight years.

- Duke has been ranked No. 1 at some point in the season in 20 of the past 32 years (AP & USA Today polls).
- Mike Krzyzewski** has spent more weeks ranked in the top 25 (573 weeks), top 10 (496) and No. 1 (111) than any other active coach (AP poll only).
- Duke has been ranked No. 1 in 98 weeks since 1990, the most by any school in the nation. The next closest school is North Carolina at 54 weeks during the same time period.
- Duke has been No. 1 111 weeks (223 games, 194-29) in the AP poll since 1986.
- Of the 1,250 games coached at Duke by Mike Krzyzewski, 1,105 of them have come as a ranked team (88.4 percent). Duke's record as a ranked team since 1981 is 903-202 (.817).
- Under Coach K, Duke has played more games as a No. 1 team (223) than it has as an unranked team (145).
- The Blue Devils were ranked in the top 25 of the AP poll in 380 consecutive games (Nov. 20, 1996-Feb. 11, 2007).
- Duke has been ranked No. 1 in the nation 129 weeks overall, the second-highest figure in NCAA history behind only UCLA (134).
- Duke finished in the top 10 for 10 consecutive seasons from 1997-2006 - second all-time behind UCLA (13 straight years - 1967-79).
- Duke's 1991-92 team is one of only 12 schools in college basketball history to be ranked No. 1 for the entire season.
- Duke has been ranked in 383 of the last 386 AP polls. The Blue Devils have been ranked in the top 10 for 344 weeks in that span.

NO. 1. BLUE DEVILS

- Duke has been ranked No. 1 in the AP Poll in 17 different seasons under **Mike Krzyzewski**.

Seasons Ranked No. 1

Mike Krzyzewski	17
John Wooden	12
Roy Williams	12
Dean Smith	10

FINAL NO. 1 RANKINGS

- Since 1986, Duke has claimed the No. 1 ranking in the final AP poll seven times. The Blue Devils finished the season ranked No. 1 in the AP poll for four consecutive seasons (1999-2002), an unprecedented feat in college basketball history.

End Of Season No. 1 Rankings

Duke	7
North Carolina	3
UNLV	2
Kansas	2
Ohio State	2
Kentucky	2

COACH K AT NO. 1

- Mike Krzyzewski** has coached in 223 games with his Blue Devils as the nation's No. 1 team (AP poll only), compiling a 194-29 (.870) record. Coach K's 223 games at No. 1 rank second all-time in NCAA history, as do his 194 victories:

Coach	No. of Games as No. 1 Team	Record (Pct.)
John Wooden	228	217-11 (.952)
Mike Krzyzewski	223	194-29 (.869)
Dean Smith	134	113-21 (.843)
Adolph Rupp	118	100-18 (.847)

Since the 1997-98 season, Duke has been ranked No. 1 in the Associated Press poll 74 weeks, 35 more than the next closest team. The Blue Devils reached the top ranking in seven consecutive seasons from 1998-2004, becoming just the second program in NCAA history to accomplish that feat. UCLA holds the record with 12 consecutive seasons being ranked No. 1 at some point (1964-75). Duke finished the season ranked No. 1 in the AP poll for four consecutive seasons (1999-2002), an unprecedented feat in college basketball history.

No. 1 Rankings Since 1997-98

Team	Seasons Ranked No. 1	Total Weeks Ranked No. 1
Duke	12	74
North Carolina	7	39
Kentucky	7	35
Connecticut	5	27
Arizona	4	26
Kansas	6	26
Stanford	3	16
Illinois	1	15
Florida	4	14
Cincinnati	1	12
Indiana	1	10
Syracuse	3	10
Michigan State	3	9
Ohio State	2	9
Villanova	2	9
UCLA	1	6
Memphis	1	5
Gonzaga	1	3
Oklahoma	1	3
Pittsburgh	1	3
Wake Forest	2	3
Louisville	2	2
Alabama	1	2
Texas	1	2
St. Joseph's	1	1
Wisconsin	1	1
Tennessee	1	1
Michigan	1	1
Baylor	1	1

Charting Duke in the Polls (AP Only)

Total Polls Ranked	765
Top 10 Rankings	636
Longest Consecutive Polls Ranked	200 ¹
Current Streak	16

Years Ranked

Total Years	56
Consecutive Years	34
Current Streak	34

Final Poll

Total Polls	45
Top 10	35
High Rank	1 (seven times)

No. 1 Ranking

Total Rankings	129
Most No. 1 Weeks in Succession	18

Weeks Ranked By Ranking

First Ranked: Dec. 11, 1951 (No. 12)

Last Ranked: Jan. 16, 2017 (No. 18)

Rank	Weeks
No. 1	129
No. 2	75
No. 3	71
No. 4	48
No. 5	58
No. 6	70
No. 7	54
No. 8	56
No. 9	36
No. 10	39
No. 11	17
No. 12	13
No. 13	15
No. 14	14
No. 15	13
No. 16	12
No. 17	13
No. 18	10
No. 19	10
No. 20	7
No. 21	2
No. 22	-
No. 23	1
No. 24	1
No. 25	-

¹ - Duke was ranked in the top 25 of 200 consecutive AP polls from 1997 through 2007, the second-longest streak in college basketball history.

All-Time Consecutive AP Polls Ranked

Team	Consecutive AP Polls Ranked
UCLA	221 (1966-80)
Duke	200 (1996-07)
North Carolina	172 (1990-00)
North Carolina	171 (1972-82)
Duke	167 (2007-16)
Marquette	166 (1969-79)
Kentucky	164 (1990-99)
Kansas	153 (2008-present)
Kansas	145 (1991-99)
Duke	143 (1986-95)

DUKE IN THE RANKINGS

Date	AP	Coaches
Preseason	1	1
Week 2	1	1
Week 3	6	3
Week 4	5	4
Week 5	5	4
Week 6	5	4
Week 7	5	4
Week 8	5	5
Week 9	8	8
Week 10	7	7
Week 11	18	18

ALL-TIME RECORD - RANKED

Rk	W-L	Pct.
1	218-34	.865
2	121-20	.858
3	115-23	.833
4	81-15	.844
5	87-27	.763
6	118-31	.792
7	84-26	.764
8	78-18	.813
9	53-16	.768
10	39-13	.750
11	20-9	.690
12	18-6	.750
13	28-4	.875
14	17-4	.810
15	20-6	.769
16	11-10	.523
17	17-10	.630
18	9-4	.692
19	9-9	.500
20	10-2	.833
21	2-1	.667
22	0-0	-
23	2-0	1.000
24	0-1	.000
25	0-0	-
Total	1,156-289	.800

ALL-TIME RECORD - VS. RANKED

Rk	W-L	Pct.
1	9-21	.300
2	16-27	.372
3	14-22	.371
4	11-19	.367
5	12-20	.375
6	16-9	.640
7	17-16	.515
8	9-18	.333
9	14-15	.483
10	10-7	.588
11	15-13	.536
12	12-5	.706
13	17-10	.630
14	19-9	.679
15	13-8	.619
16	9-6	.600
17	11-10	.524
18	11-9	.550
19	13-7	.650
20	10-10	.500
21	8-1	.889
22	7-3	.700
23	10-2	.833
24	6-2	.750
25	2-1	.667
Total	290-271	.517

(AP poll only)

NO. 1 RANKINGS SINCE 1990

• Duke has been ranked No. 1 a total of 98 weeks since 1990, 44 more weeks than the next closest school.

Weeks Ranked No. 1 (since 1990)

Duke	98
North Carolina	54
Kansas	51
Kentucky	40
Connecticut	29
Arizona	26
UNLV	18
Stanford	16
Cincinnati	15
Illinois	15
Arkansas	11

ACC SCHOOLS AT NO. 1

• Duke has earned 129 AP No. 1 rankings all-time. The Blue Devils' 129 top rankings are 19 more than the next closest ACC school.

Weeks Ranked No. 1 (ACC schools only)

Duke	129
North Carolina	110
NC State	13
Virginia	12
Syracuse	3
Wake Forest	3
Georgia Tech	1
Boston College	0
Clemson	0
Florida State	0
Louisville	0
Miami	0
Notre Dame	0
Pittsburgh	0
Virginia Tech	0

Rankings include only those since schools joined ACC

CONSECUTIVE AP POLLS RANKED

• Duke was ranked in the top 25 of 200 consecutive AP polls from 1996 through 2007, the second-longest streak in college basketball history.

• The Blue Devils' string of 167 straight weeks ranked, stretching from 2007-2016, was snapped Feb. 1, 2016. Duke owns three of the top-10 streaks in NCAA history.

All-Time Consecutive AP Polls Ranked

Team	Consecutive AP Polls Ranked
1. UCLA	221 (1966-80)
2. Duke	200 (1996-07)
3. North Carolina	172 (1990-00)
4. North Carolina	171 (1972-82)
5. Duke	167 (2007-16)
6. Marquette	166 (1969-79)
7. Kentucky	164 (1990-99)
8. Kansas	153 (2008-present)
9. Kansas	145 (1991-99)
10. Duke	143 (1986-95)

CONSECUTIVE SEASONS AT NO. 1

• Duke was ranked No. 1 in the AP poll for seven straight seasons from 1998-2004, the second longest stretch in NCAA history.

Most Consecutive Seasons Ranked No. 1

Team	Consecutive Seasons	Years
UCLA	12	1964-75
Duke	7	1998-04
Kansas	5	1994-97
Duke	3	1992-94
North Carolina	3	1986-88
North Carolina	3	1982-84
North Carolina	3	1957-59

AP TOP 10 RANKING STREAK

• Duke was ranked in the top 10 of the AP Poll an ACC-record 122 consecutive weeks prior to falling to No. 16 in the Jan. 6, 2014, poll.

• The last time prior to the Jan. 6 poll that Duke was not ranked in the top 10 was Nov. 19, 2007.

Consecutive Weeks Ranked in the AP Top 10 - ACC

Team	Weeks	Span
Duke	122	11/26/07 - 1/6/14
Duke	75	12/26/61 - 12/6/66
Duke	69	1/22/91 - 12/26/94
Maryland	68	11/25/72 - 3/2/76
Duke	67	12/20/99 - 3/3/03

Consecutive Weeks Ranked in the AP Top 10 - NCAA

Team	Weeks	Span
UCLA	155	11/15/66 - 1/20/76
Duke	122	11/26/07 - 1/6/14
Kentucky	91	3/14/94 - 2/15/99
Kansas	76	11/21/94 - 12/7/98
Duke	75	12/26/61 - 12/6/66
Duke	69	1/22/91 - 12/26/94
Maryland	68	11/25/72 - 3/2/76
Duke	67	12/20/99 - 3/3/03
Marquette	66	2/17/70 - 2/26/74
North Carolina	62	3/6/06 - 11/16/09
North Carolina	62	2/26/85 - 1/10/89

THE STAT CREW SYSTEM
Duke Combined Team Statistics (as of Jan 14, 2017)
All games

RECORD:	OVERALL	HOME	AWAY	NEUTRAL
ALL GAMES	14-4	9-0	0-3	5-1
CONFERENCE	2-3	2-0	0-3	0-0
NON-CONFERENCE	12-1	7-0	0-0	5-1

##	Player	gp-gs	Total		3-Point		F-Throw		Rebounds				PF			STL			pts	avg		
			min	avg	fg-fga	fg%	3fg-fga	3fg%	ft-fga	ft%	off	def	tot	avg	pf	dq	a	to			blk	
05	Luke Kennard	18-18	637	35.4	124-232	.534	43-97	.443	73-84	.869	22	78	100	5.6	34	0	45	29	6	17	364	20.2
00	Jayson Tatum	10-8	304	30.4	55-130	.423	11-36	.306	47-55	.855	13	53	66	6.6	26	0	20	27	15	19	168	16.8
03	Grayson Allen	16-16	501	31.3	72-177	.407	35-102	.343	72-91	.791	10	66	76	4.8	34	0	68	35	1	16	251	15.7
21	Amile Jefferson	16-16	477	29.8	83-132	.629	0-0	.000	52-87	.598	42	119	161	10.1	34	1	34	31	27	14	218	13.6
15	Frank Jackson	17-6	426	25.1	65-145	.448	25-67	.373	34-43	.791	15	24	39	2.3	46	0	25	21	0	10	189	11.1
13	Matt Jones	18-16	608	33.8	56-137	.409	28-82	.341	8-12	.667	16	38	54	3.0	46	0	37	20	4	33	148	8.2
01	Harry Giles	7-4	93	13.3	17-37	.459	0-0	.000	5-11	.455	16	19	35	5.0	18	1	4	5	3	2	39	5.6
30	Antonio Vrankovic	8-0	87	10.9	11-17	.647	0-0	.000	7-11	.636	14	16	30	3.8	10	0	5	6	4	0	29	3.6
41	Jack White	8-0	56	7.0	6-9	.667	1-2	.500	8-10	.800	2	11	13	1.6	4	0	1	4	2	1	21	2.6
02	Chase Jeter	16-6	238	14.9	13-26	.500	0-0	.000	15-27	.556	18	25	43	2.7	31	0	6	17	17	7	41	2.6
20	Marques Bolden	10-0	70	7.0	8-18	.444	0-0	.000	3-6	.500	7	6	13	1.3	13	0	1	8	2	1	19	1.9
12	Javin DeLaurier	9-0	83	9.2	8-10	.800	0-1	.000	1-4	.250	8	15	23	2.6	19	0	1	8	4	3	17	1.9
50	Justin Robinson	4-0	10	2.5	0-0	.000	0-0	.000	1-2	.500	0	1	1	0.3	0	0	0	0	0	0	1	0.3
53	Brennan Besser	1-0	2	2.0	0-1	.000	0-1	.000	0-0	.000	0	0	0	0.0	1	0	0	0	0	0	0	0.0
45	Nick Pagliuca	4-0	8	2.0	0-2	.000	0-2	.000	0-0	.000	0	0	0	0.0	0	0	2	0	0	0	0	0.0
Team											22	20	42				4					
Total.....		18	3600		518-1073	.483	143-390	.367	326-443	.736	205	491	696	38.7	316	2	249	215	85	123	1505	83.6
Opponents.....		18	3600		453-1080	.419	94-318	.296	198-298	.664	184	408	592	32.9	382	7	219	260	45	83	1198	66.6

TEAM STATISTICS	DU	OPP	Date	Opponent	Score	Att.
SCORING	1505	1198	11/11/16	MARIST	w 94-49	9314
Points per game	83.6	66.6	11/12/16	GRAND CANYON	w 96-61	9314
Scoring margin	+17.1	-	11/15/16	vs KANSAS	L 75-77	19812
FIELD GOALS-ATT	518-1073	453-1080	11/19/16	vs PENN ST.	w 78-68	0
Field goal pct	.483	.419	11/20/16	vs RHODE ISLAND	w 75-65	0
3 POINT FG-ATT	143-390	94-318	11/23/16	WILLIAM & MARY	w 88-67	9314
3-point FG pct	.367	.296	11/26/16	APPALACHIAN STATE	w 93-58	9314
3-pt FG made per game	7.9	5.2	11/29/16	MICHIGAN STATE	w 78-69	9314
FREE THROWS-ATT	326-443	198-298	12/3/16	MAINE	w 94-55	9314
Free throw pct	.736	.664	12/6/16	vs FLORIDA	w 84-74	15294
F-Throws made per game	18.1	11.0	12-10-16	vs UNLV	w 94-45	19107
REBOUNDS	696	592	12/19/16	TENNESSEE STATE	w 65-55	9314
Rebounds per game	38.7	32.9	12/21/16	vs Elon	w 72-61	9733
Rebounding margin	+5.8	-	* 12/31/16	at Virginia Tech	L 75-89	9567
ASSISTS	249	219	* 1/4/17	GEORGIA TECH	w 110-57	9314
Assists per game	13.8	12.2	* 1/7/17	BOSTON COLLEGE	w 93-82	9314
TURNOVERS	215	260	* 01/10/17	at Florida State	L 72-88	11675
Turnovers per game	11.9	14.4	* 1/14/17	at LOUISVILLE	L 69-78	22686
Turnover margin	+2.5	-				
Assist/turnover ratio	1.2	0.8				
STEALS	123	83				
Steals per game	6.8	4.6				
BLOCKS	85	45				
Blocks per game	4.7	2.5				
ATTENDANCE	83826	107874				
Home games-Avg/Game	9-9314	3-14643				
Neutral site-Avg/Game	-	6-10658				

* - Conference game

Score by Periods	1st	2nd	Totals
Duke	742	763	1505
Opponents	568	630	1198

THE STAT CREW SYSTEM
 Duke Combined Team Statistics (as of Jan 14, 2017)
 Conference games

RECORD:	OVERALL	HOME	AWAY	NEUTRAL
ALL GAMES	2-3	2-0	0-3	0-0
CONFERENCE	2-3	2-0	0-3	0-0
NON-CONFERENCE	0-0	0-0	0-0	0-0

##	Player	gp-gs	min	avg	Total		3-Point		F-Throw		Rebounds				pf	dq	a	to	blk	stl	pts	avg
					fg-fga	fg%	3fg-fga	3fg%	ft-fta	ft%	off	def	tot	avg								
05	Luke Kennard	5-5	171	34.2	33-57	.579	11-22	.500	22-26	.846	7	16	23	4.6	9	0	8	8	1	3	99	19.8
00	Jayson Tatum	5-5	165	33.0	30-66	.455	7-21	.333	24-30	.800	6	22	28	5.6	16	0	9	17	5	11	91	18.2
03	Grayson Allen	4-4	126	31.5	16-31	.516	6-16	.375	21-28	.750	3	17	20	5.0	8	0	26	15	0	4	59	14.8
21	Amile Jefferson	3-3	77	25.7	13-24	.542	0-0	.000	8-12	.667	5	16	21	7.0	5	0	8	5	2	1	34	11.3
13	Matt Jones	5-3	165	33.0	18-37	.486	9-23	.391	1-2	.500	5	8	13	2.6	13	0	8	8	2	6	46	9.2
15	Frank Jackson	5-1	104	20.8	13-37	.351	7-21	.333	9-13	.692	4	9	13	2.6	13	0	5	4	0	2	42	8.4
01	Harry Giles	5-4	83	16.6	17-34	.500	0-0	.000	4-9	.444	15	18	33	6.6	16	1	4	5	3	2	38	7.6
41	Jack White	2-0	8	4.0	1-1	1.000	1-1	1.000	0-0	.000	1	1	2	1.0	2	0	0	0	0	0	3	1.5
20	Marques Bolden	5-0	34	6.8	2-7	.286	0-0	.000	2-4	.500	4	3	7	1.4	7	0	0	2	1	1	6	1.2
02	Chase Jeter	3-0	48	16.0	0-2	.000	0-0	.000	1-3	.333	4	5	9	3.0	6	0	0	3	4	1	1	0.3
50	Justin Robinson	1-0	2	2.0	0-0	.000	0-0	.000	0-0	.000	0	0	0	0.0	0	0	0	0	0	0	0	0.0
45	Nick Pagliuca	1-0	3	3.0	0-0	.000	0-0	.000	0-0	.000	0	0	0	0.0	0	0	1	0	0	0	0	0.0
30	Antonio Vrankovic	1-0	7	7.0	0-0	.000	0-0	.000	0-0	.000	1	2	3	3.0	1	0	1	2	0	0	0	0.0
12	Javin DeLaurier	1-0	7	7.0	0-0	.000	0-0	.000	0-0	.000	0	0	0	0.0	2	0	0	1	1	0	0	0.0
Team											1	6	7				1					
Total.....		5	1000		143-296	.483	41-104	.394	92-127	.724	56	123	179	35.8	98	1	70	71	19	31	419	83.8
Opponents.....		5	1000		149-308	.484	25-74	.338	71-105	.676	55	115	170	34.0	103	0	71	68	12	26	394	78.8

TEAM STATISTICS	DU	OPP	Date	Opponent	Score	Att.
SCORING	419	394	* 12/31/16	at Virginia Tech	L 75-89	9567
Points per game	83.8	78.8	* 1/4/17	GEORGIA TECH	w 110-57	9314
Scoring margin	+5.0	-	* 1/7/17	BOSTON COLLEGE	w 93-82	9314
FIELD GOALS-ATT	143-296	149-308	* 01/10/17	at Florida State	L 72-88	11675
Field goal pct	.483	.484	* 1/14/17	at LOUISVILLE	L 69-78	22686
3 POINT FG-ATT	41-104	25-74	* - Conference game			
3-point FG pct	.394	.338				
3-pt FG made per game	8.2	5.0				
FREE THROWS-ATT	92-127	71-105				
Free throw pct	.724	.676				
F-Throws made per game	18.4	14.2				
REBOUNDS	179	170				
Rebounds per game	35.8	34.0				
Rebounding margin	+1.8	-				
ASSISTS	70	71				
Assists per game	14.0	14.2				
TURNOVERS	71	68				
Turnovers per game	14.2	13.6				
Turnover margin	-0.6	-				
Assist/turnover ratio	1.0	1.0				
STEALS	31	26				
Steals per game	6.2	5.2				
BLOCKS	19	12				
Blocks per game	3.8	2.4				
ATTENDANCE	18628	43928				
Home games-Avg/Game	2-9314	3-14643				
Neutral site-Avg/Game	-	0-0				

Score by Periods	1st	2nd	Totals
Duke	212	207	419
Opponents	186	208	394