
MIAMI
miami
33
miami
1
miami
32
2008-09
U BASKETBALL™
32 ASBURY 00 GRAHAM 1 HURDLE 33 McCLINTON



U miami™

00 GRAHAM · 3 GRANT · 31 JONES · 33 MCCLINTON · 45 GAMBLE · 1 HURDLE · 21 COLLINS · 23 DEWS · 32 ASBURY · 5 RIOS · 30 THOMAS · 42 JOHNSON · 20 MCGOWAN















HURRICANESPORTS•COM





2008-09 MIAMI BASKETBALL

NOVEMBER

1	(Sat)	FLORIDA MEMORIAL (Exh.)	Coral Gables, Fla.	
8	(Sat)	BARRY (Exh.)	Coral Gables, Fla.	5:30 p.m.
15	(Sat)	FLORIDA SOUTHERN	Coral Gables, Fla.	7:30 p.m.
21-24		at Paradise Jam	St. Thomas, Virgin Islands	
21	(Fri)	Southern Miss vs. Miami		1 p.m.
TBD		vs. Connecticut/La Salle		6 p.m.
TBD		vs. TBD		
29	(Sat)	STETSON	Coral Gables, Fla.	1 p.m.

DECEMBER

2	(Tues)	OHIO STATE^ (ESPN)	Coral Gables, Fla.	7 p.m.
6	(Sat)	at Kentucky (ESPN)	Lexington, Ky.	5:30 p.m.
12	(Fri)	FIU	Coral Gables, Fla.	7:30 p.m.
14	(Sun)	ROBERT MORRIS	Coral Gables, Fla.	1 p.m.
21	(Sun)	CLEMSON* (FSN)	Coral Gables, Fla.	7:45 p.m.
27	(Sat)	at St. John's+	New York, N.Y.	Noon
31	(Wed)	NORTH FLORIDA (FSN-FL)	Coral Gables, Fla.	2 p.m.

JANUARY

3	(Sat)	NC CENTRAL (Sun Sports)	Coral Gables, Fla.	1 p.m.
5	(Mon)	FLORIDA ATLANTIC (FSN-FL)	Coral Gables, Fla.	7 p.m.
10	(Sat)	at Boston College* (ESPNU)	Chestnut Hill, Mass.	7 p.m.
14	(Wed)	MARYLAND* (Raycom)	Coral Gables, Fla.	9 p.m.
17	(Sat)	at North Carolina* (ESPN)	Chapel Hill, N.C.	9 p.m.
21	(Wed)	FLORIDA STATE*	Coral Gables, Fla.	7:30 p.m.
25	(Sun)	VIRGINIA TECH* (FSN)	Coral Gables, Fla.	5:30 p.m.
27	(Tues)	at NC State* (ESPNU)	Raleigh, N.C.	7 p.m.
31	(Sat)	at Maryland* (Raycom)	College Park, Md.	8 p.m.

FEBRUARY

4	(Wed)	WAKE FOREST* (ESPN2)	Coral Gables, Fla.	7:30 p.m.
7	(Sat)	at Duke* (Raycom)	Durham, N.C.	1:30 p.m.
15	(Sun)	NORTH CAROLINA* (FSN)	Coral Gables, Fla.	7:45 p.m.
18	(Wed)	at Florida State* (EPSNU)	Tallahassee, Fla.	7 p.m.
21	(Sat)	BOSTON COLLEGE* (RSN)	Coral Gables, Fla.	Noon
26	(Thur)	at Virginia* (Raycom)	Charlottesville, Va.	8 p.m.

MARCH

4	(Wed)	at Georgia Tech*	Atlanta, Ga.	7:30 p.m.
7	(Sat)	NC STATE* (Raycom)	Coral Gables, Fla.	Noon
12-15		at ACC Tournament~	Atlanta, Ga.	

All **HOME GAMES** are played at the BankUnited Center
All times Eastern
* ACC Game | ^ ACC/Big Ten Challenge
+ Played at Madison Square Garden | ~ Played at the Georgia Dome











29 PREVIEW

Coach Haith and the Hurricanes return four starters, 83 percent of their scoring and 72 percent of their rebounding from their 2007-08 NCAA Tournament team. But unlike last season when the team was picked to finish last in the ACC, Miami enters this season with high expectations.

33 COACHING STAFF

Fifth-year head coach Frank Haith and his tireless staff return to the hardwood in 2008-09 determined to develop outstanding young men, both on and off the court. In addition to a burgeoning program, the Hurricanes lead all ACC teams with six All-ACC Academic Men's Basketball Team selections over the last three years.

45 THE 'CANES

Four seniors – Brian Asbury, Jimmy Graham, Lance Hurdle and Jack McClinton – highlight the more experienced 2008-09 edition of the Hurricanes. In addition, Miami welcomes three newcomers into the family, with the arrival of transfer Malcolm Grant and freshmen DeQuan Jones and Reggie Johnson.

77 THE U

Get to know more about both the University of Miami and the staff that works behind the scenes with the goal of providing the best experience possible for all Hurricane student-athletes.

2008-09 MIAMI MEN'S BASKETBALL

GENERAL INFORMATION
2008-09 Schedule ____ 1
Quick Facts ____ 4
2008-09 Roster ____ 5
2007-08 NCAA Tournament ____ 6
BankUnited Center ____ 8
Practice Facility ____ 11
Miami Traditions ____ 12
Building New Traditions ____ 14
Hurricanes in the NBA ____ 16
Beautiful Miami ____ 18
Only the Best: ACC Basketball ____ 20
Strength & Conditioning ____ 22
Individual Development ____ 24
Media Exposure ____ 26

SEASON PREVIEW
Preseason Notebook ____ 30
ACC Composite Schedule ____ 32

COACHING STAFF
Head Coach Frank Haith ____ 34
Associate Head Coach Jorge Fernandez ____ 38
Assistant Coach Jake Morton ____ 39
Assistant Coach Michael Schwartz 40
Men's Basketball Support Staff ____ 41

MEET THE HURRICANES
Brian Asbury, Senior ____ 46
Jimmy Graham, Senior ____ 50
Lance Hurdle, Senior ____ 54
Jack McClinton, Senior ____ 58
Dwayne Collins, Junior ____ 62
James Dews, Junior ____ 65
Cyrus McGowan, Junior-R ____ 68
Adrian Thomas, Junior-R ____ 69
Eddie Rios, Sophomore ____ 72
Julian Gamble, Freshman-R ____ 74

NEWCOMERS
Malcolm Grant, Reggie Johnson ____ 75
DeQuan Jones ____ 76

THE U
University of Miami ____ 78
Athletics Excellence ____ 80
Facilities ____ 82
Academic Success ____ 84
UM Sports Hall of Fame ____ 85
University President ____ 86
Director of Athletics ____ 87
Athletic Administration ____ 88
Head Coaches ____ 89
Athletics Staff ____ 90
Support Club ____ 91
Compliance ____ 92

2008-09 OPPONENTS
Opponent Information ____ 96
2009 Postseason ____ 102

2007-08 REVIEW
Season Highlights ____ 104
Final Results ____ 106
Final Statistics ____ 107
Game-by-Game Statistics ____ 108
Points-Rebounds-Assists ____ 109
Game-by-Game Highs ____ 110
Game Superlatives ____ 111
Miscellaneous Statistics ____ 112
ACC in Review ____ 113
ACC Statistical Leaders ____ 114
Game Recaps ____ 118

HISTORY
Program History ____ 132
Miami in the Postseason ____ 143
Hurricane Head Coaches ____ 151
1,000 Point Club ____ 152
All-Americans ____ 154
Hurricanes in the Draft ____ 155
Conference Honor Roll ____ 156
Hurricane Lettermen ____ 158
Retired Jerseys ____ 160
Miami in the Polls ____ 161
Miami vs. Ranked Opponents ____ 162
Network TV Appearances ____ 164

RECORD BOOK
Team Records ____ 166
Individual Records ____ 167
Annual Leaders ____ 174
Year-by-Year Statistics ____ 176
100 Point/Overtime Games ____ 179
The Hurricanes at Home ____ 180
Regular Season Tournaments ____ 181
Series Records ____ 182
All-Time Series Results ____ 184
All-Time Results ____ 191

MEDIA INFORMATION
Sports Media Relations ____ 202
Hurricane Sports Network ____ 203
ACC Media Services
Covering the 'Canes ____ 204
Miami Media Outlets ____ 206
Welcome to Miami ____ 207
TV/Radio Spot Chart ____ 208



CREDITS
The 2008-09 University of Miami Men's Basketball Media Guide is an official publication of the University of Miami Sports Media Relations Office. Copyright © 2008. **Cover Design:** Etta Schaller, Margaret Belch and Kara Dapena. **Layout:** Margaret Belch and Etta Schaller. **Editor:** Margaret Belch, Bryan Harvey and Rob Dunning. **Contributors:** Margaret Belch, Rob Dunning, Meghan McKinsey, Kashae Foster, Brandon Gross, Scott Moody, Sam Henderson, Greater Miami Chamber of Commerce, Opponent SIDs. **Photography:** J.C. Ridley, Nelson Chenault, Jorge Perez, City of Miami, Jessica Marshall, Raul M. Zarranz, Joel Auerbach, ACC, NBAE Photos, Richard Lewis, Ed Nunez, Tomasso DeRosa, Bob Rosato, Gary Rothstein, Al Messerschmidt, Bob Rosato, Nat Butler, Tom DiPace, Rhona Wise, Thomas Maguire, William Lai, Mitchell Layton, Norm Fisher, Toby Lane, Patty Garavito, Todor Pandov, Miami Heat, Miami Dolphins, Florida Marlins, Florida Panthers, Milwaukee Bucks, Golden State Warriors, University Relations, Metro-Dade County Department of Tourism, Opponent SIDs, Getty/NBA Images. **Printing:** Premier Printing Solutions.

ON THE COVER
A more experienced Hurricanes team will be led by four seniors in 2008-09. From left to right: Brian Asbury, Jimmy Graham, Lance Hurdle and Jack McClinton.









95 THE OPPONENTS

This season's 29-game slate includes 14 postseason teams and at least 10 nationally-televised games. Miami will have 16 home games at the BankUnited Center and 16 ACC contests – including home and away series with North Carolina, Maryland, Florida State, Boston College and NC State.

103 2007-08 REVIEW

Despite doubt from outsiders, the Hurricanes put together one of the strongest seasons in program history. A 10-game turnaround – among the best in the nation – culminated in the second round of the NCAA Tournament, as the Hurricanes returned to the national rankings and saw the emergence of their very first All-ACC First Team pick.

131 HISTORY

The Hurricanes made history in 2007-08, as the program continues its growth under the watchful eyes of head coach Frank Haith and his upstart Hurricanes. All-time great 'Canes include Rick Barry, Tim James, Don Cumutt, Dick Hickox, Johnny Hemsley, as well as current NBA players James Jones and John Salmons.

201 MEDIA

Information on who covers – and how to cover – the Hurricanes in 2008-09, plus how to get around South Florida.

QUICK FACTS

THE UNIVERSITY

Location	Coral Gables, Fla.
Founded	1925
Enrollment	15,449
Nickname	Hurricanes
Colors	Orange, Green and White
Mascot	Sebastian the Ibis
Affiliation	NCAA Division I
Conference	Atlantic Coast Conference
Home Arena (Capacity)	BankUnited Center (7,200)
Press Row	(305) 284-2111
President	Dr. Donna E. Shalala
Athletic Director	Kirby Hocutt
Ticket Office	1-800-GO-CANES

PROGRAM HISTORY

First Year of Basketball	1926
All-Time Record (pct.)	812-629 (.563)
NCAA Appearances	6
Years	1960, 1998, 1999, 2000, 2002, 2008
Last Appearance	2008
Last Postseason Opponent	Texas (Second Round)
Result	L, 75-72
Latest Round (Year)	Sweet 16 (1992)
NIT Appearances	8
Years	1961, 1963, 1964, 1995, 1997, 2001, 2005, 2006

COACHING AND SUPPORT STAFF

Head Coach	Frank Haith
Alma Mater (Year)	Elon (1988)
Overall Record/Record at UM (Years)	69-60 (4)
Associate Head Coach	Jorge Fernandez/Stetson (1985)
Assistant Coach	Jake Morton/Miami (Fla.) (1993)
Assistant Coach	Michael Schwartz/Texas (1999)
Director of Basketball Operations	Darren Cohen/St. John's (1998)
Associate Director of Operations	Toby Lane/Wichita State (1993)
Graduate Assistant	Mike Balado/St. Thomas (1998)
Athletic Trainer	Wes Brown/UNCW (2000)
Strength & Conditioning Coach	Mac Calloway/Florida (2000)

TEAM INFORMATION

2007-08 Overall Record	23-11
Home/Away/Neutral	14-2/4-6/5-3
ACC Record/Finish	8-8/5
Final Ranking	NR (AP Poll), ARV (ESPN/USA Today Poll)
Starters Returning/Lost	4/1
Letterwinners Returning/Lost	8/5
Newcomers	4

SPORTS MEDIA RELATIONS

Assistant AD for Communications	Mark Pray
Assistant SID/M Basketball	Margaret Belch
E-mail	mbelch@miami.edu
Phone	(305) 284-3241
Mobile	(305) 915-0588
Fax	(305) 284-2807
Athletic Website	www.hurricanesports.com
Address	Hecht Athletic Center 5821 San Amaro Drive Coral Gables, FL 33146



frankHAITH
In four seasons at the helm, Miami head coach Frank Haith has led the Hurricanes to three postseason appearances, including nearly knocking off Texas in the second round of the NCAA Tournament in 2007-08.

2008-09 HURRICANES ROSTER

NUMERICAL

NO	NAME	POS	HT	WT	YR	HOMETOWN (HIGH SCHOOL/PREVIOUS)
00	Jimmy Graham	F	6-8	256	SR	Goldsboro, N.C. (Charis Prep)
1	Lance Hurdle	G	6-2	183	SR	San Diego, Calif. (Helix/San Bernardino Valley CC)
3	Malcolm Grant*	G	6-1	190	SO	Brooklyn, N.Y. (Winchendon Acad.[Mass.]/Villanova)
5	Eddie Rios	G	6-0	190	SO	Miami, Fla. (Miami Senior)
20	Cyrus McGowan	F	6-9	236	JR-R	Brooksville, Miss. (Meridian/Arkansas)
21	Dwayne Collins	F	6-8	238	JR	Miami, Fla. (Miami Senior)
23	James Dews	G	6-4	209	JR	Cincinnati, Ohio (Lakota East)
30	Adrian Thomas	F	6-7	227	JR-R	Pembroke Pines, Fla. (Flanagan)
31	DeQuan Jones	F	6-6	217	FR	Stone Mountain, Ga. (Wheeler)
32	Brian Asbury	F	6-7	221	SR	Miami, Fla. (South Miami)
33	Jack McClinton	G	6-1	185	SR	Baltimore, Md. (South Kent [Conn.]/Siena)
42	Reggie Johnson	C	6-9	316	FR	Winston-Salem, N.C. (Winston-Salem Prep)
45	Julian Gamble	C	6-9	247	FR-R	Durham, N.C. (Southern Durham)

ALPHABETICAL

NO	NAME	POS	HT	WT	YR	HOMETOWN (HIGH SCHOOL/PREVIOUS)
32	Brian Asbury	F	6-7	221	SR	Miami, Fla. (South Miami)
21	Dwayne Collins	F	6-8	238	JR	Miami, Fla. (Miami Senior)
23	James Dews	G	6-4	209	JR	Cincinnati, Ohio (Lakota East)
45	Julian Gamble	C	6-9	247	FR-R	Durham, N.C. (Southern Durham)
00	Jimmy Graham	F	6-8	256	SR	Goldsboro, N.C. (Charis Prep)
3	Malcolm Grant*	G	6-1	190	SO	Brooklyn, N.Y. (Winchendon Acad.[Mass.]/Villanova)
1	Lance Hurdle	G	6-2	183	SR	San Diego, Calif. (Helix/San Bernardino Valley CC)
42	Reggie Johnson	C	6-9	316	FR	Winston-Salem, N.C. (Winston-Salem Prep)
31	DeQuan Jones	F	6-6	217	FR	Stone Mountain, Ga. (Wheeler)
33	Jack McClinton	G	6-1	185	SR	Baltimore, Md. (South Kent [Conn.]/Siena)
20	Cyrus McGowan	F	6-9	236	JR-R	Brooksville, Miss. (Meridian/Arkansas)
5	Eddie Rios	G	6-0	190	SO	Miami, Fla. (Miami Senior)
30	Adrian Thomas	F	6-7	227	JR-R	Pembroke Pines, Fla. (Flanagan)

Head Coach: Frank Haith (Elon '88, 5th season)
Associate Head Coach: Jorge Fernandez
Assistant Coaches: Jake Morton, Michael Schwartz
Director of Basketball Operations: Darren Cohen
Associate Director of Basketball Operations: Toby Lane
Graduate Assistant: Mike Balado
Athletic Trainer: Wes Brown
Strength & Conditioning Coach: Mac Calloway



HURRICANES BY CLASS

SENIORS (4)

Brian Asbury	F
Jimmy Graham	F
Lance Hurdle	G
Jack McClinton	G

JUNIORS (4)

Dwayne Collins	F
James Dews	G
Cyrus McGowan	F
Adrian Thomas	F

SOPHOMORES (2)

Malcolm Grant*	G
Eddie Rios	G

FRESHMEN (3)

Julian Gamble	C
Reggie Johnson	C
DeQuan Jones	F

HURRICANES BY STATE

FLORIDA (4)

Brian Asbury	Miami
Dwayne Collins	Miami
Eddie Rios	Miami
Adrian Thomas	Pembroke Pines

NORTH CAROLINA (3)

Julian Gamble	Durham
Jimmy Graham	Goldsboro
Reggie Johnson	Winston-Salem

CALIFORNIA (1)

Lance Hurdle	San Diego

GEORGIA (1)

DeQuan Jones	Stone Mountain

MARYLAND (1)

Jack McClinton	Baltimore

MISSISSIPPI (1)

Cyrus McGowan	Brooksville

NEW YORK (1)

Malcolm Grant*	Brooklyn

OHIO (1)

James Dews	Cincinnati

* Will sit out the 2008-09 season due to NCAA transfer rules.

LET'S DANCE

It was Hurricane season for sure in 2007-08. The University of Miami men's basketball team showed resolve and determination as they worked steadily towards a postseason berth. A strong 12-0 start to the season, followed by the program's highest-ever finish in the Atlantic Coast Conference and Miami's first-ever First Team All-ACC selection in Jack McClinton resulted in the program's third postseason appearance in four seasons under head coach Frank Haith, as the Hurricanes earned their invitation to the Big Dance.

But these Hurricanes didn't sneak quietly into the dance. They blew into Alltel Arena in North Little Rock, Ark. with a roar. McClinton's 38-point first-round performance made everyone take notice of these Hurricanes. Trailing 32-27 at halftime, McClinton took the game into his own hands and in the second half the score was McClinton 32, St. Mary's 0.

McClinton's effort was not only the best postseason performance in Miami history, but also the second-highest scoring output by an individual in the entire 2007-08 tournament.

And that performance pushed these seventh-seeded Hurricanes to a 78-64 win over 10th-seeded St. Mary's and into the NCAA's second round for the third time in Miami history.

In second-round action versus second-seeded Texas, Miami put together a furious second-half rally, nearly knocking off the Longhorns. But despite a dozen second-half McClinton points and a pair of thrilling three-pointers by Raymond Hicks in the final 11 seconds, the Hurricanes saw their exciting postseason run come to a close with a 75-72 loss.

"I want to thank these guys for taking me to a place I have always wanted to go...," noted assistant coach Jake Morton at the team's year-end banquet. "And to be able to do that at my alma mater – I just can't explain how great that feels."

FEEL THE MADNESS!

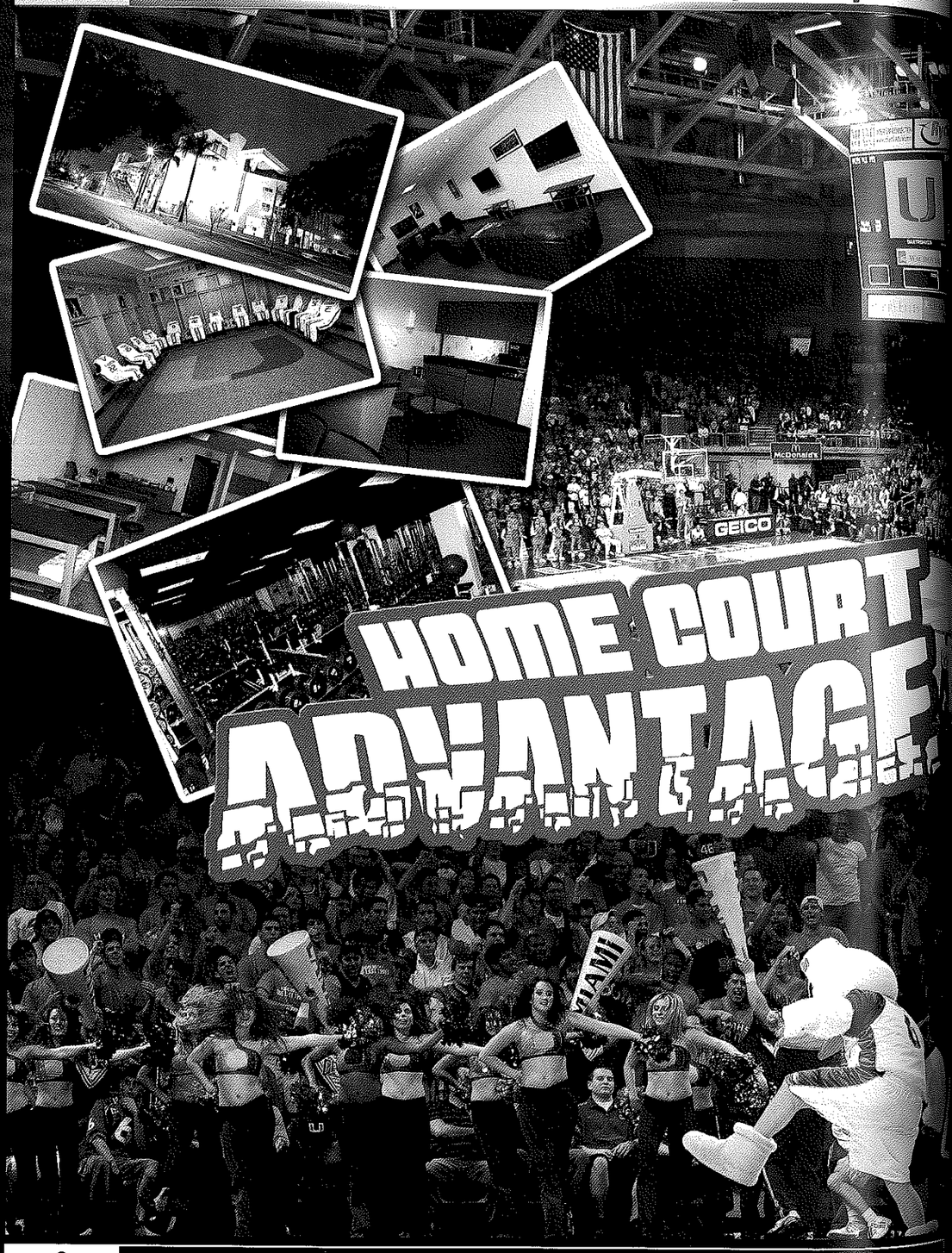

THE BANKUNITED CENTER

The BankUnited Center, an 8,000 seat multipurpose entertainment facility which seats 7,200 for basketball games, is located on the University of Miami's Coral Gables campus. The venue hosts concerts, family shows, trade shows, lecture series and sporting events, in addition to serving as the home to the University of Miami Men's and Women's basketball teams.

Last season, the Hurricanes established a home court dominance, going 14-2 at the BankUnited Center -- including knocking off No. 4/5 Duke before an energized crowd. Just two -- of 12 -- ACC teams won more games at home in 2007-08. Winning its first nine home games of the season, Miami went a perfect 8-0 versus non-conference opponents and put together a solid 6-2 mark versus ACC opponents at the "BUC".

With its grand opening in January of 2003, the BankUnited Center became the University's first on-campus venue with seating to accommodate large events offering an ideal capacity for concerts, conferences, lecture series, banquets and more. It significantly increases the University of Miami's collegiate experience for its students by allowing on campus events such as commencements, sporting events, convocations and pep rallies. The community also benefits from the venue's utilization as a showcase for a host of family shows and special events.

The BankUnited Center has 25 suites. Each suite is equipped with 12 box seats with three additional bar stools, a lounge area, television and phones, along with a kitchen area with a bar and refrigerator. Suites holders also have access to the Hurricane 100 reception room, a special room that hosts pre-game and post-game events. This reception room includes concessions, rest rooms and meeting space available to members and their guests.

The BankUnited Center is managed by Global Spectrum. The Philadelphia-based company is part of one of the world's largest sports and entertainment companies, Comcast-Spectacor, which also owns the Philadelphia 76ers (NBA), the Philadelphia Flyers (NHL) and Comcast SportsNet Philadelphia.



EVENTS



Since the BankUnited Center opened its doors in January 2003, it has played host to many of the top names in music and entertainment, as well as some of the biggest cultural events in South Florida.

The BankUnited Center has hosted a number of memorable events including North American tour launches for artists such as Coldplay, Green Day and Kanye West; a lecture series by his holiness the Dalai Lama, the historic first Presidential debate of the 2004 election between President George W. Bush and Senator John Kerry, the first all-Spanish Republican and Democratic Political Forums 2007 and Univision's Premios Juventud awards.

The BankUnited Center has also hosted such well known musical acts as Kanye West, Good Charlotte, Audioslave, Green Day, Ludacris, Coldplay, John Mayer, The Fray and Evanescence.







TIME FOR PRACTICE





BUILDING A NEW FOUNDATION

Work is well underway on the new Miami basketball practice facility, which is located adjacent to the BankUnited Center alongside the Hurricanes 100 Room east of the arena. The new facility — which will measure approximately 29,000 square feet — will house several full-size practice courts, as well as a multi-purpose room to host a variety of events. Construction is scheduled for completion this winter.

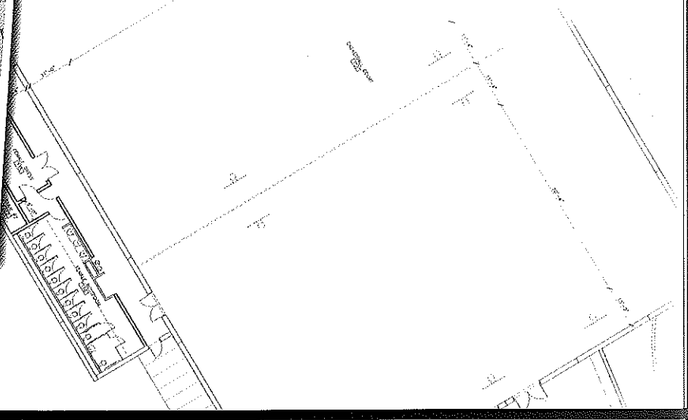

THE NAME: THE HURRICANES

It began in controversy. Some reports say players on the 1927 football team held a team meeting to select Hurricanes, hoping they would sweep away opponents just as the devastating storm did on Sept. 16, 1926. Another version holds that Jack Bell, a columnist for the old Miami News, asked end Porter Norris of the 1926 team what the team should be. Told that local dignitaries and University officials wanted to name the team for local flora or fauna, Norris said the players wouldn't stand for it and suggested "Hurricanes" since the opening game had been postponed by such a storm. From time to time, opposition has arisen to the name that would "reinforce Miami's negative reputation as a weather-beaten community living constantly under the threat of destruction." But as one UM official rationalized in the 1960s, "Does anyone think Chicago is overrun by bears just because the town has a football team by that name?"

THE COLORS: ORANGE, GREEN & WHITE

UM's colors were selected in 1926 and are representative of the Florida orange tree—with orange symbolizing the fruit of the tree, green the leaves and white the blossoms.

THE U

In 1973, UM's Athletic Federation, the fundraising arm of the athletic department at the time, commissioned a local public relations expert to develop a distinctive logo. The University had gone several years with a variety of helmet and uniform changes, and the Federation noted that a number of major colleges have the initials UM. Miami designer Bill Bodenhamer suggested the "U" idea, which lent itself to distinctive logos for each sport as well as slogans like "U gotta believe" and "U is great". In recent years, the well-known U logo—and such outspoken proponents as former Miami standout and NFL Hall of Famer Michael Irvin, has inspired fans to begin referring to the University of Miami as "the U" and showing their support by making a U symbol with their hands.

THE MASCOT: SEBASTIAN THE IBIS

Folklore maintains that the ibis, a symbol of knowledge found in the Everglades and Egypt, is the last sign of wildlife to take shelter before a hurricane and the first to reappear after the storm. The local marsh bird was considered UM's first unofficial mascot when the school yearbook adopted the name "Ibis" in 1926. Its popularity grew among the students during the 1950s, and through the years, the Ibis has become one of the most recognizable college mascots in the United States.

IRON ARROW

Members of the prestigious Iron Arrow Honor Society can be seen around campus wearing their brightly colored Seminole Indian jackets. Admission to the elite Tribe, a mystery to the uninitiated, is the highest honor attained at the University of Miami. Founded by Bowman Foster Ashe in 1926 only a month after the University opened, the society honors individuals who best exemplify the five qualities of Iron Arrow: love of alma mater, character, leadership, scholarship and humility.









GETTING NOTICED

Head Coach Frank Haith is the first coach in Miami history to earn National Association of Basketball Coaches District 6 Coach of the Year honors in 2005, after leading the Hurricanes to the second-most wins (16) by a first-year coach in program history. That year, Haith was also a Naismith National Coach of the Year Award Finalist.

After leading the Hurricanes to a 10-game turnaround in 2007-08 – among the best single-season turnarounds in the nation, Haith finished runner-up in ACC Coach of the Year voting. Miami won 23 games last season – posting its 10th 20-win season in program history.

POSTSEASON PROWESS

In four years at the helm, Coach Haith has guided the Hurricanes to three postseason appearances – and is the first Miami coach to accomplish the feat.

In 2007-08, Haith led Miami to its first NCAA Tournament appearance since 2002. With their 78-64 first round win over St. Mary's, the Hurricanes advanced to the NCAA's second round for the third time in program history and for the first time since 2000.

Haith is just the second head coach in UM history to take his team to the postseason in his first two years, guiding Miami to back-to-back postseason appearances for the first time since 2001-02.

In 2006, Haith guided Miami to both its first National Invitation Tournament win since 1963 and to its first NIT road win in school history.

Under Haith, the Hurricanes earned their first ACC Tournament win in 2006, and have advanced to the ACC Tournament quarterfinals in three-straight years (2006-08).

BEATING THE BEST

Haith has coached Miami to 11 wins over ranked opponents in four seasons – including a school-record tying four wins over ranked opponents in 2006-07.

On Feb. 20, 2008, the Hurricanes knocked off No. 4/5 Duke, 96-95. It marked the highest ranked opponent Miami has defeated since Feb. 20, 1999, when UM beat No. 2/2 UConn, 73-71, on the road. Under Coach Haith, the Hurricanes have picked up several impressive road wins – including knocking off No. 18/19 Florida, 72-65, on Dec. 4, 2004, in Gainesville for the first time in 41 years and defeating No. 20/20 North Carolina, 81-70, in Chapel Hill for the first time in program history on Jan. 14, 2006.

The Hurricanes have 32 wins over ranked teams since 1995, and have defeated at least one ranked opponent at home in 13 of the last 14 seasons.

EXCELLENCE – ON AND OFF THE COURT

Jack McClinton became the first Hurricane in program history to earn All-ACC First Team honors in 2008, as well as earning All-ACC Academic Men's Basketball Team accolades. He was the only first team pick last season to also earn the academic distinction.

Under Coach Haith, the Hurricanes lead all ACC teams with six All-ACC Academic Men's Basketball Team selections over the last three years. In addition, UM has had a first-, second- or third-team All-ACC player in each of its first four seasons in the league.

ROAD WARRIORS

Haith led Miami to its first win over North Carolina in Chapel Hill in 2006, and also guided the Hurricanes to a win over Florida in Gainesville in 2004. In 2008, UM won nine games away from home – including going 3-0 to claim the inaugural Puerto Rico Tip-Off title – and earned road ACC wins at Virginia Tech and Georgia Tech.

HOME COURT ADVANTAGE

Last season, the Hurricanes established a home court dominance, going 14-2 at the BankUnited Center – including knocking off No. 4/5 Duke before an energized crowd. Just two – of 12 – ACC teams won more games at home in 2007-08. Winning its first nine home games of the season, Miami went a perfect 8-0 versus non-conference opponents and put together a solid 6-2 mark versus ACC opponents at the BankUnited Center.

THE NEXT LEVEL



PREPARING FOR THE NEXT LEVEL

Throughout the years, the University of Miami has proven to be a building ground for players looking to excel beyond the college ranks and into the world of professional basketball. The Hurricanes have had 16 players selected in the NBA Draft, including first-round selections Tim James (1999) and John Salmons (2002), and second-round picks James Jones (2003) and Guillermo Diaz (2006).

Notable Hurricane alumni who have gone on to star in the NBA include the legendary Rick Barry, who was named one of the 50 Greatest Players in NBA history in 1996. Miami's all-time leading scorer and a Basketball Hall of Fame inductee, he is also the only player to lead the NCAA, ABA and NBA in scoring.

Heading into the 2008-09 preseason, a pair of former Hurricanes in James Jones (Miami Heat) and John Salmons (Sacramento Kings) don NBA uniforms.

Over Miami head coach Frank Haith's career, he has had a dozen or more players go on to play or be drafted in the NBA, including T.J. Ford (Milwaukee Bucks, 2003), Josh Howard (Dallas Mavericks, 2003), LaMarcus Aldridge (Portland Trail Blazers, 2006), Daniel Gibson (Cleveland Cavaliers, 2006), Royal Ivey (Atlanta Hawks, 2004), Calvin Booth (Washington Wizards, 1999), Darius Songaila (Boston Celtics, 2002) and former Hurricanes Guillermo Diaz (Los Angeles Clippers, 2006) and Robert Hite (Miami Heat).

"I have watched Frank Haith help develop college players into NBA players... Frank knows what it takes to prepare players for the NBA, and because Frank's players are so fundamentally sound, I will always give his players strong consideration when preparing for the draft."

Lance Blanks
Assistant General Manager, Cleveland Cavaliers



"Welcome to Miami... bienvenidos a Miami." With 84 miles of Atlantic coastline, yearlong sunshine and a boasted average daily temperature of 75 degrees, it is no wonder in his hit single, Will Smith dubbed Miami "the city where the heat is on."

THE HEAT ON THE COURT

Thanks to South Florida's year-round, sports-friendly climate, Miami has a lot to offer in outdoor recreational activities. From some of the PGA's finest golf courses to almost 700 parks, there is something for everyone. With countless opportunities for kayaking, scuba-diving, fishing, beach volleyball and rollerblading, there is no excuse for going without a tan.

South Florida truly has the perfect weather for sports and is one of only eight metropolitan areas in the United States that can boast of a professional franchise in each of the four major sports. The Major League's Florida Marlins had everybody "doing the fish" when they won the World Series in 1997 and 2003. The NFL's Miami Dolphins have thrilled fans for decades at Dolphin Stadium, which hosted the Super Bowl in 1995, 1999 and 2007. Despite the warm weather, South Florida's own hockey team, the Florida Panthers, keep up on the ice. And for basketball fans, the 2006 NBA Champion Miami Heat keep things hot at the American Airlines Arena.

MIAMI IS CALIENTE

Truly a melting pot, Miami is home to a variety of cultures, creating a totally unique, vibrant cultural mosaic. With representatives of every Hispanic nation in the world, Spanish serves as a second language to most of Miami's residents. Little Havana is the heart of Miami's Cuban community, where churro vendors line the streets, the aroma of high-octane cafe Cubano fills the air and the spirit of friendly competition fills Domino Park.

The spirit of the Caribbean is alive in Little Haiti, where many Haitian artists, musicians and entrepreneurs get their start in Miami. The proud focal point of this neighborhood is the Caribbean Market, an open-air replica of Port-au-Prince's Iron Market, where Creole is the dominant language.

SIZZLING THE SILVER SCREEN

With tropical weather, a high-quality labor pool, low production costs and direct links to Latin America, Miami has become one of the most important entertainment centers in the world. Dubbed as the Latin-American Hollywood by the New York Times, such blockbusters as Big Trouble—written by Miami Herald columnist Dave Barry, Any Given Sunday, There's Something About Mary, The Birdcage and Wild Things were all filmed in Miami.

A Hollywood favorite off-screen as well, Miami is home to dozens of celebrities and even more consider it a favorite weekend getaway. Glorida and Emilio Estefan's Star Island estate and Gianni Versace's Ocean Drive mansion-turned-museum are just a couple examples of Miami's celebrity appeal. It is not uncommon to spot Sean "Diddy" Combs or Jamie Foxx dancing at a South Beach club or former president Bill Clinton playing golf at the Biltmore Hotel.

MIAMI HOT SPOTS

For shopping, dancing or just plain people watching, Miami offers several places to see and be seen.

With over 800 buildings designed in the '30s and '40s, South Beach serves as the largest collection of Art Deco architecture in the world. Celebrity-owned restaurants, like Cameron Diaz's Bambu, night clubs such as Level—based on the format of New York's Studio 54, and a medley of huge anchor stores and unique boutiques create the flavor of miami's most famous hot spot.



Coconut Grove, just a 10-minute drive from the University of Miami, is another student favorite. Built mainly by West Indian craftsmen brought in from the Bahamas, it still holds onto the Caribbean appeal its name suggests. Attracting writers, artists and non-conformists, this hub of the bohemian arts contributed to Miami's cultural renaissance. Fast-forward a century and the Grove is still one of Miami's hottest nightspots, with more than 75 cafes, restaurants and clubs that line the streets.

THE WARMTH OF CORAL GABLES, THE "CITY BEAUTIFUL"

The University of Miami campus is located in Coral Gables, dubbed the "City Beautiful". Founded by George Merrick almost a century ago, the Gables is one of Miami's most beautiful areas. The palm-lined streets are all named after European villages, each one bordered by Old Spanish style homes.

Downtown Coral Gables is bustling with the many offices of multi-national corporations, while the city's central boulevard—Miracle Mile—is home to a wide array of designer boutiques and art galleries. One Gables favorite is the Venetian Pool, a beautiful swimming lagoon carved out of coral, which features cascading waterfalls and underwater caves.

MIAMI FACTS

AVERAGE TEMPERATURE: 75 DEGREES

DAYS OF SUNSHINE: 300

MILES OF BEACHES: 84



THE ACC IN THE RPI

With a 30-19 record (including a 14-9 mark in road games) against the other five top-rated conferences, the ACC was the nation's top-rated league in the final 2007-08 regular season RPI.

The ACC has been the RPI's highest-rated conference in four of the past five years and 14 times overall since 1985.

In addition, the ACC has compiled the nation's best non-conference winning percentage, winning 78 percent (653-188) of its non-conference games.

In 2007-08, the ACC with a 30-19 mark, played more games (49) and had the best winning percentage (.619) in intra-conference regular season play among the top six conferences in the RPI (ACC, Big 12, Pac-10, Big East, Big Ten and SEC).

THE ACC IN THE POSTSEASON

Since the NCAA started assigning seeds in 1979, the ACC has produced more No. 1 seeds (27) than any other conference, has the best winning percentage as a No. 1 seed (.816) and is the only conference to have a winning record (23-21) in games versus No. 1 seeds.

Since 1981, the ACC has won more NCAA titles (8) than any other conference.

The ACC is the winningest conference in NCAA Tournament history and has had four different conference teams win 10 national titles. The ACC has not had a losing record in NCAA Tournament play in more than 20 years, and has had at least one team in the Final Four in 17 of the last 22 years.

Since 1985, the ACC has the most tournament wins (231), the best NCAA Tournament winning percentage (.668), the most Sweet 16 appearances (63), the most Regional Final appearances (34) and the most Final Four appearances (22).

In 2004, the ACC became the first, and only, conference in NCAA history to have five teams seeded four or higher in the NCAA Tournament.

In 2007-08, four ACC teams – Miami, North Carolina, Duke and Clemson – earned NCAA berths. With a 6-4 mark, the ACC extended its non-losing streak in NCAA Tournament play to 21 years in a row – the longest current streak among Division I conferences.

Overall the ACC sent eight teams into the postseason in 2007-08, including four in the NCAA Tournament. Florida State, Maryland and Virginia Tech earned NIT berths, while Virginia took part in the inaugural CBI.

THE ACC IN THE NBA

The ACC led all conferences with 53 players on NBA rosters in 2007-08. Over the past three years, a total of 33 ACC players have made their NBA debuts, including 15 in 2006, eight in 2007 and 10 in 2008.

Including the 2008 NBA Draft, the ACC has produced at least one first-round pick in 20 straight drafts. The ACC has had the most, or tied for the most, first-round picks in the NBA Draft in four of the last seven years and in10 of the last 16.

Since 1986, the ACC has produced 89 first-round selections – 17 more than the Big East and 29 more than the Pac-10 and SEC.



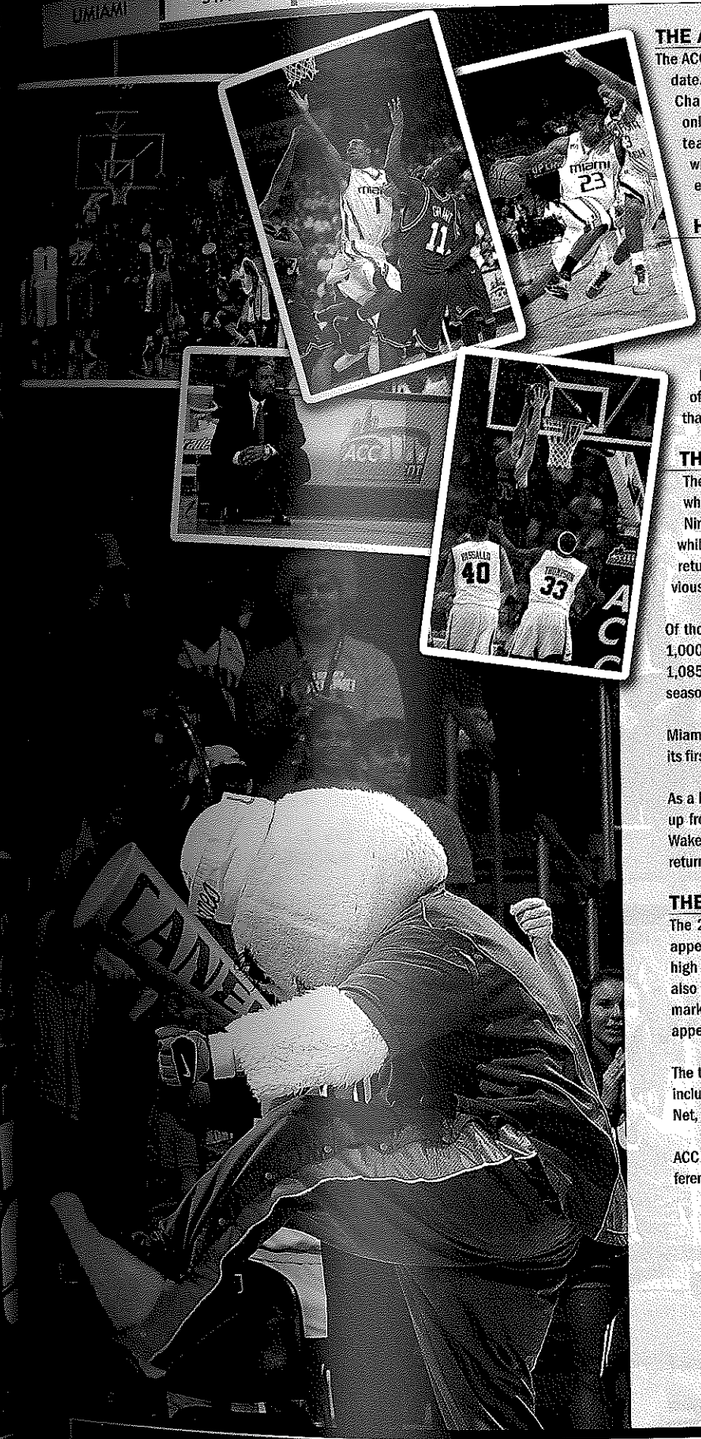

THE ACC/BIG TEN CHALLENGE

The ACC has won all nine previous ACC/Big Ten Challenges played to date. ACC teams have won 56 of the 86 games played (65%) in the Challenge, with both Duke and Boston College remaining as the only two undefeated teams in Challenge play. Nine of the ACC's 12 teams have .500-or-better records in Challenge competition, while 48 of the 86 Challenge games played to date have inlcuded at least one ranked team.

HONORING THE ACC

Since 1981, the ACC has accounted for 25 percent of the nation's consensus All-Americans. The ACC has had at least one consensus All-American in 17 of the past 18 years. Since 1981, the ACC has produced 37 consensus All-Americans – 17 more than any other conference.

In addition, the ACC has produced 16 consensus National Players of the Year since 1975 – 13 more than any other conference over that span. The ACC has also had nine unanimous selections.

THE ACC IN 2008-09

The ACC returns 11 players – including Miami's Jack McClinton – who earned first, second or third-team All-ACC honors last season. Nine different ACC teams have at least one all-conference player back, while North Carolina and Duke return two each. A year ago, the ACC returned only five players who earned all-conference honors the previous season.

Of those 11 returning All-ACC players, seven have already eclipsed the 1,000 point mark in their careers, including McClinton who has scored 1,085 points in two seasons with the Hurricanes and has 1,493 in three seasons of collegiate basketball.

Miami has produced a first, second or third-team All-ACC player each of its first four seasons in the league.

As a league, the ACC returns 43 starters (72%) for the 2008-09 season, up from 39 returning starters the previous season. North Carolina and Wake Forest each return five starters, while Miami, Duke and Virginia Tech return four.

THE ACC ON TELEVISION

The 2008-09 ACC schedule is highlighted by a record 298 television appearances by the league's 12 member schools, including an all-time high 173 appearances on national television networks. The schedule also includes a record 193 televised games involving ACC teams and marks the fifth-straight year the ACC has had more than 250 television appearances.

The teams' ACC-record 173 appearances on national television networks include 120 appearances on ESPN, ESPN2 and ESPNU, 35 on Fox Sports Net, 10 on ABC, seven on CBS and one on CBS College Sports.

ACC teams are scheduled to play a total of 25 games against 21 non-conference opponents that earned NCAA Tournament berths last season.







HURRICANE STRENGTH & CONDITIONING PROGRAM

Operating under the direction of Assistant Strength and Conditioning Coach Mac Calloway, formerly of the NBA's Orlando Magic, the UM men's basketball strength and conditioning program is designed to minimize injury risk and enhance all physical parameters, including strength, power, flexibility and cardiovascular endurance.

To help achieve this goal, the University added a $4.9 million weight room at the Athletic Center. The 12,000-square foot state-of-the-art facility houses 20 designed weight lifting stations, 17 cardiovascular machines, a stretching dumbbell and rehab station and over 44,000 pounds of weights.

The men's basketball program also benefits from a recently-completed, state-of-the weight room at the BankUnited Center. The BankUnited facility features four designed weight-lifting stations, cardiovascular machines and nearly 12,000 pounds weights.

Each year when freshmen athletes report, baseline data is collected and a weight-training program is designed. Under the guidance of the strength staff, each student-athlete's progress is closely monitored and documented.

"Mac Calloway has a tremendous amount of knowledge about the athlete's body, and his strength and conditioning programs help each individual reach their full physical potential."

Frank Haith
Head Coach, University of Miami

CHAMPIONS ARE MADE HERE

STRENGTH & CONDITIONING





INDIVIDUAL DEVELOPMENT

The backbone of the University of Miami basketball program is the coaching staff's commitment to player development. Individual workouts include drills to improve shooting, ball-handling, post moves, footwork, agility and stamina. Each individual program is developed by head coach Frank Haith and is tailored to fit the needs of each student-athlete.

PRESEASON

Preseason individual workouts begin on the first day of class in the fall. Coach Haith and the coaching staff instruct Miami players three times a week for 40 minutes, focusing on skill development and comprehension of the game. In addition, strength and conditioning coach Mac Calloway will devise a plan to improve each player's strength, agility, speed, jumping and flexibility. In the preseason, Miami players lift three times a week and speed train twice a week.

THE SEASON

During the basketball season, weightlifting is cut back to two to three times per week to ensure sufficient rest and no loss of training gains. Individual workouts concentrate on shooting, while team practices afford the Miami players the opportunity to learn and work with the entire squad and coaching staff.

POSTSEASON

Postseason workouts begin two weeks following the conclusion of the season and continue until the end of the spring semester. Coaches evaluate areas in need of team and individual improvement and compose a plan to address those needs. Miami players also lift four times a week with Calloway. Over the course of these workouts, vertical jumps increase an average of two to five inches.

SUMMER

Once the spring academic semester is finished, the Miami coaching staff's commitment to its players carries on. Student-athletes continue to lift four times per week while also improving speed and conditioning. Pick-up games involving former and current Miami and NBA players are the norm all summer long.





MEDIA EXPOSURE

TELEVISION MARKETS

- Miami is the 17th largest TV market in the nation with 1,522,960 households.
- Miami is the fourth largest TV market among ACC schools.

TOP-20 TV MARKETS

1.	New York
2.	Los Angeles
3.	Chicago
4.	Philadelphia
5.	Boston
6.	San Francisco-Oak-San Jose
7.	Dallas-Ft. Worth
8.	Washington, DC
9.	Atlanta
10.	Houston
11.	Detroit
12.	Tampa-St. Pete
13.	Seattle-Tacoma
14.	Phoenix
15.	Minneapolis-St. Paul
16.	Cleveland-Akron
17.	**MIAMI/FT. LAUDERDALE**
18.	Denver
19.	Sacramento
20.	Orlando-Daytona

ACC TV MARKETS

RK.	INSTITUTION	TV MARKET
5.	Boston College	Boston, Mass.
8.	Maryland	Washington, D.C.
9.	Georgia Tech	Atlanta, Ga.
17.	**MIAMI**	**MIAMI/FT. LAUDERDALE, FLA.**
29.	Duke, UNC, NC State	Raleigh/Durham/Chapel Hill, N.C.
35.	Clemson	Greenville/Spartanburg, SC/Asheville, N.C.
47.	Wake Forest	Greenboro/Winston-Salem, N.C.
68.	Virginia Tech	Roanoke/Lynchburg, Va.
109.	Florida State	Tallahassee, Fla./Thomasville, Ga.
186.	Virginia	Charlottesville, Va.

- Over the last seven seasons Miami has had 158 televised games including 47 nationally televised contests (ESPN, ESPN2, ABC, CBS).

RADIO MARKETS

- The Miami/Ft. Lauderdale/Hollywood, FL radio market ranks as the 12th largest in the nation and fourth among ACC schools.

TOP-20 RADIO MARKETS (METRO 12+ POPULATION)

1.	New York	15,332,000
2.	Los Angeles	10,790,100
3.	Chicago	7,698,300
4.	San Francisco	5,829,700
5.	Dallas-Ft. Worth	4,730,200
6.	Philadelphia	4,354,900
7.	Houston-Galveston	4,353,000
8.	Washington, DC	4,132,800
9.	Detroit	3,892,600
10.	Atlanta	3,860,100
11.	Boston	3,841,100
12.	**MIAMI-FT. LAUDERDALE-HOLLYWOOD**	**3,505,100**
13.	Puerto Rico	3,250,400
14.	Seattle-Tacoma	3,204,800
15.	Phoenix	2,938,500
16.	Minneapolis-St. Paul	2,632,400
17.	San Diego	2,484,900
18.	Nassau-Suffolk (Long Island)	2,393,800
19.	Tampa-St. Petersburg-Clearwater	2,262,900
20.	St. Louis	2,262,000

ACC RADIO MARKETS

RK.	INSTITUTION	RADIO MARKET	METRO 12+ POPULATION
6.	Maryland	Washington, D.C.	4,132,800
10.	Georgia Tech	Atlanta, Ga.	3,860,100
11.	Boston College	Boston, Mass.	3,841,100
12.	**MIAMI**	**MIAMI/FT. LAUDERDALE/HOLLYWOOD, FLA.**	**3,505,100**
43.	Duke, UNC, NC State	Raleigh/Durham/Chapel Hill, N.C.	1,143,700
46.	Wake Forest	Greenboro/Winston-Salem/High Point, N.C.	1,113,300
80.	Clemson	Greenville-Spartanburg, S.C.	813,700
116.	Virginia Tech	Roanoke-Lynchburg, Va.	404,000
183.	Florida State	Tallahassee, Fla.	246,400
231.	Virginia	Charlottesville, Va.	147,200

NEWSPAPER MARKETS

- The University of Miami is covered daily by three major newspapers: Miami Herald, South Florida Sun-Sentinel and Palm Beach Post.
- The Miami Herald and South Florida Sun-Sentinel rank among the nation's top-32 newspapers with regards to circulation. The Miami Herald ranks 25th with a circulation of 429,697 while the Sun-Sentinel ranks 32nd with a circulation of 359,772. The Palm Beach Post ranks 61st with a daily circulation of 217,634.
- The daily newspapers that cover UM are located in two of the top-50 newspaper markets in the nation. The Miami/Ft. Lauderdale market (Miami Herald, South Florida Sun-Sentinel) ranks as the 12th largest (pop. 3,876,380) newspaper market in the U.S., while the West Palm Beach/Boca Raton market (Palm Beach Post) ranks 44th (pop. 1,131,184).

TOP-20 NEWSPAPER MARKETS (POPULATION)

1.	New York-Northern New Jersey-Long Island	21,199,865
2.	Los Angeles-Riverside-Orange County	16,373,645
3.	Chicago-Gary-Kenosha	9,157,540
4.	Washington-Baltimore	7,608,070
5.	San Francisco-Oakland-San Jose	7,039,362
6.	Philadelphia-Wilmington-Atlantic City	6,188,463
7.	Boston-Worcester-Lawrence	5,819,100
8.	Detroit-Ann Arbor-Flint	5,456,428
9.	Dallas-Fort Worth	5,221,801
10.	Houston-Galveston-Brazoria	4,669,571
11.	Atlanta	4,112,198
12.	**MIAMI-FORT LAUDERDALE**	**3,876,380**
13.	Seattle-Tacoma-Bremerto,	3,554,760
14.	Phoenix-Mesa	3,251,876
15.	Minneapolis-St. Paul	2,968,806
16.	Cleveland-Akron	2,945,831
17.	San Diego	2,813,833
18.	St. Louis	2,603,607
19.	Denver-Boulder-Greeley	2,581,506
20.	Tampa-St. Petersburg-Clearwater	2,395,997


©2008 S-VC, Inc.
Tested in labs.
Proven by pros.
Dumped on coaches.
Gatorade
On sidelines since 1965. is it in you


miami
32
miami
33
SON PREVIEW

PRESEASON NOTEBOOK



"[Jack] McClinton is arguably the conference's best shooter and its most clutch player."

— Athlon

"Jack McClinton headlines a great trio of returning guards, and Dwayne Collins is a beast... Seven of the top nine players return from a 23-win team. Wow."

— Lindy's

"Keep an eye on: Junior forward Dwayne Collins, a physical man-child who is equally adept at altering a game with his high-flying play in the post at both ends."

— Lindy's

"Any discussion of the Hurricanes begins with senior guard Jack McClinton, one of the nation's most explosive scorers... [Jimmy] Graham, meanwhile, provides the 'Canes with a lunch-pail mentality, setting screens, scrapping for loose balls and getting on the boards."

— Lindy's

MIAMI'S PRESEASON POLL POSITION (as of 9/25/08)

In the Nation	Rank
ESPN's Andy Katz	8
Sporting News	14
Blue Ribbon	14
Fox Sports	15
Athlon Sports	15
ACC Handbook	16
CBS Sports	17
Lindy's	18
Dickie V	21

PREDICTED ACC FINISH

Athlon Sports	3
Blue Ribbon	3
Lindy's	3
ACC Handbook	4

PRESEASON PROGNOSTICATIONS

- Miami is ranked in various early preseason polls, including ESPN's Andy Katz, No. 14 by both Sporting News and Blue Ribbon College Basketball Yearbook, No. 15 by Fox Sports and Athlon, No. 16 by the ACC Basketball Handbook, No. 17 by CBS Sports, No. 18 by Lindy's and No. 21 in Dickie V's Preseason Top 40.
- The Hurricanes were picked to finish third in the ACC by Blue Ribbon and Lindy's College Basketball publications.

COMING BACK FOR THE 'CANES

- All-America candidate **Jack McClinton**, a 2007-08 All-ACC Team and All-ACC Academic Team selection, is among four returning for the Hurricanes from a 2007-08 team that finished 23-11 and advanced to the second round of the NCAA Tournament.
- Miami returns eight letter-winners, 83 percent of its scoring (including its top-five scorers) and 72 percent of its rebounding.
- In 2007-08, McClinton ranked second in the ACC in career free throw percentage (.908) and third in career three-point field goal percentage (.4332).
- McClinton led the ACC and finished third in the nation in free throw percentage, while **Lance Hurdle** was 24th... McClinton's .919 free throw percentage ranked as the third-highest percentage in ACC history.
- McClinton made 38 straight free throws to close the season, while **James Dews** has not missed a free throw since Jan. 23, making 26 straight heading into 2008-09.
- Dews started 33 of Miami's 34 games in 2007-08 and finished the season as the team's second-leading scorer with 10.3 points per game... His 7.2 points per game improvement between his freshman and sophomore seasons tied for second-best among ACC players, while his 14.4 minute per game improvement ranked fourth.
- **Jimmy Graham** and **Brian Asbury** join McClinton and Hurdle as the four seniors on the team.
- Graham posted 1.2 blocks per game in 2007-08, while Dwayne **Collins** swatted just under one per outing... Graham's 68 career blocks ties for fifth best among returning ACC players.
- Collins pulled down 6.5 rebounds per game in 2007-08 — best among Miami's returning corps... He also shot a team-high 65 percent last season and had a season-high 26-point (12-14 FGs) performance in Miami's win over Duke... **Adrian Thomas** converted 58.3 percent of his field goals in four appearances, while Graham hit 52.6 percent from the field.
- McClinton's 185 career three-pointers in two seasons at Miami ranks third most among returning players in the ACC.

BACK BY THE NUMBERS

STAT	% RETURN
Three-Pointers Returning 231, Lost 5	97.9
Assists Returning 378, Lost 73	83.8
Scoring Returning 2104, Lost 438	82.8
Free Throws Returning 469, Lost 103	82.0
Field Goals Returning 702, Lost 165	81.0
Steals Returning 157, Lost 45	77.7
Rebounding Returning 926, Lost 367	71.6
Blocked Shots Returning 94, Lost 63	59.9

ACCEPTING CHARITY

2007-08 FREE THROW %	
Jack McClinton	.919
James Dews	.907
Lance Hurdle	.881
Brian Asbury	.840
CAREER FREE THROW %	
Jack McClinton	.908
James Dews	.849
Brian Asbury	.784

PRESEASON NOTEBOOK

"So how good will the Hurricanes be?

The Hurricanes are returning nearly all of their key parts from one of the most successful teams in school history... if [Dwayne] Collins emerges as a force in the post, [DeQuan] Jones develops into one of the ACC's top freshmen, and [Jack] McClinton continues sniping successfully from long range, the Canes could spend the season elbowing North Carolina and Duke for position atop the conference standings."

— Athlon

WELCOME TO MIAMI

- The Hurricanes welcome a trio of newcomers to their 2008-09 squad in addition to a pair of players — freshman center **Julian Gamble** and junior forward Cyrus McGowan — who return to the court after redshirt seasons.
- Highly-touted true freshman **DeQuan Jones** — ranked as the nation's 11th-best small forward and 28th-best overall player by ESPN.com — averaged 15.2 points, 6.7 rebounds and 4 blocks per game en route to Class 5A Player of the Year honors by the Atlanta Journal Constitution... Also named to EA Sports' All-America Second Team and to the Parade All-America Fourth Team... The five-star recruit helped his Wheeler High School team to a No. 18 national ranking by USA Today and an appearance in the state finals.
- Freshman center **Reggie Johnson** helped lead Winston-Salem Prep to the North Carolina 1A state championship, finishing with 25 points and a state championship record 23 rebounds en route to MVP honors... The two-time All-Northwest selection led the league with 24.1 points, 16.1 rebounds and 7.1 blocks per game as a senior.
- Sophomore **Malcolm Grant** will sit out 2008-09 as a redshirt after transferring to Miami after one season with Villanova... The 6-1 point guard played in 29 games, averaging 4.5 points and 1.4 assists in 12.7 minutes per game... Posted seven double-figure scoring efforts, including a season-high 23 points versus Rutgers and 22 points in an upset of No. 13 Pitt.

DID U KNOW...

- Miami's 10-game turnaround last season (from 12-20 in 2006-07 to 23-11 in 2007-08) ties as the sixth-best single-season turnaround in the nation.
- With 22 points in the regular-season finale at Florida State, McClinton became the 29th Hurricane to score 1,000 points and just the fourth to do it in his first two seasons... He enters his senior season ranked 24th among Miami's leading scorers with 1,085 points in just two seasons for the Hurricanes... He is among seven ACC returners with more than 1,000 career points... Including his 408 points scored as a freshman at Siena, McClinton has scored 1,493 career points.
- The Hurricanes won eight of their final 12 games in 2007-08.

THE 2008-09 SCHEDULE...

- The Hurricanes will appear in at leat 10 nationally-televised games in 2008-09, with seven games broadcast on the ESPN family of channels and three on Fox Sports Net... ESPN will televise three Miami games: the ACC/Big Ten Challenge match between the Hurricanes and Ohio State at the BankUnited Center on Dec. 2, followed by Miami at Kentucky on Dec. 6 and UM's game at North Carolina on Jan. 17... The Miami-Wake Forest contest in Coral Gables on Feb. 4 will be broadcast on ESPN2... FSN will televise Miami's ACC home opener versus Clemson on Dec. 21, as well as home games versus Virginia Tech (Jan. 25) and North Carolina (Feb. 15).
- This season's 29-game slate features 14 teams that competed in the postseason last year... It includes 16 home games at the BankUnited Center and a full slate of 16 ACC contests — including home and away series with North Carolina, Maryland, Florida State, Boston College and NC State.
- The Hurricanes return to the Virgin Islands to vie for their second title in the Paradise Jam, running from Nov. 21-24... Miami previously won the tournament title in 2001... The Hurricanes open play versus Southern Miss on Fri., Nov. 21, with the opportunity to face former Big East rival Connecticut in the second round... The talent-laden tournament field also includes 2008 NCAA Tournament teams Wisconsin and San Diego, as well as Valparaiso, La Salle and Iona.
- The Hurricanes have gone 12-3 in in-season tournament play outside of the continental United States, including a 3-0 mark en route to the inaugural Puerto Rico Tip Off title last November.
- Miami plays host to Ohio State in the ACC/Big Ten Challenge on Dec. 2... It marks the third time that Miami will be participating in the Challenge, after appearances in 2005 and 2006, while it will be the seventh-straight appearance by Ohio State... The Hurricanes lead the all-time series versus the Buckeyes, 2-1, and have won two straight — including a 75-62 victory in the second round of the 2000 NCAA Tournament.

TEAM SURVEY SAYS...



Most Competitive
Jack McClinton 8
ARV: Hurdle (4)



Will surprise the most
Cyrus McGowan 5
ARV: Gamble (3), Johnson (2), Jones (2), Rios (1)



Most Intellectual
Jimmy Graham 6
ARV: Thomas (3), Hurdle (1), McGowan (1), Rios (1)



Best Singer
James Dews 7
ARV: McClinton (2), Gamble (1), Grant (1), Thomas (1)



Best Dressed
Jack McClinton 7
ARV: Graham (2), Thomas (2), Jones (1), Rios (1)



Funniest
Eddie Rios 9
ARV: Grant (1.5), Dews (1), Thomas (1), McGowan (.5)



Messiest locker
Dwayne Collins 4
Jack McClinton 4
ARV: Rios (1)



Cleanest locker
Adrian Thomas 3
ARV: Collins (1), Dews (1), Gamble (1), Hurdle (1), Johnson (1), McGowan (1)



Dominates video games
Julian Gamble 5
ARV: McClinton (3), Graham (1), Thomas (1)



Will be on a reality show
Eddie Rios 4
ARV: Asbury (2), McGowan (2), Collins (1), Dews (1), Graham (1)



Will be a head coach
Lance Hurdle 3
Adrian Thomas 3
ARV: Asbury (1), Collins (1), Dews (1), Grant (1), McGowan (1), Rios (1)

THE ACC

The Atlantic Coast Conference, now in its 56th year of competition, has long enjoyed its reputation as one of the strongest and most competitive intercollegiate conferences in the nation.

Since the league's inception in 1953, ACC schools have captured 109 national championships. NCAA individual titles have gone to ACC student-athletes 145 times in men's competition and 92 times in women's action.

If success is best measured in terms of wins and losses, then the ACC is unrivaled in NCAA annals. With North Carolina's victory over Illinois in the 2005 NCAA title game, ACC teams have captured 10 NCAA basketball championships, including six over the last 18 years.

No conference has posted a better NCAA Tournament record than the ACC since the NCAA's inaugural tournament in 1939. With an impressive 85-43 mark over the past 10 years, ACC teams have posted an NCAA Tournament-best mark of 329-164 for a sterling .667 winning percentage against the nation's toughest competition.

In the 24 years of the current 64-team field, the ACC has produced 22 Final Four teams, an average of almost one per year and five more than any other conference.

Since the 1985 NCAA Tournament when the field was expanded to 64 teams, ACC teams have been even more impressive compiling a 233-115 (.670) NCAA record, including 63 "Sweet 16" appearances and 22 Final Four berths -- all NCAA Tournament bests. Since 1985, 63 of the 120 ACC teams receiving NCAA berths have won at least two NCAA Tournament games.

Following their title run in 2005, the Tar Heels lead all ACC schools with four NCAA basketball championships to their credit. Duke has claimed three national titles, NC State two and Maryland one. The Tar Heels have captured NCAA titles in 1957, 1982, 1993 and 2005 while the Blue Devils won their third title in 2001, following back-to-back championships in 1991 and 1992. The Wolfpack walked away with the coveted crown in 1974 and 1983, while the Terps claimed the 2002 national title.

The ACC has 10 or more NCAA Tournament wins in four of the last eight years and 13 times overall and the league has not posted a losing record in NCAA Tournament play since 1987. The conference's 19-year non-losing streak in NCAA Tournament play is tops among all conferences.

Since 1981, the ACC has produced 37 consensus All-Americans -- 17 more than any other conference and has accounted for 25 percent of the nation's consensus All-Americans (37 of 146).

Seven of the last 12 and nine of the last 16 consensus National Players of the Year have come from the ACC. Since 1975, the ACC has had 16 consensus national players of the year -- 13 more than any other conference. Nine of the ACC's 16 National Players of the Year were unanimous selections.

A year ago the ACC led all conferences with 53 players on NBA rosters. In addition, over the past three years 33 ACC players have made their NBA debuts, including 15 in 2006, eight in 2007 and 10 last year.

This past June the ACC had four players selected in the annual NBA Draft. The ACC has had the most, or tied for the most, first round draft picks in four of the past seven years and in 10 of the last 16. Since 1986, the ACC has had 89 first round selections (17 more than any other conference) and has had at least one first round selection in 20 consecutive NBA Drafts.

In 2007, the ACC became the first conference in NCAA history to have 10 teams finish the season with 20-or-more wins. In addition, 10 ACC teams took part in postseason play, including an ACC record seven NCAA Tournament teams.

The ACC's 12 member schools are Miami, Boston College, Clemson, Duke, Florida State, Georgia Tech, Maryland, North Carolina, NC State, Virginia, Virginia Tech and Wake Forest.

2008-09 ACC COMPOSITE SCHEDULE

MONDAY, NOVEMBER 10
Presbyterian at Duke (ESPNU) 7

TUESDAY, NOVEMBER 11
Duke in Coaches vs. Cancer (ESPNU) 9

FRIDAY, NOVEMBER 14
NC Central at Wake Forest 7
Bucknell at Maryland 8
Gardner-Webb at Virginia Tech 8
Winston Salem State at Ga. Tech 8:30
Central Conn. State at Boston College TBA
Clemson vs. Hofstra (CSS) 9:30

SATURDAY, NOVEMBER 15
Penn at North Carolina (FSNS) 4
Florida State at Jacksonville (SUN) 7
NC State at New Orleans 7
Florida Southern at Miami 7:30
Clemson in Palmetto Classic (CSS) TBA

SUNDAY, NOVEMBER 16
VMI at Virginia (CSN) 4
Rhode Island at Duke (ESPNU) 4:30
Clemson in Palmetto Classic (CSS) TBA

MONDAY, NOVEMBER 17
Loyola-Md. vs. Boston College (ESPNU) 7
Mt. St. Mary's at Virginia Tech (CSN) 8

TUESDAY, NOVEMBER 18
Florida State at LaSalle 7
Boston College in Preseason NIT (ESPN2) 7:30
Youngstown State at Maryland 8
Kentucky at North Carolina (ESPN) 9

WEDNESDAY, NOVEMBER 19
South Florida at Virginia 7
UNC Wilmington at Wake Forest 7
Wofford at Clemson 7:30

THURSDAY, NOVEMBER 20
Virginia Tech in PR Tip-off (ESPNU) 11
Duke in Coaches vs. Cancer (ESPN2) 7
Stetson at Florida State (FSN-FL) 8

FRIDAY, NOVEMBER 21
Radford at Virginia 7
Duke in Coaches vs. Cancer (ESPN2) 7
Vermont at Maryland (CSN) 8
North Carolina at UCSB (ESPNU) 10
Miami vs. Southern Miss 1

SATURDAY, NOVEMBER 22
Boston College at St. Louis 1
Georgia Tech at Mercer 6:30
Coastal Carolina at FSU (FSN-FL) 7
Clemson at Charlotte 7
High Point at NC State TBA
Miami in Paradise Jam TBA
Virginia Tech in PR Tip-off TBA

SUNDAY, NOVEMBER 23
Montana at Duke (FSNS) 1
Miami in Paradise Jam TBA
Virginia Tech in PR Tip-off (ESPN2/ESPNU) TBA

MONDAY, NOVEMBER 24
Western Illinois at Florida State 7
Winston Salem State at Wake Forest 8
North Carolina vs. Charminade (ESPNU) 9:30
Miami in Paradise Jam TBA

TUESDAY, NOVEMBER 25
Winthrop at NC State 7
Liberty at Virginia 7
Arkansas-Pine Bluff at Georgia Tech 7:30
Savannah State at Clemson 7:30
North Carolina in Maui Invite (ESPN/ESPN2) TBA

WEDNESDAY, NOVEMBER 26
Elon at Virginia Tech 7
North Carolina in Maui Invite (ESPN/ESPN2) TBA
Boston College in Preseason NIT TBA

THURSDAY, NOVEMBER 27
CS-Fullerton vs. Wake Forest (ESPN2) 4:30
Maryland vs. Michigan State (ESPN2) 7

FRIDAY, NOVEMBER 28
Duquesne at Duke (ESPN) 3
Virginia at Syracuse 7
Jacksonville at Georgia Tech 7:30
Presbyterian at Clemson 7:30
Florida State vs. Cincinnati 10:30
Boston College in Preseason NIT TBA
Wake Forest in Anaheim Classic (ESPN2) TBA
Maryland in Old Spice Classic (ESPN) TBA

SATURDAY, NOVEMBER 29
Stetson at Miami 1
Florida State in Las Vegas Tourney 8

SUNDAY, NOVEMBER 30
UNC-Greensboro at NC State 2
UNC-Asheville at North Carolina (FSN) 6:30
Wake Forest in Anaheim Classic (ESPN2/U) TBA
Maryland in Old Spice Classic (ESPN2/U) TBA

MONDAY, DECEMBER 1
Wisconsin at Virginia Tech^ (ESPN2) 7

TUESDAY, DECEMBER 2
Iowa at Boston College^ (ESPNU) 7
Ohio State at Miami^ (ESPN) 7
Clemson at Illinois^ (ESPN2) 7:30
Duke at Purdue^ (ESPN) 9
Virginia at Minnesota^ (ESPN2) 9:30

WEDNESDAY, DECEMBER 3
Indiana at Wake Forest^ (ESPN) 7:15
Penn State at Georgia Tech^ (ESPN2) 7:30
Michigan at Maryland^ (ESPNU) 7:30
North Carolina at Michigan St.^ (ESPN) 9:15
Florida State at Northwestern^ (ESPN2) 9:30

SATURDAY, DECEMBER 6
NC State at Davidson (FSNS) 12
Vanderbilt at Georgia Tech (FSNS) 2
Bucknell at Wake Forest 2
Duke at Michigan (ESPN) 3:30
Miami at Kentucky (ESPN) 5:30
Boston College at UMass 8:30

SUNDAY, DECEMBER 7
Liberty at Clemson 3
Florida at Florida State (FSN) 6/8
Maryland vs. George Washington TBA
Virginia Tech vs. Navy TBA

TUESDAY, DECEMBER 9
Va. Tech at Georgia (FSNS/FSN-FL/CSN) 7

WEDNESDAY, DECEMBER 10
Bryant at Boston College 7

FRIDAY, DECEMBER 12
Florida International at Miami 7:30
Delaware State at Maryland (CSN) 8

SATURDAY, DECEMBER 13
Winston Salem State at NC State 2
South Carolina State at Clemson 4
Florida State at Georgia State 4
Oral Roberts at North Carolina (ESPN2) 6

SUNDAY, DECEMBER 14
USC Upstate at Boston College 1
Robert Morris at Miami 1
Illinois-Chicago at Georgia Tech 2
Longwood at Virginia Tech 4
Wright State at Wake Forest (FSN) 4

TUESDAY, DECEMBER 16
Tenn. Tech at Florida State (FSN-FL) 7
North Florida at Clemson 7:30

WEDNESDAY, DECEMBER 17
East Carolina at NC State 7
Longwood at Virginia 7
UNC-Asheville at Duke (ESPN2) 7:30
Georgia State at Georgia Tech 7:30

THURSDAY, DECEMBER 18
Charleston Southern at FSU (FSN-FL) 7
Evansville at North Carolina (ESPN) 7

FRIDAY, DECEMBER 19
Wake Forest at Richmond (ESPNU) TBA

SATURDAY, DECEMBER 20
North Carolina vs. Valparaiso (ESPNU) 2
Lipscomb at NC State 2
Duke vs. Xavier (CBS) 2
Providence at Boston College (NESN) 4
Auburn at Virginia (FSNS/CSN) 4
Virginia Tech in Holiday Festival TBA
Georgia Tech at Pepperdine TBA

SUNDAY, DECEMBER 21
Pittsburgh at Florida State (FSN) 5:30
Clemson at Miami (FSN) 7:45
Virginia Tech in Holiday Festival TBA

MONDAY, DECEMBER 22
Marquette at NC State (ESPNU) 7
American at Maryland (CSN) 7:30
Wake Forest at East Carolina (CBS-CS) 8
Georgia Tech at Southern Cal (FSN) 10:30

TUESDAY, DECEMBER 23
Maine at Boston College 1
Hampton at Virginia 7

SATURDAY, DECEMBER 27
Bryant at Maryland 2
Miami at St. John's 12

SUNDAY, DECEMBER 28
FSU vs. Western Kentucky (FSN-FL) 4
Virginia at Georgia Tech (FSN) 6:30

SUNDAY, DECEMBER 28
Rutgers at North Carolina (FSN) 7:45

MONDAY, DECEMBER 29
Loyola-Md. at NC State 7
San Francisco at Boston College 7
Va. Tech at Charleston Southern (FSNS/CSN) 7

TUESDAY, DECEMBER 30
Clemson at South Carolina (FSNS/FSN-FL) 7
Radford at Wake Forest 7
Elon at Maryland 8
Tennessee State at Georgia Tech 8:30

WEDNESDAY, DECEMBER 31
Sacred Heart at Boston College 2
North Florida at Miami (FSN-FL) 2
Towson at NC State 2
Loyola-Md. at Duke (ESPN2) 4
North Carolina at Nevada (ESPN2) 10

SATURDAY, JANUARY 3
North Carolina Central at Miami (SUN) 1
Texas A&M-Corpus Christi at FSU 2
Xavier at Virginia (CSN) 2
Georgia Tech at Alabama (FSNS/SUN) 3
Charlotte at Maryland (CSN) 4
NC State at Florida (CBS) 4
Wake Forest at Brigham Young 8
East Carolina at Clemson TBA

SUNDAY, JANUARY 4
Boston College at North Carolina (FSN) 5:30
Virginia Tech at Duke (FSN) 7:45

MONDAY, JANUARY 5
Florida Atlantic at Miami (FSN-FL) 7

TUESDAY, JANUARY 6
Georgia at Georgia Tech (FSNS) 7
Brown at Virginia (FSNS) 7
Alabama at Clemson (FSNS) 9

WEDNESDAY, JANUARY 7
Harvard at Boston College 7
Davidson at Duke (ESPN) 7
Morgan State at Maryland (CSN) 8
Coll. of Charleston at North Carolina (FSNS) 9

SATURDAY, JANUARY 10
NC State at Clemson (*Raycom) 12
Georgia Tech at Maryland (*Raycom) 12
Duke at Florida State (ESPN) 2
Virginia at Virginia Tech (RSN) 4
Miami at Boston College (ESPNU) 7

SUNDAY, JANUARY 11
North Carolina at Wake Forest (FSN) 8

TUESDAY, JANUARY 13
Florida State at NC State (ESPNU) 7

WEDNESDAY, JANUARY 14
Duke at Georgia Tech (ESPN) 7
Richmond at Virginia Tech 7
Wake Forest at BC (*Raycom) 9
Maryland at Miami (*Raycom) 9

THURSDAY, JANUARY 15
North Carolina at Virginia (ESPN/ESPN2) 9

SATURDAY, JANUARY 17
Maryland at Florida State (*Raycom) 12
Georgia Tech at NC State (*Raycom) 12
Georgetown at Duke (CBS) 1:30





HEAD COACH FRANK H

FIFTH S

THREE POSTSEASON APPEA

Frank Haith enters his fifth year at the helm of the University of Miami men's basketball program in 2008-09.

Since taking over the program on April 12, 2004 — in what then-Athletic Director Paul Dee referred to as "an important event in the evolution and history of Hurricane basketball" — Haith has met the challenge and surpassed expectations in bringing the Miami program back into the national spotlight.

Despite predictions that the Hurricanes would finish in the basement of the nation's top-ranked Atlantic Coast Conference in 2007-08 after an injury-laden 2006-07 season, Haith led the Miami men's basketball program to one of its most successful campaigns in school history, culminating in the second round of the NCAA Tournament.

With that NCAA Tournament apperance in 2008, Haith became the first coach in Miami history to take UM to the postseason in three of his first four seasons at the helm.

The team ran off 12-straight victories to open the season, including winning the inaugural Puerto Rico Tip-Off Classic and knocked off Mississippi State on the road. The Hurricanes went on to win eight of their last 12 games, highlighted by an upset of No. 4 Duke at a packed BankUnited Center and a victory over St. Mary's (Calif.) in the NCAA Tournament, en route to Miami's 10th 20-win season. The Hurricanes' 23 wins tied for second-most in school history and were the most by a Miami squad since a school-record 24 wins in 2002, while their 14 home wins was a program best.

Haith and his Hurricanes orchestrated a 10-game turnaround — among the best in the nation, as Miami moved into the nation's Top 25 for the first time since 2002, reaching as high at No. 19 during the season.

The Hurricanes finished a program-best fifth in the ACC after winning a school-record eight ACC games, and produced Miami's first First Team All-ACC selection in sharpshooter Jack McClinton.

During 2008, Haith was recognized by collegeinsider.com and the Prosser family as a finalist for the inaugural Skip Prosser Man of the Year Award, which will be presented annually to the Div... coach who best represents the high standards of the coachi... sion and wins with integrity.

"People ask me what I'll remember most about this season," sa... "Of course the Duke win was special, but I know that I will alway... ber that first NCAA Tournament win, and having the opportunity s... of the guys on the floor. No one can ever take that away from us."

After leading the Hurricanes to one of the most successful campa... Miami's 59 years fielding a men's basketball program, Haith ... new contract in April, keeping him in Coral Gables through 201...



INTO THE ACC

Haith's numerous accomplishments at the helm of the Hurrica... gram include ushering Miami into the tradition-rich Atlantic C... Conference in 2004, back-to-back postseason appearances in 20... 2006, an NCAA Tournament berth in 2008, 11 wins over nati... ranked opponents, recording the school's first National Invit... Tournament win since 1963, earning the first NIT road win in schoo... tory and advancing past the ... round of the NCAA Tourna... 2008 for the first time since...

IN FOUR SEASONS AT MIAMI, FRANK HAITH HAS GUIDED MIAMI INTO THE POSTSEASON THREE TIMES AND TO 11 WINS OVER RANKED OPPONENTS



FRANK HAITH'S HURRICANES HAVE PRODUCED A FIRST-, SECOND- OR THIRD-TEAM ALL-ACC PLAYER IN EACH OF THEIR FIRST FOUR SEASONS IN THE LEAGUE

Quickly establishing himself as one of the league's top coaches, Haith is also one of only four current ACC coaches to record 69 or more victories in their first four seasons at their respective ACC school.

Haith faced the daunting task of leading Miami into the ACC during his inaugural 2004-05 season, after taking over a UM program coming off back-to-back losing seasons, including the 2003-04 campaign in which the Hurricanes failed to qualify for the BIG EAST Tournament.

Picked to finish last in the conference in the preseason ACC media poll, Haith shocked critics while leading the Hurricanes to a 16-13 overall record, seven league victories, three wins over ranked opponents and a berth in the National Invitation Tournament. Among those three wins over ranked opponents was a thrilling 72-65 win over Florida on its homecourt — the first win for the Hurricanes in Gainesville in 41 years.

That ysar, he was honored as the National Association of Basketball Coaches District Coach of the Year, the first coach in UM history to win the award, and was a finalist for the Naismith National Coach of the Year Award.

In 2005-06, Haith built on the success of his first season as Miami posted an overall record of 18-16, marking the most victories for a UM team since the 2001-02 season, while also winning seven ACC games.

Miami also saw several program firsts under Haith during the 2005-06 campaign. In one of the more thrilling games of the year, Haith and the Hurricanes, coming off an upset over 12th-ranked Maryland, knocked off 20th-ranked North Carolina in Chapel Hill at the historic Dean Smith Center for the first time in school history.

Miami would later earn the program's first ACC Tournament victory with a win over Clemson before advancing to the postseason for the second-consecutive year with a berth into the 2006 NIT.

In the NIT, Haith guided Miami to wins over Oklahoma State and Creighton, marking just the second time in school history that a Hurricane team recorded consecutive postseason wins.

With the Hurricanes NIT appearance in 2006, Haith became just the second coach in Miami history to take UM to the postseason in his first two seasons.

In 2006-07, Haith and the Hurricanes defeated four ranked teams, marking just the second time in school history a UM team has downed four ranked opponents. It was even more impressive given that the Hurricanes fought through an injury-laden season in which eight players missed a total of 72 games.

Despite all of the success Haith's teams have seen on the court at Miami, what could be considered his greatest asset to the program is his emphasis for achievement off the court and in the classroom. In his first three years, every player — 10 total — who exhausted eligibility earned a degree from UM.

FAITH IN HAITH

HAITH COACHED PLAYERS IN THE NBA

LaMarcus Aldridge (Portland Trail Blazers)
Josh Howard (Dallas Mavericks)
T.J. Ford (Indiana Pacers)
Daniel Gibson (Cleveland Cavaliers)
Darius Songaila (Washington Wizards)
Royal Ivey (Philadelphia 76ers)
Calvin Booth (Philadelphia 76ers)

HAITH'S McDONALD'S ALL-AMERICAN RECRUITS

Rodney Rodgers (Wake Forest, 1990)
Jerald Brown (Texas A&M, 1995)
Brad Buckman (Texas, 2002)
LaMarcus Aldridge (Texas, 2004)
Daniel Gibson (Texas, 2004)
Michael Williams (Texas, 2004)







THE ACCOLADES

- 2008 Skip Prosser Man of the Year Award Finalist
- 2008 ACC Coach of the Year Runner-Up
- 2008 Alamance County (N.C.) Distinguished Service in Sports Award
- 2005 National Association of Basketball Coaches District 6 Coach of the Year – First in Miami history
- 2005 Naismith National Coach of the Year Award Finalist
- The first coach in Miami history to take three of his first four teams into the postseason
- Second most wins in a season by a Miami head coach (23) in 2008
- School-record 14 home wins in 2008
- Coached Miami to 11 wins over ranked opponents in four seasons
- In his first year at the helm, led Miami to a 72-65 win over Florida – UM's first win in Gainesville in 41 years
- Led Miami to its first win over North Carolina in Chapel Hill in 2006
- In 2008, led the Hurricanes to the NCAA Tournament for the first time since 2002 and into the second round for the first time since 2000
- Haith's Hurricanes have placed more players (6) on the ACC All-Academic Team than any other school, while Jack McClinton was the only First Team All-ACC pick in 2008 also named to the All-Academic Team
- In 2008, led Miami back into the Top 25 for the first time since 2002
- Second most wins (16) by a first-year coach in UM history
- Second head coach in UM history to take his team to the postseason in his first two years
- Guided Miami to back-to-back postseason appearances for the first time since 2002
- In 2006, led UM to both its first NIT win since 1963 and the program's first NIT road win ever
- Led Miami to its first ACC Tournament win in 2006 and to three-straight ACC Tournament Quarterfinals since then
- Graduated all 10 of his seniors in his first three years

OVER THE PAST THREE SEASONS, MIAMI HAS PLACED MORE PLAYERS (6) ON THE ACC ALL-ACADEMIC TEAM THAN ANY OTHER SCHOOL IN THE LEAG

SUCCESS BREEDS SUCCESS

Success, however, is something that has followed Haith everywhere he has coached. In his 15 seasons as an assistant at the collegiate level, he was a part of programs that won one NIT Championship, advanced to the NCAA Sweet Sixteen three times, reached one Elite Eight and one Final Four.

Haith has recruited six McDonald's All-Americans including Rodney Rodgers (1990) to Wake Forest, Jerald Brown (1995) to Texas A&M and Brad Buckman (2002), LaMarcus Aldridge (2004), Daniel Gibson (2004) and Michael Williams (2004) to Texas.

Intent on preparing players for the next level, Haith has had more than a dozen former players go on to play or be drafted in the NBA, including Aldridge (Portland Trail Blazers), Gibson (Cleveland Cavaliers), Josh Howard (Dallas Mavericks), T.J. Ford (Indiana Pacers) and former Hurricanes Robert Hite (Miami Heat) and Guillermo Diaz (Los Angeles Clippers).

Prior to taking over at Miami, Haith spent three seasons at the University of Texas under head coach Rick Barnes, where he was promoted to Associate Head Coach in April 2003. In his three seasons in Austin, Haith helped guide Texas to its winningest three-year period in school history.

During his tenure with the Longhorns, they recorded a 73-27 (.730) record while advancing to the NCAA Sweet Sixteen in 2002 and 2004 and the Final Four in 2003. The 2002-03 season marked UT's first appearance in the Final Four since 1947.

Texas was one of only five schools to reach the Sweet Sixteen from 2002-04, joining Connecticut, Duke, Kansas and Pittsburgh. Prior to Haith joining the Texas staff, the Longhorns had never made consecutive Sweet Sixteen appearances.

Haith, who was named Rivals.com Recruiter of the Year in 2004, was responsible for putting together the No. 1 recruiting class in the country in 2004, including commitments from McDonald's All-Americans Aldridge, Gibson and Williams.

While at Wake Forest, Haith was instrumental in helping lead the Demon Deacons to four consecutive postseason tournament appearances, including an NCAA Tournament berth in 2000-01. He also helped Wake Forest secure one of the nation's top recruiting classes during the 1999-2000 campaign.

The Deacons registered a 74-53 (.583) mark during Haith's four seasons in Winston-Salem. Wake advanced to the postseason NIT's second round in both 1997-98 and 1998-99, before its squad in 1999-2000 posted a 22-14 mark and to capturing the postseason NIT championship.

Prior to joining the staff at Wake Forest, Haith served one year as the associate head coach at Texas A&M (1996-97). He spent one season (1995-96) as an assistant coach at Penn State, helping the Nittany Lions to a 21-7 record. Penn State ranked as high as No. 9 in the national polls, placing second in the Big Ten Conference regular-season standings and earning the school's first NCAA Tournament bid in 31 years.

Haith worked three years (1992-93 to 1994-95) as an assistant coach at Texas A&M, and helped the Aggies secure back-to-back recruiting classes that were ranked in the Top 30 in the country. In his final two seasons in College Station, in 1994-95, Texas A&M posted a 19-11 mark, finished second in the Southwest Conference regular-season standings and reached postseason play (NIT first round) for the first time in seven years.

...AITH'S HURRICANES LEAPT INTO ...'S TOP 25 FOR THE FIRST TIME ...002

...his full-time coaching career by serving two years as an assis- ...UNC Wilmington (1990-91 to 1991-92). He also worked as a ...graduate assistant coach at Wake Forest for one season (1989-90) dur- ...Dave Odom's first year in Winston-Salem.

FROM THE BEGINNING

...graduated from Elon College in North Carolina in 1988 with a ...bachelor's degree in physical education. A Dean's List student, he ...served as a student assistant coach for two years. Following graduation, ...Haith worked as a part-time member of the Elon coaching staff while ...teaching in the public schools at nearby Western Middle School. During ...his three-year association with the Elon coaching staff, the Fighting ...Christians (now called the Phoenix) enjoyed two 20-win seasons.

Born on November 3, 1965, Haith is a native of Queens, N.Y., but grew up and went to high school at Western Alamance in Burlington, N.C. He and his wife, Pam, have one son, Corey, and one daughter, Brianna.



ON THE RECORD

YEAR-BY-YEAR RECORD

YEAR	SCHOOL	W-L	PCT.	POSTSEASON
2004-05	Miami	16-13	.552	NIT
2005-06	Miami	18-16	.529	NIT Quarterfinals
2006-07	Miami	12-20	.375	
2007-08	Miami	23-11	.676	NCAA Tournament Second Round
OVERALL	FOUR SEASONS	69-60	.535	ONE NCAA,TWO NIT APPEARANCES

COACHING EXPERIENCE

2004-Present	Miami Head Coach
2003-04	Texas Associate Head Coach
2001-03	Texas Assistant Coach
1997-2001	Wake Forest Assistant Coach
1996-97	Texas A&M Associate Head Coach
1996-96	Penn State Assistant Coach
1992-95	Texas A&M Assistant Coach
1990-92	UNC Wilmington Assistant Coach
1989-90	Wake Forest Graduate Assistant Coach
1988-89	Elon College Assistant Coach
1985-88	Elon College Student Assistant

EDUCATION

1988 Elon College
Bachelors in Physical Education

ACADEMIC EXCELLENCE

Since Frank Haith took over as head coach at Miami in 2004, 13 seniors have gone on to earn their degrees.

2004-05
Glenn Batemon – Liberal Arts
William Frisby – Liberal Arts
Brandon Okpalobi – Computer Info. Systems

2005-06
Lee Butler – Business Management
Keaton Copeland – Electrical Engineering
Gary Hamilton – Liberal Arts (Sociology)
Robert Hite – Business Management
Eric Wilkins – Liberal Arts

2006-07
Anthony Harris – Liberal Arts
Anthony King – Liberal Arts

2007-08
Landon Glover – Finance
Fabio Nass – International Studies
Jonathan Stratton – Economics/Legal Studies







ASSOCIATE HEAD COACH JORGE FERNANDE



COACHING EXPERIENCE

2007-Present	Miami Associate Head Coach
2004-07	Miami Assistant Coach
2002-04	South Alabama Assistant Coach
1995-2002	Central Florida Assistant Coach
1994-95	Miami Southridge Senior HS Head Coach
1992-94	Miami Coral Park Senior HS Head Coach
1989-91	Miami Graduate Assistant Coach
1988-89	Barry Assistant Coach

PLAYING EXPERIENCE

1981-85	Stetson Four-year Letterman
1984-85	Stetson Team MVP

EDUCATION

1991	Miami Masters in Education – Sports Administration
1985	Stetson Bachelors in Business Administration – Finance

Miami-native Jorge Fernandez enters his second season as Associate Head Coach and fifth season overall with the Hurricanes basketball program. An assistant coach at UM for three seasons prior to being appointed Associate Head Coach following the 2006-07 campaign, Fernandez is in his 16th season in the collegiate coaching ranks.

Over the past four seasons, Fernandez has helped lead UM to 11 wins over ranked opponents, an NCAA Tournament berth in 2008, back-to-back postseason appearances in 2005 and 2006, the school's first National Invitation Tournament win since 1963 and the first NIT road win in school history.

Last season, with the help of Fernandez, the Hurricanes made one of the biggest single-season turnarounds in the country – posting the second-most wins in program history (23), including a Miami-record 14 wins at home. Additionally, UM advanced to the second round of the NCAA Tournament and turned in the highest ACC finish in school history.

In 2006-07, Fernandez helped guide the Hurricanes to a school-record four wins over ranked opponents. In 2005-06, Miami knocked off a pair of ranked opponents – including UM's first win over North Carolina in Chapel Hill – en route to an 18-16 record. In addtion, the Hurricanes earned the school's first ACC Tournament win and a second consecutive postseason appearance.

Miami won two games in the 2006 NIT, defeating Oklahoma State at the BankUnited Center, the first NIT game hosted by the University of Miami, and earned a road win against Creighton – marking the Hurricanes' first NIT road win.

In his first season at Miami, Fernandez helped the Hurricanes record one of the nation's most surprising turnarounds. Miami, which was picked to finish last in the ACC, posted a 16-13 overall record, including seven league wins, three wins over ranked opponents and a berth in the National Invitation Tournament.

Fernandez, who was named one of the nation's top-25 recruiters by Rivals.com, was instrumental in landing the 2005 freshmen class which ra... 13th in the nation.

A graduate assistant at Miami for two ... head coaches Bill Foster (1989-90) ... Hamilton (1990-91), Fernandez return... after spending two seasons as an assis... University of South Alabama.

Prior to joining the South Alabama staff ... spent seven years (1995-2002) as an assis... at the University of Central Florida where ... under coach Kirk Speraw. During his tenu... Golden Knights, Fernandez helped guide ... victories and an appearance in the ... Tournament.

While at UCF, Fernandez recruited and coa... ward Joey Graham as a freshman and w... from 2000-02. Graham was the 16th overa... the Toronto Raptors in the 2005 NBA Draft.

Fernandez began his coaching career in 1989 ... assistant at Barry University in Miami.

He earned his undergraduate degree in finance ... Stetson University in 1985 and played four ye... for long-time Hatters coach Glenn Wilkes. As a ... Fernandez was the Hatters' MVP.

After earning his master's degree in sports ad... tration at Miami in 1991, he accepted his first ... coaching job at Miami's Coral Park High Sc... where he turned the program into a winner in his ... short years. In 1994, he moved to Miami's Southr... Senior High where he led the program to a 17-4... all record in 1994-95.

Fernandez was born in New York, but moved to ... Miami area as a youth. He attended Miami's ... High where he was an all-state selection and ... time team MVP.

Fernandez is married to the former Sol M... Casiano and has a three-year-old daughter Alex...





ASSISTANT COACH JAKE MORTON

...ters his second season as an assistant ... Hurricanes men's basketball program.

...s first season on the Hurricanes' staff in ... the team put together one of the biggest ...-season turnarounds in the country and posted ... second-most wins in program history (23), includ... a Miami-record 14 wins at home and a program-... ninth-place finish in the ACC. Additionally, UM ... knocked off St. Mary's in the first round of the NCAA ... tournament and advanced to the second round for ... first time since 2000.

After his inaugural season as assistant coach at his alma mater, Morton took a moment to thank the current Hurricanes for their hard work at the team's postseason banquet.

"A month ago I got to do something that I have always wanted to," noted Morton. "I want to thank these guys for taking me to a place I have always wanted to go... And to be able to do that at my alma mater – I just can't explain how great that feels."

A four-year letterwinner at Miami from 1988-93, Morton returned to his alma mater in 2007-08, following a three-year stint at James Madsion where he served as an assistant coach under Dean Keener.

Prior to joining the JMU staff in 2004, Morton served as an assistant coach at St. Francis (Pa.) from 2000-04, following a one-year stay at Bowie State during the 1999-2000 campaign.

As a player with the Hurricanes, Morton tallied 909 points, 245 rebounds and 194 assists during his UM career.

With his name scattered throughout the Hurricane record books, Morton ranks eighth all-time in UM history in three-pointers made (136), ninth in three-pointers attempted (390) and 12th in career three-point percentage (.349).

During the 1989-90 season, he recorded a team-high 45 steals while averaging 11.0 points per game as a sophomore. That same season, he garnered the team's "Hustle Award" – an honor he would earn again following the 1991-92 season – and was named the team's defensive player of the year three separate times.

Following his UM career, Morton went on to play professionally in Israel for six years.

Morton's coaching career began in New York where he served as a counselor and coach at the Five-Star Basketball Camp, which included future collegiate and NBA stars such as Richard Hamilton, Vince Carter and Stephon Marbury.

Morton graduated from UM in 1993 with a degree in general studies.

He is married to the former Robin DeVeaux and has two children, daughther Catherine (10) and son Jalen (7).





COACHING EXPERIENCE

2007-Present	Miami Assistant Coach
2004-07	James Madison Assistant Coach
2000-04	St. Francis (Pa.) Assistant Coach
1999-2000	Bowie State Assistant Coach

PLAYING EXPERIENCE

1993-99	Israel Professionally
1988-93	Miami Letterman

EDUCATION

1993	Miami Bachelors in General Studies





ASSISTANT COACH MICHAEL SCHWARTZ



COACHING EXPERIENCE

2007-Present	Miami Assistant Coach
2005-07	Miami Coordinator of Basketball Operations
2004-05	Texas San Antonio Assistant Coach
2002-04	Texas Video Coordinator
2001-02	Long Beach State Director of Basketball/Video Operations
1999-2001	Texas Graduate Assistant

PLAYING EXPERIENCE

1998-99	Texas Letterman
1994-96	Sonoma State Two-year Letterman

EDUCATION

1999	Texas Bachelors in Speech Communication



Michael Schwartz enters his second season as an assistant coach and his fourth season overall as a member of the University of Miami men's basketball program.

In Schwartz's first full season as a Hurricanes assistant in 2007-08, the team put together one of the biggest single-season turnarounds in the country and posted the second-most wins in program history (23), including a Miami-record 14 wins at home and a program-best fifth-place finish in the ACC. Additionally, UM knocked off St. Mary's in the first round of the NCAA Tournament and advanced to the second round for the first time since 2000.

Prior to becoming an assistant coach, Schwartz served as the Coordinator of Basketball Operations at UM.

In his previous capacity as Coordinator of Basketball Operations, Schwartz handled video operations, including film breakdown and opponent scouting, supervised recruiting mail outs and served as a liaison with the team's managerial staff.

Schwartz joined the Hurricane staff in 2005 after one season as an assistant coach at the University of Texas San Antonio, where he helped guide the Roadrunners to a 15-13 overall record, including a 10-6 mark in Southland Conference play.

Before joining the staff at Texas San Antonio, Schwartz served as the men's basketball video coordinator at the University of Texas for two seasons (2002-04). Schwartz played basketball at Texas in 1998-99 and was a member of the Longhorns' Big XII championship team.

Schwartz graduated from Texas in 1999 with a bachelor's degree in speech communication studies, and served as a graduate assistant at Texas from 1999 until 2001.



He left Texas in 2001-02 to join the men's bas staff at Long Beach State University. However returned to Texas as video coordinator in 200 was part of the Longhorns' run to the NCAA Fina in 2003 and the NCAA Sweet Sixteen in 2004.

He also gained experience with USA Basketball support staff member for the 2001 Young Men's Championship Trials, the 2000 USA National Team — coached by Mike Jarvis and Bob Hurley and the 2000 USA Youth Development Festival.

A native of Beverly Hills, Calif., Schwartz played giate basketball at Sonoma State University (199 before finishing his career at the University of Tex

Schwartz is married to the former Stacie Chrisman and together they have a one-year daughter, Sydney.



COHEN

DIRECTOR OF BASKETBALL OPERATIONS



EXPERIENCE

2004-Present	Miami Director of Basketball Operations
2001-04	Double Pump, Inc. Director of Operations (Chatsworth, Ca.)
1999-2001	New Mexico Director of Basketball Operations
1996-97	New York Knicks Basketball Operations Assistant

EDUCATION

1998	St. John's Bachelors in Sport Administration

...ate his fifth sea-...ctor of Basketball ...at Miami.

...pacity, Cohen oversees ...-to-day administrative ...ts of the men's basket-...program.

...joined the Hurricanes staff ...2004, after three and a half ...s serving as the Director of ...erations at Double Pump, Inc., ...sports event company in ...atsworth, Calif. Among his ...many duties at Double Pump, ...Cohen helped initiate and procure ...the corporate sponsorship initia-...tives for companies like EA Sports, ...Gatorade, Turner Construction and ...Connor Sports Flooring.

...He also organized the nationally ...recognized Collegiate Business ...Conference attended by over 300 ...collegiate administrators and ...coaches. Cohen directed all facets ...of the event, including the mailing ...of invitations and travel arrange-...ments for all guests, and was the ...primary liaison with the event's ...hotel headquarters.

...From 1999 to 2001, Cohen served ...as the Director of Basketball ...Operations at the University of ...New Mexico, overseeing the day-...to-day administrative operation of ...the men's basketball program, ...coordinating team travel, serving ...as camp administrator, acting as a ...liaison between the coaches and ...senior athletic department admin-...istrators and coordinating the ...roles of the team managers.

Cohen graduated from St. John's University in 1998 with a bachelor's degree in sport administration. As a student at St. John's, Cohen served as a team manager during the 1996-97 men's basketball season before being promoted to senior manager prior to the 1997-98 campaign.

Cohen got his start with the New York Knicks, serving as a Basketball Operations Assistant for one season (1996-97), as well as a basketball operations intern during the summers of 1993, 1994 and 1996.



TOBY LANE

ASSOCIATE DIRECTOR OF BASKETBALL OPERATIONS



EXPERIENCE

2007-Present	Miami Associate Director of Basketball Operations
2004-07	Southeast Missouri State Assistant Coach
2002-04	Oklahoma Video Coordinator
2001-02	Long Beach State Strength & Conditioning Coach
1999-2001	Central Oklahoma Assistant Coach
1997-99	Central Oklahoma Graduate Assistant Coach
1996-97	Neosho County CC (Kan.) Assistant Coach
1993-96	Goessel High School (Kan.) Head Coach

PLAYING EXPERIENCE

1988-90	Mid-America Bible College (Okla.)

EDUCATION

1999	Central Oklahoma Masters in General Education
1993	Wichita State Bachelors in Secondary Mathematics Ed.
1990	Mid-America Bible College Associates Degree

Toby Lane is in his second season as Associate Director of Basketball Operations with the University of Miami men's basketball program.

With over 10 years of collegiate experience — ranging from coaching to strength and conditioning to video production — Lane brings a wealth of knowledge to the Hurricane program.

Lane, whose duties at UM include coordinating video operations, supervising recruiting mail outs and serving as a liaison with the team's managerial staff, previously served as an assistant coach at Southeast Missouri State for three seasons.

Prior to his three-year stay at Southeast Missouri State, he served as the video coordinator at the University of Oklahoma from 2002-04. Lane was part of the staff that guided the Sooners to their third-straight Big 12 Tournament championship and an appearance in the 2003 NCAA Elite Eight.

A 1993 graduate of Wichita State, Lane's background also includes stops at Long Beach State, where he served as the strength and conditioning coach and administrative assistant from 2001-02, and the University of Central Oklahoma, where he served as an assistant coach from 1999-2001 and as a graduate assistant from 1997-99.

While at Central Oklahoma, Lane coached former NBA player Eddie Robinson, who played for the Charlotte Hornets and Chicago Bulls from 1999-2004.

Lane also served as the head coach at Goessel High School in Goessel, Kan., for three years (1993-96).



MIKE BALADO
GRADUATE ASSISTANT



Mike Balado enters his first season as a graduate assistant with the University of Miami men's basketball program.

The South Florida native spent the last three seasons at Florida Atlantic University, including the past two as an assistant coach on Rex Walters' staff.

With a strong knowledge of junior college and South Florida prep basketball, Balado was a key recruiter for FAU, with eight members of its 2006-07 recruiting class having Florida ties. In addition, his ability to speak fluent Spanish made him an invaluable resource with international recruiting.

From 2003 to 2005, Balado coached at Miami Dade College, where he helped lead the Sharks to back-to-back winning seasons, including a program-best 27-5 mark in 2004-05 en route to the Southern Conference Championship. His responsibilities included coordinating recruiting, scouting, travel and academics, while also assisting with scheduling and budgeting.

Balado was instrumental in recruiting four of MDC's 2004-05 all-conference selections, including the conference player of the year.

Prior to MDC, Balado was an assistant coach at Nova Southeastern University for the 2002-03 season.

From 2000 to 2002, Balado was an assistant coach and health instructor at Miami Southridge High School. The 2000-01 team advanced to its first regional final and competed in the state tournament. In 2001-02, Southridge won the district regular season championship.

Balado's collegiate coaching experience began at Augusta (Ga.) State University, where he served as a graduate assistant from 1998 to 2000.

EXPERIENCE

2008-Present	Miami Graduate Assistant
2005-08	Florida Atlantic Assistant Coach
2003-05	Miami Dade College Assistant Coach
2002-03	Nova Southeastern Assistant Coach
2000-02	Miami Southridge High School Assistant Coach
1998-2000	Augusta State Graduate Assistant

PLAYING EXPERIENCE

1994-98	St. Thomas

EDUCATION

2000	Augusta State Masters in Exercise & Sport Science
1998	St. Thomas Bachelors in Psychology

The native of Miami played collegiate basketball at St. Thomas University in Miami, where he was a two-year starter and captain. He earned a bachelor's degree in psychology in 1998, and added a master's of education in exercise and sport science from Augusta State in 2000.

SUPPORT STAFF



Andrea Mortley
Assistant to Coach Haith



Tiffany Thompson
Office Assistant



Anthony Eads
Head Manager



Jaime Vathielli
Graduate Manager



2008-09 Team Managers (L to R): Michael Kravitz, Jonathan [illegible], Max Myers, Anthony Eads, Aly Jaffer, Kourosh Aghdel, Jimmy [illegible], Sam Anzel

BROWN
ASSISTANT ATHLETIC TRAINER



Brown is in his second season as assistant athletic trainer for the University of Miami men's basketball team. Along with handling the daily medical needs of the team's basketball program, he also serves as the primary athletic trainer for the Hurricane women's soccer team.

Brown joined the UM Athletic Training Staff following a five-year stay at UNC Wilmington where he served as the Director of Sports Medicine for three years. While at UNCW, he served as the athletic trainer for the men's basketball program, as well as the Seahawk men's track & field team.

He is a certified Performance Enhancement Specialist and a Corrective Exercise Specialist. NBA athletic trainers and strength and conditioning specialists hold these specializations due to the effectiveness of these programs in preventing and treating athlete injuries. Since his implementation of these techniques, UM basketball athletes have only missed time due to acute injuries or illness.

A native of Jacksonville, N.C., Brown earned a bachelor's degree in athletic training from UNCW in 2000, before earning his masters in athletic training from Old Dominion in 2002.

ATHLETIC TRAINING STAFF



Scott McGonagle
Head Athletic Trainer
M.S./A.T.C.
Kansas, 1979

Kevin Blaske
Asst. Athletic Trainer
M.S./A.T.C
Tulsa, 1992

Scott Brooks
Asst. Athletic Trainer
M.S./A.T.C.
Kansas State, 2001
Oklahoma State, 2007

Kelly Donahue
Asst. Athletic Trainer
M.S.Ed./A.T.C./N.A.S.M.-P.E.S.
Duquesne, 2004

Angie Lawrence
Asst. Athletic Trainer
M.S./A.T.C.
Appalachian State, 1997



Ron LeClair
Asst. Athletic Trainer
M.S.Ed./A.T.C.
Northeastern, 2002

Joe Ochoa
Asst. Athletic Trainer
M.S./A.T.C./L.A.T.
Sacramento State, 2004
UTEP, 2007

Megan Rogers
Asst. Athletic Trainer
M.S./A.T.C, PT CSCS
SUNY Cortland, 2003

Lisa Sahagun
Asst. Athletic Trainer
M.S./A.T.C./L.A.T.
Detroit Mercy, 2006

MEDICAL STAFF



Eduardo Pineda, M.D.
Pontifica Universidad Javeriana, 1988
Orthopedics

Keith Hechtman, M.D.
Miami, 1979
Orthopedics

John Zvijac, M.D.
SUNY Buffalo, 1986
Orthopedics

Clifton Page, M.D.
Ohio State, 2003
Primary Care
Sports Medicine

Richard Mariani, D.D.S.
Miami, 1957
Dentistry



Michael Robinson, D.M.D.
Miami, 1991
Dentistry

Marco Leyte-Vidal, D.M.D.
Miami, 1982
Dentistry

Chris Mariani, D.D.S.
Emory, 1981
Dentistry

Larry Brown, D.D.S.
Columbia, 1987
Dentistry

Jim Losito, M.D.
Ca. College of Pediatric Medicine, 1985
Pediatric Med./Surgery



Jose Fernandez, M.D.
Miami, 1986
Nephrologist

George Munoz, M.D.
Mount Sinai, 1980
Internal Medicine

David Morris, M.D.
Miami, 1994
Internal Medicine

Gilbert Concepcion, M.D.
Central Eastern Univ., 1982
Cardiovascular Diseases, Cardiac Electrophysiology

Mario R. Villoch, M.D.
Miami, 1987
Cardiology

Stephen Morris, O.D.
Miami, 1961
Optometry

Elliott Grusky, D.C.
Logan College, 1977
Chiropractic

Lawrence Grusky, D.C.
Palmer College, 1980
Chiropractic



DR. LEE KAPLAN, M.D.
Team Physician



DR. JOHN URIBE, M.D.
Team Physician

MAC CALLOWAY
ASSISTANT STRENGTH & CONDITIONING COACH

The men's basketball strength and conditioning program operates under the guidance of fourth-year assistant strength and conditioning coach Mac Calloway, who also oversees the women's volleyball and men's tennis strength programs for the University of Miami.

Calloway, who is one of the few collegiate strength and conditioning coaches used to conduct testing at the NBA Combine, is a certified strength and conditioning specialist through the National Strength and Conditioning Association and is certified as a USA Weightlifting Club Coach. Last summer, he was certified as a Performance Enhancement Specialist through the National Academy of Sports Medicine.

He came to Miami in 2005 after serving a year as an assistant strength and conditioning coach at Clemson.

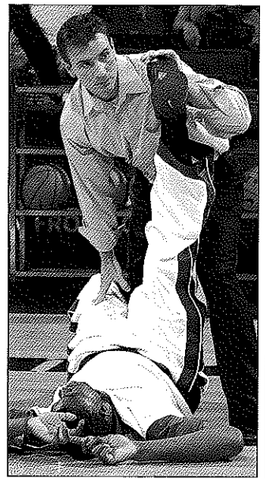



Prior to working at Clemson, Calloway worked a one-year stint at the University of Dayton where he served as the head basketball strength and conditioning coach, helping the Flyers to the Altantic-10 Championship and an automatic bid to the NCAA Tournament.

From 2000-02, Calloway gained experience in the professional ranks serving as the head strength and conditioning coach for the WNBA's Orlando Miracle and as an assistant strength coach with the NBA's Orlando Magic.

Calloway, a member of the National Strength and Conditioning Association, has conducted testing at the NBA Combine for Rookies every year since 2004.

A member of the National Academy of Sports Medicine, Calloway earned a degree in Health Science Education from the University of Florida's College of Health and Human Performance in 2000.

Calloway and the former Carrie Cohn were married in June.



Andrew Swaney
Head Strength & Conditioning Coach

Cols Colas
Strength & Conditioning Assistant

Jimmy Goins
Strength & Conditioning Assistant

Victor Ishmael
Strength & Conditioning Assistant

Andrew Klich
Strength & Conditioning Assistant

ROGER BELL
DIRECTOR OF ACADEMIC SERVICES

A 15-year veteran at the University of Miami, Roger Bell serves as the Associate Athletic Director for Academic Services. Currently overseeing the academic progress of the Miami men's basketball players, Bell also serves as the academic advisor for women's swimming/diving and men's diving, while coordinating the Life Skills Programs.

He graduated from Morehouse College in 1972 with a Bachelor of Arts degree in Education and completed a masters of Science degree in Educational Leadership at the University of Miami. Bell and his wife, Denise, have two children, Raja and Tombi.

The Hurricanes have continued to stress high standards on and off the court. In 2007-08, Jack McClinton was the only All-ACC



First Team selection to
All-ACC Academic Men
ball Team accolades.

In the last three
Hurricanes lead all
with six All-ACC Academ
Basketball Team
McClinton (2007, 2008
Graham (2006, 2007
Asbury (2006) and Adri
(2006).



David Wyman, M.S.
Assistant Athletic Director/ Academic Services

Allen Augustin
Academic Advisor

Erica Brown
Academic Advisor





BRIAN ASBURY

6-7
HEIGHT

221
WEIGHT

SENIOR
YEAR

FORWARD
POSITION

MIAMI, FLA.
HOMETOWN

SOUTH MIAMI
HIGH SCHOOL

32

BRIAN ASBURY



CAREER HIGHS

Points	22 vs. Penn (1/2/08)
FGM	8 vs. Lafayette (11/25/06)
FGA	14 vs. two opponents
3 FGM	5 vs. Lehigh (12/9/06)
3 FGA	9 vs. Mississippi St. (12/11/06)
FTM	9 vs. Binghamton (12/20/06)
FTA	10 vs. Binghamton (12/20/06)
Reb	14 at Clemson (2/28/07)
Assists	8 vs. N.C. A&T (12/23/07)
Blocks	3 vs. Lafayette (11/25/06)
Steals	4 vs. four opponents
Minutes	39 vs. Maryland (3/8/07)



AS A JUNIOR (2007-08)

Saw action in all 34 games, making 16 starts... Scored in double figures in seven of the final 12 regular-season contests and 15 times overall during the season... Third on the team with 8.8 points per game... Scored a career-high 22 points — including a season-high tying three three-pointers — and registered a career-high tying four steals in the non-conference finale versus Penn (1/2)... Finished with 15 points in win over No. 4 Duke (2/20), his highest scoring total in ACC play... Shot 4-of-7 from the field, 2-of-2 from long range and 5-of-6 from the line in the victory over the Blue Devils... Nearly matched that performance with another 4-of-7 outing in the following win against Maryland (2/23), finishing with 12 points... Also scored 12 points in the regular-season finale at Florida State (3/8)... Logged a season-high 34 minutes at NC State (1/19) in his first game off the bench, snapping a streak of 32 straight starts dating back to the 2006-07 season... Still finished third on the team, averaging 24.5 minutes per game... Tallied 11 points versus Clemson (1/27), converting 7-of-8 from the line to tie a season high for free throws made and attempted... Dished out a career-high eight assists, also tying a team- season high, in win over North Carolina A&T (12/23)... Strong outing versus Stetson (12/17), compiling 18 points (6-7 FGs, 2-2 3FGs, 4-4 FTs), nine rebounds, four assists and three steals in just 24 minutes... Converted 84.5 percent from the line, and is among four returning players that hits better than 80 percent from the line... Converted 7-of-8 from the charity stripe versus Alabama State (11/28), finishing with 15 points... Scored 16 points in the Puerto Rico Tip-Off championship game victory over Providence — hitting on 3-of-4 three-point attempts... Third among returning players in rebounding, with 4.1 per game — including pulling down a season-high nine boards twice (at FIU (12/8) and vs. Stetson (12/17).

AS A SOPHOMORE (2006-07)

Started 31-of-32 games played... Led the team in steals (46), blocks (20) and defensive rebounding (3.7)... Ranked second on the team in scoring (11.7), rebounding (5.9), free throw percentage (.762) and average minutes played (30.5)... Ranked 12th in the ACC with 6.3 rebounds per game and was seventh in the league with 1.5 steals per game in conference play... Averaged 10.7 more points per game than the previous season to rank fourth in the ACC in scoring average improvement from the 2005-06 season to the 2006-07 season... Registered … every statistical category... Scored in … 19-of-32 games played... Recorded … best 19 points on three separate oc… versus Duke (1/14)... Pulled down … rebounds at Clemson (2/28)... Scored … eight rebounds in a win over No. 21 … (12/3)... Grabbed 10 rebounds and … points in a win at No. 25 Maryland (1/10)… points with six rebounds to help UM knock… Virginia (2/21)... Netted 12 points … rebounds in an upset over fifth-seeded … ranked Maryland (3/8) in the first round … Tournament.

AS A FRESHMAN (2005-06)

Saw action in 32 games, averaging 1.0 poi… rebounds in 7.8 minutes per game... Na… 2006 ACC All-Academic Basketball Team… season-high nine points in a season-high 1… of action against Morgan State (11/19)… minutes against North Carolina A&T (11/2… ing two points, a season-high six rebounds… steals... Made his collegiate debut again… Arlington (11/13), playing 17 minutes and … seven points on 3-of-4 shooting from the field…

HIGH SCHOOL

Named Miami-Dade County Player of the Yea… received first team all-state honors after av… 27.0 points and 9.0 rebounds per game as a se… South Miami.... Also contributed 4.0 assis… steals and 2.0 blocks per game, leading his te… the regional finals... Team MVP as a senior... R… 65th in the nation by Rivals.com and Scout.co… a junior, averaged 20.0 points and 10.1 rebou… game, leading his team to the state finals… selected the preseason No. 1 player in Miami… and named to the first team at the state Final … Team captain as both a junior and senior... Sa… ty action as a sophomore, averaging 17.5 poi… 8.0 rebounds en route to a regional playoff be… team MVP honors... Scored a career-high 36 … while grabbing 12 rebounds and dishing out … assists against IMG Prep... Coached by Fred Ko…

PERSONAL

Sports administration major... Nicknamed "B-Sh… and "A.B."... Also ran cross country in high school… the court, enjoys reading and playing video g… On the honor roll as a senior in high school.

CAREER STATS

Year	GP-GS	Min-Avg.	FG-FGA	Pct.	3FG-FGA	Pct.	FT-FTA	Pct	Off-Def	Reb-Avg	PF-FO	Ast	TO	Blk	Stl	Pts
2005-06	32-0	249-7.8	11-55	.200	3-24	.125	8-15	.533	14-32	46-1.4	18-0	11	19	0	10	[illegible]
2006-07	32-31	975-30.5	133-300	.443	30-102	.294	77-101	.762	73-117	190-5.9	62-2	41	41	20	46	[illegible]
2007-08	34-16	834-24.5	95-210	.452	27-71	.380	82-97	.845	51-88	139-4.1	58-0	54	46	13	24	[illegible]
TOTAL	98-47	2,058-21.0	239-565	.423	60-197	.305	167-213	.784	138-237	375-3.8	138-2	106	106	33	[illegible]	[illegible]

GAME STATS

2005-06

OPPONENT	MIN	FG-A	3FG-A	FT-A	R	PF	A	TO	BLK	S	PTS
[illegible]	[illegible]	[illegible]	1-2	0-0	2	0	1	2	0	1	7
[illegible]	[illegible]	[illegible]	0-0	0-0	2	1	0	0	0	0	0
[illegible]	[illegible]	[illegible]	0-2	0-0	1	4	1	3	0	0	0
[illegible]	[illegible]	[illegible]	1-3	2-5	4	1	0	0	0	0	9
[illegible]	[illegible]	[illegible]	0-3	1-2	6	1	1	2	0	2	3
[illegible]	[illegible]	[illegible]	0-1	0-0	0	0	1	1	0	0	0
[illegible]	[illegible]	[illegible]	0-1	0-0	1	1	0	1	0	0	0
[illegible]	[illegible]	[illegible]	0-1	0-0	3	1	2	2	0	2	2
[illegible]	[illegible]	[illegible]	1-2	1-2	0	0	0	2	0	0	4
[illegible]	[illegible]	[illegible]	0-1	0-0	0	0	0	0	0	0	0
[illegible]	[illegible]	[illegible]	0-0	0-0	0	1	0	0	0	0	0
[illegible]	[illegible]	[illegible]	0-1	0-0	3	0	1	0	0	0	0
[illegible]	[illegible]	[illegible]	0-1	2-2	5	0	0	0	0	0	2
[illegible]	[illegible]	[illegible]	0-0	0-0	3	1	0	0	0	0	0
[illegible]	[illegible]	[illegible]	0-1	0-0	2	2	0	1	0	1	0
[illegible]	[illegible]	[illegible]	0-0	0-0	1	1	0	0	0	0	0
[illegible]	[illegible]	[illegible]	0-0	0-0	0	0	0	0	0	0	0
[illegible]	[illegible]	[illegible]	0-1	0-0	1	1	0	0	0	2	2
[illegible]	[illegible]	[illegible]	0-1	1-2	1	0	0	0	0	0	3
[illegible]	[illegible]	[illegible]	0-1	1-2	1	1	1	0	0	0	1
[illegible]	[illegible]	[illegible]	0-0	0-0	1	0	0	2	0	0	0
[illegible]	[illegible]	[illegible]	0-0	0-0	2	0	0	0	0	0	0
[illegible]	[illegible]	[illegible]	0-1	0-0	0	0	0	0	0	0	0
[illegible]	[illegible]	[illegible]	0-1	0-0	1	0	0	0	0	0	0
[illegible]	[illegible]	[illegible]	0-1	0-0	2	0	1	0	0	0	0
[illegible]	[illegible]	[illegible]	0-0	0-0	0	0	0	1	0	0	0
[illegible]	[illegible]	[illegible]	0-0	0-0	1	1	1	0	0	1	0
[illegible]	[illegible]	[illegible]	0-0	0-0	0	0	0	1	0	0	0
[illegible]	[illegible]	[illegible]	0-0	0-0	2	0	1	0	0	0	0
[illegible]	[illegible]	[illegible]	0-0	0-0	0	0	0	0	0	0	0
[illegible]	[illegible]	[illegible]	0-0	0-0	0	1	0	1	0	0	0
[illegible]	[illegible]	[illegible]	0-0	0-0	1	0	0	0	0	1	0
TOTALS	249	11-55	3-24	8-15	46	18	11	19	0	10	33

2006-07

OPPONENT	MIN	FG-A	3FG-A	FT-A	R	PF	A	TO	BLK	S	PTS
[illegible]	27	2-7	1-3	2-8	7	1	1	0	1	2	7
[illegible]	24	7-10	1-3	0-0	6	0	1	1	1	3	15
[illegible]	20	4-10	0-3	0-1	6	1	1	1	0	1	8
[illegible]	26	4-7	0-1	1-3	5	1	0	1	0	0	9
[illegible]	24	3-6	0-1	2-3	8	1	2	3	0	0	8
[illegible]	26	8-12	2-5	1-1	4	1	1	2	3	3	19
[illegible]	37	3-11	3-6	0-0	7	3	1	3	0	1	9
[illegible]	33	6-8	1-2	3-4	8	2	3	0	1	1	16
[illegible]	30	6-8	5-8	3-5	2	0	2	2	0	1	18
[illegible]	36	5-13	2-9	2-4	8	2	1	2	1	0	14
[illegible]	29	7-9	4-6	0-0	6	3	6	0	0	1	18
[illegible]	32	3-11	0-6	9-10	5	0	0	2	0	2	15
[illegible]	28	2-9	0-2	3-4	6	2	1	2	1	3	7
[illegible]	35	6-12	1-2	6-6	5	1	0	0	1	3	19
[illegible]	18	0-5	0-0	1-2	2	2	0	2	0	0	1
[illegible]	26	3-7	1-3	2-2	7	2	0	0	0	1	9
[illegible]	25	2-7	1-2	2-2	10	2	0	2	2	0	7
[illegible]	36	6-10	2-5	5-6	3	0	1	0	0	2	19
[illegible]	33	5-14	0-5	3-3	4	2	4	3	0	4	13
[illegible]	29	2-7	0-2	8-9	7	4	2	2	0	0	12
[illegible]	36	6-14	0-2	2-3	5	2	2	2	0	2	14
[illegible]	30	2-10	1-4	1-2	3	0	1	1	1	2	6
[illegible]	26	4-11	1-2	3-3	4	2	1	0	1	0	12
[illegible]	34	6-13	0-2	0-0	3	4	0	1	0	4	12
[illegible]	37	6-13	1-4	4-4	4	3	4	0	2	0	17
[illegible]	28	5-9	0-3	1-1	8	4	2	1	1	4	11
[illegible]	38	3-6	1-2	4-4	6	0	0	1	1	0	11
[illegible]	29	1-6	0-1	0-0	5	1	1	0	0	1	2
[illegible]	33	4-9	0-1	1-2	14	5	1	3	0	3	9
[illegible]	38	7-11	2-4	0-0	9	5	1	1	1	0	16
[illegible]	35	2-8	0-2	8-9	7	3	0	2	1	2	12
[illegible]	34	4-8	0-1	0-0	6	3	1	1	1	0	8
TOTALS	975	133-300	30-102	77-101	190	62	41	41	20	46	373

2007-08

OPPONENT	MIN	FG-A	3FG-A	FT-A	R	PF	A	TO	BLK	S	PTS
[illegible]	22	5-8	0-0	0-1	6	0	2	2	1	1	10
[illegible]	18	3-6	0-2	3-4	1	1	3	1	0	0	9
[illegible]	17	3-5	2-3	2-2	4	3	1	3	0	1	10
[illegible]	32	5-11	3-4	3-3	5	0	2	3	0	0	16
[illegible]	31	2-6	0-2	1-2	5	2	3	2	1	1	5
[illegible]	28	3-8	2-3	7-8	8	1	1	1	1	0	15
[illegible]	25	0-1	0-0	2-2	4	1	3	0	0	1	2
[illegible]	29	4-7	0-2	0-0	9	3	2	5	0	1	8
[illegible]	32	2-7	0-2	4-4	6	0	2	1	1	1	8
[illegible]	24	6-7	2-2	4-4	9	0	4	2	0	3	18
[illegible]	26	4-6	3-3	0-0	7	4	1	2	0	0	11
[illegible]	22	2-6	0-3	1-2	2	2	8	0	1	0	5
[illegible]	32	2-4	1-2	2-2	5	2	1	0	0	0	7
[illegible]	28	6-10	3-5	7-8	2	4	4	2	1	4	22
[illegible]	30	3-7	0-3	5-6	6	3	1	3	0	1	11
[illegible]	25	1-4	0-2	0-0	1	1	1	2	1	0	2
[illegible]	34	0-4	0-0	2-2	4	4	1	0	0	1	2
[illegible]	33	3-7	2-5	0-0	2	2	1	1	0	0	8
[illegible]	26	2-11	0-3	7-8	6	0	1	2	0	1	11
[illegible]	23	5-10	0-1	3-5	3	4	2	2	1	0	13
[illegible]	30	5-8	0-1	0-0	6	2	1	0	0	1	10
[illegible]	27	2-6	2-3	0-0	3	1	0	3	2	1	6
[illegible]	24	3-4	0-0	4-4	3	0	0	1	0	1	10
[illegible]	17	2-4	1-2	0-0	2	2	0	3	0	1	5
[illegible]	24	4-7	2-2	5-6	2	2	1	1	0	0	15
[illegible]	25	4-7	1-3	3-4	3	2	2	0	1	1	12
[illegible]	19	2-3	1-1	0-0	3	2	0	1	0	0	5
[illegible]	24	1-5	0-2	1-2	1	1	0	0	1	0	3
[illegible]	22	1-6	0-2	3-4	4	0	1	0	0	1	5
[illegible]	26	3-6	2-4	4-4	2	4	0	0	0	0	12
[illegible]	21	2-7	0-2	5-6	4	1	0	0	0	1	9
[illegible]	23	3-5	0-1	0-0	5	1	2	1	1	1	6
[illegible]	21	2-5	0-1	2-2	5	3	3	1	0	0	6
[illegible]	7	0-2	0-0	2-2	1	0	0	1	0	0	2
TOTALS	834	95-210	27-71	82-97	139	58	54	46	13	24	299

* Denotes started



Brian Asbury and Dr. Warren Whisenant, Associate Professor — Sports Management and Associate Chair — Department of Exercise and Sport Sciences





GETTING TO KNOW U

Favorite athlete: Kobe Bryant

Favorite pro sports teams: Los Angeles Lakers and Miami Heat

I hate to admit it, but I love: Beating the coaches in shooting games

My best friend on another college team: Zack Peacock (Georgia Tech)

Over the summer, I worked on: Every part of my game

The most memorable moment of my basketball career has been: Beating Duke

The best thing about playing basketball at UM is: Being around family

Other than basketball, I'm talented at: Playing video games

The farthest place from home I've been: China

On repeat on my iPod is: Rick Ross albums

When I played basketball as a kid, I pretended to be: Michael Jordan

My favorite midnight snack is: Peanut butter and jelly, milk

My first job was: Cutting grass

Now my dream job is: Playing in the NBA



JIMMY GRAHAM



6-8
HEIGHT

256
WEIGHT

SENIOR
YEAR

FORWARD
POSITION

GOLDSBORO, N.C.
HOMETOWN

CHARIS PREP
HIGH SCHOOL

00

JIMMY GRAHAM



CAREER HIGHS

Points	19 vs. Virginia (3/1/08)
FGM	7 vs. Virginia (3/1/08)
FGA	11 at Evansville (11/17/06)
3 FGM	0
3 FGA	0
FTM	6 at FIU (12/8/07)
FTA	9 vs. Virginia (3/1/08)
Reb	13 vs. Stetson (12/16/06)
Assists	2 vs. seven opponents
Blocks	5 vs. two opponents
Steals	3 vs. UNC (2/12/06)
Minutes	29 vs. two opponents



AS A JUNIOR (2007-08)

Played in 32 of Miami's 34 games, including starting the first 11 games of the season... Hit 52.6 percent from the field (71-135), the second-highest mark on the team... Shot 70.0 percent or better on eight occasions, including a 7-for-10 performance en route to a career-high 19 points in the win over Virginia (3/1)... Also set career highs in made field goals (7) and free throw attempts (9) versus the Cavaliers... Grabbed at least five rebounds 16 times and averaged 4.9 rebounds per game, second-best among returning players in 2008-09... Grabbed a season-high 12 boards against Florida State (2/6) and recorded 11 rebounds in season-opener versus Florida Southern (11/9)... His 37 blocked shots (1.2 per game) ranked second on the team and is tops among returning players, while his 68 career blocks is tied for fifth among returning ACC players... Tied his career high with five blocks in 17 minutes in win over Clemson (1/27)... Averaged 9.4 points per game over the last seven games of the season, including 7.5 points per game on 55.6-percent shooting from the field (5-9) and 1.000 shooting from the line (5-5) in the NCAA Tournament... Contributed 6.0 points per game over the season, including 6.4 points and 5.4 rebounds in ACC games... Solid outing in the first round of the NCAA Tournament versus St. Mary's (3/21), posting nine points (4-6 FGs, 1-1 FTs), seven rebounds and two blocks in 23 minutes... Had nine points, three rebounds, three blocks, two steals and two assists in win over Boston College (3/5)... Had 13 points in the ACC opener against Georgia Tech (1/12) before matching that total again at Duke (2/2) on 5-of-8 shooting from the field... Shot 5-of-6 from the field and 3-of-4 from the line in the home win versus the Yellow Jackets... With Miami down 22-10 to Georgia Tech with under eight minutes to play in the first half, scored six straight points to spark an 11-0 UM run, cutting the deficit to 22-21 with 5:23 to play in the period... Reached double-figure scoring in four ACC contests... Finished just one rebound shy of his first career double-double with 11 points and nine boards at NC State (1/19)... Averaged 18.2 minutes per game... Received "Man in Charge" and Outstanding Defender awards at team's year-end banquet.

AS A SOPHOMORE (2006-07)

Started 10-of-24 games played... Earned 2007 All-ACC Academic Team honors... Missed eight games after suffering a broken hand at Maryland (1/10)... Averaged 5.6 points and 4.0 rebounds per game... Second on the team in field goal... Scored in double figures in five... then- career-high 13 points... (12/30)... Went 6-of-7 from the... Cornhuskers... Averaged 9.3 points... over the last four games, including... rebound effort against Boston College... quarterfinals of the ACC Tournament... career-best 13 rebounds versus... Recorded a career-high five blocks, wh... points and seven rebounds to help UM... over fifth-seeded and 21st-ranked Mar... the first round of the ACC Tournament... or-more points in nine games and rec... four rebounds in 13 games.

AS A FRESHMAN (2005-06)

Played in all 34 games, starting 10... points and 2.2 rebounds in 10.6 minutes... Named to the 2006 All-ACC Academic Team... a then- career-high 10 rebounds versus... (12/10)... Scored a season-high eight... grabbed seven boards versus North... (11/22)... Added seven points, four rebounds... block and one steal in 19 minutes... Birmingham-Southern (12/3)... Recorded... blocks and three steals in 13 minutes against... Carolina (2/12)... Scored six points in 16... going 4-of-4 from the line against Morgan... (11/19)... First career start against Wisconsin-... Bay (11/15), playing a season-high 24 minutes... four points, six rebounds and two blocks in 31... utes versus Duke (3/10) in the ACC Tournament...

HIGH SCHOOL

Averaged 20.7 points, 13.8 rebounds and 4.6... per game as a senior at Charis Prep... Stowe A... Honorable-Mention All-American... Rated the... overall prospect in the nation and the No. 10... forward by Rivals.com... Rated 93rd in the... Scout.com... Averaged 18 points, 15 rebounds... eight blocks per game as a junior en route to... MVP, conference MVP and all-state honors... played tennis, baseball and football in high... Coached in basketball by Carlos Peralta.

PERSONAL

A double major in management and marketing... the court, enjoys going to church, going to the... and hanging out with his friends and family.

CAREER STATS

Year	GP-GS	Min-Avg.	FG-FGA	Pct.	3FG-FGA	Pct.	FT-FTA	Pct	Off-Def	Reb-Avg	PF-FO	Ast	TO	Blk	St
2005-06	34-10	361-10.6	24-54	.444	0-0	.000	14-31	.452	30-44	74-2.2	71-3	3	24	14	17
2006-07	24-10	428-17.8	56-104	.538	0-0	.000	23-46	.500	35-60	95-4.0	56-3	11	30	17	11
2007-08	32-11	583-18.2	71-135	.526	0-1	.000	50-86	.581	53-103	156-4.9	98-3	14	54	37	19
TOTAL	90-31	1,372-15.2	151-293	.515	0-1	.000	87-163	.534	118-207	325-3.6	225-9	28	108	68	44



Jimmy Graham and Dr. Thomas J. LeBlanc, Executive Vice President and Provost





GETTING TO KNOW U

Favorite athlete: LeBron James

Favorite pro sports team: Cleveland Cavaliers

My best friend on another college team: Luke Zeller (Notre Dame)

Over the summer, I worked on: Free throws

The most memorable moment of my basketball career has been: Competing in the NCAA Tournament

The best thing about playing basketball at UM is: We're all family

If I could play any other sport at UM, it would be: Football

The farthest place from home I've been: Australia

I wish I could: Fly

If I could spend a day with anyone, it would be: Jesus

My favorite midnight snack is: Butter noodles with cheese

My favorite thing about Miami is: Winter

When I was little, I wanted to be: Navy SEAL

My first job was: Working on a farm

Now my dream job is: Playing ball

LANCE HURDLE





6-2	HEIGHT
183	WEIGHT
SENIOR	YEAR
GUARD	POSITION
SAN DIEGO, CALIF.	HOMETOWN
HELIX	HIGH SCHOOL
SAN BERNARDINO VALLEY CC	PREVIOUS SCHOOL
1	

LANCE HURDLE



CAREER HIGHS

Points	20 vs. North Carolina (1/23/08)
FGM	7 vs. North Carolina (1/23/08)
FGA	12 vs. Texas (3/23/08)
3 FGM	3 vs. three opponents
3 FGA	5 vs. two opponents
FTM	10 vs. Boston College (3/5/08)
FTA	10 vs. Boston College (3/5/08)
Reb	7 vs. Boston College (3/5/08)
Assists	6 at Wake Forest (1/29/08)
Blocks	1 vs. two opponents
Steals	3 vs. Clemson (1/27/08)
Minutes	33 vs. NC State (3/13/08)

AS A JUNIOR (2007-08)

Saw action in all 34 games, starting 20... After starting just two games during the non-conference slate, moved into the starting lineup for the final 14 regular-season ACC contests and in UM's four postseason games... Ranked third in the ACC and 24th in the nation in free throw percentage, converting 86.5 percent from the line (96-111), third best on the squad... Tied for the team lead with 82 assists... Tied for third on the team with 9.3 points per game in ACC play, and averaged 8.0 points per game over the season... Averaged 9.0 points per game in the NCAA Tournament, second best on the team... Earned the team's "Hustlin' Cane" award at the year-end banquet... Posted double-figure scoring in 12 games, including a season-high 20 points versus North Carolina (1/23)... Converted 7-of-10 from the field and a career-high 3-of-4 from beyond the arc versus the Tar Heels... Also hit three treys versus Florida State (2/6) and Marist (11/15)... Sank key three-pointer with 9.2 seconds to go to put Miami up 94-90 and help secure win over Virginia (3/1)... Scored 19 points — his second-highest scoring output — in win over Boston College (3/5), converting a career-high 10 free throws on 10 attempts... Also set a career high with seven rebounds versus the Eagles... Contributed 11 points, including hitting 5-of-6 from the charity stripe, versus Texas (3/23) in the NCAA Tournament... Finished with 13 points in a season-high 33 minutes versus NC State (3/13) in the opening round of the ACC Tournament... Converted 9-of-10 free throws against Maryland (2/23)... Recorded 13 points, three assists and two boards in win over Duke (2/20)... Dished out a career-high six assists at Wake Forest (1/29)... Scored 14 points and grabbed a career-high three steals in win over Clemson (1/27)... Averaged 24.1 minutes per game in ACC play after an 18.8 average in the non-conference regular-season slate... Had 13 points, five rebounds and four assists vs. St. John's (12/2)... Had converted nine-straight free throws, including going 5-for-5 versus VCU (11/16), before missing first free throw of season six games in versus Alabama State (11/28)... Hit 27 of 30 free throw attempts in March (.900).

AT SAN BERNARDINO VALLEY CC (2006-07)

Foothill Conference Player of the Year after averaging 16 points, four rebounds and six assists per game at San Bernardino... Also earned first-team all-state and San Diego Union Tribune All-Academic Team honors, while guiding San Bernardino to the Foothill Conference Championship.

AT UC SANTA BARBARA (2005-06)

Appeared in 22-of-29 games as a true fr... UCSB... Averaged 1.7 points, 0.9 assists ... rebounds an outing.

HIGH SCHOOL

Averaged 24.1 points, 7.1 rebounds, 4.8 assis... 2.7 steals per game as a senior at Helix High Sch... Led Helix to the CIF San Diego Section Div... Championship with a 25-6 record... As a s... earned First Team All-San Diego County, First ... All-East County, First Team All-CIF, First Team ... Grossmont South League, First Team Division ... State and third team all-state honors... Named t... San Diego Section Division I Player of the ... Grossmont South League co-Player of the Year ... East County co-Player of the Year... Averaged ... points, 7.0 rebounds and 7.0 assists per game ... junior, helping Helix to a Grossmont South Le... title and an appearance in the CIF Playoffs... Coac... by John Singer.

PERSONAL

Majoring in entrepreneurship... Nickname i... Boogie"... Off the court, enjoys listening to musi... watching TV... Hopes to own his own business one ...



CAREER STATS

Year	GP-GS	Min-Avg.	FG-FGA	Pct.	3FG-FGA	Pct.	FT-FTA	Pct	Off-Def	Reb-Avg	PF-FO	Ast	TO	Blk	Stl	Pts
2007-08	34-20	758-22.3	73-228	.320	29-85	.341	96-111	.865	13-58	71-2.1	84-3	82	61	1	22	271

...GAME STATS

	MIN	FG-A	3FG-A	FT-A	R	PF	A	TO	BLK	S	PTS
	27	2-3		2-2	2	0	4	1	0	0	8
	18	3-8	3-5	0-0	1	3	1	1	0	0	9
	17	1-6	0-4	5-5	1	1	0	0	0	1	7
	12	1-3	0-1	0-0	1	0	1	3	0	1	2
	31	1-3		2-2	1	2	1	3	0	0	8
	19	2-7	2-4	1-2	2	2	1	0	0	1	7
	38	3-11	0-5	7-7	5	3	4	3	0	0	13
	27	3-5	1-2	1-2	0	4	2	1	0	0	4
	11	1-3	1-2	0-0	1	1	0	1	0	1	2
	21	1-4	0-0	2-2	5	2	5	2	0	1	6
	27	2-8	0-3	6-6	2	5	4	1	0	0	11
	24	2-6	1-2	2-2	3	2	5	2	0	1	11
	25	1-3	1-4	0-0	0	1	2	1	0	0	0
	18	1-4	0-2	2-2	2	2	3	0	0	1	4
	11	1-5	0-2	0-0	1	3	2	1	0	0	2
	13	1-6	0-3	4-4	2	3	2	1	0	1	13
	28	4-10	1-3	2-3	2	5	0	1	0	1	4
	21	1-7	0-1	3-4	1	3	0	3	0	1	20
	32	7-10	2-4	6-8	3	3	2	2	0	3	14
	23	1-7	2-4	0-0	0	1	6	3	0	0	8
	27	3-9	2-4	1-2	3	4	3	4	0	0	5
	20	2-8	0-0	2-2	1	3	5	4	0	0	11
	25	1-8	3-5	3-4	3	4	2	0	0	0	5
	20	1-4	0-2	3-4	3	4	2	2	0	0	8
	23	1-5	1-1	5-6	3	3	2	2	0	0	8
	28	4-7	1-1	4-4	2	3	3	3	1	0	13
	39	0-5	0-2	9-10	1	1	3	0	0	2	9
	17	1-4	0-1	1-2	0	0	1	1	0	0	3
	33	3-5	2-3	2-2	3	5	3	1	0	0	10
	31	4-8	1-4	10-10	7	3	2	3	0	2	19
	11	1-3	0-1	2-2	1	4	3	4	0	0	4
	30	1-9	1-2	6-8	6	1	5	3	0	2	13
	33	3-8	0-3	0-0	2	3	1	1	0	2	6
	21	0-6	1-3	2-2	3	2	3	5	0	1	7
	26	2-8	0-3	5-6	1	2	1	0	0	0	11
	30	3-12	0-3	5-6	1	2	1	0	0	0	11
	1	0-0		0-0	0	0	0	0	0	0	0
TOTALS		758	73-228	29-85	96-111	71	84	82	61	1	22	271

* Starter started





Lance Hurdle and EllenMarie McPhillip, Director of Business Admissions





GETTING TO KNOW U

Favorite athletes: Michael Jordan, Kobe Bryant and Chris Paul

Favorite pro sports teams: Lakers and Cowboys

I hate to admit it, but I love: To sing and dance in the mirror

Best friend on another college team: James Powell (UCSB)

Over the summer, I have worked on: Pace and coming off ball screens

The most memorable moment of my basketball career has been: Beating Duke at home

The best thing about playing basketball at UM is: The competitive nature and atmosphere

I knew I was going to be a Hurricane when: I met the coaches and players

I wish I could: Sing

The furthest place from home I've been is: Puerto Rico

A lot of people don't know: That I'm half Native American

If I could spend one day with anyone, it would be: My grandpa

I'd like to switch places for a day with: Reggie Bush

Favorite midnight snack: Kit Kats





6-1
HEIGHT

185
WEIGHT

SENIOR
YEAR

GUARD
POSITION

BALTIMORE, MD.
HOMETOWN

CALVERT HALL
HIGH SCHOOL

SOUTH KENT
PREP SCHOOL

SIENA
PREVIOUS SCHOOL

33

6-8
HEIGHT

238
WEIGHT

JUNIOR
YEAR

FORWARD
POSITION

MIAMI, FLA.
HOMETOWN

MIAMI SENIOR
HIGH SCHOOL

21



DWAYNE COLLINS

...Most Underrated Player by Athlon ...a "beast" by Lindy's.

...MORE (2007-08)

...ed 34 games, with his 18 starts coming ...4 games — including 10 straight to close ...second on the team and 13th in the ACC ...rebounds per game... Tied for fifth in the ...with 2.6 offensive boards per game... ...a team-high 55 percent of his field goals, ...fourth on the team with 8.6 points per ...instrumental in UM's home win over Duke ...scoring a team- and career-high 26 points on ...shooting from the floor en route to National ...Week honors by both ESPN.com and ...Versus the Blue Devils, set career high in ...goals, while tying season high in field ...completed... That 85.7 percent shooting perfor- ...against Duke tied for third-most efficient out- ...in ACC in 2008... Averaged 12.0 points and 7.8 ...over the last six regular-season contests... ...fifth double-digit rebounding performance ...season with 10 at Florida State (3/8) in the reg- ...season finale... Posted two of his four double-dou- ...of the season versus Clemson — scoring 18 ...and tying a season-high with 12 boards in UM's ...win over the Tigers (1/27), and then finishing ...with 11 points (5-of-7 FG) and 10 rebounds at Clemson (2/27)... Pulled down six-or-more rebounds ...in 31 of 34 games played... Followed up stellar play in ...win over Duke with 12 points in victory over Maryland ...(2/23)... Grabbed a team-high nine rebounds in the ...win over St. Mary's (3/21) in the first round of the NCAA Tournament... Logged a season-high 31 min- ...at Wake Forest (1/29), finishing with 12 points ...(6-8 FG) and six rebounds... Made first start of sea- ...son versus Penn (1/2), posting a double-double of 18 ...points and 12 boards, along with a career-high tying ...three steals... Scored in double-figures 12 times this ...season... Tied a career-high with five blocks in ACC- ...opening win over Georgia Tech (1/12)... Posted first ...double-double of the season with a 13-point, 11- ...rebound performance vs. North Florida (12/20)... ...scored seven points — including two key free throws ...with 1:12 remaining — and grabbed seven rebounds ...in win at Mississippi State... Posted a team-high 16 ...points in the win over Alabama State (11/28), shoot- ...ing 71.4 percent from the field (5-of-7)... Had 14 ...points (6-8 FGs) and nine rebounds at FIU (12/8).

AS A FRESHMAN (2006-07)

...ed 22-of-32 games played as a true freshman... ...finished second on the team in rebounding (6.5), third in field goal percentage (.538) and fifth in scoring (8.6)... Led the ACC in offensive rebounding (3.3) and ranked 10th in the league in rebounds per game (6.5)... Averaged more offensive rebounds (4.1) in conference games than any other player in the ACC... Posted 9.6 points and 7.3 boards per game in ACC play... Recorded five double-doubles on the year, second-best among all ACC freshmen... Had a team-high 44 dunks on the season — the highest individual total since the 1988-89 season... Posted a team-high seven double-digit rebounding performances and was fourth on the team with 12 double-figure scoring games... Pulled down 12-or-more boards in six games, including a 14-rebound effort against Virginia (2/21)... Scored 10 points and grabbed 12 rebounds against FIU (11/11) in his UM debut, becoming the first Hurricane to record a double-double in a debut since 1986... Scored a season-high 24 points at Boston College (1/16), marking the highest scoring output by a Hurricane freshman since Darius Rice registered a 28-point outing against Villanova Feb. 17, 2001... Averaged 18.0 points and 8.5 rebounds in road games at Boston College (1/16) and Florida State (1/20) en route ACC Co-Rookie of the Week honors (1/22), becoming the first UM player in Miami history to garner ACC Rookie of the Week distinction... Hit a career-high 10 field goals at Boston College (1/16)... Scored 12 points with 12 rebounds to help lead UM to an upset over fifth-seeded and 21st-ranked Maryland (3/8) in the first round of the ACC Tournament... Averaged 10.2 points and 9.8 rebounds over the last nine games of the season.

HIGH SCHOOL

An all-state and All-Dade County selection as a junior and senior at Miami Senior... Averaged 24 points, 13 rebounds, three assists and two blocks per game as a senior... Helped lead Miami Senior to the state title as a junior, averaging 18 points, 11 rebounds and four blocks... Rated the 82nd best prospect in the nation prior to his senior season by scouthoops.com... Ranked 65th in the nation by The Sporting News... Selected high school honorable mention All-American and All-Metro (Miami) by Street & Smith... Coached by Marcus Carreno.

PERSONAL

Nickname is "DC"... Sports administration major.



CAREER HIGHS

Points	26 vs. Duke (2/20/08)
FGM	12 vs. Duke (2/20/08)
FGA	18 at Boston College (1/16/07)
3 FGM	–
3FGA	–
FTM	6 vs. Alabama State (11/28/07)
FTA	9 vs. Alabama State (11/28/07)
Reb	14 vs. Virginia (2/21/07)
Assists	3 vs. three opponents
Blocks	5 vs. two opponents
Steals	3 vs. two opponents
Minutes	38 vs. two opponents

CAREER STATS

Yrs	GP-GS	Min-Avg.	FG-FGA	Pct.	3FG-FGA	Pct.	FT-FTA	Pct	Off-Def	Reb-Avg	PF-FO	Ast	TO	Blk	Stl	Pts-Avg
[illegible]	32-22	806-25.2	106-197	.538	0-0	.000	62-107	.579	105-102	207-6.5	83-3	20	46	18	20	274-8.6
[illegible]	34-18	679-20.0	120-218	.550	0-0	.000	54-108	.500	88-132	220-6.5	62-0	14	46	32	18	294-8.6
[illegible]	66-40	1,485-22.5	226-415	.545	0-0	.000	116-215	.540	193-234	427-6.5	145-3	34	92	50	38	568-8.6

GAME-BY-GAME STATS

2006-07

OPPONENT	MIN	FG-A	3FG-A	FT-A	R	PF	A	TO	BLK	S	PTS
FIU	20	5-9	0-0	0-0	12	3	0	3	1	2	10
ALCORN ST.	16	4-7	0-0	1-4	3	2	2	0	1	1	9
ACE-annville	20	5-7	0-0	4-5	8	3	0	1	1	1	14
vs Buffalo	16	1-2	0-0	0-0	4	1	2	1	0	1	2
vs Cleveland St.	12	0-1	0-0	3-4	3	3	0	1	0	0	3
LAFAYETTE	16	2-3	0-0	2-4	4	2	3	2	0	3	6
at Northwestern	1	0-1	0-0	0-2	2	1	0	0	0	0	0
GEORGIA TECH	24	3-4	0-0	0-2	6	5	0	1	0	2	6
LEHIGH	20	1-2	0-0	0-0	7	2	1	0	1	2	2
MISSISSIPPI ST.	29	7-10	0-0	0-0	6	2	0	1	5	0	14
STETSON*	22	3-4	0-0	2-2	2	1	0	0	1	0	8
BINGHAMTON*	21	1-3	0-0	1-2	5	1	0	1	1	0	3
at Louisville*	35	8-9	0-0	5-7	8	1	0	4	1	0	17
vs Nebraska*	23	4-6	0-0	0-0	6	3	0	2	0	1	8
at Massachusetts*	34	1-3	0-0	3-6	5	1	0	3	0	2	5
WAKE FOREST*	21	2-3	0-0	3-4	4	3	0	0	0	0	7
at Maryland*	23	6-9	0-0	2-3	12	5	0	1	1	1	14
DUKE*	23	1-2	0-0	4-8	2	3	2	3	1	0	6
at Boston College*	31	10-18	0-0	4-5	13	3	0	2	0	0	24
at Florida State*	33	4-8	0-0	4-8	4	1	1	1	1	0	12
VIRGINIA TECH*	17	1-1	0-0	2-2	4	4	0	2	0	0	4
at North Carolina*	20	1-5	0-0	0-0	2	5	1	0	0	0	2
at Virginia*	31	2-7	0-0	2-2	8	4	1	1	1	0	6
BOSTON COLLEGE*	38	5-11	0-0	1-2	13	2	3	2	0	0	11
NC STATE*	21	3-4	0-0	3-6	10	4	0	2	0	2	9
at Wake Forest*	33	3-5	0-0	3-4	5	3	0	0	0	0	9
VIRGINIA*	33	4-12	0-0	3-5	14	4	3	3	1	1	11
at Virginia Tech*	38	4-8	0-0	3-7	6	2	0	3	0	0	11
at Clemson*	25	6-10	0-0	0-1	6	4	1	1	0	0	12
FLORIDA STATE*	31	3-6	0-0	3-8	9	3	0	1	0	0	9
vs Maryland*	33	4-10	0-0	4-6	12	1	0	2	0	1	12
vs Boston College*	36	4-7	0-0	0-0	3	1	0	2	1	0	8
TOTALS	806	106-197	0-0	62-107	207	83	20	46	18	20	274

2007-08

OPPONENT	MIN	FG-A	3FG-A	FT-A	R	PF	A	TO	BLK	S	PTS
FLORIDA SOUTHERN	18	6-8	0-0	1-6	6	3	0	6	1	0	13
vs. Marist	18	4-6	0-0	1-3	4	3	1	2	0	0	9
vs. VCU	12	1-3	0-0	0-0	3	0	0	1	0	0	2
vs. Providence	14	1-4	0-0	0-0	4	1	0	1	0	0	2
MORGAN STATE	20	3-8	0-0	2-7	7	1	1	0	1	1	8
ALABAMA STATE	21	5-7	0-0	6-9	6	4	0	2	3	0	16
ST. JOHN'S	18	3-5	0-0	2-4	36	2	0	2	0	1	8
at FIU	20	6-8	0-0	2-6	9	1	1	2	1	0	14
at Mississippi State	16	2-5	0-0	1-4	7	1	0	1	0	0	7
STETSON	20	4-5	0-0	2-5	6	1	0	2	0	1	10
NORTH FLORIDA	26	4-9	0-0	5-10	11	1	2	2	0	1	13
NC A&T	20	5-8	0-0	2-3	4	3	0	0	3	1	12
vs. Winthrop	16	1-3	0-0	1-2	4	0	1	1	1	0	3
PENN*	25	7-10	0-0	4-6	12	2	0	1	2	3	18
GEORGIA TECH*	18	2-3	0-0	1-3	5	1	0	1	2	0	5
at Boston College*	20	4-9	0-0	0-0	8	2	1	2	0	1	8
at NC State	15	3-5	0-0	0-0	7	3	0	2	0	1	6
NORTH CAROLINA	20	3-8	0-0	2-2	4	2	0	1	2	0	8
CLEMSON*	28	9-11	0-0	2-2	12	1	0	1	0	1	18
at Wake Forest*	31	6-8	0-0	0-3	6	1	0	1	2	0	12
at Duke*	9	0-0	0-0	2-4	4	1	0	0	0	0	2
FLORIDA STATE*	20	2-6	0-0	0-1	5	1	0	1	0	0	4
at Virginia Tech*	19	3-7	0-0	2-2	5	0	0	2	1	2	8
at Georgia Tech	19	1-5	0-0	4-4	7	2	1	2	1	0	6
DUKE*	29	12-14	0-0	2-3	7	2	0	3	0	2	26
MARYLAND*	26	6-11	0-0	0-0	6	2	2	1	1	1	12
at Clemson*	29	5-7	0-0	1-2	10	3	1	1	0	0	11
VIRGINIA*	21	4-7	0-0	0-1	7	4	1	1	2	0	8
BOSTON COLLEGE*	29	4-9	0-0	1-1	7	2	0	1	2	1	9
at Florida State*	20	2-4	0-0	2-3	10	4	0	1	0	0	6
vs. NC State*	18	1-4	0-0	0-0	2	2	0	1	1	0	2
vs. Virginia Tech*	14	0-4	0-0	0-2	5	1	0	1	1	0	0
vs. St. Mary's*	16	1-5	0-0	0-2	9	2	0	1	0	0	2
vs. Texas*	15	1-3	0-0	4-6	5	0	1	0	0	0	6
TOTALS	679	120-218	0-0	54-108	220	62	14	46	32	18	294

* Games started



Dwayne Collins and David Steinberg, Director of Debate and Lecturer – Communication







GETTING TO KNOW U

Favorite athlete: Kevin Garn

Favorite pro sports team:
Miami Heat

Over the summer, I worked on:
All around game

The best thing about playing ba
ball at UM is: It's home

I knew I was going to be a Hurri
when: They joined the ACC

If I could play any other sport at U
it would be: Baseball

Other than basketball, I am [illeg]
at: Making Jack mad

The farthest place from home I'v
been: Seattle

I wish I could: Fly

A lot of people don't know that I
Love Disney movies

If I could spend a day with anyo
would be: Stacey Dash

On repeat on my iPod is: "Don't
Work U Don't Eat" by Mike Jon

My favorite midnight snack is:
Cookies and milk

Favorite spot on campus:
My apartment and the gym

My dream job: Lawyer



6-4
HEIGHT

209
WEIGHT

JUNIOR
YEAR

GUARD
POSITION

CINCINNATI, OHIO
HOMETOWN

LAKOTA EAST
HIGH SCHOOL

23

JAMES DEWS



CAREER HIGHS

Points	20 vs. Ga. Tech (1/12/08)
FGM	7 vs. Ga. Tech (1/12/08)
FGA	16 vs. Ga. Tech (1/12/08)
3 FGM	4 vs. two opponents
3 FGA	9 vs. two opponents
FTM	8 vs. NC State (3/13/08)
FTA	8 vs. NC State (3/13/08)
Reb	6 vs. three opponents
Assists	6 vs. Penn (1/2/08)
Blocks	3 vs. Providence (11/18/07)
Steals	4 at Evansville (11/17/06)
Minutes	36 vs. two opponents

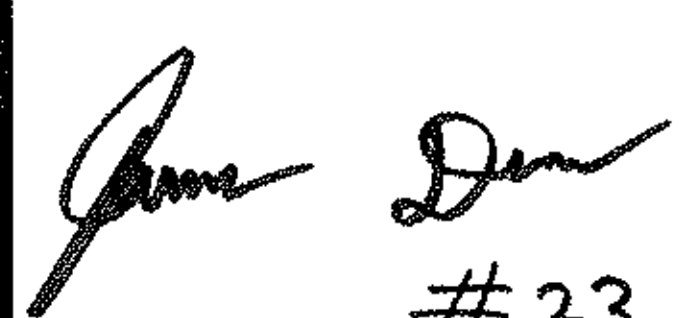

AS A SOPHOMORE (2007-08)

Started 33 straight games, including first career start versus Marist in the second game of the season... Second on the team in scoring with 10.3 points per game, including 1.7 three-pointers per contest... Scoring improvement (+7.2 points per game between freshman and sophomore campaigns) tied for second best in the ACC, while his minutes per game improvement (+14.4) ranked fourth in the league... Named team's Most Improved Player at year-end banquet... Played at least 30 minutes in 8-of-16 regular season ACC contests... Saw a career-high 36 minutes on the court twice — in an overtime game at Florida State (3/8) and versus Texas (3/23) in the second round of the NCAA Tournament... Averaged 28.5 minutes per game — second most on the team... Sank a career-high four three-pointers twice, and hit three-or-more treys 10 times — including a five-game stretch from 12/13-12/29 in which he shot 44.7 percent from long range... For the season, converted 37.2 percent from beyond the arc... Scored in double figures in 18-of-34 games... Posted a team-leading 2.2 assist/turnover ratio (61 assists, 28 turnovers)... Made 31-of-32 free throw attempts against ACC opposition (96.9), including 26 straight to close the season... For the season, shot 90.7 percent from the charity stripe (49-54) — second-best on the squad... Converted a career-best 8-of-8 from the line versus NC State (3/13) in the opening round of the ACC Tournament... Finished with 14 points and five rebounds in that win... Posted top performance as a Hurricane in the ACC opener against Georgia Tech (1/12) with a career-high 20 points, while also setting career highs in made field goals (7) and field goals attempts (16)... Scored 16 of his 20 points in the second half versus the Yellow Jackets... Scored 13 points, on 5-of-7 shooting, and grabbed four boards in victory over Maryland (2/23)... Finished with a team-high 15 points (5-of-6 FG, 3-of-4 3FG) and added three rebounds at Duke (2/2)... Grabbed a career-high tying six boards versus Florida State (2/6)... Finished with 15 points at Boston College (1/15)... Grabbed a season-high three steals twice — in the season-opener versus Florida Southern (11/9) and at Wake Forest (1/29)... Dished out a career-high six assists versus Penn (1/2)... Dropped 17 points and put up a career-high three blocks in the Puerto Rico Tip-Off championship win over Providence (11/8)... Scored 16 points versus North Carolina A&T (12/23)... Shot 60.0 percent or better from the field seven times — including converting 5-of-6 field goals at Duke for a season-best 83.3-percent performance.

AS A FRESHMAN (2006-07)

Appeared in more games (31) and ... minutes per game (14.1) than any ... Averaged 3.1 points and 1.8 rebounds ... the season, and averaged ... rebounds in ACC play... One of only ... team to play in 31 or more games... ... high 10 points at Virginia (2/3), hitting ... 4 attempts from the floor... Pulled ... high six rebounds in an upset on the road ... Maryland (1/10)... Scored nine points ... versus Nebraska (12/30)... Averaged ... and 4.8 points over the last four games ... son... Scored five-or-more points in eight ... had three or more rebounds in nine ... Recorded at least three field goals in five ...

HIGH SCHOOL

The Lakota East graduate was a high school ... able mention All-American by Street & Smith's ... as a Nike All-American... Ranked in the top ... Lindy's, Athlon and Scout.com... Averaged ... points, 4.4 rebounds, 2.0 assists and 2.0 ... game as a senior... Greater Miami Conference ... of the Year, District Player of the Year, Butler ... Player of the Year, Southwest Ohio Division ... the Year, Cincinnati Basketball Hall of Fame ... I Player of the Year and Cincinnati Enquirer ... the Year... Division I All-Ohio First Team ... the Associated Press... First team all-state ... and all-conference... McDonald's All-American ... nee... Lakota East's all-time leader in scoring, ... rebounds and steals... Led all of Cincinnati ... ing... High school retired his jersey (23) on ... 10, 2006... Team captain as a junior and senior ... state third team pick as a sophomore and honorable ... mention selection as a freshman... All-conference ... first team honoree as a freshman and sophomore ... Led conference in scoring as sophomore and ... second as a freshman... Coached by Wally ...

PERSONAL

Nicknames are "JD" and "Dewsy"... Off ... enjoys going to the movies and playing video ... Would like to become a high school ... coach after his basketball career is over... ... (Sociology) major.

CAREER STATS

Year	GP-GS	Min-Avg.	FG-FGA	Pct.	3FG-FGA	Pct.	FT-FTA	Pct	Off-Def	Reb-Avg	PF-FO	Ast	TO	Blk	[illegible]
2006-07	31-0	438-14.1	37-108	.343	16-58	.276	7-12	.583	19-38	57-1.8	45-1	10	7	1	[illegible]
2007-08	34-33	968-28.5	121-283	.428	58-156	.372	49-54	.907	25-73	98-2.9	87-4	61	28	8	[illegible]
TOTAL	**65-33**	**1,406-21.6**	**158-391**	**.404**	**74-214**	**.346**	**56-66**	**.848**	**44-111**	**155-2.4**	**132-5**	**71**	**35**	**9**	[illegible]

[illegible] STATS

Opponent	MIN	FG-A	3FG-A	FT-A	R	PF	A	TO	BLK	S	PTS
[illegible]	[illegible]	[illegible]	0-2	0-0	3	0	0	0	0	0	2
[illegible]	[illegible]	[illegible]	1-2	2-2	1	2	0	1	0	2	5
[illegible]	[illegible]	[illegible]	0-2	1-2	1	0	0	0	0	4	1
[illegible]	[illegible]	[illegible]	0-1	0-0	2	1	0	0	0	0	2
[illegible]	[illegible]	[illegible]	0-1	0-0	0	1	0	0	0	0	0
[illegible]	[illegible]	[illegible]	0-3	0-0	4	0	0	0	0	0	4
[illegible]	[illegible]	[illegible]	0-2	0-0	2	0	0	0	0	0	0
[illegible]	[illegible]	[illegible]	0-0	0-0	0	1	2	1	0	2	0
[illegible]	[illegible]	[illegible]	1-2	0-0	0	0	1	1	0	1	3
[illegible]	[illegible]	[illegible]	0-1	0-0	0	1	0	0	0	0	0
[illegible]	[illegible]	[illegible]	2-2	0-2	3	1	2	0	0	1	8
[illegible]	[illegible]	[illegible]	0-1	0-0	2	0	0	0	0	0	2
[illegible]	[illegible]	[illegible]	0-2	0-0	4	3	1	0	0	0	0
[illegible]	[illegible]	[illegible]	3-7	0-0	1	1	0	0	0	1	9
[illegible]	[illegible]	[illegible]	0-1	0-0	2	0	0	0	0	0	0
[illegible]	[illegible]	[illegible]	1-2	0-0	1	2	0	0	0	0	3
[illegible]	[illegible]	[illegible]	1-1	0-0	6	2	0	0	0	1	3
[illegible]	[illegible]	[illegible]	0-1	0-0	0	0	0	0	0	1	0
[illegible]	[illegible]	[illegible]	0-1	0-0	2	0	0	0	0	1	0
[illegible]	[illegible]	[illegible]	2-4	0-0	4	1	1	2	0	0	8
[illegible]	[illegible]	[illegible]	0-1	1-2	3	4	0	0	0	1	3
[illegible]	[illegible]	[illegible]	1-3	2-2	0	3	0	0	0	1	7
[illegible]	[illegible]	[illegible]	2-2	0-0	5	0	0	0	0	0	10
[illegible]	[illegible]	[illegible]	0-2	0-0	1	3	1	0	0	0	0
[illegible]	[illegible]	[illegible]	0-1	0-0	1	1	0	0	0	0	2
[illegible]	[illegible]	[illegible]	0-0	0-0	0	3	0	0	0	0	4
[illegible]	[illegible]	[illegible]	0-3	0-0	2	3	0	1	0	0	2
[illegible]	[illegible]	[illegible]	0-1	0-0	0	5	1	1	0	0	2
[illegible]	[illegible]	[illegible]	1-2	1-2	0	3	0	0	0	1	6
[illegible]	[illegible]	[illegible]	1-3	0-0	5	3	1	0	1	1	5
[illegible]	[illegible]	[illegible]	0-2	0-0	2	1	0	0	0	1	6
[illegible]	438	37-108	16-58	7-12	57	45	10	7	1	19	97

Opponent	MIN	FG-A	3FG-A	FT-A	R	PF	A	TO	BLK	S	PTS
[illegible]	[illegible]	6-10	3-5	0-0	4	3	3	2	0	3	15
[illegible]	[illegible]	3-6	3-5	2-2	5	4	1	1	1	0	11
[illegible]	[illegible]	2-8	1-3	0-0	2	5	1	4	0	1	5
[illegible]	[illegible]	5-10	3-7	4-5	2	2	2	1	3	0	17
[illegible]	[illegible]	4-6	2-3	0-0	2	1	1	0	0	1	10
[illegible]	[illegible]	2-6	1-2	3-4	4	3	3	1	0	1	8
[illegible]	[illegible]	2-8	2-5	5-6	3	1	0	1	1	0	11
[illegible]	[illegible]	5-8	2-3	2-2	1	5	1	1	0	0	14
[illegible]	[illegible]	3-6	3-7	0-0	3	3	2	0	0	0	9
[illegible]	[illegible]	5-11	4-6	0-0	0	1	0	0	0	0	14
[illegible]	[illegible]	4-11	3-7	0-0	2	2	2	0	0	2	11
[illegible]	[illegible]	6-14	4-9	0-0	2	3	1	1	1	1	16
[illegible]	[illegible]	4-14	3-9	1-1	2	2	3	0	0	0	12
[illegible]	[illegible]	2-6	1-4	1-2	3	1	6	1	0	0	6
[illegible]	[illegible]	7-16	2-8	4-4	3	2	1	0	1	1	20
[illegible]	[illegible]	6-14	3-9	0-0	2	4	0	0	0	0	15
[illegible]	[illegible]	1-5	0-1	0-0	3	2	3	0	0	0	2
[illegible]	[illegible]	4-9	1-6	1-2	4	1	5	2	0	0	10
[illegible]	[illegible]	2-10	0-3	2-2	4	4	2	1	0	0	6
[illegible]	[illegible]	3-5	1-3	0-0	1	1	2	0	0	3	7
[illegible]	[illegible]	5-6	3-4	2-2	3	4	0	0	0	0	15
[illegible]	[illegible]	2-8	0-4	4-4	6	5	1	0	0	2	8
[illegible]	[illegible]	3-5	1-2	0-0	3	2	1	1	0	2	7
[illegible]	[illegible]	3-7	1-6	4-4	2	4	1	2	0	2	11
[illegible]	[illegible]	3-8	0-3	0-0	4	5	4	2	0	2	6
[illegible]	[illegible]	5-7	1-2	2-2	4	1	2	0	0	1	13
[illegible]	[illegible]	4-9	1-3	2-2	2	3	1	0	0	0	11
[illegible]	[illegible]	3-6	1-3	2-2	2	0	1	1	0	1	9
[illegible]	[illegible]	2-6	2-5	0-0	1	1	2	2	0	0	6
[illegible]	[illegible]	2-8	1-6	0-0	6	3	5	1	0	0	5
[illegible]	[illegible]	3-7	0-2	8-8	5	2	0	0	1	0	14
[illegible]	[illegible]	3-9	2-5	0-0	2	2	0	1	0	2	8
[illegible]	[illegible]	4-7	1-2	0-0	3	3	1	0	0	1	9
[illegible]	[illegible]	3-7	2-6	0-0	3	2	3	2	0	2	8
[illegible]	968	121-283	58-156	49-54	98	87	61	28	8	28	349



James Dews and Joe Natoli, Senior Vice President for Business and Finance and Chief Financial Officer







GETTING TO KNOW U

Favorite athletes: Michael Jordan, Jon Kitna, Steve Nash, LeBron James and Raja Bell

Favorite pro sports team: Cleveland Cavaliers and Cincinnati Bengals

I hate to admit it, but I love: "Chick" flicks

My best friends on another college team: Jon Diebler (Ohio State) and Josh Chichester (Louisville)

Over the summer, I worked on: My ball handling and strength

The most memorable moment of my basketball career has been: Beating Michael Jordan in a game of one-on-one at age 10

I knew I was going to be a Hurricane when: I took my visit and met the coaching staff and players

Other than basketball, I am talented at: Making people laugh

The farthest place from home I've been: Italy

I wish I could: Act

A lot of people don't know: I was a Junior Olympic gold medalist in taekwondo

My first job was: An internship in the legal department of Del Monte

CYRUS McGOWAN



6-9
HEIGHT
236
WEIGHT
JUNIOR-R
YEAR
FORWARD
POSITION
BROOKSVILLE, MISS.
HOMETOWN
MERIDIAN
HIGH SCHOOL
ARKANSAS
PREVIOUS SCHOOL
20

AT ARKANSAS (2005-07)

Averaged 0.8 points and 1.0 rebound in two seasons at Arkansas... Appeared in 23 games, including one start, as a freshman in 2005-06... Averaged 0.9 points and 1.2 rebounds in his first season with the Razorbacks... Saw time in 17 games, averaging 0.6 points and 0.6 rebounds as a sophomore in 2006-07.

HIGH SCHOOL

Averaged 11.1 points, 12.3 rebounds and 4.0 blocks as a senior... Led Meridian High School to a 28-9 overall record that year... Rated the No. 77 overall prospect and No. 6 center in the class of 2005 by Rivals.com... Rated the No. 8 center in the class of 2005 by Scout.com... Rated the No. 72 player in the nation by TheInsiders.com and was the 24th-best prospect at the 2004 ABCD Camp... Named to the all-state second team, as well as earning all-area, all-region and region MVP honors as a senior... McDonald's All-America nominee... As a senior and a junior, earned team Defensive Player of the Year honors at Meridian.... Coached by Ernie Watson.

PERSONAL

A sociology major... Enjoys watching movies off the court... Member of the National Honor Society, graduating with honors from Meridian... Nickname is C-Y.



Cyrus McGowan and Dr. Robert Moore, Associate Professor — School of Education and Resident Master — Mahoney Residential College

GETTING TO KNOW U

Favorite athlete: Kevin Garnett

Favorite pro sports team: Boston Celtics

Over the summer, I worked on: My perimeter...

If I could play another sport at UM, it would be:

The most memorable moment of my basketball ... been: My first college dunk versus LSU

The farthest place from home I've been: Hawaii

If I could spend a day with anyone, it would be: Halle Berry

My favorite midnight snack: Chicken chalupa

My favorite thing about Miami: The people

When I was little, I wanted to be: A police officer like my uncle

My dream job now: Sports commentator

ADRIAN THOMAS



6-7
HEIGHT
227
WEIGHT
JUNIOR-R
YEAR
FORWARD
POSITION
PEMBROKE PINES, FLA.
HOMETOWN
FLANAGAN
HIGH SCHOOL
30

ADRIAN THOMAS



CAREER HIGHS

Points	13 vs. Fla. Southern (11/9/07)
FGM	5 vs. Fla. Southern (11/9/07)
FGA	7 vs. Fla. Southern (11/9/07)
3 FGM	3 vs. Fla. Southern (11/9/07)
3 FGA	5 vs. Fla. Southern (11/9/07)
FTM	3 vs. Boston College (2/16/06)
FTA	3 vs. three opponents
Reb	4 vs. two opponents
Assists	1 vs. two opponents
Blocks	1 vs. three opponents
Steals	2 vs. Marist (11/15/07)
Minutes	21 vs. Marist (11/15/07)

Adrian Thomas #30

AS A REDSHIRT SOPHOMORE (2007-08)

Scored a career-high 13 points off the bench in the season-opening win over Florida Southern (11/9), converting 5-of-7 from the field (.714) and 3-of-5 from long range (.600)... Also grabbed four rebounds in the win... Recorded five points and a pair of steals versus Marist (11/15)... Saw action in the first four games before sustaining a season-ending ACL injury in practice... Averaged 4.5 points and 2.3 rebounds in 13.3 minutes per game.

AS A SOPHOMORE (2006-07)

Appeared in four games before suffering a season-ending abdominal injury... Averaged 0.5 points, 0.3 rebounds and 4.8 minutes per game... Scored a season-high two points in the season-opener against Florida International (11/11)... Added a rebound versus Buffalo (11/18).

AS A FRESHMAN (2005-06)

Played in 23 games, averaging 1.1 points and 0.8 rebounds in 5.0 minutes per outing... Named to the 2006 ACC All-Academic Basketball Team... Finished with five points and two rebounds in seven minutes against Boston College (2/16)... Scored three points and pulled down a board in six minutes versus Clemson (1/18)... Grabbed four rebounds in four minutes against Wofford (12/10)... Recorded season-highs in points (4) and minutes played (12) versus Morgan State (11/19)... Made collegiate debut against Texas-Arlington (11/13), recording one point.

HIGH SCHOOL

Averaged 24.2 points, 14.9 rebounds and 2.3 blocks per game as a senior at Flanagan High School, en route to being named the Sun-Sentinel's 6A-5A-4A Player of the Year for a second consecutive season... Ranked 47th in the nation by Basketball News... Street & Smith's honorable-mention All-American... Led team to the regional finals and a district championship while securing a 25-4 record in 2004-05... 2005 Broward County Athletic Association's Scholar-Athlete of the Year... Scored a career-high 32 points against Pompano Beach Ely as a senior... Averaged 24 points and 13.1 rebounds per game, winning the Sun-Sentinel's 5A Player of the Year award as a junior... That year, led team to a 27-2 record, including a district championship and a [illegible] finish... Named first team all-county [illegible] Herald and Sun-Sentinel as a sophomore... Started at center as a freshman, averaging 2.6 points and 2.1 rebounds an outing... Coached by Chris [illegible]

PERSONAL

A business management major... Named to the [illegible] Graduated in the top-10 percent of his class at Flanagan.



CAREER STATS

Year	GP-GS	Min-Avg.	FG-FGA	Pct.	3FG-FGA	Pct.	FT-FTA	Pct	Off-Def	Reb-Avg	PF-FO	Ast	TO	Blk	Stl	Pts
2005-06	23-0	114-5.0	8-21	.381	0-1	.000	9-19	.474	10-9	19-0.8	19-0	1	8	2	3	25
2006-07	4-0	19-4.8	1-4	.250	0-2	.000	0-0	.000	0-1	1-0.3	2-0	0	2	0	1	2
2007-08	4-0	53-13.3	7-12	.583	4-9	.444	0-0	.000	3-6	9-2.3	2-0	1	2	1	1	18
TOTAL	31-0	186-6.0	16-37	.432	4-12	.333	9-19	.474	13-16	29-0.9	23-0	2	12	3	5	45



Adrian Thomas and Dr. Sam Grogg, Dean -- School of Communication







GETTING TO KNOW U

Favorite athletes: LeBron James, Paul Pierce and James Posey

Favorite pro sports team: Memphis Grizzlies

I hate to admit it, but I love: Liver and onions

Best friend on another college team: Ryan Reid (Florida State)

Over the summer, I worked on: Ball handling, shooting and rehabbing my knee

The most memorable moment of my basketball career has been: Beating UNC in Chapel Hill as a freshman

I knew I was going to be a Hurricane when: I talked to Coach Haith

Other than basketball, I am talented at: Singing and dancing

The farthest place from home I've been: Washington

If I could spend a day with anyone, it would be: Bill Gates

I'd like to switch places for a day with: Lil Wayne

When I played basketball as a kid, I pretended to be: Shaq

Favorite midnight snack: Peanut butter and jelly

EDDIE RIOS



6-0
HEIGHT

190
WEIGHT

SOPHOMORE
YEAR

GUARD
POSITION

MIAMI, FLA.
HOMETOWN

MIAMI SENIOR
HIGH SCHOOL

5

AS A FRESHMAN (2007-08)

Saw action in all 34 games, including three starts during non-conference play... Picked up more playing time as the team moved deeper into the ACC season, logging 14.4 minutes per game over the last 10 regular-season contests after averaging just 4.0 minutes per game in the first six league games... Tallied a personal ACC-high 25 minutes in win over Virginia (3/1), scoring eight points and tying a career high with eight assists... Also recorded eight assists — a Puerto Rico Tip-Off Tournament high — with no turnovers versus Marist (11/15) in just his second collegiate game... Posted a 1.47 assist-to-turnover ratio in ACC play, second-best on the squad... Pivotal in Miami's win at Virginia Tech (2/9), scoring a career-high 14 points, including 3-of-5 from long range and 3-of-4 from the line... Also hit a career-high three treys versus Penn (1/2)... At Clemson (2/27), made a career-high five field goals on eight attempts to finish with 12 points, his second-highest point total on the season... Recorded six assists versus the Tigers, his second-highest total in league play and third-highest overall... Also scored in double figures with 11 points in both his collegiate debut versus Florida Southern (11/9) and against Alabama State (11/28), in which he converted a season-high 6-of-8 from the line... Also grabbed a season-high four steals and dished out five assists versus Florida Southern... Had four points, two assists and a steal at Duke (2/6) in 23 minutes of action... Recorded at least four assists on nine occasions... Dished out four assists and made a pair of steals in the win over Stetson (12/17)... Played a career-high 36 minutes vs. Morgan State... Pulled down a season-high four rebounds three times.

HIGH SCHOOL

Averaged 26.5 points, 8.9 rebounds and 5.7 assists per game in his final year at Miami Senior High School... Rated the 16th-best point guard in the 2007 class by Scout.com... Considered the 17th-best 2007 point guard prospect in the nation and the sixth-best player in the state of Florida by Rivals.com... A four-year first team all-state selection... Paired with current UM teammate Dwayne Collins to capture the 2005 state championship...

Averaged 20.0 points and 10.0 [illegible] junior and 25.4 points an [illegible] Coached by Marcus Carreno.

PERSONAL

Born Edwin Rios, but goes by "Eddie" [illegible] major... Nicknames include "ER5" and [illegible] Knew he wanted to play at Miami when [illegible] Hurricanes Marcus Barnes (2000-02) [illegible] Salmons (1998-02) play at UM... Wears number five because "many great point guards have worn the number."

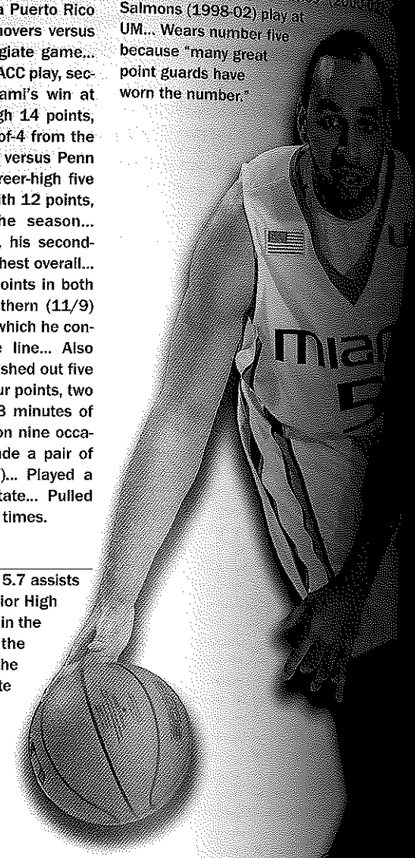

CAREER STATS

Year	GP-GS	Min-Avg.	FG-FGA	Pct.	3FG-FGA	Pct.	FT-FTA	Pct	Off-Def	Reb-Avg	PF-FO	Ast	TO	Blk	St	Pts
2007-08	34-3	479-14.1	36-115	.313	19-51	.373	24-42	.571	9-31	40-1.2	40-1	70	51	1	19	115

STATS

	FG-A	3FG-A	FT-A	R	PF	A	TO	BLK	S	PTS
	1-2	1-2	2-2	2	3	5	1	0	4	11
	1-3	1-3	2-2	3	0	8	0	0	0	5
	1-4	1-1	0-0	1	2	0	4	0	0	0
	1-2	0-1	1-2	4	1	4	1	1	0	3
	1-3	1-3	0-2	3	1	1	4	2	0	1
	2-10	1-4	0-8	4	1	5	3	0	1	5
	1-4	1-1	0-0	4	1	0	2	0	1	11
	1-4	1-1	1-2	1	1	1	5	0	1	3
	0-2	0-1	0-0	1	0	0	0	0	1	0
	0-3	0-2	0-0	3	1	4	4	0	2	2
	3-3	1-1	1-2	0	3	1	2	0	0	7
	2-3	2-3	1-2	0	3	1	2	0	0	7
	1-4	1-2	2-2	2	2	3	4	0	2	3
	0-2	0-1	0-0	0	0	0	0	0	0	0
	0-1	0-1	0-0	1	1	4	2	0	1	0
	1-4	1-4	0-0	1	0	2	2	0	0	0
	0-1	0-0	0-0	0	0	0	0	0	0	0
	0-1	0-1	0-0	0	0	0	0	0	0	0
	0-1	0-0	0-0	0	1	2	0	0	0	0
	0-0	0-0	0-0	1	0	0	0	0	0	0
	0-0	0-0	0-0	0	0	0	0	0	0	0
	2-4	0-3	2-2	2	4	0	1	1	1	4
	0-3	0-3	0-0	0	1	0	0	0	0	0
	3-4	0-1	1-1	1	2	0	2	0	2	14
	1-3	1-3	0-0	2	3	0	3	0	1	2
	0-2	0-2	0-2	1	0	2	2	0	0	6
	1-3	0-1	0-0	0	2	1	0	0	0	2
	2-4	0-1	0-1	2	5	6	2	0	0	12
	2-8	2-2	3-4	1	3	8	1	0	0	8
	2-3	1-1	0-0	0	1	0	0	0	0	0
	0-1	0-1	0-0	0	3	1	1	0	1	0
	0-3	0-3	2-2	0	1	1	0	0	0	2
	0-0	0-0	0-0	1	0	2	1	0	0	0
	0-1	0-1	0-0	0	0	1	3	0	0	0
	0-2	0-1	0-0	1	1	3	0	0	0	3
	1-2	1-2	0-0	1	1	0	0	0	0	3
	19-51	24-42	40	40	70	41	1	19	115	





Eddie Rios and Dr. Jan Sokol-Katz, Lecturer — Department of Sociology





CAREER HIGHS

Points	14 vs. Va. Tech (2/9/08)
FGM	5 at Clemson (2/27/08)
FGA	10 vs. two opponents
3 FGM	3 vs. two opponents
3 FGA	5 vs. Va. Tech (2/9/08)
FTM	6 vs. Ala. State (11/28/07)
FTA	8 vs. Ala. State (11/28/07)
Reb	4 vs. three opponents
Assists	8 vs. two opponents
Blocks	1 vs. Providence (11/18/07)
Steals	4 vs. Fla. Southern (11/9/07)
Min	36 vs. Morgan St. (11/24/07)

GETTING TO KNOW U

Favorite athletes: Kobe Bryant, Dwyane Wade and Steve Nash

Favorite pro sports teams: Miami Heat and Los Angeles Lakers

I hate to admit it, but I love: Resting

Best friend on another college team: Justin Burrell (St. John's)

Over the summer, I worked on: Shooting and dribbling

The farthest place from home I've been: Germany

On repeat on my iPod is: Lil Wayne

When I played basketball as a kid, I pretended to be: Like my dad

Favorite midnight snack: Cereal

My favorite thing about Miami: The weather

JULIAN GAMBLE



6-9
HEIGHT
247
WEIGHT
FRESHMAN-R
YEAR
CENTER
POSITION
DURHAM, N.C.
HOMETOWN
SOUTHERN DURHAM
HIGH SCHOOL

45

HIGH SCHOOL

Three-year letterwinner at Southern Durham High School, the same high school as former UM teammate Anthony King... Averaged 18 points, 10 rebounds and five blocks per game as a senior... A two-time all-conference selection... Rated the No. 27 center in the class of 2007 by Scout.com and the No. 4 overall player in the state of North Carolina by Rivals.com... Coached by David Pyper.

PERSONAL

A sports administration major... Off the court, enjoys playing video games... Traveled to Africa during the summer of 2008 with Athletes in Action, getting the opportunity to play basketball with other collegians from across the country as well as hold basketball clinics for local children... Nicknames include JG, J-Geezy and Jules.

GETTING TO KNOW U

Favorite athletes: LeBron James, Dwight Howard and Kevin Garnett

Favorite pro sports teams: Los Angeles Lakers and New York Yankees

I hate to admit it, but I love: Nutrageous candy bars

Best friend on another college team: Ramon Harris (Kentucky)

Over the summer, I worked on: Strength, conditioning, shooting and offense

The best thing about playing basketball at UM: My teammates — they are my family

If I could play another sport at UM, it would be: Baseball

The farthest place from home I've been: Africa



Julian Gamble and Dr. Jomills Braddock, Professor – Department of Sociology

If I could spend a day with anyone, it would be: My mom

Other than basketball, I am talented at: Singing, baseball, football and lying

I knew I was going to be a Hurricane when I first spoke with Coach Haith.





MALCOLM GRANT

6-1 | 190 | SO. | GUARD
BROOKLYN, N.Y.
WINCHENDON ACADEMY (MASS.) | VILLANOVA

AT VILLANOVA (2007-08)

Played in 29 games, including four starts in Big East play, as a freshman with Villanova... Averaged 5.6 points and 1.4 assists in 12.7 minutes per game... Converted a team-best 46.6 percent from three-point range (37-44), 84.1 percent from the line (37-44) and 39.0 percent from the field (46-118)... Posted seven double-figure scoring efforts, including a season-high 23 points (6-7 3FG) versus Rutgers (1/23) in a 25-point performance in an upset win over then-No. 13 Pittsburgh (1/26)... Also pivotal in Villanova's 21-point comeback win over LSU (12/6), scoring all 12 of his points in the final seven minutes — including 14 points in the last 2:55... Including his season-high six three-pointers versus Rutgers, hit three-or-more treys six times... Converted 4-of-5 treys in his collegiate debut versus Stony Brook (11/9) and hit a perfect 3-of-3 against George Mason (11/23)... Made every shot in the win over the Patriots, connecting on three field goals — all three-pointers — and all four free throws in 13 minutes for 13 points... Sank a season-high 9-of-10 free throws in victory over LSU (12/6) and hit 6-of-7 from the line versus Pitt (1/6).

HIGH SCHOOL

Prepped for one season at Winchendon Academy in Massachusetts... Graduated from Paul Robeson High School in his native Brooklyn in 2006... At Robeson, selected PSAL Player of the Year and named to the all-city second team... As a senior in 2005-06, averaged 23.0 points, 2.6 rebounds and 2.0 assists per game... Scored more than 1,500 career points... Coached by Todd Myles at Robeson and Michael Byrnes at Winchendon.

PERSONAL

Sports administration major... Off the court, enjoys playing video games and singing... Has three brothers.

Malcolm Grant

Malcolm Grant and Dr. Joy Bevatty, Director – Department of Mathematics



REGGIE JOHNSON

6-9 | 316 | FR. | CENTER
WINSTON-SALEM, N.C.
WINSTON-SALEM PREP

HIGH SCHOOL

Competed in basketball and track & field at Winston-Salem Prep... Helped guide the Phoenix to the North Carolina 1-A state championship in basketball, finishing with 25 points and a state championship record 23 rebounds en route to the title and MVP honors... Two-time All-Northwest selection, led the league with 24.1 points per game, 16.1 rebounds per game and 7.1 blocks per game as a senior in 2007-08... Other individual honors include: NC Preps.com 1A Player of the Year, NC Preps.com All-State Team, Triad Sports Weekly County Player of the Year and Triad Sports Weekly All-Forsyth County Basketball Team... Considered a four-star recruit by Scout.com, which ranked him 17th among centers... Coached by Andre Gould... Played AAU basketball for Boo Williams.

42

PERSONAL

Interested in studying law... Also recruited by Wake Forest, Virginia Tech and VCU... Off the court, enjoys playing video games... Has a younger sister.

Bigreg #42



Reggie Johnson and Dr. Kay Lopate, Adjunct Associate Professor – School of Education



DEQUAN JONES

6-6 | 217 | FR. | FORWARD
STONE MOUNTAIN, GA.
WHEELER

HIGH SCHOOL

Averaged 15.2 points, 6.7 rebounds and 4 blocks per game as a senior en route to Class 5A Player of the Year honors by the Atlanta Journal-Constitution and Northwest Player of the Year accolades... Also named to EA Sports' All-America Second Team and to the Parade All-America Fourth Team... Ranked as the nation's fifth-best small forward and 28th-best overall player by ESPN.com... Considered a five-star recruit by both Scout.com and Rivals.com... Ranked fourth among small forwards by Rivals.com... Helped Wildcats finish 30-3 with a No. 18 national ranking by USA Today... Team advanced to the state title game, where the Wildcats lost by just three points... Scored 17 points in the semifinal win over Hiram to help Wheeler advance to the finals... Region 6A champions in 2008... Participated in the iS8/Nike Spring High School Classic, earning second team honors... Played three years of varsity basketball... Competed in first two seasons of prep basketball at Stone Mountain... Coached at Wheeler by Doug Lipscomb... Played AAU basketball for the Worldwide Renegades.

PERSONAL

A political science major... Also recruited by schools including Oregon, Memphis, Florida and Georgia.



DeQuan Jones and Dr. William Green, Senior Vice Provost and Dean of Undergraduate Education

GETTING TO KNOW THE NE





	MALCOLM GRANT	REGGIE JOHNSON
Nicknames	MG, Malky	Big Reg
Favorite athletes	Michael Jordan, Dwyane Wade	Kobe Bryant
Favorite pro team	Denver Nuggets	Los Angeles Lakers
Over the summer, I worked on	Every aspect of my game	Speed
The most memorable moment of my basketball career	Having a big game on national TV	Winning a state championship
Other than basketball, I am talented at	Singing and acting silly	Singing
The farthest from home I've been	France	Brazil
If I could spend a day with anyone, it would be	Beyonce Knowles	Kobe Bryant
Something a lot of people don't know about me	I can sing and act	I love to read
My favorite midnight snack	Pineapple	Chips
My favorite thing about Miami	The women	The people
I hate to admit it, but I love	Instant messaging	Cartoons
Best friend on another college team		CJ Williams (NC State), Ed Davis (North Carolina)
I'd like to switch places for a day with	Jay-Z	
I knew I was going to be a Hurricane when	I came on my visit	In October 2007 when I committed
My favorite spot on campus	My dorm	My room
On repeat on my iPod		Piles
When I played basketball as a kid, I pretended to be	Michael Jordan	Kobe Bryant
My first job was		
When I was little, I wanted to be	Kenny Anderson	In the NBA
Now my dream job is	NBA player	Lawyer



THE UNIVERSITY

THE UNIVERSITY OF MIAMI is one of the largest, most comprehensive private research universities in the southeastern United States, with a well-earned reputation for academic excellence. More than 15,000 undergraduate and graduate students from every state and 114 nations around the world call UM home during the academic semesters. The University has grown from its main location in the city of Coral Gables to the Leonard M. Miller School of Medicine campus located in Downtown Miami, the Rosenstiel School of Marine and Atmospheric Science on Virginia Key, the John J. Koubek Center in Little Havana, the James L. Knight Center in downtown Miami, and the South and Richmond campuses in southwest Miami-Dade County. With more than 14,000 full- and part-time faculty and staff, UM is one of the largest private employers in Miami-Dade County.

Enrollment: Total enrollment for the 2007-2008 academic year was 15,449 students. Of that number, 9,997 were undergraduate students, 2,991 were graduate students, and 2,079 were professional students. During the 2006-2007 academic year, the University awarded 2,460 bachelor's, 1,101 master's, 386 J.D.'s, 134 M.D.'s, 135 Ph.D.'s and 52 other doctorates.

New Freshmen Standings: Over 40% of new freshmen graduated in the top five percent of their high school class. Almost two-thirds graduated in the top 10 percent of their high school class. Mean SAT was 1275.

International Students: The University continues to attract students from South Florida, as well as from other parts of the nation and around the world. It was one of the country's first universities to have an organized international recruitment program. The University of Miami sends representatives worldwide to seek qualified students. Students come from 114 foreign countries, the 50 states, three territories and the District of Columbia.

Honors Program/Honor Societies: Approximately 920 students participate in the Honors Program. UM has 50 academic honor societies, including Phi Beta Kappa.

Research: Research and sponsored program expend... totaled $274 million (FY 07). According to the National S... Foundation, UM ranked 66th of all universities in expend... of federal funds for research and development (FY 06).

Budget: The budget for 2007-08 was $1.8 billion, with ha... lion projected for the medical campus. At the end of FY 07... endowment for the University was $741 million.

Development: In FY 07, contributions reached $180.5 milli... total private cash, gifts and grants, and in FY 06, UM ran... 32nd among all U.S. institutions in this category. Conclud... 2007, Momentum: The Campaign for the University of M... raised a record-breaking $1.4 billion for scholarships, c... interdisciplinary centers and research initiatives.

A WORLD-CLASS STUDENT BODY

Enrollment at the University of Miami continues to experien... tremendous growth. Applications for the freshman class acr... 2007-08 reached 19,807.

The student body also has increasingly become more div... For Fall 2007, Hispanics accounted for 28 percent and Afri... Americans for 10 percent, while Asian students accounted ... six percent.

For Fall 2007, women accounted for approximately 52 perc... of the new freshman class, 54 percent of all undergrad... and 48 percent of the graduate and professional students.

Education outside the traditional classroom is an importa... of student life at the University of Miami. The Universit... programs offered in 34 countries on a full academ... semester or summer basis, as well as UM faculty-led p... during intersession, spring break and summer.







Brittney **VIOLA**
NCAA Champion
2008 NCAA Tri-Diver of the Year
2008 ACC Women's Diver of the Year

Brittney **STEINBRUCH**
2007 Freshman All-American
2007 ACC Freshman of the Year
2007 First Team All-ACC

Daniel **VALLVERDU**
Four-Time All-American
Three-Time All-ACC Team
Two-Time All-ACC Academic Team

Krista **SIMKINS**
2008 NCAA Champion
Four-Time All-American
Six-Time ACC Champion

Jack **McCLINTON**
2008 First Team All-ACC
Two-Time All-ACC Academic Team

EXCELLENCE

DEPARTMENT MISSION STATEMENT

The Department of Intercollegiate Athletics of the University of Miami exists that, within the programs student-athletes have the opportunity to achieve their full potential academically and athletically, and that the University and its constituents benefit from their being represented by students engaged in intercollegiate athletics.

The Department of Intercollegiate Athletics is committed:

1. To meet the obligations of the mission of the University of Miami.

2. To provide the opportunity for student-athletes to seek and achieve their potential through growth and development academically and athletically.

3. To provide through leadership, thoughtful guidance and quality programs, a positive environment for athletic excellence and achievement, while developing leaders in their fields in the classroom and for our community.

4. To support through its resources the academic objectives of its student-athletes, and ensure their progress toward the goal of the academic degree which each seeks.

5. To provide and support athletic programs at the highest level of competition.

6. To recruit student-athletes of academic quality, good character and high athletic ability.

7. To comply with the rules and policies of all governing bodies and the University of Miami.

8. To provide equitable opportunities regardless of gender, race or creed.

9. To represent the University, its Board of Trustees, administration, faculty, students, staff, alumni and friends appropriately.

10. To develop the values of leadership, teamwork, discipline, sportsmanship and integrity among its student-athletes and staff.

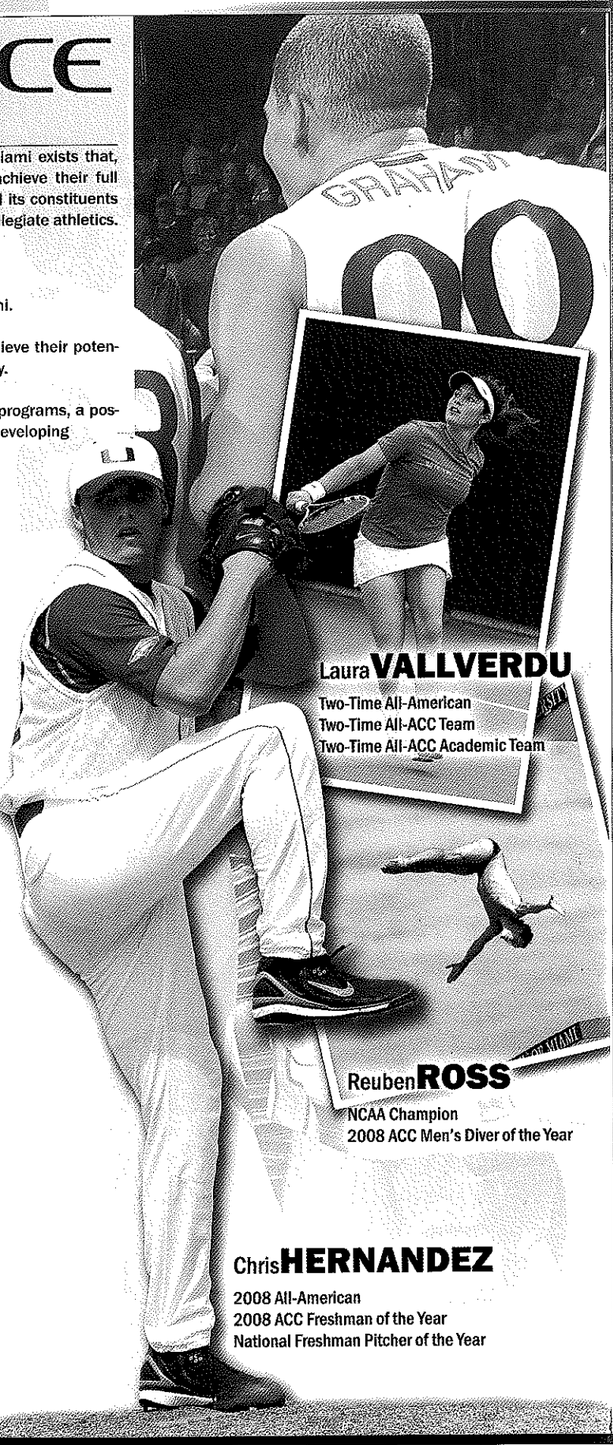

Laura **VALLVERDU**
Two-Time All-American
Two-Time All-ACC Team
Two-Time All-ACC Academic Team

Reuben **ROSS**
NCAA Champion
2008 ACC Men's Diver of the Year

Chris **HERNANDEZ**
2008 All-American
2008 ACC Freshman of the Year
National Freshman Pitcher of the Year

U FACILITIES

BANKUNITED CENTER

Home to Hurricanes basketball, Miami opened competition at the "BUC" with an overtime win by the men's team over nationally-ranked North Carolina on Jan. 4, 2003. The University's first large-capacity venue for athletic, educational, cultural and community events, the $48 million facility was totally funded through private donations.

COBB STADIUM

Through a major gift from Ambassador and Mrs. Charles E. Cobb and the Cobb family, Cobb Stadium for Soccer and Track & Field opened in the spring of 1999. The project included the reconstruction and expansion of the University track and the construction of a new soccer field to accommodate the newly-formed soccer program. The facility includes seating for 500.

DOLPHIN STADIUM

Beginning in 2008, Dolphin Stadium serves as the home field for Miami's football program. Also home to the Miami Dolphins and the Florida Marlins, this world-class sports and entertainment facility hosts a variety of other events, including the FedEx Orange Bowl, the Bowl Championship Series game in 2009 and the 2010 Super Bowl. The largest hi-definition video boards in pro sports and the longest LED ribbon boards in the world add to the stadium experience.

GREENTREE PRACTICE FIELDS

The practice home of the five-time national champion Miami football program, Greentree includes three full-length prescription athletic turf fields and lights to allow evening practices.

HECHT ATHLETIC CENTER

The Hecht Athletic Center is home base for UM's Athletic Department, housing all of the administrative offices and many of the coaching offices for the Hurricanes.

KNIGHT SPORTS COMPLEX

Home to the UM women's volleyball team, the Knight Sports Complex houses practice courts, locker rooms and coaching offices.

MARK LIGHT FIELD AT ALEX RODRIGUEZ PARK

"The Light" has been the home of four-time NCAA College World Series Champions Hurricanes baseball. Currently undergoing renovations, the facility has a seating capacity of 5,000 and features an assortment of concessions for the enjoyment of fans.

NEIL SCHIFF TENNIS CENTER

The home of Miami tennis is one of the top-five facilities in the country. With 16 courts and seating for 1,000 spectators, the facility hosts many of the nation's top amateur events, including the International Junior Orange Bowl Tournament, ITCA Women's Rolex Qualifier and rounds of the NCAA Tournament.

NORMAN WHITTEN STUDENT UNION POOL

Located in the heart of UM's campus, the Whitten Student Union Pool has been home to 35 national title winners and 28 Olympians, including three-time National Champion and five-time World Champion diver Greg Louganis.

WELLNESS CENTER

UM's state-of-the-art recreation and fitness facility located next to the Hecht and Stanford Residential Colleges, the Wellness Center provides students a variety of activities and services, including a fitness room with nautilus and free weights; aerobics, yoga and spinning classes; an elevated indoor track; gymnasium with basketball, volleyball and badminton courts; racquetball and squash courts; as well as an indoor pool, spa and sauna.

ACADEMIC SUCCESS



The University of Miami, one of the nation's finest institutions of
er education, shows an unparalleled dedication to academics.

SETTING AN ACADEMIC PRECEDENT

In his first three seasons as the head coach at the University of
Frank Haith graduated 100 percent of his senior student-athle

Last season, Miami's Jack McClinton was the only All-ACC Fir
selection to also earn All-ACC Academic Men's Basketball Team
ors. Over the past three seasons, UM's six All-ACC Academic
selections are more than any other school in the conference.

MIAMI'S ATHLETIC ACADEMIC SERVICES

The Athletic Academic Services Staff of the University of
Athletic Department is committed to providing the academic
services necessary to facilitate the graduation of student-
and the nurturing of skills to promote the development of
ble, well-rounded individuals. This mission is fulfilled through
mitment to promote athletics, academics, personal develop
career development.

**"Frank [Haith] is obviously an outstand
coach. But I was struck by his commit
to academics, and making certain
that the athletes he recruits
are committed to graduating."**

Dr. Donna E. Shalala
University of Miami President

UM SPORTS HALL OF FAME

Miami Sports Hall of Fame was officially created on
cial judges of the Circuit Court of Dade County, all
UM alumni, spearheaded the Hall's creation as a
honoring "those who have contributed most to
over the years."

Inductees were: Woody Austin (Golf), Octavia Blue
Pat Burrell (Baseball), Jeff Feagles (Football), Randal
Ed Jones (Football), Wendy Williams (Diving) and Mike
(Football). Including the 2008 class, there have been 344
in the Hall, which is housed on the UM campus adjacent
Athletic Center.

who played football for the Hurricanes and went on to win
with the Baltimore Ravens, said about his 2006 induc-
"Shucks for me, right now today is the happiest day of my life.
adequately explain. This is it. I've been to the top of a lot
even the Super Bowl, but this is legendary."

MEMBERS

(Diving Coach) Hal Allen
Dick Anderson (Football)
Swenbacker (Tennis) Ray
Armstead (Football)
Dr. Bowman F. Ashe
Rod Ashman (Football,
Austin (Golf) **B** Wilbert
Pete Banaszak
(Football) Micheal
Rick Barry (Basketball)
Tom Beier
(Track) Lloyd Bennett
Albert Bentley
Pierce Berg (Swimming) Stanley
(Baseball Coach) Al
Octavia Blue (Basketball)
Bennie Blades
Bratton (Football) Melissa
(Diving) Eddie Brown
(Basketball) Jerome
Jamal Buchanan-Kerr
Dr. Charles Burbacher (Team
Pat Burrell (Baseball) Andrew
Jim Burt (Football) **C**
Cameron (Football, Boxing)
(Football, Basketball,
and Football and Baseball
Carreta (Football) Rubin Carter
Chadroff (Basketball,
Chacillo (Football) Tony
Julius Cohen (Basketball)
Horace Copeland
Pat Cramer
(Football) Nathaniel
Crum (Football) Fran
Football Coach) Don
D Paul Dee (Athletic
Dees (Women's Track
(Track & Field) Dr.
Paul Desjardins
Swimming Coach) Eddie
Del Bernardo (Boxing) Jim
Lin Dunn (Women's
Eddie Dunn (Football,
Coach) Gary Dunn
Eddie Edwards (Football) Judy
Eller (Golf) Craig Erickson (Football) Dennis
Erickson (Football Coach) Lee Evans
(Reporter) **F** Jorge Fabregas (Baseball)
Kevin Fagan (Football) Jeff Feagles
(Football) Jaime Fillol (Tennis) Mike Fiore
(Baseball) Chuck Foreman (Football) Dawn
Frady (Swimming) Ron Fraser (Baseball
Coach) Abe Friedman (Basketball) **G**
George Gallett (Sports Information) Luis
Garcia (Tennis) Greg Garlich (Diving) Charlie
George (Football) Harry Ghaul (Football,
Baseball) Ron Godfrey (Basketball Coach)
Tom Gompf (Swimming Coach) Orlando
Gonzalez (Baseball) Joe Grahe (Baseball)
Danny Graves (Baseball) Dr. Joel Green
(Baseball) Lise Gregory (Tennis) Matt
Gribble (Swimming) Randy Guerra
(Baseball) Andy Gustafson (Football Coach,
Athletic Director) **H** Jack Hackett
(Football) Bruce Hale (Basketball Coach)
Leonard Hamilton (Basketball Coach)
Penny Hammel (Golf) John Hammil (Tennis)
Jack Harding (Football Coach, Athletic
Director) Robin Harmony (Women's
Basketball) Dennis Harrah (Football) Doris
Hart (Tennis) Al Harum (Tennis) Janet Hass
(Women's Tennis) Bill Hawkins (Football)
Neal Heaton (Baseball) Ted Hendricks
(Football) Jeannie Hebert-Truax (Women's
Basketball) Dr. Bill Heuson (Golf Coach)
Dick Hickox (Basketball) Alonzo Highsmith
(Football) Carlos Huerta (Football) Isabella
Hutchinson (Women's Athletics) **I** Michael
Irvin (Football) **J** Stan Jakubowski
(Baseball) Calvin James (Baseball) Don
James (Football) Harvey James (Football)
Sam Jankovich (Athletic Director) Charles
Johnson (Baseball) Jack Johnson (Football)
Jimmy Johnson (Football Coach) KC Jones
(Football) **K** Art Kehoe (Football, Football
Coach) Jim Kelly (Football) Cortez Kennedy
(Football) Tracy Kerdyk (Golf) Walter
Kichefski (Football, Coach) Bill Kimbrough
(Football) Tom Kearns (Football,
Basketball, Boxing) Chuck Klein (Football)
Bernie Kosar (Football) Wayne Krenchicki
(Baseball) **L** Ferne Labati (Women's
Basketball) Phil Lane (Baseball) Don
Latimer (Football) Lenny Layland (Diving)
Ann Laughlin (Golf) Thom Lehman
(Baseball) Denny Leonard (Football,
Boxing) Dale Lewis (Tennis Coach) Ray
Lewis (Football) Steve Lichtner (Swimming)
Ron Lippett (Football) Jack Losch (Football,
Baseball, Track) Greg Louganis (Diving)
William "Bunny" Lovett (Boxing, Coach)
William C. Lufler (Tennis Coach) Melinda
Lyverse (Swimming) **M** Jorge Maduro
(Baseball) Dr. Harry Mallios (Football,
Athletic Director) Gordon Malloy (Football)
Rodney Mandelstam (Tennis, Soccer) Fred
Marion (Football) Greg Mark (Football) Don
Marlutto (Football) Leo Martin (Football)
Russell Maryland (Football) Pete
Mastellone (Football) Bob Masterson
(Football, Boxing) Mike McCoy (Basketball)
Frank McDonald (Football) Ryan McNeil
(Football) Bill Miller (Football) Danny Miller
(Football) George Mira, Sr. (Football)
George Mira, Jr. (Football) Hart Morris
(Football, Basketball Coach) Jim Morris
(Baseball Coach) Jerry Moss (Tennis)
Gardnar Mulloy (Tennis, Coach) **N** Jack
Nelson (Swimming, Coach) John
Noppenberg (Football) **O** Jim Otto
(Football) Burgess Owens (Football) **P**
Mike Pagliarulo (Baseball) Dean Panaro
(Swimming & Diving) Vicki Plowden
(Basketball) Tom Pratt (Football) Larry Pyle
(Baseball) **R** Rick Raether (Baseball)
Joaquim Rasgado (Tennis) Billy Regan
(Boxing Coach) Ronni Reis-Bernstein
(Tennis) Ros Riach (Tennis) Maria Rivera
(Basketball) Patti Rizzo (Golf) Al "Flip"
Rosen (Football, Baseball) Gaither Rosser
(Swimming) Dr. Francis "Whitey" Rouviere
(Football, Baseball) Ed Rubinoff (Tennis)
Gillian Russell (Track) **S** Art Saey (Boxing,
Football) Warren Sapp (Football) Frances
Savage (Basketball) Sam Scarnecchia
(Football) Howard Schnellenberger
(Football Coach) Leon Searcy (Football)
Harold Sears (Football) Pancho Segura
(Tennis) Kevin Sheary (Baseball) Doug
Shields (Baseball) Archie Slaton (Boxing)
Danny Smith (Baseball) Darrin Smith
(Football) Don Smith (Football) Frank Smith
(Football) Sam Sorce (Baseball) Roberta A.
Speer (Golf) Gene Stage (Basketball)
Daniel Stubbs (Football) Tom Sullivan
(Football) **T** Bob Tatarek (Football) Vinny
Testaverde (Football) Ron Thome (Track)
John "Red" Tobin (Football, Basketball)
Gino Torretta (Football) **V** Armand
"Stitch" Vari (Football, Coach) Jesse
Vassallo (Swimming) Rachel Violet (Tennis)
W Steve Walsh (Football) Marshall Wayne
(Diving) Ed Weisacosky (Football) Earl
Welbaum (Track & Field) Dave Wike (Coach,
Athletic Trainer) David Wilkie (Swimming)
Wendy Williams (Diving) Larry Wilson
(Football, Baseball) Mike Wittman
(Basketball) Nick Wolcuff (Football, Boxing,
Wrestling) William Wrona (Baseball) **Y**
Jodi Yambor (Swimming) Ernie Yaroshuk
(Baseball)







PRESIDENT DONNA E. SHALALA



Donna E. Shalala became the fifth President of the University of Miami on June 1, 2001. President Shalala is an accomplished scholar, teacher and administrator whose career has been marked by a variety of leadership positions reflecting her interest in young people.

She also is an avid sports fan. While attending college, she played tennis and still plays a competitive game of doubles. She also enjoys golf, skiing and other outdoor activities.

In 1987, President Shalala — a distinguished political scientist — became the first woman chancellor of a Big Ten university, the University of Wisconsin-Madison. She led what was then the nation's largest public research university. In 1992, Business Week magazine named her one of the top five managers in higher education and in 2005, she was named one of "America's Best Leaders" by U.S. News & World Report and the Center for Public Leadership at Harvard University's Kennedy School of Government.

President Shalala's success at Wisconsin was reflected in athletics as well. She hired a new football coach, recruiting Barry Alvarez from Notre Dame. Four years later, Wisconsin won the Big Ten football championship and represented its conference in the Rose Bowl for the first time in 30 years. President Shalala served on the first Knight Commission, a committee to review college athletics, and has served on the board of the National Collegiate Athletic Association Foundation. In May 2008 she was selected as an Independent Director of the U.S. Soccer Federation.

In 1993, she was named U.S. Secretary for Health and Human Services (HHS) and served for eight years, becoming the nation's longest-serving HHS Secretary. In 2000, she led the official U.S. delegation to the Olympics in Sydney, Australia. At the end of her tenure as HHS Secretary, The Washington Post described her as "one of the most successful government managers of modern times."

In 2007, U.S. President George W. Bush called upon her healthcare expertise to co-chair the Commission on Care for Returning Wounded Warriors, to evaluate how wounded service members transition from active duty to civilian society. In June 2008, President Bush presented her with the Presidential Medal of Freedom, the nation's highest civilian award, at a ceremony in the White House. The medal recognizes exceptional meritorious service to individuals who have contributed to national security, world peace or cultural endeavors.

As president of the University of Miami, President Shalala presides over one of the most successful college athletic programs in the country. The Hurricanes football program has consistently ranked in the top of the polls. In 2001, the baseball team won its fourth College World Series and the football team won its fifth national championship. In 2003, the men and women's basketball teams began playing in a new, on-campus facility, the BankUnited Center. Other Hurricanes sports, from tennis to track, have also earned national recognition. Major renovations are well under-

way at Mark Light Stadium at Alex Rodriguez Park, and a new [illegible] training and practice complex is scheduled for completion this [illegible]

The Black Coaches Association honored her with its image of [illegible] Award for 2007.

As to her commitment to UM athletics, Shalala said, "College sport[s] a vital part of our students' experience while at the University. They help build community and instill a great sense of pride in our [illegible] and their accomplishments. The young men and women who Hurricanes sports are devoted to their game both on a personal team level, and it shows in their inspired performances time after Now it's up to the fans to show their support and cheer them on to more victories."

For a sports fan like President Shalala, there is no better place to home than the University of Miami.

CAREER HIGHLIGHTS

2001-present	President, Professor of Political Science, University of Mi[illegible]
1993-2000	Secretary, U.S. Department of Health and Human Servic[illegible]
1987-1993	Chancellor, Professor of Political Science, University o[illegible] Wisconsin-Madison
1980-1987	President, Hunter College of the City University of New Yo[illegible]
1977-1980	Assistant Secretary for Policy Development and Researc[illegible] U.S. Department of Housing and Urban Developme[illegible]
1975-1977	Director and Treasurer of the Municipal Assistance Corporation for the City of New Yo[illegible]
1972-1979	Professor and Chair, Program in Politics and Education, Teachers College, Columbia Universi[illegible]
1970	Ph.D., Syracuse Universi[illegible]
1962-1964	U.S. Peace Corps Volunteer, K[illegible]
1962	A.B. Western College for Wom[illegible]



DIRECTOR OF ATHLETICS KIRBY HOCUTT



Kirby Hocutt is in his first year as the Director of Athletics at the University of Miami. Introduced as UM's new Director of Athletics on Feb. 8, 2008, Hocutt began his tenure as the university's 11th Director of Athletics on June 1, 2008.

Hocutt, 36, came to Miami after serving as the athletic director at Ohio University since 2005. Prior to that, he spent six years at the University of Oklahoma and served most recently as associate athletic director for external operations and sports administration.

A former star linebacker at Kansas State, Hocutt has a total of 17 years experience in intercollegiate athletics, including five as a student-athlete. He replaces Paul Dee, who retired after serving as the Director of Athletics at UM for the past 16 years.

"My family and I are extremely excited to be at the University of Miami and a part of the South Florida community," said Hocutt. "To be associated with a world-class university known for comprehensive excellence is truly an amazing opportunity. I look forward to working for and with President Shalala, our student-athletes, coaches and staff as we focus on permanently establishing the Miami Hurricanes as the premier athletics program in the nation."

In September, Hocutt was named to the Board of Directors of the Miami-Dade Sports Commission, an organization dedicated to promoting sports in Miami-Dade County and securing sporting events that will economically benefit the community.

At Ohio, Hocutt significantly reorganized the athletic department's annual giving program. His leadership led to an increase in fundraising by more than 75 percent, including the securing of the second-largest major gift in school athletics history. He also increased season ticket sales in football by 112 percent and in men's basketball by 50 percent. He developed a comprehensive plan to improve the facilities for the football stadium and its press box, as well as the Convocation Center, which houses all administrative and coaches' offices.

In his three years at Ohio, the school won 11 team championships and four head coaches were recognized as conference Coaches of the Year. In 2006, the football team played in its first bowl game in 38 years.

At Oklahoma, Hocutt was the primary administrator for football and the sport supervisor for baseball, men's and women's golf, as well as men's and women's tennis. His duties included supervision of the athletics development office, athletics ticket office, special events, stadium suite program, athletics endowment program, letter winners association and the department's facility use and rental program.

Hocutt led Oklahoma's athletics fundraising to an all-time high in annual giving and capital campaigns. From 1998 to 2005, Oklahoma's annual giving increased from $3.4 million to more than $17 million. That 400 percent increase in annual giving was one of the highest percentage increases in intercollegiate athletics history.

Beginning in 1999, Hocutt served in a leadership position in the strategic planning for a $100 million capital campaign. The $120 million campaign was unique in that it focused on facility construction or improvements for each of Oklahoma's 20 sports.

Prior to joining the Oklahoma staff, Hocutt served as the assistant director of licensing at the NCAA. In that position, he worked with corporate partners and licensees to create new revenue producing initiatives to support and promote all 81 NCAA championships.

He began his career in sports administration as the assistant director of marketing and promotions at Kansas State University. While at Kansas State, he implemented revenue-producing activities for the athletics department, including corporate partner sponsorships and ticket sales.

A former student-athlete at Kansas State, Hocutt was a four-year letterman as a linebacker while leading the Big 8 Conference in tackles and being named to the All-Big 8 Conference team during his junior season. In 1993, The Sporting News selected him as one of the top 20 underrated players in the nation. Hocutt also served as a team captain his senior season. Two of Hocutt's coaches at Kansas State were Bob Stoops, head football coach at Oklahoma and Jim Leavitt, the head football coach at USF.

Hocutt earned his bachelor's degree from Kansas State in 1995 and his master's of education degree from the University of Oklahoma in 2001. He and his wife Diane have two sons, 6-year-old Drew and 4-year-old Brooks.

THOUGHTS ON KIRBY HOCUTT

"Kirby Hocutt is a proven leader with the enthusiasm, thoughtfulness and commitment necessary to lead our quest to be the top program in the country,"
— University of Miami President Donna E. Shalala

"Our search, which included ADs and senior associates at some of the top programs in the country, led us to Kirby Hocutt, a rising star in intercollegiate athletics."
— Joe Natoli, Senior VP/Business and Finance, CFO and search committee chairman, University of Miami

"Kirby has done much to take our department of athletics to a higher level, and we are very appreciative for all of the accomplishments we have seen in our department during his tenure. It's very unfortunate that we cannot have his leadership in our department for a longer period of time. We understand, however, that is the risk we run when hiring good people."
— Roderick J. McDavis, President, Ohio University

"All of Kirby's friends at the University of Oklahoma send him warm congratulations. He did an outstanding job as associate director of athletics and we wish him well at the University of Miami every day that he is on the job, except when his teams play OU."
— David L. Boren, President, University of Oklahoma

"Reflecting on my background as a native of South Florida, a former intern for the Hurricanes athletic department and a person who worked with the new athletics director, I can say unequivocally that Kirby Hocutt is a phenomenal hire for the University of Miami. His impeccable character, high energy and passion for excellence combined with his leadership skills create the perfect blend to advocate for student-athletes, coaches and the university in today's world of intercollegiate athletics. I congratulate President Shalala, the search committee and all those involved in this selection. Kirby has wonderful respect amongst his peers and he will make the Hurricane Nation proud of the program he leads."
— Joe Castiglione, Director of Athletics,

ATHLETIC ADMINISTRATION



CLYDE B. MCCOY
Faculty Athletic Representative

Clyde B. McCoy, Ph.D. has served the University of Miami in various capacities for more than three decades. In his role as Faculty Athletic Representative, Dr. McCoy is responsible for ensuring academic integrity, facilitating institutional control of intercollegiate athletics and enhancing the student-athlete experience, as well as representing the University to the NCAA, the ACC and other organizations involving student athletics. Within the ACC, he is the voting delegate representing Miami and therefore part of the governing body of the league. He will take over as the President of the ACC in 2009.

Dr. McCoy has established drug education, testing and treatment programs that serve as a model for colleges and universities throughout the United States.

During his tenure at the University, Dr. McCoy has established a successful career and international reputation in research, teaching and administration. He has been honored as a Distinguished Alumni at the University of Cincinnati and as the Most Outstanding Faculty Athletic Representative by the American Football Foundation.

He is a proud member of the University of Miami's Iron Arrow and Phi Beta Delta Honor Society for international scholars.



TONY HERNANDEZ
Senior Associate Athletic Director



CONNIE NICKEL
Associate Athletic Director for Internal Operations/SWA



ROGER BELL
Associate Athletic Director/ Academic Services



DAWN REYNOLDS
Associate Athletic Director/ Business Operations



LINDSEY WILLIAMS
Associate Athletic Director for Development



STACEY BUNTING-THOMPSON
Assistant Athletic Director/ Ticket Operations



AMY FERGUSON
Assistant Athletic Director for Development



JEREMY GERSON
Assistant Athletic Director/ Marketing



DAVID LOVELL
Assistant Athletic Director/ Marketing



DAVID REED
Assistant Athletic Director/ Compliance



DAVID SCOTT
Assistant Athletic Director/ Events

HEAD COACHES



LELA CANNON
Women's Golf



AMY DEEM
Men's & Women's Track & Field/ Cross Country



FRANK HAITH
Men's Basketball



KATIE MEIER
Women's Basketball



JIM MORRIS
Baseball



MARIO RINCON
Men's Tennis



CHRISTIE SHEFCHUNAS
Women's Swimming



TRICIA TALIAFERRO
Women's Soccer



PAIGE YAROSHUK-TEWS
Women's Tennis



SUPPORT STAFF



LINDA BRITTON
Manager of Internet Communications

RYAN BUCHER
Events Manager

LEE BUTLER
Assistant Director of Special Events

MICHELLE BYNUM
Customer Service Representative

STEVE CALDWELL
Team Chaplain

CHRIS COHEN
Director of Development for Major Gifts



STEWART CRAMER
Video Coordinator

SARAI CRANE-OSUNA
Manager of Donor Relations

GEORGE CUNNINGHAM
Athletics Construction Project Manager

STEVE DEBARDELABEN
Team Chaplain

RODOLFO FIGUEROA
Senior Maintenance Mechanic

MICHELLE FRANIA
Business Operations Assistant



DEBBIE HAGEN
Insurance Representative

SETH HEITMEYER
Supervisor, Building Facilities

ALEX KELLEY
Assistant Director/ Athletics Marketing

JEREMY LAMB
Director of Ticket Operations

DOROTHY LEWIS
Assistant Director for Business Operations

MAX LORBER
Assistant Director/ Athletics Marketing



STEPHANIE MANSDORF
Events Planner, Athletics Development

JOSLYNE MATHIEU
Senior Accountant

KEITH McCLUNEY
Assistant Director, Athletics Annual Giving

RALPH NOGUERAS
Assistant Equipment Manager

CHRIS PARASKIS
Assistant Equipment Manager

BOBBY REVILLA
Head Equipment Manager



SAL SANDATE
Assistant Director of Development for Major Gifts

MEREDITH SCARLATA
Business Manager

NATALIE STAINE
Accounting Assistant

IRA STANLEY
Director of Athletic Facilities

BRUCE THOMPSON
Assistant Director of Development for Major Gifts

PATRICIA VAZQUEZ-BELLO
Assistant Director of Ticket Operations



ELIZABETH VOETSCH
Assistant Director of Ticket Operations

DOROTHY WEHR
Receptionist



THE HURRICANE CLUB

The mission of the Hurricane Club is to strengthen the University of Miami's commitment to student-athlete excellence both academically and athletically. Through the Hurricane Club, local and national volunteers, alumni and former student-athletes collectively seek to increase scholarship support, improve facilities and provide the operation and maintenance funding vital for all 17 varsity sports.

FOUNDATIONS FOR THE FUTURE

Annual gifts to the Hurricane Club are an important source of funds for our athletic program. The scholarships provided through these contributions allow the University of Miami to recruit and retain the best student-athletes by allowing them to attend one of the finest universities in the country, while participating in athletic competition.

The Membership Societies, which are part of the Hurricane Club, fund almost half of the current scholarships available to student-athletes. In an effort to help bolster the Hurricane Club and increase annual giving, we are reaching out to current season ticket holders, reconnecting with former Hurricane Club members and creating an association of former student-athletes who will contribute annually to our athletic program. Additionally, there are many benefits associated with giving to the Hurricane Club Annual Fund, including priority tickets, preferred seating and invitations to member-only events.

THE U CLUB

Not everyone knows what it takes to actually step on the field, court or track and proudly wear the Orange and Green. Many dream the dream, but few actually achieve it.

University of Miami letterwinners belong to a small and select group of gifted student-athletes who participated at an elite level of competition.

Whether it represented the culmination of an athletic career or a step to the next level, these former student-athletes will always be 'Canes.

Reconnecting and sharing memories with others, while promoting the University of Miami and its rich athletic heritage, is what the U Club is all about. We most honor the past and secure the future to ensure Hurricane tradition is passed on from one generation to the next.

BASKETBOWL

The Miami men's basketball team held its first annual "BasketBowl" fundraiser at Lucky Strike Lanes in Miami Beach in September.

The team welcomed about 200 supporters and were able to raise upwards of $80,000 for the Miami men's basketball program. Both live and silent auctions helped bring in the funds, including auctioning off a VIP game experience package for a home game and a trip for two to travel with the team to its game at Kentucky.

"I could not be more thrilled with today's turnout in our first "basketbowl" fundraiser. It was a great opportunity for our fans and their families to come out and have some fun while getting to know the players. Everyone involved with Miami's men's basketball program certainly appreciates the love that we felt from everyone, and we're looking forward to making this an annual event."

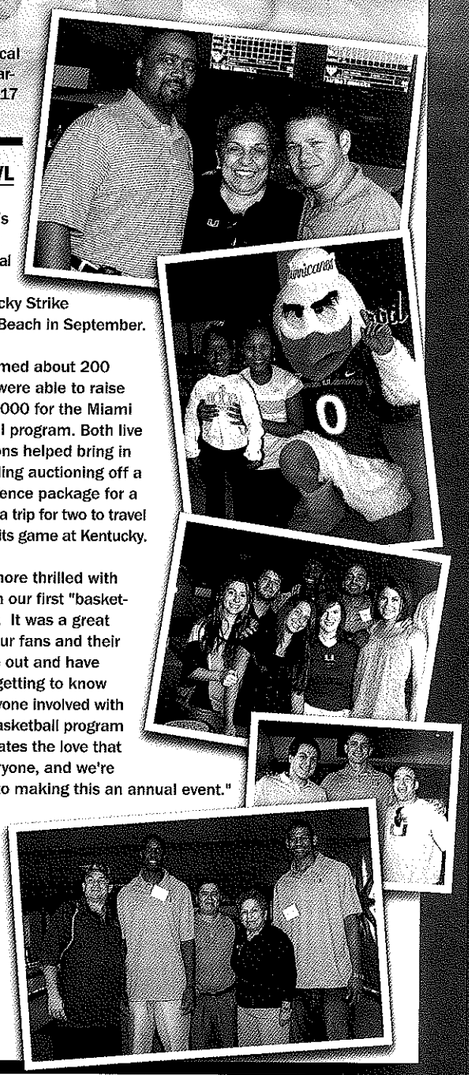

COMPLIANCE



DAVID REED
Assistant Athletic Director/Compliance

David Reed is entering his second year as Assistant Athletic Director for Compliance, overseeing the Compliance office and acting as the lead on all NCAA Compliance initiatives. An 11-year veteran to NCAA compliance, Reed has held compliance positions at Marshall and Pittsburgh, as well as serving as a compliance intern at both Cincinnati and Xavier. Before his intercollegiate athletics career, Reed was an assistant football coach at Woodrow Wilson High School (Beckley, W.V.).

Reed earned a bachelor's degree in environmental studies from Mountain State University in 1998 and a master's degree in athletic administration from Marshall in 1999. Reed graduated from the Sports Management Institute in 2006 and attended the 1A Athletic Director's Institute in 2005. He is a member of the National Association of Athletics Compliance Coordinators (NAAC).

Reed is married to the former Angela Bowman and the couple has a daughter, Raegan Elizabeth.



STEPHEN CLACHERTY
Assistant Compliance Director

Clacherty is responsible for monitoring financial aid, housing and meal plans, as well as coordinating the UM drug testing program and overseeing student-athlete employment. Prior to joining the staff at UM, he worked in the Compliance Office at both Seton Hall and Syracuse. He earned a bachelor's degree from SUNY Cortland.



JAMIE ISRAEL
Associate Compliance Director

Israel is responsible for all aspects of compliance related to recruiting, eligibility and playing and practice seasons. He also provides rules education and coordinates the UM agent program. Before coming to UM, Israel was a professor of Sports and Business Law at Florida Atlantic University and served as legal counsel in the area of sports marketing. He is a graduate of the University of Miami and earned a Juris Doctor from Emory.



DEBBIE FOLEY
Administrative Assistant

Foley assists Senior Associate Athletic Director Tony Hernandez and Assistant Athletic Director for Compliance David Reed with all administrative tasks and duties. In addition, she acts as a liaison to the Business Office and coordinates technology support. She is a student at UM and is the married mother of three children.

OFFICE OF ATHLETIC COMPLIANCE

David Reed, Stephen Clacherty, Jamie Israel and Debbie Foley form one of the nation's most comprehensive compliance departments and work closely with the Hurricanes athletic department to ensure full compliance with institutional, Atlantic Coast Conference and NCAA rules and regulations.

U miami

Dear Prospective Student-Athlete:

As a prospective student-athlete, you may have the athletic potential to play college basketball at the Division I level. If so, you probably will be exposed to an enormous amount of recruitment activities from universities across the country.

Throughout the recruitment process, coaches will reference various NCAA rules and regulations. The rules are designed for various reasons. The most important of which are to ease the pressures on prospective student-athletes and to level the playing field so that all universities operate within the same guidelines.

During the recruiting process you may have the following questions:

- When and how often can I visit an institution's campus?
- When, where and how often can a coach telephone me?
- How many times can a coach observe me in practice and/or competition?
- What academic criteria must I meet to be eligible to play Division I basketball?

The answers to these questions and more can be obtained from the University of Miami Compliance Office or the NCAA by requesting the NCAA Guide for the College-Bound Student-Athlete. The guide may be provided to a prospective student-athlete at any time. The guide addresses issues related to Divisions I, II and III academic eligibility, financial aid, recruitment and more.

To receive a copy of the guide call the NCAA Hotline at 1-800-638-3731 or request it from the University of Miami coach who is recruiting you.

Please remember that since violations of NCAA rules during your recruitment could jeopardize your athletic eligibility, it is important for you and your parents to be informed and to ask questions throughout the recruiting process.

Best of luck and GO HURRICANES!

Sincerely,

David Reed
Assistant Athletic Director for Compliance

FREQUENTLY ASKED QUESTIONS

Who is a Prospective Student-Athlete (Prospect)?
You are a prospect if you have started classes for the ninth grade. Before the ninth grade, you may become a prospect if a university provides you (or your family or friends) any financial aid or other benefit that is not usually provided to prospective student-athletes.

You are no longer a prospect if you have done any of the following:
(1) Officially register and enroll in a minimum full-time program of studies and have attended classes in any four-year collegiate institution's regular academic year (excluding summer); or (2) Participated in a regular squad practice or competition at a four-year collegiate institution that occurs before the beginning of any term; or (3) Officially register and enrolled and attend classes during the summer prior to initial enrollment and receive institutional athletics aid.

How do I know if I'm being recruited?
A coach is recruiting you if they try to convince you directly, or through your family, to attend their school and participate in intercollegiate athletics. There are several ways to be recruited: (1) a coach may provide you with an official paid visit to view the campus, (2) a coach may arrange an in-person, off-campus meeting with you (or your family), or (3) a coach or staff member may call you (or your family) on more than one occasion for the purpose of recruitment.

Coaches and authorized institutional staff members are the only individuals who may recruit you. Representatives of athletic interests (boosters) may not call, write or make in-person contact with you anywhere for the purpose of recruiting you to a university and participating in athletics.

When can a coach contact me?
Off Campus Contact: In the sport of basketball, a coach can arrange a face-to-face meeting with you, off the University's campus, beginning the first day of classes of your senior year. In all other sports, a coach can arrange a face-to-face meeting with you, off the University's campus, beginning July 1 after your junior year.

Telephone Calls: In all sports other than football and basketball, a coach may call a prospect one time per week after July 1 following the completion of the prospect's junior year in high school.

In the sport of football, a coach may initiate one telephone call to a prospect between April 15th and May 31st of the prospect's junior year. Additional calls are not permitted prior to September 1st of the beginning of the prospect's senior year in high school.

In the sport of men's basketball, coaches may make one telephone call per month from June 15 of the prospect's sophomore year through July 31 of the junior year. Beginning August 1 of the senior year a coach may make two telephone calls per week. Only one call per week may be made to a two-year or four-year college prospect.

In the following circumstances unlimited calls to a prospect are permitted: (1) during the five days immediately preceding an official visit to the University of Miami, (2) on the initial date for signing the National Letter of Intent and the two days following the signing date, and (3) on the day of a coach's off-campus contact with a prospect

For all sports, coaches may receive telephone calls placed by a prospect at the prospect's expense at anytime, including before July 1 following the prospect's junior year in high school.

A Division I institution may provide a recruit with the following printed materials:

- General correspondence, including letters, U.S. Postal Service postcards and institutional note cards;
- Game programs, which may not include posters, and one Student-Athlete Handbook;
- NCAA educational information;
- Pre-enrollment information subsequent to signing a National Letter of Intent with the university;
- One athletic publication (e.g., media guide or recruiting brochure);
- Official academic, admissions and student services publications published or videos produced by the institution and available to all students;
- Schedule and business cards;
- Questionnaires which may be provided prior to your junior year; and Camp brochures which may be provided prior to your junior year.

Letters
In sports other than men's basketball, letters and recruiting information may be sent to you starting September 1 at the beginning of your junior year in high school. In men's basketball, recruiting materials may be provided starting June 15 at the conclusion of the prospect's sophomore year.

What is a Contact?
A contact is any face-to-face encounter between a prospect or the prospect's parent(s) or legal guardian and an institutional staff member or athletic representative during which any dialogue occurs in excess of an exchange of a greeting. **NOTE:** At the Division I level, athletic representatives (boosters) may not contact you for the purpose of recruiting.

What can a school offer me to attend their University?
You (or your family) may not receive any benefit, inducement or arrangements such as cash, clothing, cars, gifts or loans to encourage you to sign a National Letter of Intent or to attend a NCAA school.

A University may offer you a one-year scholarship that covers room and board, tuition and fees, and required course-related books, or any part of these. The institution can recommend that this aid is renewed each year, as is the general practice at the University of Miami, but this renewal is not guaranteed. In addition, they can offer you quality academic and medical support, as well as the opportunity to compete for one of the nation's top programs.

What can I do during this process?
Enjoy your high school years and work hard both in the classroom and in your sport. At the beginning of your junior year you should sign up for the NCAA Clearinghouse. Your high school guidance office can provide you with the information to register.

COMPLIANCE CONTACT INFORMATION

NCAA
P.O. Box 6222
Indianapolis, IN 46206
(317) 917-6222
(800) 638-3731
www.ncaa.org

University of Miami Compliance Office
5821 San Amaro Drive
Coral Gables, FL 33146
(305) 284-2692
athleticscompliance@miami.edu
www.hurricanesports.com

Big Ideas Need
Top-Ranked Dependability.

Official Document Company of the Miami Hurricanes

your document solutions provider U miami

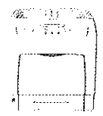

Ricoh dependability moves your ideas forward.

RICOH™

ricoh-usa.com ©2008 Ricoh Americas Corporation.

BOSTON COLLEGE
Jan. 10, Chestnut Hill, Mass.
Feb. 21, Coral Gables, Fla.

Location	Chestnut Hill, Mass.
Enrollment	14,500
Nickname	Eagles
Colors	Maroon and Gold
Conference	ACC
President	Rev. William P. Leahy, S.J.
Athletic Director	Gene DiFilippo
Arena	Silvio O. Conte Forum (8,606)
Press Row	(617) 552-8989
Website	www.bceagles.com
Head Coach	Al Skinner (UMass, '74)
Career Record	348-263 (20)
Record at School	210-137 (11)
Assistants	Pat Duquette, Bonzie Colson, Mo Cassara
2007-08 Record	14-17
Conference Record (Finish)	4-12 (T-11)
Postseason	N/A
Final Ranking	N/A
Letterwinners R/L	7/5
Starters R/L	3/2
Series Record	22-9, BC
Last Meeting	3/5/08 (74-61, UM)
Streak	UM, 1 game
MBB SID	Dick Kelley
E-mail	kelleyri@bc.edu
Office	(617) 552-3039

CLEMSON
Dec. 21, Coral Gables, Fla.

Location	Clemson, S.C.
Enrollment	17,585
Nickname	Tigers
Colors	Burnt Orange & Northwest Purple
Conference	ACC
President	James F. Barker
Athletic Director	Dr. Terry Don Phillips
Arena	Littlejohn Coliseum (10,000)
Press Row	(864) 654-3326
Website	www.clemsontigers.com
Head Coach	Oliver Purnell (Old Dominion '75)
Career Record	350-259 (20)
Record at School	94-68 (5)
Assistants	Ron Bradley, Frank Smith, Josh Postorino
2007-08 Record	24-10
Conference Record (Finish)	10-6 (3)
Postseason	NCAA First Round
Final Ranking	22 (AP)/ARV (Coaches)
Letterwinners R/L	11/4
Starters R/L	3/2
Series Record	7-6, CU
Last Meeting	2/27/08 (79-69, CU)
Streak	CU, 1 game
MBB SID	Philip Sikes
E-mail	philips@clemson.edu
Office	(864) 656-2114

CONNECTICUT
Possible Opponent, Paradise Jam

Location	Storrs, Conn.
Enrollment	28,677
Nickname	Huskies, UConn
Colors	National Flag Blue (Navy) and White
Conference	Big East
President	Dr. Michael J. Hogan
Athletic Director	Jeffrey A. Hathaway
Arena	Harry A. Gampel Pavilion (10,167)/ Hartford Civic Center (16,294)
Press Row	(860) 486-1888 (GP)
Website	UConnHuskies.com
Head Coach	Jim Calhoun (American Int'l College, '68)
Career Record	774-337 (36)
Record at School	526-200 (22)
Assistants	George Blaney, Andre LaFleur, Patrick Sellers
2007-08 Record	24-9
Conference Record (Finish)	13-5 (4)
Postseason	NCAA First Round
Final Ranking	16 (AP)/ARV (Coaches)
Letterwinners R/L	8/3
Starters R/L	4/1
Series Record	15-8, UConn
Last Meeting	2/18/04 (76-63, UConn)
Streak	UConn, 1 game
MBB SID	Kyle Muncy
E-mail	kyle.muncy@uconn.edu
Office	(860) 486-3531



DUKE
Feb. 7, Durham, N.C.

Location	Durham
Enrollment	[illegible]
Nickname	Blue Devils
Colors	Duke Blue and White
Conference	[illegible]
President	Dr. Richard H. Brodhead
Athletic Director	Kevin White
Arena	Cameron Indoor Stadium (9,314)
Press Row	(919) 681-[illegible]
Website	www.goduke.com
Head Coach	Mike Krzyzewski (Army, '69)
Career Record	803-287 (32)
Record at School	730-296 (27)
Assistants	Steve Wojciechowski, Chris Collins, Nate James
2007-08 Record	28-6
Conference Record (Finish)	13-3 (1)
Postseason	NCAA Second Round
Final Ranking	9 (AP)/ 16 (Coaches)
Letterwinners R/L	11/
Starters R/L	4/1
Series Record	10-2, Duke
Last Meeting	2/20/08 (96-95, UM)
Streak	UM, 1 game
MBB SID	Matt Pilipp
E-mail	plizga@duke.edu
Office	(919) 668-1742

FLORIDA ATLANTIC
Jan. 5, Coral Gables, Fla.

Location	Boca Raton, Fla.
Enrollment	26,000
Nickname	Owls
Colors	Blue and Red
Conference	Sun Belt
President	Frank T. Brogan
Athletic Director	Craig Angelos
Arena	FAU Arena (5,000)
Press Row	(561) 297-4092
Website	www.fausports.com
Head Coach	Mike Jarvis (Northeastern, '68)
Career Record	363-202 (18)
Record at School	First Season
Assistants	Mike Jarvis II, Matt McCall, Tim Kline
2007-08 Record	15-16
Conference Record (Finish)	8-10 (4 East)
Postseason	N/A
Final Ranking	N/A
Letterwinners R/L	7/1
Starters R/L	3/2
Series Record	17-1, UM
Last Meeting	11/29/04 (84-68, UM)
Streak	UM, 2 games
MBB SID	Nick Mirkovich
E-mail	nmirkov@fau.edu
Office	(561) 297-3063

FLORIDA INTERNATIONAL
Coral Gables, Fla.

Location	Miami, Fla.
Enrollment	38,000
Nickname	Golden Panthers
Colors	Blue and Gold
Conference	Sun Belt
President	Dr. Modesto A. Maidique
Athletic Director	Pete Garcia
Arena	FIU Arena (5,000)
Press Row	(305) 348-3702
Website	www.fiusports.com
Head Coach	Sergio Rouco (Nova Southeastern, '87)
Career Record	42-74 (4)
Record at School	42-74 (4)
Assistants	Dwight Evans, Kevin Fricke, Heath Glick
2007-08 Record	9-20
Conference Record (Finish)	6-12 (5 East)
Postseason	N/A
Final Ranking	N/A
Letterwinners R/L	7/4
Starters R/L	4/1
Series Record	11-1, UM
Last Meeting	12/8/07 (67-53, UM)
Streak	UM, 5 games
MBB SID	Rich Kelch
E-mail	kelchr@fiu.edu
Office	(305) 348-3164

FLORIDA SOUTHERN
Nov. 15, Coral Gables, Fla.

Location	Lakeland, Fla.
Enrollment	1,946
Nickname	Moccasins
Colors	Scarlet and White
Conference	Sunshine State
President	Dr. Anne Kerr
Athletic Director	Pete Meyer
Arena	Jenkins Field House (2,500)
Press Row	N/A
Website	www.flsouthern.edu/athletics
Head Coach	Linc Darner (Purdue, '95)
Career Record	106-74 (6)
Record at School	32-29 (2)
Assistants	Blake Williams, Mike Mazur
2007-08 Record	24-9
Conference Record (Finish)	12-4 (1)
Postseason	N/A
Final Ranking	N/A
Letterwinners R/L	4/1
Starters R/L	10/2
Series Record	59-8, UM
Last Meeting	11/9/07 (104-61, UM)
Streak	UM, 1 game
MBB SID	Bill Turnage
E-mail	bturnage@flsouthern.edu
Office	(863) 680-4256

FLORIDA STATE
Jan. 21, Coral Gables, Fla.
Feb. 18, Tallahassee, Fla.

Location	Tallahassee, Fla.
Enrollment	32,525
Nickname	Seminoles
Colors	Garnet and Gold
Conference	ACC
President	Dr. T.K. Wetherell
Athletic Director	Randy Spetman
Arena	Donald L. Tucker Center (12,100)
Press Row	(850) 224-4098
Website	www.seminoles.com
Head Coach	Leonard Hamilton (Tenn.-Martin, '71)
Career Record	306-296 (20)
Record at School	106-86 (6)
Assistants	Stan Jones, Corey Williams, Andy Enfield
2007-08 Record	19-15
Conference Record (Finish)	7-9 (T-7)
Postseason	NIT First Round
Final Ranking	N/A
Letterwinners R/L	8/5
Starters R/L	3/2
Series Record	33-27, FSU
Last Meeting	3/8/08 (75-72, FSU)
Streak	FSU, 5 games
MBB SID	Chuck Walsh
E-mail	cwalsh@fsu.edu
Office	(850) 644-1403

GEORGIA TECH
Mar. 4, Atlanta, Ga.

Location	Atlanta, Ga.
Enrollment	16,793
Nickname	Yellow Jackets
Colors	Old Gold and White
Conference	ACC
President	Dr. Gary Schuster
Athletic Director	Dan Radakovich
Arena	Alexander Memorial Coliseum (9,191)
Press Row	(404) 894-5458
Website	www.ramblinwreck.com
Head Coach	Paul Hewitt (St. John Fisher, '85)
Career Record	208-139 (11)
Record at School	142-112 (8)
Assistants	John O'Connor, Charlton Young, Peter Zaharis
2007-08 Record	15-17
Conference Record (Finish)	7-9 (T-7)
Postseason	N/A
Final Ranking	N/A
Letterwinners R/L	10/4
Starters R/L	3/2
Series Record	5-4, UM
Last Meeting	2/17/08 (64-63, UM)
Streak	UM, 4 games
MBB SID	Mike Stamus
E-mail	mstamus@athletics.gatech.edu
Office	(404) 894-5446



IONA
Possible Opponent, Paradise Jam

Location	New Rochelle, N.Y.
Enrollment	3,322
Nickname	Gaels
Colors	Maroon and Gold
Conference	Metro Atlantic Athletic
President	Br. James A. Liguori
Athletic Director	Patrick Lyons
Arena	Hynes Athletics Center (2,611)
Press Row	(914) 633-2255
Website	www.icgaels.com
Head Coach	Kevin Willard (Pittsburgh, '97)
Career Record	12-20 (1)
Record at School	12-20 (1)
Assistants	Shaheen Holloway, Dan McHale, Stephen Sauers
2007-08 Record	12-20
Conference Record (Finish)	8-10 (7)
Postseason	N/A
Final Ranking	N/A
Letterwinners R/L	7/6
Starters R/L	3/2
Series Record	1-0, UM
Last Meeting	1/7/60 (69-67, UM)
Streak	UM, 1 game
MBB SID	Brian Beyrer
E-mail	bbeyrer@iona.edu
Office	(914) 633-2334



KENTUCKY
Dec. 6, Lexington, Ky.

Location	Lexington, Ky.
Enrollment	27,000
Nickname	Wildcats
Colors	Blue and White
Conference	Southeastern
President	Dr. Lee T. Todd, Jr.
Athletic Director	Mitch Barnhart
Arena	Rupp Arena (23,000)
Press Row	(859) 252-3602
Website	www.ukathletics.com
Head Coach	Billy Gillispie
Career Record	118-71 (6)
Record at School	18-13 (1)
Assistants	Jeremy Cox, Glynn Cyprien, Tracy Webster
2007-08 Record	18-13
Conference Record (Finish)	12-4 (3)
Postseason	NCAA First Round
Final Ranking	N/A
Letterwinners R/L	7/5
Starters R/L	2/3
Series Record	3-0, UK
Last Meeting	1/29/00 (60-57, UK)
Streak	UK, 3 games
MBB SID	Dewayne Peevy
E-mail	dewayne.peevy@uky.edu
Office	(859) 257-3838

LA SALLE
Possible Opponent, Paradise Jam

Location	Philadelphia, Pa.
Enrollment	7,554
Nickname	Explorers
Colors	Blue and Gold
Conference	Atlantic 10
President	Brother Michael J. McGinniss, FSC
Athletic Director	Dr. Thomas Brennan
Arena	Tom Gola Arena (4,000)
Press Row	(215) 438-5158
Website	www.goexplorers.com
Head Coach	Dr. John Gianni (North Central, '84)
Career Record	350-215 (19)
Record at School	53-66 (4)
Assistants	Walt Fuller, Horace Owens, Harris Adler
2007-08 Record	15-17
Conference Record (Finish)	8-8 (7)
Postseason	N/A
Final Ranking	N/A
Letterwinners R/L	6/2
Starters R/L	4/1
Series Record	9-4, La Salle
Last Meeting	12/9/70 (97-77, LU)
Streak	La Salle, 1 game
MBB SID	Kale Beers
E-mail	beers@lasalle.edu
Office	(215) 951-1513

MARYLAND
Jan. 14, Coral Gables, Fla.
Jan. 31, College Park, Md.

Location	College Park, Md.
Enrollment	36,014
Nickname	Terrapins
Colors	Red, White, Black and Gold
Conference	ACC
President	Dr. C.D. Mote, Jr.
Athletic Director	Deborah A. Yow
Arena	Comcast Center (17,950)
Press Row	(301) 314-8624
Website	www.umterps.com
Head Coach	Gary Williams (Maryland, '68)
Career Record	604-341 (30)
Record at School	397-215 (19)
Assistants	Chuck Driesell, Keith Booth, Robert Ehsan
2007-08 Record	19-15
Conference Record (Finish)	8-8 (T-5)
Postseason	NIT Second Round
Final Ranking	N/A
Letterwinners R/L	10/4
Starters R/L	3/2
Series Record	9-5, UM
Last Meeting	2/23/08 (78-63, Miami)
Streak	Miami, 3 games
MBB SID	Doug Dull
E-mail	ddull@umd.edu
Office	(301) 314-7064

NORTH CAROLINA
Jan. 17, Chapel Hill, N.C.
Feb. 15, Coral Gables, Fla.

Location	Chapel Hill, N.C.
Enrollment	29,500
Nickname	Tar Heels
Colors	Carolina Blue and White
Conference	ACC
Chancellor	Holden Thorp
Athletic Director	Dick Baddour
Arena	Dean E. Smith Center (21,750)
Press Row	(919) 962-2067
Website	www.tarheelblue.com
Head Coach	Roy Williams (North Carolina, '72)
Career Record	560-194 (23)
Record at School	142-33 (4)
Assistants	Joe Holladay, Steve Robinson, C.B. McGrath
2007-08 Record	36-3
Conference Record (Finish)	14-2 (1)
Postseason	NCAA Final Four
Final Ranking	1 (AP), 3 (Coaches)
Letterwinners R/L	10/3
Starters R/L	5/0
Series Record	11-2, UNC
Last Meeting	1/23/08 (98-82, UNC)
Streak	UNC, 3 games
MBB SID	Steve Kirschner
E-mail	stevekirschner@unc.edu
Office	(919) 962-2062

NORTH CAROLINA CENTRAL
Jan. 3, Coral Gables, Fla.

Location	Durham, N.C.
Enrollment	8,353
Nickname	Eagles
Colors	Maroon and Gray
Conference	Independent
Chancellor	Charlie Nelms
Athletic Director	Ingrid Wicker-McCrea
Arena	McLendon-McDougald Gym (3,056)
Press Row	(919) 796-1894
Website	www.nccueaglepride.com
Head Coach	Henry Dickerson (U of Charleston, '71)
Career Record	116-144 (5)
Record at School	43-71 (4)
Assistants	Ray Martin, LeVelle Moton
2007-08 Record	4-26
Conference Record (Finish)	N/A
Postseason	N/A
Final Ranking	N/A
Letterwinners R/L	7/3
Starters R/L	3/2
Series Record	First Meeting
MBB SID	Kyle Serba
E-mail	kserba@nccu.edu
Office	(919) 530-7054

[illegible]STATE
[illegible], N.C.
[illegible] Gables, Fla.

[illegible]	Raleigh, N.C.
[illegible]	31,000
[illegible]	Wolfpack
[illegible]	Red and White
[illegible]	ACC
[illegible]	Dr. James L. Oblinger
[illegible]	Lee Fowler
[illegible]	RBC Center (19,700)
[illegible]	(919) 861-6190
[illegible]	www.gopack.com
[illegible] Coach	Sidney Lowe (St. Paul's, '06)
[illegible] Record	35-32 (2)
[illegible] at School	35-32 (2)
[illegible]	Monte Towe, Larry Harris, Pete Strickland
2007-08 Record	15-16
[illegible] Record (Finish)	4-12 (T-11)
[illegible]	N/A
[illegible] Ranking	N/A
[illegible] R/L	10/3
[illegible] R/L	3/2
[illegible] Record	4-3, NC State
[illegible] Meeting	3/13/08 (63-50, UM)
[illegible]	UM, 1 game
[illegible] SID	Brian Reinhardt
[illegible]	brian_reinhardt@ncsu.edu
[illegible]	(919) 515-8953

NORTH FLORIDA
Dec. 31, Coral Gables, Fla.

Location	Jacksonville, Fla.
Enrollment	17,000
Nickname	Ospreys
Colors	Navy Blue and Gray
Conference	Atlantic Sun
President	John Delaney
Athletic Director	Dr. Richard Gropper
Arena	UNF Arena (5,800)
Press Row	(904) 620-1902
Website	www.unfospreys.com
Head Coach	Matt Kilcullen (Lehman College, '76)
Career Record	208-285 (18)
Record at School	90-164 (9)
Assistants	Evan Davis, Earnest Crumbley, Jimmy Link
2007-08 Record	3-26
Conference Record (Finish)	1-15 (12)
Postseason	N/A
Final Ranking	N/A
Letterwinners R/L	6/7
Starters R/L	3/2
Series Record	1-0, UM
Last Meeting	12/20/07 (85-63, UM)
Streak	UM, 1 game
MBB SID	Shawn LaFata
E-mail	slafata@unf.edu
Office	(904) 620-4027

OHIO STATE
Dec. 2, Coral Gables, Fla.

Location	Columbus, Ohio
Enrollment	60,347
Nickname	Buckeyes
Colors	Scarlet and Gray
Conference	Big Ten
President	Gordon Gee
Athletic Director	Eugene Smith
Arena	Value City Arena (19,049)
Press Row	(614) 688-5330/5331
Website	www.ohiostatebuckeyes.com
Head Coach	Thad Matta (Butler, '90)
Career Record	207-66 (8)
Record at School	104-35 (4)
Assistants	Alan Major, Archie Miller, Brandon Miller
2007-08 Record	24-13
Conference Record (Finish)	10-8 (5)
Postseason	NIT Champions
Final Ranking	ARV (Coaches)
Letterwinners R/L	8/5
Starters R/L	2/3
Series Record	2-1, UM
Last Meeting	3/19/00 (75-62, UM)
Streak	UM, 2 games
MBB SID	Dan Wallenberg
E-mail	dwallenberg@buckeyes.ath.ohio-state.edu
Office	(614) 292-4095

ROBERT MORRIS
Dec. 14, Coral Gables, Fla.

Location	Moon Township, Pa.
Enrollment	5,000
Nickname	Colonials
Colors	Blue, Red and White
Conference	Northeast
President	Gregory G. Dell'Omo, Ph.D
Athletic Director	Marty Galosi
Arena	Charles L. Sewall Center (3,056)
Press Row	(412) 397-3431
Website	www.rmucolonials.com
Head Coach	Mike Rice (Fordham, '91)
Career Record	26-8 (1)
Record at School	26-8 (1)
Assistants	Andrew Toole, Levi Franklin, Jr., Jimmy Martelli
2007-08 Record	26-8
Conference Record (Finish)	16-2 (1)
Postseason	NIT First Round
Final Ranking	N/A
Letterwinners R/L	7/3
Starters R/L	3/2
Series Record	1-0, UM
Last Meeting	11/30/94 (66-51, UM)
Streak	UM, 1 game
MBB SID	Jim Duzyk
E-mail	duzyk@rmu.edu
Office	(412) 379-4314

ST. JOHN'S
Dec. 27, New York, N.Y.

Location	Queens, N.Y.
Enrollment	20,086
Nickname	Red Storm
Colors	Red and White
Conference	Big East
President	Rev. Donald J. Harrington, C.M.
Athletic Director	Chris Monasch
Arena	Madison Square Garden (19,786)/ Carnesecca Arena (6,008)
Press Row	(212) 631-8890 (MSG)
Website	www.redstormsports.com
Head Coach	Norm Roberts (Queens College, '87)
Career Record	48-67 (4)
Record at School	48-67 (4)
Assistants	Glenn Braica, Fred Quartlebaum, Chris Casey
2007-08 Record	11-19
Conference Record/Finish	5-13 (14)
Postseason	N/A
Final Ranking	N/A
Letterwinners R/L	10/6
Starters R/L	4/1
Series Record	16-13, St. John's
Last Meeting	12/2/07 (66-47, UM)
Streak	UM, 2 games
MBB SID	Mark Fratto
E-mail	frattom@stjohns.edu
Office	(718) 990-6897



SAN DIEGO
Possible Opponent, Paradise Jam

Location	San Diego, Calif.
Enrollment	7,600
Nickname	Toreros
Colors	Torero Blue, Navy and White
Conference	West Coast
President	Dr. Mary E. Lyons
Athletic Director	Ky Snyder
Arena	Jenny Craig Pavilion (5,100)
Press Row	(619) 767-3928
Website	www.usdtoreros.com
Head Coach	Bill Grier (Oregon, '90)
Career Record	22-14 (1)
Record at School	22-14 (1)
Assistants	Bill Carr, Mike Burns, Kyle Blankhead
2007-08 Record	22-14
Conference Record/Finish	11-3 (3)
Postseason	NCAA Second Round
Final Ranking	N/A
Letterwinners R/L	10/0
Starters R/L	5/0
Series Record	First Meeting
MBB SID	Ted Gosen
E-mail	tgosen@sandiego.edu
Office	(619) 260-4745

STETSON
Nov. 29, Coral Gables, Fla.

Location	DeLand, Fla.
Enrollment	2,324
Nickname	Hatters
Colors	Hunter Green and White
Conference	Atlantic Sun
President	Dr. H. Douglas Lee
Athletic Director	Jeff Altier
Arena	Edmunds Center (4,000)
Press Row	(386) 822-8133
Website	www.gohatters.com
Head Coach	Derek Waugh (Furman, '93)
Career Record	92-130 (9)
Record at School	92-130 (9)
Assistants	Wylie Tucker, Jon Coffman, Sebastian Singletary
2007-08 Record	16-16
Conference Record/Finish	11-5 (3)
Postseason	N/A
Final Ranking	N/A
Letterwinners R/L	11/2
Starters R/L	5/0
Series Record	45-33, UM
Last Meeting	12/17/07 (89-53, UM)
Streak	UM, 5 games
MBB SID	Dean Watson
E-mail	dwatson@stetson.edu
Office	(386) 822-8130

VALPARAISO
Possible Opponent, Paradise Jam

Location	Valparaiso, Ind.
Enrollment	3,900
Nickname	Crusaders
Colors	Brown and Gold
Conference	Horizon League
President	Mark Heckler
Athletic Director	Mark LaBarbera
Arena	Athletics-Recreation Center (6,000)
Press Row	(219) 548-1624
Website	www.valpoathletics.com
Head Coach	Homer Drew (William Jewell, '78)
Career Record	593-376 (18)
Record at School	324-254 (10)
Assistants	Bryce Drew, Luke Gore, Chris Spencer
2007-08 Record	22-14
Conference Record/Finish	9-9 (T-4)
Postseason	CBI Quarterfinals
Final Ranking	N/A
Letterwinners R/L	6/0
Starters R/L	3/2
Series Record	1-0, VU
Last Meeting	12/28/56 (81-76, VU)
Streak	VU, 1 game
MBB SID	Aaron Leavitt
E-mail	aaron.leavitt@valpo.edu
Office	(219) 464-6955



SOUTHERN MISS
Nov. 21, Paradise Jam

Location	Hattiesburg, MS
Enrollment	15,000
Nickname	Golden Eagles
Colors	Black and Gold
Conference	Conference USA
President	Dr. Martha D. Saunders
Athletic Director	Richard Giannini
Arena	Reed Green Coliseum (8,095)
Press Row	(601) 266-5428
Website	www.southernmiss.com
Head Coach	Larry Eustachy (Long Beach State, '79)
Career Record	320-208 (18)
Record at School	60-63 (5)
Assistants	Steve Barnes, Nate Loenser, Ricky Wilson
2007-08 Record	19-14
Conference Record/Finish	9-7 (T-4)
Postseason	N/A
Final Ranking	N/A
Letterwinners R/L	9/3
Starters R/L	4/1
Series Record	First Meeting
MBB SID	Tim Andrzejewski
E-mail	timothy.andrzejewski@usm.edu
Office	(601) 266-4503

VIRGINIA
Feb. 26, Charlottesville, Va.

Location	Charlottesville, Va.
Enrollment	20,834
Nickname	Cavaliers
Colors	Orange and Blue
Conference	ACC
President	John T. Casteen
Athletic Director	Craig Littlepage
Arena	John Paul Jones Arena (14,593)
Press Row	(434) 296-5910
Website	www.virginiasports.com
Head Coach	Dave Leitao (Northeastern, '83)
Career Record	133-111 (8)
Record at School	53-42 (4)
Assistants	Steve Seymour, Bill Courtney, Drew Diener
2007-08 Record	17-18
Conference Record/Finish	5-11 (10)
Postseason	CBI Semifinals
Final Ranking	N/A
Letterwinners R/L	11/6
Starters R/L	3/2
Series Record	5-3, UM
Last Meeting	3/1/08 (95-93, UM)
Streak	UM, 2 games
MBB SID	Rich Murray
E-mail	rmurray@virginia.edu
Office	(434) 982-5500

VIRGINIA TECH
Nov. 29, Coral Gables, Fla.

Location	Blacksburg, Va.
Enrollment	30,000
Nickname	Hokies
Colors	Chicago Maroon and Burnt Orange
Conference	ACC
President	Dr. Charles Steger
Athletic Director	Jim Weaver
Arena	Cassell Coliseum (9,847)
Press Row	(540) 231-3048
Website	www.hokiesports.com
Head Coach	Seth Greenberg (Fairleigh Dickinson, '78)
Career Record	301-240 (18)
Record at School	88-70 (5)
Assistants	James Johnson, Ryan Odom, Stacey Palmore
2007-08 Record	21-14
Conference Record/Finish	9-7 (4)
Postseason	NIT Quarterfinals
Final Ranking	N/A
Letterwinners R/L	11/2
Starters R/L	4/1
Series Record	8-6, VT
Last Meeting	3/14/08 (63-49, VT)
Streak	VT, 1 game
MBB SID	Bill Dyer
E-mail	wdyer@vt.edu
Office	(540) 231-8852





WAKE FOREST
Feb. 4, Coral Gables, Fla.

Location	Winston-Salem, N.C.
Enrollment	4,412
Nickname	Demon Deacons
Colors	Old Gold and Black
Conference	ACC
President	Dr. Nathan O. Hatch
Athletic Director	Ron Wellman
Arena	Lawrence Joel Veterans Memorial Coliseum (14,665)
Press Row	(336) 727-2945
Website	www.wakeforestsports.com
Head Coach	Dino Gaudio (Ohio, '81)
Career Record	85-137 (8)
Record at School	17-13 (1)
Assistants	Jeff Battle, Pat Kelsey, Mike Muse
2007-08 Record	17-13
Conference Record/Finish	7-9 (T-7)
Postseason	N/A
Final Ranking	N/A
Letterwinners R/L	14/1
Starters R/L	5/0
Series Record	7-1, WF
Last Meeting	1/29/08 (70-68, WF)
Streak	WF, 3 games
MBB SID	Scott Wortman
E-mail	wortmasm@wfu.edu
Office	(336) 758-6099

WISCONSIN
Possible Opponent, Paradise Jam

Location	Madison, Wis.
Enrollment	42,041
Nickname	Badgers
Colors	Cardinal and White
Conference	Big Ten
President	Carolyn "Biddy" Martin
Athletic Director	Barry Alvarez
Arena	Kohl Center (17,230)
Press Row	(608) 265-4333
Website	www.uwbadgers.com
Head Coach	Bo Ryan (Wilkes, '69)
Career Record	556-163 (24)
Record at School	84-30 (7)
Assistants	Greg Gard, Gary Close, Howard Moore
2007-08 Record	31-5
Conference Record/Finish	16-2 (1)
Postseason	NCAA Sweet 16
Final Ranking	6 (AP)/10 (Coaches)
Letterwinners R/L	12/4
Starters R/L	3/2
Series Record	2-0, UW
Last Meeting	12/8/86 (65-54, UW)
Streak	UW, 2 games
MBB SID	Patrick Herb
E-mail	pah@athletics.wisc.edu
Office	(608) 890-2477



2009 POSTSEASON

2009 ACC TOURNAMENT

March 12-15 | Atlanta, Ga. | The Georgia Dome

The 2009 ACC Basketball Tournament will take place in Atlanta's George Dome for the second time in conference history. The dome was completed in 1992 at a cost of $214 million which came from the Georgia General Assembly, making it one of the largest state-funded construction projects in state history. It hosted Super Bowl XXVIII in 1994 and Super Bowl XXXIV in 2000, as well as the NCAA Final Four Men's Basketball National Championship in 2002 and 2007, along with regional semifinals and finals in 2001 and 2006, and the NCAA Women's Final Four in 2003.

OFFICIALLY CHAMPION

Contrary to popular belief, the ACC basketball champion has not always been "officially" declared in the Tournament. The ACC merely copied the old Southern Conference by-laws, and the term pertaining to basketball just read: "Beginning December 1 and ending with the conference basketball tournament." With 17 teams it didn't pay to be too detailed. In the early years of the Tournament, unofficially and by custom, everyone regarded the Tournament champion as the ACC champion. But it wasn't until July 1, 1961, that the words "and the winner shall be the conference champion" were added to the ACC by-laws.



2009 NCAA TOURNAMENT

Opening Round | Tues., March 17
UD Arena | Dayton, Ohio | Host: University of Dayton

First and Second Rounds | Thurs., March 19 and Sat., March 21
Greensboro Coliseum | Greensboro, N.C. | Host: ACC
Sprint Center | Kansas City, Mo. | Host: Big 12
Wachovia Center | Philadelpha, Pa. | Host: St. Joseph's
Rose Garden | Portland, Ore. | Host: Oregon

First and Second Rounds | Fri., March 20 and Sun., March 22
Taco Bell Arena | Boise, Idaho | Host: Boise State University
UD Arena | Dayton, Ohio | Host: University of Dayton
American Airlines Arena | Miami, Fla. | Host: FIU
HHH Metrodome | Minneapolis, Minn. | Host: University of Minn. Twin Cities

East Regional | Thurs., March 26 and Sat., March 28
TD Banknorth Garden | Boston, Mass. | Host: Boston College

West Regional | Thurs., March 26 and Sat., March 28
University of Phoenix Stadium | Glendale, Ariz. | Host: Arizona State

Midwest Regional | Fri., March 27 and Sun., March 29
Lucas Oil Stadium | Indianapolis, Ind. | Host: Butler/Horizon League

South Regional | Fri., March 27 and Sun., March 29
FedExForum | Memphis, Tenn. | Host: Memphis

Final Four | Sat., April 4 and Mon., April 6
Ford Field | Detroit, Mich. | Host: University of Detroit-Mercy





2007-08 IN REVIEW

Led by All-ACC First Team selection **Jack McClinton**, the University of Miami men's basketball team put together one of the most successful seasons in program history in 2007-08, capped by an NCAA Tournament second-round appearance.

LET'S DANCE

All-ACC First Team selection **Jack McClinton** powered the seventh-seeded Hurricanes past 10th-seeded St. Mary's in Miami's 78-64 first-round win on Friday, March 21, at Alltel Arena in North Little Rock, Ark. The junior used 32 second-half points (matching St. Mary's team output in the second stanza), en route to a career-high 38-point effort, to catapult the Hurricanes into the second round of the NCAA Tournament for the third time in program history.

In second-round action, Miami put together a furious second-half rally, nearly knocking off second-seeded Texas. But despite a dozen second-half McClinton points and a pair of thrilling three-pointers by **Raymond Hicks** in the final 11 seconds, the Hurricanes saw their exciting postseason run come to a close with a 75-72 loss to the Longhorns.

REVERSAL OF FORTUNE

With a 10-game swing from 2006-07, **Frank Haith**'s Hurricanes put together one of the largest turnarounds in NCAA Divison I basketball last season. After an injury-plagued squad struggled to a 12-20 record in 2006-07, the 2007-08 edition of the Hurricanes went 23-11, finished the regular season in fifth place in the ACC with program-best 8-8 mark and advanced to the second round of the NCAA Tournament for just the third time in program history. Just one year prior, the Hurricanes were the ACC's 12th-place team — and the media predicted the same outcome for 2007-08 in the preseason poll. However, Haith believed otherwise, and often opined throughout the season: "I like this team and I won't waiver off these comments, I think this team has a chance to be in the upper half of this league [ACC]." He was right.


JACK McCLINTON AND ANTHONY KING

A FIRST TIME FOR EVERYTHING

Jack McClinton made history as he became the first Hurricane named All-ACC First Team. An All-ACC Third Team pick in his first season for the Hurricanes in 2006-07, the junior guard earned first-team honors this season after leading the league in three-point field goals per game and free throw percentage, while ranking second in three-point field goal percentage and fourth in scoring. He was the only All-ACC First Team selection to earn All-ACC Academic Team recognition last season.

HURRICANE WARNING

Miami's top scorers — **Jack McClinton** (17.7 pppg, 18.8 ppg in ACC play) and **James Dews** (10.3 ppg) — proved lethal from anywhere on the court. The duo converted better than 90 percent from the line and led Miami from beyond the arc with a combined 152 three-pointers on the season.

THE FINAL STRETCH

The Hurricanes won eight of their last 12 games. Bouncing back from a disappointing 2-6 start in ACC play, the Hurricanes went 6-2 over the second half of the league schedule, reaching a program-record eight ACC wins.

HE SHOOTS... AND HE SCORES

Including a career-high 38 points in the NCAA Tournament win over St. Mary's, **Jack McClinton** finished his second season with the Hurricanes in 24th place among Miami's leading scorers with 1,085 points in just two seasons for the Hurricanes. He enters his senior year just 47 points out of 23rd place, 107 points out of the top 20 and 392 points out of the top 10. With 22 points at Florida State in the regular-season finale, he became the 28th Hurricane to score 1,000 career points, and just the fourth to do it in his first two seasons — and the first to accomplish that feat since Don Curnutt in 1969. McClinton scored in double figures 28 times in 2007-08 — including 11 games of 20-or-more points and three games of 30-plus points.

ACCEPTING CHARITY

Jack McClinton made 38-straight free throws to close the season, dating back to Miami's March 1 win over Virginia, and went 15-of-15 in the NCAA Tournament, including an 11-of-11 effort in the win over St. Mary's. **James Dews** has not missed a free throw since Jan. 23, making 26 straight — including an 8-of-8 effort in ACC Tournament play. McClinton and **Lance Hurdle**, who ranked among the ACC's top three and the nation's top 30 (McClinton was third in the NCAA) in free throw shooting, combined to convert 17-of-17 free throws versus Boston College (3/5) and 8-of-8 at Florida State (3/8). McClinton and Dews went 12-of-12 from the charity stripe in the ACC opening-round win over NC State. For the season, McClinton shot an ACC- and school-record .919, while Dews and Hurdle converted at a .907 and .865 clip, respectively.

KING'S COURT

With his appearance in the NCAA Tournament, fifth-year senior Anthony **King** broke the school record for most appearances by a Hurricane with 126, while making his 105th straight start versus Texas. King, the last Miami player to compete in both the Big East and ACC, finished his collegiate career ranked third in Miami history in career blocks (219) and seventh in career rebounds (824).

BATTLING THE BEST

At 23-11, the Miami squad finished the season ranked 35th in the RPI with the nation's 36th toughest schedule, while playing in the nation's top-ranked conference. The Hurricanes went 4-4 versus top-50 ranked teams in the RPI and 9-7 versus top-100 ranked teams in the RPI, with wins over Duke (7), Clemson (23), St. Mary's (46), Mississippi State (41), Virginia Tech (54), VCU (56), Georgia Tech (70 — twice) and Maryland (74). Of the 16 in-season ACC games Miami played, six of those opponents were ranked among the ACC's top-three teams entering the game.

...NEY TIME

...went 5-3 in tournament action in 2007-08. Miami went 3-0 ...Puerto Rico Tip-Off in November, went 0-1 at the Orange Bowl ...December and then put together a 1-1 mark in both the ACC and ...tournaments.

...TEAM OF THE WEEK

...Andy Katz dubbed the Hurricanes the "Team of the Week" on Mon., ... after they knocked off three opponents in four days to win the inaugural Puerto Rico Tip-Off.

...RICANE HIGHLIGHTS

- Miami's 23-11 record marked quite the turnaround from the 2006-07 injury-plagued squad that finished 12-20. In 2007-08, the Hurricanes collected their 12th win by Christmas.
- With 23 wins, the Hurricanes earned the most victories by a **Frank Haith**-coached UM squad and reached the 20-win mark for just the 10th time in school history and the fourth time since the rebirth of the program in 1985-86.
- Miami got off to the second-best start in program history, winning 12-straight before losing its final game of 2007 to NCAA--regulars Winthrop.
- The Hurricanes went 14-2 at home, setting a new BankUnited Center record and surpassing last season's home win total by six games. Of the 12 ACC teams, only Duke and Wake Forest won more home games.
- Miami had 12 wins over opponents from three of the top-five ranked conferences last season (ACC, SEC, Big East).
- The Hurricanes were ranked four weeks of the season, including a high of No. 19, and received votes in at least one poll in 11 of the 15 weeks they were not ranked.
- Of Miami's six ACC road losses, two came in overtime and one was the result of a last-second shot.
- Miami's win over Boston College on March 5 snapped a 13-game skid versus the Eagles and earned the Hurricanes their program-best eighth victory in ACC play.

THIS AND THAT

With 185 career three-pointers, **Jack McClinton** ranks fourth in Miami history in career treys in just two seasons as a Hurricane... He scored 20-or-more points in the last three games of the regular season and scored in double-figures in 25 of the last 26 games of the season... McClinton ranks second among the ACC's career leaders in free throw percentage (.908) and is third in three-point field goal percentage (.433).

OFFENSIVE IMPROVEMENT

Then-sophomore **James Dews** came on strong in 2007-08, improving his scoring by 7.2 more points per game than he posted as a freshman — tied for second-best in the ACC. His increase in productivity is similar to the growth that **Brian Asbury** exhibited from his freshman to sophomore seasons, when his scoring went up 10.7 points per game to rank fourth in the ACC in scoring average improvement. In addition, Dews was fourth among ACC players in increase in playing time from one season ago, averaging 14.4 minutes more per game in 2007-08.

RAISE UP

The Miami defense saw great improvement, as the Hurricanes finished second in the ACC in scoring defense and tied for second in field goal percentage defense. It's quite an improvement from the previous season, when Miami finished second-to-last in both of those statistics.

GOOD POINT

Junior transfer **Lance Hurdle** worked his way into the starting lineup and started 18 straight at the point to close the season. He knocked down a career-high 20 points in UM's effort versus North Carolina and averaged 9.1 points and 2.5 assists as a starter for the Hurricanes.

THE BIG 2-0

With the 95-93 win over Virginia, the Hurricanes reached the 20-win mark for the 10th time in program history and just the fourth time since the rebirth of the program in 1985-86. The last 20-win season was in 2001-02, when the Hurricanes finished 24-8.


DWAYNE COLLINS


JIMMY GRAHAM

DUNKIN' DWAYNE

Dwayne Collins was named National Player of the Week by both ESPN.com and Rivals.com after helping the Hurricanes to wins over Duke and Maryland. Collins averaged 19 points and 6.5 rebounds over those two wins, shooting 72 percent from the field --including a career-high 26-point performance (12-14 FGs, 2-3 FTs, 7 rebs, 2 stl) in the W over Duke.

THREE-FOR-ALL

"Since I've been here, this is the greatest week we've had. We start on Sunday and beat Georgia Tech at Georgia Tech, beat Duke at home and then beat Maryland... No question it's a great week for us." — Coach Haith

The Hurricanes wrapped up a three-game week in February with a 78-63 win over Maryland. They opened the busy week with a 64-63 win at Georgia Tech on Sunday, and then held on for the 96-95 win over No. 5/4 Duke on Wednesday at home.

GO FIGURE

Ten different Hurricanes scored 10-plus points in a game in 2007-08 — Jack McClinton (28 times), James Dews (18), Brian Asbury (15), Dwayne Collins (12), Lance Hurdle (12), Anthony King (9), Raymond Hicks (7), Jimmy Graham (6), Eddie Rios (4) and Adrian Thomas (1). Miami had five Hurricanes score in double figures in the same game seven times, while six Hurricanes scored 10-plus points twice.

BEATING THE BLUE DEVILS, 96-95

- Miami picked up its second win over Duke all-time and first since the series opener between the two schools in 1962.
- The win marked Miami's first against a Top 5 opponent since the 'Canes won at No. 2/2 UConn on Feb. 20, 1999.
- Miami shot 57.4% from the floor (35-of-61) — its best shooting performance against an ACC opponent and its second-highest mark of the season (58.1% vs. NCA&T). It was the most points and field goals (35) allowed by Duke in 2007-08, as well as the highest field goal percentage by a Duke opponent.

PART LION + PART TIGER = JIMMY GRAHAM

A key defensive player for the Hurricanes, **Jimmy Graham** was nicknamed the "liger" by his teammates (originally from the movie Napolean Dynamite) for his enthusiastic play on the hardwood. An energetic leader for the Hurricanes, Graham was pivotal in Miami's comeback over Georgia Tech at home, when the Hurricanes battled back from a 12-point deficit for the 10-point win. Trailing 19-12 midway through the opening half, Graham came in off the bench and posted a block (9:19), free throw (8:32), dunk (7:39), layup (6:56) and jumper (6:01) — for a total of seven points in a three-minute span to fuel Miami's 10-3 run to cut Georgia Tech's lead. He finished with a then-career-high tying 13 points (5-6 FGs, 3-4 FTs) in the win.

2007-08 RESULTS

	OVERALL	HOME	AWAY	NEUTRAL
ALL GAMES	23-11	14-2	4-6	5-3
CONFERENCE	8-8	6-2	2-6	0-0
NON-CONFERENCE	15-3	8-0	2-0	5-3

DATE	OPPONENT	UM RANK	RESULTS	RECORD	HIGH POINTS	HIGH REBOUNDS	ATTENDANCE
11/9/07	FLORIDA SOUTHERN		W, 104-61	1-0	(15) Dews, McClinton	(11) Graham	2,367
11/15/07	vs. Marist !		W, 85-61	2-0	(13) King	(5) Dews, King, Graham	1,567
11/16/07	vs. VCU !		W, 69-63	3-0	(23) McClinton	(15) King	1,618
11/18/07	vs. Providence !		W, 64-58	4-0	(17) Dews	(8) King	5,076
11/24/07	MORGAN STATE	RV/RV	W, 55-51	5-0	(11) King	(8) King	1,777
11/28/07	ALABAMA STATE	RV/RV	W, 83-74	6-0	(16) Collins	(12) King	2,356
12/2/07	ST. JOHN'S	RV/RV	W, 66-47	7-0	(13) Hurdle, King	(8) King	3,515
12/8/07	at Florida International	RV/RV	W, 67-53	8-0	(14) Dews, Collins	(9) Collins	4,121
12/13/07	at Mississippi State	RV/RV	W, 64-58	9-0	(29) McClinton	(7) Collins, King	7,912
12/17/07	STETSON	22/22	W, 89-53	10-0	(18) Asbury	(9) Asbury	1,893
12/20/07	NORTH FLORIDA	22/22	W, 85-63	11-0	(13) Collins, McClinton	(11) Collins	2,253
12/23/07	NORTH CAROLINA A&T	22/22	W, 95-64	12-0	(17) McClinton	(7) King, Hicks	2,755
12/29/07	vs. Winthrop @	19/19	L, 70-76	12-1	(30) McClinton	(9) King	13,153
1/2/08	PENN	RV/RV	W, 88-62	13-1	(22) Asbury	(12) Collins	3,138
1/12/08	GEORGIA TECH *	25/RV	W, 78-68	14-1, 1-0	(20) Dews	(8) King	7,000
1/15/08	at Boston College *	21/24	L, 66-76	14-2, 1-1	(20) McClinton	(8) Collins	5,127
1/19/08	at NC State *	21/24	L, 77-79 (OT)	14-3, 1-2	(26) McClinton	(9) Graham	12,400
1/23/08	No. 4/5 NORTH CAROLINA *	RV/RV	L, 82-98	14-4, 1-3	(20) Hurdle	(7) King	7,000
1/27/08	RV/No. 25 CLEMSON *	RV/RV	W, 75-72	15-4, 2-3	(18) Collins	(12) Collins	4,859
1/29/08	at Wake Forest *	RV/RV	L, 68-70	15-5, 2-4	(16) McClinton	(7) King	12,417
2/2/08	at No. 3/3 Duke *	RV/RV	L, 73-88	15-6, 2-5	(15) Dews	(7) King, Graham	9,314
2/6/08	FLORIDA STATE *	–/RV	L, 55-62	15-7, 2-6	(16) McClinton	(12) Graham	5,447
2/9/08	at Virginia Tech *	–/RV	W, 74-71	16-7, 3-6	(19) McClinton	(11) King	9,847
2/17/08	at Georgia Tech *		W, 64-63	17-7, 4-6	(23) McClinton	(7) Collins	9,191
2/20/08	No. 5/4 DUKE *		W, 96-95	18-7, 5-6	(26) Collins	(7) Collins	6,670
2/23/08	MARYLAND *		W, 78-63	19-7, 6-6	(14) King	(6) Collins	6,058
2/27/08	at Clemson *	RV/RV	L, 69-79	19-8, 6-7	(18) McClinton	(10) Collins	9,347
3/1/08	VIRGINIA *	RV/RV	W, 95-93	20-8, 7-7	(34) McClinton	(8) King	6,128
3/5/08	BOSTON COLLEGE *	RV/—	W, 74-61	21-8, 8-7	(21) McClinton	(8) King	5,953
3/8/08	at Florida State *	RV/—	L, 72-75 (OT)	21-9, 8-8	(22) McClinton	(10) Collins	6,780
3/13/08	vs. NC State ^		W, 63-50	22-9	(14) Dews	(6) Hicks, Hurdle	20,035
3/14/08	vs. Virginia Tech ^		L, 49-63	22-10	(16) McClinton	(5) Asbury, Collins	20,035
3/21/08	vs. St. Mary's #		W, 78-64	23-10	(38) McClinton	(9) Collins	16,060
3/23/08	vs. No. 7/7 Texas #		L, 72-75	23-11	(18) McClinton	(6) King	16,060

! Puerto Rico Tip-Off (San Juan, Puerto Rico) | @ Orange Bowl Classic (Sunrise, Fla.)
* ACC game | ^ ACC Tournament (Charlotte, N.C.)
# NCAA Tournament (N. Little Rock, Ark.)

Rankings listed AP/ ESPN/USA Today Coaches Poll



2007-08 STATISTICS

GAMES (23-11)

##	Player	GP-GS	Min-Avg	TOTAL FG-FGA	Pct	3-PTS 3FG-FGA	Pct	FT-FTA	Pct	REBOUNDS Off-Def	Tot-Avg	PF-FO	A	TO	Blk	Stl	Pts-Avg
23	Jack McClinton	32-30	1007-31.5	179-418	.428	94-220	.427	114-124	.919	11-66	77-2.4	58-1	82	79	1	24	566-17.7
23	James Dews	34-33	968-28.5	121-283	.428	58-156	.372	49-54	.907	25-73	98-2.9	87-4	61	28	8	28	349-10.3
32	Brian Asbury	34-16	834-24.5	95-210	.452	27-71	.380	82-97	.845	51-88	139-4.1	58-0	54	46	13	24	299-8.8
21	Dwayne Collins	34-18	679-20.0	120-218	.550	0-0	.000	54-108	.500	88-132	220-6.5	62-0	14	46	32	18	294-8.6
01	Lance Hurdle	34-20	758-22.3	73-228	.320	29-85	.341	96-111	.865	13-58	71-2.1	84-3	82	61	1	22	271-8.0
50	Anthony King	34-34	812-23.9	90-209	.431	0-0	.000	62-90	.689	83-156	239-7.0	60-0	43	4	48	23	242-7.1
00	Jimmy Graham	32-11	583-18.2	71-135	.526	0-1	.000	50-86	.581	53-103	156-4.9	98-3	14	54	37	19	192-6.0
42	Raymond Hicks	34-5	598-17.6	67-141	.475	4-15	.267	34-45	.756	49-62	111-3.3	80-0	24	36	11	18	172-5.1
44	Adrian Thomas	4-0	53-13.3	7-12	.583	4-9	.444	0-0	.000	3-6	9-2.3	2-0	1	2	1	3	18-4.5
05	Eddie Rios	34-3	479-14.1	36-115	.313	19-51	.373	24-42	.571	9-31	40-1.2	40-1	70	51	1	19	115-3.4
22	Pablo Nass	9-0	57-6.3	7-10	.700	0-1	.000	5-7	.714	5-10	15-1.7	6-0	4	5	4	3	19-2.1
25	Jonathan Stratton	7-0	10-1.4	1-5	.200	1-4	.250	0-0	.000	0-0	0-0.0	0-0	0	0	0	0	3-0.4
10	Landon Glover	7-0	12-1.7	0-1	.000	0-0	.000	2-2	1.000	0-2	2-0.3	3-0	2	1	0	1	2-0.3
TM	TEAM									43-73	116-3.4	0		3			
	Total	34	6850	867-1985	.437	236-613	.385	572-766	.747	433-860	1293-38.0	638-12	451	454	157	202	2542-74.8
	Opponents	34	6850	803-1972	.407	239-677	.353	464-695	.668	432-790	1222-35.9	678-17	400	494	136	218	2309-67.9

SCORE BY PERIODS:	1st	2nd	OT	TOTAL	DEADBALL REBOUNDS:	OFF	DEF	TOTAL
Miami	1102	1429	11	2542	Miami	83	10	93
Opponents	1021	1272	16	2309	Opponents	99	7	106

ACC GAMES (8-8)

##	Player	GP-GS	Min-Avg	TOTAL FG-FGA	Pct	3-PTS 3FG-FGA	Pct	FT-FTA	Pct	REBOUNDS Off-Def	Tot-Avg	PF-FO	A	TO	Blk	Stl	Pts-Avg
23	Jack McClinton	16-16	552-34.5	96-240	.400	51-125	.408	57-62	.919	7-32	39-2.4	33-0	36	38	1	11	300-18.8
23	James Dews	16-16	454-28.4	55-129	.426	18-66	.273	23-24	.958	13-37	50-3.1	42-2	31	12	1	14	151-9.4
21	Dwayne Collins	16-13	352-22.0	65-114	.570	0-0	.000	19-31	.613	42-68	110-6.9	34-0	7	21	16	10	149-9.3
01	Lance Hurdle	16-14	385-24.1	39-110	.355	16-39	.410	54-63	.857	5-28	33-2.1	48-2	39	33	1	10	148-9.3
32	Brian Asbury	16-2	399-24.9	41-99	.414	11-34	.324	37-45	.822	19-32	51-3.2	30-0	12	19	6	9	130-8.1
00	Jimmy Graham	16-0	292-18.3	37-65	.569	0-1	.000	28-48	.583	33-54	87-5.4	50-2	8	27	15	9	102-6.4
50	Anthony King	16-16	381-23.8	33-86	.384	0-0	.000	25-36	.694	40-70	110-6.9	31-0	17	30	21	10	91-5.7
42	Raymond Hicks	16-3	267-16.7	31-66	.470	0-5	.000	15-21	.714	21-21	42-2.6	44-0	9	19	3	8	77-4.8
05	Eddie Rios	16-0	168-10.5	16-43	.372	8-21	.381	8-15	.533	2-6	8-0.5	21-1	25	17	0	5	48-3.0
22	Pablo Nass	1-0	0-0.0	0-0	.000	0-0	.000	0-0	.000	0-0	0-0.0	0-0	0	0	0	0	0-0.0
10	Landon Glover	1-0	0-0.0	0-0	.000	0-0	.000	0-0	.000	0-0	0-0.0	0-0	0	0	0	0	0-0.0
25	Jonathan Stratton	1-0	0-0.0	0-0	.000	0-0	.000	0-0	.000	0-0	0-0.0	0-0	0	0	0	0	0-0.0
TM	TEAM									22-30	52-3.3	0		2			
	Total	16	3250	413-952	.434	104-291	.357	266-345	.771	204-378	582-36.4	333-7	184	218	64	86	1196-74.8
	Opponents	16	3250	406-927	.438	122-314	.389	279-383	.728	197-376	573-35.8	322-6	205	220	65	107	1213-75.8

SCORE BY PERIODS:	1st	2nd	OT	TOTAL	DEADBALL REBOUNDS:	OFF	DEF	TOTAL
Miami	493	692	11	1196	Miami	37	3	40
Opponents	550	647	16	1213	Opponents	47	1	48

POSTSEASON ACC & NCAA TOURNAMENT GAMES (2-2)

##	Player	GP-GS	Min-Avg	TOTAL FG-FGA	Pct	3-PTS 3FG-FGA	Pct	FT-FTA	Pct	REBOUNDS Off-Def	Tot-Avg	PF-FO	A	TO	Blk	Stl	Pts-Avg
23	Jack McClinton	4-4	151-35.2	23-56	.411	10-30	.333	24-24	1.000	2-10	12-3.0	7-0	9	6	0	5	80-20.0
23	James Dews	4-4	121-30.3	13-30	.433	5-15	.333	8-8	1.000	2-1	13-3.3	9-0	4	3	1	5	39-9.8
01	Lance Hurdle	4-4	110-27.5	8-34	.235	2-9	.222	13-16	.813	5-7	12-3.0	8-0	10	9	0	5	31-7.8
00	Jimmy Graham	4-0	87-21.8	11-21	.524	0-0	.000	7-9	.778	4-13	17-4.3	11-0	1	9	8	3	29-7.3
50	Anthony King	4-4	97-24.3	13-25	.520	0-0	.000	2-6	.333	6-12	18-4.5	10-0	5	4	3	3	28-7.0
42	Raymond Hicks	4-0	72-18.0	7-19	.368	0-4	.000	9-10	.900	6-9	15-3.8	5-0	5	3	1	2	23-5.8
21	Dwayne Collins	4-0	72-18.0	6-16	.375	3-4	.750	2-2	1.000	4-13	17-4.3	10-0	2	2	0	1	17-4.3
05	Eddie Rios	4-4	63-15.8	3-16	.188	0-0	.000	4-10	.400	8-13	21-5.3	5-0	1	3	2	0	10-2.5
25	Jonathan Stratton	4-0	36-9.0	2-7	.286	1-3	.333	0-0	.000	1-2	3-0.8	2-0	6	4	0	0	5-1.3
22	Pablo Nass	1-0	0-0.0	0-0	.000	0-0	.000	0-0	.000	0-0	0-0.0	0-0	0	0	0	0	0-0.0
10	Landon Glover	1-0	1-1.0	0-0	.000	0-0	.000	0-0	.000	0-0	0-0.0	0-0	0	0	0	0	0-0.0
TM	TEAM	1-0	0-0.0	0-0	.000	0-0	.000	0-0	.000	0-0	0-0.0	0-0	0	0	0	0	0-0.0
	Total	4	800	86-224	.384	21-65	.323	69-85	.812	6-4	10-2.5			1			
	Opponents	4	800	89-224	.397	30-79	.380	44-73	.603	44-94	138-34.5	67-0	43	44	15	24	262-65.5
										58-99	157-39.2	72-2	52	61	18	15	252-63.0

SCORE BY PERIODS:	1st	2nd	TOTAL	DEADBALL REBOUNDS:	OFF	DEF	TOTAL
Miami	106	156	262	Miami	6	6	12
Opponents	119	133	252	Opponents	7	6	13

GAME-BY-GAME STATISTICS

OPPONENT	DATE	SCORE	W/L	FG-FGA	PCT	3FG-FGA	PCT	FT-FTA	PCT	OFF-DEF	REB-AVG	PF	A	TO	BLK	STL	
at MIAMI	11/9/07	104-61	W	41-78	.526	12-22	.545	10-19	.526	19-36	55-55.0	20	29	20	5	10	
Florida Southern				21-62	.339	7-26	.269	12-18	.667	7-24	31-31.0	20	14	25	7	8	
MIAMI	11/15/07	85-61	W	28-51	.549	11-21	.524	18-23	.783	12-25	37-46.0	22	18	14	10	4	
vs. Marist				22-55	.400	7-22	.318	10-22	.455	14-12	26-28.5	21	6	15	1	8	
MIAMI	11/16/07	69-63	W	17-52	.327	8-20	.400	27-31	.871	19-26	45-45.7	18	7	22	8	4	
vs. VCU				22-60	.367	4-10	.400	15-22	.682	15-21	36-31.0	25	15	15	3	9	
MIAMI	11/18/07	64-58	W	21-49	.429	8-20	.400	14-21	.667	10-30	40-44.2	19	14	18	6	2	
vs. Providence				22-62	.355	6-20	.300	8-16	.500	15-24	39-33.0	20	7	10	3	11	
at MIAMI	11/24/07	55-51	W	21-53	.396	5-12	.417	8-21	.381	9-25	34-42.2	12	11	7	3	7	
Morgan State				23-59	.390	3-14	.214	2-10	.200	16-31	47-35.8	20	6	14	3	5	
at MIAMI	11/28/07	83-74	W	24-61	.393	4-12	.333	31-42	.738	21-26	47-43.0	17	12	11	6	4	
Alabama State				26-61	.426	8-24	.333	14-19	.737	11-21	32-35.2	26	9	11	5	6	
at MIAMI	12/2/07	66-47	W	20-56	.357	6-14	.429	20-25	.800	13-31	44-43.1	16	9	12	2	7	
St. John's				18-60	.300	3-20	.150	8-13	.615	14-24	38-35.6	20	8	14	3	6	
MIAMI	12/8/07	67-53	W	25-53	.472	5-11	.455	12-19	.632	12-29	41-42.9	20	13	17	3	3	
at Florida International				20-62	.323	5-20	.250	8-15	.533	18-21	39-36.0	22	14	15	5	10	
MIAMI	12/13/07	64-58	W	23-66	.348	8-20	.400	10-12	.833	13-30	43-42.9	12	8	9	6	3	
at Mississippi State				23-61	.377	6-24	.250	6-10	.600	9-31	40-36.4	14	10	10	12	4	
at MIAMI	12/17/07	89-53	W	33-60	.550	11-22	.500	12-17	.706	12-34	46-43.2	9	23	15	6	10	
Stetson				19-60	.317	8-22	.364	7-9	.778	8-18	26-35.4	15	10	15	2	10	
at MIAMI	12/20/07	85-63	W	26-55	.473	10-18	.556	23-32	.719	14-23	37-42.6	19	20	12	5	8	
North Florida				20-49	.408	6-15	.400	17-25	.680	11-19	30-34.9	21	8	17	3	5	
at MIAMI	12/23/07	95-64	W	36-62	.581	8-23	.348	15-24	.625	10-26	36-42.1	17	24	12	8	8	
North Carolina A&T				23-57	.404	8-22	.364	10-22	.455	14-22	36-35.0	20	12	22	3	5	
MIAMI	12/29/07	70-76	L	23-51	.451	7-21	.333	17-22	.773	9-24	33-41.4	17	12	14	5	3	
vs. Winthrop				25-56	.446	11-26	.423	15-21	.714	10-23	33-34.8	20	13	9	1	7	
at MIAMI	1/2/08	88-62	W	30-62	.484	8-21	.381	20-28	.714	12-23	35-40.9	20	24	9	5	15	
Penn				24-57	.421	5-19	.263	9-17	.529	15-24	39-35.1	20	11	21	7	4	
at MIAMI	1/12/08	78-68	W	25-60	.417	2-19	.105	26-32	.813	15-24	39-40.8	18	10	14	7	4	
Georgia Tech *				24-58	.414	6-17	.353	14-19	.737	12-23	35-35.1	26	9	18	3	9	
MIAMI	1/15/08	66-76	L	24-76	.316	8-26	.308	10-13	.769	17-23	40-40.8	20	7	11	4	4	
at Boston College *				26-55	.473	5-13	.385	19-26	.731	9-34	43-35.6	15	19	15	9	6	
MIAMI	1/19/08	77-79	L (OT)	31-68	.456	4-11	.364	11-16	.688	14-29	43-40.9	23	6	13	4	4	
at NC State *				25-56	.446	11-18	.611	18-26	.692	6-24	30-35.3	16	16	12	5	7	
at MIAMI	1/23/08	82-98	L	30-61	.492	9-22	.409	13-15	.867	13-19	32-40.4	21	17	17	4	4	
North Carolina *				36-75	.480	4-10	.400	22-24	.917	20-20	40-35.6	19	13	7	3	8	
at MIAMI	1/27/08	75-72	W	22-66	.333	6-21	.286	25-29	.862	23-30	53-41.1	15	10	10	8	7	
CLEMSON *				25-65	.385	7-25	.280	15-20	.750	14-23	37-35.6	22	11	9	4	5	
MIAMI	1/29/08	68-70	L	28-51	.549	7-15	.467	5-10	.500	7-22	29-40.5	14	14	12	5	3	
at Wake Forest *				26-56	.464	10-19	.526	8-13	.615	11-20	31-35.4	14	13	10	0	6	
MIAMI	2/2/08	73-88	L	29-59	.492	3-11	.273	12-21	.571	12-24	36-40.2	31	11	14	0	4	
at Duke *				25-61	.410	12-30	.400	26-40	.650	19-22	41-35.7	23	13	11	7	5	
at MIAMI	2/6/08	55-62	L	17-55	.309	7-20	.350	14-19	.737	17-22	39-40.2	20	9	17	2	4	
Florida State *				20-51	.392	6-20	.300	16-21	.762	13-24	37-35.7	18	7	17	6	8	
MIAMI	2/9/08	74-71	W	23-51	.451	7-16	.438	21-25	.840	13-22	35-40.0	17	7	18	2	9	
at Virginia Tech *				28-51	.549	7-16	.438	8-12	.667	4-16	20-35.0	21	16	14	3	8	
MIAMI	2/17/08	64-63	W	19-54	.352	9-24	.375	17-21	.810	12-22	34-39.7	21	7	18	1	9	
at Georgia Tech *				22-53	.415	7-24	.292	12-21	.571	13-26	39-35.2	23	13	22	3	12	
at MIAMI	2/20/08	96-95	W	35-61	.574	7-14	.500	19-28	.679	10-24	34-39.5	24	17	22	3	11	
Duke *				30-66	.455	15-37	.405	20-26	.769	16-23	39-35.4	25	17	23	0	11	
at MIAMI	2/23/08	78-63	W	26-55	.473	4-12	.333	22-24	.917	10-21	31-39.2	13	12	6	7	9	
Maryland *				23-62	.371	7-19	.368	10-12	.833	18-20	38-35.5	18	12	15	3	2	
MIAMI	2/27/08	69-79	L	27-57	.474	6-15	.400	9-13	.692	11-22	33-38.9	24	12	15	1	1	
at Clemson *				23-45	.511	10-16	.625	23-34	.676	6-21	27-35.1	16	13	11	5	4	
at MIAMI	3/1/08	95-93	W	33-61	.541	11-23	.478	18-27	.667	9-23	32-38.7	23	21	6	6	3	
Virginia *				30-64	.469	7-19	.368	26-30	.867	14-25	39-35.3	23	10	7	1	2	
at MIAMI	3/5/08	74-61	W	21-54	.389	7-19	.368	25-28	.893	7-27	34-38.5	18	11	11	6	8	
BOSTON COLLEGE *				24-55	.436	3-14	.214	10-17	.588	10-27	37-35.3	21	15	17	6	7	
MIAMI	3/8/08	72-75	L (OT)	23-63	.365	7-23	.304	19-24	.792	14-24	38-38.5	31	13	14	4	2	
at Florida State *				19-54	.352	5-17	.294	32-42	.762	12-28	40-35.5	22	8	12	7	7	
MIAMI	3/13/08	63-50	W	18-49	.367	1-9	.111	26-30	.867	14-22	36-38.4	17	8	9	4	11	
vs. NC State (ACC Tournament)				16-47	.340	2-15	.133	16-21	.762	12-20	32-35.4	21	8	17	3	5	
MIAMI	3/14/08	49-63	L	18-57	.316	6-21	.286	7-12	.583	9-16	25-38.0	11	11	10	4	5	
vs. Virginia Tech (ACC Tournament)				26-61	.426	7-15	.467	4-8	.500	20-31	51-35.9	12	12	17	4	3	
MIAMI	3/21/08	78-64	W	28-63	.444	5-13	.385	17-21	.810	13-34	47-38.3	20	14	16	4	4	
vs. St. Mary's (NCAA Tournament)				22-59	.373	8-23	.348	12-23	.522	10-23	33-35.8	20	15	14	4	3	
MIAMI	3/23/08	72-75	L	25-55	.400	9-22	.409	19-22	.864	8-22	30-38.0	19	10	9	3	4	
vs. Texas (NCAA Tournament)				25-57	.439	13-26	.500	12-21	.571	16-25	41-35.9	19	17	13	7	3	

POINTS-REBOUNDS-ASSISTS

DATE	SCORE	W/L	00 GRAHAM	1 HURDLE	5 RIOS	10 GLOVER	21 COLLINS	22 NASS	23 DEWS
11/9/07	104-61	W	4-11-0	8-2-4	11-2-5	0-0-1	13-6-0	2-1-2	15-4-3
11/15/07	85-61	W	4-5-1	9-1-1	5-3-8	DNP	9-4-1	4-3-0	11-5-1
11/16/07	69-63	W	4-2-2	7-1-0	0-1-0	DNP	2-3-0	DNP	5-2-1
11/18/07	64-58	W	2-4-0	2-1-1	3-4-4	DNP	2-4-0	DNP	17-2-2
11/24/07	55-51	W	4-1-0	8-1-1	5-3-4	DNP	8-7-1	DNP	10-2-1
11/28/07	83-74	W	12-4-0	7-2-1	11-4-5	DNP	16-6-0	DNP	8-4-3
12/2/07	66-47	W	4-2-0	13-5-4	3-4-0	DNP	8-6-0	DNP	11-3-0
12/8/07	67-53	W	10-6-1	4-0-2	3-1-1	DNP	14-9-1	2-0-0	14-1-1
12/13/07	64-58	W	4-6-0	2-1-0	0-1-0	DNP	7-7-0	DNP	9-3-2
12/17/07	89-53	W	DNP	6-5-5	2-3-4	0-2-1	10-6-0	4-5-1	14-0-0
12/20/07	85-63	W	DNP	11-2-4	7-0-1	0-0-0	13-11-2	3-1-0	11-2-2
12/23/07	95-64	W	6-2-0	11-3-5	3-2-3	2-0-0	12-4-0	4-4-0	16-2-1
12/29/07	70-76	L	0-4-0	0-0-2	0-0-0	DNP	3-4-1	DNP	12-2-3
1/2/08	88-62	W	7-5-1	4-2-3	9-1-4	0-0-0	18-12-0	0-1-1	6-3-6
1/12/08	78-68	W	13-3-0	2-1-2	0-1-2	DNP	5-5-0	DNP	20-3-1
1/16/08	66-76	L	4-7-0	13-2-2	0-0-0	DNP	8-8-1	DNP	15-2-0
1/19/08	77-79	L (OT)	11-9-0	4-2-0	0-0-0	DNP	6-7-0	DNP	2-3-3
1/23/08	82-98	L	4-5-1	20-1-0	0-0-2	DNP	8-4-0	DNP	10-4-5
1/27/08	75-72	W	0-6-0	14-3-2	0-1-0	DNP	18-12-0	DNP	6-4-2
1/29/08	68-70	L	2-3-0	8-0-6	0-0-0	DNP	12-6-0	DNP	7-1-2
2/2/08	73-88	L	13-7-0	5-3-3	4-0-2	DNP	2-4-1	DNP	15-3-0
2/6/08	55-62	L	4-12-2	11-1-5	0-0-0	DNP	4-5-0	DNP	8-6-1
2/9/08	74-71	W	3-7-1	5-3-2	14-0-1	DNP	8-5-0	DNP	7-3-1
2/17/08	64-63	W	3-5-0	8-3-2	2-2-0	DNP	6-7-1	DNP	11-2-1
2/20/08	96-95	W	2-4-1	13-2-3	6-1-2	DNP	26-7-0	DNP	6-4-4
2/23/08	78-63	W	2-4-0	9-1-3	2-0-1	DNP	12-6-2	DNP	13-4-2
2/27/08	69-79	L	4-4-0	3-0-1	12-2-6	DNP	11-10-1	DNP	11-2-1
3/1/08	95-93	W	19-3-1	10-3-3	8-1-8	DNP	8-7-1	DNP	9-2-1
3/5/08	74-61	W	9-3-2	19-7-2	0-0-0	0-0-0	9-7-0	0-0-0	6-1-2
3/8/08	72-75	L (OT)	9-5-0	4-1-3	0-0-1	DNP	6-10-0	DNP	5-6-5
3/13/08	63-50	W	7-5-0	13-6-5	2-1-0	DNP	2-2-0	DNP	14-5-0
3/14/08	49-63	L	7-2-1	0-2-1	0-1-2	DNP	0-5-0	DNP	8-2-0
3/21/08	78-64	W	9-7-0	7-3-3	0-0-1	0-0-0	2-9-0	0-0-0	9-3-1
3/23/08	72-75	L	6-3-0	11-1-1	3-1-3	DNP	6-5-1	DNP	8-3-3

OPPONENT	DATE	SCORE	W/L	25 STRATTON	30 THOMAS	32 ASBURY	33 McCLINTON	42 HICKS	50 KING
FLORIDA SOUTHERN	11/9/07	104-61	W	0-0-0	13-4-0	10-6-2	15-4-7	4-4-2	9-10-3
vs. Marist	11/15/07	85-61	W	DNP	5-3-0	9-1-3	11-2-2	5-1-0	13-5-1
vs. VCU	11/16/07	69-63	W	DNP	0-1-1	10-4-1	23-3-1	8-7-0	10-15-1
vs. Providence	11/18/07	64-58	W	DNP	0-1-0	16-5-2	8-0-0	2-2-1	12-8-4
MORGAN STATE	11/24/07	55-51	W	DNP	DNP	5-5-3	DNP	4-3-0	11-8-1
ALABAMA STATE	11/28/07	83-74	W	DNP	DNP	15-8-1	DNP	0-5-0	14-12-2
ST. JOHN'S	12/2/07	66-47	W	DNP	DNP	2-4-3	8-3-1	4-6-0	13-8-1
at Florida International	12/8/07	67-53	W	DNP	DNP	8-9-2	8-0-4	0-2-0	4-7-1
at Mississippi State	12/13/07	64-58	W	DNP	DNP	8-6-2	29-5-2	0-2-1	5-7-1
STETSON	12/17/07	89-53	W	3-0-0	DNP	18-9-4	12-4-5	15-6-2	5-6-1
NORTH FLORIDA	12/20/07	85-63	W	0-0-0	DNP	11-7-1	13-0-6	10-4-3	6-7-1
NORTH CAROLINA A&T	12/23/07	95-64	W	0-0-0	DNP	5-2-8	17-2-2	16-7-3	3-7-2
vs. Winthrop	12/29/07	70-76	L	DNP	DNP	7-5-1	30-3-4	2-0-0	16-9-1
PENN	1/2/08	88-62	W	0-0-0	DNP	22-2-4	12-0-3	8-3-1	2-2-1
at Boston College *	1/12/08	78-68	W	DNP	DNP	11-6-1	14-4-2	4-4-1	9-8-1
at NC State *	1/15/08	66-76	L	DNP	DNP	2-4-1	20-5-3	4-7-0	0-6-0
NORTH CAROLINA *	1/19/08	77-79	L (OT)	DNP	DNP	2-4-1	26-5-1	13-5-0	13-7-1
CLEMSON *	1/23/08	82-98	L	DNP	DNP	8-2-1	11-3-7	17-3-1	4-7-0
at Wake Forest *	1/27/08	75-72	W	DNP	DNP	11-6-1	16-1-3	1-1-1	9-10-1
at Duke *	1/29/08	68-70	L	DNP	DNP	13-3-2	16-2-3	2-5-0	8-7-1
FLORIDA STATE *	2/2/08	73-88	L	DNP	DNP	10-6-1	10-1-2	10-3-1	4-7-1
at Virginia Tech *	2/6/08	55-62	L	DNP	DNP	6-3-0	16-0-0	6-4-0	0-6-1
at Georgia Tech *	2/9/08	74-71	W	DNP	DNP	10-3-0	19-1-1	2-1-0	6-11-1
DUKE	2/17/08	64-63	W	DNP	DNP	5-2-0	23-2-2	2-1-0	4-6-1
MARYLAND *	2/20/08	96-95	W	DNP	DNP	15-2-1	22-3-4	6-5-1	0-1-1
at Clemson *	2/23/08	78-63	W	DNP	DNP	12-3-2	12-5-0	2-0-1	14-5-1
VIRGINIA *	2/27/08	69-79	L	DNP	DNP	5-3-0	18-1-2	0-0-0	5-7-1
BOSTON COLLEGE *	3/1/08	95-93	W	DNP	DNP	3-1-0	34-3-3	0-1-0	4-8-4
at Florida State *	3/5/08	74-61	W	0-0-0	DNP	5-4-1	21-2-2	0-0-1	5-8-1
vs. NC State	3/8/08	72-75	L (OT)	DNP	DNP	12-2-0	22-1-1	8-2-2	6-6-1
vs. Virginia Tech	3/13/08	63-50	W	DNP	DNP	9-4-0	8-4-2	4-6-1	4-3-0
vs. St. Mary's	3/14/08	49-63	L	DNP	DNP	6-5-2	16-1-4	3-1-0	9-3-1
vs. Texas	3/21/08	78-64	W	0-0-0	DNP	6-5-3	38-4-3	0-6-1	7-6-2
	3/23/08	72-75	L	DNP	DNP	2-1-0	18-3-0	10-4-0	8-6-2





GAME-BY-GAME HIGHS

OPPONENT	DATE	SCORE	W/L	POINTS	REBOUNDS	ASSISTS	STEALS	BLOCKED SHOTS
FLORIDA SOUTHERN	11/9/07	104-61	W	(15) McClinton, Dews	(11) Graham	(7) McClinton	(4) Rios	(2) King
vs. Marist	11/15/07	85-61	W	(13) King	(5) Graham, King, Dews	(8) Rios	(2) Thomas	(7) King
vs. VCU	11/16/07	69-63	W	(23) McClinton	(15) King	(2) Graham	(1) Four Players	(3) King
vs. Providence	11/18/07	64-58	W	(17) Dews	(8) King	(4) King, Rios	(1) Hurdle, Hicks	(3) Dews
MORGAN STATE	11/24/07	55-51	W	(11) King	(8) King	(4) Rios	(2) Graham	(1) Graham, Collins, King
ALABAMA STATE	11/28/07	83-74	W	(16) Collins	(12) King	(5) Rios	(1) Four Players	(3) Collins
ST. JOHN'S	12/2/07	66-47	W	(13) King, Hurdle	(8) King	(4) Hurdle	(3) King	(1) Graham, Dews
at Florida International	12/8/07	67-53	W	(14) Collins, Dews	(9) Asbury, Collins	(4) McClinton	(1) Rios, Nass, Asbury	(2) Graham
at Mississippi State	12/13/07	64-58	W	(29) McClinton	(7) King, Collins	(2) Asbury, Dews, McClinton	(1) Hurdle, Rios, Asbury	(4) Graham
STETSON	12/17/07	89-53	W	(18) Asbury	(9) Asbury	(5) Hurdle, McClinton	(3) Asbury	(3) Nass
NORTH FLORIDA	12/20/07	85-63	W	(13) McClinton, Collins	(11) Collins	(6) McClinton	(2) Dews, King	(4) King
NORTH CAROLINA A&T	12/23/07	95-64	W	(17) McClinton	(7) Hicks, King	(8) Asbury	(2) Rios, Hicks	(3) Collins
vs. Winthrop	12/29/07	70-76	L	(30) McClinton	(9) King	(4) McClinton	(2) McClinton	(2) Hicks, King
PENN	1/2/08	88-62	W	(22) Asbury	(12) Collins	(6) Dews	(4) Asbury	(2) Collins, Graham
GEORGIA TECH *	1/12/08	78-68	W	(20) Dews	(8) King	(2) Rios, McClinton, Hurdle	(2) King	(5) Collins
at Boston College *	1/15/08	66-76	L	(20) McClinton	(8) Collins	(3) McClinton	(1) Four Players	(1) Four Players
at NC State *	1/19/08	77-79	L (OT)	(26) McClinton	(9) Graham	(3) Dews	(1) Four Players	(2) King
NORTH CAROLINA *	1/23/08	82-98	L	(20) Hurdle	(7) King	(7) McClinton	(1) Four Players	(2) Collins
CLEMSON *	1/27/08	75-72	W	(18) Collins	(12) Collins	(3) McClinton	(3) Hurdle	(5) Graham
at Wake Forest *	1/29/08	68-70	L	(16) McClinton	(7) King	(6) Hurdle	(3) Dews	(2) Collins, King
at Duke *	2/2/08	73-88	L	(15) Dews	(7) Graham, King	(3) Hurdle	(2) McClinton	—
FLORIDA STATE *	2/6/08	55-62	L	(16) McClinton	(12) Graham	(5) Hurdle	(2) Dews	(2) Asbury
at Virginia Tech *	2/9/08	74-71	W	(19) McClinton	(11) King	(2) Hurdle	(2) Rios, Collins, Dews	(1) King, Collins
at Georgia Tech *	2/17/08	64-63	W	(23) McClinton	(7) Collins	(2) Hurdle, McClinton	(3) McClinton	(1) Collins
DUKE *	2/20/08	96-95	W	(26) Collins	(7) Collins	(4) Dews, McClinton	(3) Hicks	(1) Hurdle, King, Graham
MARYLAND *	2/23/08	78-63	W	(14) King	(6) Collins	(3) Hurdle	(2) King, Hurdle	(5) King
at Clemson *	2/27/08	69-79	L	(18) McClinton	(10) Collins	(6) Rios	(1) King	(1) King
VIRGINIA *	3/1/08	95-93	W	(34) McClinton	(8) King	(8) Rios	(2) Graham	(2) Collins, King
BOSTON COLLEGE *	3/5/08	74-61	W	(21) McClinton	(8) King	(2) Four Players	(2) Graham, Hurdle	(3) Graham
at Florida State *	3/8/08	72-75	L (OT)	(22) McClinton	(10) Collins	(5) Dews	(1) King, Rios	(2) Graham, King
vs. NC State	3/13/08	63-50	W	(14) Dews	(6) Hurdle, Hicks	(5) Hurdle	(5) McClinton	(2) Graham
vs. Virginia Tech	3/14/08	49-63	L	(16) McClinton	(5) Collins, Asbury	(4) McClinton	(2) Hurdle, Dews	(1) Four Players
vs. St. Mary's	3/21/08	78-64	W	(38) McClinton	(9) Collins	(3) Hurdle, McClinton, Asbury	(1) Four Players	(2) Graham, King
vs. Texas	3/23/08	72-75	L	(18) McClinton	(6) King	(3) Dews, Rios	(2) Dews	(3) Graham

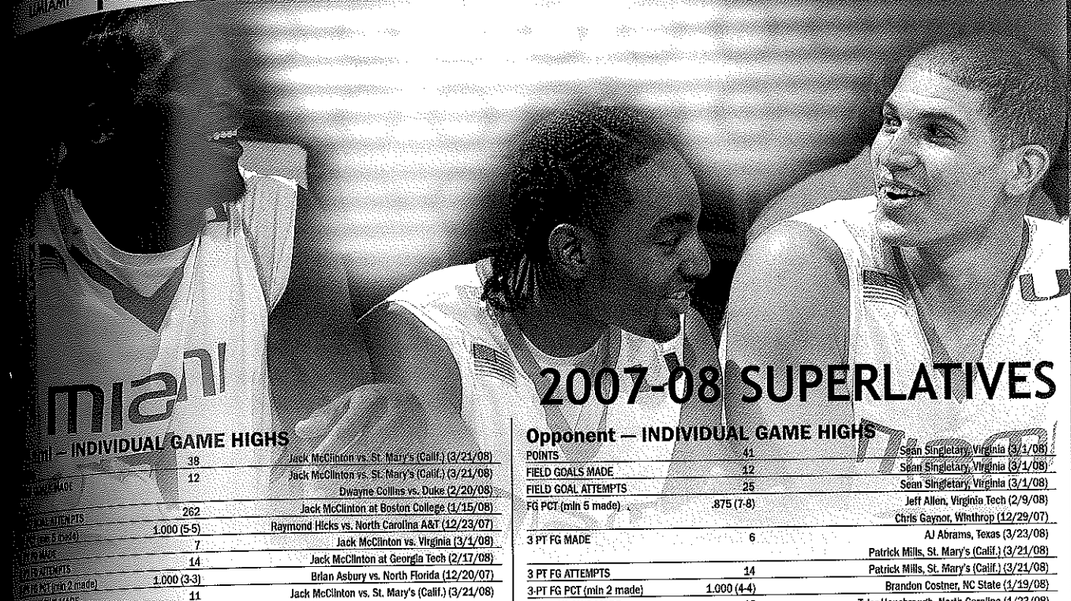

2007-08 SUPERLATIVES

Miami — INDIVIDUAL GAME HIGHS

POINTS	38	Jack McClinton vs. St. Mary's (Calif.) (3/21/08)
FIELD GOALS MADE	12	Jack McClinton vs. St. Mary's (Calif.) (3/21/08)
FIELD GOAL ATTEMPTS		Dwayne Collins vs. Duke (2/20/08)
FIELD GOAL PERCENTAGE (min 5 made)	262	Jack McClinton at Boston College (1/15/08)
3 PT FIELD GOALS MADE	1.000 (5-5)	Raymond Hicks vs. North Carolina A&T (12/23/07)
3 PT FG ATTEMPTS	7	Jack McClinton vs. Virginia (3/1/08)
3 PT FG PCT (min 2 made)	14	Jack McClinton at Georgia Tech (2/17/08)
FREE THROWS MADE	1.000 (3-3)	Brian Asbury vs. North Florida (12/20/07)
FREE THROW ATTEMPTS	11	Jack McClinton vs. St. Mary's (Calif.) (3/21/08)
FT PCT (min 3 made)		Jack McClinton vs. Winthrop (12/29/07)
REBOUNDS	13	Jack McClinton vs. Winthrop (12/29/07)
ASSISTS	1.000 (11-11)	Jack McClinton vs. St. Mary's (Calif.) (3/21/08)
STEALS	1.000 (10-10)	Lance Hurdle vs. Boston College (3/5/08)
BLOCKED SHOTS	15	Anthony King vs. VCU (11/16/07)
TURNOVERS	8	Eddie Rios vs. Virginia (3/1/08)
FOULS		Eddie Rios vs. Marist (11/15/07)
		Brian Asbury vs. North Carolina A&T (12/23/07)
	5	Jack McClinton vs. NC State (3/13/08)
	7	Anthony King vs. Marist (11/15/07)
	9	Jack McClinton vs. VCU (11/16/07)

Miami — TEAM GAME HIGHS

POINTS	104	vs. Florida Southern (11/9/07)
FIELD GOALS MADE	41	vs. Florida Southern (11/9/07)
FIELD GOAL ATTEMPTS	78	vs. Florida Southern (11/9/07)
FIELD GOAL PERCENTAGE	.581 (36-62)	vs. North Carolina A&T (12/23/07)
3 PT FIELD GOALS MADE	12	vs. Florida Southern (11/9/07)
3 PT FG ATTEMPTS	26	at Boston College (1/15/08)
3 PT FG PERCENTAGE	.556 (10-18)	vs. North Florida (12/20/07)
FREE THROWS MADE	31	vs. Alabama State (11/28/07)
FREE THROW ATTEMPTS	42	vs. Alabama State (11/28/07)
FREE THROW PERCENTAGE	.917 (22-24)	vs. Maryland (2/23/08)
REBOUNDS	55	vs. Florida Southern (11/9/07)
ASSISTS	29	vs. Florida Southern (11/9/07)
STEALS	15	vs. Penn (1/2/08), vs. Florida Southern (11/9/07)
BLOCKED SHOTS	10	vs. Marist (11/15/07)
TURNOVERS	22	vs. Duke (2/20/08), vs. VCU (11/16/07)
FOULS	31	at Florida State (3/8/08), at Duke (2/2/08)

Miami — TEAM GAME LOWS

POINTS	49	vs. Virginia Tech (3/14/08)
FIELD GOALS MADE	17	vs. VCU (11/16/07), vs. Florida State (2/6/08)
FIELD GOAL ATTEMPTS	49	vs. Providence (11/18/07), vs. NC State (3/13/08)
FIELD GOAL PERCENTAGE	.309 (17-55)	vs. Florida State (2/6/08)
3 PT FIELD GOALS MADE	1	vs. NC State (3/13/08)
3 PT FG ATTEMPTS	9	vs. NC State (3/13/08)
3 PT FG PERCENTAGE	.105 (2-19)	vs. Georgia Tech (1/12/08)
FREE THROWS MADE	5	at Wake Forest (1/29/08)
FREE THROW ATTEMPTS	10	at Wake Forest (1/29/08)
FREE THROW PERCENTAGE	.381 (8-21)	vs. Morgan State (11/24/07)
REBOUNDS	25	vs. Virginia Tech (3/14/08)
ASSISTS	6	at NC State (1/19/08)
STEALS	1	at Clemson (2/27/08)
BLOCKED SHOTS	0	at Duke (2/2/08)
TURNOVERS	6	vs. Maryland (2/23/08), vs. Virginia (3/1/08)
FOULS	9	vs. Stetson (12/17/07)

Opponent — INDIVIDUAL GAME HIGHS

POINTS	41	Sean Singletary, Virginia (3/1/08)
FIELD GOALS MADE	12	Sean Singletary, Virginia (3/1/08)
FIELD GOAL ATTEMPTS	25	Sean Singletary, Virginia (3/1/08)
FG PCT (min 5 made)	.875 (7-8)	Jeff Allen, Virginia Tech (2/9/08)
		Chris Gaynor, Winthrop (12/29/07)
3 PT FG MADE	6	AJ Abrams, Texas (3/23/08)
		Patrick Mills, St. Mary's (Calif.) (3/21/08)
3 PT FG ATTEMPTS	14	Patrick Mills, St. Mary's (Calif.) (3/21/08)
3-PT FG PCT (min 2 made)	1.000 (4-4)	Brandon Costner, NC State (1/19/08)
FREE THROWS MADE	15	Tyler Hansbrough, North Carolina (1/23/08)
FREE THROW ATTEMPTS	16	Tyler Hansbrough, North Carolina (1/23/08)
FT PCT (min 3 made)	1.000 (9-9)	Gavin Grant, NC State (1/19/08)
REBOUNDS	16	Damion Jones, Texas (3/23/08)
ASSISTS	10	Ty Lawson, North Carolina (1/23/08)
STEALS	4	Michael Jenkins, Winthrop (12/29/07)
		Tremayne Russell, Florida International (12/8/07)
BLOCKED SHOTS	10	Jarvis Varnado, Mississippi State (12/13/07)
TURNOVERS	9	Rakim Sanders, Boston College (3/5/08)
		Jason Wills, North Carolina A&T (12/23/07)

Opponent — TEAM GAME HIGHS

POINTS	98	North Carolina (1/23/08)
FIELD GOALS MADE	36	North Carolina (1/23/08)
FIELD GOAL ATTEMPTS	75	North Carolina (1/23/08)
FIELD GOAL PERCENTAGE	.549 (28-51)	Virginia Tech (2/9/08)
3 PT FIELD GOALS MADE	15	Duke (2/20/08)
3 PT FG ATTEMPTS	37	Duke (2/20/08)
3 PT FG PERCENTAGE	.625 (10-16)	Clemson (2/27/08)
FREE THROWS MADE	32	Florida State (3/8/08)
FREE THROW ATTEMPTS	42	Florida State (3/8/08)
FREE THROW PERCENTAGE	.917 (22-24)	North Carolina (1/23/08)
REBOUNDS	51	Virginia Tech (3/14/08)
ASSISTS	19	Boston College (1/15/08)
STEALS	12	Georgia Tech (2/17/08)
BLOCKED SHOTS	12	Mississippi State (12/13/07)
TURNOVERS	25	Florida Southern (11/9/07)
FOULS	26	Georgia Tech (1/12/08), Alabama State (11/28/07)

Opponent — TEAM GAME LOWS

POINTS	47	St. John's (12/2/07)
FIELD GOALS MADE	16	NC State (3/13/08)
FIELD GOAL ATTEMPTS	45	Clemson (2/27/08)
FIELD GOAL PERCENTAGE	.300 (18-60)	St. John's (12/2/07)
3 PT FIELD GOALS MADE	2	NC State (3/13/08)
3 PT FG ATTEMPTS	10	VCU (11/16/07), North Carolina (1/23/08)
3 PT FG PERCENTAGE	.133 (2-15)	NC State (3/13/08)
FREE THROWS MADE	2	vs. Morgan State (11/24/07)
FREE THROW ATTEMPTS	8	Virginia Tech (3/14/08)
FREE THROW PERCENTAGE	.200 (2-10)	Morgan State (11/24/07)
REBOUNDS	20	Virginia Tech (2/9/08)
ASSISTS	6	Marist (11/15/07), Morgan State (11/24/07)
STEALS	2	Maryland (2/23/08), Virginia (3/1/08)
BLOCKED SHOTS	0	Wake Forest (1/29/08), Duke (2/20/08)
TURNOVERS	7	North Carolina (1/23/08), Virginia (3/1/08)
FOULS	12	Virginia Tech (3/14/08)

MISCELLANEOUS STATISTICS

TOP INDIVIDUAL PERFORMANCES

SCORING

38	Jack McClinton vs. St. Mary's, 3/21/08
34	Jack McClinton vs. Virginia, 3/1/08
30	Jack McClinton vs. Winthrop, 12/29/07
29	Jack McClinton at Mississippi State, 12/13/07
26	Dwayne Collins vs. Duke, 2/20/08
26	Jack McClinton at NC State, 1/19/08

REBOUNDS

15	Anthony King vs. VCU, 11/16/07
12	Jimmy Graham vs. Florida State, 2/6/08
12	Dwayne Collins vs. Clemson, 1/27/08
12	Dwayne Collins vs. Penn, 1/2/08
12	Anthony King vs. Alabama State, 11/28/07

ASSISTS

8	Eddie Rios vs. Virginia, 3/1/08
8	Brian Asbury vs. North Carolina A&T, 12/23/07
8	Eddie Rios vs. Marist, 11/15/07

BLOCKS

7	Anthony King vs. Marist, 11/15/07
5	Anthony King vs. Maryland, 2/23/08
5	Jimmy Graham vs. Clemson, 1/27/08
5	Dwayne Collins vs. Georgia Tech, 1/12/08

STEALS

5	Jack McClinton vs. NC State, 3/13/08
4	Brian Asbury vs. Penn, 1/2/08
4	Eddie Rios vs. Florida Southern, 11/9/07

DOUBLE-FIGURE SCORING GAMES

28	Jack McClinton
18	James Dews
15	Brian Asbury
12	Dwayne Collins
12	Lance Hurdle
9	Anthony King
7	Raymond Hicks
6	Jimmy Graham
4	Eddie Rios
1	Adrian Thomas

30-POINT GAMES

3	Jack McClinton

20-POINT GAMES

11	Jack McClinton
1	Brian Asbury
1	Dwayne Collins
1	James Dews
1	Lance Hurdle

DOUBLE-FIGURE REBOUNDING GAMES

5	Dwayne Collins
5	Anthony King
2	Jimmy Graham

DOUBLE-DOUBLES

4	Dwayne Collins
2	Anthony King

GAMES LEADING MIAMI IN SCORING

19	Jack McClinton
6	James Dews
5	Dwayne Collins
4	Anthony King
2	Brian Asbury
2	Lance Hurdle

GAMES LEADING MIAMI IN REBOUNDING

17	Anthony King
13	Dwayne Collins
5	Jimmy Graham
3	Brian Asbury
2	Raymond Hicks
1	James Dews
1	Lance Hurdle

GAMES LEADING MIAMI IN ASSISTS

15	Jack McClinton
12	Lance Hurdle
7	James Dews
7	Eddie Rios
3	Brian Asbury
2	Jimmy Graham
1	Anthony King

MIAMI'S LARGEST...

Lead	43 vs. Florida Southern, 11/9/07
Deficit	23 at Boston College, 1/15/08
Halftime Lead	31 vs. Florida Southern, 11/9/07
Halftime Deficit	17 at Clemson, 2/27/08
Margin of Victory	43 vs. Florida Southern, 11/9/07
Margin of Defeat	16 vs. North Carolina, 1/23/08
Deficit Overcome for a Win	12 vs. Georgia Tech, 1/12/08
Second Half Deficit Overcome for a Win	11 vs. Boston College, 3/5/08
Home Crowd	7,000 (sellout), twice, last vs. North Carolina, 1/23/08
Road Crowd	12,417 at Wake Forest, 1/29/08
Neutral Crowd	20,035 (sellout), twice, last vs. Virginia Tech at ACC Tournament, 3/14/08


JAMES DEWS

THE HURRICANES V...

Leading at the half	
Trailing at the half	
Tied at the half	
Scoring 90 or more points	
Scoring 80-89 points	
Scoring 70-79 points	
Scoring 60-69 points	
Scoring 50-59 points	
Scoring under 50 points	
Allowing 90 or more points	
Allowing 80-89 points	
Allowing 70-79 points	
Allowing 60-69 points	
Allowing 50-59 points	
Allowing under 50 points	
Shooting 50% or better from the field	
Shooting 40-49% from the field	
Shooting 30-39% from the field	
Allowing 50% or better from the field	
Allowing 40-49% from the field	
Allowing 30-39% from the field	
Outrebounding opponents	
Outrebounded by opponent	
Same number of rebounds as opponent	
More turnovers than opponent	
Fewer turnovers than opponent	
Same number of turnovers as opponent	
Sunday	
Monday	
Tuesday	
Wednesday	
Thursday	
Friday	
Saturday	
In November	
In December	
In January	
In February	
In March	
Leading with 4:00 left	
Trailing with 4:00 left	
Leading with 2:00 left	
Trailing with 2:00 left	
Tied with 2:00 left	
Late games (8 p.m. or later)	
Evening games (6 p.m. or later)	
Afternoon games (before 6 p.m.)	
TV games	
Against ranked opponents	
Overtime games	
Games decided by five points or less	
Games decided by six to nine points	
Games decided by 10 or more points	
In white uniforms	
In black uniforms	
In orange uniforms	

ACC IN REVIEW

	ACC GAMES W	L	Pct.	Hm	Rd	OVERALL W	L	Pct.	Hm	Rd	Neu	Last 10
North Carolina (1/3) *^	14	2	.875	6-2	8-0	36	3	.923	14-2	13-0	9-1	9-1
(9/16) ^	13	3	.813	7-1	6-2	28	6	.824	15-1	8-2	5-3	6-4
Wake Forest (22/RV) ^	10	6	.625	7-1	3-5	24	10	.706	14-2	6-5	4-3	6-4
Georgia Tech +	9	7	.563	6-2	3-5	21	14	.600	14-3	4-8	3-3	7-3
MIAMI (--/RV) ^	8	8	.500	6-2	2-6	23	11	.676	14-2	4-6	5-3	6-4
Maryland +	8	8	.500	4-4	4-4	19	15	.559	13-6	6-5	0-4	3-7
Georgia Tech	7	9	.438	3-5	4-4	15	17	.469	6-7	6-8	3-2	4-6
Wake Forest	7	9	.438	6-2	1-7	17	13	.567	15-2	2-10	0-1	4-6
Florida State +	7	9	.438	4-4	3-5	19	15	.559	13-5	4-7	2-3	5-5
Virginia #	5	11	.313	3-5	2-6	17	16	.515	13-7	4-7	0-2	6-4
Boston College	4	12	.250	3-5	1-7	14	17	.452	11-8	2-7	1-2	2-8
NC State	4	12	.250	3-5	1-7	15	16	.484	10-6	2-9	3-0	1-9

^ Ranking followed by ESPN/USA Today Ranking | * Regular-season and ACC Tournament Champion | ^ NCAA Tournament participant | + NIT participant | # CBI participant

2008 ACC BASKETBALL TOURNAMENT

Charlotte Bobcats Arena—Charlotte, N.C.

FIRST ROUND, MARCH 13
#9 Florida State d. #8 Wake Forest, 70-60
#5 Miami d. #12 NC State, 63-50
#7 Georgia Tech d. #10 Virginia, 94-76
#12 Boston College d. #6 Maryland, 71-68

QUARTERFINALS, MARCH 14
#1 North Carolina d. #9 Florida State, 82-70
#4 Virginia Tech d. #5 Miami, 63-49
#2 Duke d. #7 Georgia Tech, 82-70
#3 Clemson d. #12 Boston College, 82-48

SEMIFINALS, MARCH 15
#1 North Carolina d. #4 Virginia Tech, 68-66
#3 Clemson d. #2 Duke, 78-74

FINALS, MARCH 16
#1 North Carolina d. #3 Clemson, 86-81

2008 ALL-ACC TOURNAMENT TEAMS

FIRST TEAM
Tyler Hansbrough, North Carolina; Wayne Ellington, North Carolina; Marcus Ginyard, North Carolina; K.C. Rivers, Clemson; Trevor Booker, Clemson

SECOND TEAM
James Mays, Clemson; Cliff Hammonds, Clemson; DeMarcus Nelson, Duke; Malcolm Delaney, Virginia Tech; A.D. Vassallo, Virginia Tech

TOURNAMENT MVP
Tyler Hansbrough, North Carolina

2008 ACC HONORS

PLAYER OF THE YEAR
Tyler Hansbrough, North Carolina

ROOKIE OF THE YEAR
Kyle Singler, Duke

DEFENSIVE PLAYER OF THE YEAR
DeMarcus Nelson, Duke

COACH OF THE YEAR
Seth Greenberg, Virginia Tech

FIRST-TEAM ALL-ACC

Tyler Hansbrough, JR,UNC	270
Tyrese Rice, JR, BC	261
Sean Singletary, SR, UVA	257
DeMarcus Nelson, SR, DU	250
JACK McCLINTON, JR, UM	**208**

SECOND-TEAM ALL-ACC

Greivis Vasquez, SO, MD	199
James Gist, SR, MD	186
Wayne Ellington, SO, UNC	158
A.D. Vassallo, JR, VT	120
K.C. Rivers, JR, CU	115

THIRD-TEAM ALL-ACC

Kyle Singler, FR, DU	107
Cliff Hammonds, SR, CU	101
Toney Douglas, JR, FSU	98
James Johnson, FR, WF	69
Greg Paulus, JR, DU	64

HONORABLE MENTION (20+ PTS)

Ty Lawson, SO, UNC	59
J.J. Hickson, FR, ST	43
Deron Washington, SR, VT	28
Anthony Morrow, SR, GT	25

ALL-FRESHMAN TEAM

Kyle Singler, DU	89
James Johnson, WF	89
J.J. Hickson, ST	89
Jeff Allen, VT	82
Jeff Teague, WF	79

HONORABLE MENTION (15 + PTS)

Terence Oglesby, CU	15

ALL-DEFENSIVE TEAM

DeMarcus Nelson, SR, DU	68
Toney Douglas, JR, FSU	66
Tyrelle Blair, SR, BC	56
Marcus Ginyard, JR, UNC	46
James Gist, SR, MD	40

HONORABLE MENTION (15+ PTS)

Cliff Hammonds, SR, CU	31
D'Andre Bell, JR, GT	27
Tyler Hansbrough, JR, UNC	24
Jeff Allen, FR, VT	22
Deron Washington, SR, VT	16
James Mays, SR, CU	15

ALL-ACC ACADEMIC TEAM
Gary Clark, FR, Wake Forest
Cliff Hammonds, SR, Clemson
Ben McCauley, JR, NC State
JACK McCLINTON, JR, MIAMI
Jerome Meyinsse, SO, Virginia
Greg Paulus, JR, Duke
Matt Zitani, GR, Florida State
Brian Zoubek, SO, Duke


JACK McCLINTON

ACC INDIVIDUAL STATISTICAL LEADERS



JACK McCLINTON
LED THE ACC AND WAS THIRD IN THE NATION IN FREE THROW PERCENTAGE IN 2007-08

FIELD GOAL PCT (Min. 5.0 made per game)

##	Player-Team	NCAA Rank	G	FG	FGA	Pct
1.	J.J. Hickson, FR, ST	18	31	163	276	.591
2.	Tyler Hansbrough, JR, UNC	50	39	289	535	.540
3.	James Gist, SR, MD		33	194	391	.496
4.	DeMarcus Nelson, SR, DU		34	172	351	.490
5.	James Johnson, FR, WF		30	164	337	.487
6.	Wayne Ellington, SO, UNC		39	237	507	.467
7.	Jason Rich, SR, FSU		34	183	410	.446
8.	A.D. Vassallo, JR, VT		35	206	465	.443
9.	K.C. Rivers, JR, CU		34	188	429	.438
10.	Tyrese Rice, JR, BC		30	200	462	.433

FREE THROW PCT (Min. 2.5 made per game)

##	PLAYER-TEAM	NCAA Rank	G	FTM	FTA	PCT
1.	**Jack McClinton, JR, UM**	3	32	114	124	.919
2.	Jon Scheyer, SO, DU	12	34	120	135	.889
3.	**Lance Hurdle, JR, UM**	24	34	96	111	.865
4.	Sean Singletary, SR, UVA	42	33	189	222	.851
5.	Tyrese Rice, JR, BC		30	165	195	.846
6.	Ty Lawson, SO, UNC		32	96	115	.835
7.	Uche Echefu, JR, FSU		34	105	129	.814
8.	Toney Douglas, JR, FSU		34	106	131	.809
9.	Tyler Hansbrough, JR, UNC		39	304	377	.806
10.	Ralph Mims, SR, FSU		34	103	128	.805

3-POINT FG PCT (Min. 2.5 made per game)

##	Player-Team	NCAA Rank	G	3FG	FGA	Pct
1.	Anthony Morrow, SR, GT	16	32	81	181	.448
2.	**Jack McClinton, JR, UM**	29	32	94	220	.427
3.	Terrence Oglesby, FR, CU	51	34	85	211	.403

3-POINT FG MADE PER GAME

##	Player-Team	NCAA Rank	G	3FG	Avg/G
1.	**Jack McClinton, JR, UM**	44	32	94	2.9
2.	Anthony Morrow, SR, GT		32	81	2.5
3.	Terrence Oglesby, FR, CU		34	85	2.5
4.	Greg Paulus, JR, DU		34	83	2.4
5.	A.D. Vassallo, JR, VT		35	85	2.4
6.	K.C. Rivers, JR, CU		34	80	2.4
7.	Tyrese Rice, JR, BC		30	64	2.1
8.	Wayne Ellington, SO, UNC		39	78	2.0
9.	Greivis Vasquez, SO, MD		34	64	1.9
10.	Toney Douglas, JR, FSU		34	62	1.8

BLOCKED SHOTS

##	Player-Team	NCAA Rank	G	Blocks	Avg/G
1.	Tyrelle Blair, SR, BC	7	31	105	3.4
2.	James Gist, SR, MD	28	33	77	2.3
3.	Bambale Osby, SR, MD	40	33	69	2.1
4.	Trevor Booker, SO, CU	50	34	63	1.9
5.	Chas McFarland, So, WF		30	48	1.6
6.	J.J. Hickson, FR, ST		31	47	1.5
7.	**Anthony King, SR, UM**		34	48	1.4
8.	James Johnson, FR, WF		30	40	1.3
9.	Deon Thompson, SO, UNC		39	51	1.3
10.	Jeff Allen, FR, VT		33	41	1.2

ASSISTS

##	Player-Team	NCAA Rank	G	Assists	Avg/G
1.	Greivis Vasquez, SO, MD	7	34	231	6.8
2.	Sean Singletary, SR, UVA	17	33	202	6.1
3.	Ty Lawson, SO, UNC	47	32	165	5.2
4.	Tyrese Rice, JR, BC		30	149	5.0
5.	Ishmael Smith, SO, WF		30	141	4.7
6.	Eric Hayes, SO, MD		31	138	4.5
7.	Cliff Hammonds, SR, CU		34	133	3.9
8.	Matt Causey, SR, GT		30	111	3.7
9.	Maurice Miller, FR, GT		29	96	3.3
10.	Hank Thorns, FR, VT		35	113	3.2

ASSIST/TURNOVER RATIO
(Min. 3.0 assists/game)

##	Player-Team	NCAA Rank	G	Asst	Avg	Turn	Avg	Ratio
1.	Ty Lawson, SO, UNC	27	32	165	5.2	70	2.2	2.36
2.	C. Hammonds, SR, CU	38	34	133	3.9	60	1.8	2.22
3.	Greg Paulus, JR, DU		34	109	3.2	55	1.6	1.98
4.	Eric Hayes, SO, MD		31	138	4.5	73	2.4	1.89
5.	Quentin Thomas, SR, UNC		37	113	3.1	62	1.7	1.82
6.	Hank Thorns, FR, VT		35	113	3.2	67	1.9	1.69
7.	Ishmael Smith, SO, WF		30	141	4.7	84	2.8	1.68
8.	Maurice Miller, FR, GT		29	96	3.3	59	2.0	1.63
9.	Sean Singletary, SR, UVA		33	202	6.1	128	3.9	1.58
10.	Greivis Vasquez, SO, MD		34	231	6.8	149	4.4	1.55

STEALS

##	Player-Team	NCAA Rank	G	Steals	Avg/G
1.	Toney Douglas, JR, FSU	7	34	90	2.7
2.	Jeff Allen, FR, VT	37	33	69	2.1
3.	Cliff Hammonds, SR, CU		34	66	1.9
4.	K.C. Rivers, JR, CU		34	64	1.9
5.	Jeff Teague, FR, WF		30	55	1.8
6.	Sean Singletary, SR, UVA		33	60	1.8
7.	James Mays, SR, CU		29	50	1.7
8.	Ralph Mims, SR, FSU		34	57	1.7
9.	Tyrese Rice, JR, BC		30	48	1.6
10.	Ty Lawson, SO, UNC		32	51	1.6

OFFENSIVE REBOUNDS

##	Player-Team	G	No.	Avg/G
1.	Tyler Hansbrough, JR, UNC	39	161	3.87
2.	James Mays, SR, CU	29	98	3.38
3.	James Johnson, FR, WF	30	93	3.10
4.	Trevor Booker, So, CU	34	92	2.71
5.	**Dwayne Collins, SO, UM**	34	88	2.59
6.	J.J. Hickson, FR, ST	31	80	2.58
7.	Shamari Spears, SO, BC	28	71	2.54
8.	**Anthony King, SR, UM**	34	83	2.44
	K.C. Rivers, JR, CU	34	83	2.44
10.	Jeremis Smith, SR, GT	32	78	2.44

SCORING

##	Player-Team	NCAA Rank	G	FG	3FG	FT	Pts	Avg/G
1.	Tyler Hansbrough, JR, UNC	12	39	289	0	304	882	22.6
2.	Tyrese Rice, JR, BC	20	30	200	64	165	629	21.0
3.	Sean Singletary, SR, UVA	36	33	203	58	189	643	19.5
4.	**Jack McClinton, JR, UM**		32	179	94	114	566	17.7
5.	Greivis Vasquez, SO, MD		34	199	64	116	577	17.0
6.	A.D. Vassallo, JR, VT		35	208	85	95	592	16.9
7.	Wayne Ellington, SO, UNC		39	237	78	95	647	16.6
8.	James Gist, SR, MD		33	194	22	115	525	15.9
9.	Toney Douglas, JR, FSU		34	178	62	106	524	15.4
10.	J.J. Hickson, FR, NCS		31	163	0	132	458	14.8

REBOUNDING

##	Player-Team	NCAA Rank	G	Off	Def	Tot	Avg/G
1.	Tyler Hansbrough, JR, UNC	17	39	151	248	399	10.2
2.	J.J. Hickson, FR, ST	50	31	80	182	262	8.5
3.	James Johnson, FR, WF		30	93	151	244	8.1
4.	James Gist, SR, MD		33	60	200	260	7.9
5.	Jeff Allen, FR, VT		33	70	181	251	7.6
6.	Trevor Booker, SO, CU		34	92	157	249	7.3
7.	Uche Echefu, JR, FSU		34	73	175	248	7.3
8.	Jeremis Smith, SR, GT		32	78	149	227	7.1
9.	**Anthony King, SR, UM**		34	83	156	239	7.0
10.	James Mays, SR, CU		29	98	98	196	6.8

DEFENSIVE REBOUNDS

##	Player-Team	G	No.	Avg/G
1.	Tyler Hansbrough, JR, UNC	39	248	6.36
2.	James Gist, SR, MD	33	200	6.06
3.	J.J. Hickson, FR, ST	31	182	5.87
4.	Jeff Allen, FR, VT	33	181	5.48
5.	Uche Echefu, JR, FSU	34	175	5.15
6.	James Johnson, FR, WF	30	151	5.03
7.	Greivis Vasquez, SO, MD	34	162	4.76
8.	Jeremis Smith, SR, GT	32	149	4.66
9.	Trevor Booker, SO, CU	34	157	4.62
10.	**Anthony King, SR, UM**	34	156	4.59

MINUTES PLAYED

##	Player-Team	G	Minutes	Avg/G
1.	Tyrese Rice, JR, BC	30	1144	38.13
2.	Greivis Vasquez, SO, MD	34	1258	37.00
3.	Toney Douglas, JR, FSU	34	1205	35.44
4.	A.D. Vassallo, JR, VT	35	1201	34.31
5.	Cliff Hammonds, SR, CU	34	1162	34.18
6.	Sean Singletary, SR, UVA	33	1122	34.00
7.	Jason Rich, SR, FSU	34	1155	33.97
8.	Eric Hayes, SO, MD	31	1036	33.42
9.	Deron Washington, SR, VT	35	1159	33.11
10.	Tyler Hansbrough, JR, UNC	39	1286	32.97
13.	**Jack McClinton, JR, UM**	32	1007	31.47



ACC TEAM STATISTICS

OFFENSE

	NCAA Rank	G	W-L	Pts	Avg/G
	1	39	36-3	3454	88.6
	4	34	28-6	2830	83.2
	10	34	24-10	2693	79.2
	28	32	15-17	2482	77.6
	36	33	17-16	2535	76.8
	60	34	23-11	2542	74.8
	93	34	19-15	2483	73.0
	111	30	17-13	2166	72.2
	113	34	19-15	2451	72.1
	127	31	14-17	2203	71.1
	142	35	21-14	2456	70.2
	204	31	15-16	2086	67.3

SCORING DEFENSE

	NCAA Rank	G	W-L	Pts	Avg/G
	77	35	21-14	2265	64.7
	148	34	23-11	2309	67.9
	174	34	19-15	2346	69.0
	189	30	17-13	2081	69.4
	190	34	28-6	2361	69.4
	194	31	15-16	2160	69.7
	196	34	24-10	2372	69.8
	196	34	19-15	2373	69.8
	248	31	14-17	2243	72.4
	255	39	36-3	2828	72.5
	293	33	17-16	2470	74.8
	305	32	15-17	2432	76.0

SCORING MARGIN

	NCAA Rank	G	Off.	Def.	Margin
	3	39	88.6	72.5	16.1
	6	34	83.2	69.4	13.8
	28	34	79.2	69.8	9.4
	52	34	74.8	67.9	6.9
	78	35	70.2	64.7	5.5
	112	34	73.0	69.8	3.2
	116	34	72.1	69.0	3.1
	120	30	72.2	69.4	2.8
	142	33	76.8	74.8	2.0
	149	32	77.6	76.0	1.6
	200	31	71.1	72.4	-1.3
	224	31	67.3	69.7	-2.4

FIELD GOAL PERCENTAGES

	NCAA Rank	G	FG	FGA	Pct.
	10	39	1250	2564	.488
	35	32	883	1873	.471
	64	34	964	2084	.463
	68	34	895	1939	.462
	90	34	1000	2191	.456
	97	31	776	1705	.455
	98	31	698	1534	.455
	148	34	844	1905	.443
	181	35	869	1979	.439
	190	34	867	1985	.437
	196	33	879	2020	.435
	207	30	784	1811	.433

FIELD GOAL PCT DEFENSE

	NCAA Rank	G	FG	FGA	Pct.
	15	34	839	2124	.395
	39	35	798	1955	.407
	40	34	803	1972	.407
	105	31	802	1892	.424
	117	39	1061	2490	.426
	127	30	725	1691	.429
	146	34	829	1913	.433
	149	34	880	2025	.435
	166	34	860	1967	.437
	201	31	840	1897	.443
	241	33	881	1960	.449
	249	32	804	1780	.452

FREE THROW PERCENTAGES

##	Team	NCAA Rank	G	FT	FTA	Pct.
1.	Florida State	5	34	529	684	.773
2.	North Carolina	13	39	738	975	.757
3.	**Miami**	22	34	572	786	.747
4.	NC State	81	31	514	715	.719
5.	Virginia	120	33	503	713	.705
6.	Maryland	128	34	511	727	.703
7.	Georgia Tech	134	32	502	716	.701
8.	Duke	145	34	594	852	.697
9.	Boston College	164	31	467	677	.690
10.	Virginia Tech	187	35	526	772	.681
11.	Wake Forest	252	30	409	615	.665
12.	Clemson	312	34	422	677	.623

3-POINT FIELD GOAL PERCENTAGES

##	Team	NCAA Rank	G	3FG	3FGA	Pct.
1.	**Miami**	37	34	236	613	.385
2.	Duke	59	34	308	816	.377
3.	North Carolina	76	39	216	580	.372
4.	Clemson	77	34	271	728	.372
5.	Georgia Tech	78	32	214	575	.372
6.	Virginia	104	33	274	748	.366
7.	Boston College	125	31	184	511	.360
8.	Florida State	158	34	234	665	.352
9.	NC State	170	31	176	505	.349
10.	Maryland	214	34	182	539	.338
11.	Virginia Tech	247	35	192	570	.337
12.	Wake Forest	277	30	189	598	.316

3-POINT FIELD GOALS MADE

##	Team	NCAA Rank	G	3FG	PG
1.	Duke	18	34	308	9.1
2.	Virginia	35	33	275	8.3
3.	Clemson	53	34	271	8.0
4.	**Miami**	135	34	236	6.9
5.	Florida State	145	34	234	6.9
6.	Georgia Tech	161	32	214	6.7
7.	Wake Forest	192	30	189	6.3
8.	Boston College	221	31	184	5.9
9.	NC State	255	31	176	5.7
10.	North Carolina	262	39	216	5.5
11.	Virginia Tech	270	35	192	5.5
12.	Maryland	282	34	182	5.4

3-POINT FIELD GOAL PCT DEFENSE

##	Team	G	3FG	3FGA	Pct.
1.	Clemson	34	171	561	.305
2.	Maryland	34	209	645	.324
3.	North Carolina	39	278	862	.326
4.	Duke	34	167	507	.329
5.	Georgia Tech	32	215	636	.338
6.	Virginia Tech	35	224	649	.341
7.	Boston College	31	200	578	.346
8.	Florida State	34	230	664	.346
9.	Wake Forest	30	216	612	.353
10.	**Miami**	34	239	677	.353
11.	Virginia	33	275	750	.367
12.	NC State	31	193	525	.368

REBOUNDING MARGIN

##	Team	NCAA Rank	G	Own	Opp	Margin
1.	North Carolina	1	39	43.5	32.5	+11.0
2.	Virginia	32	33	39.1	34.0	+5.0
3.	Virginia Tech	46	35	37.3	33.2	+4.1
4.	Clemson	98	34	38.4	36.1	+2.2
5.	**Miami**	105	34	38.0	35.9	+2.1
6.	Maryland	114	34	38.0	36.1	+1.9
7.	Boston College	145	31	35.6	34.8	+0.8
8.	Florida State	162	34	33.9	33.4	+0.4
9.	Duke	176	34	36.9	36.8	+0.1
10.	Wake Forest	197	30	36.8	37.4	-0.6
11.	Georgia Tech	203	32	33.9	34.7	-0.8
12.	NC State	216	31	33.5	34.5	-1.0



OFFENSIVE REBOUNDS

##	Team	G	Reb	Avg
1.	Clemson	34	536	15.76
2.	North Carolina	39	605	15.51
3.	Virginia	33	443	13.42
4.	Wake Forest	30	392	13.07
5.	**Miami**	34	433	12.74
6.	Duke	34	426	12.53
7.	Virginia Tech	35	425	12.14
8.	Boston College	31	368	11.87
9.	Maryland	34	403	11.85
10.	Georgia Tech	32	371	11.59
11.	Florida State	34	373	10.97
12.	NC State	31	290	9.35

DEFENSIVE REBOUNDS

##	Team	G	Reb	Avg/G
1.	North Carolina	39	1090	27.95
2.	Maryland	34	890	26.18
3.	Virginia	33	846	25.64
4.	**Miami**	34	860	25.29
5.	Virginia Tech	35	880	25.14
6.	Duke	34	829	24.38
7.	NC State	31	749	24.16
8.	Wake Forest	30	712	23.73
9.	Boston College	31	735	23.71
10.	Florida State	34	778	22.88
11.	Clemson	34	769	22.62
12.	Georgia Tech	32	715	22.34

BLOCKED SHOTS

##	Team	NCAA Rank	G	Blk.	PG
1.	Maryland	5	34	224	6.6
2.	Boston College	9	31	189	6.1
3.	Clemson	18	34	185	5.4
4.	Wake Forest	25	30	155	5.2
5.	Virginia Tech	37	35	168	4.8
6.	**Miami**	43	34	157	4.6
7.	NC State	44	31	143	4.6
8.	North Carolina	50	39	174	4.5
9.	Duke	81	34	133	3.9
10.	Florida State	90	34	130	3.8
11.	Georgia Tech	117	32	112	3.5
12.	Virginia	264	33	78	2.4

ASSISTS

##	Team	NCAA Rank	G	Ast.	PG
1.	North Carolina	20	39	656	16.8
2.	Maryland	24	34	562	16.5
3.	Clemson	34	34	535	15.7
4.	Georgia Tech	64	32	480	15.0
5.	Boston College	77	31	458	14.8
6.	Duke	88	34	497	14.6
7.	Virginia	148	33	445	13.5
8.	Virginia Tech	154	35	468	13.4
9.	**Miami**	162	34	451	13.3
10.	NC State	164	31	411	13.3
11.	Wake Forest	261	30	357	11.9
12.	Florida State	300	34	375	11.0

ASSIST/TURNOVER RATIO

##	Team	NCAA Rank	G	Own	Opp	Ratio
1.	North Carolina	39	39	16.8	14.4	1.17
2.	Duke	78	34	14.6	13.6	1.06
3.	Clemson	89	34	15.7	14.9	1.06
4.	**Miami**	124	34	13.8	13.4	0.99
5.	Maryland	134	34	16.5	16.9	0.98
6.	Georgia Tech	135	32	15.0	15.3	0.98
7.	Virginia	141	33	13.5	14.0	0.96
8.	Boston College	146	31	14.8	15.5	0.96
9.	Virginia Tech	173	35	13.4	14.5	0.92
10.	NC State	218	31	13.3	15.5	0.85
11.	Wake Forest	246	30	11.9	14.4	0.83
12.	Florida State	292	34	11.0	15.3	0.72

STEALS

##	Team	NCAA Rank	G	St.	PG
1.	Clemson	4	34	334	9.8
2.	Duke	26	34	295	8.7
3.	Florida State	34	34	290	8.5
4.	Georgia Tech	47	32	265	8.3
5.	North Carolina	51	39	318	8.2
6.	Wake Forest	55	30	242	8.1
7.	Virginia Tech	128	35	249	7.1
8.	Maryland	166	34	225	6.6
9.	Boston College	234	31	186	6.0
10.	**Miami**	242	34	202	5.9
11.	Virginia	258	33	191	5.8
12.	NC State	305	31	157	5.1

TURNOVER MARGIN

##	Team	G	Own	Opp	Margin
1.	Duke	34	13.6	13.4	+4.8
2.	Wake Forest	30	14.4	17.6	+3.2
3.	Clemson	34	14.9	17.9	+3.1
4.	North Carolina	39	14.4	16.1	+1.7
5.	**Miami**	34	13.4	14.5	+1.2
6.	Georgia Tech	32	15.3	16.3	+0.9
7.	Virginia Tech	35	14.5	15.0	+0.5
8.	Florida State	34	15.3	15.8	+0.5
9.	Virginia	33	14.0	13.5	-0.5
10.	Maryland	34	16.9	14.2	-2.7
11.	Boston College	31	15.5	12.3	-3.2
12.	NC State	31	15.5	11.0	-4.5

ACC INDIVIDUAL STATISTICAL LEADERS

ACC GAMES ONLY

SCORING

##	Player-Team	G	FG	3FG	FT	Pts	Avg/G
1.	T. Hansbrough, JR, UNC	16	120	0	139	379	23.7
2.	Tyrese Rice, JR, BC	16	116	36	99	367	22.9
3.	Sean Singletary, SR, UVA	16	113	28	90	344	21.5
4.	**J. McClinton, JR, UM**	**16**	**96**	**51**	**57**	**300**	**18.8**
5.	Toney Douglas, JR, FSU	16	96	38	60	290	18.1
6.	A.D. Vassallo, JR, VT	16	95	37	55	282	17.6
	Greivis Vasquez, SO, MD	16	105	27	45	282	17.6
8.	James Gist, SR, MD	16	97	13	64	271	16.9
9.	D. Nelson, SR, DU	16	92	21	63	268	16.8
10.	Jeff Teague, FR, WF	16	87	23	66	263	16.4

REBOUNDING

##	Player-Team	G	OFF	DEF	TOT	Avg/G
1.	Tyler Hansbrough, JR, UNC	16	60	124	184	11.5
2.	J.J. Hickson, FR, ST	16	44	96	140	8.8
3.	James Gist, SR, MD	16	25	108	133	8.3
4.	Jeremis Smith, SR, GT	16	41	78	119	7.4
5.	James Mays, SR, CU	16	60	58	118	7.4
	James Johnson, FR, WF	16	43	75	118	7.4
7.	Deron Washington, SR, VT	16	32	84	116	7.3
	Uche Echefu, JR, FSU	16	37	79	116	7.3
9.	Jeff Allen, FR, VT	14	28	73	101	7.2
10.	Bambale Osby, SR, MD	16	38	76	114	7.1
11.	**Dwayne Collins, SO, UM**	**16**	**42**	**68**	**110**	**6.9**
	Anthony King, SR, UM	**16**	**40**	**70**	**110**	**6.9**
20.	**Jimmy Graham, JR, UM**	**16**	**33**	**54**	**87**	**5.4**

FIELD GOAL PCT (Min. 5.0 made per game)

##	Player-Team	G	FG	FGA	Pct
1.	DeMarcus Nelson, SR, DU	16	92	179	.514
2.	Tyler Hansbrough, JR, UNC	16	120	234	.513
3.	James Johnson, FR, WF	16	90	177	.508
4.	James Gist, SR, MD	16	97	198	.490
5.	Cliff Hammonds, SR, CU	16	83	172	.483
6.	A.D. Vassallo, JR, VT	16	95	210	.452
	Jason Rich, SR, FSU	16	95	210	.452
8.	Sean Singletary, SR, UVA	16	113	251	.450
9.	Jeff Teague, FR, WF	16	87	194	.448
10.	Tyrese Rice, JR, BC	16	116	261	.444

FREE THROW PCT (Min. 2.5 made per game)

##	PLAYER-TEAM	G	FTM	FTA	PCT
1.	**Jack McClinton, JR, UM**	**16**	**57**	**62**	**.919**
2.	Sean Singletary, SR, UVA	16	90	103	.874
3.	Jon Scheyer, SO, DU	16	52	60	.867
4.	**Lance Hurdle, JR, UM**	**16**	**54**	**63**	**.857**
5.	Tyrese Rice, JR, BC	16	99	117	.846
6.	Wayne Ellington, SO, UNC	16	41	49	.837
7.	Malcolm Delaney, FR, VT	16	55	66	.833
8.	Ralph Mims, SR, FSU	16	55	67	.821
9.	Jeff Teague, FR, WF	16	66	81	.815
10.	Tyler Hansbrough, JR, UNC	16	139	171	.813

3-POINT FG PCT (Min. 2.5 made per game)

##	Player-Team	G	3FG	FGA	Pct
1.	K.C. Rivers, JR, CU	16	40	90	.444
2.	Greg Paulus, JR, DU	16	45	108	.417
3.	**Jack McClinton, JR, UM**	**16**	**51**	**125**	**.408**
4.	Terrence Oglesby, FR, CU	16	42	105	.400

3-POINT FG MADE PER GAME

##	Player-Team	G	3FG	Avg/G
1.	**Jack McClinton, JR, UM**	**16**	**51**	**3.19**
2.	Greg Paulus, JR, DU	16	45	2.81
3.	Terrence Oglesby, FR, CU	16	42	2.63
4.	K.C. Rivers, JR, CU	16	40	2.50
5.	Courtney Fells, JR, ST	16	38	2.38
	Anthony Morrow, SR, GT	16	38	2.38
	Toney Douglas, JR, FSU	16	38	2.38
8.	A.D. Vassallo, JR, VT	16	37	2.31
9.	Tyrese Rice, JR, BC	16	36	2.25
10.	Kyle Singler, FR, DU	16	34	2.13

BLOCKED SHOTS

##	Player-Team	G	Blocks	Avg/G
1.	Tyrelle Blair, SR, BC	16	56	3.50
2.	James Gist, SR, MD	16	32	2.00
3.	Bambale Osby, SR, MD	16	31	1.94
4.	Chas McFarland, So, WF	16	27	1.69
5.	Danny Green, JR, UNC	16	25	1.56
6.	Deon Thompson, SO, UNC	16	22	1.38
	Gani Lawal, FR, GT	16	22	1.38
	J.J. Hickson, FR, ST	16	22	1.38
9.	**Anthony King, SR, UM**	**16**	**21**	**1.31**
10.	Jeff Allen, FR, VT	14	18	1.29

ASSISTS

##	Player-Team	G	Assists	Avg/G
1.	Greivis Vasquez, SO, MD	16	120	7.50
2.	Tyrese Rice, JR, BC	16	84	5.25
3.	Sean Singletary, SR, UVA	16	83	5.19
4.	Ishmael Smith, SO, WF	16	76	4.75
5.	Cliff Hammonds, SR, CU	16	66	4.13
6.	Quentin Thomas, SR, UNC	16	65	4.06
7.	Hank Thoms, FR, VT	16	61	3.81
8.	Eric Hayes, SO, MD	14	52	3.71
9.	Matt Causey, SR, GT	14	51	3.64
10.	Maurice Miller, FR, GT	16	54	3.38

ASSIST/TURNOVER RATIO
(Min. 3.0 assists/game)

##	Player-Team	G	Asst	Avg	Tum	Avg	Ratio
1.	Greg Paulus, JR, DU	16	51	3.2	20	1.3	2.55
2.	Cliff Hammonds, SR, CU	16	66	4.1	33	2.1	2.00
3.	Quentin Thomas, SR, UNC	16	65	4.1	34	2.1	1.91
4.	Ishmael Smith, SO, WF	16	76	4.8	47	2.9	1.62
5.	Sean Singletary, SR, UVA	16	83	5.2	52	3.3	1.60
6.	Greivis Vasquez, SO, MD	16	120	7.5	77	4.8	1.56
7.	Eric Hayes, SO, MD	14	52	3.7	34	2.4	1.53
8.	Tyrese Rice, JR, BC	16	84	5.3	55	3.4	1.53
9.	Javier Gonzalez, FR, ST	16	51	3.2	35	2.2	1.46
10.	Hank Thoms, FR, VT	16	61	3.8	44	2.8	1.39

STEALS

##	Player-Team	G	Steals	Avg/G
1.	Toney Douglas, JR, FSU	16	48	3.00
2.	Jeff Allen, FR, VT	14	32	2.29
3.	Sean Singletary, SR, UVA	16	32	2.00
4.	DeMarcus Nelson, SR, DU	16	31	1.94
5.	Greg Paulus, JR, DU	16	30	1.88
6.	K.C. Rivers, JR, CU	16	29	1.81
7.	D'Andre Bell, JR, GT	16	27	1.69
	Cliff Hammonds, SR, CU	16	27	1.69
9.	Ralph Mims, Sr, FSU	16	26	1.63
10.	James Mays, SR, CU	16	25	1.56

OFFENSIVE REBOUNDS

##	Player-Team	G	No.	Avg/G
1.	James Mays, SR, CU	16	60	3.75
	Tyler Hansbrough, JR, UNC	16	60	3.75
3.	J.J. Hickson, FR, ST	16	44	2.75
4.	Chas McFarland, SO, WF	16	43	2.69
	James Johnson, FR, WF	16	43	2.69
	Trevor Booker, So, CU	16	43	2.69
7.	**Dwayne Collins, SO, UM**	**16**	**42**	**2.63**
8.	Jeremis Smith, SR, GT	16	41	2.56
7.	Shamari Spears, SO, BC	28	71	2.54
9.	**Anthony King, SR, UM**	**16**	**40**	**2.50**
10.	Alex Stepheson, SO, UNC	15	37	2.47

DEFENSIVE REBOUNDS

##	Player-Team	G	No.	Avg/G
1.	Tyler Hansbrough, JR, UNC	16	124	7.75
2.	James Gist, SR, MD	16	108	6.75
3.	J.J. Hickson, FR, ST	16	96	6.00
4.	Deron Washington, SR, VT	16	84	5.25
5.	Jeff Allen, FR, VT	14	73	5.21
6.	Uche Echefu, JR, FSU	16	79	4.94
7.	Jeremis Smith, SR, GT	16	78	4.88
	Greivis Vasquez, SO, MD	16	78	4.88
9.	A.D. Vassallo, JR, VT	16	77	4.81
10.	Bambale Osby, SR, MD	16	76	4.75

MINUTES PLAYED

##	Player-Team	G	Minutes	Avg/G
1.	Tyrese Rice, JR, BC	16	624	39.00
2.	Greivis Vasquez, SO, MD	16	596	37.25
3.	Toney Douglas, JR, FSU	16	587	36.69
4.	Cliff Hammonds, SR, CU	16	574	35.88
	Sean Singletary, SR, UVA	16	574	35.88
6.	Tyler Hansbrough, JR, UNC	16	572	35.75
7.	Jason Rich, SR, FSU	16	564	35.25
8.	A.D. Vassallo, JR, VT	16	560	35.00
9.	Ishmael Smith, SO, WF	16	554	34.62
10.	Ralph Mims, SR, FSU	16	553	34.56
11.	**Jack McClinton, JR, UM**	**16**	**552**	**34.50**



LANCE HUR

ACC TEAM STATISTICS

ACC GAMES ONLY

SCORING OFFENSE

##	Team	G	W-L	Pts	Avg/G
	[illegible]	16	14-2	1396	87.2
	[illegible]	16	13-3	1340	83.8
	[illegible]	16	10-6	1245	77.8
	[illegible]	16	7-9	1238	77.4
	[illegible]	16	8-8	1203	75.2
	[illegible]	**16**	**8-8**	**1196**	**74.8**
	[illegible]	16	5-11	1183	73.9
	[illegible]	16	7-9	1183	73.9
	[illegible]	16	4-12	1164	72.8
	[illegible]	16	9-7	1152	72.0
	[illegible]	16	7-9	1111	69.4
	[illegible]	16	4-12	1094	68.4

SCORING DEFENSE

##	Team	G	Pts	Avg/G
	Virginia Tech	16	1156	72.2
	Clemson	16	1165	72.8
	Florida State	16	1171	73.2
	Duke	16	1190	74.4
	Maryland	16	1211	75.7
	Miami	**16**	**1213**	**75.8**
	North Carolina	16	1215	75.9
	Wake Forest	16	1223	76.4
	Boston College	16	1238	77.4
	NC State	16	1239	77.4
	Georgia Tech	16	1241	77.6
	Virginia	16	1243	77.7

SCORING MARGIN

##	Team	G	Off.	Def.	Margin
	North Carolina	16	87.2	75.9	+11.3
	Duke	16	83.8	74.4	+9.4
	Clemson	16	77.8	72.8	+5.0
	Georgia Tech	16	77.4	77.6	-0.2
	Virginia Tech	16	72.0	72.2	-0.2
	Maryland	16	75.2	75.7	-0.5
	Miami	**16**	**74.8**	**75.8**	**-1.1**
	Wake Forest	16	73.9	76.4	-2.5
	Florida State	16	69.4	73.2	-3.8
	Virginia	16	73.9	77.7	-3.8
	Boston College	16	72.8	77.4	-4.6
	NC State	16	68.4	77.4	-9.1

FIELD GOAL PERCENTAGES

##	Team	G	FG	FGA	Pct.
	Maryland	16	445	935	.476
	Georgia Tech	16	438	931	.470
	North Carolina	16	500	1063	.470
	Boston College	16	409	889	.460
	NC State	16	374	822	.455
	Clemson	16	471	1043	.452
	Duke	16	452	1006	.449
	Wake Forest	16	434	989	.439
	Miami	**16**	**413**	**952**	**.434**
	Virginia Tech	16	387	921	.420
	Virginia	16	416	995	.418
	Florida State	16	380	912	.417

FIELD GOAL PCT DEFENSE

##	Team	G	FG	FGA	Pct.
	Maryland	16	427	1015	.421
	North Carolina	16	449	1058	.424
	Virginia Tech	16	390	909	.429
	Miami	**16**	**406**	**927**	**.438**
	Florida State	16	390	876	.445
	Clemson	16	415	930	.446
	Boston College	16	453	1004	.451
	Georgia Tech	16	423	935	.452
	Wake Forest	16	423	927	.456
	Duke	16	444	958	.463
	Virginia	16	448	960	.467
	NC State	16	451	959	.470

FREE THROW PERCENTAGES

##	Team	G	FT	FTA	Pct.
1.	North Carolina	16	311	397	.783
2.	**Miami**	**16**	**206**	**345**	**.771**
3.	Florida State	16	245	329	.745
4.	NC State	16	236	325	.726
5.	Virginia	16	238	329	.723
6.	Maryland	16	220	308	.714
7.	Boston College	16	243	345	.704
8.	Georgia Tech	16	263	380	.692
9.	Duke	16	283	409	.692
10.	Virginia Tech	16	302	437	.691
11.	Wake Forest	16	212	326	.650
12.	Clemson	16	174	297	.586

3-POINT FIELD GOAL PERCENTAGES

##	Team	G	3FG	3FGA	Pct.
1.	NC State	16	110	277	.397
2.	Boston College	16	103	271	.380
3.	North Carolina	16	85	227	.374
4.	Duke	16	153	411	.372
5.	Clemson	16	129	350	.369
6.	Maryland	16	93	260	.358
7.	**Miami**	**16**	**104**	**291**	**.357**
8.	Georgia Tech	16	99	279	.355
9.	Wake Forest	16	103	306	.337
10.	Virginia	16	113	343	.329
11.	Florida State	16	106	323	.328
12.	Virginia Tech	16	76	256	.297

3-POINT FIELD GOALS MADE

##	Team	G	3FG	PG
1.	Duke	16	153	9.56
2.	Clemson	16	129	8.06
3.	Virginia	16	113	7.06
4.	NC State	16	110	6.88
5.	Florida State	16	106	6.63
6.	**Miami**	**16**	**104**	**6.50**
7.	Boston College	16	103	6.44
	Wake Forest	16	103	6.44
9.	Georgia Tech	16	99	6.19
10.	Maryland	16	93	5.81
11.	North Carolina	16	85	5.31
12.	Virginia Tech	16	76	4.75

3-POINT FIELD GOAL PCT DEFENSE

##	Team	G	3FG	3FGA	Pct.
1.	Georgia Tech	16	90	310	.290
2.	Clemson	16	77	246	.313
3.	North Carolina	16	122	370	.330
4.	Boston College	16	102	300	.340
5.	Maryland	16	109	316	.345
6.	Duke	16	72	208	.346
7.	Virginia Tech	16	105	293	.358
8.	Wake Forest	16	116	312	.372
9.	Virginia	16	135	361	.374
10.	Florida State	16	119	315	.378
11.	**Miami**	**16**	**122**	**314**	**.389**
12.	NC State	16	105	249	.422

REBOUNDING MARGIN

##	Team	G	Own	Opp	Margin
1.	North Carolina	16	44.8	33.4	+11.4
2.	Virginia Tech	16	38.8	34.4	+4.4
3.	Maryland	16	37.4	35.9	+1.5
4.	**Miami**	**16**	**36.4**	**35.8**	**+0.6**
5.	Virginia	16	37.2	36.8	+0.4
6.	Clemson	16	36.8	38.5	-1.7
	Boston College	16	34.5	36.2	-1.7
8.	Duke	16	36.0	38.4	-2.4
9.	Wake Forest	16	35.4	38.3	-2.9
10.	Florida State	16	32.7	35.7	-3.0
11.	NC State	16	31.0	34.2	-3.2
12.	Georgia Tech	16	33.5	36.8	-3.2



BRIAN ASBURY

OFFENSIVE REBOUNDS

##	Team	G	Reb	Avg/G
1.	North Carolina	16	257	16.06
2.	Clemson	16	243	15.19
3.	Duke	16	208	13.00
4.	Virginia Tech	16	207	12.94
5.	**Miami**	**16**	**204**	**12.75**
6.	Wake Forest	16	202	12.63
7.	Virginia	16	198	12.38
8.	Boston College	31	368	11.87
9.	Maryland	34	403	11.85
10.	Georgia Tech	32	371	11.59
11.	Florida State	34	373	10.97
12.	NC State	31	290	9.35

DEFENSIVE REBOUNDS

##	Team	G	Reb	Avg/G
1.	North Carolina	16	460	28.75
2.	Maryland	16	428	26.75
3.	Virginia Tech	16	413	25.81
4.	Virginia	16	397	24.81
5.	Boston College	16	382	23.88
6.	**Miami**	**16**	**378**	**23.63**
7.	Duke	16	368	23.00
8.	Wake Forest	16	365	22.81
9.	Georgia Tech	16	352	22.00
10.	NC State	16	349	21.81
11.	Clemson	16	346	21.63
12.	Florida State	16	341	21.31

BLOCKED SHOTS

##	Team	G	Blk.	PG
1.	Boston College	16	103	6.44
2.	Maryland	16	94	5.88
3.	Clemson	16	83	5.19
4.	Wake Forest	16	82	5.13
5.	North Carolina	16	80	5.00
6.	Virginia Tech	16	73	4.56
7.	Georgia Tech	16	66	4.13
8.	**Miami**	**16**	**64**	**4.00**
9.	NC State	16	61	3.81
10.	Duke	16	58	3.63
11.	Florida State	16	57	3.56
12.	Virginia	16	27	1.69

ASSISTS

##	Team	G	Ast.	PG
1.	Maryland	16	267	16.69
2.	North Carolina	16	263	16.44
3.	Boston College	16	240	15.00
4.	Clemson	16	239	14.94
5.	NC State	16	226	14.13
	Duke	16	226	14.13
7.	Georgia Tech	16	222	13.88
8.	Virginia Tech	16	198	12.38
9.	**Miami**	**16**	**184**	**11.50**
10.	Virginia	16	183	11.44
11.	Wake Forest	16	179	11.19
12.	Florida State	16	145	9.06

ASSIST/TURNOVER RATIO

##	Team	G	Own	Opp	Ratio
1.	North Carolina	16	16.4	14.9	1.10
2.	Duke	16	14.1	12.9	1.10
3.	Clemson	16	14.9	14.1	1.06
4.	Maryland	16	16.7	15.9	1.05
5.	Boston College	16	15.0	14.8	1.01
6.	Virginia	16	11.4	12.4	0.92
7.	Georgia Tech	16	13.9	15.8	0.88
8.	NC State	16	14.1	16.2	0.87
9.	**Miami**	**16**	**11.5**	**13.6**	**0.84**
10.	Wake Forest	16	11.2	14.0	0.80
11.	Virginia Tech	16	12.4	15.9	0.78
12.	Florida State	16	9.1	14.4	0.63

STEALS

##	Team	G	Stl.	PG
1.	Duke	16	152	9.50
2.	Florida State	16	142	8.88
3.	Clemson	16	141	8.81
4.	Georgia Tech	16	138	8.63
5.	Virginia Tech	16	122	7.63
6.	Wake Forest	16	113	7.06
7.	North Carolina	16	109	6.81
8.	Virginia	16	92	5.75
9.	Maryland	16	89	5.56
10.	**Miami**	**16**	**86**	**5.38**
11.	NC State	16	83	5.19
12.	Boston College	16	82	5.13

TURNOVER MARGIN

##	Team	G	Own	Opp	Margin
1.	Duke	16	12.9	18.3	+5.44
2.	Clemson	16	14.1	17.3	+3.25
3.	Wake Forest	16	14.0	16.3	+2.25
4.	Florida State	16	14.4	15.9	+1.56
5.	Georgia Tech	16	15.8	16.4	+0.69
6.	Virginia	16	12.4	13.0	+0.62
7.	**Miami**	**16**	**13.6**	**13.8**	**+0.12**
8.	Virginia Tech	16	15.9	15.3	-0.56
	North Carolina	16	14.9	14.4	-0.56
10.	Maryland	16	15.9	12.2	-3.75
11.	Boston College	16	14.8	10.8	-4.06
12.	NC State	16	16.2	11.2	-5.00

2007-08 GAME RECAPS

EXHIBITION — Nov. 6, 2007

MIAMI 82
BARRY 50

BankUnited Center--Coral Gables, Fla.

Jack McClinton sank six three-pointers, scoring a game-high 20 points and Dwayne Collins added a double-double as Miami rolled past Barry, 82-50, in exhibition play. McClinton converted his first five three-point attempts as the Hurricanes took the early 17-0 lead, holding the Buccaneers scoreless for the opening nine minutes of the game. Miami would lead by as many as 26 points in the first half, building the 40-16 halftime advantage. The Hurricanes continued their strong play in the second half, leading by as many as 40 points. Anthony King added six points, four boards and a block in his return to the court. Tuesday also marked the debut of guards Lance Hurdle and Eddie Rios, who both saw time at the point. Hurdle, a junior transfer out of San Diego, Calif., finished with seven points and a game-high six assists, while Rios -- a Miami native -- added four assists, a block and a trey. In all, 14 Hurricanes saw action in the contest.

BARRY

			FG	3FG	FT	REB	F	TP	A	TO	B	S	MIN
32	Whitfield	f	3-4	0-0	0-0	6	5	6	1	0	0	0	17
40	Willis	c	0-2	0-0	0-0	4	2	0	2	1	2	0	24
11	Leibovich	g	1-3	0-2	0-0	2	0	2	0	4	1	0	12
14	Tucker	g	4-8	1-3	2-8	3	2	11	1	3	0	2	32
23	Lazo	g	1-7	0-3	0-0	1	1	2	1	2	0	1	27
03	Uz		2-3	1-2	0-0	0	3	5	1	2	0	0	9
05	De La Vega		3-5	1-2	0-0	2	2	7	3	5	0	2	22
10	Astigarraga		0-1	0-0	0-0	1	0	0	0	0	0	0	5
22	Anderson		0-1	0-0	0-0	1	1	0	0	2	0	2	6
24	Madyun		0-1	0-1	0-0	0	0	0	0	0	0	0	4
25	Chiverton		2-6	0-1	1-2	3	1	5	1	3	0	0	13
34	Parafinczuk		0-0	0-0	0-2	0	0	0	0	0	0	0	2
42	Morris		0-0	0-0	2-3	2	0	2	0	0	0	0	2
44	Bishop		4-11	2-7	0-0	5	3	10	1	3	0	0	25
	TEAM					8							
	Totals		20-62	5-21	5-15	38	20	50	11	25	3	7	200

	FGs	3FGs	FTs
First Half	.292	.125	.167
Second Half	.464	.308	.444
Game	.385	.238	.333

MIAMI

			FG	3FG	FT	REB	F	TP	A	TO	B	S	MIN
00	Graham	f	1-2	0-0	1-2	8	3	3	1	2	2	0	17
32	Asbury	f	3-8	1-3	0-0	3	1	7	2	0	1	1	17
50	King	c	3-4	0-0	0-1	4	0	6	1	2	1	0	18
01	Hurdle	g	2-9	1-5	2-2	1	2	7	6	1	0	1	23
33	McClinton	g	7-11	6-8	0-0	1	4	20	2	2	0	1	19
05	Rios		1-6	1-3	0-0	2	0	3	4	2	1	0	22
10	Glover		0-0	0-0	0-0	0	0	0	0	0	0	0	3
21	Collins		4-7	0-0	2-4	10	0	10	0	3	2	1	17
22	Nass		1-3	0-0	2-2	2	1	4	1	1	0	0	10
23	Dews		2-8	1-4	2-2	2	4	7	1	0	0	2	12
25	Stratton		0-1	0-1	0-0	0	1	0	0	0	0	0	4
30	Thomas		3-6	2-5	0-0	3	1	8	1	0	0	0	19
42	Hicks		3-4	1-1	0-0	3	0	7	0	0	1	1	19
	TEAM					4							
	Totals		20-52	5-21	5-15	38	20	50	11	25	3	7	200

	FGs	3FGs	FTs
First Half	.469	.533	.500
Second Half	.405	.333	.778
Game	.435	.433	.692

Officials: William Humes, Freddie Williams, Frank Raposo
Technical fouls: Barry-None. Miami-None.
Attendance: 1,826

Score by Periods	1st	2nd	Total
Barry	16	34	50
Miami	40	42	82

GAME 1 — Nov. 9, 2007

MIAMI 104
FLORIDA SOUTHERN 61

BankUnited Center--Coral Gables, Fla.

Jack McClinton and James Dews each scored 15 points as Miami defeated Florida Southern, 104-61, in its season opener. Dwayne Collins and Adrian Thomas added 13 points apiece, as six Hurricanes (1-0) scored in double figures. The victory was Miami's most lopsided since defeating Savannah State, 105-64, on January 3, 2004, which was also the last game the Hurricanes surpassed 100 points. McClinton and Thomas each hit three-pointers during a 14-0 run early in the opening period. Anthony King's field goal with 10:53 remaining capped the spurt and increased Miami's lead to 27-10. Dews hit three three-pointers later in the first half and McClinton scored seven consecutive points in a 31-second span during the final 1:11 as Miami finished the half with a 56-25 lead. Miami finished 12 of 22 from three-point range.

FLA. SOUTHERN

			FG	3FG	FT	REB	F	TP	A	TO	B	S	MIN
30	Graham	f	3-7	1-3	2-2	5	5	9	2	2	2	0	28
32	Smith	f	1-4	0-0	3-4	8	1	5	1	4	0	2	28
50	Grant	f	4-9	0-0	2-2	2	3	10	2	3	0	2	21
01	Jenkins	g	5-10	3-6	0-0	3	1	13	1	1	0	1	28
22	Eldridge	g	4-10	0-0	0-2	2	5	8	3	2	0	1	20
05	Williams		1-6	1-5	2-2	2	0	5	1	1	0	1	26
12	Fernandez		0-2	0-1	2-2	1	1	2	1	1	0	0	7
20	Rayfield		3-9	2-6	1-2	1	3	9	2	8	0	1	22
25	Wooten		0-4	0-4	0-2	2	0	0	1	1	0	0	14
34	Miller		0-1	0-1	0-0	0	0	0	0	1	0	0	3
40	Morrick		0-0	0-0	0-0	1	1	0	0	1	0	0	3
	TEAM					4							
	Totals		21-62	7-26	12-18	31	20	61	14	25	2	8	200

	FGs	3FGs	FTs
First Half	.333	.167	.500
Second Half	.344	.357	.750
GAME	.339	.269	.667

MIAMI

			FG	3FG	FT	REB	F	TP	A	TO	B	S	MIN
00	Graham	f	2-5	0-0	0-0	11	4	4	0	6	1	1	16
32	Asbury	f	5-8	0-0	0-1	6	0	10	2	2	1	1	22
50	King	c	3-7	0-0	3-3	10	0	9	3	0	2	0	24
01	Hurdle	g	2-7	2-3	2-2	2	0	8	4	1	0	0	18
33	McClinton	g	5-9	3-5	2-2	4	1	15	7	1	0	2	21
05	Rios		4-9	1-2	2-5	2	3	11	5	1	0	4	17
10	Glover		0-0	0-0	0-0	0	1	0	1	0	0	1	1
21	Collins		6-8	0-0	1-6	6	3	13	0	6	1	0	18
22	Nass		1-1	0-0	0-0	1	0	2	2	0	0	1	4
23	Dews		6-10	3-5	0-0	4	3	15	3	2	0	3	22
25	Stratton		0-3	0-2	0-0	0	0	0	0	0	0	0	2
30	Thomas		5-7	3-5	0-0	4	1	13	0	0	0	1	19
42	Hicks		2-4	0-0	0-0	4	4	4	2	1	0	1	16
	TEAM					1							
	Totals		41-78	12-22	10-19	55	20	104	29	20	5	15	200

	FGs	3FGs	FTs
First Half	.647	.778	.714
Second Half	.432	.385	.417
Game	.526	.545	.526

Officials: Freddie Williams, James Barker, Jose A. Carrion
Technical fouls: Florida Southern-None. Miami-None.
Attendance: 2,367

Score by Periods	1st	2nd	Total
Florida Southern	25	36	61
Miami	56	48	104

GAME 2 — Nov. 12, 2007

MIAMI
MARIST

O'Reilly Auto Parts Puerto Rico Tip-Off
Coliseo de Puerto Rico--San Juan, Puerto Rico

Anthony King led three Hurricanes in double figures as Miami cruised past Marist, 85-61, in the first round of the O'Reilly Auto Parts Puerto Rico Tip-Off. King posted 13 points, five rebounds and a game-high seven blocks, while James Dews added 12 points -- including three three-pointers -- and five boards in his first career start. Jack McClinton extended his double-figure scoring streak to 14 -- the second-longest active streak in the ACC -- with 11 points and a pair of assists, while Eddie Rios dished out a career-high eight assists. The Hurricanes (2-0) jumped out to the early 10-1 lead, and kept the Red Foxes (1-1) without a field goal for the opening seven minutes. Dwayne Collins came off the bench and poured in eight points in two minutes to extend Miami's lead to 12 midway through the half. Treys by Dews and McClinton, as well as 9-of-10 shooting from the line, helped push Miami's advantage to as many as 20 points in the period, as UM took the 39-21 lead into intermission. All 11 Hurricanes who saw action in the game went on to score at least four points, and Miami led by as many as 34 en route to its second-straight win.

MARIST

			FG	3FG	FT	REB	F	TP	A	TO	B	S	MIN
32	Stilphen	f	0-2	0-1	0-1	0	2	0	0	2	0	1	13
42	Benjamin	f	2-3	0-0	0-1	6	4	4	0	1	0	0	22
11	Goodwin	g	3-8	1-2	0-0	2	3	7	0	0	0	1	17
22	Farmer	g	2-5	2-4	0-0	2	2	6	0	1	0	1	23
24	Devezin	g	4-7	1-1	2-4	0	1	11	4	3	0	1	26
05	Gavin		6-12	2-6	5-8	2	3	19	0	2	0	1	23
10	Keegan		0-1	0-1	0-0	0	0	0	0	0	1	0	4
14	Romanelli		0-0	0-0	0-0	0	0	0	0	0	0	0	3
21	Gregory		2-2	0-0	0-1	1	0	4	0	0	0	0	8
23	Williams		1-5	0-0	3-5	1	2	5	1	1	0	0	18
31	McNamara		1-3	0-2	0-0	2	1	2	1	2	1	0	17
35	Anthony		1-1	1-1	0-2	0	0	3	0	0	0	0	5
41	Bauer		0-2	0-1	0-0	0	1	0	0	1	0	1	5
44	Schneider		0-4	0-3	0-0	0	2	0	0	1	0	0	24
	TEAM					10							
	Totals		25-55	7-22	10-22	26	21	61	6	15	1	5	200

	FGs	3FGs	FTs
First Half	.296	.182	.375
Second Half	.500	.455	.500
Game	.400	.318	.455

MIAMI

			FG	3FG	FT	REB	F	TP	A	TO	B	S	MIN
00	Graham	f	2-2	0-0	0-0	5	5	4	1	0	0	0	14
32	Asbury	f	3-6	0-2	3-4	1	1	9	3	1	0	0	18
50	King	c	4-9	0-0	5-6	5	2	13	1	1	7	1	20
23	Dews	g	3-6	3-5	2-2	5	4	11	1	1	1	0	19
33	McClinton	g	4-5	2-3	1-2	2	1	11	2	4	0	0	22
01	Hurdle		3-6	3-5	0-0	1	3	9	1	1	0	0	17
05	Rios		1-4	1-1	2-2	3	0	5	8	0	0	0	22
21	Collins		4-5	0-0	1-3	4	3	9	1	2	0	0	18
22	Nass		1-1	0-0	2-2	3	1	4	0	2	0	0	10
30	Thomas		2-4	1-3	0-0	3	1	5	0	1	0	2	21
42	Hicks		1-3	1-2	2-2	1	1	5	0	1	2	0	13
	TEAM					4							
	Totals		28-51	11-21	18-23	37	22	85	18	14	10	3	200

	FGs	3FGs	FTs
First Half	.591	.667	.818
Second Half	.517	.467	.750
Game	.549	.524	.783

Officials: Steve Pyatt, Emanuel Upton, Jeff Malham
Technical fouls: Marist-None. Miami-None.
Attendance: 1,567

Score by Periods	1st	2nd	Total
Marist	21	40	61
Miami	39	46	85

Nov. 16, 2007

69
63

Parts Puerto Rico Tip-Off
Puerto Rico--San Juan, Puerto Rico

-Clinton scored 23 points and Miami held off a me rally to lead the Hurricanes to a 69-63 win over Commonwealth in the second round of the Auto Parts Puerto Rico Tip-Off. The Hurricanes (3-) led 36-21 at the half and by as many as 13 points with minutes to play. The Rams (2-1) went on a 12-4 run, ding eight points from Eric Maynor, to cut the lead to 68 with 26 seconds remaining. Raymond Hicks, son and Lance Hurdle combined to sink all six free attempts in the final seconds to shut down the rams. VCU was held to 25 percent shooting in the first and shot under 37 percent for the game. Miami shot 41.7 percent from the field in the first, but dropped to 25 percent shooting in the second half. However the Hurricanes converted 27 of 31 free throw attempts (87.1 percent), including going 10-of-10 in the final minute. Anthony King posted his first double-double of the season and the 11th of his career, finishing with 10 points, 15 rebounds and three blocks, while Brian Asbury added 10 points for the Hurricanes. McClinton nailed 5-of-7 three-pointers and went 6-of-6 from the charity stripe.

VCU

			FG	3FG	FT	REB	F	TP	A	TO	B	S	MIN
4	Fennell	f	2-7	0-0	2-2	1	3	6	1	1	0	2	27
0	Anderson	f	2-7	0-1	1-2	9	5	5	1	2	1	1	32
2	Mbargo	f	0-1	0-0	2-2	1	2	2	0	2	0	0	10
0	Maynor	g	10-20	1-4	6-8	3	4	27	6	1	1	2	34
1	Shuler	g	3-8	1-3	0-0	3	4	7	2	3	0	2	21
0	Saunders		0-1	0-0	0-0	1	0	0	0	0	0	0	4
1	Pilachowskyy		0-1	0-0	0-0	0	0	0	0	0	0	0	4
2	Rodriguez		0-1	0-0	2-2	3	3	2	4	4	1	1	21
2	Keane		3-4	1-1	2-4	2	1	9	0	0	0	1	13
3	Brown		0-3	0-0	0-0	0	0	0	0	1	0	0	8
4	Gwynn		2-7	1-1	0-2	7	3	5	1	1	0	0	26
	TEAM					6							
	Totals		22-60	4-10	15-22	36	25	63	15	15	3	9	200

	FGs	3FGs	FTs
First Half	.250	.500	.500
Second Half	.469	.333	.833
Game	.367	.400	.682

MIAMI

			FG	3FG	FT	REB	F	TP	A	TO	B	S	MIN
00	Graham	f	1-2	0-0	2-4	2	2	4	2	0	2	0	19
32	Asbury	f	3-5	2-3	2-2	4	3	10	1	3	0	1	17
50	King	c	1-5	0-0	8-9	15	2	10	1	1	3	1	29
23	Dews	g	2-8	1-3	0-0	2	5	5	1	4	0	1	30
33	McClinton	g	6-11	5-7	6-6	3	1	23	1	9	0	0	36
01	Hurdle		1-6	0-4	5-5	1	1	7	0	0	0	1	17
05	Rios		0-2	0-1	0-0	1	2	0	0	4	0	0	11
21	Collins		1-3	0-0	0-0	3	0	2	0	0	1	0	12
30	Thomas		0-1	0-1	0-0	1	0	0	1	1	1	0	9
42	Hicks		2-9	0-1	4-5	7	2	8	0	0	1	0	20
	TEAM					6							
	Totals		17-52	8-20	27-31	45	18	69	7	22	8	4	200

	FGs	3FGs	FTs
First Half	.417	.455	.846
Second Half	.250	.333	.889
Game	.327	.400	.871

Officials: Terry Moore, Doug Shows, Mike Thibodeaux
Technical fouls: VCU-None. Miami-None.
Attendance: 1,818

Score by Periods	1st	2nd	Total
VCU	21	42	63
Miami	36	33	69

GAME 4 — Nov. 18, 2007

MIAMI 64
PROVIDENCE 58

O'Reilly Auto Parts Puerto Rico Tip-Off
Coliseo de Puerto Rico--San Juan, Puerto Rico
Championship Game

James Dews scored nine of his 17 points in the second half -- including five points during the last 90 seconds -- to lead Miami to a 64-58 win over Providence in the championship game of the Puerto Rico Tip-Off. The Hurricanes (4-0) also got 16 points from Brian Asbury and 12 from Anthony King. The Friars jumped out to a 20-12 lead on a jumper by Weyinmi Efejuku with 2:53 to play in the first half, and would led 22-18 at the break. But an Asbury three-pointer jump started the Hurricanes with 16:08 to go. Providence rallied to take a 51-50 lead with a Efejuku 3-pointer and 4:11 on the clock, but the Hurricanes surged with strong play from Dews in the final minutes. Jack McClinton was named to the all-tournament team.

MIAMI

			FG	3FG	FT	REB	F	TP	A	TO	B	S	MIN
00	Graham	f	0-2	0-0	2-4	4	4	2	0	3	0	0	19
32	Asbury	f	5-11	3-4	3-3	5	0	16	2	3	0	0	32
50	King	c	5-6	0-0	2-4	8	2	12	4	0	2	0	23
23	Dews	g	5-10	3-7	4-5	2	2	17	2	1	3	0	31
33	McClinton	g	3-8	2-6	0-0	0	5	8	0	3	0	0	25
01	Hurdle		1-3	0-1	0-0	1	0	2	1	3	0	1	13
05	Rios		1-3	0-1	1-2	4	1	3	4	1	1	0	21
21	Collins		1-4	0-0	0-0	4	1	2	0	1	0	0	14
30	Thomas		0-0	0-0	0-0	1	0	0	0	0	0	0	4
42	Hicks		0-2	0-1	2-3	2	4	2	1	3	0	1	18
	TEAM					9							
	Totals		21-49	8-20	14-21	40	19	64	14	18	6	2	200

	FGs	3FGs	FTs
First Half	.280	.250	.400
Second Half	.583	.500	.750
Game	.429	.400	.667

PROVIDENCE

			FG	3FG	FT	REB	F	TP	A	TO	B	S	MIN
11	McDermott	f	3-7	0-3	2-5	11	3	8	1	2	1	1	40
34	Kale	c	3-9	0-0	0-1	4	4	6	0	3	2	2	23
01	Xavier	g	0-6	0-2	1-2	7	2	1	1	0	0	1	29
05	Williams	g	6-16	3-6	2-2	2	0	17	2	1	0	3	37
23	McKenzie	g	2-7	1-4	0-0	4	5	5	1	0	0	3	27
00	Kellogg		0-1	0-0	0-0	1	2	0	0	0	0	1	10
13	Efejuku		8-15	2-5	3-6	3	3	21	2	3	0	0	31
32	Hanke		0-1	0-0	0-0	1	1	0	0	1	0	0	3
	TEAM					6							
	Totals		22-62	6-20	8-16	39	20	58	7	10	3	11	200

	FGs	3FGs	FTs
First Half	.286	.364	.400
Second Half	.412	.222	.545
Game	.355	.300	.500

Officials: Tom O'Neill, Doug Shows, Duke Edsall
Technical fouls: Miami-None. Providence-None.
Attendance: 5,078

Score by Periods	1st	2nd	Total
Miami	18	46	64
Providence	22	36	58

GAME 5 — Nov. 24, 2007

MIAMI 55
MORGAN STATE 51

BankUnited Center--Coral Gables, Fla.

Anthony King scored a team-high 11 points as Miami rallied for a 55-51 victory over Morgan State. The Hurricanes (5-0) outscored the Bears 9-0 in the final 4:28 to overcome a 51-46 deficit. Brian Asbury's steal and fast-break dunk with 2:30 remaining gave the Hurricanes their first lead, 52-51, since midway through the first half. Morgan State's Boucabar Coly missed the front end of a one-and-one with 1:15 remaining, and the Bears' Marquise Kately also missed the front end of a one-and-one with 40 seconds left. Asbury's free throw with 20 seconds on the clock increased the Miami lead to 53-51. The Bears (3-2) had one final possession to tie or take the lead, but the ball rolled off Coly's leg out of bounds on a drive to the basket. Lance Hurdle's two-free throws with five seconds remaining clinched the victory, as the Hurricanes improved to 5-0 -- their best start since winning 14 straight to open the 2001-02 season.

MORGAN ST.

			FG	3FG	FT	REB	F	TP	A	TO	B	S	MIN
04	Coly	f	2-7	0-0	0-3	6	4	4	1	3	0	1	22
32	Kately	f	9-14	0-1	1-5	12	2	19	1	3	0	0	35
53	Moore	f	0-0	0-0	0-0	3	3	0	0	0	1	0	4
01	Green	g	0-5	0-3	0-0	2	1	0	1	1	0	1	36
34	Smith	g	7-19	2-4	1-2	7	2	17	2	2	1	0	31
03	Bolden		2-3	0-1	0-0	1	0	4	1	0	0	1	12
11	Holmes		2-8	1-5	0-0	4	3	5	0	3	0	1	30
42	Stokes		1-2	0-0	0-0	5	4	2	0	2	1	1	20
44	Hemsley		0-1	0-0	0-0	3	1	0	0	0	0	0	10
	TEAM					4							
	Totals		23-59	3-14	2-10	47	20	51	6	14	3	5	200

	FGs	3FGs	FTs
First Half	.448	.143	.250
Second Half	.333	.286	.167
Game	.390	.214	.200

MIAMI

			FG	3FG	FT	REB	F	TP	A	TO	B	S	MIN
00	Graham	f	2-3	0-0	0-2	1	3	4	0	0	1	2	12
32	Asbury	f	2-6	0-2	1-2	5	2	5	3	2	1	1	31
50	King	c	4-9	0-0	3-5	8	2	11	1	0	0	1	34
05	Rios	g	2-10	1-3	0-2	3	1	5	4	2	0	1	36
23	Dews	g	4-6	2-3	0-0	2	1	10	1	0	0	1	34
01	Hurdle		2-7	2-4	2-2	1	2	8	1	3	0	0	19
21	Collins		3-8	0-0	2-7	7	1	8	1	0	1	1	20
42	Hicks		2-4	0-0	0-1	3	0	4	0	0	0	0	14
	TEAM					4							
	Totals		21-53	5-12	8-21	34	12	55	11	7	3	7	200

	FGs	3FGs	FTs
First Half	.357	.444	.286
Second Half	.440	.333	.429
Game	.396	.417	.381

Officials: Karl Hess, Jamie Luckie, Sean Hall
Technical fouls: Morgan State-None. Miami-None.
Attendance: 1,777

Score by Periods	1st	2nd	Total
Morgan State	28	23	51
Miami	26	29	55

GAME 6

Nov. 28, 2007

MIAMI	**83**
ALABAMA STATE	**74**

BankUnited Center—Coral Gables, Fla.

Dwayne Collins scored 16 points to lead Miami to an 83-74 win over Alabama State, as the Hurricanes improved to 6-0 for just the fifth time in program history. It is the best start for Miami since winning 14 straight to start the 2001-02 season. Collins was one of five Hurricanes who finished in double figures. Miami's emphasis on low-post scoring resulted in Collins, Anthony King and Jimmy Graham combining for 42 points. King and Graham finished with 14 and 12 points, respectively. Brian Asbury added 15 points, including hitting a pair of three-pointers and 7-of-8 from the charity stripe, while Eddie Rios tied his season-high with 11 points in his second-straight start. After a close first half, the Hurricanes outscored the Hornets (2-2) 10-3 in the early minutes of the second half. Rios' three-pointer 2:39 into the second half put Miami ahead 41-33. Although Chief Kickingstallionsims' field goal with 15:52 remaining reduced Miami's lead to 43-37, the Hurricanes responded with a 14-5 spurt in the next 6:01. Collins' basket with 4:25 left closed a 6-0 run and increased Miami's lead to 67-49, as UM went on to convert a season-high 31 free throws.

ALABAMA ST.

			FG	3FG	FT	REB	F	TP	A	TO	B	S	MIN
24	Gordon	f	1-5	0-1	1-1	2	3	3	1	2	1	1	33
30	Bosh	f	2-7	1-4	0-0	2	2	5	1	3	0	0	25
42	KickingstallionsIms	c	5-6	0-0	0-0	2	5	10	0	0	2	0	24
02	Hayles	g	9-19	2-8	6-7	6	0	26	1	2	0	2	37
11	Brooks	g	7-11	4-6	4-6	8	3	22	2	2	1	0	27
01	Provitt		0-3	0-2	0-0	2	0	0	0	0	0	0	12
05	Mardis		1-4	1-3	0-0	0	5	3	3	0	0	0	13
21	Sanders		0-2	0-0	2-3	0	1	2	0	0	0	1	10
40	Lott		1-4	0-0	1-2	2	5	3	1	0	1	2	10
45	Jones		0-0	0-0	0-0	2	2	0	0	0	0	0	9
	TEAM					6							
	Totals		26-61	8-24	14-19	32	26	74	9	11	5	6	200

	FGs	3FGs	FTs
First Half	.423	.300	.750
Second Half	.429	.357	.733
Game	.426	.333	.737

MIAMI

			FG	3FG	FT	REB	F	TP	A	TO	B	S	MIN
00	Graham	f	4-9	0-0	4-7	4	3	12	0	2	0	1	21
32	Asbury	f	3-8	2-3	7-8	8	1	15	1	1	1	0	28
50	King	c	5-8	0-0	4-4	12	2	14	2	2	2	0	28
05	Rios	g	2-10	1-4	6-8	4	1	11	5	3	0	1	35
23	Dews	g	2-6	1-2	3-4	4	3	8	3	1	0	1	35
01	Hurdle		3-11	0-3	1-2	2	2	7	1	0	0	1	19
21	Collins		5-7	0-0	6-9	6	4	16	0	2	3	0	21
42	Hicks		0-2	0-0	0-0	5	1	0	0	0	0	0	13
	TEAM					2							
	Totals		24-61	4-12	31-42	47	17	83	12	11	6	4	200

	FGs	3FGs	FTs
First Half	.303	.250	.692
Second Half	.500	.500	.759
Game	.393	.333	.738

Officials: Les Jones, Brian Dorsey, Jerry Heater
Technical fouls: Alabama State-Lott. Miami-None.
Attendance: 2,339

Score by Periods	1st	2nd	Total
Alabama State	28	46	74
Miami	31	52	83

GAME 7

Dec. 2, 2007

MIAMI	**66**
ST. JOHN'S	**47**

BankUnited Center—Coral Gables, Fla.

Anthony King and Lance Hurdle scored 13 points apiece to lead Miami over St. John's, 66-47, in a nationally-televised game. The Hurricanes remain undefeated, improving to 7-0 for the fourth time in school history, while the Red Storm (4-1) dropped its first game of the season. Miami enjoyed two 10-0 runs, the second increasing its lead to 52-38 with 7:39 remaining in the second half. D.J. Kennedy's 3-point play and Paris Horne's field goal reduced Miami's lead to 52-43 with 5:17 remaining. But James Dews converted four free throws for the Hurricanes, and Hurdle scored another pair of free throws in the next 1:12 as Miami secured the 19-point win. Dews finished with 11 points, while Jack McClinton returned to the court to finish with eight points, including a pair of three-pointers, and three rebounds. Dwayne Collins posted eight points and six boards in the victory, while King added eight rebounds and a season-high three steals in his sixth-straight double-figure scoring performance. The Hurricanes picked up 33 points — half of its offense — from the bench, as every Miami player that saw action in the game scored.

ST. JOHN'S

			FG	3FG	FT	REB	F	TP	A	TO	B	S	MIN
10	Kennedy	f	3-9	1-3	3-4	6	1	10	2	2	1	2	34
24	Burrell	f	3-12	0-0	4-4	8	1	10	0	3	0	0	38
11	Jasiulionis	c	2-4	0-0	0-0	7	5	4	0	2	1	0	17
04	Lawrence	g	3-12	2-9	0-1	6	3	8	6	5	0	3	35
05	Wright	g	1-9	0-6	0-2	1	3	2	0	0	0	0	27
03	Boothe		1-3	0-0	0-0	0	3	2	0	1	0	0	8
15	Coker		1-2	0-0	1-2	4	3	3	0	0	1	0	16
22	Evans		0-0	0-0	0-0	0	0	0	0	1	0	0	2
23	Horne		4-8	0-2	0-0	1	1	8	0	0	0	1	21
32	Cavataio		0-1	0-0	0-0	0	0	0	0	0	0	0	2
	TEAM					5							
	Totals		18-60	3-20	8-13	38	20	47	8	14	3	6	200

	FGs	3FGs	FTs
First Half	.344	.111	1.000
Second Half	.250	.182	.286
Game	.300	.150	.615

MIAMI

			FG	3FG	FT	REB	F	TP	A	TO	B	S	MIN
00	Graham	f	2-6	0-0	0-0	2	3	4	0	1	1	1	15
32	Asbury	f	0-1	0-0	2-2	4	1	2	3	0	0	1	25
50	King	c	5-12	0-0	3-4	8	1	13	1	1	0	3	29
05	Rios	g	1-4	1-1	0-0	4	1	3	0	2	0	1	17
23	Dews	g	2-8	2-5	5-6	3	1	11	0	1	1	0	31
01	Hurdle		3-5	1-2	6-7	5	3	13	4	3	0	0	27
21	Collins		3-5	0-0	2-4	6	2	8	0	2	0	1	18
33	McClinton		3-12	2-6	0-0	3	2	8	1	1	0	0	20
42	Hicks		1-3	0-0	2-2	6	2	4	0	1	0	0	18
	TEAM					3							
	Totals		20-56	6-14	20-25	44	16	66	9	12	2	7	200

	FGs	3FGs	FTs
First Half	.379	.500	1.000
Second Half	.333	.250	.783
Game	.357	.429	.800

Officials: Jamie Luckie, Bernard Clinton, Bob Donato
Technical fouls: St. John's-None. Miami-None.
Attendance: 3,515

Score by Periods	1st	2nd	Total
St. John's	29	18	47
Miami	29	37	66

GAME 8

Dec. 13, 2007

MIAMI	**64**
[illegible]SSIPPI STATE	**58**

[illegible]-Starkville, Miss.

[illegible]mon scored a season-high 29 points, including [illegible]-pointers, to lead Miami to a 64-58 win over [illegible] State, as the Hurricanes remain undefeated at [illegible] Bulldogs (5-4), winners of 23-straight December [illegible] games entering tonight's contest, took their largest [illegible] of the evening, going up 56-51 on Barry Stewart's [illegible] three-pointer of the evening with 5:29 to go. But [illegible]ssippi State turned the ball over three times over [illegible] next three possessions, and McClinton hit back-to-[illegible] trey to put Miami ahead, 57-56, with 2:42 on the [illegible]. Charles Rhodes converted a pair of free throws for [illegible] — their only points in the final five minutes — to [illegible] the 58-57 lead with 1:38 to go. But McClinton [illegible]ponded by knocking down his third three-pointer in less [illegible] two minutes to put the Hurricanes ahead for good, [illegible], with 1:26 remaining. Dwayne Collins and [illegible]cClinton converted all four free throw attempts in the [illegible] 1:12 to secure the ninth-straight victory for the [illegible]canes. McClinton added five rebounds and pair of [illegible] to his game-high 29 points en route to ACC Player [illegible] Week honors, while James Dews added nine points, [illegible] boards and a pair of assists. Anthony King and [illegible]ollins grabbed seven rebounds apiece, while Jimmy [illegible]raham registered a season-high four blocked shots. [illegible]enris Yamado posted a school-record 10 blocked shots [illegible] the Bulldogs.

MIAMI

			FG	3FG	FT	REB	F	TP	A	TO	B	S	MIN
[illegible]	Graham	f	2-6	0-0	0-0	6	3	4	0	1	4	0	27
[illegible]	Asbury	f	2-7	0-2	4-4	6	0	8	2	1	1	1	32
[illegible]	King	c	2-11	0-0	1-2	7	1	5	1	0	1	0	26
[illegible]	Dews	g	3-9	3-7	0-0	3	3	9	2	0	0	0	33
[illegible]	McClinton	g	11-22	5-10	2-2	5	2	29	2	4	0	0	35
[illegible]	Hurdle		1-4	0-0	0-0	1	1	2	0	1	0	1	12
[illegible]	Rios		0-2	0-1	0-0	1	0	0	0	0	0	1	8
[illegible]	Collins		2-5	0-0	3-4	7	1	7	0	1	0	0	16
[illegible]	Hicks		0-0	0-0	0-0	2	1	0	1	1	0	0	11
	TEAM					5							
	Totals		23-66	8-20	10-12	43	12	64	8	9	6	3	200

	FGs	3FGs	FTs
First Half	.333	.250	.750
Second Half	.364	.500	.875
Game	.348	.400	.833

MISS. STATE

			FG	3FG	FT	REB	F	TP	A	TO	B	S	MIN
[illegible]	Rhodes	f	4-12	0-0	2-3	7	2	10	1	1	1	0	35
[illegible]	Yamado	c	4-6	0-0	0-0	7	2	8	1	0	10	0	31
[illegible]	Kinsbrough	g	0-8	0-8	0-0	4	3	0	2	0	0	0	33
[illegible]	Stewart	g	6-12	5-9	1-2	4	1	18	1	1	0	1	37
[illegible]	Gordon	g	7-19	1-5	3-5	9	3	18	5	6	0	0	38
[illegible]	Breock		0-0	0-0	0-0	1	0	0	0	0	0	0	7
[illegible]	Atkinson		1-1	0-0	0-0	2	2	2	0	2	1	2	14
[illegible]	Turner		1-3	0-2	0-0	0	1	2	0	0	0	1	5
	TEAM					6							
	Totals		23-61	6-24	6-10	40	14	58	10	10	12	4	200

	FGs	3FGs	FTs
First Half	.406	.154	.000
Second Half	.345	.364	.600
Game	.377	.250	.600

Officials: Mike Stuart, Ed Corbett, Doug Sirmons
Technical fouls: MSU-None. Miami-None.
Attendance: 7,912

Score by Periods	1st	2nd	Total
Miami	27	37	64
Mississippi State	28	30	58

GAME 10

Dec. 17, 2007

NO. 22/22 MIAMI	**89**
STETSON	**53**

BankUnited Center—Coral Gables, Fla.

Brian Asbury scored 18 points and No. 22 Miami, energized by its first Top 25 ranking in five years, beat Stetson 89-53. Raymond Hicks had 15 points and James Dews added 14 for the Hurricanes (10-0), who opened the game with a 19-4 run. Asbury had nine points in the 6 1/2-minute burst. Miami had five players score in double figures for the third time this season. Earning their 10th win of the season versus the Hatters (2-8), it is the second time in program history the Hurricanes have gone 10-0. Dews' field goal with 11:13 remaining in the first half put Miami ahead 23-6. The Hatters were held without a field goal for a 5:51 stretch until A.J. Smith's 3-pointer with 10:34 remaining cut Miami's lead to 23-9. Dwayne Collins' basket gave the Hurricanes a 36-15 lead with 4:46 remaining in the half, and Miami took the 42-25 advantage into the break. Dews' fourth and final 3-pointer of the game with 9:48 remaining increased Miami's lead to 69-42. The Hurricanes enjoyed their first 30-point lead at 74-42 on Asbury's 3-pointer with 8:39 left.

STETSON

			FG	3FG	FT	REB	F	TP	A	TO	B	S	MIN
21	Diaz	f	4-12	3-6	2-2	1	2	13	0	2	0	0	17
22	Lang	c	0-4	0-1	0-0	2	4	0	0	0	0	1	18
03	Williams	g	2-7	2-4	0-0	3	1	6	2	1	0	1	24
14	Blair	g	3-7	0-0	0-0	4	2	6	0	4	0	1	23
31	Thomas	g	0-4	0-3	1-2	0	0	1	2	3	0	1	17
02	Smith		1-5	1-2	0-0	2	1	3	3	2	0	2	19
04	Oliver		3-7	0-0	4-5	4	1	10	1	0	0	1	21
10	Bowen		1-2	0-1	0-0	1	0	2	1	0	0	2	14
11	Dupiton		0-2	0-0	0-0	2	1	0	0	1	0	0	9
13	Radford		0-1	0-0	0-0	1	1	0	0	1	2	0	7
15	Lohuis		4-7	2-5	0-0	1	1	10	1	0	0	1	22
44	Hirst		1-2	0-0	0-0	0	1	2	0	0	0	0	9
	TEAM					5							
	Totals		19-60	8-22	7-9	26	15	53	10	15	2	10	200

	FGs	3FGs	FTs
First Half	.286	.364	.833
Second Half	.344	.364	.667
Game	.317	.364	.778

MIAMI

			FG	3FG	FT	REB	F	TP	A	TO	B	S	MIN
32	Asbury	f	6-7	2-2	4-4	9	0	18	4	2	0	3	24
42	Hicks	f	6-9	0-1	3-4	6	1	15	2	3	2	2	27
50	King	c	2-4	0-0	1-2	6	0	5	1	0	0	1	17
23	Dews	g	5-11	4-6	0-0	0	1	14	0	0	0	0	23
33	McClinton	g	4-7	4-5	0-0	4	0	12	5	1	0	0	19
01	Hurdle		2-8	0-3	2-2	5	2	6	5	2	0	1	22
05	Rios		1-3	0-2	0-0	3	1	2	4	4	0	2	22
10	Glover		0-1	0-0	0-0	2	1	0	1	0	0	0	6
21	Collins		4-5	0-0	2-5	6	1	10	0	2	1	1	20
22	Nass		2-3	0-1	0-0	5	2	4	1	1	3	0	16
25	Stratton		1-2	1-2	0-0	0	0	3	0	0	0	0	4
	TEAM					3							
	Totals		33-60	11-22	12-17	46	9	89	23	15	6	10	200

	FGs	3FGs	FTs
First Half	.567	.500	.600
Second Half	.533	.500	.750
Game	.550	.500	.706

Officials: Ted Valentine, Roger Ayers, Ray Natili
Technical fouls: Stetson-None. Miami-None.
Attendance: 1,893

Score by Periods	1st	2nd	Total
Stetson	25	28	53
No. 22/22 Miami	42	47	89

GAME 11

Dec. 20, 2007

NO. 22/22 MIAMI	**85**
NORTH FLORIDA	**63**

BankUnited Center—Coral Gables, Fla.

Jack McClinton and Dwayne Collins each scored 13 points to help 22nd-ranked Miami remain unbeaten with an 85-63 victory over North Florida. The Hurricanes were never threatened after scoring 11-straight points midway through the first half. Collins also finished with 11 rebounds. Late in the first half, Miami built its first 20-point advantage and the Ospreys (1-9) never got any closer. Miami has won its first 11 games, three shy of the Hurricanes' previous best to start the 2001-02 season. James Dews' 3-pointer with 5:48 remaining in the first half capped an 11-0 run, increasing Miami's lead to 32-15. Brian Asbury also hit a 3-pointer and McClinton converted a three-point play during the run. Despite missing their first five shots, the Hurricanes built a 16-5 advantage in the first 6:29. McClinton scored five points and Asbury hit a 3-pointer during the run.

UNF

			FG	3FG	FT	REB	F	TP	A	TO	B	S	MIN
20	Hammonds	f	2-10	1-5	8-9	5	2	13	2	1	0	0	33
31	Jones	f	5-7	0-0	2-2	5	4	12	0	3	1	1	28
21	Grimball	c	0-4	0-0	2-4	4	2	2	0	1	0	3	17
13	Timberlake	g	4-8	3-7	0-0	0	2	11	2	3	0	1	32
25	Sparkes	g	1-4	0-0	2-3	3	2	4	1	1	0	0	18
11	Cecil		3-7	2-3	1-2	3	1	9	1	3	2	0	33
14	Yousefzadeh		0-0	0-0	0-0	0	1	0	0	0	0	0	2
15	Riley		5-9	0-0	2-2	4	4	12	2	5	0	0	25
44	Groothuis		0-0	0-0	0-3	0	3	0	0	0	0	0	12
	TEAM					6							
	Totals		20-49	6-15	17-25	30	21	63	8	17	3	5	200

	FGs	3FGs	FTs
First Half	.308	.250	.500
Second Half	.522	.571	.800
Game	.408	.400	.680

MIAMI

			FG	3FG	FT	REB	F	TP	A	TO	B	S	MIN
32	Asbury	f	4-6	3-3	0-0	7	4	11	1	2	0	0	25
42	Hicks	f	4-5	0-0	2-2	4	3	10	3	1	1	1	25
50	King	c	2-8	0-0	2-3	7	0	6	1	1	4	2	21
23	Dews	g	4-11	3-7	0-0	2	2	11	2	0	0	2	28
33	McClinton	g	4-7	1-3	4-5	0	1	13	6	2	0	1	22
01	Hurdle		2-5	1-2	6-6	2	5	11	4	1	0	0	24
05	Rios		2-5	2-3	1-2	0	3	7	1	2	0	0	20
10	Glover		0-0	0-0	0-0	0	0	0	0	0	0	0	1
21	Collins		4-9	0-0	5-10	11	1	13	2	2	0	1	26
22	Nass		0-0	0-0	3-4	1	0	3	0	1	0	1	8
25	Stratton		0-0	0-0	0-0	0	0	0	0	0	0	0	0+
	TEAM					3							
	Totals		26-55	10-19	23-32	37	19	85	20	12	5	8	200

	FGs	3FGs	FTs
First Half	.520	.778	.684
Second Half	.433	.333	.769
Game	.473	.556	.719

Officials: Tim Nestor, Tony Greene, Raymond Styons
Technical fouls: North Florida-None. Miami-None.
Attendance: 2,253

Score by Periods	1st	2nd	Total
North Florida	23	40	63
No. 22/22 Miami	46	39	85

GAME 12 — Dec. 23, 2007

NO. 22/22 MIAMI 95
NORTH CAROLINA A&T 64

BankUnited Center—Coral Gables, Fla.

Jack McClinton scored 17 points to lead five Hurricanes in double figures as No. 22 Miami defeated North Carolina A&T, 95-64, to stretch its season-opening win streak to 12 games. James Dews and Raymond Hicks each finished with 16 points for the Hurricanes, who are two games shy of the school record for victories to open a season set in 2001-02. The Hurricanes went on a 17-0 run in the first 5:07 and were never threatened. Down 45-25 at halftime, the Aggies (5-7) got no closer than 47-32 after James Porter's field goal 2:55 into the second half. The Hurricanes countered with an 18-4 run in the next 5:09. Dews scored eight points, including two 3-pointers, during the spurt. The Hurricanes, whose non-starters contributed 54 points in the win, led by as many as 35 points and shot a season-high 58.1 percent from the field. Hicks and Anthony King pulled down a game-high seven rebounds apiece, while Dwayne Collins added 12 points and a game-high three blocked shots.

N.C. A&T		FG	3FG	FT	REB	F	TP	A	TO	B	S	MIN
04 Chaplin	f	1-1	0-0	0-0	2	3	2	1	3	0	0	21
20 Wills	f	2-7	0-0	1-2	8	3	5	4	9	0	0	28
50 Porter	c	1-2	0-0	0-2	2	4	2	0	0	1	0	9
01 Rush	g	4-14	3-12	2-2	2	1	13	0	2	0	0	26
03 Ewing	g	3-7	3-6	5-6	3	3	14	2	1	0	0	30
02 Nelson		0-1	0-1	0-0	1	1	0	0	1	0	0	10
05 Alston		0-2	0-0	1-2	1	0	1	3	0	0	2	5
10 Hernandez		1-2	0-0	0-2	1	0	2	0	0	0	2	14
11 Gregg		2-4	0-0	0-0	1	0	4	0	0	1	0	6
21 Jones		2-5	1-1	1-1	6	1	6	2	2	0	1	16
23 Coleman		4-6	0-0	0-5	6	2	8	0	2	1	0	25
33 Wilson		3-4	1-2	0-0	0	2	7	0	1	0	0	5
34 Johnson		0-2	0-0	0-0	3	0	0	0	0	0	0	5
TEAM									1			
Totals		23-57	8-22	10-22	36	20	64	12	22	3	5	200

	FGs	3FGs	FTs
First Half	.360	.429	.571
Second Half	.438	.333	.400
Game	.404	.364	.455

MIAMI		FG	3FG	FT	REB	F	TP	A	TO	B	S	MIN
00 Graham	f	3-4	0-0	0-3	2	2	6	0	1	1	0	11
32 Asbury	f	2-6	0-3	1-2	2	2	5	8	0	1	0	22
50 King	c	1-2	0-0	1-2	7	2	3	2	1	1	1	18
01 Hurdle	g	4-9	1-4	2-2	3	2	11	5	2	0	1	25
23 Dews	g	6-11	4-9	0-0	2	3	16	1	1	1	1	21
05 Rios		0-2	0-1	3-4	2	2	3	3	4	0	2	22
10 Glover		0-0	0-0	2-2	0	1	2	0	1	0	0	2
21 Collins		5-8	0-0	2-3	4	3	12	0	0	3	1	20
22 Nass		2-3	0-0	0-1	4	0	4	0	0	1	0	8
25 Stratton		0-0	0-0	0-0	0	0	0	0	0	0	0	2
33 McClinton		6-10	3-6	2-2	2	0	17	2	2	0	0	26
42 Hicks		7-7	0-0	2-3	7	0	16	3	0	0	2	23
TEAM					1							
Totals		36-62	8-23	15-24	36	17	95	24	12	8	8	200

	FGs	3FGs	FTs
First Half	.531	.286	.700
Second Half	.633	.444	.571
Game	.581	.348	.625

Officials: Curtis Shaw, Reggie Greenwood, Zelton Steed
Technical fouls: N.C. A&T-None. Miami-None.
Attendance: 2,755

Score by Periods	1st	2nd	Total
North Carolina A&T	25	39	64
No. 22/22 Miami	45	50	95

GAME 13 — Dec. 29, 2007

WINTHROP 76
NO. 19/19 MIAMI 70

Orange Bowl Classic | BankAtlantic Center—Sunrise, Fla.

Senior Chris Gaynor scored a career-high 21 points and Winthrop made 10 of its final 13 shots, overcoming an 11-point deficit in the second half to hand No. 19 Miami its first loss, 76-70. Jack McClinton scored a season-high 30 points for Miami (12-1). Winthrop (7-5) missed only three shots in the final 10 minutes while making four three-pointers. Gaynor, chosen the game's most valuable player, went 7-for-8, including 5-for-6 from three-point range. Anthony King scored a season-high 16 points for the Hurricanes and added a game-high nine rebounds, while James Dews added 12 points, including three 3-pointers. Miami failed to score on nine consecutive possessions, committing five turnovers during the drought, and Winthrop scored 14 points in a row to go ahead. A basket by Taj McCullough put Winthrop ahead to stay, 47-45, and Gaynor sank 3-pointers on consecutive possessions to make it 60-51. Winthrop took an early 22-13 lead, but Dews sank a pair of 3-pointers to spark a 10-0 run that put the Hurricanes ahead 27-24. McClinton scored the first six points of the second half to give the Hurricanes their biggest lead, 38-27.

WINTHROP		FG	3FG	FT	REB	F	TP	A	TO	B	S	MIN
21 Harris	f	4-6	0-0	4-7	4	2	12	2	0	0	0	23
31 McCullough	f	7-15	2-9	3-4	2	3	19	3	1	0	2	36
42 Corbin	c	1-3	0-1	0-0	1	3	2	2	0	0	0	13
10 Gaynor	g	7-8	5-6	2-2	2	4	21	2	1	0	1	39
11 Jenkins	g	5-15	3-8	3-4	6	1	16	3	4	0	4	38
03 Burton		1-1	1-1	0-0	0	0	3	1	1	0	0	1
15 Buechert		0-7	0-0	2-2	6	3	2	0	1	1	0	27
25 Faison		0-0	0-0	0-0	1	1	0	0	1	0	0	2
33 Robinson		0-1	0-1	1-2	3	2	1	0	0	0	0	19
43 Valentine		0-0	0-0	0-0	0	1	0	0	0	0	0	2
TEAM					8							
Totals		25-56	11-26	15-21	33	20	76	13	9	1	7	200

	FGs	3FGs	FTs
First Half	.321	.286	.833
Second Half	.571	.583	.667
Game	.446	.423	.714

MIAMI		FG	3FG	FT	REB	F	TP	A	TO	B	S	MIN
00 Graham	f	0-1	0-0	0-0	4	4	0	0	2	0	0	11
32 Asbury	f	2-4	1-2	2-2	5	2	7	1	0	0	0	32
50 King	c	7-8	0-0	2-4	9	2	16	1	0	2	0	32
23 Dews	g	4-14	3-9	1-1	2	2	12	3	0	0	0	32
33 McClinton	g	8-13	3-6	11-13	3	3	30	4	7	0	2	32
01 Hurdle		0-4	0-2	0-0	0	1	0	2	1	0	0	18
05 Rios		0-1	0-1	0-0	0	0	0	0	0	0	0	6
21 Collins		1-3	0-0	1-2	4	0	3	1	1	1	0	16
42 Hicks		1-3	0-1	0-0	0	3	2	0	3	2	1	21
TEAM					6							
Totals		23-51	7-21	17-22	33	17	70	12	14	5	3	200

	FGs	3FGs	FTs
First Half	.480	.400	.800
Second Half	.423	.273	.765
Game	.451	.333	.773

Officials: Jerry Heater, Tim Nestor, Raymond Styons
Technical fouls: Winthrop-None. Miami-None.
Attendance: 13,153

Score by Periods	1st	2nd	Total
Winthrop	27	49	76
Miami	32	38	70

GAME 14 — [illegible]

MIAMI 88
PENN 62

BankUnited Center—Coral Gables, Fla.

Brian Asbury scored a career-high 22 points as [illegible] rebounded from its first loss of the season to defeat Penn, 88-62, in the Hurricanes' non-conference finale. Dwayne Collins added his second double-double of the season and the eighth of his career with a season-high 18 points and 12 rebounds to help the Hurricanes (13-1) to their 13th win, surpassing their win total from last season. The Hurricanes wore down the Quakers (4-9) with an 11-0 run to start the second half. Collins, who added three steals and a pair of blocks in the game, scored the first seven of the spurt. Asbury's field goal with 18:29 remaining capped the run and increased Miami's lead to 49-31. Lance Hurdle's driving layup with 16:29 remaining gave the Hurricanes their first 20-point lead, 54-33. Jack McClinton's 3-pointer with [illegible] left capped an 8-0 spurt and increased the Hurricanes' advantage to 72-42. McClinton finished with 12 points for his sixth-straight double-figure scoring effort, while Eddie Rios came off the bench and sank a career-high three 3-pointers in the win. James Dews dished out a career- and game-high six assists, while Asbury tied his career high with four steals. For the game, Miami recorded a season-high-tying 15 steals.

PENN		FG	3FG	FT	REB	F	TP	A	TO	B	S	MIN
13 Schreiber	f	1-7	0-0	2-2	2	5	4	0	3	1	0	[illegible]
21 Grandieri	f	3-5	1-2	0-0	3	1	7	3	4	0	0	[illegible]
33 Lewis	c	5-8	0-0	3-9	6	4	13	1	2	4	0	[illegible]
03 Bernardini	g	4-11	1-5	0-1	0	3	9	0	3	0	0	[illegible]
04 Cohen	g	0-3	0-2	0-0	2	1	0	1	2	0	0	[illegible]
15 Egee		2-7	1-5	0-0	7	2	5	5	1	1	2	[illegible]
23 Gill		0-0	0-0	0-0	0	0	0	0	1	0	0	[illegible]
24 Eggleston		1-1	1-1	0-0	1	2	3	1	1	0	0	[illegible]
30 Monckton		2-3	0-1	2-2	0	0	6	0	0	0	1	[illegible]
32 Cofield		1-4	0-1	0-0	4	1	2	0	3	1	1	[illegible]
41 Reilly		2-5	1-2	0-0	2	1	5	0	1	0	0	[illegible]
44 Turley		3-3	0-0	2-3	4	0	8	0	0	0	0	[illegible]
TEAM					8							
Totals		24-57	5-19	9-17	39	20	62	11	21	7	4	200

	FGs	3FGs	FTs
First Half	.429	.375	.500
Second Half	.414	.182	.533
Game	.421	.263	.529

MIAMI		FG	3FG	FT	REB	F	TP	A	TO	B	S	MIN
21 Collins	f	7-10	0-0	4-8	12	2	18	0	1	2	3	[illegible]
32 Asbury	f	6-10	3-5	7-8	2	4	22	4	2	1	4	[illegible]
50 King	c	1-3	0-0	0-0	2	2	2	1	1	0	0	[illegible]
23 Dews	g	2-6	1-4	1-2	3	1	6	6	1	0	[illegible]	[illegible]
33 McClinton	g	3-9	1-6	5-6	0	0	12	3	0	0	[illegible]	[illegible]
00 Graham		3-5	0-0	1-2	5	1	7	1	0	2	2	[illegible]
01 Hurdle		1-6	0-2	2-2	2	2	4	3	0	0	1	[illegible]
05 Rios		3-6	3-4	0-0	1	1	9	4	2	0	[illegible]	[illegible]
10 Glover		0-0	0-0	0-0	0	0	0	0	0	0	0	[illegible]
22 Nass		0-1	0-0	0-0	1	3	0	1	1	0	0	[illegible]
25 Stratton		0-0	0-0	0-0	0	0	0	0	0	0	0	[illegible]
42 Hicks		4-6	0-0	0-0	3	4	8	1	1	0	[illegible]	[illegible]
TEAM					4							
Totals		30-62	8-21	20-28	35	20	88	24	9	5	15	200

	FGs	3FGs	FTs
First Half	.406	.567	[illegible]
Second Half	.273	.500	[illegible]
Game	.750	.688	.714

Officials: Karl Hess, Bob Donato, Pat Driscoll
Technical fouls: Penn-None. Miami-None.
Attendance: 3,138

Score by Periods	1st	2nd	Total
Penn	28	34	62
Miami	38	50	88

[illegible] 15 — Jan. 12, 2008

[illegible]25/— MIAMI 78
[illegible]ORGIA TECH 68

[illegible] Center—Coral Gables, Fla. | ACC Opener

[illegible] Miami overcame a slow start to win its ACC opener [illegible], 78-68, over Georgia Tech, improving to 4-0 in [illegible] home openers and 9-0 at the BankUnited Center this [illegible]. James Dews scored a career-high 18 points and [illegible] Graham matched a career high with 13 for the [illegible] (14-1, 1-0), who fell behind by 12 points early and then went on a 31-11 run. The Hurricanes won despite [illegible] their first 13 3-point tries. The ACC's leader in [illegible] percentage — and fourth in the NCAA, Miami [illegible] 42 percent from the field, but hit a season-low 2-for-[illegible] from 3-point range. However, the Hurricanes made up for it by forcing 18 turnovers, which led to 24 points. The Hurricanes missed 10 consecutive shots early and fell behind 22-10 before Graham sparked their comeback. He scored seven consecutive points and started an 11-0 run that cut Georgia Tech's (7-8, 0-2) lead to 22-21. A basket by Dews shortly before halftime put the Hurricanes ahead to stay, 31-29. Miami took the 33-31 lead into the break and outscored Georgia Tech 18-9 to start the second half. The Yellow Jackets were never closer than seven points in the final 14 minutes. Jack McClinton, Miami's leading scorer this season at 15.5 points per game, was shut out for the first 14 minutes but still finished with 14 points, including an 8-of-8 performance from the line. Brian Asbury added 11 points and Dwayne Collins had a career-high tying five blocks and five rebounds.

GA. TECH		FG	3FG	FT	REB	F	TP	A	TO	B	S	MIN
[illegible] Bell	f	1-4	1-1	1-2	0	3	4	1	4	1	1	27
[illegible] Lawal	f	0-3	0-0	0-0	5	2	0	1	4	0	2	12
[illegible] Smith	c	8-13	0-0	5-7	10	4	21	0	2	1	1	34
[illegible] Miller	g	0-5	0-2	0-0	5	2	0	2	2	0	1	18
[illegible] Morrow	g	6-10	3-6	2-2	2	1	17	1	1	0	1	34
[illegible] Clinch		3-10	2-5	5-6	3	0	13	1	1	0	1	28
[illegible] Causey		1-2	0-1	0-0	1	4	2	2	1	0	0	14
[illegible] Peacock		2-6	0-2	0-0	1	5	4	1	1	0	1	18
[illegible] Aminu		3-5	0-0	1-2	5	4	7	0	2	1	1	15
TEAM					3	1						
Totals		24-58	6-17	14-19	35	26	68	9	18	3	9	200

	FGs	3FGs	FTs
First Half	.414	.400	.750
Second Half	.414	.286	.733
Game	.414	.353	.737

MIAMI		FG	3FG	FT	REB	F	TP	A	TO	B	S	MIN
[illegible] Collins	f	2-3	0-0	1-3	5	1	5	0	1	5	0	18
[illegible] Asbury	f	3-7	0-3	5-6	6	3	11	1	3	0	1	30
[illegible] King	c	4-8	0-0	1-3	8	0	9	1	0	0	2	29
[illegible] Dews	g	7-16	2-8	4-4	3	2	20	1	0	1	1	31
[illegible] McClinton	g	3-11	0-4	8-8	4	1	14	2	6	0	0	37
[illegible] Graham		5-6	0-0	3-4	3	4	13	0	0	1	0	14
[illegible] Hurdle		1-6	0-3	0-0	1	3	2	2	1	0	0	15
[illegible] Rios		0-1	0-0	0-0	1	0	0	2	2	0	0	6
[illegible] Hicks		0-2	0-1	4-4	4	4	4	1	1	0	0	20
TEAM					4							
Totals		25-60	2-19	26-32	39	18	78	10	14	7	4	200

	FGs	3FGs	FTs
First Half	.371	.000	.700
Second Half	.480	.200	.864
Game	.417	.105	.813

Officials: Ted Valentine, Gary Maxwell, Brian Dorsey
Technical fouls: Georgia Tech-Causey. Miami-Collins.
Attendance: 7,000

Score by Periods	1st	2nd	Total
Georgia Tech	31	37	68
No. 25/— Miami	33	45	78

GAME 16 — Jan. 15, 2008

BOSTON COLLEGE 66
NO. 21/24 MIAMI 76

Conte Forum—Chestnut Hill, Mass.

Tyrelle Blair finished with 11 points, 12 rebounds and five blocked shots, while Rakim Sanders added 20 points to lead Boston College (12-4, 3-0 ACC) to its 13th consecutive victory over Miami. Jack McClinton scored 20 points on 6-for-26 shooting for the Hurricanes (14-2, 1-1), which had won consecutive games since it lost to Winthrop on Dec. 29 to snap a season-opening 12-game win streak. James Dews scored 15 points for UM, who would have tied the best start in school history with a win. Boston College scored 14 of the first 16 points and led 50-27 with 11:26 to play before McClinton hit a 3-pointer to start a 23-10 run that pulled Miami back into the game. He had 13 points in a five-minute span, including three 3-pointers. The Hurricanes were still down 68-58 with 3:13 left, but despite their full-court pressure and fouling they couldn't get any closer than nine points. BC hit 14 of 18 free throws down the stretch. Miami, which leads the ACC in 3-point percentage, was just 8-of-26 from beyond the arc, making 3-of-13 in the first half. Miami missed its first 13 3-point attempts in Saturday's victory over Georgia Tech, and missed 14 of its first 15 shots overall against BC.

MIAMI		FG	3FG	FT	REB	F	TP	A	TO	B	S	MIN
21 Collins	f	4-9	0-0	0-0	8	2	8	1	2	0	1	20
32 Asbury	f	1-4	0-2	0-0	1	1	2	1	2	1	0	25
50 King	c	0-2	0-0	0-0	6	0	0	0	1	0	0	18
23 Dews	g	6-14	3-9	0-0	2	4	15	0	0	0	0	31
33 McClinton	g	6-26	4-10	4-4	5	3	20	3	1	1	1	36
00 Graham		1-5	0-0	2-5	7	3	4	0	3	1	0	24
01 Hurdle		4-10	1-3	4-4	2	3	13	2	1	0	1	28
05 Rios		0-1	0-1	0-0	0	0	0	0	0	0	0	1
42 Hicks		2-5	0-1	0-0	7	4	4	0	1	1	1	17
TEAM					2							
Totals		24-76	8-26	10-13	40	20	66	7	11	4	4	200

	FGs	3FGs	FTs
First Half	.265	.231	1.000
Second Half	.357	.385	.750
Game	.316	.308	.769

BC		FG	3FG	FT	REB	F	TP	A	TO	B	S	MIN
21 Roche	f	1-3	0-1	0-0	2	1	2	4	1	1	0	17
34 Spears	f	5-10	0-1	2-4	5	2	12	2	3	0	0	35
44 Blair	c	3-5	0-0	5-6	12	3	11	0	1	5	0	28
04 Rice	g	4-16	1-4	5-6	8	4	14	6	4	1	2	38
15 Sander	g	8-12	3-5	1-2	3	1	20	3	0	1	1	34
05 Paris		1-2	0-0	5-6	4	3	7	1	2	0	0	17
11 Raji		3-3	0-0	1-2	0	0	7	1	1	0	2	14
32 Oates		1-4	1-2	0-0	5	1	3	2	3	1	1	17
TEAM					4							
Totals		26-55	5-13	19-26	43	15	76	19	15	9	6	200

	FGs	3FGs	FTs
First Half	.533	.500	1.000
Second Half	.400	.333	.708
Game	.473	.385	.731

Officials: Karl Hess, Jamie Luckie, Bryan Kersey
Technical fouls: BC-None. Miami-None.
Attendance: 5,127

Score by Periods	1st	2nd	Total
No. 21/24 Miami	22	44	66
Boston College	36	40	76

GAME 17 — Jan. 19, 2008

NC STATE 79
NO. 21/24 MIAMI 77

RBC Center—Raleigh, N.C. | OVERTIME

Gavin Grant stole an inbounds pass and scored with two seconds left to cap a last-second rally, helping N.C. State beat the 21st-ranked Hurricanes, 79-77. After Anthony King made one of two free throws to give Miami a 77-75 lead with 15.3 seconds remaining in the extra session, Grant drove the basket on the other end to try to tie it. His layup in traffic bounced off the rim, but J.J. Hickson was there for the tip-in. Just as the home crowd was celebrating the possibility of a second OT, Grant jumped in front of King's pass and immediately put the ball in the basket for the Wolfpack (12-5, 1-2 ACC). Jack McClinton scored 24 of his 26 points after halftime on his birthday to bring Miami (14-3, 1-2) back from a double-figure deficit. King and Raymond Hicks each added 13 points. Each team had a chance to go ahead during the final seconds of regulation after Grant tied it at 72 with a three-point play, but neither team managed to capitalize. Brandon Costner hit a 3-pointer to open the second half giving N.C. State a 12-point lead, and the margin still was 11 a few minutes later. That's when Miami finally got going. Most of the damage was done within a few feet of the basket, with Jimmy Graham sparking a 10-0 run with a couple of easy layins. When McClinton finished off a fast break with a high-arching one-hander, it was 46-45. Later, the Hurricanes took their first lead since early in the first half on McClinton's jumper from behind the line. That was the first of nine lead changes down the stretch.

MIAMI		FG	3FG	FT	REB	F	TP	A	TO	B	S	MIN
42 Hicks	f	6-10	0-0	1-2	5	2	13	0	1	1	1	22
50 King	c	6-12	0-0	1-2	7	3	13	1	5	2	0	29
01 Hurdle	g	1-7	0-1	2-3	2	5	4	0	1	0	1	21
23 Dews	g	1-5	0-1	0-0	3	2	2	3	0	0	0	31
33 McClinton	g	9-17	4-9	4-4	5	1	26	1	1	0	0	42
00 Graham		5-7	0-0	1-3	9	3	11	0	3	1	0	24
05 Rios		0-1	0-0	0-0	0	0	0	0	0	0	0	7
21 Collins		3-5	0-0	0-0	7	3	6	0	2	0	1	15
32 Asbury		0-4	0-0	2-2	4	4	2	1	0	0	1	34
TEAM					1							
Totals		31-68	4-11	11-16	43	23	77	6	13	4	4	200

	FGs	3FGs	FTs
First Half	.355	.000	.714
Second Half	.613	.667	.600
Overtime	.167	.000	.750
Game	.456	.364	.688

NC STATE		FG	3FG	FT	REB	F	TP	A	TO	B	S	MIN
11 Grant	f	6-11	1-1	9-9	5	2	22	3	0	2	1	40
33 Costner	f	5-10	4-4	2-2	2	1	16	1	1	1	0	27
01 Hickson	c	5-10	0-0	4-8	9	4	14	2	3	2	1	37
04 Fells	g	5-10	3-6	1-2	5	2	14	2	2	0	0	37
13 Johnson	g	0-3	0-2	0-0	2	2	0	2	1	0	0	18
10 Gonzalez		2-5	2-4	0-0	3	1	6	3	2	0	2	27
23 Smith		0-1	0-0	1-2	1	0	1	1	1	0	2	9
31 Horner		1-2	1-1	0-1	0	1	3	1	0	0	0	13
34 McCauley		1-4	0-0	1-2	1	3	3	1	2	0	1	17
TEAM					2							
Totals		25-56	11-18	18-26	30	16	79	16	12	5	7	200

	FGs	3FGs	FTs
First Half	.522	.556	.538
Second Half	.400	.625	.846
Overtime	.375	1.000	.000
Game	.446	.611	.692

Officials: Roger Ayers, Raymond Styons, John Cahill
Technical fouls: NC State-None. Miami-None.
Attendance: 12,400

Score by Periods	1st	2nd	OT	Total
No. 21/24 Miami	27	45	5	77
NC State	36	36	7	79

GAME 18 — Jan. 23, 2008

NO. 5/4 NORTH CAROLINA	98
MIAMI	82

BankUnited Center—Coral Gables, Fla.

Ty Lawson's speed got North Carolina started, and Tyler Hansbrough's size eventually proved too much for Miami. Hansbrough scored 27 of his season-high 35 points after halftime, Lawson scored 15 of his 23 points in the opening 20 minutes, and the fifth-ranked Tar Heels got back to their winning ways by beating the Hurricanes 98-82. Hansbrough made 10 of 15 shots from the floor and 15 of 16 from the line. Wayne Ellington added 12 points for North Carolina (19-1, 4-1 ACC), which lost its No. 1 ranking after an 82-80 home loss to Maryland on Saturday. But losing rarely becomes a Tar Heel trend: Excluding season-ending defeats, North Carolina is now 24-4 after a loss in the Roy Williams era. Lance Hurdle scored a season-high 20 points for Miami (14-4, 1-3). The Hurricanes, who fell to 9-1 at home this season, also got 17 points from Raymond Hicks and 11 from Jack McClinton. Miami's home floor was raucous early, with no shortage of star power on hand. Dwyane Wade of the Miami Heat sat near the Hurricanes' bench, and Heat players Dorell Wright -- McClinton's former prep-school teammate -- and Jason Williams sat in the front row along a sideline. Hansbrough made consecutive jumpers early in the second half to push Carolina's lead to 59-48, then its largest. And whenever Miami seemed poised to make a run, Hansbrough usually had an answer. His three-point play with 7:44 left put the Tar Heels up 74-62 and, after McClinton hit a 3-pointer to breathe some life back into the Miami side, Hansbrough slammed home a missed Lawson layup to silence the building once again.

UNC

		FG	3FG	FT	REB	F	TP	A	TO	B	S	MIN
21	Thompson	f	5-10	0-0	0-0	5	3	10	0	1	1	1	22
50	Hansbrough	f	10-15	0-0	15-16	8	3	35	2	3	0	1	35
01	Ginyard	g	3-4	1-1	2-2	3	3	9	0	0	0	0	29
05	Lawson	g	9-16	2-3	3-3	5	1	23	10	1	0	1	33
22	Ellington	g	5-14	0-3	2-3	3	2	12	0	0	0	2	32
11	Thomas		0-2	0-0	0-0	1	0	0	0	1	0	1	7
13	Graves		0-0	0-0	0-0	1	0	0	0	0	0	0	3
14	Green		3-9	1-3	0-0	3	4	7	1	0	1	2	22
32	Stepheson		1-5	0-0	0-0	7	3	2	0	1	1	0	16
40	Copeland		0-0	0-0	0-0	0	0	0	0	0	0	0	1
	TEAM					4							
	Totals		36-75	4-10	22-24	40	19	98	13	7	3	8	200

	FGs	3FGs	FTs
First Half	.415	.500	1.000
Second Half	.559	.250	.857
Game	.480	.400	.917

MIAMI

		FG	3FG	FT	REB	F	TP	A	TO	B	S	MIN
42	Hicks	f	6-12	0-1	5-5	3	4	17	1	1	1	1	29
50	King	c	1-1	0-0	2-2	7	2	4	0	3	1	0	14
01	Hurdle	g	7-10	3-4	3-4	1	3	20	0	3	0	1	32
23	Dews	g	4-9	1-5	1-2	4	1	10	5	2	0	0	26
33	McClinton	g	4-12	3-7	0-0	3	1	11	7	1	0	1	34
00	Graham		2-2	0-0	0-0	5	5	4	1	5	0	1	16
05	Rios		0-0	0-0	0-0	0	1	0	2	0	0	0	6
21	Collins		3-8	0-0	2-2	4	2	8	0	1	2	0	20
32	Asbury		3-7	2-5	0-0	2	2	8	1	1	0	0	23
	TEAM					3							
	Totals		30-61	9-22	13-15	32	21	82	17	17	4	4	200

	FGs	3FGs	FTs
First Half	.500	.444	1.000
Second Half	.484	.385	.778
Game	.492	.409	.867

Officials: Sean Hull, Ray Natili,Tim Kelly
Technical fouls: UNC-None. Miami-None.
Attendance: 7,000

Score by Periods	1st	2nd	Total
No. 5/4 North Carolina	47	51	98
Miami	40	42	82

GAME 19 — Jan. 27, 2008

MIAMI	75
NO. —/25 CLEMSON	72

BankUnited Center—Coral Gables, Fla.

Jack McClinton scored 16 points, including three dramatic three-pointers, as Miami defeated Clemson, 75-72, to snap a three-game skid. McClinton hit three consecutive 3-pointers over a 1:23 span late as Miami (15-4, 2-3 ACC) rallied from a six-point deficit. McClinton's third trey with 1:07 left gave the Hurricanes the lead for good, 66-65. Demontez Stitt's field goal with 16.3 seconds remaining cut Miami's advantage to 72-69, but Brian Asbury secured the victory with two free throws with 14.6 left. Stitt led the Tigers (15-5, 3-3) with 15 points, while James Mays finished with 14. Dwayne Collins led Miami with season-high tying 18 points and 12 rebounds for his third double-double of the season. Clemson trailed during nearly the entire first half, but overcame a 12-point deficit with an 18-4 spurt late. Raymond Sykes' field goal with 3:19 remaining capped the run and gave the Tigers a 30-29 lead, their first since a 1-0 advantage on K.C. Rivers' free throw 24 seconds into the game. Rivers' third consecutive 3-pointer tied the game 35-35 with 47 seconds remaining in the half before Asbury converted on two free throws with 14 seconds left, giving Miami a 37-35 halftime lead. Clemson had a strong start in the opening minutes of the second half and Cliff Hammonds' field goal with 6:34 remaining in the second half gave the Tigers a 59-53 lead. But the Tiger's couldn't hold on to it. Jimmy Graham posted a career-high tying five blocks in the win for the Hurricanes.

CLEMSON

		FG	3FG	FT	REB	F	TP	A	TO	B	S	MIN
40	Mays	f	7-11	0-0	0-0	5	4	14	0	1	0	0	27
35	Booker	c	1-1	0-0	2-4	0	0	4	0	0	0	0	6
01	Rivers	g	3-13	3-6	0-0	2	2	9	0	0	0	1	28
02	Stitt	g	4-8	0-1	7-9	4	2	15	2	2	0	2	23
25	Hammonds	g	3-11	2-9	0-0	9	0	8	3	2	0	0	37
12	Sykes		4-8	0-0	0-0	1	3	8	0	1	0	0	23
15	Potter		0-3	0-2	0-0	2	3	0	1	1	2	1	14
22	Oglesby		2-8	2-7	3-3	2	4	9	4	2	0	0	19
32	Perry		1-1	0-0	3-4	3	3	5	0	0	0	1	13
45	Grant		0-1	0-0	0-0	5	1	0	1	0	2	0	10
	TEAM					4							
	Totals		25-65	7-25	15-20	37	22	72	11	9	4	5	200

	FGs	3FGs	FTs
First Half	.355	.308	.692
Second Half	.412	.250	.857
Game	.385	.280	.750

MIAMI

		FG	3FG	FT	REB	F	TP	A	TO	B	S	MIN
21	Collins	f	8-11	0-0	2-2	12	1	18	0	1	0	1	28
50	King	c	2-7	0-0	5-5	10	0	9	1	1	3	2	25
01	Hurdle	g	3-7	2-4	6-8	3	3	14	2	2	0	3	23
23	Dews	g	2-10	0-3	2-2	4	4	6	2	1	0	0	33
33	McClinton	g	5-17	4-11	2-2	1	2	16	3	2	0	0	37
00	Graham		0-3	0-0	0-0	6	3	0	0	0	5	0	17
05	Rios		0-0	0-0	0-0	1	0	0	0	0	0	0	1
32	Asbury		2-11	0-3	7-8	6	0	11	1	2	0	1	26
42	Hicks		0-0	0-0	1-2	1	2	1	1	0	0	0	10
	TEAM					9				1			
	Totals		22-66	6-21	25-29	53	15	75	10	10	8	7	200

	FGs	3FGs	FTs
First Half	.387	.250	.846
Second Half	.286	.308	.875
Game	.333	.286	.862

Officials: Gary Maxwell, Raymond Styons, Mike Stuart
Technical fouls: Clemson-None. Miami-None.
Attendance: 4,859

Score by Periods	1st	2nd	Total
No. —/25 Clemson	35	37	72
Miami	37	38	75

GAME 20 — Jan.

WAKE FOREST	
MIAMI	

Joel Coliseum—Winston-Salem, N.C.

Ishmael Smith's jumper with three seconds left gave Wake Forest past Miami, 70-68. Jeff Teague scored a season-high 27 points for the Demon Deacons (13-5, 4-2 ACC), but it was his backcourt mate who kept Wake Forest's 16-game home winning streak alive. Dwight Collins could have given Miami the lead in the final minute, but he missed a layup, James Johnson collected the rebound and Wake Forest called timeout with 3.0 seconds left. Smith dribbled out most of the clock before driving right, pulling up near the elbow and knocking down a jumper. Jack McClinton had 16 points to lead Miami (15-5, 2-4), and his layup with 1:26 left tied the game at 68 all. It wasn't enough to keep the Hurricanes from their fourth loss in five games, and yet another close one at the Demon Deacons' hands. Miami's last three losses in the series have come by a combined seven points. Clay McFarland added 10 points for Wake Forest and Johnson the team's leading scorer at 15.1 points per game was held to nine — all in the second half. Brian Asbury scored 11 of his 13 points in the second half and Collins finished with 12 for Miami, which shot nearly 55 percent. But the Hurricanes couldn't get McClinton, their star sharpshooter, enough second-half shots. Wake Forest endured some streaky shooting early, falling behind 17-10 after one particularly rough stretch in which it missed nine of 10 shots. Almost immediately, the Demon Deacons got hot — overcoming that big deficit by knocking down six straight shots during a 16-5 run and going up 26-22 on McFarland's three-point play with 4:48 left.

MIAMI

		FG	3FG	FT	REB	F	TP	A	TO	B	S	MIN
21	Collins	f	6-8	0-0	0-3	6	1	12	0	1	2	0	31
50	King	c	3-5	0-0	2-2	7	1	8	1	2	2	0	26
01	Hurdle	g	3-9	2-4	0-0	0	1	8	6	3	0	0	27
23	Dews	g	3-5	1-3	0-0	1	1	7	2	0	0	3	30
33	McClinton	g	6-10	4-7	0-0	2	2	16	3	2	0	0	37
00	Graham		1-1	0-0	0-0	3	2	2	0	2	0	0	14
05	Rios		0-0	0-0	0-0	0	0	0	0	0	0	0	1
32	Asbury		5-10	0-1	3-5	3	4	13	2	2	1	0	28
42	Hicks		1-3	0-0	0-0	5	2	2	0	0	0	0	8
	TEAM					2							
	Totals		28-51	7-15	5-10	29	14	68	14	12	5	1	200

	FGs	3FGs	FTs
First Half	.538	.600	.000
Second Half	.560	.200	.625
Game	.549	.467	.500

WF

		FG	3FG	FT	REB	F	TP	A	TO	B	S	MIN
23	Johnson	f	4-12	0-2	1-2	8	3	9	1	4	0	1	33
13	McFarland	c	4-7	1-2	1-2	6	2	10	0	1	0	0	33
00	Teague	g	9-14	5-6	4-4	2	3	27	3	1	0	1	35
04	Hale	g	3-9	2-6	0-1	3	3	8	2	1	0	2	25
10	Smith	g	2-8	0-1	2-4	3	0	6	6	0	0	1	32
11	Stanley		0-0	0-0	0-0	1	0	0	0	1	0	0	14
31	Skeen		3-4	2-2	0-0	2	1	8	1	0	0	1	11
44	Weaver		1-2	0-0	0-0	3	2	2	0	1	0	0	14
	TEAM					3				1			
	Totals		26-56	10-19	8-13	31	14	70	13	10	0	6	200

	FGs	3FGs	FTs
First Half	.387	.545	.800
Second Half	.560	.500	.500
Game	.464	.526	.615

Officials: Jamie Luckie, Ted Valentine, John Cahill
Technical fouls: Miami-Graham. Wake-McFarland.
Attendance: 12,417

Score by Periods	1st	2nd	Total
Miami	34	34	68
Wake Forest	34	36	70

GAME 21 — Feb. 2, 2008

NO. 3/3 DUKE	88
MIAMI	73

[illegible] Indoor Stadium—Durham, N.C.

[illegible]'s strong second half carried third-ranked Duke to an 88-73 victory against Miami, with DeMarcus Nelson scoring 19 of his 21 points after halftime. Greg Paulus also scored 16 points for the Blue Devils (19-1, 7-0 ACC), who have scored at least 50 points in the second halves of three-straight games. This time, they won their ninth straight by scoring on nine of their first 10 possessions of the second half. James Dews scored 15 for Miami (15-6, 3-5), which has lost two straight and five of six, but kept this game tight for most of the first half. After the break, Nelson took over, scoring 10 points during a dominating three-minute stretch early in the half. Nelson's follow-up of Paulus' missed 3-pointer with 17 1/2 minutes left started a 17-6 run that pushed Duke's lead into double figures to stay. Duke held a surprising 41-36 rebounding advantage and overcame a 1-of-10 shooting performance by Gerald Henderson, who averages nearly 14 points. Miami's Jimmy Graham scored 13 points, and Jack McClinton, Brian Asbury and Raymond Hicks each had 10 points for Miami. Nelson led the ACC's best perimeter defense in rebounding McClinton, the league's top three-point shooter. McClinton was 0-for-4 from beyond the arc — just the second time all season he was held without a trey. Overly reliant on the three-point shot against a physically imposing Miami front line, Duke failed to make a field goal from inside the arc until Kyle Singler hit a stickback with 3:45 left. In particular, Nelson had trouble converting, missing all three of his attempts from the field.

MIAMI

		FG	3FG	FT	REB	F	TP	A	TO	B	S	MIN
21	Collins	f	0-0	0-0	2-4	4	4	2	1	0	0	0	9
50	King	c	2-7	0-0	0-1	7	3	4	1	1	0	0	26
01	Hurdle	g	2-6	0-0	1-2	3	4	5	3	4	0	0	20
23	Dews	g	5-6	3-4	2-2	3	4	15	0	0	0	0	25
33	McClinton	g	5-14	0-4	0-0	1	3	10	2	2	0	2	24
00	Graham		5-8	0-0	3-4	7	5	13	0	1	0	0	21
05	Rios		1-3	0-1	2-4	0	2	4	2	4	0	1	23
32	Asbury		5-8	0-1	0-0	6	2	10	1	0	0	1	30
42	Hicks		4-7	0-1	2-4	3	4	10	1	2	0	0	22
	TEAM					2							
	Totals		29-59	3-11	12-21	36	31	73	11	14	0	4	200

	FGs	3FGs	FTs
First Half	.429	.333	.600
Second Half	.548	.250	.545
Game	.492	.273	.571

DUKE

		FG	3FG	FT	REB	F	TP	A	TO	B	S	MIN
12	Singler	f	4-8	3-6	3-4	5	4	14	2	1	3	1	24
42	Thomas	f	2-5	0-0	1-2	4	5	5	0	1	1	0	17
33	Paulus	g	4-11	4-10	4-4	6	4	16	3	3	0	1	25
55	Henderson	g	1-10	0-1	6-10	6	1	8	0	4	0	0	28
21	Nelson	g	6-12	0-3	9-14	6	2	21	4	0	1	2	32
02	Smith		3-6	3-5	0-0	0	0	9	0	1	1	0	17
14	McClure		0-0	0-0	0-1	2	3	0	1	0	0	0	13
00	King		2-5	1-3	1-2	5	2	6	0	1	1	0	14
20	Schreyer		3-4	1-2	2-3	3	2	9	3	0	0	1	29
41	Davidson		0-0	0-0	0-0	0	0	0	0	0	0	0	1
	TEAM					4							
	Totals		25-61	12-30	26-40	41	23	88	13	11	7	5	200

	FGs	3FGs	FTs
First Half	.313	.444	.476
Second Half	.517	.333	.842
Game	.410	.400	.650

Officials: Roger Ayers, Bernard Clinton, Jerry Heater
Technical fouls: Duke-None. Miami-None.
Attendance: 9,314

Score by Periods	1st	2nd	Total
Miami	31	42	73
No. 3/3 Duke	38	50	88

GAME 22 — Feb. 6, 2008

FLORIDA STATE	62
MIAMI	55

BankUnited Center—Coral Gables, Fla.

Toney Douglas scored 28 points to lead Florida State past Miami, 62-55. Jason Rich added 14 points and Uche Echefu scored 10 for the Seminoles (14-10, 3-6 ACC), who used an 11-0 second-half run to take the lead for good. Jack McClinton scored 16 points for Miami (15-7, 2-6), which has dropped seven of its last 10 games. The Hurricanes and Seminoles struggled with early shooting woes. The score was 2-2 during the first 5:35, and Miami didn't manage a field goal until Brian Asbury connected 6:25 after tip-off. But Douglas gave Florida State a spark, scoring 11 points in the final 4:51 of the first half, including his third 3-pointer with one second remaining to give Florida State a 30-25 edge heading into intermission. Douglas also keyed the second-half spurt by the Seminoles, who trailed 37-34 before the 11-0 run that was capped by his fifth 3-pointer with 9:44 remaining. Lance Hurdle's trey with 34.1 seconds left got Miami within 58-55, but the Hurricanes — who shot 31 percent — got no closer. The Seminoles played the second half without guard Isaiah Swann, who left the game with a leg injury.

FSU

		FG	3FG	FT	REB	F	TP	A	TO	B	S	MIN
41	Echefu	f	3-8	0-3	4-4	8	3	10	0	3	0	1	31
42	Reid	f	1-5	0-0	0-1	2	2	2	0	2	0	1	28
10	Mims	g	0-3	0-3	2-2	7	4	2	3	4	0	0	30
23	Douglas	g	9-14	5-9	5-6	5	3	28	1	3	2	3	37
25	Rich	g	5-12	0-1	4-6	2	2	14	1	1	1	1	28
03	DeMercy		0-0	0-0	0-0	2	1	0	0	0	0	1	16
03	Swann		2-7	1-3	1-1	2	0	6	2	2	0	1	10
21	Vaughn		0-1	0-0	0-0	4	1	0	0	2	3	0	14
31	Hoff		0-0	0-0	0-1	1	1	0	0	0	0	0	2
33	Zitani		0-1	0-1	0-0	2	1	0	0	0	0	0	4
	TEAM					2							
	Totals		20-51	6-20	16-21	37	18	62	7	17	6	8	200

	FGs	3FGs	FTs
First Half	.370	.500	1.000
Second Half	.417	.100	.688
Game	.392	.300	.762

MIAMI

		FG	3FG	FT	REB	F	TP	A	TO	B	S	MIN
21	Collins	f	2-6	0-0	0-1	5	1	4	0	1	0	1	20
50	King	c	0-1	0-0	0-2	6	2	0	1	3	0	0	15
01	Hurdle	g	3-8	3-5	2-2	1	3	11	5	4	0	0	26
23	Dews	g	2-8	0-4	4-4	6	5	8	1	0	0	2	30
33	McClinton	g	4-15	2-7	6-6	0	4	16	0	4	0	0	33
00	Graham		1-2	0-0	2-4	12	3	4	2	1	0	0	21
05	Rios		0-1	0-0	0-0	0	0	0	0	0	0	0	7
32	Asbury		2-6	2-3	0-0	3	1	6	0	3	2	1	27
42	Hicks		3-8	0-1	0-0	4	1	6	0	1	0	0	21
	TEAM					2							
	Totals		17-55	7-20	14-19	39	20	55	9	17	2	4	200

	FGs	3FGs	FTs
First Half	.308	.429	1.000
Second Half	.310	.308	.615
Game	.309	.350	.737

Officials: Brian Dorsey, Bryan Kersey, Sean Hull
Technical fouls: FSU-None. Miami-None.
Attendance: 5,447

Score by Periods	1st	2nd	Total
Florida State	30	32	62
Miami	25	30	55

GAME 23 — Feb. 9, 2008

MIAMI	74
VIRGINIA TECH	71

Cassell Coliseum—Blacksburg, Va.

Jack McClinton scored 15 of his 19 points in the second half and Miami ended a three-game skid with a 74-71 victory at Virginia Tech, the Hurricanes' first road win in the ACC in more than a year. The Hurricanes (16-7, 3-6 ACC) led throughout the second half by dominating the backboards, 35-20, and repelling every attempt by the Hokies to rally with six 3-pointers in the second half and clutch free-throw shooting. Virginia Tech (14-10, 5-5) closed to within 50-47 with 8:40 to play, but McClinton hit a 3-pointer to double the lead. He also sparked a 5-0 run with another trey after the Hokies pulled to 58-53 with 6:16 left, getting the stunned crowd hopeful. Trailing 65-55 with two minutes left, the Hokies scored six straight to whip the crowd up again, but McClinton hit both ends of a one-and-one to stretch it back to six. A.D. Vassallo and Hank Thorns hit threes in the final minute for the Hokies, Thorns' coming with 18 seconds left to make it 70-67, but James Dews was fouled hard with 15.1 seconds left, and Miami sent Eddie Rios in to shoot his two free throws. He made them both, and the Hurricanes held on. It was just the second home loss for the Hokies this season as Duke won there on Jan. 24. The Hurricanes led 28-26 at halftime after outscoring the Hokies 18-10 over the final 11:06. The Hokies had seven turnovers during the run and was dominated on the glass as Miami had a 20-12 rebounding edge in the half, 9-3 on the offensive end.

MIAMI

		FG	3FG	FT	REB	F	TP	A	TO	B	S	MIN
21	Collins	f	3-7	0-0	2-2	5	0	8	0	2	1	2	19
50	King	c	2-6	0-0	2-2	11	2	6	1	3	1	0	25
01	Hurdle	g	1-4	0-2	3-4	3	4	5	2	0	0	0	20
23	Dews	g	3-5	1-2	0-0	3	2	7	1	1	0	2	24
33	McClinton	g	6-13	3-7	4-5	1	1	19	1	4	0	1	34
00	Graham		0-2	0-0	3-4	7	3	3	1	3	0	0	18
05	Rios		4-7	3-5	3-4	0	1	14	1	2	0	2	18
32	Asbury		3-4	0-0	4-4	3	0	10	0	1	0	1	24
42	Hicks		1-3	0-0	0-0	1	4	2	0	2	0	1	18
	TEAM					1							
	Totals		23-51	7-16	21-25	35	17	74	7	18	2	9	200

	FGs	3FGs	FTs
First Half	.333	.125	1.000
Second Half	.583	.750	.750
Game	.451	.438	.840

VA TECH

		FG	3FG	FT	REB	F	TP	A	TO	B	S	MIN
00	Allen	f	7-8	1-2	1-2	7	3	16	0	2	1	3	39
13	Washington	f	3-9	0-1	3-5	2	4	9	4	3	0	0	37
33	Thompson	f	4-6	0-0	2-3	1	3	10	0	0	1	2	15
40	Vassallo	f	9-15	4-7	2-2	2	3	24	3	3	0	1	37
23	Delaney	g	3-8	1-3	0-0	3	4	7	5	2	0	0	32
01	Bell		0-0	0-0	0-0	0	1	0	0	0	0	0	4
10	Thorns		2-4	1-3	0-0	1	2	5	4	2	0	1	21
21	Witcher		0-0	0-0	0-0	0	0	0	0	1	0	0	3
34	Diakite		0-1	0-0	0-0	3	1	0	0	1	1	1	12
	TEAM					1							
	Totals		28-51	7-16	8-12	20	21	71	16	14	3	8	200

	FGs	3FGs	FTs
First Half	.458	.286	.667
Second Half	.630	.556	.667
Game	.549	.434	.667

Officials: Ted Valentine, Tim Nestor, Ray Natili
Technical fouls: VT-None. Miami-None.
Attendance: 9,847

Score by Periods	1st	2nd	Total
Miami	28	46	74
Virginia Tech	26	45	71

GAME 24

Feb. 17, 2008

MIAMI	**64**
GEORGIA TECH	**63**

Alexander Memorial Coliseum—Atlanta, Ga.

Jack McClinton sank the go-ahead 3-pointer, his sixth of the game, with 45 seconds left and Miami held on in the final seconds for a 64-63 win over Georgia Tech. McClinton led Miami with 23 points while making six 3-pointers. McClinton's last trey gave Miami a 63-60 lead. He made one of two free throws with 30 seconds left to push the lead to 64-60. Georgia Tech had four misses before Matt Causey, who scored 20 points, hit a three with 1.9 seconds left. Miami (17-7, 4-6 ACC) completed a sweep of the two regular-season games with Georgia Tech (11-13, 4-6). James Dews had 11 points for Miami. McClinton's fifth three-pointer tied the game at 57-57 with 2:16 left, but Anthony Morrow answered with a trey for Georgia Tech. Miami pulled even again at 60-60 on Anthony King's three-point play with 1:27 left. Causey scored eight straight points, including two threes, in the first five minutes to give Georgia Tech a 10-5 lead, but the Yellow Jackets were hurt by 15 turnovers in the half. Miami led 27-26 at the break on McClinton's first 3-pointer.

MIAMI

			FG	3FG	FT	REB	F	TP	A	TO	B	S	MIN
42	Hicks	f	1-2	0-0	0-0	1	2	2	0	1	0	1	19
50	King	c	1-4	0-0	2-3	6	1	4	1	0	0	0	26
01	Hurdle	g	1-5	1-1	5-6	3	3	8	2	2	0	0	23
23	Dews	g	3-7	1-5	4-4	2	4	11	1	2	0	2	30
33	McClinton	g	8-20	6-14	1-2	2	2	23	2	2	0	3	34
00	Graham		2-2	0-0	1-2	5	2	3	0	3	0	1	16
05	Rios		1-5	0-2	0-0	2	3	2	0	3	0	1	16
21	Collins		1-5	0-0	4-4	7	2	6	1	2	1	0	19
32	Asbury		2-4	1-2	0-0	2	2	5	0	3	0	1	17
	TEAM					4							
	Totals		19-54	9-24	17-21	34	21	64	7	18	1	9	200

	FGs	3FGs	FTs
First Half	.308	.333	.875
Second Half	.393	.417	.769
Game	.352	.375	.810

GT

			FG	3FG	FT	REB	F	TP	A	TO	B	S	MIN
31	Lawal	f	0-3	0-0	2-2	2	1	2	0	1	1	0	16
32	Smith	f	4-5	0-0	3-8	9	2	11	3	2	0	2	28
03	Miller	g	1-4	0-2	3-6	1	2	5	0	4	0	2	15
13	Bell	g	3-6	0-1	0-0	3	3	6	1	2	1	3	28
23	Morrow	g	3-12	3-11	0-0	2	2	9	1	6	1	2	31
00	Clinch		0-5	0-3	0-0	3	4	0	1	1	0	0	15
02	Causey		6-13	4-7	4-4	4	3	20	4	3	0	3	25
10	Storrs		0-0	0-0	0-0	1	1	0	0	1	0	0	5
35	Peacock		3-4	0-0	0-1	4	3	6	2	0	0	0	25
44	Aminu		2-2	0-0	0-0	6	2	4	1	2	0	0	12
	TEAM					4							
	Totals		22-53	7-24	12-21	39	23	63	13	22	3	12	200

	FGs	3FGs	FTs
First Half	.385	.273	.600
Second Half	.444	.308	.563
Game	.415	.292	.571

Officials: Les Jones, John Cahill, Gary Maxwell
Technical fouls: Miami-None. GT-None.
Attendance: 9,191

Score by Periods	1st	2nd	Total
Miami	27	37	64
Georgia Tech	26	37	63

GAME 25

Feb. 20, 2008

MIAMI	**96**
NO. 5/4 DUKE	**95**

BankUnited Center—Coral Gables, Fla.

The Miami Hurricanes beat fifth-ranked Duke, scoring 15 consecutive points to build a big lead early in the second half and holding on to win 96-95. Ranked No. 2 just last week, the Blue Devils (22-3, 10-2 ACC) lost for the second time in four days. "I had a feeling," said Jack McClinton, who scored 22 points for the Hurricanes. "Something inside of me felt good about our team. I just felt something great was going to happen." Miami (18-7, 5-6) made six of eight free throws in the final 41 seconds to preserve the upset. Duke's DeMarcus Nelson sank a layup with two seconds left to make the score 94-92, but McClinton sank two clutch free throws before Nelson hit a meaningless 3-pointer at the buzzer. Dwayne Collins scored a career-high 26 points to help the Hurricanes win their third ACC game in a row and lead Miami over a top-five team for the first time since a victory at No. 2 Connecticut (2/20/99). The Blue Devils had a season-high 23 turnovers and allowed a season-high point total for the second-straight game. They struggled shooting from the perimeter against Miami's zone, and when Duke tried to force the ball inside, the Hurricanes often tipped it away and repeatedly showed more hustle chasing loose balls. Duke struggled from the start, as they committed eight turnovers in the first eight minutes, missed seven shots in a row and fell behind 17-11. Duke twice tied the score later in the half, but the Hurricanes scored on their last four possessions, and Collins' reverse layup in the final seconds put them up 41-36 at halftime.

DUKE

			FG	3FG	FT	REB	F	TP	A	TO	B	S	MIN
12	Singler	f	4-10	2-6	2-2	2	4	12	2	4	0	0	22
42	Thomas	f	3-3	0-0	4-6	3	5	10	0	1	0	1	22
03	Paulus	g	3-12	2-7	4-5	1	3	12	6	1	0	2	30
15	Henderson	g	1-4	1-2	2-2	3	4	5	1	2	0	0	19
21	Nelson	g	8-14	3-7	0-2	10	2	19	2	6	0	3	35
02	Smith		0-2	0-0	0-0	2	2	0	1	3	0	0	12
14	McClure		0-0	0-0	0-0	3	2	0	0	1	0	0	5
20	King		2-6	2-6	0-0	2	0	6	0	1	0	0	10
30	Scheyer		7-13	5-9	8-9	3	2	27	5	3	0	3	31
55	Zoubek		2-2	0-0	0-0	5	1	4	0	0	0	2	14
	TEAM					5			1				
	Totals		30-66	15-37	20-26	39	25	95	17	23	0	11	200

	FGs	3FGs	FTs
First Half	.400	.294	1.000
Second Half	.500	.500	.684
Game	.455	.405	.769

MIAMI

			FG	3FG	FT	REB	F	TP	A	TO	B	S	MIN
21	Collins	f	12-14	0-0	2-3	7	2	26	0	3	0	2	29
50	King	c	0-2	0-0	0-0	1	4	0	1	4	1	1	15
01	Hurdle	g	4-7	1-1	4-4	2	3	13	3	3	1	0	29
23	Dews	g	3-8	0-3	0-0	4	5	6	4	2	0	2	24
33	McClinton	g	7-15	2-5	6-7	3	1	22	4	2	0	1	34
00	Graham		0-0	0-0	2-4	4	3	2	1	2	1	2	11
05	Rios		2-4	2-3	0-2	1	0	6	2	2	0	0	9
32	Asbury		4-7	2-2	5-6	2	2	15	1	1	0	0	24
42	Hicks		3-4	0-0	0-2	5	4	6	1	2	0	3	25
	TEAM					5			1				
	Totals		35-61	7-14	19-28	34	24	96	17	22	3	11	200

	FGs	3FGs	FTs
First Half	.584	.556	.500
Second Half	.600	.400	.708
Game	.574	.500	.679

Officials: Jamie Luckie, Mike Eades, Curtis Shaw
Technical fouls: Duke-None. Miami-None.
Attendance: 6,670

Score by Periods	1st	2nd	Total
No. 5/4 Duke	36	59	95
Miami	41	55	96

GAME 26

MIAMI
MARYLAND

BankUnited Center—Coral Gables, Fla.

Anthony King scored 14 points and posted [illegible] Miami won its fourth straight with a 78-63 [illegible] Maryland. James Dews finished with 13 points while [illegible] McClinton, Dwayne Collins and Brian Asbury [illegible] 12 for the Hurricanes (19-7, 6-6). The 19 wins is the [illegible] by a Frank Haith-coached UM squad and the most [illegible] the Hurricanes since finishing 24-8 in 2003-[illegible] McClinton's 3-pointer with 3:03 remaining [illegible] Miami's lead to 66-58 and started a 15-3 run over the [illegible] 2:33. Miami has now defeated Maryland (17-11, 7-5) [illegible] five of their past six meetings, including three straight. After the Hurricanes started the second half 39-36 with five unanswered points in the first 1:57, the Terrapins responded with an 8-0 run and tied it at 44-44. But Jamal Gist, the Terrapins' second-leading scorer who averages 15.8 per game, committed his fourth foul with 13:47 remaining and was forced to sit the next 8:41. Dews hit a jumper and scored on a fast-break layup as Miami scored five unanswered points during a two-minute run that helped Miami retake the lead 53-48 with 11:27 remaining in the second half. King scored six points during a 10-2 Miami run early in the first half. McClinton's jumper with 14:16 remaining capped the spurt, increasing the Hurricanes lead, 15-6. King's short field goal with 6:52 remaining gave the Hurricanes their biggest lead of the half, 33-22.

MARYLAND

			FG	3FG	FT	REB	F	TP	A	TO	B	S	MIN
01	Milbourne	f	5-16	3-8	0-0	7	4	13	0	3	0	0	31
15	Gist	f	3-11	0-0	4-6	4	4	10	0	1	1	1	31
50	Osby	c	3-5	0-0	3-3	3	2	9	1	1	1	1	33
05	Hayes	g	5-8	3-5	1-1	2	1	14	2	4	0	0	27
21	Vasquez	g	5-17	1-6	2-2	8	3	13	6	6	1	0	37
02	Walker		0-0	0-0	0-0	1	3	0	2	0	0	0	11
22	Bowie		0-0	0-0	0-0	0	1	0	0	1	0	0	1
24	Tucker		0-1	0-0	0-0	1	0	0	1	0	0	0	1
34	Burney		2-4	0-0	0-0	5	0	4	0	0	0	0	12
	TEAM					7							
	Totals		23-62	7-19	10-12	38	18	63	12	15	1	2	200

	FGs	3FGs	FTs
First Half	.452	.400	.800
Second Half	.290	.333	.857
Game	.371	.368	.833

MIAMI

			FG	3FG	FT	REB	F	TP	A	TO	B	S	MIN
21	Collins	f	6-11	0-0	0-0	6	2	12	2	1	1	1	25
50	King	c	5-10	0-0	4-4	5	1	14	1	1	1	2	23
01	Hurdle	g	0-5	0-2	9-10	1	1	9	3	0	0	2	32
23	Dews	g	5-7	1-2	2-2	4	1	13	2	0	0	1	27
33	McClinton	g	4-6	2-4	2-2	5	0	12	0	3	0	1	28
00	Graham		0-2	0-0	2-2	4	2	2	0	1	0	1	13
05	Rios		1-4	0-1	0-0	0	2	2	1	0	0	0	3
32	Asbury		4-7	1-3	3-4	3	2	12	2	0	1	1	25
42	Hicks		1-3	0-0	0-0	0	2	2	1	0	0	0	14
	TEAM					3							
	Totals		26-55	4-12	22-24	31	13	78	12	6	3	7	200

	FGs	3FGs	FTs
First Half	.538	.429	1.000
Second Half	.414	.200	.875
Game	.473	.333	.917

Officials: Joe Lindsay, Roger Ayers, Tim Nestor
Technical fouls: Maryland-None. Miami-None.
Attendance: 6,058

Score by Periods	1st	2nd	Total
Maryland	36	27	63
Miami	39	39	78

[illegible]

Feb. 27, 2008

[illegible]	**79**
[illegible]ON	**69**

[illegible] Coliseum—Clemson, S.C.

[illegible]s scored 19 points and Clemson rallied back to [illegible] 79-69, after squandering all of a 21-point [illegible]. The Tigers (20-7, 8-5 ACC) won 20 games for the sec[illegible] straight year and guaranteed themselves a non-losing [illegible]ason for the first time in 11 years. This milestone [illegible]didn't come easily. Clemson was ahead 33-12 in the [illegible] half and still led 43-28 with about 18 minutes left. [illegible] behind leading scorer Jack McClinton, the Hurricanes [illegible] (20-8, 6-7) used a 32-16 surge to get back in it. When [illegible]McClinton swished a 3-pointer with 6:47 remaining, Miami had its first and only lead of the game, 60-59. That's when [illegible]Clemson shook off its funk to regain control. Cliff [illegible]Clemmons' basket on the Tigers next possession put them in front for good. Rivers came back with two foul shots and a 3-pointer that put Clemson ahead 66-60. Miami, which came in with a four-game win streak, could get no closer than four points the last five minutes. McClinton finished with 18 points, all but two in the second half. Dwayne Collins had 11 points and 10 rebounds for Miami, who hoped to reach 20 wins and give itself another solid win on its NCAA resume.

MIAMI

			FG	3FG	FT	REB	F	TP	A	TO	B	S	MIN
21	Collins	f	5-7	0-0	1-2	10	3	11	1	1	0	0	29
50	King	c	2-4	0-0	1-2	7	3	5	1	5	1	1	27
01	Hurdle	g	1-4	0-1	1-2	0	0	3	1	1	0	0	17
23	Dews	g	4-9	1-3	2-2	2	3	11	1	0	0	0	26
33	McClinton	g	7-18	2-7	2-2	1	2	18	2	2	0	0	37
00	Graham		1-3	0-1	2-2	4	4	4	0	1	0	0	13
05	Rios		5-8	2-2	0-1	2	5	12	6	2	0	0	24
32	Asbury		2-3	1-1	0-0	3	2	5	0	1	0	0	19
42	Hicks		0-1	0-0	0-0	0	2	0	0	2	0	0	8
	TEAM					4							
	Totals		27-57	6-15	9-13	33	24	69	12	15	1	1	200

	FGs	3FGs	FTs
First Half	.435	.667	.500
Second Half	.500	.333	.778
Game	.474	.400	.692

CLEMSON

			FG	3FG	FT	REB	F	TP	A	TO	B	S	MIN
32	Perry	f	1-2	0-0	3-4	2	5	5	0	2	0	0	9
40	Mays	f	4-6	1-1	1-4	5	1	10	1	2	0	1	24
15	Booker	c	1-7	0-0	6-10	4	2	8	1	2	1	0	28
12	Rivers	g	5-8	4-5	5-6	4	1	19	3	0	1	0	30
25	Hammonds	g	4-6	3-5	1-2	4	2	12	6	3	1	1	38
02	Stitt		4-5	0-0	1-2	2	1	9	1	0	1	1	29
13	Sykes		2-4	0-0	2-2	1	0	6	0	1	1	0	17
45	Porter		0-3	0-2	4-4	2	3	4	1	0	0	1	14
22	Oglesby		2-3	2-3	0-0	1	1	6	0	0	0	0	9
45	Grant		0-1	0-0	0-0	1	0	0	0	0	0	0	2
	TEAM					1				1			
	Totals		23-45	10-16	23-34	27	16	79	13	11	5	4	200

	FGs	3FGs	FTs
First Half	.577	.778	.667
Second Half	.421	.429	.679
Game	.511	.625	.676

Officials: Sean Hull, Les Jones, Brian Dorsey
Technical fouls: Clemson-None. Miami-None.
Attendance: 9,347

Score by Periods	1st	2nd	Total
Miami	24	45	69
Clemson	41	38	79

GAME 28

Mar. 1, 2008

MIAMI	**95**
VIRGINIA	**93**

BankUnited Center—Coral Gables, Fla.

Jack McClinton scored a career-high 34 points to lead Miami to a 95-93 win over Virginia. The victory gave the Hurricanes (20-8, 7-7 ACC) their 20th win of the season for just the 10th time in school history and their seventh ACC win for the third time in four seasons as league members. McClinton hit a career-high seven 3-pointers in the Miami win — including five in the second half — to tie the UM mark for the third-most 3-pointers in a game. Trailing 91-81 with 1:46 remaining, the Cavaliers ran off nine unanswered points in the next 1:06. Laurynas Mikalauskas' three-point play with 40.6 left reduced Miami's lead 91-90. Lance Hurdle's 3-pointer with 9.2 seconds left put the Hurricanes ahead 94-90. After Sean Singletary's driving layup cut the deficit to 94-92, McClinton converted on one of two free throws with 3.3 left to give the Hurricanes a 95-92 lead. Singletary hit the first of two free throws with 0.9 left, but Miami's Anthony King tipped away his deliberately missed second attempt. Singletary finished with a career-high 44 points for the Cavaliers (13-13, 3-10). McClinton scored 14 straight points for Miami, including three treys, during a 2:27 stretch of the second half. The Hurricanes enjoyed their biggest lead, 72-57, on Jimmy Graham's two free throws with 10:03 left. Graham scored a career-high 19 points. Jamil Tucker scored all 10 of his first-half points in the final 4:04 and Virginia entered the break up 39-35.

VIRGINIA

			FG	3FG	FT	REB	F	TP	A	TO	B	S	MIN
30	Joseph	f	0-5	0-3	0-0	1	2	0	0	0	0	0	13
32	Scott	f	3-6	0-0	0-0	6	1	6	2	0	0	0	27
34	Pettinella	c	1-1	0-0	0-0	1	4	2	0	0	0	0	8
01	Jones	g	0-1	0-0	0-0	1	2	0	0	2	0	0	8
44	Singletary	g	12-25	4-8	13-14	9	4	41	3	0	0	1	36
04	Baker		0-3	0-2	5-6	0	2	5	1	1	0	0	21
11	Mikalauskas		7-10	0-0	2-2	13	2	16	0	3	0	1	20
12	Tucker		4-6	3-4	3-4	3	1	14	2	0	0	0	20
24	Diane		0-2	0-1	1-2	1	3	1	1	1	1	0	27
45	Tat		2-4	0-1	2-2	3	2	6	1	0	0	0	16
55	Meyinsse		1-1	0-0	0-0	0	0	2	0	0	0	0	4
	TEAM					1							
	Totals		30-64	7-19	26-30	39	23	93	10	7	1	2	200

	FGs	3FGs	FTs
First Half	.516	.385	1.000
Second Half	.424	.333	.857
Game	.469	.368	.867

MIAMI

			FG	3FG	FT	REB	F	TP	A	TO	B	S	MIN
21	Collins	f	4-7	0-0	0-1	7	4	8	1	1	2	0	21
50	King	c	2-6	0-0	0-0	8	3	4	4	0	2	0	27
01	Hurdle	g	3-5	2-3	2-2	3	5	10	3	1	0	0	13
23	Dews	g	2-6	1-3	2-2	2	0	9	1	1	0	1	24
33	McClinton	g	11-18	7-12	5-7	3	3	34	3	2	0	0	36
00	Graham		7-10	0-0	5-9	3	3	19	1	0	1	2	20
05	Rios		2-4	1-3	3-4	1	3	8	8	1	0	0	25
32	Asbury		1-5	0-2	1-2	1	1	3	0	0	1	0	24
42	Hicks		0-0	0-0	0-0	1	1	0	0	0	0	0	10
	TEAM					3							
	Totals		33-61	11-23	18-27	32	23	95	21	6	6	3	200

	FGs	3FGs	FTs
First Half	.483	.300	.667
Second Half	.594	.615	.667
Game	.541	.478	.667

Officials: Bryan Kersey, Ray Natili, Jerry Heater
Technical fouls: Virginia-None. Miami-None.
Attendance: 6,128

Score by Periods	1st	2nd	Total
Virginia	39	54	93
Miami	35	60	95

GAME 29

Mar. 5, 2008

MIAMI	**74**
BOSTON COLLEGE	**61**

BankUnited Center—Coral Gables, Fla.

Miami snapped a 13-game skid to Boston College, overcoming an 11-point deficit in the second half to win 74-61 on Senior Night. Jack McClinton and Lance Hurdle led the rally by the Hurricanes (21-8, 8-7 ACC), who bolstered their chances of making the NCAA tournament. Miami won for the sixth time in seven games, improved to a program-best 14-2 at home this season and earned eight ACC victories for the first time since joining the league in 2004-05. McClinton, the ACC's leading three-point shooter, didn't score for the first 29 minutes, but then made four threes and finished with 21 points. Hurdle scored 19 points, just one point shy of his career high, and shut out Boston College's (13-15, 4-11) dangerous Tyrese Rice during a 20-minute stretch. In the second half, Hurdle sank a trey and converted a pair of three-point plays. Rice, coming off a 46-point game against North Carolina, had 14 of the Eagles' first 16 points, and finished with 22 points. McClinton's first basket — a 3-pointer — came with 10:40 remaining and cut the Eagles' lead to 41-40. He sank another trey to put UM ahead to stay, 48-45. Miami fell behind early, and trailed by their biggest deficit, 31-20, two minutes into the second half. James Dews hit a three and Hurdle's three-point play with nine minutes left gave Miami its first lead since the opening minutes at 45-43. McClinton's final trey put the Hurricanes up 60-53 with 3:47 to go. Hurdle went 4-for-4 from the free-throw line in the final 90 seconds — and 10-for-10 in the game — to clinch the win.

BC

			FG	3FG	FT	REB	F	TP	A	TO	B	S	MIN
11	Raji	f	7-9	0-1	2-6	6	5	16	0	1	0	0	25
32	Oates	f	2-5	0-3	1-2	8	2	5	2	2	1	1	32
44	Blair	c	0-2	0-0	0-1	6	4	0	0	0	3	0	23
04	Rice	g	7-20	2-8	6-6	4	2	22	9	4	0	2	40
15	Sanders	g	3-8	1-2	0-0	8	1	7	1	9	2	3	36
05	Paris		0-1	0-0	0-0	0	1	0	2	0	0	0	19
21	Roche		0-0	0-0	0-0	0	0	0	0	0	0	0	0+
34	Spears		0-1	0-0	0-0	0	2	0	0	0	0	0	10
52	Southern		5-9	0-0	1-2	2	4	11	1	0	0	1	15
	TEAM					3			1				
	Totals		24-55	3-14	10-17	37	21	61	15	17	6	7	200

	FGs	3FGs	FTs
First Half	.400	.286	.833
Second Half	.467	.143	.455
Game	.436	.214	.588

MIAMI

			FG	3FG	FT	REB	F	TP	A	TO	B	S	MIN
21	Collins	f	4-9	0-0	1-1	7	2	9	0	1	2	1	29
50	King	c	1-5	0-0	3-4	8	4	5	1	0	1	1	19
01	Hurdle	g	4-8	1-4	10-10	7	3	19	2	3	0	2	31
23	Dews	g	2-6	2-5	0-0	1	1	6	2	2	0	0	26
33	McClinton	g	5-12	4-7	7-7	2	3	21	2	1	0	1	35
00	Graham		4-5	0-0	1-2	3	2	9	2	1	3	2	25
05	Rios		0-1	0-1	0-0	0	1	0	0	0	0	0	5
10	Glover		0-0	0-0	0-0	0	0	0	0	0	0	0	0+
22	Nass		0-0	0-0	0-0	0	0	0	0	0	0	0	0+
25	Stratton		0-0	0-0	0-0	0	0	0	0	0	0	0	0+
32	Asbury		1-6	0-2	3-4	4	0	5	1	0	0	1	22
42	Hicks		0-2	0-0	0-0	0	2	0	1	3	0	0	8
	TEAM					2							
	Totals		21-54	7-19	25-28	34	18	74	11	11	6	8	200

	FGs	3FGs	FTs
First Half	.231	.000	.889
Second Half	.536	.583	.895
Game	.389	.368	.893

Officials: Les Jones, Tim Nestor, Reggie Greenwood
Technical fouls: BC-None. Miami-None.
Attendance: 5,953

Score by Periods	1st	2nd	Total
Boston College	27	34	61
Miami	20	54	74

GAME 30 — Mar. 8, 2008

FLORIDA STATE 75
MIAMI 72

Donald L. Tucker Center—Tallahassee, Fla. | OVERTIME

Ralph Mims scored 25 points, including the decisive basket of the game, to lead Florida State to a 75-72 win over Miami. Mims slashed down the lane for a layup with 1:49 left that gave the Seminoles a 75-70 lead and Miami's Lance Hurdle hit two free throws 11 seconds later as both teams went scoreless the final 1:38. The game went into overtime tied at 66 after Miami's James Dews watched his 3-point jumper rim out at the buzzer. Florida State's Ryan Reid had tied the game with two free throws with 33 seconds left. Florida State (18-13, 7-9 ACC) overcame an early 19-11 deficit to lead 32-30 at halftime in a contest that featured 17 ties and 13 lead changes. Miami (21-9, 8-8 ACC) was whistled for a season-high tying 31 fouls and Florida State 22 in a wild game that saw the Seminoles shoot 42 free throws and the Hurricanes 24. Jack McClinton led the Hurricanes with 22 points and Brian Asbury added 12. The start of the game was delayed 16 minutes due to a malfunctioning shot clock before officials decided to play without one and the public address announcer letting the players know when 10 seconds remained on the clock. The clock worked properly for much of the second half before failing a final time with about three minutes left in regulation.

MIAMI		FG	3FG	FT	REB	F	TP	A	TO	B	S	MIN
21 Collins	f	2-4	0-0	2-3	10	4	6	0	1	0	0	20
50 King	c	2-6	0-0	2-4	6	2	6	1	1	2	1	31
01 Hurdle	g	1-9	0-1	2-2	1	4	4	3	4	0	0	30
23 Dews	g	2-8	1-6	0-0	6	3	5	5	1	0	0	36
33 McClinton	g	6-16	4-10	6-6	1	4	22	1	3	0	0	34
00 Graham		4-7	0-0	1-3	5	3	9	0	1	2	0	25
05 Rios		0-3	0-2	0-0	0	3	0	1	1	0	1	8
32 Asbury		3-6	2-4	4-4	2	4	12	0	0	0	0	26
42 Hicks		3-4	0-0	2-2	2	4	8	2	2	0	0	15
TEAM					5							
Totals		23-63	7-23	19-24	38	31	72	13	14	4	2	225

	FGs	3FGs	FTs
First Half	.435	.444	.750
Second Half	.333	.300	.846
Overtime	.286	.000	.667
Game	.365	.304	.792

FSU		FG	3FG	FT	REB	F	TP	A	TO	B	S	MIN
33 Zitani	f	1-2	0-1	0-0	5	2	2	0	1	1	2	17
42 Reid	f	2-4	0-0	7-9	4	4	11	0	0	1	0	32
10 Mims	g	7-19	2-8	9-12	5	1	25	3	3	2	0	41
23 Douglas	g	3-14	1-6	9-12	8	2	16	2	3	0	3	42
25 Rich	g	5-11	1-1	5-6	5	5	16	2	3	1	1	33
02 DeMercy		1-3	1-1	0-0	1	0	3	0	0	1	1	19
21 Vaughn		0-1	0-0	2-2	0	4	2	1	1	0	0	13
41 Echefu		0-0	0-0	0-1	8	4	0	0	1	1	0	28
TEAM					4							
Totals		19-54	5-17	32-42	40	22	75	8	12	7	7	225

	FGs	3FGs	FTs
First Half	.357	.417	.538
Second Half	.286	.000	.917
Overtime	.600	.000	.600
Game	.352	.294	.762

Officials: Jamie Luckie, Jose A. Carrion, Bernard Clinton
Technical fouls: Miami-Rios. FSU-None.
Attendance: 6,780

Score by Periods	1st	2nd	OT	Total
Miami	30	36	6	72
Florida State	32	34	9	75

GAME 31 — Mar. 13, 2008

MIAMI 63
NC STATE 50

ACC Tournament (First Round)
Charlotte Bobcats Arena—Charlotte, N.C.

James Dews scored 14 points to help Miami beat NC State, 63-50, in the first round of the ACC Tournament. Lance Hurdle added 13 points, six rebounds and five assists for the fifth-seeded Hurricanes (22-9), who advanced to the quarterfinals to face fourth-seeded Virginia Tech as they continue to chase an NCAA Tournament berth. J.J. Hickson had 27 points and 14 rebounds for the 12th-seeded Wolfpack (15-16), who turned in an offensive performance befitting its last-place ACC finish in a miserable season. Picked to finish third in the league, N.C. State shot just 34 percent, including 2-for-15 from 3-point range, and relied entirely on its star freshman to make every play. Miami didn't do all that much offensively, either. The Hurricanes shot 37 percent and 1-for-9 from 3-point range, while first-team all-conference performer Jack McClinton finished with eight points — nine below his season average. Still, the Hurricanes led almost the entire way and pushed the margin to as many as 17 points in the second half. Then, after the Wolfpack managed a meager run to threaten to cut the deficit to single digits, McClinton came up with his two field goals, keeping Miami comfortably in front. While Hickson hit 8-of-14 shots, the rest of the Wolfpack managed a combined 8-for-33 shooting — including a 5-for-22 effort in the first half as Miami took a 24-17 lead at the break. Courtney Fells was the team's second-leading scorer with just six points.

NC STATE		FG	3FG	FT	REB	F	TP	A	TO	B	S	MIN
11 Grant	f	0-3	0-1	2-2	1	2	2	0	3	1	0	13
33 Costner	f	0-2	0-2	0-0	3	1	0	0	4	1	1	17
34 McCauley	f	1-3	0-0	0-0	5	0	2	3	3	0	1	20
04 Fells	g	3-9	0-3	0-0	0	5	6	2	2	0	0	29
10 Gonzalez	g	1-6	0-4	1-2	2	1	3	2	1	0	2	28
01 Hickson		8-14	0-0	11-15	14	3	27	0	2	0	0	33
13 Johnson		0-1	0-1	0-0	1	1	0	1	0	0	0	12
15 Ferguson		2-5	1-3	0-0	0	5	5	0	1	0	1	26
23 Smith		0-2	0-0	0-0	2	1	0	0	0	0	0	10
31 Horner		1-2	1-1	2-2	0	2	5	0	0	1	1	12
TEAM					4				1			
Totals		16-47	2-15	16-21	32	21	50	8	17	3	6	200

	FGs	3FGs	FTs
First Half	.227	.000	.778
Second Half	.440	.222	.750
Game	.340	.133	.762

MIAMI		FG	3FG	FT	REB	F	TP	A	TO	B	S	MIN
21 Collins	f	1-4	0-0	0-0	2	2	2	0	1	1	0	18
50 King	c	2-4	0-0	0-0	3	2	4	0	0	0	2	24
01 Hurdle	g	3-8	1-2	6-8	6	1	13	5	3	0	2	33
23 Dews	g	3-7	0-2	8-8	5	2	14	0	0	1	0	27
33 McClinton	g	2-6	0-3	4-4	4	2	8	2	3	0	5	34
00 Graham		3-6	0-0	1-2	5	4	7	0	2	2	1	21
05 Rios		1-2	0-0	0-0	1	1	2	0	0	0	0	5
32 Asbury		2-7	0-2	5-6	4	1	9	0	0	0	1	21
42 Hicks		1-5	0-0	2-2	6	2	4	1	0	0	0	17
TEAM												
Totals		18-49	1-9	26-30	36	17	63	8	9	4	11	200

	FGs	3FGs	FTs
First Half	.321	.167	.625
Second Half	.429	.000	.955
Game	.367	.111	.867

Officials: Roger Ayers, Karl Hess, Mike Eades
Technical fouls: NC State-None. Miami-None.
Attendance: 20,035

Score by Periods	1st	2nd	Total
NC State	17	33	50
Miami	24	39	63

GAME 32

VIRGINIA TECH
MIAMI

ACC Tournament (Quarterfinals)
Charlotte Bobcats Arena—Charlotte, N.C.

A.D. Vassallo and Malcolm Delaney scored [illegible] apiece and Virginia Tech continued its late-season [illegible] with a 63-49 win over Miami on Friday in the [illegible] Tournament. Deron Washington shook off a slow start [illegible] add 14 points and 12 rebounds for the fourth-seeded Hokies (19-12), who earned a date with top-ranked [illegible] Carolina in Saturday's semifinals. Virginia Tech [illegible] away in the second half with a smothering [illegible] against the fifth-seeded Hurricanes (22-10), who [illegible] they've already locked up a spot in the NCAA field. [illegible] which beat NC State in Thursday's first-round, went [illegible] than 7 1/2 minutes without a field goal in Virginia Tech's decisive run. Jack McClinton scored 16 points, but [illegible] other player scored in double figures for the Hurricanes: Delaney, who was 4 of 5 from 3-point range, buried a [illegible] with 8:36 left that put Virginia Tech ahead in the sixth and final lead change of the second half. He hit another three two minutes later, part of an 18-2 spurt that gave Virginia Tech a 59-44 lead. The Hokies held Miami to 32 percent shooting and outrebounded the Hurricanes 51-25. Vassallo and Delaney combined for 17 of Virginia Tech's first 19 points and the Hokies built a 21-13 lead before the Hurricanes' man-to-man defense got them back in it. Virginia Tech took a 27-23 halftime lead despite 10 turnovers and took a 33-27 lead early in the second half. The Hurricanes' strong RPI and a strong finish that includes a win over No. 7 Duke gives them strong credentials to get an NCAA Tournament bid.

MIAMI		FG	3FG	FT	REB	F	TP	A	TO	B	S	MIN
21 Collins	f	0-4	0-0	0-2	5	1	0	0	1	1	0	[illegible]
50 King	c	4-7	0-0	1-3	3	2	9	1	1	1	0	[illegible]
01 Hurdle	g	0-6	0-3	0-0	2	3	0	1	1	0	2	[illegible]
23 Dews	g	3-9	2-5	0-0	2	2	8	0	1	0	[illegible]	[illegible]
33 McClinton	g	4-17	3-11	5-5	1	1	16	4	1	0	0	[illegible]
00 Graham		3-6	0-0	1-2	2	0	7	1	1	1	0	[illegible]
05 Rios		0-1	0-0	0-0	1	0	0	2	1	0	0	[illegible]
32 Asbury		3-5	0-1	0-0	5	1	6	2	1	1	1	[illegible]
42 Hicks		1-2	1-1	0-0	1	1	3	0	1	0	0	21
TEAM					3				1			
Totals		18-57	6-21	7-12	25	11	49	11	10	4	5	200

	FGs	3FGs	FTs
First Half	.333	.300	.667
Second Half	.300	.273	.556
Game	.316	.286	.583

VA TECH		FG	3FG	FT	REB	F	TP	A	TO	B	S	MIN
00 Allen	f	5-12	0-0	0-2	10	3	10	0	6	2	0	[illegible]
13 Washington	f	5-13	1-3	3-4	12	2	14	1	3	0	1	[illegible]
21 Witcher	c	0-0	0-0	0-0	0	3	0	0	0	0	0	[illegible]
23 Delaney	g	5-9	4-5	1-2	4	2	15	3	2	0	1	[illegible]
40 Vassallo	g	7-14	1-5	0-0	6	0	15	5	0	0	1	[illegible]
01 Bell		0-0	0-0	0-0	0	0	0	0	1	0	0	3
02 Hudson		0-3	0-1	0-0	5	0	0	0	0	0	0	[illegible]
10 Thorns		1-2	1-1	0-0	0	0	3	2	2	0	0	[illegible]
33 Thompson		3-7	0-0	0-0	7	2	6	1	1	2	0	[illegible]
34 Diakite		0-1	0-0	0-0	4	0	0	0	2	0	0	[illegible]
TEAM					4				1			
Totals		26-61	7-15	4-8	51	12	63	12	17	4	3	200

	FGs	3FGs	FTs
First Half	.367	.375	1.000
Second Half	.484	.571	.333
Game	.426	.467	.500

Officials: Gary Maxwell, Ted Valentine, Sean Hull
Technical fouls: VT-None. Miami-None.
Attendance: 20,035

Score by Periods	1st	2nd	Total
Miami	23	26	49
Virginia Tech	27	36	63

Mar. 21, 2008

MIAMI 78
[illegible]RY'S (CA) 64

[illegible]ment (First Round)
[illegible] North Little Rock, Ark.

[illegible] is now a star in the state of Arkansas — and [illegible] his last name sounds sort of familiar. Instead, [illegible] dazzled the locals with his quick drives to the [illegible] and long three-pointers, scoring a career-high 38 [illegible] seventh-seeded Miami's 78-64 win over 10th-[illegible] Saint Mary's. And here's a scary thought: McClinton [illegible] not have been at full strength. "I had a fever a cou-[illegible] days before the game," he said. "Our trainers got us [illegible] meds and I felt pretty good for the game today." [illegible] looked like it. Miami trailed 32-27 at halftime. In the [illegible] half, the score was McClinton 32, Saint Mary's 32. [illegible] scored 10 straight for Miami (23-10) early in the [illegible] half, part of a 25-5 run that gave the Hurricanes a [illegible] lead. When Saint Mary's (25-7) pulled within eight at [illegible], McClinton calmly sank an open three. Miami, who [illegible] predicted to be the ACC's worst team this season, now [illegible] won 8 of 11, part of a remarkable turnaround after a [illegible] record a season ago. The Hurricanes fell behind 9-2 [illegible] and both teams struggled with turnovers, but the [illegible] pushed their lead back to seven near the end of the [illegible] and appeared comfortable. They shouldn't have been. McClinton scored Miami's last four points of the half and [illegible] beginning to assert himself. Patty Mills, one of four [illegible] on the Saint Mary's roster from Australia, made [illegible] shots from long distance in the first half and six for [illegible] game to finish with 24 points.

ST. MARY'S		FG	3FG	FT	REB	F	TP	A	TO	B	S	MIN
[illegible] O'Leary	f	1-6	0-1	2-4	6	0	4	2	1	0	0	28
[illegible] Simpson	f	3-10	0-2	1-4	12	4	7	2	5	3	0	35
[illegible] Samhan	c	3-5	0-0	2-4	5	4	8	2	1	1	1	27
[illegible] Mills	g	8-21	6-14	2-2	2	3	24	5	2	0	1	40
[illegible] Golden	g	2-4	2-4	2-4	2	2	8	1	1	0	0	28
[illegible] Hughes		3-5	0-1	0-0	0	3	6	0	2	0	1	11
[illegible] Smith, Y.		1-3	0-0	2-3	2	3	4	0	1	0	0	17
[illegible] Smith, T.		1-4	0-0	1-2	1	1	3	2	1	0	0	11
[illegible] McConnell		0-1	0-1	0-0	0	0	0	1	0	0	0	3
TEAM					3							
Totals		22-59	8-23	12-23	33	20	64	15	14	4	3	200

	FGs	3FGs	FTs
First Half	.407	.455	.556
Second Half	.344	.250	.500
Game	.373	.348	.522

MIAMI		FG	3FG	FT	REB	F	TP	A	TO	B	S	MIN
21 Collins	f	1-5	0-0	0-2	9	2	2	0	1	0	0	16
50 King	c	3-8	0-0	1-3	6	3	7	2	2	2	0	24
01 Hurdle	g	2-8	1-3	2-2	3	2	7	3	5	0	1	26
23 Dews	g	4-7	1-2	0-0	3	3	9	1	0	0	1	29
33 McClinton	g	12-19	3-6	11-11	4	0	38	3	1	0	0	37
00 Graham		4-6	0-0	1-1	7	3	9	0	3	2	1	23
05 Rios		0-2	0-1	0-0	0	0	0	1	3	0	0	7
[illegible] Glover		0-0	0-0	0-0	0	0	0	0	0	0	0	0+
[illegible] Hass		0-0	0-0	0-0	0	0	0	0	0	0	0	1
[illegible] Stratton		0-0	0-0	0-0	0	0	0	0	0	0	0	0+
32 Asbury		2-5	0-1	2-2	5	3	6	3	1	0	0	21
42 Hicks		0-3	0-0	0-0	6	4	0	1	0	0	1	16
TEAM					4							
Totals		28-63	5-13	17-21	47	20	78	14	16	4	4	200

	FGs	3FGs	FTs
First Half	.387	.000	.750
Second Half	.500	.714	.824
Game	.444	.385	.810

Officials: Ted Hillary, Rick Hartzell, Brent Meaux
Technical fouls: St. Mary's-None. Miami-None.
Attendance: 16,060

Score by Periods	1st	2nd	Total
St. Mary's	32	32	64
Miami	27	51	78

GAME 34 — Mar. 23, 2008

NO. 7/7 TEXAS 75
MIAMI 72

NCAA Tournament (Second Round)
Alltel Arena—North Little Rock, Ark.

After 35 minutes of smooth shooting, poised ball-handling and a quiet crowd of Longhorn-haters in Arkansas, Texas nearly let its entire season slip away. A.J. Abrams made two free throws with 9.5 seconds remaining, giving the second-seeded Longhorns just enough margin to hold off seventh-seeded Miami, 75-72, in the second round of the South Regional. Texas led by as many as 17 and was ahead 66-50 with 4:15 remaining before a dramatic rally by the Hurricanes. Texas (30-6) led 74-69 after Abrams' final free throws, but the Longhorns weren't quite safe yet. Miami's Raymond Hicks made consecutive three-pointers, and D.J. Augustin then shot an air ball on his first of two free throws with 1.8 seconds to play. Augustin made his second free throw at the end, and Miami's long pass was broken up. Abrams scored 26 points on six 3-pointers for the second consecutive game. The Longhorns went 13-of-26 from 3-point range, including 9-for-16 in the first half. They nearly made up for that by going 12-of-21 on free throws. Miami coach Frank Haith was an assistant at Texas for three years under Rick Barnes before taking over the Hurricanes in 2004. He and Barnes shared a hug and chatted briefly near the Miami bench about 15 minutes before the opening tip. Barnes has Texas in the round of 16 for the fifth time in seven years, and the Longhorns have tied the school record for wins set two seasons ago. But it didn't come easy. "Let's give Miami a lot of credit for a lot of heart, a lot of grit, a lot of determination, the way they fought," Barnes said. "I knew that would happen because you all know my relationship with Frank and I know what he's all about and his team." Abrams, who Haith recruited while at Texas, hit a second 3-pointer to give Texas an early 19-8 lead. Texas led by as many as 14 in the first half and was ahead 43-32 at intermission. Abrams scored his team's final eight points of the half. Jack McClinton scored 18 points for Miami, including a 3-pointer late in the second half to cut the lead to 10, then dove to knock a pass off a Texas player out of bounds with 2:22 to play. McClinton sank a couple free throws to make it 68-60, the first time all half Miami was within single digits. He then made two more from the line after drawing a foul driving to the basket. Down six, Miami (23-11) had the ball, but Lance Hurdle tossed up a wild shot and Texas' Connor Atchley ended up with the ball. Still, the Longhorns couldn't put the game away from the free throw line. A three by Texas-native Hicks with 11.9 seconds to play made it 72-69, but Texas was able to get the ball to Abrams, who made all six of his free throw attempts. Miami fell a win short of equaling its school record for a season. The Hurricanes went 12-20 in 2006-07 but bounced back this season, reaching the second round of the NCAA Tournament for only the third time.

MIAMI		FG	3FG	FT	REB	F	TP	A	TO	B	S	MIN
21 Collins	f	1-3	0-0	4-6	6	0	6	1	0	0	0	15
50 King	c	4-6	0-0	0-0	6	3	8	2	1	0	1	27
01 Hurdle	g	3-12	0-1	5-6	1	2	11	1	0	0	0	30
23 Dews	g	3-7	2-6	0-0	3	2	8	3	2	0	2	36
33 McClinton	g	5-14	4-10	4-4	3	4	18	0	1	0	0	37
00 Graham		1-3	0-0	4-4	3	4	6	0	3	3	1	20
05 Rios		1-2	1-2	0-0	1	1	3	3	0	0	0	10
32 Asbury		0-2	0-0	2-2	1	0	2	0	1	0	0	7
42 Hicks		4-6	2-3	0-0	4	3	10	0	1	0	0	18
TEAM					3							
Totals		22-55	9-22	19-22	30	19	72	10	9	3	4	200

	FGs	3FGs	FTs
First Half	.355	.273	.875
Second Half	.458	.545	.857
Game	.400	.409	.864

TEXAS		FG	3FG	FT	REB	F	TP	A	TO	B	S	MIN
05 James	f	6-12	3-5	1-4	16	3	16	1	3	3	0	38
32 Atchley	f	6-11	2-5	1-2	5	4	15	1	2	3	0	33
03 Abrams	g	7-13	6-10	6-6	4	0	26	1	1	0	0	40
14 Augustin	g	4-14	1-5	3-5	3	3	12	8	3	0	3	40
24 Mason	g	1-1	1-1	1-4	2	4	4	6	1	1	0	28
01 Johnson		0-1	0-0	0-0	0	2	0	0	0	0	0	6
15 Wangmene		0-2	0-0	0-0	3	1	0	0	1	0	0	7
34 Pittman		1-3	0-0	0-0	6	2	2	0	2	0	0	8
TEAM					2							
Totals		25-57	13-26	12-21	41	19	75	17	13	7	3	200

	FGs	3FGs	FTs
First Half	.500	.563	.000
Second Half	.348	.400	.571
Game	.439	.500	.571

Officials: Mike Kitts, Joe Lindsey, Patrick Adams
Technical fouls: Texas-None. Miami-None.
Attendance: 16,060

Score by Periods	1st	2nd	Total
Miami	32	40	72
No. 7/7 Texas	43	32	75



JACK McCLINTON

NIKEBASKETBALL.COM

FIVE MUST SUMMON IT.
AND WHEN IT'S TASTED ENOUGH
BLOOD, SWEAT AND TRUST,
IT AWAKENS.

TOGETHER YOU MAKE THE
BEAUTIFUL MONSTER



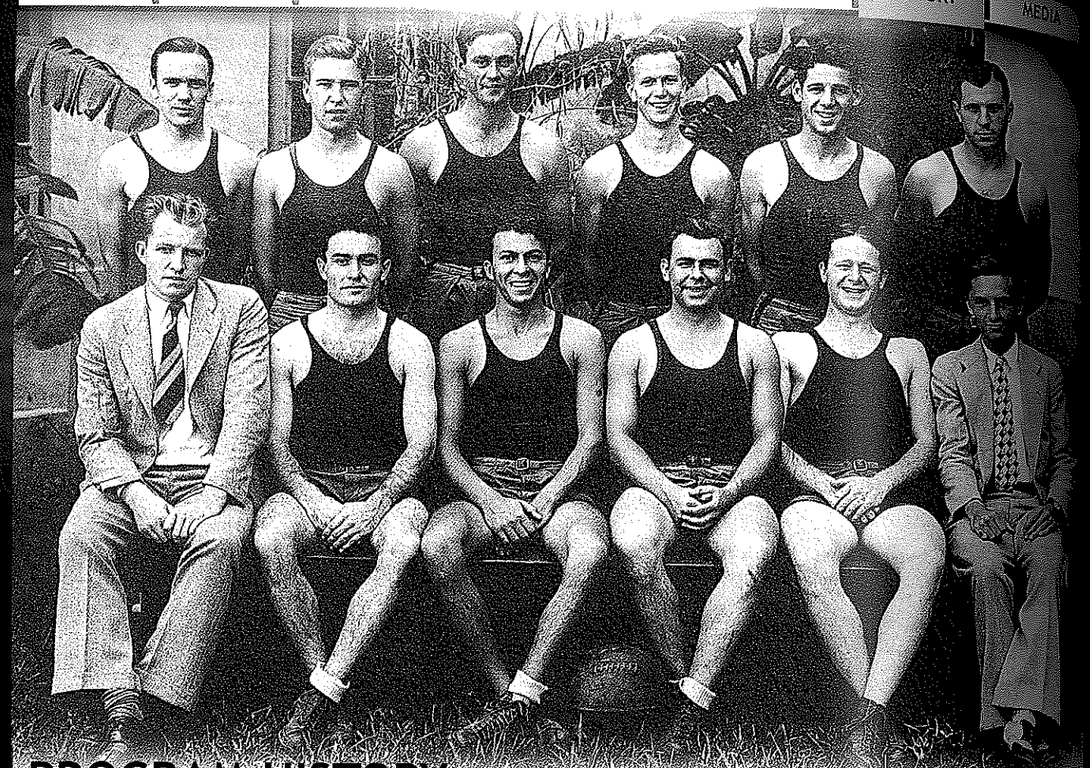

PROGRAM HISTORY

The **1928-29 MIAMI HURRICANES** posted a 13-8 overall record.

It lay silent for 14 years. Collecting dust and going unnoticed, the Miami basketball program was the Rip van Winkle of college basketball from 1971 to 1985. But Hurricane Basketball returned, and in a big way.

Since 1985 the Miami program has undergone such dramatic and frequent changes, it seemed that the Hurricanes were continually entering "a new era." First came the "Era of Miami Basketball," itself. Then came the "Bill Foster Era," followed by the "Tito Horford Era," "The Leonard Hamilton Era," "The BIG EAST Era," and now the "Frank Haith/ACC Era."

With the entry into the Atlantic Coast Conference in 2004, the University of Miami entered the ranks of the most competitive and successful basketball conference in the nation.

The road to conference affiliation in the ACC was not an easy one for those who thirsted for basketball in this continually prospering part of the country. Moreover, the previous path traveled by Miami basketball players, coaches and fans was dotted by flashes of brilliance, color and sometimes disappointment.

Here is a capsule summary of the 79 years of Miami basketball that have intermittently played a part in the history of the athletic program at the University and its neighboring community.

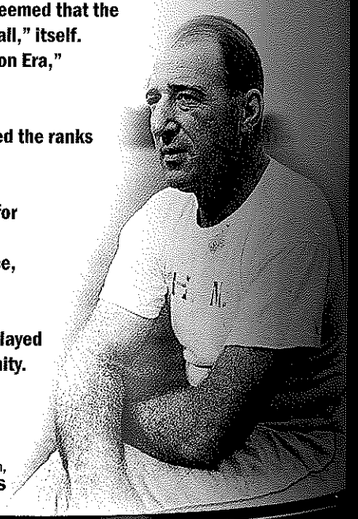

The Hurricanes returned to intercollegiate competition in the 1938-39 season, posting a 4-6 record under head coach **HART MORRIS**

1920S: MIAMI'S FIRST TIME

The Hurricanes fielded a freshman team in 1926-27, finishing 7-1 ...d Coach Art Webb.

...927-28, the first official varsity basketball team at the University ...mposted an 8-4 mark, knocking off Rollins, 51-15, in the opener.

1930S: A MISSING LINK

...Miami records list no official results from 1932 through 1938. ...ring that period of time, representatives from the school played local ...and church-sponsored teams under Coach Tom McCann.

...The Hurricanes returned to intercollegiate competition in the 1938-...season, posting a 4-6 record under Head Coach Hart Morris.

THE 1940S:WORLD WAR II STOPS PLAY

...Like many other institutions across the nation, Miami dropped inter-...giate basketball during the war years of 1942-1945.

...Morris returned as head coach along with the program in 1946 and ...the UM mentor until 1952 when Dave Wike took over for a two-year ...as the UM coach.

THE 1950S: UM'S GLORY YEARS

...In 1954, the University named Bruce Hale as its head basketball ...ach. The retired Air Force captain and former professional basketball ...yer held the UM head coaching post for 13 seasons, leading the ...ricane program through its glory years of intercollegiate basketball. ...fore the end of Hale's tenure in 1967, the Hurricanes won 220 games ...vhile losing 112 for a .663 winning percentage. Hale's first Miami team ...ished in a 9-11 record, but there were no other losing campaigns in the ...next 12 years. The streak of non-losing seasons extended through the ...1968-69 season — marking 14 consecutive campaigns of .500 basketball ...or better for UM.

...Hale's 1959-60 club was the first UM men's basketball team to ...dvance to the NCAA Tournament and finish the season ranked in the ...Associated Press Top 10. That 1959-60 edition ran its record to 23-3 before ...owing to Western Kentucky, 107-84, in the first round of the tournament.

...During that historic '59-60 NCAA Tournament year, junior guard Dick ...Hickox became the first UM basketball player to earn All-America recog-...nition. Hickox averaged 22.1 points per game during that season en route ...to becoming a second-team AP and UPI All-American.

THE 1960S: RICK BARRY'S ALL-AMERICAN YEARS

...The Dick Hickox-led Hurricanes of 1960-61 returned to postseason ...play—falling in the first round of the NIT to St. Louis, 58-56. The 1960-61 ...squad compiled a 20-7 record.

...In 1962-63, Miami advanced to the second round of the NIT before ...falling to Providence, 106-96. An opening round NIT victory over St. ...Francis (N.Y.), 71-70, marked the first Miami victory in postseason play.

...From 1962 through 1965, Miami recorded three consecutive 20-win seasons, rolling up a composite record of 65-16. The star of these Hurricane glory teams was a brilliant scorer named Rick Barry.



- In 1964-65, Barry became the Hurricanes' only consensus All-America selection. The 6-7, 200-pound native of Roselle Park, New Jersey led the nation in scoring with a 37.4 average in his senior season. He went on to become the only player in basketball history to win single-season scoring titles in the NCAA, ABA and NBA. He was inducted into the Basketball Hall of Fame in Springfield, Mass., in 1986.
- The 1964-65 Miami squad, led by Barry's scoring brilliance, established a new NCAA scoring record by averaging 98.4 points per game. The 'Canes, however, were not allowed to participate in the NCAA Tournament that year — after posting a 22-4 record — because of recruiting violations.
- Bruce Hale resigned after 1966-67 and assistant Ron Godfrey assumed the head coaching responsibilities.



RICK BARRY'S impressive scoring feats still rank supreme in the Miami record book. He was UM's first Consensus All-American in 1965.

THE 1970S: FIRST ERA ENDS

- Don Curnutt closed out his Miami basketball career in 1970 as the Hurricanes' third player to receive All-America recognition.
- February 27, 1971 — The last victory by a University of Miami men's basketball team for 14 years came in the second-to-last game of the season, a 100-94 triumph against Florida State at home in the Dinner Key Auditorium. The 'Canes shot a season-high 62.5 percent from the floor and all five Miami starters scored in double figures.
- March 1, 1971 — After posting a four-year record of 47-56 at Miami, Ron Godfrey resigned his post as head basketball coach, effective following Miami's final game of the season against nationally-ranked Jacksonville.
- March 2, 1971 — The last game played by a University of Miami men's team until 1985 took place at the Dinner Key Auditorium where one of the largest UM home crowds in years turned out to see the Hurricanes host nationally-ranked Jacksonville. The Dolphins handed Miami a 94-75 loss that remained as UM's last contest for the next 14 years.
- April 22, 1971 — The University of Miami Board of Trustees voted to drop the sport "temporarily until such time as a permanent field house can be constructed on the main campus." Sagging attendance figures and serious financial losses were also believed to contribute to the discontinuation of basketball at UM.



A second-team All-American, **DON CURNUTT** saw his collegiate career come to an end in 1970, while the first era of Miami basketball came to a close just one year later.

DICK HICKOX was UM's first All-American in 1960. He led the Hurricanes to a 23-3 record, their first NCAA Tournament and their first final regular-season Associated Press Top 10 ranking.





1985-86 MIAMI HURRICANES Front (L to R): Manager Kevin Nord, Kevin Freeze, Terrell Roberson, Joel Warren, Robert Selby, Darrell Glenn, Brian Heller, Bryan Hughes. Back: Eric Brown, Terance Hare, Mike Noblet, Tim Harvey, Mark Richardson, Robert Schneckenberg, Tim Dawson, Dennis Burns

1983: UM COMMITS TO REBUILD

• July 15, 1983 — Sam Jankovich was named athletic director at the University of Miami. Coming to UM after a successful stint as the athletic director at Washington State, Jankovich immediately announced that the resurrection of men's basketball at Miami would be his primary priority in the early months of his tenure, enabling UM to have "one of the nation's most complete and visible overall programs in the country."

• October 12, 1983 — The University of Miami Board of Trustees unanimously voted to reinstate men's basketball at the University of Miami. The Board made the decision after reviewing a report submitted by newly hired Athletic Director Sam Jankovich, which stated that men's basketball can be a revenue-producing venture. Moreover, nearly $500,000 had already been raised in support of bringing basketball back to the University. It was also announced that the Hurricanes would be ready to compete on the Division I level in the 1985-86 season, and the downtown James L. Knight Center was home for the reborn program.

"This is an exciting day for the University and for the athletic program," UM President Edward T. Foote II said. "And we are keeping in mind the priorities of academics first and athletics second ... we are pleased that the changes in the economics of intercollegiate basketball allow the University to resurrect one of the country's most popular sports. We look forward to welcoming these Hurricanes home again."

1984: FOSTER HIRED AS COACH

• March 21, 1984 — Bill Foster, a 47-year-old native of Hemingway, S.C., was named the seventh men's basketball coach at the University of Miami. Foster came to Miami after 19 years as a head coach at Shorter College, Charlotte and Clemson. Foster also announced that Clint Bryant, a long-time assistant at Clemson, would also join the Miami staff.

• April 9, 1984 — Foster announced the hiring of a second assistant coach, Seth Greenberg, who was serving as an assistant coach to Terry Holland at Virginia.

• April 16, 1984 — Tim Harvey, a 6-10, 240-pound center, became the first basketball player to commit to the University of Miami in over 14 years. The Plainfield, N.J., native announced that he would transfer to Miami after spending two seasons in the Georgia Tech program.

• July 1, 1984 — A third assistant coach was hired to complete the basketball staff. Miami native Cesar Odio returned home after serving as an assistant coach at his alma mater, Florida Southern.

• October 11, 1984 — Nearly one full year after the announcement that basketball would return to the University, Athletic Director Sam Jankovich announced that a million dollar-plus practice facility would be constructed on the Coral Gables campus. The new all purpose structure — located between the Hecht Athletic Center and the Greentree Track would be funded through a gift from the James L. Knight Charitable Trust.

• The first phase of the 1985-86 basketball schedule was also announced on this day, and the line-up included such perennial powers as North Carolina, Georgia, Notre Dame, Marquette and Dayton.

• October 15, 1984 — The first men's basketball practice session more than 12 years was held on the patio in the center of campus. More than 200 members of the student body participated.

1985: WITH EVERYTHING IN PLACE, MIAMI TIPS OFF AGAIN

• April 25, 1985 — Foster announced that UM's 1985-86 basketball roster would include nine freshmen, one sophomore and one junior as the spring signing period ends for NCAA basketball.

• August 16, 1985 — Athletic Director Sam Jankovich announced that the 1985-86 basketball schedule had been completed and that network television coverage of the Hurricane program would include two games on CBS (Arizona) and ESPN (Notre Dame).

• Jankovich also announced the completion of a local television schedule (on WBFS-Channel 33) that would bring all nine UM road games back to Miami by way of live local broadcasts. Channel 33 would also carry select home games in the Knight Center.

• WIOD Radio, the radio voice of UM football and baseball would also carry all Hurricane basketball games with veteran Hurricane announcer Sonny Hirsch at the microphone.

• October 15, 1985 — Basketball practice officially begins at the University of Miami in the Knight Sports Complex.

• November 12, 1985 — The Knight Sports Complex was dedicated at a gala banquet that was held on the basketball courts of the new structure. CBS basketball analyst Billy Packer served as the evening's guest speaker for an event which welcomed more than 500 guests to the on-campus home of Hurricane basketball. The facility served as the practice home to the men's and women's basketball programs, while also housing the men's basketball coaching staff offices. In addition, the Knight Sports Complex enabled the athletic program to more than double the size of the existing strength room, while also providing meeting rooms and lecture rooms for all of Miami's student-athletes.

• November 22, 1985 — The brand new era of Hurricane basketball was ushered in by a young UM squad which defeated The Citadel, 85-77, in front of a sellout crowd of 4,984 at the Knight Center. Dennis Burns (24 points), Kevin Presto (22) and Eric Brown (21) combined to lead the Miami offense, while Bryan Hughes enjoyed the distinction of scoring Miami's first point in 14 years (a free throw with 18:34 remaining in the first half).

• November 30, 1985 — Miami stuns 1985 NCAA Tourney participant Georgia with a thrilling 81-78 victory to capture the first AMI Classic Championship at the James L. Knight Center.



DENNIS BURNS thrilled fans on opening night with five dunks en route to 24 points in UM's 85-77 win over The Citadel.

OF THE 1980S: MOVES FORWARD, UPSETS TOP 20 TEAMS

March 5, 1986 — An 84-62 loss to Marquette in Milwaukee closed Hurricanes' first season since 1970-71. Miami finished the year with a 14 record, giving Bill Foster his 19th non-losing record in 20 years as a ollegiate head coach.

The 1986-87 season — Though still considered "America's Youngest am," Miami compiled a 15-16 slate — recording upset victories against Marquette, Stanford and Florida State, while losing by only four points to future BIG EAST foe Providence — a team that advanced to the NCAA inal Four.

The 1987-88 season — Thrilling victories against Providence and Virginia Commonwealth propelled the 'Canes to continued improvement with a 17-14 record. Following the season, center Tito Horford announced his intention to enter the NBA Draft without completing his final two seasons of eligibility. Miami was left with anything but a depleted roster as 10 lettermen, including eight seniors, returned for UM's fourth season.

April 12, 1988 — Athletic Director Sam Jankovich announces plans to move Hurricane Basketball to the new $56 million Miami Arena. Also home to the NBA's Miami Heat, the state-of-the-art basketball facility signified a new era in the rise of basketball in South Florida.

December 10, 1988 — A crowd of 6,654 watch the Hurricanes run neck-and-neck for 40 minutes with ACC powerhouse Duke. Blue Devil Danny Ferry needs a superhuman performance to stop the 'Canes as he connects on 23 of 26 shots en route to 58 points. Ferry later calls Miami "a definite Top 40 team."

January 12, 1989 — Joel Warren's free throw, his only point of the evening, with two seconds remaining clinches Miami's first victory over a Top 20 team as the 'Canes upset defending national champion and No. 16-ranked Kansas, 87-86, at the Miami Arena.

March 6, 1989 — The Hurricanes post an 89-82 win against FIU in the first annual Carnival Miami Cup. The win leaves Miami with a 19-12 slate, good enough for the best record in 24 years and 10 seasons at Miami. Eric Brown ends his brilliant Miami career with 2,270 career points, just 28 behind of All-America Rick Barry's Hurricane record of 2,298.

December 6, 1989 — Miami hands an 87-82 loss to eventual NCAA tournament participant Dayton as a Hurricane squad that includes six freshmen and no seniors jumps out with three consecutive wins to start the season.

1990: HAMILTON HIRED, UM JOINS THE BIG EAST

January 18, 1990 — Nearly 5,000 fans turn out to watch one of the most exciting Hurricane games ever as Miami edges Florida State in double overtime, 101-97.

February 19, 1990 — Miami storms back to post a 62-59 victory against Florida, ending the Gators 11-game win streak against the 'Canes that began during the 1964-65 season.

March 6, 1990 — The Hurricanes send Head Coach Bill Foster out on a winning note as one of the most successful and respected collegiate coaches in the nation leaves Miami following an 83-55 win against FIU. Foster's six-year rebuilding record at Miami stands at 78-71 (.523), while his overall career mark stood at 431-247 (.636) in 24 seasons.

April 2, 1990 — UM Athletic Director Sam Jankovich ends a national search for a new coach that spanned an entire season with the hiring of Leonard Hamilton from Oklahoma State. "After meeting with Leonard Hamilton for just five minutes," said Jankovich, "with that smile and that enthusiasm, there was no question who I wanted as coach of the University of Miami."

October 10, 1990 — On the combined recommendation of President Edward T. Foote and Athletic Director Sam Jankovich, the University's Board of Trustees unanimously votes to accept an invitation to become the 12th member of the BIG EAST Conference. The Hurricane Basketball program will begin BIG EAST play in the 1991-92 season.



CONSTANTIN POPA takes the opening tip as Miami officially enters the Big East with a game versus UConn at Gampel Pavillion on January 2, 1992.

• December 28, 1990 — The Hurricanes rebound from back-to-back double overtime defeats to upset No. 28 Mississippi State, 74-67, in the consolation contest of the Eastern Airlines Palm Beach Classic. Joe Wylie is voted to the all-tournament squad after breaking seven tourney records including total points with 60 in the two games.

• January 3, 1991 — Joe Wylie becomes the 17th player in UM basketball history to score 1,000 career points. Wylie would later go on to finish his UM career ranked No. 8 for both scoring and rebounding in the UM record books.

• March 6, 1991 — Leonard Hamilton's inaugural season ends with a 9-19 record. However, there were large doses of success throughout the year as the 'Canes were victorious in six of their final nine contests and finished ranked No. 128 in the USA Today computer rankings — Miami's highest finish since the rebirth of the program (including 1988-89 when the 'Canes produced a 19-12 record).

• April 10, 1991 — Leonard Hamilton's first recruiting class is completed with the signing of Ochiel Swaby of Miami, the nation's leading high school scorer with 47.1 points per game. Along with Hamilton's three signees in the Fall of 1990 — Michael Gardner of Fredericksburg, Va., Pat Lawrence of St. Petersburg and 7'3" Constantin Popa of Bucharest, Romania — the freshmen class for the 1991-92 season was ranked in the Top 25.

• January 2, 1992 — Miami tips off in its inaugural BIG EAST contest at UConn's Gampel Pavilion. It is a baptism by fire for the young Hurricanes as the game at UConn is the first of four consecutive conference games in 10 days for Miami.

• January 14, 1992 — In the first home conference game in UM history, the Hurricanes shock the nation with a stunning 45-42 upset of perennial BIG EAST power St. John's. The UM victory would ultimately cost the Redmen the outright conference championship as they completed the regular season in a tie with Georgetown and Seton Hall.

• March 12, 1992 — Miami turns the Big Apple upside down with a convincing 83-71 victory against Pittsburgh in the BIG EAST Tournament at Madison Square Garden. The Panthers had beaten Miami in the two regular-season contests by a total of 52 points, but Jerome Scott (30 points) and Trevor Burton (25 points) led a spirited Miami squad past Pitt and into the second round of the conference showcase. Earning the respect of the league and nation, Miami led Georgetown, 34-33, at the half of their quarterfinal contest before dropping a 77-64 decision to the Hoyas. The 1-1 performance in New York ended the Hurricanes' 1991-92 campaign at 8-24. For his individual performance, Jerome Scott is honored as a member of the BIG EAST All-Tournament Team.

• April 28, 1992 — Head Coach Leonard Hamilton takes another giant step in the development of Miami basketball with the completion of his second recruiting class. Six prep standouts, including Steven Edwards of Miami Senior High School, make up the new Hurricane class which is ranked No. 4 in the nation.

• January 2, 1993 — For the second consecutive season, Miami opens its home BIG EAST schedule with a victory as the Hurricanes upset No. 10 Georgetown, 80-69. The resounding victory marks the highest-ranked team the 'Canes have defeated since the rebirth of the program.

• March 6, 1993 — Miami finishes the regular-season campaign with a thrilling 77-76 win over Villanova at Miami Arena. The victory gives Miami a 7-2 record in home BIG EAST games and an increase of six victories over the Hurricanes' first season in conference play (1-17 to 7-11) to mark the third-largest jump in the win column in BIG EAST history.

1995: UM ENJOYS A BANNER YEAR

• January 11, 1995 — Once again, St. John's is the victim as the Hurricanes enjoy a BIG EAST first. Miami stuns the Red Storm, 82-79, in a nationally televised game on ESPN to record its first BIG EAST road victory. Freshman Kevin Norris led the way with a 21-point, eight-rebound performance which earned him BIG EAST Rookie of the Week honors.

• February 4, 1995 — The Hurricanes prove they are one of the most improved teams in the nation with an impressive 67-61 win against 13th-ranked Georgetown in Miami Arena. The victory is Miami's first against a nationally-ranked opponent since an 82-77 win over 25th-ranked St. John's in February of 1993.

• February 11, 1995 — Steven Edwards buries a three-point field goal, the 171st trey of his career, just 39 seconds into the second half against Providence to become UM's all-time leader in three-point field goals made. UM defeats the Friars, 69-63, to earn its first BIG EAST Conference regular-season series sweep and in the process present Coach Leonard Hamilton his 100th career victory.

• February 25, 1995 — UM comes back from five points down in the final minute to force overtime before eventually defeating Boston College, 77-71, at Conte Forum. The victory is UM's first BIG EAST overtime win.

• February 28, 1995 — For the second consecutive game, the Hurricanes overcome a five-point deficit in the final minute of regulation and record an overtime victory. The 76-68 win over Pittsburgh is the Hurricanes' ninth league victory of the season and assures them of their first .500 league season and puts UM over the .500 mark (9-8) for the first time in BIG EAST play. The win also assures Miami of at least a .500 overall season for the first time since the 1988-89 campaign.

• March 4, 1995 — A record UM crowd of 11,263 pours into Miami Arena to watch the Hurricanes take on fourth-ranked Connecticut in the regular-season finale. In the contest, Steven Edwards becomes the 20th player in UM history to top the 1,000-point plateau. Miami, which lost a tough 75-67 decision, finished the season with a 9-9 record in BIG EAST play, establishing a new conference record for single-season improvement. Miami's nine-win conference increase tied Louisiana Tech for the best conference improvement in the nation. Miami made a habit out of winning close games in 1995. The Hurricanes went 9-1 in 1995 in BIG EAST games decided by six points or less or in overtime.

• March 6, 1995 — UM President Edward T. Foote II and Ryder System, Inc. Chairman, President and Chief Executive Officer M. Anthony Burns announce that Ryder System, Inc. has committed approximately $9 million to the development of The RYDER Center, an on-campus multipurpose facility which will serve as the future home of UM basketball.

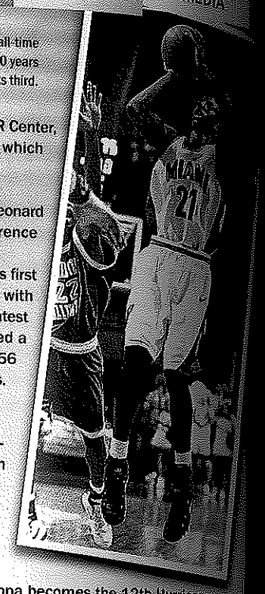

STEVEN EDWARDS was Miami's all-time leader in three-point field goals for 10 years and currently ranks third.

• March 9, 1995 — Head Coach Leonard Hamilton is named BIG EAST Conference Coach of the Year.

• March 15, 1995 — UM makes its first postseason appearance in 31 years with a National Invitation Tournament contest at Penn State. The Nittany Lions need a big second half rally to record a 62-56 victory and eliminate the Hurricanes.

• March 21, 1995 — Leonard Hamilton earns his second coach of the year honor as United Press International tabs Hamilton National Coach of the Year.

• March 27, 1995 — Leonard Hamilton is rewarded for rebuilding the Hurricane program and is given a new four-year contract.

• June 28, 1995 — Constantin Popa becomes the 12th Hurricane to be chosen in the NBA Draft as the Los Angeles Clippers select him in the second round with the 53rd overall pick.

THE MID 90S: UM MOVES FORWARD

• January 3, 1996 — The Hurricanes opened the New Year in style cruising to a 75-66 victory in Miami Arena against 11th-ranked Syracuse, the eventual NCAA Tournament runner-up. The 'Canes set a school BIG EAST record by connecting on 71.4 percent (20-28) of their field goal attempts in the second half. UM also set a school BIG EAST record for points in a half with 50 second-half points.

THANK YOU, FOUNDERS!

With deep appreciation, the University honors UM's Basketball Founders whose donations of $50,000 or more over four years helped provide the resources necessary to reinstate Hurricane Basketball after a 14-year absence. On October 12, 1983, the Board of Trustees unanimously voted to renew the sport at the University of Miami. Hurricane Hoops returned to action on November 12, 1985.

Channel 33 | Nicholas Crane | Robert J. Dickman | Drexel Investments - Harry T. Mangurian, Jr. and Steve Mehallis | David Fiesler (deceased) | Flagler Greyhound Track - Neal Amdur, Fred Havenick and Florence Hecht | Florida Packers - Paul DiMare | Paul Herald (deceased) | Hyatt Regency - Miami | Imperial Industries, Inc. - Eugence C. Ferri, Jr. (deceased) | Jerry's Caterers - Jerry Pendergast | Irving & Ruth Karp | Metropolitan Mortgage - Walter Palk (deceased) | The Miami Herald | Martin N. Schnell | James A. Smith | Sun Bank - Ted Hoepner | Terremark, Inc. - Manuel Medina | Monty Trainer | Universal Brands - Marvin P. Kimmel



THE FOUNDERS The University of Miami honored the Founders and their relatives at the Hurricanes game versus Boston College on February 11, 2004.
(L to R): Fred Havenick, Swanee DiMare, Paul DiMare, Eileen Herald, Tom Herald, Irving Karp, Arlene Schnell, Kenny Pitofsky, Jerry Pendergast, Nicole Walsh, Monty Trainer, former Athletic Director Paul Dee, Sebastian the Ibis.

…ruary 9, 1996 — The Hurricanes' game at Seton Hall was postponed …e Blizzard of '96. The postponement was the first since the rebirth …ogram in 1985. Four BIG EAST games were postponed due to the … Prior to those four contests only two games in the 17-year history of …EAST had been postponed and all were due to inclement weather.

…ebruary 10, 1996 — Steven Edwards became The BIG EAST …rance all-time leader in three-point field goals made in league play … when he connected on a trey with 5:39 left in UM's 62-58 loss to …ranked Boston College. Edwards finished his career with 178 three-…field goals in BIG EAST play.

…February 20, 1996 — Steve Rich turned in one of the greatest indi-…al performances in UM history, scoring a career-high 43 points and …owing 13 rebounds as the 'Canes rallied from a 12-point second-half …it to defeat St. John's, 96-91, in double overtime at the Miami Arena. …, who had 22 points in the second half, sent the game into overtime …h a six-foot jumper with 3.6 seconds left in regulation. Rich also sent …e game into double-overtime when he hit a free throw with 36 seconds …maining in the first extra session. He put UM ahead to stay with a pair of …e throws with 3:52 remaining in the second overtime.

…March 4, 1996 — Tim James became the second Hurricane in the past …ve years to earn a spot on The BIG EAST Conference All-Rookie team.

…March 7, 1996 — UM finishes the 1995-96 campaign with a 15-13 …ecord for the second straight season.

…January 11, 1997 — Kevin Norris hits two free throws with .8 seconds …maining to give Miami a 61-59 upset win against ninth-ranked Villanova. …e win was the Hurricanes first road win against a ranked opponent.

1997-98: MIAMI RETURNS TO NCAA TOURNAMENT

… November 21, 1997 — Miami defeats 17th-ranked Charlotte, 89-72 …Miami Arena, marking the highest ranked non-conference opponent the …Hurricanes have defeated since 1989.

… December 22, 1997 — UM improves to 9-0, tying the school record …r consecutive victories to open a season, with a 65-57 win at Memphis.

… December 27, 1997 — Kevin Norris recorded a team-high six assists …gainst Georgia Tech to move into first-place on UM's career assist list. …Norris passes Kevin Presto, who recorded 412 assists from 1985-89.

…January 6, 1998 — Miami knocks off No. 8 Connecticut, marking the …ighest-ranked opponent UM has defeated in Miami Arena.

…February 4, 1998 — Kevin Norris records one steal against …rovidence to move into first place on Miami's career steals list. Norris sur-…assed Jerome Scott, who recorded 187 steals from 1988-92.

…February 28, 1998 — Miami ends the regular season 18-8 following …70-66 win over 19th-ranked West Virginia at Miami Arena.

…March 3, 1998 — Tim James is named to the All-BIG EAST First Team, …becoming the first Hurricane to be named first-team all-conference.

…March 8, 1998 — Miami receives its first NCAA Tournament bid since …1990. The Hurricanes, seeded 11th in the South Region, will face sixth-…seeded UCLA at the Georgia Dome in Atlanta.

…March 13, 1998 — No. 19 UCLA defeats Miami, 65-62, in the open-…ing round of the NCAA Tournament. Miami sophomore Johnny Hemsley …comes off the bench to record a double-double of 13 points and 11 …rebounds and was named Chevrolet Player of the Game. The game was …aired nationally on CBS and was Miami's first national appearance on net-…work television since 1988.

1998-99: MIAMI'S BREAKTHROUGH SEASON

… December 27, 1998 — Miami defeats Ohio State, 72-64, at the HIP …Orange Bowl Basketball Classic. Ohio State goes on to reach 1999 NCAA …Final Four.

…January 6, 1999 — Miami defeats No. 10 St. John's, 84-79, at Miami …Arena marking the fifth consecutive season the Hurricanes have defeated …a ranked opponent at Miami Arena.



All-American **TIM JAMES** earned 1998-99 Big East co-Player of the Year honors.

• January 18, 1999 — Miami debuts at No. 25 in the Associated Press Top 25 College Basketball poll. The ranking marks the first for Miami by the Associated Press since 1960.

• January 20, 1999 — Miami plays No. 1 Connecticut in front of a school record crowd of 15,147 at Miami Arena. In one of the season's most dramatic games John Salmons' three-point attempt rolled in-and-out at the buzzer as UConn held on for a 70-68 overtime win.

• February 3, 1999 — Miami defeats No. 9 St. John's, 73-70, at Madison Square Garden.

• February 8, 1999 — Miami knocks off No. 18 Syracuse, 76-63, marking the Hurricanes first win ever in the Carrier Dome.

• February 20, 1999 — Miami defeats No. 2 Connecticut, 73-71, snapping the Huskies 16-game win streak at Gampel Pavilion. With the win Miami becomes the first team in BIG EAST history to defeat Georgetown, St. John's, Syracuse and Connecticut on the road in the same season.



• February 23, 1999 — Miami defeats Pittsburgh, 85-52, at Miami Arena improving UM's record to 20-5 on the season. The 20-win season is the first for Miami since 1964-65.

• March 1, 1999 — Miami moves up to ninth in the AP poll, marking the Hurricanes' first top-10 ranking since March 1, 1960.

• March 1, 1999 — Tim James and Johnny Hemsley are both named to the All-BIG EAST First Team.

• March 2, 1999 — Tim James is named BIG EAST Co-Player of the Year with Connecticut's Richard Hamilton, Johnny Hemsley is named the BIG EAST Most Improved Player and Leonard Hamilton is named the BIG EAST Coach of the Year for the second time of his career.

• March 5, 1999 — Vernon Jennings hands out eight assists against St. John's and passes Michael Gardner into first place on UM's single season assist list.

• March 7, 1999 — Miami receives its second consecutive NCAA Tournament bid. The Hurricanes are seeded No. 2 in the East Region marking the highest seed in school history.

• March 8, 1999 — Tim James is named to the All-America Third Team by the Associated Press becoming the fourth Hurricane in school history and first player since the rebirth of the program to earn All-America honors.

• March 12, 1999 — Miami defeats Lafayette College, 75-54, in its opening round game at the FleetCenter in Boston, Mass. The win marks the first NCAA Tournament victory in school history and ties the school record for wins in a season (23). Junior forward Johnny Hemsley sets a school record and tied the East Regional record connecting on nine three-pointers.



Miami advanced to the **SWEET SIXTEEN** for the first time in 2000.

• March 14, 1999 — Miami's NCAA Tournament run ends with a 73-63 loss to Purdue.

• March 16, 1999 — Tim James is named to the All-America Third Team by the National Association of Basketball Coaches.

• June 30, 1999 — Tim James is selected by the Miami Heat with the 25th pick of first round in the 1999 NBA Draft in Washington, DC. James is the first Hurricane to be drafted since 1995 and the first Hurricane to be selected in the first round since 1965.

1999-2000: HURRICANES BECOME BEAST OF THE BIG EAST

• November 8, 1999 — Hurricanes debut at No. 25 in the preseason Associated Press poll marking the first preseason AP ranking in UM history.

• November 30, 1999 — Johnny Hemsley scores 19 points against Bethune-Cookman to become the 22nd player in UM history to record 1,000 career points.

• January 22, 2000 — Mario Bland scores 24 points against Boston College to become the 23rd player in UM history to record 1,000-career points.

• February 19, 2000 — UM defeats No. 18 Connecticut, 63-57, becoming the first school in BIG EAST history to win consecutive games at Gampel Pavilion in Storrs, Conn.

• February 29, 2000 — Vernon Jennings hands out 10 assists against Pittsburgh to break his own UM single-season assists record. Jennings would end the season with 218 assists.

• March 5, 2000 — Miami defeats No. 18 St. John's, 74-70, in overtime to capture the BIG EAST regular-season championship. The win also marks UM's second-straight 20-win season.

• March 6, 2000 — Miami returns to the Associated Press poll with a No. 23 national ranking.

• March 7, 2000 — Johnny Hemsley is named to the All-BIG EAST Second Team while Mario Bland earns third-team honors.

• March 10, 2000 — Vernon Jennings hands out eight assists against St. John's to move into first place on UM's career assists list. Jennings would end his career with 520 assists.



• March 12, 2000 — UM receives its third consecutive NCAA Tournament bid and is the No. 6 seed in the South Region.

• March 13, 2000 — UM returns to the USA Today/ESPN poll with a No. 25 ranking.

JOHN SALMONS celebrates after Miami defeats St. John's, 74-70 in overtime, to win the 1999-2000 Big East regular-season championship.

• March 19, 2000 — Miami defeats No. 18 Ohio State, 75-62, in the second round of the NCAA Tournament to advance to the Sweet 16 for the first time in school history. The win is UM's 23rd of the season, tying the school record for wins in a season.

• March 24, 2000 — Tulsa defeats Miami, 80-71, in the South Regional semifinal to end the Hurricanes' season. Miami finished with a 23-11 record.

• April 4, 2000 — Miami ends the season ranked 23rd by the Associated Press and No. 20 in the USA Today/ESPN poll.

• June 15, 2000 — Leonard Hamilton steps down as head coach to accept the head coaching job with the NBA's Washington Wizards.

• July 6, 2000 — After a nationwide search, Athletic Director Paul Beeston names Perry Clark, formerly of Tulane, as the ninth head basketball coach at the University of Miami.

THE PERRY CLARK ERA BEGINS

• November 18, 2000 — UM defeats Florida Atlantic, 76-59, marking head coach Perry Clark's first win at Miami. Darius Rice scores 26 points, establishing a UM freshman record for most points scored in a season opener.

• December 9, 2000 — Darius Rice scores a UM freshman record 35 points in the Hurricanes' 83-72 win over UCF.

• January 10, 2001 — Darius Rice establishes a UM freshman record with seven three-point baskets in an 85-74 loss at Virginia Tech. Rice scores 31 points becoming the first freshman in UM history to record two 30-point games in a season.

• January 20, 2001 — Miami defeats 15th-ranked Connecticut, 77-74, marking the seventh-straight season in which the Hurricanes have defeated a ranked opponent at Miami Arena.

• January 22, 2001 — Freshman Marcus Barnes is named BIG EAST Rookie of the Week after averaging 22 points in UM wins over Providence and Connecticut. Barnes becomes the first Hurricanes since Tim James in 1996 to earn Rookie of the Week honors.

• February 13, 2001 — Miami defeats its third-straight ranked opponent with a 68-57 win versus No. 10 Syracuse at the Carrier Dome.

• February 19, 2001 — Darius Rice earns BIG EAST Rookie of the Week honors after averaging 21 points per game in wins against Syracuse and Villanova.



VERNON JENNINGS dished out eight assists versus St. John's on March 10, 2000, to become Miami's all-time leader in career assists.

• February 28, 2001 — The Hurricanes defeat West Virginia, 73-66, at Miami Arena to clinch their seventh consecutive winning season. The win also marks head coach Perry Clark's 200th career victory.

• March 4, 2001 — John Salmons is named the BIG EAST Player of the Week after averaging 26.5 points and 10.0 rebounds in UM wins against West Virginia and Villanova.

• March 6, 2001 — John Salmons is named to the All-BIG EAST Third Team and Darius Rice is named to the BIG EAST All-Rookie Team by a vote of the league's coaches.

• March 11, 2001 — Miami receives a bid to the National Invitation Tournament. The postseason berth is the fifth straight for Miami and sixth in the last seven seasons.

• March 14, 2001 — The Hurricanes' season ends with a heartbreaking 60-58 loss at Auburn in the opening round of the NIT.

2001-02: MIAMI ENJOYS RECORD BREAKING SEASON

• November 20, 2001 — Miami defeats Clemson, 67-65, in the championship game of the Virgin Islands Paradise Jam. The tournament championship is the Hurricanes' first since the 1988 Eastern Airlines Palm Beach Classic. Senior John Salmons is named the tournament's MVP, while sophomore Darius Rice was named to the all-tournament team.

• December 3, 2001 — Junior James Jones ties the UM single-game record with eight blocked shots in a 77-59 win over Florida International.

• December 15, 2001 — Miami defeats No. 21 Indiana, 58-53, in the Wachovia Orange Bowl Basketball Classic. James Jones is named the game's MVP after recording 13 points, 13 rebounds and five blocks. Indiana would go on to reach the NCAA Tournament championship game.

• December 18, 2001 — Miami improves to 10-0 on the season, setting a school-record for consecutive wins to open a season following a 90-62 win against Florida A&M.

• December 22, 2001 — John Salmons scores 15 points in Miami's, 64-56, win over Charlotte to become the 24th player in UM history to surpass 1,000 career points.

• December 23, 2001 — John Salmons is named BIG EAST co-Player of the Week with St. John's Marcus Hatten after averaging 10.5 points, 8.0 rebounds, 10.0 assists, 3.5 steals and 3.0 blocks in wins against Florida A&M and Charlotte.

• December 24, 2001 — Miami debuts at No. 24 in the Associated Press poll and at No. 23 in the ESPN/USA Today Coaches poll.

• December 30, 2001 — Miami defeats St. Francis (Pa.), 71-48, concluding its non-conference season 13-0. The perfect non-conference record is the first in school-history.

• December 31, 2001 — John Salmons is named BIG EAST Player of the Week for the second-straight week after averaging 20.0 points, 4.0 rebounds, 4.5 assists and 2.0 steals in wins versus LSU and St. Francis (Pa.). Salmons joins former UM great Tim James as the only Hurricanes to win the award in back-to-back weeks.

• January 2, 2002 — Miami defeats No. 24 Georgetown, 79-71, tying the school-record for consecutive victories (14-0).

• January 19, 2002 — The Hurricanes rally from a 13-point second-half deficit to defeat Providence, 102-96, in overtime. The 13-point second-half comeback tied the UM BIG EAST record.

• January 28, 2002 — Darius Rice is named BIG EAST Player of the Week after recording 30 points and 10 rebounds in the Hurricanes win against Villanova.

• February 2, 2002 — Miami defeats No. 17 Connecticut, 68-66, marking the eight-straight season the Hurricanes have defeated a ranked team at home.

• February 4, 2002 — The Hurricanes reach a season-high national ranking of 12th by the Associated Press and 11th in the ESPN/USA Today poll.

• February 21, 2002 — James Jones is named to the Verizon Academic District III Basketball team.

• February 26, 2002 — Darius Rice scores 30 points to lead Miami to an 81-75 win at Providence. The win is the 22nd of the season marking the most single-season wins for the Hurricanes since joining the BIG EAST in 1991.

• February 28, 2002 — Darius Rice (first team) and John Salmons (second team) are National Association of Basketball Coaches All-District 6 selections.

• March 2, 2002 — Miami defeats Virginia Tech, 83-77, on Senior Day at Miami Arena. The Hurricanes tie the school single-season record for victories with their 23rd of the season.

• March 4, 2002 — John Salmons and Darius Rice are named to the All-BIG EAST Second Team while James Jones earns third team honors.

• March 5, 2002 — John Salmons receives the first BIG EAST Sportsmanship Award.

• March 7, 2002 — The Hurricanes establish a new school-record for wins in a season (24) with an 84-76 overtime win over Georgetown in the quarterfinals of the BIG EAST Tournament.

• March 9, 2002 — Sophomore Marcus Barnes is named to the BIG EAST Championship All-Tournament Team after averaging 23.5 points in two tournament games.

• March 10, 2002 — Miami receives a bid to the NCAA Tournament. Miami is seeded 5th and will face 12th-seeded Missouri in Albuquerque, N.M.

• March 14, 2002 — Miami's season ends with a 93-80 loss to Missouri in the NCAA Tournament. The Hurricanes end the season with a 24-8 record marking the most wins in school history. The Hurricanes also set season records in three-point field goals (236), three-point field goal attempts (684) and blocked shots (190).

2002-03

• December 18, 2002 — James Jones scores 26 points against Arkansas-Pine Bluff to become the 25th player in UM history to surpass 1,000 career points.

• December 21, 2002 — Darius Rice scores 32 points against No. 13 Florida in the Wachovia Orange Bowl Basketball Classic to become the 26th player in UM history to surpass 1,000 career points.

• January 4, 2003 — Miami christens the $48 million Convocation Center with a thrilling, 64-61, overtime win against North Carolina.

• January 20, 2003 — Darius Rice scores a career-high 43 points, including a steal and three-point basket as time expires to knock off 11th-ranked Connecticut, 77-76, at the Convocation Center. The win marks the ninth consecutive season in which the Hurricanes have defeated a ranked opponent. The 43 points scored by Rice ties him for third on the all-time BIG EAST single-game scoring list.

• February 20, 2003 — James Jones is named Verizon Academic All-District II for the second-straight season.

• February 28, 2003 — Darius Rice is named to the All-District 6 First Team. Rice becomes the first Hurricane since Tim James (1998, 1999) to earn first team all-district honors in consecutive seasons.

• March 6, 2003 — James Jones is named to the Second Team Verizon Academic All-America.



JOHN SALMONS was the recipient of the 2001-02 Big East Sportsmanship Award.



DARIUS RICE scored 43 points, including a steal and three-pointer as time expired, to knock off No. 11 UConn, 77-76, on January 20, 2003.



The Hurricanes opened the **BANKUNITED CENTER** on January 4, 2003, with a 64-61 overtime victory versus North Carolina.



FRANK HAITH took over the head coaching duties at the University of Miami on April 12, 2004.

• March 10, 2003 — Darius Rice is named third-team All-BIG EAST by a vote of the league's coaches.
• June 26, 2003 — James Jones is selected in the second round of the NBA Draft by the Indiana Pacers.

2003-04: THE BIG EAST ERA ENDS, MIAMI JOINS THE ACC

• December 7, 2003 — Guillermo Diaz is named BIG EAST Rookie of the Week after averaging 17.0 points, 1.5 rebounds and 3.5 steals per game in victories against Stetson and Florida International.
• December 29, 2003 — Rob Hite is named BIG EAST Player of the Week after averaging 22.5 points, 6.0 rebounds and 2.0 steals per game in wins against North Carolina A&T and Florida Atlantic.
• January 17, 2004 — Rob Hite ties a UM single-game record for three-point field goal percentage going 5-5 from behind the arc against Virginia Tech.
• February 4, 2004 — Rob Hite ties a modern day Miami single-game record for free throw percentage connecting on 10-10 free throw attempts against Rutgers.
• February 7, 2004 — Darius Rice starts his 109th game as a Hurricane, setting a new UM record. Rice would end his career with 113 career starts at Miami.
• February 11, 2004 — Miami falls 74-72 in overtime to Boston College marking the fourth overtime loss of the season, setting a BIG EAST single-season record.
• February 19, 2004 — Darius Rice is named First Team All-District 6 by the NABC for the third-straight season. Rice is the first Hurricane to be named First Team All-District three times.
• March 6, 2004 — Darius Rice scored 16 points against West Virginia in his final game as a Hurricane to finish with 1,865 points, fourth most in UM history. Miami ends the season with a 14-16 record.
• March 8, 2004 — Darius Rice is named Second Team All-BIG EAST and Guillermo Diaz is named to the BIG EAST All-Rookie Team.
• March 26, 2004 — Perry Clark is dismissed from his head coaching duties at the University of Miami.
• April 12, 2004 — Frank Haith is named the University of Miami's 11th head men's basketball coach.
• July 1, 2004 — The University of Miami officially becomes a member of the Atlantic Coast Conference.



GUILLERMO DIAZ was a two-time All-ACC Second Team selection.

2004-05: THE ACC/FRANK HAITH ERA BEGINS

• November 20, 2004 — Miami defeats Wofford, 67-64, giving Frank Haith his first victory.
• November 29, 2004 — Anthony King records the first triple double in UM history with 11 points, 10 rebounds and an ACC-record 13 blocked shots against Florida Atlantic.
• December 4, 2004 — The Hurricanes knock off 19th-ranked Florida, 72-65, in Gainesville marking Miami's first win at Florida since January 10, 1963.
• December 13, 2004 — Rob Hite is named ACC Player of the Week becoming the first Hurricane to win the award.
• January 6, 2005 — Miami plays its first ACC game, falling 80-69 at Georgia Tech.
• January 9, 2005 — Miami records its first ACC win defeating NC State, 67-66, in front of a sellout crowd at the Convocation Center.
• January 12, 2005 — Guillermo Diaz is named ACC Player of the Week.
• January 12, 2005 — The Hurricanes record their first ACC road win with a 91-80 victory at Virginia.
• February 2, 2005 — Rob Hite scores 17 points against Virginia Tech to become the 27th player in UM history to record 1,000 career points.
• March 7, 2005 — Guillermo Diaz is named Second Team All-ACC. Robert Hite is named Honorable Mention All-ACC and Anthony King is named to the ACC All-Defensive Team.
• March 10, 2005 — Miami falls to Virginia, 66-65, in its first ACC Tournament game.
• March 13, 2005 — The Hurricanes receive a bid to the National Invitation Tournament.
• March 14, 2005 — Guillermo Diaz is named First Team NABC All-District 6 and Frank Haith is named NABC District 6 Coach of the Year. Haith is the first UM coach to earn District Coach of the Year honors.
• March 15, 2005 — Miami's inaugural season in the ACC ends with a 69-67 loss at South Carolina in the opening round of the NIT. South Carolina goes on to win the NIT title. Anthony King records three blocked shots against the Gamecocks, setting a UM single-season record (86).



ANTHONY KING set a UM single-season record with 86 blocked shots in 2004-05.



ROB HITE earned Third Team All-ACC honors in 2005-06.

2005-06

• November 16, 2005 — The University of Miami and BankUnited enter into a 10-year agreement which renames the Convocation Center the BankUnited Center.
• January 14, 2006 — Miami knocks off No. 20 North Carolina, 81-70, in Chapel Hill marking the Hurricanes' first win at the Dean Smith Center.
• February 23, 2006 — Guillermo Diaz and Rob Hite are both named First Team All-District 6 by the NABC marking the first time the Hurricanes have had two players on the first team in the same season.
• March 6, 2006 — Guillermo Diaz is named Second Team All-ACC while Rob Hite earns third team honors by a vote of the league's coaches.
• March 7, 2006 — Guillermo Diaz is named to the All-District IV First Team by the USBWA.
• March 9, 2006 — The Hurricanes win their first ACC Tournament game, overcoming a 12-point deficit over the final 12 minutes to defeat Clemson, 66-63, in Greensboro, N.C.
• March 15, 2006 — Miami defeats Oklahoma State, 62-59, in the opening round of the NIT at the BankUnited Center. It marks the first postseason game hosted by the Hurricanes.
• March 20, 2006 — UM records a 53-52 win at Creighton in the second round of the NIT marking Miami's first NIT road win.
• March 22, 2006 — The Hurricanes' season ends with a 71-65 defeat at Michigan in the NIT quarterfinals.
• June 28, 2006 — Guillermo Diaz is selected in the second round of the NBA Draft by the Los Angeles Clippers with the 52nd overall pick.

2006-07

• December 3, 2006 — In the 2006-07 ACC opener, the Hurricanes knock off 21st-ranked Georgia Tech, 90-82, at the BankUnited Center.
• December 4, 2006 — Sophomore Jack McClinton earns ACC Player of the Week honors, averaging 26.0 points, 2.0 assists and 1.5 rebounds in two games against Northwestern and Georgia Tech.
• January 10, 2007 — Miami downs No. 25 Maryland, 63-58, in College Park in front of a crowd of 17,950 Terrapin fans to improve to 2-0 versus conference foes.
• January 22, 2007 — Freshman Dwayne Collins becomes the first UM player to earn ACC Rookie of the Week honors after averaging 18.0 points and 8.5 rebounds against Boston College and Florida State.
• March 5, 2007 — Jack McClinton, who concluded the 2006-07 regular season ranked first in the ACC in three point percentage (.438), three-pointers made per game (2.93) and free throw percentage (.896), earns First Team All-ACC honors.
• March 8, 2007 — The Hurricanes upset fourth-seeded and 17th-ranked Maryland 67-62 in the first round of the 2007 ACC Tournament.

2007-08

• November 18, 2007 — The Hurricanes use a 64-58 win over Providence to improve to 4-0 and claim the inaugural O'Reilly Auto Parts Puerto Rico Tip-Off Championship title. Junior Jack McClinton was named to the all-tournament team and ESPN's Andy Katz tabs Miami the "Team of the Week".
• December 13, 2007 — The Hurricanes improve to 9-0 as Jack McClinton scores 29 points, including five three-pointers, to defeat Mississippi State, 64-58, snapping MSU's 23-straight December home win streak. With the Hurricanes trailing 56-51, the Baltimore, Md., junior knocked down three three-pointers and converted a pair of free throws in the final 3:22 to lead Miami to the comeback victory. For the game, McClinton hit 11-of-22 from the floor, 5-of-10 from three-point range and 2-of-2 from the line.

• December 17, 2007 — After nine-straight wins, including five away from the BankUnited Center, Miami jumps into the top 25 in a pair of national polls — ranked No. 22 in both the USA Today/ESPN Top 25 Coaches Poll and in the AP Top 25. It is the program's first ranking since a No. 21 showing in both polls during the week of Mar. 10, 2002. UM also tops three RPI polls with the nation's 18th-toughest schedule to date. Also, Jack McClinton earns ACC Player of the Week honors after his game-winning performance at Mississippi State.

• December 23, 2007 — Miami improves to 12-0 with a 95-64 win over North Carolina A&T. It marks the best start under fourth-year head coach Frank Haith and the program's second-best start ever.

• December 24, 2007 — Miami reaches a season-high No. 19 ranking in both the AP Top 25 and the USA Today/ESPN Top 25 Coaches Poll. It is the highest ranking since earning a No. 16 ranking by the ESPN/USA Today Poll on March 3, 2002, and No. 17 ranking by the Associated Press on Feb. 18, 2002, and is also the highest ranking for a Miami squad this early in the season.

• January 12, 2008 — Miami improves to 4-0 in ACC home openers, knocking off Georgia Tech, 78-68, at the BankUnited Center.

• February 20, 2008 — Sophomore Dwayne Collins scored a career-high 26 points (12-14 FGs, 2-3 FTs) to lead Miami to a 96-95 win over No. 4/5 Duke at the BankUnited Center — UM's first win over the Blue Devils in 45 years. The Hurricanes led by as many as 20 points in the second half and made six of eight free throws in the final 41 seconds to preserve the upset.

• February 25, 2008 — Dwayne Collins is named National Player of the Week by ESPN.com and Rivals.com after averaging 19.0 points and 16.5 rebounds per game, while shooting 72 percent from the field in wins over Duke and Maryland.

• March 1, 2008 — With a 95-93 win over Virginia, the Hurricanes earn their 20th win of the season for the 10th time in program history. Jack McClinton scored 34 points in the win, including a career-high seven three-pointers — tying the UM mark for the third-most three-pointers in a game.

• March 5, 2008 — With a 74-61 win over Boston College, the Hurricanes snap a 13-game skid versus the Eagles and set a new BankUnited Center record for home wins at 14-2. It also marks a program-best eighth win in the ACC.

• March 8, 2008 — Jack McClinton scores 22 points to become the 29th Hurricane to score 1,000 points and [illegible] it in his first two seasons.

• March 10, 2008 — Jack McClinton, who finished the season ranked first in the ACC in three point percentage [illegible] pointers per game (3.0) and free throw percentage (.908), is the first Hurricane named to the All-ACC First Team. He is also the [illegible] team pick to also earn All-ACC Academic Team honors.

• March 16, 2008 — Miami is seeded seventh in the NCAA tournament and will face 10th-seeded St. Mary's in Little Rock, Ark.

• March 21, 2008 — Jack McClinton scores a career-high 38 points, including 32 in the second half, to lead Miami past St. Mary's, 78-64, in NCAA first round play. Miami's 23rd win of the season ties for second-most wins in program history. McClinton's 38 points is the second-highest scoring total in the 2008 tournament.

• March 13, 2008 — Miami's season comes to a close with a 75-72 loss to second-seeded and seventh-ranked Texas in the NCAA's second round.



In 2007-08, **JACK McCLINTON** became the first Hurricane to earn First Team All-ACC honors. He scored a career-high 38 points in Miami's NCAA Tournament win over St. Mary's.



POSTSEASON RESULTS

TOURNAMENT RESULTS (4-6)

(EAST REGION)				
vs. Western Kentucky	L	107-84	Lexington, Ky.
(NO. 11 SEED — SOUTH REGION)				
vs. No. 6 UCLA	L	65-62	Atlanta, Ga.
(NO. 2 SEED — EAST REGION)				
vs. No. 15 Lafayette	W	75-54	Boston, Mass.
vs. No. 10 Purdue	L	73-63	Boston, Mass.
(NO. 6 SEED — SOUTH REGION)				
vs. No. 11 Arkansas	W	75-71	Nashville, Tenn.
vs. No. 3 Ohio State	W	75-62	Nashville, Tenn.
vs. No. 7 Tulsa	L	80-71	Austin, Texas
(NO. 5 SEED — WEST REGION)				
vs. No. 12 Missouri	L	93-80	Albuquerque, N.M.
(NO. 7 SEED — SOUTH REGION)				
vs. No. 10 St. Mary's	W	78-64	Little Rock, Ark.
vs. No. 2 Texas	L	75-72	Little Rock, Ark.

...gs in 1959-60

...RESULTS (3-8)

vs. St. Louis	L	58-56	New York, N.Y.
vs. St. Francis (NY)	W	71-70	New York, N.Y.
vs. Providence	L	106-96	New York, N.Y.
vs. St. Joseph's (PA)	L	86-76	New York, N.Y.
at Penn State	L	62-56	University Park, Pa.
at Michigan	L	76-63	Ann Arbor, Mich.
at Auburn	L	60-58	Auburn, Ala.
at South Carolina	L	69-67	Columbia, S.C.
Oklahoma State	W	62-59	Coral Gables, Fla.
at Creighton	W	53-52	Omaha, Neb.
at Michigan	L	71-65	Ann Arbor, Mich.

NCAA TOURNAMENT

NCAA Appearances	6
Overall Record	4-6
Sweet Sixteen Appearances	1

1959-60	First Round
1997-98	First Round
1998-99	Second Round
1999-2000	Sweet Sixteen
2001-02	First Round
2007-08	Second Round

NCAA BASKETBALL

NIT

NIT Appearances	8
Overall Record	3-8

1960-61	First Round
1962-63	Second Round
1963-64	First Round
1994-95	First Round
1996-97	First Round
2000-01	First Round
2004-05	First Round
2005-06	Quarterfinals



JIMMY GRAHAM



STEVEN EDWARDS

ACC TOURNAMENT HISTORY

ACC TOURNAMENT RECORD: 3-4

2004-05: MCI CENTER (WASHINGTON, DC)
First Round: No. 11 Virginia def. No. 6 Miami, 66-65

2005-06: GREENSBORO COLISEUM (GREENSBORO, N.C.)
First Round: No. 8 Miami def. No. 9 Clemson, 66-63
Quarterfinals: No. 4 Boston College def. No. 8 Miami, 80-76

2006-07: ST. PETE TIMES FORUM (TAMPA, FLA.)
First Round: No. 12 Miami def. No. 5 Maryland, 67-62
Quarterfinals: No. 4 Boston College def. No. 12 Miami, 74-71 (OT)

2007-08: CHARLOTTE BOBCATS ARENA (CHARLOTTE, NC)
First Round: No. 5 Miami def. No. 12 NC State, 63-50
Quarterfinals: No. 4 Virginia Tech def. No. 5 Miami, 63-49

ACC TOURNAMENT RECORD BY OPPONENT

Opponent	W	L
Boston College	0	2
Clemson	1	0
Maryland	1	0
NC State	1	0
Virginia	0	1
Virginia Tech	0	1

ACC TOURNAMENT RECORD BY SEED

Seed	W	L
No. 5	1	1
No. 6	0	1
No. 8	1	1
No. 12	1	1



JACK McCLINTON grabbed a UM ACC Tournament-best five steals versus NC State in 2008.



JAMES DEWS converted a UM ACC Tournament-best 8-8 free throws versus NC State in 2008.

MIAMI ACC TOURNAMENT RECORDS

POINTS
Guillermo Diaz vs. Clemson (3/9/06)

REBOUNDS
Anthony King vs. Virginia (3/10/05)

ASSISTS
Jack McClinton vs. Boston College (3/9/07)
Lance Hurdle vs. NC State (3/13/08)

BLOCKS
Jimmy Graham vs. Maryland (3/8/07)

STEALS
Jack McClinton vs. NC State (3/13/08)

FIELD GOALS
Guillermo Diaz vs. Clemson (3/9/06)

THREE-POINT FIELD GOALS
Jack McClinton vs. Boston College (3/9/07)

FREE THROWS
Anthony King vs. Duke (3/10/06)
Guillermo Diaz vs. Virginia (3/10/05)

FREE THROW ATTEMPTS
Anthony King vs. Duke (3/10/06)
Guillermo Diaz vs. Virginia (3/10/05)

FREE THROW PERCENTAGE
James Dews vs. NC State (3/13/08) 1.000 (8-8)

NCAA TOURNAMENT HISTORY

NAMENT RECORD: 4-6

RNAMENT RECORD BY OPPONENT

	W	L
	1	0
	0	1
	1	0
	0	1
	1	0
	0	1
	1	0
	0	1
	0	1
Kentucky	0	1

TOURNAMENT RECORD BY SEED

	W	L
	1	1
	0	1
	2	1
	1	1
	0	1



HEMSLEY
record nine
(9-12) in Miami's
Tournament win over
on March 12, 1999.



MARIO BLAND grabbed a UM NCAA Tournament-best 11 rebounds twice in postseason play.

MIAMI NCAA TOURNAMENT RECORDS

POINTS
Jack McClinton vs. St. Mary's (3/21/08) 38

REBOUNDS
Johnny Hemsley vs. UCLA (3/13/98) 11
Mario Bland vs. Purdue (3/14/99)
Mario Bland vs. Ohio State (3/19/00)

ASSISTS
Vernon Jennings vs. Lafayette (3/12/99) 8
Vernon Jennings vs. Arkansas (3/17/00)

BLOCKS
John Salmons vs. Lafayette (3/12/99) 3
Jimmy Graham vs. Texas (3/23/08)

STEALS
Kevin Norris vs. UCLA (3/13/98) 4
Johnny Hemsley vs. Lafayette (3/12/99)

FIELD GOALS
Jack McClinton vs. St. Mary's (3/21/08) 12

THREE-POINT FIELD GOALS
Johnny Hemsley vs. Lafayette (3/12/99) 9

FREE THROWS
Jack McClinton vs. St. Mary's (3/21/08) 11

FREE THROW ATTEMPTS
Darius Rice vs. Missouri (3/14/02) 11
Jack McClinton vs. St. Mary's (3/21/08)

FREE THROW PERCENTAGE
Jack McClinton vs. St. Mary's (3/21/08) 1.000 (11-11)

1960 NCAA Tournament stats unavailable

POSTSEASON TEAMS

1959-60

NCAA Tournament
Season Record: 23-4
Bruce Hale, Head Coach

12/1	Rollins	W	110-86
12/3	Jacksonville	W	106-98
12/5	Tampa	W	98-65
12/9	at Houston	W	72-63
12/10	at Centenary	L	77-84
12/12	at Loyola (N.O.)	W	86-70
12/14	Murray State	W	92-80
12/19	Florida	W	79-77
12/21	at Miami (Ohio)	W	83-78
12/28	vs. Brigham Young *	W	110-93
12/29	vs. Xavier *	W	87-69
1/2	South Carolina (OT)	W	107-106
1/7	at Iona	W	69-67
1/13	at Jacksonville	W (OT)	78-70
1/14	at Florida	W	70-65
1/16	at Florida State	W	93-91
1/23	Houston	L	79-88
1/29	Oklahoma City	W	97-84
2/2	at Rollins	W	90-79
2/3	at Tampa	W	74-73
2/4	at Stetson	W	94-86
2/6	at Florida Southern	W	88-71
2/11	Stetson	L	72-73
2/18	Florida Southern	W	121-85
2/22	Kentucky Wesleyan	W	104-95
2/27	Florida State	W	107-89
3/8	vs. Western Kentucky ^	L	84-107
Season Totals			2427-2192

* Hurricane Classic | ^ NCAA Tournament

NO.	PLAYER	POS.	YR.
11	Dave Landis	G	JR
12	Ron Godfrey	F	JR
13	Dick Hickox	G	JR
14	Dod Hammond	F	SO
15	Harry Manushaw	C	JR
20	Bruce Applegate	F	JR
22	Martin Snider	G	JR
23	Ken Allen	G	SO
24	Chris Stavreti	G	SO
25	Julie Cohen	G	SO
31	Jack Spisak	F	SO
32	Bruce Shapiro	G	SO

1960-61

National Invitation Tournament
Season Record: 20-7
Bruce Hale, Head Coach

12/1	at Rollins	W	80-62
12/3	Tampa	W	93-64
12/6	at Santa Clara	L	65-66
12/8	at San Francisco	W	68-56
12/10	at Brigham Young	L	80-112
12/15	Florida Southern	W	87-54
12/17	Florida	W	93-74
12/28	vs. Army *	W	82-75
12/29	vs. Holy Cross *	W	77-71
1/4	Miami (Ohio)	W (2OT)	102-100
1/7	at La Salle	L	74-88
1/11	at Florida	L	73-81
1/13	at Jacksonville	W (OT)	93-84
1/14	at Florida State	L	78-89
1/21	Houston	W	89-78
1/26	Centenary	W	86-74
1/30	Louisville	W	71-69
2/1	Rollins	W	103-75
2/3	at Stetson	W	91-84
2/4	at Florida Southern	W	92-80
2/11	Loyola (N.O.)	W	65-61
2/15	Stetson	W	91-84
2/18	at Tampa	W	108-99
2/20	Jacksonville	W	96-80
2/23	Morehead State	W	85-70
2/25	Florida State	W	75-73
3/16	vs. St. Louis ^	L	56-58
Season Totals:			2230-2036

* Hurricane Classic | ^ National Invitation Tournament

NO.	PLAYER	POS.	YR.
11	Carl Stavreti	G	SO
12	Ron Godfrey	F	SR
13	Dick Hickox	G	SR
14	Lee Woods	F	SO
15	Harry Manushaw	C	SR
20	Bruce Applegate	F	SR
21	Bruce Shapiro	G	JR
23	Ken Allen	G	SO
24	Chris Stavreti	G	JR
25	Julie Cohen	G	JR
31	Jack Spisak	F	JR
33	Lou Alix	F	SO
45	Mike McCoy	C	SO

1962-63

National Invitation Tournament
Season Record: 23-5
Bruce Hale, Head Coach

11/30	Florida	W (OT)	[illegible]
12/4	at Boston College	W	[illegible]
12/6	at Rhode Island	W	[illegible]
12/8	at Providence	W	[illegible]
12/13	Florida Southern	W	[illegible]
12/21	Duke	W	[illegible]
12/27	vs. Cornell *	W	[illegible]
12/28	vs. Pittsburgh *	W	[illegible]
1/3	at St. John's	W	[illegible]
1/4	at La Salle	L	[illegible]
1/9	at Jacksonville	W	103-91
1/10	at Florida	W	86-77
1/12	at Florida State	L (OT)	74-77
1/19	St. Peter's	W	99-75
1/24	Houston	W	74-70
1/29	at Tampa	W	[illegible]
1/30	at Rollins	W	120-72
2/1	at Stetson	L	64-66
2/2	at Florida Southern	W	99-83
2/5	Jacksonville	W	112-105
2/9	Louisville	W	112-84
2/12	Rollins	W	114-75
2/16	Loyola (N.O.)	L	77-84
2/18	Tampa	W	112-81
2/23	Florida State	W	99-70
2/26	Stetson	W	76-60
3/16	vs. St. Francis (NY) ^	W	71-70
3/19	vs. Providence ^	L	96-106
Season Totals:			2505-2212

* Hurricane Classic | ^ National Invitation Tournament

NO.	PLAYER	POS.	YR.
11	Carl Stavreti	G	SR
12	Larry Kessler	G	SO
13	Bernie Butts	G	JR
14	Lee Woods	C	SR
15	Edward Fults	F	SO
20	Greg Meyer	C	SO
22	Charles Hollber	F	JR
23	Kenny Allen	G	SR
24	Rick Barry	F	SO
31	Jack Spisak	F	SR
32	Wayne Beckner	F	SO
45	Mike McCoy	C	SR

[illegible]

...nvitation Tournament
...ecord: 20-7
...e, Head Coach

[illegible]	Tampa	W	101-95
[illegible]	Florida	W	95-79
[illegible]	at Santa Clara	L	77-86
[illegible]	at St. Mary's (CA)	L	101-86
[illegible]	at Nevada	W (OT)	81-78
[illegible]	San Francisco	W	95-83
[illegible]	Rollins	W	108-90
[illegible]	vs. Army !	W	79-71
[illegible]	vs. Syracuse !	L (OT)	85-86
[illegible]	Rhode Island	W	105-88
[illegible]	Jacksonville	W	97-92
[illegible]	at Florida	L	91-114
[illegible]	at Florida State	L	78-80
[illegible]	Memphis State	W	78-69
[illegible]	La Salle	W	121-99
[illegible]	at Rollins	W	127-85
[illegible]	at Tampa	W	134-104
[illegible]	at Stetson	W	81-75
[illegible]	at Florida Southern	W	85-78
[illegible]	Jacksonville	W	117-92
[illegible]	Creighton	L	94-124
[illegible]	at Houston	L	83-93
[illegible]	at Loyola (N.O.)	W (OT)	97-90
[illegible]	Florida Southern	W	120-79
[illegible]	Stetson	W	87-70
[illegible]	Florida State	W	82-80
[illegible]	vs. St. Joseph's (PA) ^	L	76-86
...son Totals:			2575-2352

...rricane Classic | ^ National Invitation Tournament

NO.	PLAYER	POS.	YR.
[illegible]	Larry Kessler	G	JR
[illegible]	Bernie Butts	G	SR
[illegible]	Charles Holiber	F	SR
[illegible]	Clark Connors	F	SO
[illegible]	John Bates	F	SO
[illegible]	Rick Barry	F	JR
[illegible]	Bob Green	G	SO
[illegible]	John Dampier	G	JR
[illegible]	Wayne Beckner	F	JR
[illegible]	Don Patrican	C	SO
[illegible]	Charles Grob	C	SO
[illegible]	Stewart Marcus	F	SO

1994-95

National Invitation Tournament
Season Record: 15-13 (9-9 BIG EAST)
Leonard Hamilton, Head Coach

11/25	Northeastern Illinois	W	66-48
11/28	Florida Atlantic	W	76-59
11/30	Robert Morris	W	66-51
12/6	Syracuse *	L	65-83
12/10	Florida A&M	W	67-53
12/20	at Clemson	L	55-75
12/28	UNLV @	L	55-56
12/30	Fordham	W	55-43
1/2	at Seton Hall *	L	54-72
1/7	at Georgetown *	L	64-71
1/11	at St. John's *	W	82-79
1/18	at Providence *	W	81-75
1/21	Boston College *	W	69-68
1/25	Villanova *	L	62-92
1/28	at Syracuse *	L	51-76
1/31	at Connecticut *	L	57-82
2/4	Georgetown *	W	67-61
2/7	at Villanova *	L	63-73
2/11	Providence *	W	69-63
2/13	St. John's *	W	71-69
2/18	at Pittsburgh *	L	61-67
2/22	Seton Hall *	W	61-57
2/25	at Boston College *	W (OT)	77-71
2/28	Pittsburgh *	W (OT)	76-68
3/2	at Florida Atlantic	W	80-70
3/4	Connecticut *	L	67-75
3/10	vs Georgetown #	L	58-69
3/15	at Penn State ^	L	56-62
Season Totals:			1831-1888

@ Orange Bowl Basketball Classic | * BIG EAST Game
\# BIG EAST Tournament | ^ National Invitation Tournament

NO.	PLAYER	POS.	YR.
0	Steve Frazier	G	SO
3	Alex Fraser	F	SO
5	Steve Rich	F	JR
10	Anthony Rosa	G	SO
11	Torey McCormick	G	SO
12	Kevin Norris	G	FR
13	Chuck Barker	G	FR
20	Mitchell Dunn	G	JR
21	Steven Edwards	G	JR
22	Jaime Waggoner	G	FR
33	Constantin Popa	C	SR
50	Brad Timpf	F	SO
52	Lorenzo Pearson	F	JR
55	Will Davis	C	SO

1996-97

National Invitation Tournament
Season Record: 16-13 (9-9 BIG EAST)
Leonard Hamilton, Head Coach

11/22	Buffalo	W	78-61
11/24	Florida Atlantic	W	83-74
11/29	at UNLV	L	43-55
12/3	St. John's *	L	57-61
12/7	Syracuse *	W	67-63
12/13	Hartford	W	74-58
12/18	Jacksonville	W	74-57
12/22	at Tennessee	L	65-78
12/28	vs. DePaul @	W	61-45
12/30	Lehigh	W	32-68
1/2	at Boston College *	W	65-62
1/4	at Georgetown *	W	69-67
1/8	at Pittsburgh *	L	72-76
1/11	at Villanova *	W	61-59
1/15	Providence *	W	71-69
1/18	Georgetown *	W (OT)	68-65
1/22	Connecticut *	W	69-46
2/2	at Rutgers *	L	59-60
2/5	Pittsburgh *	W	78-63
2/8	Rutgers *	W	53-50
2/10	at Seton Hall *	W	61-51
2/15	at Connecticut *	L	52-72
2/19	Boston College *	L	57-59
2/22	at St. John's *	L	73-77
2/25	at Notre Dame *	L	60-69
3/1	West Virginia *	L	54-82
3/5	vs. St. John's #	W (OT)	76-68
3/6	vs. Georgetown #	L	59-63
3/13	vs. Michigan $	L	63-76
Season Totals:			1105-1126

@ Orange Bowl Classic | * BIG EAST Game
\# BIG EAST Tournament | $ National Invitation Tournament

NO.	PLAYER	POS.	YR.
0	Steve Frazier	G	SR
3	Alex Fraser	F	SR
10	Anthony Rosa	G	SR
11	Torey McCormick	G	SR
12	Kevin Norris	G	JR
15	Nick Donovan	C	SO
20	Mike Curcio	G	SO
22	Jaime Waggoner	G	JR
30	Vernon Jennings	G/F	FR
31	Johnny Hemsley	G/F	FR
32	Lucas Barnes	G/F	FR
33	Clifton Clark	G/F	SR
40	Tim James	F	SO
51	Mario Bland	F	FR
55	Will Davis	C	SR

POSTSEASON TEAMS

1997-98

NCAA Tournament
Season Record: 18-10 (11-7 BIG EAST)
Leonard Hamilton, Head Coach

11/14	at Southern Illinois	W	73-61
11/16	Florida Atlantic	W	69-47
11/21	Charlotte	W	89-72
11/24	Eastern Kentucky	W	86-64
11/29	at Jacksonville	W	74-70
12/2	Rutgers *	W	63-55
12/6	Georgetown *	W	66-56
12/12	Georgia State	W	80-64
12/22	at Memphis	W	65-57
12/27	vs. Georgia Tech @	L	61-69
12/31	at Seton Hall *	W	78-65
1/3	at Pittsburgh *	W	73-65
1/6	Connecticut *	W	76-67
1/10	at West Virginia *	L	84-98
1/13	at St. John's *	L	64-73
1/18	at Syracuse *	L	67-85
1/22	Villanova *	W	78-63
1/28	at Boston College *	W	67-57
1/31	at Villanova *	L	75-78
2/4	Providence *	W	64-54
2/10	Syracuse *	L	63-72
2/14	Notre Dame *	W	66-57
2/18	at Providence *	L	57-59
2/22	at Notre Dame *	W	65-59
2/24	Seton Hall *	L	71-76
2/28	West Virginia *	W	70-66
3/4	vs. Georgetown #	L	56-62
3/13	vs. UCLA $	L	62-65
Season Totals:			1962-1836

@ Orange Bowl Classic | * BIG EAST Game
# BIG EAST Tournament | $ NCAA Tournament

NO.	PLAYER	POS.	YR.
3	Mike Byars-Dawson	G	FR
10	Kevin Norris	G	SR
11	Jeremiah Schlie	F	FR
13	Steve Frazier	G	SR
14	Todd Manuel	G	FR
15	Nick Donovan	F	JR
20	Charles Wiseman	G	SO
21	Mike Curcio	G	JR
22	Jaime Waggoner	G	SR
30	Vernon Jennings	G/F	SO
31	Johnny Hemsley	G/F	SO
32	Lucas Barnes	G/F	SO
34	Dwayne Wimbley	F	FR
40	Tim James	F	JR
44	Elton Tyler	F	FR
51	Mario Bland	F	SO

1998-99

NCAA Tournament — Second Round
Season Record: 23-7 (15-3 BIG EAST)
Leonard Hamilton, Head Coach

11/13	at Florida Atlantic	W	97-73
11/23	at Charlotte	L	59-66
11/27	Northern Iowa	W	78-69
12/5	at Kentucky	L	65-74
12/8	Boston College *	W	77-64
12/11	Central Florida	W	66-56
12/18	at Georgia State	W	76-55
12/22	Memphis	W	80-64
12/27	vs. Ohio State @	W	72-64
12/30	at Georgetown *	W	64-63
1/6	St. John's *	W	84-79
1/9	Notre Dame *	L	68-71
1/13	at Rutgers *	W	74-62
1/16	at West Virginia *	W	64-55
1/20	Connecticut *	L	68-70
1/24	at Boston College *	W	75-67
1/27	Seton Hall *	W	77-71
1/30	at Pittsburgh *	L	54-60
2/3	at St. John's *	W	73-70
2/6	Georgetown *	W	71-58
2/8	at Syracuse *	W	76-63
2/13	at Providence *	W	69-65
2/16	Villanova *	W	103-82
2/20	at Connecticut *	W	73-71
2/23	Pittsburgh *	W	85-52
2/27	Rutgers *	W	68-63
3/4	vs. Georgetown #	W	65-54
3/5	vs. St. John's #	L	59-62
3/12	vs. Lafayette $	W	75-54
3/14	vs. Purdue $	L	63-73
Season Totals:			2178-1950

@ Orange Bowl Classic | * BIG EAST Game
# BIG EAST Tournament | $ NCAA Tournament

NO.	PLAYER	POS.	YR.
3	Mike Byars-Dawson	G	SO
4	Michael Simmons	G	FR
5	John Salmons	F	FR
11	Jeremiah Schlie	F	SO
13	João Paulo Coelho	G	FR
14	Todd Manuel	G	SO
15	Nick Donovan	F	SR
30	Vernon Jennings	G/F	JR
31	Johnny Hemsley	G/F	JR
34	Dwayne Wimbley	F	SO
40	Tim James	F	SR
42	Kevin Houston	G/F	JR
44	Elton Tyler	F	SO
51	Mario Bland	F	JR

1999-2000

NCAA Tournament — Sweet 16
Season Record: 23-11 (13-3 BIG EAST)
BIG EAST Regular Season Co-Champions
Leonard Hamilton, Head Coach

11/19	at Central Florida	W	61-44
11/23	Monmouth	W	87-44
11/30	Bethune-Cookman	W	102-38
12/4	at Memphis	L	72-82
12/7	Charlotte	L	65-76
12/11	Hartford	W	97-81
12/18	vs. North Carolina @	L	78-88
12/20	vs. La. Lafayette ^	L	80-86
12/21	vs. Detroit Mercy ^	W	88-84
12/22	vs. Illinois State ^	L	78-87
12/27	Florida Atlantic	W	89-60
12/29	Quinnipiac	W	80-66
1/5	West Virginia *	W	66-58
1/8	Syracuse *	L	66-67
1/11	at Seton Hall *	W	71-64
1/15	at Georgetown *	L	61-68
1/17	at Villanova *	W	67-66
1/22	Boston College *	W	62-54
1/25	at Notre Dame *	W	63-49
1/29	Kentucky	L	57-60
2/1	Pittsburgh *	W	64-60
2/5	at Rutgers *	W	58-52
2/7	Georgetown *	W	77-58
2/16	Providence *	L	45-47
2/19	at Connecticut *	W	63-57
2/22	at West Virginia *	W	68-60
2/26	Notre Dame *	W	55-52
2/29	at Pittsburgh *	W	74-66
3/5	St. John's *	W	74-70
3/9	vs. Notre Dame #	W	61-58
3/10	vs. St. John's #	L	67-68
3/17	vs. Arkansas $	W	75-71
3/19	vs. Ohio State $	W	75-62
3/24	vs. Tulsa $	L	71-80
Season Totals:			2346-2127

@ Orange Bowl Classic | ^ San Juan Shootout
* BIG EAST Game | # BIG EAST Tournament
$ NCAA Tournament

NO.	PLAYER	POS.	YR.
0	Leroy Hurd	G/F	FR
3	Michael Simmons	G	SO
11	Jerry Schlie	F	JR
13	João Paulo Coelho	G	SO
25	Elton Tyler	F	JR
30	Vernon Jennings	G/F	SR
31	Johnny Hemsley	G/F	SR
33	James Jones	F	FR
34	Dwayne Wimbley	F	JR
45	John Salmons	F	SO
51	Mario Bland	F	JR

POSTSEASON TEAMS

2000-01

...Invitation Tournament
...Record: 16-13 (8-8 BIG EAST)
...Clark, Head Coach

...10	at Florida Atlantic	W	76-59
...23	Columbia	W	65-41
...28	Northeastern	W	92-86
...02	at Charlotte	L	63-95
...05	at North Carolina	L	45-67
...08	Central Florida	W	83-72
...09	vs. Nebraska @	L	64-72
...14	Eastern Illinois	W	83-73
...20	Memphis	W	66-57
...27	Lehigh	W	71-52
...30	Tennessee-Martin	W	70-54
...4	at Pittsburgh *	L	51-62
...7	Boston College *	L	72-73
...10	at Virginia Tech *	L	74-85
...13	at Boston College *	L	73-82
...18	at Providence *	W	78-64
...20	Connecticut *	W	77-74
...22	at St. John's *	L (OT)	63-67
...29	Providence *	L	70-80
...31	Seton Hall *	W	72-66
...3	Virginia Tech *	W	86-61
...10	St. John's *	L (2OT)	79-85
...13	at Syracuse *	W	68-57
...17	at Villanova *	W	80-62
...24	at Connecticut *	L	53-60
...28	West Virginia *	W	73-66
...3	Villanova *	W	65-53
...7	vs. Pittsburgh #	L	69-78
...14	vs. Auburn $	L	58-60
Season Totals:			2039-1963

...Orange Bowl Classic | * BIG EAST Game
...EAST Championship
...National Invitation Tournament

NO.	PLAYER	POS.	YR.
...	Leroy Hurd	G/F	SO
...	Michael Simmons	G	SO
...	Joe Gordon	G	JR
...	Marcus Barnes	G	FR
...	John Salmons	F	JR
...	Orlando Gonzalez	G	SR
...	Jerry Schlie	F	JR
...	Brandon Okpalobi	G	FR
...	Rodrigue Djahue	F	FR
...	Danny Marakovits	G	FR
...	Darius Rice	F	FR
...	Dwayne Wimbley	C	SR
...	James Jones	F	SO

2001-02

NCAA Tournament
Season Record: 24-8 (10-6 BIG EAST)
Perry Clark, Head Coach

11/18	vs. Eastern Michigan ^	W	93-56
11/19	vs. UAB ^	W	81-79
11/20	vs. Clemson ^	W	67-65
11/24	Lafayette	W	79-69
11/26	Florida Atlantic	W	74-48
11/29	Howard	W	87-71
12/3	Florida International	W	77-59
12/8	at Texas A&M	W	64-55
12/15	vs. Indiana @	W	58-53
12/18	Florida A&M	W	90-62
12/22	Charlotte	W	64-56
12/27	at Louisiana State	W	68-61
12/30	St. Francis (PA)	W	71-48
1/2	at Georgetown *	W	79-71
1/5	at Connecticut *	L	75-76
1/8	at St. John's *	L	60-71
1/12	at Virginia Tech *	W	77-68
1/15	Pittsburgh *	W (2OT)	76-69
1/19	Providence *	W (OT)	102-96
1/24	Villanova *	W	76-58
1/29	Boston College *	L	65-70
2/2	Connecticut *	W	68-66
2/5	at Villanova *	W	65-56
2/10	at Boston College *	L	63-76
2/13	St. John's *	W	79-56
2/17	at Rutgers *	L	61-64
2/23	Notre Dame *	L	77-90
2/26	at Providence *	W	81-65
3/2	Virginia Tech *	W	83-77
3/7	vs. Georgetown #	W	84-76
3/8	vs. Pittsburgh #	L	71-76
3/14	vs. Missouri $	L	80-93
Season Totals:			2395-2156

^ Virgin Islands Paradise Jam
@ Orange Bowl Classic | * BIG EAST Game
# BIG EAST Championship | $ NCAA Tournament

NO.	PLAYER	POS.	YR.
1	Michael Simmons	G	JR
2	Kahleaf Watson	G	FR
4	Marcus Barnes	G	SO
5	John Salmons	F	SR
10	Brandon Okpalobi	G	SO
11	Jerry Schlie	F	SR
12	Rafael Berumen	F/C	JR
13	Paulo Coelho	G	JR
14	Rodrigue Djahue	F	SO
20	Danny Marakovits	G	SO
21	Darius Rice	F	SO
25	Elton Tyler	F/C	SR
33	James Jones	F	JR
34	William Frisby	F	SO

2004-05

National Invitation Tournament
Season Record: 16-13 (7-9 ACC)
Frank Haith, Head Coach

11/20	Wofford	W	67-64
11/23	South Carolina State	L	50-60
11/27	vs. Xavier @	L (OT)	70-83
11/29	Florida Atlantic	W	84-68
12/4	at Florida	W	72-65
12/7	at Florida International	W	80-67
12/12	Massachusetts	W	80-53
12/18	Stetson	W	81-50
12/23	Tennessee Tech	W	69-57
12/30	Appalachian State	W	80-63
1/2	Norfolk State	W	76-58
1/6	at Georgia Tech *	L	69-80
1/9	NC State *	W	67-66
1/12	at Virginia *	W	91-80
1/15	Florida State *	W	64-63
1/19	Duke *	L	83-92
1/22	at North Carolina *	L	67-87
1/26	Clemson *	W	69-65
1/29	at Wake Forest *	L	82-94
2/2	Virginia Tech *	L	63-73
2/5	Maryland *	W (OT)	75-73
2/12	at Clemson *	W	83-77
2/15	Wake Forest *	L	63-68
2/19	at Virginia Tech *	L	58-71
2/22	at Florida State *	W	65-49
2/26	Georgia Tech *	L	72-76
3/3	at Duke *	L	59-83
3/10	vs. Virginia %	L	65-66
3/15	at South Carolina ^	L	67-69
Season Totals:			2071-2020

@ Orange Bowl Classic | * ACC game
% ACC Tournament (Washington, D.C.)
^ NIT First Round (Columbia, S.C.)

NO.	PLAYER	POS.	YR.
2	Gary Hamilton	F/C	JR
3	Lee Butler	G	JR
4	Antoine Mayhand	G	FR
10	Brandon Okpalobi	G	SR
11	Eric Wilkins	G	JR
12	Anthony Harris	G	SO
13	Guillermo Diaz	G	SO
21	Jonathan Stratton	G	FR
22	Robert Hite	G	JR
34	William Frisby	F	SR
42	Raymond Hicks	F	FR
44	Keaton Copeland	F	JR
50	Anthony King	F/C	SO
55	Glenn Batemon	C	JR

POSTSEASON TEAMS

2005-06

National Invitation Tournament — Quarterfinals
Season Record: 18-16 (7-9 ACC)
Frank Haith, Head Coach

11/13	vs. Texas-Arlington ^	W	76-65
11/14	vs. Air Force ^	L	53-57
11/15	vs. Wisc.-Green Bay ^	W	80-54
11/19	Morgan State	W	83-51
11/22	North Carolina A&T	W	87-62
11/27	at Temple	L	56-73
11/29	at Michigan	L	53-74
12/03	Birmingham Southern	W	82-55
12/10	Wofford	W	71-40
12/18	at NC State *	L	69-81
12/22	Florida	L	67-77
12/27	Stetson	W	65-56
12/31	vs. Louisville @	L	43-58
1/2	Sacred Heart	W	63-57
1/7	Maryland *	W	84-70
1/14	at North Carolina *	W	81-70
1/18	Clemson *	W	62-38
1/21	Boston College *	L	61-65
1/24	at Virginia *	L	51-71
1/29	at Florida State *	W (OT)	84-78
1/31	Wake Forest *	W	78-69
2/4	at Georgia Tech *	W	70-53
2/8	NC State *	L (2OT)	77-86
2/12	North Carolina *	L	70-80
2/16	at Boston College *	L	54-65
2/19	at Duke *	L	71-92
2/22	Virginia Tech *	W	70-59
3/1	at Maryland *	L	61-65
3/5	Florida State *	L	64-67
3/9	vs. Clemson #	W	66-63
3/10	vs. Duke #	L	76-80
3/15	Oklahoma State $	W	62-59
3/20	at Creighton $	W	53-52
3/22	at Michigan $	L	65-71
Season Totals:		2308-2213	

^ BCA Classic (Seattle, Wash.)
@ Orange Bowl Classic | * ACC Game
# ACC Tournament (Greensboro, N.C.)
$ National Invitational Tournament

NO.	PLAYER	POS.	YR.
00	Jimmy Graham	F	FR
2	Gary Hamilton	F/C	SR
3	Lee Butler	G	SR
11	Eric Wilkins	G	SR
12	Anthony Harris	G	JR
13	Guillermo Diaz	G	JR
15	Denis Clemente	G	FR
21	Jonathan Stratton	G	SO
22	Robert Hite	G	SR
30	Adrian Thomas	F	FR
32	Brian Asbury	G	FR
42	Raymond Hicks	F	SO
44	Keaton Copeland	F	SR
50	Anthony King	F/C	JR

2007-08

NCAA Tournament — Second Round
Season Record: 23-11 (8-8 ACC)
Frank Haith, Head Coach

11/9	Florida Southern	W	104-61
11/15	vs. Marist ^	W	85-61
11/16	vs. VCU ^	W	69-63
11/18	vs. Providence ^	W	64-58
11/24	Morgan State	W	55-51
11/28	Alabama State	W	83-74
12/2	St. John's	W	66-47
12/8	at FIU	W	67-53
12/13	at Mississippi State	W	64-58
12/17	Stetson	W	89-53
12/20	North Florida	W	85-63
12/23	North Carolina A&T	W	95-64
12/29	vs. Winthrop @	L	70-76
1/2	Penn	W	88-62
1/12	Georgia Tech *	W	78-68
1/15	at Boston College *	L	66-76
1/19	at NC State *	L (OT)	77-79
1/23	North Carolina *	L	82-98
1/27	Clemson *	W	75-72
1/29	at Wake Forest *	L	68-70
2/2	at Duke *	L	73-88
2/6	Florida State *	L	55-62
2/8	at Virginia Tech *	W	74-71
2/17	at Georgia Tech *	W	64-63
2/20	Duke *	W	96-95
2/23	Maryland *	W	78-63
2/27	at Clemson *	L	69-79
3/1	Virginia *	W	95-93
3/5	Boston College *	W	74-61
3/8	at Florida State *	L (OT)	72-75
3/13	vs. NC State !	W	63-50
3/14	vs. Virginia Tech !	L	49-63
3/21	vs. St. Mary's $	W	78-64
3/23	vs. Texas $	L	72-75
Season Totals:		2542-2309	

^ Puerto Rico Tip-Off | @ Orange Bowl Classic
* ACC Game | ! ACC Tournament
$ NCAA Tournament

NO.	PLAYER	POS.	YR.
00	Jimmy Graham	F	JR
1	Lance Hurdle	G	JR
5	Eddie Rios	G	FR
10	Landon Glover	G	SR
21	Dwayne Collins	F	SO
22	Fabio Nass	F	SR
23	James Dews	G	SO
25	Jonathan Stratton	G	SR
30	Adrian Thomas	F	SO-R
32	Brian Asbury	F	JR
33	Jack McClinton	G	JR
42	Raymond Hicks	F	SR
50	Anthony King	C	SR-R



FRANK HAITH is the first coach in Miami history to guide the Hurricanes to the postseason in three of his first four years at the helm.

HURRICANE HEAD COACHES

YEAR-BY-YEAR COACHING RECORDS

W	L	PCT	Points Scored Miami	Points Scored Opp.	Head Coach
7	1	.875	348	170	Art Webb
8	4	.667	406	310	Art Webb
13	6	.684	670	419	Tom McCann
No team					
3	7	.300	252	331	Art Webb
17	1	.944	816	456	Tom McCann
No team					
4	6	.400	372	422	Hart Morris
5	12	.400	716	824	Hart Morris
10	6	.625	707	654	Hart Morris
9	7	.563	628	570	Hart Morris
Results Not Available					
8	5	.615	560	568	W.H. Steers
20	7	.769	1,400	1,192	Hart Morris
11	7	.611	997	902	Hart Morris
19	8	.704	1,633	1,515	Hart Morris
14	9	.609	1,446	1,393	Hart Morris
10	12	.455	1,487	1,520	Hart Morris
14	8	.636	1,687	1,438	Hart Morris
9	12	.429	1,503	1,502	Dave Wike
5	10	.333	1,015	1,161	Dave Wike
9	11	.450	1,555	1,544	Bruce Hale
14	12	.539	2,170	2,115	Bruce Hale
13	13	.500	2,029	2,167	Bruce Hale
14	8	.636	1,741	1,641	Bruce Hale
18	7	.720	2,190	2,029	Bruce Hale
23	4	.852	2,427	2,192	Bruce Hale
20	7	.741	2,230	2,036	Bruce Hale
14	12	.539	2,069	2,045	Bruce Hale
23	5	.821	2,509	2,201	Bruce Hale
20	7	.741	2,575	2,352	Bruce Hale
22	4	.846	2,558	2,190	Bruce Hale
15	11	.577	2,271	2,208	Bruce Hale
15	11	.577	2,126	2,091	Bruce Hale
17	11	.607	2,368	2,419	Ron Godfrey
14	10	.583	1,985	2,048	Ron Godfrey
9	17	.346	2,293	2,521	Ron Godfrey
7	19	.269	2,143	2,373	Ron Godfrey
No team					
14	14	.500	2,006	2,131	Bill Foster
15	16	.491	2,332	2,335	Bill Foster
17	14	.548	2,453	2,400	Bill Foster
19	12	.613	2,809	2,778	Bill Foster
13	15	.464	2,014	2,132	Bill Foster
9	19	.321	2,027	2,078	Leonard Hamilton
8	24	.250	1,941	2,160	Leonard Hamilton
10	17	.370	1,929	2,004	Leonard Hamilton
7	20	.259	1,690	1,909	Leonard Hamilton
15	13	.536	1,831	1,888	Leonard Hamilton
15	13	.536	1,883	1,873	Leonard Hamilton
16	13	.552	1,887	1,821	Leonard Hamilton
18	10	.642	1,962	1,836	Leonard Hamilton
23	7	.767	2,178	1,950	Leonard Hamilton
23	11	.676	2,346	2,127	Leonard Hamilton
16	13	.552	2,039	1,963	Perry Clark
24	8	.750	2,395	2,156	Perry Clark
11	17	.393	1,956	1,924	Perry Clark
14	16	.467	2,148	2,067	Perry Clark
16	13	.551	2,071	2,020	Frank Haith
18	16	.529	2,308	2,213	Frank Haith
12	20	.375	2,279	2,332	Frank Haith
23	11	.676	2,542	2,309	Frank Haith
812	629	.563	105,256	99,925	

Played all freshmen opponents | # Played no senior colleges



BRUCE HALE's 220 victories are the most by a UM head coach.



FRANK HAITH has more wins than any other Miami head coach four years into his tenure.

YEAR-BY-YEAR COACH, SEASONS

Coach, Seasons	Years	Won	Lost	Pct.
Art Webb, 3 seasons	1926-28, 1930-31	18	12	.600
Tom McCann, 2 seasons	1928-29, 1931-32	30	7	.811
Hart Morris, 10 seasons	1938-42, 1946-52	119	82	.592
W.H. Steers, 1 season	1945-46	8	5	.615
Dave Wike, 2 seasons	1952-54	14	22	.389
Bruce Hale, 13 seasons	1954-67	220	112	.663
Ron Godfrey, 4 seasons	1967-71	47	57	.452
Bill Foster, 5 seasons	1985-90	78	71	.523
Leonard Hamilton, 10 seasons	1990-00	144	147	.495
Perry Clark, 4 seasons	2000-04	65	54	.546
Frank Haith, 4 seasons	2004-Present	69	60	.535
Totals, 58 Seasons	**1926-2008**	**812**	**629**	**.563**



BRUCE HALE led the Hurricanes to their first postseason appearance in 1959-60 when Miami's 23-4 season culminated in the NCAA Tournament.

1,000 POINT CLUB

1. RICK BARRY (1962-65) — 2,298

Year	GP	FG-FGA	Pct	3FG-FGA	Pct	FT-FTA	Pct	Pts-Avg
62-63	34	162-341	.475	–	–	131-158	.829	455-19.0
63-64	27	314-572	.549	–	–	242-287	.843	870-32.1
64-65	26	340-651	.522	–	–	292-341	.859	973-37.4
TOTAL	77	816-1564	.522	–	–	665-786	.846	2298-29.8



2. ERIC BROWN (1985-89) — 2,270

Year	GP	FG-FGA	Pct	3FG-FGA	Pct	FT-FTA	Pct	Pts-Avg
85-86	28	174-346	.503	–	–	112-156	.718	460-16.4
86-87	31	183-388	.472	14-38	.368	114-145	.786	494-15.9
87-88	30	193-333	.580	4-13	.308	161-229	.703	551-18.4
88-89	31	255-437	.584	9-32	.281	246-310	.794	765-24.7
TOTAL	120	805-1504	.535	27-83	.325	633-840	.754	2270-18.9



3. DON CURNUTT (1967-70) — 2,006

Year	GP	FG-FGA	Pct	3FG-FGA	Pct	FT-FTA	Pct	Pts-Avg
67-68	28	268-559	.480	–	–	99-120	.825	635-22.7
68-69	24	262-613	.428	–	–	138-170	.812	662-27.6
69-70	25	283-644	.439	–	–	143-166	.861	709-28.4
TOTAL	77	813-1816	.448	–	–	380-456	.833	2006-26.1



4. DARIUS RICE (2000-04) — 1,865

Year	GP	FG-FGA	Pct	3FG-FGA	Pct	FT-FTA	Pct	Pts-Avg
00-01	29	140-352	.398	62-183	.339	67-93	.720	409-14.1
01-02	32	155-405	.383	76-208	.365	92-115	.800	478-14.9
02-03	27	170-399	.426	67-184	.364	99-129	.767	506-18.7
03-04	28	166-408	.407	55-180	.306	85-108	.802	472-16.9
TOTAL	116	631-1564	.403	260-755	.344	343-443	.774	1865-16.1



5. ROBERT HITE (2002-06) — 1,717

YEAR	GP	FG-FGA	PCT	3FG-FGA	PCT	FT-FTA	PCT	PTS-AVG
02-03	28	74-187	.396	20-62	.323	35-41	.854	203-7.3
03-04	30	168-344	.488	51-135	.378	68-79	.861	455-15.2
04-05	29	179-429	.417	72-189	.381	71-82	.866	501-17.3
05-06	34	201-446	.451	85-207	.411	71-87	.816	658-16.4
TOTAL	121	622-1406	.442	228-593	.384	245-289	.848	1717-14.2



6. TIM JAMES (1995-1999) — 1,713

Year	GP	FG-FGA	Pct	3FG-FGA	Pct	FT-FTA	Pct	Pts-Avg
95-96	28	117-221	.529	2-6	.333	46-85	.541	282-10.1
96-97	29	165-380	.434	2-8	.250	73-120	.608	405-14.0
97-98	28	184-379	.485	4-17	.235	97-144	.674	469-16.8
98-99	30	215-451	.477	12-41	.293	115-165	.697	557-18.6
TOTAL	115	681-1431	.476	20-72	.278	331-514	.644	1713-14.9



7. DENNIS BURNS (1985-89) — 1,594

Year	GP	FG-FGA	Pct	3FG-FGA	Pct	FT-FTA	Pct	Pts-Avg
85-86	28	172-361	.476	–	–	35-60	.583	379-13.5
86-87	29	103-236	.436	1-10	.100	36-61	.590	243-8.4
87-88	31	203-400	.508	5-29	.172	67-106	.632	478-15.4
88-89	31	212-412	.515	3-5	.600	67-104	.644	494-15.9
TOTAL	119	690-1409	.490	9-44	.205	205-331	.619	1594-13.4



8. DICK HICKOX (1958-61) — 1,529

Year	GP	FG-FGA	Pct	3FG-FGA	Pct	FT-FTA	Pct	Pts-Avg
58-59	25	161-378	.426	–	–	131-162	.809	453-18.1
59-60	27	219-460	.476	–	–	158-198	.798	596-22.1
60-61	27	180-437	.412	–	–	120-152	.788	480-17.8
TOTAL	79	560-1275	.439	–	–	409-512	.799	1529-19.4



9. JOHNNY HEMSLEY (1996-00) — 1,497

Year	GP	FG-FGA	Pct	3FG-FGA	Pct	FT-FTA	Pct	Pts-Avg
96-97	24	30-87	.345	4-16	.250	19-24	.792	83-3.5
97-98	24	123-300	.410	26-96	.271	66-84	.786	338-14.1
98-99	30	183-408	.449	70-175	.400	98-125	.784	534-17.8
99-00	30	194-488	.398	64-200	.320	90-105	.849	542-18.1
TOTAL	108	530-1283	.413	164-487	.337	273-339	.805	1497-13.9



10. GUILLERMO DIAZ (2003-06) — 1,477

Year	GP	FG-FGA	Pct	3FG-FGA	Pct	FT-FTA	Pct	Pts-Avg
03-04	30	132-268	.493	35-76	.461	54-77	.701	353-11.8
04-05	29	190-417	.456	61-168	.363	97-137	.708	538-18.6
05-06	34	194-467	.415	78-214	.364	120-152	.789	586-17.2
TOTAL	93	516-1152	.448	174-458	.380	271-366	.740	1477-15.9



11. STEVEN EDWARDS (1992-96) — 1,393

Year	GP	FG-FGA	Pct	3FG-FGA	Pct	FT-FTA	Pct	Pts-Avg
92-93	27	127-304	.418	79-207	.382	97-140	.693	430-15.9
93-94	27	78-213	.357	57-164	.348	34-56	.607	247-9.1
94-95	28	102-285	.358	64-195	.328	91-118	.771	359-12.8
95-96	28	114-295	.386	65-200	.325	68-101	.673	361-12.9
TOTAL	110	419-1097	.382	265-766	.346	290-415	.699	1397-12.7

12. RON GODFREY (1958-61) — 1,384

Year	GP	FG-FGA	Pct	3FG-FGA	Pct	FT-FTA	Pct	Pts-Avg
58-59	25	149-329	.453	–	–	106-143	.741	404-16.2
59-60	27	176-389	.452	–	–	159-207	.768	511-18.9
60-61	27	193-401	.481	–	–	83-119	.698	469-17.4
TOTAL	79	518-1119	.463	–	–	348-469	.742	1384-17.5

13. JAMES JONES (1999-03) — 1,356

Year	GP	FG-FGA	Pct	3FG-FGA	Pct	FT-FTA	Pct	Pts-Avg
99-00	33	52-122	.426	10-32	.313	15-18	.833	129-3.9
00-01	29	122-285	.428	41-87	.471	60-74	.811	345-11.9
01-02	32	133-332	.401	33-105	.314	111-132	.841	410-12.8
02-03	28	157-351	.447	40-100	.400	118-142	.831	472-16.9
TOTAL	122	464-1090	.426	124-324	.383	304-366	.831	1356-11.1

14. MIKE WITTMAN (1964-67) — 1,319

Year	GP	FG-FGA	Pct	3FG-FGA	Pct	FT-FTA	Pct	Pts-Avg
64-65	24	65-141	.461	–	–	37-51	.726	167-7.0
65-66	26	208-446	.466	–	–	151-206	.733	567-21.8
66-67	26	219-453	.483	–	–	147-184	.799	585-22.5
TOTAL	76	492-1040	.473	–	–	335-451	.743	1319-17.4

15. JOE WYLIE (1988-91) — 1,297

Year	GP	FG-FGA	Pct	3FG-FGA	Pct	FT-FTA	Pct	Pts-Avg
88-89	25	105-202	.520	3-6	.500	55-104	.529	268-10.7
89-90	28	210-430	.488	3-11	.273	91-153	.595	514-18.4
90-91	28	186-409	.455	0-4	.000	143-194	.737	515-18.4
TOTAL	81	501-1032	.485	6-21	.286	289-451	.641	1297-16.0

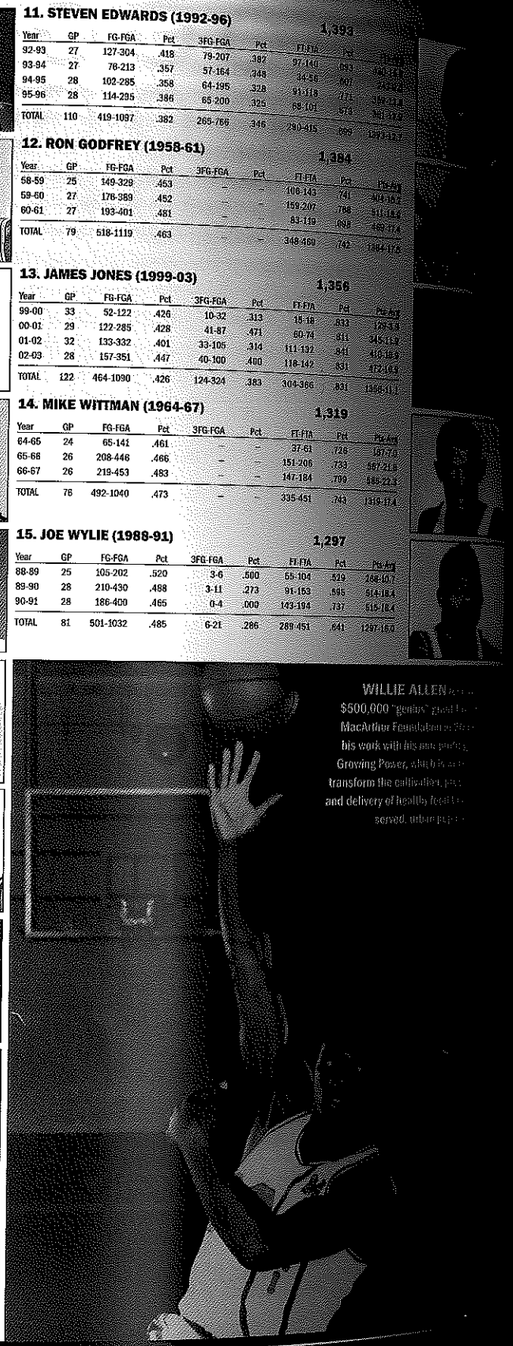

1,000 POINT CLUB

[illegible] (1968-71) — 1,293

[illegible]	GP	3FG-FGA	Pct	FT-FTA	Pct	Pts-Avg
[illegible]	[illegible]	–	–	84-138	.609	352-14.7
[illegible]	[illegible]	–	–	116-188	.617	444-17.1
[illegible]	[illegible]	–	–	129-227	.568	497-19.9
[illegible]	[illegible]	–	–	329-553	.595	1293-17.2



[illegible] (1998-2002) — 1,287

[illegible]	GP	3FG-FGA	Pct	FT-FTA	Pct	Pts-Avg
[illegible]	[illegible]	18-41	.244	29-40	.725	161-5.6
[illegible]	[illegible]	25-85	.341	73-92	.793	320-9.4
[illegible]	[illegible]	25-71	.352	88-111	.783	387-13.3
[illegible]	[illegible]	22-71	.310	123-146	.842	419-13.1
[illegible]	[illegible]	86-268	.321	313-389	.805	1287-10.4



[illegible] (1990-93) — 1,231

[illegible]	Pct	3FG-FGA	Pct	FT-FTA	Pct	Pts-Avg
[illegible]	[illegible]	–	–	33-61	.541	209-7.7
[illegible]	[illegible]	–	–	70-122	.574	468-18.0
[illegible]	[illegible]	–	–	80-132	.606	554-19.8
[illegible]	[illegible]	–	–	183-315	.581	1231-15.2



[illegible] (1998-00) — 1,199

[illegible]	Pct	3FG-FGA	Pct	FT-FTA	Pct	Pts-Avg
[illegible]	.490	0-0	.000	22-37	.595	118-4.1
[illegible]	.610	0-2	.000	70-117	.598	314-11.6
[illegible]	.660	6-11	.545	81-124	.653	337-11.2
[illegible]	.473	4-24	.167	116-159	.730	430-12.6
[illegible]	.516	10-37	.270	289-437	.661	1199-10.0



[illegible] (1955-58) — 1,192

[illegible]	Pct	3FG-FGA	Pct	FT-FTA	Pct	Pts-Avg
[illegible]	.439	–	–	68-100	.680	378-14.5
[illegible]	.421	–	–	145-186	.779	461-17.7
[illegible]	.452	–	–	79-103	.767	353-16.1
[illegible]	.436	–	–	292-389	.751	1192-16.1



[illegible] PARKER (1985-88) — 1,190

[illegible]	Pct	3FG-FGA	Pct	FT-FTA	Pct	Pts-Avg
[illegible]	.651	–	–	63-97	.650	343-13.2
[illegible]	.463	–	–	53-75	.726	289-12.6
[illegible]	.527	–	–	130-162	.802	558-19.9
[illegible]	.516	–	–	246-334	.737	1190-14.9



[illegible] PRESTO (1985-89) — 1,156

[illegible]	Pct	3FG-FGA	Pct	FT-FTA	Pct	Pts-Avg
[illegible]	.493	–	–	57-70	.814	291-10.4
[illegible]	.402	69-170	.406	70-78	.897	331-10.7
[illegible]	.405	47-125	.376	56-60	.933	265-8.5
[illegible]	.374	54-158	.342	51-61	.836	269-8.7
[illegible]	.419	170-453	.375	234-269	.870	1156-9.6



[illegible] POPA (1991-1995) — 1,132

[illegible]	Pct	3FG-FGA	Pct	FT-FTA	Pct	Pts-Avg
[illegible]	.433	0-1	.000	54-100	.540	216-6.8
[illegible]	.327	0-0	.000	66-111	.595	356-13.2
[illegible]	.493	0-0	.000	47-67	.701	247-9.1
[illegible]	.557	0-0	.000	61-84	.726	313-11.6
[illegible]	.493	0-1	.000	228-362	.630	1132-10.0



[illegible]-CLINTON (2006-PRESENT) — 1,085

[illegible]	Pct	3FG-FGA	Pct	FT-FTA	Pct	Pts-Avg
[illegible]	.454	91-207	.440	102-114	.895	619-16.7
[illegible]	.418	94-229	.427	114-124	.919	566-17.7
[illegible]	.417	185-427	.433	216-238	.908	1085-17.2



[illegible] CAMPBELL (1946-50) — 1,076

[illegible]	Pct	3FG-FGA	Pct	FT-FTA	Pct	Pts-Avg
[illegible]	–	–	–	134	–	1076





26. JULIE COHEN (1959-62) — 1,042

Year	GP	FG-FGA	Pct	3FG-FGA	Pct	FT-FTA	Pct	Pts-Avg
59-60	27	120-300	.400	–	–	99-152	.651	339-12.6
60-61	27	132-275	.480	–	–	62-95	.653	326-12.1
61-62	26	136-329	.414	–	–	105-143	.734	377-14.5
TOTAL	80	388-904	.429	–	–	266-390	.682	1042-13.0



27. DICK MIANI (1952-56) — 1,042

Year	GP	FG-FGA	Pct	3FG-FGA	Pct	FT-FTA	Pct	Pts-Avg
52-56	–	392	–	–	–	258	–	1042



28. JEROME SCOTT (1988-92) — 1,038

Year	GP	FG-FGA	Pct	3FG-FGA	Pct	FT-FTA	Pct	Pts-Avg
88-89	17	19-53	.358	6-18	.333	11-21	.524	55-3.2
89-90	27	89-207	.430	19-62	.306	43-65	.662	240-8.9
90-91	28	129-305	.423	33-86	.384	81-114	.711	372-13.3
91-92	32	122-308	.396	27-80	.338	100-142	.704	371-11.6
TOTAL	104	359-873	.411	85-246	.346	235-342	.687	1038-10.0



29. RICK JONES (1964-67) — 1,029

Year	GP	FG-FGA	Pct	3FG-FGA	Pct	FT-FTA	Pct	Pts-Avg
64-65	26	100-257	.389	–	–	56-70	.800	256-9.9
65-66	26	160-381	.420	–	–	134-153	.876	454-17.5
66-67	26	114-293	.388	–	–	91-114	.798	319-12.3
TOTAL	78	374-931	.402	–	–	281-337	.834	1029-13.2



ALL-AMERICANS



DICK HICKOX, 1960
AP Second Team, UPI Second Team

YEAR	GP	FG-FGA	FG%	FT-FTA	FT%	REB	RPG	PTS	PPG
1958-59	25	161-378	.426	131-162	.809	98	3.9	453	18.1
1959-60	27	219-460	.476	158-198	.798	100	3.7	596	22.1
1960-61	27	180-437	.412	120-152	.788	138	5.1	480	17.8
TOTALS	79	560-1275	.439	409-512	.799	336	4.3	1529	19.4



RICK BARRY, 1965
Consensus First Team

YEAR	GP	FG-FGA	FG%	FT-FTA	FT%	REB	RPG	PTS	PPG
1962-63	24	162-341	.475	131-158	.829	351	14.6	455	19.0
1963-64	27	314-572	.549	242-287	.843	448	16.6	870	32.1
1964-65	26	340-651	.522	292-341	.859	475	18.3	973	37.4
TOTALS	77	816-1564	.522	665-786	.846	1274	16.5	2298	29.8



DON CURNUTT, 1970
AP Second Team, UPI Second Team

YEAR	GP	FG-FGA	FG%	FT-FTA	FT%	REB	RPG	PTS	PPG
1967-68	28	268-559	.480	99-120	.825	64	2.3	635	22.7
1968-69	24	262-613	.428	138-170	.812	72	3.0	662	27.6
1969-70	25	283-644	.439	143-166	.861	54	2.2	709	28.4
TOTALS	77	813-1816	.448	380-456	.833	190	2.5	2006	26.1



TIM JAMES, 1999
AP Third Team, NABC Third Team

YEAR	GP	FG-FGA	FG%	3FG-3FGA	3FG%	FT-FTA	FT%	REB	RPG	PTS	PPG
1995-96	28	117-221	.529	2-6	.333	46-85	.541	151	5.4	282	10.1
1996-97	29	165-380	.434	2-8	.250	73-120	.608	196	6.8	405	14.0
1997-98	28	184-379	.485	4-17	.235	97-144	.674	263	9.4	469	16.8
1998-99	30	215-451	.477	12-41	.293	115-165	.697	246	8.2	557	18.6
TOTALS	115	681-1431	.476	20-72	.278	331-514	.644	856	7.4	1713	14.9

HURRICANES IN THE DRAFT

PLAYERS SELECTED IN THE NBA DRAFT

PLAYER	TEAM	YEAR	ROUND-OVERALL PICK
Dick Mantl	New York Knickerbockers	1956	Knicks' 10th selection
Dick McCoy	Detroit Pistons	1963	3rd Round-21st overall
Rick Barry	San Francisco Warriors	1965	1st Round-2nd overall
Mike Wittman	St. Louis Hawks	1967	5th Round-49th overall
Rusty Parker	Atlanta Hawks	1968	5th Round-61st overall
Bill Soens	Philadelphia 76ers	1968	11th Round-145th overall
Don Curnutt	New York Knickerbockers	1970	10th Round-170th overall
Wayne Cunady	Portland Trail Blazers	1970	15th Round-218th overall
Willie Allen	Baltimore Bullets	1971	4th Round-60th overall
Pete Harford	Milwaukee Bucks	1988	2nd Round-39th overall
Jon Wylie	Los Angeles Clippers	1991	2nd Round-38th overall
Constantin Popa	Los Angeles Clippers	1995	2nd Round-53rd overall
Tim James	Miami Heat	1999	1st Round-25th overall
John Salmons	San Antonio Spurs	2002	1st Round-26th overall
James Jones	Indiana Pacers	2003	2nd Round-49th overall
Guillermo Diaz	Los Angeles Clippers	2006	2nd Round-52nd overall



In 2007-08, **JOHN SALMONS** averaged 12.5 points, 4.3 rebounds and 2.6 assists per game and made 41 starts for the Sacramento Kings.



In 1999, **TIM JAMES** was selected in the first round of the NBA Draft by the Miami Heat.

UM PLAYERS SELECTED IN THE ABA DRAFT

PLAYER	TEAM	YEAR	ROUND
Mike Wittman	Anaheim Amigos	1967	12th Round
Bill Soens	New York Nets	1968	10th Round
Rusty Parker	Oakland Oaks	1968	8th Round
Don Curnutt	Indiana Pacers	1970	7th Round
Willie Allen	Miami Floridians	1971	12th Round

CONFERENCE HONOR ROLL



In 2007-08, **JACK McCLINTON** became the first Hurricane to earn First Team All-ACC honors.

FIRST TEAM ALL-ACC

Jack McClinton	2007-08

SECOND TEAM ALL-ACC

Guillermo Diaz	2004-05
Guillermo Diaz	2005-06

THIRD TEAM ALL-ACC

Robert Hite	2005-06
Jack McClinton	2006-07

HONORABLE MENTION ALL-ACC

Robert Hite	2004-05

ACC ALL-DEFENSIVE TEAM

Anthony King	2004-05

ACC ALL-ACADEMIC TEAM

Brian Asbury	2005-06
Jimmy Graham	2005-06
Adrian Thomas	2005-06
Jimmy Graham	2006-07
Jack McClinton	2006-07
Jack McClinton	2007-08

ACC PLAYER OF THE WEEK

Robert Hite	Dec. 13, 2004
Guillermo Diaz	Jan. 10, 2005
Jack McClinton	Dec. 4, 2006
Jack McClinton	Dec. 17, 2007

ACC ROOKIE OF THE WEEK

Dwayne Collins	Jan. 22, 2007

FIRST TEAM ALL-BIG EAST

Tim James	1997
Tim James	1998
Johnny Hemsley	1998-99
	1999-00

SECOND TEAM ALL-BIG EAST

Tim James	1996-97
Johnny Hemsley	1998-99
Darius Rice	1999-00
John Salmons	2001-02
Darius Rice	2001-02
	2002-03

THIRD TEAM ALL-BIG EAST

Constantin Popa	1992-93
Constantin Popa	1994-95
Mario Bland	1999-00
John Salmons	2000-01
James Jones	2001-02
Darius Rice	2002-03

HONORABLE MENTION ALL-BIG EAST

James Jones	2002-03

BIG EAST ALL-ROOKIE TEAM

Steven Edwards	1992-93
Kevin Norris	1994-95
Tim James	1996-98
Darius Rice	2000-01
Guillermo Diaz	2003-04

BIG EAST PLAYER OF THE YEAR

Tim James	1998-99



CONFERENCE HONOR ROLL



BIG EAST COACH OF THE YEAR

Leonard Hamilton	1994-95
Leonard Hamilton	1998-99

BIG EAST MOST IMPROVED PLAYER

Johnny Hemsley	1998-99

SPORTSMANSHIP AWARD

John Salmons	2001-02

BIG EAST ACADEMIC ALL-STAR

Nick Donovan	1995-96
Brad Timpf	1995-96
Nick Donovan	1996-97
Nick Donovan	1997-98
Jerry Schile	1998-99
Faik El-Bassiouni	1999-00
James Jones	1999-00
Jerry Schile	1999-00
Paulo Coelho	2000-01
James Jones	2000-01
Jerry Schile	2000-01
James Jones	2001-02
Jerry Schile	2001-02
James Jones	2002-03
Dusty Marakovits	2002-03

BIG EAST ALL-TOURNAMENT TEAM

Jerome Scott	1992
Tim James	1999
Marcus Barnes	2002

BIG EAST PLAYER OF THE WEEK

Jamal Johnson	Dec. 20, 1993
Tim James	Dec. 16, 1996
Kevin Norris	Jan. 20, 1997
Tim James	Nov. 24, 1997
Johnny Hemsley	Jan. 5, 1998
Johnny Hemsley	Dec. 21, 1998
Tim James	Dec. 28, 1998
Johnny Hemsley	Jan. 4, 1999
Tim James	Feb. 8, 1999
Tim James	Feb. 15, 1999
Johnny Hemsley	Feb. 22, 1999
Mario Bland	Mar. 5, 2000
John Salmons	Mar. 4, 2001
John Salmons	Dec. 23, 2001
John Salmons	Dec. 31, 2001
Darius Rice	Jan. 28, 2002
Darius Rice	Jan. 27, 2003
Robert Hite	Dec. 29, 2003

BIG EAST ROOKIE OF THE WEEK

Steven Edwards	Jan. 24, 1993
Steven Edwards	Feb. 14, 1993
Steven Edwards	Feb. 28, 1993
Kevin Norris	Jan. 16, 1995
Tim James	Jan. 2, 1996
Tim James	Jan. 9, 1996
Tim James	Feb. 26, 1996
Tim James	Mar. 3, 1996
Marcus Barnes	Jan. 22, 2001
Darius Rice	Feb. 19, 2001
Guillermo Diaz	Dec. 8, 2003



A two-time First Team All-Big East selection, **TIM JAMES** was named Big East Player of the Year in 1998-99.

HURRICANE LETTERMEN



WAYNE CANADAY



TITO HORFORD



JAKE MORTON



JOSEPH RANDON

A–A–A–A

Adams, Brandon	1988-92
Angelus, Charles	1945-46
Alix, Lou	1961-62
Allen, Ken	1960-63
Allen, Willie	1968-71
Alter, Foster	1930-31
Applegate, Bruce	1958-61
Arterburn, Harold	1953-55
Asbury, Brian	**2005-08**
Ashman, Rodger	1926-29

B–B–B–B

Barker, Chuck	1994-96
Barnes, Lucas	1996-98
Barnes, Marcus	2000-02
Barry, Rick	1962-65
Bateman, Glenn	2004-05
Bates, John	1963-64, 1965-67
Bazil, Alex	1940-41
Beckner, Wayne	1962-65
Berghoff, Dick	1957-58
Berumen, Rafael	2001-03
Bland, Mario	1996-00
Bleier, Ted	1927-29
Boyle, Gene	1939-40
Brown, Eric	1985-89
Buncum, Omari	2006-07
Burdette, Marty	1955-58
Burns, Dennis	1985-89
Burton, Trevor	1989-93
Butler, Lee	2004-06
Butts, Bernie	1962-64
Byars-Dawson, Mike	1997-99

C–C–C–C

Caldwell, Justin	1989-91
Cambell, Bob "Whitey"	1946-50
Canaday, Wayne	1968-70
Cantrell, Dennis	1967-70
Carbonneau, Harold	1927-28
Carifeo, George	1940-42
Carroll, Bob	1947-48
Carson, James	1952-55
Catha, Larry	1926-29
Chadroff, Sy	1949-52
Clark, Adam	1991-93
Clark, Clifton	1995-97
Clarke, Karron	2003-04
Clemente, Denis	2005-07
Cobb, Don	1947-49
Coelho, João Paulo	1998-00, 2001-03
Cohen, Julie	1959-62
Collins, Dwayne	**2006-08**
Contreras, Edward	1956-59
Copeland, Keaton	2004-07
Corcoran, John	1938-39
Courtney, Cliff	1927-28
Crowe, Luke	1930-31
Curcio, Mike	1996-98
Curnutt, Don	1967-70

D–D–D–D

Dampier, John	1963-65
Davis, Jerry	1956-57, 1958-59
Davis, Howard	1938-40
Davis, Will	1992-97
Dawson, Tim	1985-88
Denton, Bob	1952-54
Dews, James	**2006-08**
Diaz, Guillermo	2003-06
Djahue, Rodrigue	2000-04
Donovan, Nick	1995-99
Douglas, Bob	1941-42
Doyle, Keith	1945-46
Dunn, Eddie	1938-39
Dunn, Mitchell	1994-95
Dusewicz, Adam	1991-94

E–E–E–E

Edwards, Lou	1945-47
Edwards, Steven	1992-96
El-Bassiouni, Tarik	1999-00
Elliott, Doug	1989-91
Evans, John	1928-29, 1930-31

F–F–F–F

Ferrara, Tony	1947-50
Fisher, Michael	1946-47
Focht, Dick	1950-51
Franklin, Alfred "Red"	1927-29
Fraser, Alex	1993-97
Frazier, Steve	1992-96, 97-98
Friedman, Abe	1946-50
Friedman, Mike	1955-56
Frisby, William	2001-02, 2003-05

G–G–G–G

Gardner, Joe	1956-59
Gardner, Michael	1991-94
Gay, Charles	1969-70
Gee, Junior	1964-67
Gilbert, Lawrence	2006-07
Glenn, Darrell	1985-86
Glover, Landon	2006-08
Godfrey, Ron	1958-61
Gonzalez, Orlando	1999-01
Gordon, Joe	2000-01
Graham, Jimmy	**2005-08**
Green, Bob	1963-67
Green, Tom	1967-69
Grist, Joe	1949-51
Grob, Charles	1963-66
Guimento, Chuck	1938-40

H–H–H–H

Hagan, Arthur	1945-46
Hamilton, Gary	2002-06
Hamilton, George	1938-39
Hammond, Dod	1959-60
Hanley, Charles	1967-68
Hansen, Louis	1928-29, 1930-31
Harden III, Leonard	2003-04
Harris, Anthony	[illegible]
Harris, Lionel	[illegible]
Harvey, Tim	[illegible]
Heffer, Larry	[illegible]
Hemsley, Johnny	[illegible]
Hickox, Dick	[illegible]
Hicks, Raymond	2004-05
High, Tshombe	[illegible]
Hilbish, Tom	[illegible]
Hill, Dan	[illegible]
Hite, Robert	2002-06
Hoban, Gene	[illegible]
Hocker, Thomas	[illegible]
Hoffman, Richard	[illegible]
Holiber, Charles	[illegible]
Horford, Tito	[illegible]
Houston, Kevin	[illegible]
Howard, Lemuel	[illegible]
Howell, Douglas	[illegible]
Hubbard, Lee	[illegible]
Hughes, Bryan	[illegible]
Hurd, Leroy	[illegible]
Hurdle, Lance	2007-08
Hutslar, Mike	[illegible]

I–I–I–I

Ibach, Ervin	1946-49
Ingemi, Mike	1947-48
Isles, David	1994-95

J–J–J–J

James, Harvey	1945-46
James, Tim	1995-99
Jennings, Vernon	1996-00
Johnson, Jamal	1993-94
Jones, James	1999-03
Jones, Rick	1984-87
Jupin, Gene	1941-42

K–K–K–K

Kahn, Andy	1990-91
Kasulin, Al	1941-42
Keene, Howard	1950-53
Kees, James	1940-41
Kessler, Larry	1962-63
Kichefski, Robert	1954-55
Kieserman, Jim	1991-92
King, Anthony	2003-06, 2007-08
Kisker, David	1970-71
Klein, Richard	1970-71
Klima, Edward	1953-56
Kojkowski, Stanley	1955-57
Konel, Dave	1939-40
Krutulis, Joe	1939-42

L–L–L–L

Landis, Dave	1958-60
Law, Rick	1969-71
Lawrence, Anthony	1991-93
Lawrence, Bruce	1954-55
Lawrence, Pat	1991-94
Lee, Harford	1940-41

HURRICANE LETTERMEN

[illegible]	1957-58
[illegible] Pete	1945-46
[illegible]	2000-01
[illegible]	1989-92
[illegible]	1946-47
[illegible] Herman	1927-29

[illegible]–M–M

[illegible]ald, Mackey	1948-51
[illegible], Todd	1997-98
[illegible]haw, Harry	1958-61
[illegible]wis, Danny	2000-03
[illegible], Stewart	1963-66
[illegible]ard, Antoine	2004-05
[illegible], Tom	1966-69
[illegible], William	1948-49
[illegible]ston, Jack	**2006-08**
[illegible]mick, Torey	1993-97
[illegible], Mike	1960-63
[illegible] John	1926-28
[illegible], Joe	1946-48
[illegible], John	1945-46
[illegible]do, Marion	1928-29
[illegible], Richard	1952-56
[illegible], Bruce	1987-89
[illegible], Edwin	1955-58
[illegible], Jake	1988-93
[illegible], Joe	1956-58
[illegible], Robert	1954-55
[illegible], Andy	1941-42

[illegible]–N–N

[illegible]-Pablo	2006-08
[illegible], Ismael	2002-03
[illegible], Norm	1957-59
[illegible], Dave	1952-53
[illegible], Mike	1985-87
[illegible], Kevin	1994-98
[illegible], Charles	1966-68
[illegible], Nick	1955-56
[illegible], Bob	1969-70

[illegible]–O–O

[illegible], Jimmy	1926-27
[illegible], Harold	1938-39
[illegible], Brandon	2000-05
[illegible], Jack	1951-52
[illegible], Harold	1926-28
[illegible], Kevin	1970-71
[illegible], John	1968-70

[illegible]–P–P

[illegible], Chris	1991-94
[illegible], Rusty	1965-68
[illegible], Don	1963-66
[illegible], Lorenzo	1992-96
[illegible], Reggie	1987-89
[illegible], Constantin	1991-95
[illegible], Kevin	1985-89
[illegible], Ernest	1953-56

R–R–R–R

Randon, Joseph	1988-92
Rice, Darius	2000-04
Rich, Steve	1993-96
Richardson, Mark	1985-89
Rios, Eddie	**2007-08**
Roberson, Terrell	1985-86
Roberts, Oti	1999-00
Rodgers, Dan	1965-68
Rosa, Anthony	1992-96
Ross, Joe	1987-91
Ryan, Jack	1948-49
Ryskamp, Kenneth	1954-55

S–S–S–S

Salmons, John	1998-02
Schayowitz, Willie	1951-54
Schlie, Jerry	1997-99, 2000-02
Schneckenberg, Bob	1985-87
Schneider, Jack	1949-52
Schuler, Harold	1946-47
Schuyler, Charles	1947-48
Scott, Jerome	1988-92
Scott, Tom	1940-41
Shapiro, Bruce	1959-61
Shipe, Paul	1990-91
Silvis, Richard	1951-52
Simmons, Michael	1998-99, 2000-03
Sistik, Phil	1945-46
Skalaski, Charles	1945-46
Snell, Willie	1970-71
Snider, Martin	1958-60
Soens, Bill	1966-68
Solie, Lloyd	1927-29, 1930-31
Spagnolo, Bob	1969-71
Spisak, Jack	1959-60, 1961-63
Stage, Gene	1955-58
Stanton, Bob	1926-28
Stavreti, Carl	1960-63
Stavreti, Chris	1959-62
Steiner, Bob	1955-56, 1957-58
Stevenson, Jerry	1967-69
Stratton, Jonathan	2004-08
Strong, Donald	1970-71
Surratt, Armondo	2002-04
Swaby, Ochiel	1991-92

T–T–T–T

Talbot, Robert George	1956-57
Thistlethwaite, Mark	1956-57
Thomas, Adrian	**2005-06**
Timpf, Brad	1992-96
Tobin, John	1939-42
Tracy, Art	1939-40
Tucker, Dick	1939-41
Turonis, Pete	1956-57
Tyler, Elton	1997-00, 2001-02

V–V–V–V

Volkman, Mike	1964-66

W–W–W–W

Waggoner, Jaime	1994-98
Walker, Jermaine	1996-97
Ward, Hammie	1989-93
Warren, Joel	1985-89
Watson, Kaleaf	2001-02
Weinstein, Gerald	1946-50
Welch, Ron	1968-70
Westover, Brian	1970-71
Wilkins, Eric	2002-06
Williams, Levertis	1987-89
Wimbley, Dwayne	1997-01
Wiseman, Charles	1997-98
Wittman, Mike	1964-67
Woods, Lee	1960-63
Wrench, Roger	1949-52
Wylie, Joe	1988-91

Y–Y–Y–Y

Yanuck, Mel	1950-53
Younts, Austin	1928-29
Yovicsin, Anthony	1946-47

TEAM CAPTAINS

1926-27	Rodger Ashman
1927-28	Rodger Ashman
1928-29	Rodger Ashman
1939-40	Tom Hilbish
1940-41	Tom Hilbish
1941-42	John Tobin
1948-49	Abe Friedman
1951-52	Sy Chadroff
1952-53	Mel Yanuck
1954-55	Harold Arterburn
1955-56	Dick Miani
1956-57	Gene Stage
1957-58	Marty Burdette
1958-59	Joe Gardner
1959-60	Bruce Applegate
1960-61	Dick Hickox
1961-62	Julie Cohen
1962-63	Kenny Allen
1963-64	Wayne Beckner
1964-65	Wayne Beckner
1995-96	Steven Edwards, Alex Fraser
1996-97	Alex Fraser, Torey McCormick (Asst. Captain), Kevin Norris (Asst. Captain)
2000-01	John Salmons, Dwayne Wimbley
2001-02	John Salmons, James Jones, Elton Tyler
2002-03	Paulo Coelho, James Jones, Darius Rice, Mike Simmons
2003-04	Rob Hite, Darius Rice
2005-06	Guillermo Diaz, Anthony Harris, Rob Hite, Anthony King
2006-07	Anthony Harris, Anthony King
2007-08	Anthony King, Jack McClinton



JOHN TOBIN



JOE GARDNER



KEN ALLEN

RETIRED JERSEYS

NO. 24 RICK BARRY

The first basketball jersey to be retired at the University of Miami was number 24 in honor of Rick Barry, the Hurricanes' all-time leading scorer. Barry, UM's lone consensus First Team All-American, led the Hurricanes to a 65-16 record and a pair of postseason berths in his three years. Barry, who finished his UM career with 2,298 points and 1,274 rebounds, is the only Hurricane to top both the 2,000-point and the 1,000-rebound barrier. He still owns five UM career records and numerous single-season records. Barry was inducted into the Basketball Hall of Fame in Springfield, Mass. in 1986. He is the only player in basketball history to win single-season scoring titles in the NCAA, NBA and ABA.



RICK BARRY was named one of the 50 Greatest Players in NBA History in 1996.

NO. 40 TIM JAMES

On February 27, 1999, Tim James became just the [illegible] have his number retired. During his four seasons at UM, [illegible] itive influence both on and off the court. A Miami native, Jame[illegible] active in the community, working with the "Join a Team, Not a G[illegible] gram and speaking to local youth groups on the importance of [illegible] school and saying no to drugs.

James, the only player to record over 1,500 career points, 500 [illegible] rebounds and 200 career blocked shots, helped lead the Hurricanes [illegible] the national spotlight. During his four seasons, Miami registered a [illegible] (.624) record, four consecutive winning seasons and three consecu[illegible] postseason appearances, including the school's first NCAA Tournament [illegible] since 1960. The 6-7 forward ended his UM career ranked fourth on [illegible] career scoring list (1,713 points), fifth on the career rebounding [illegible] rebounds) and second on the career blocked shots list (224 blocks).

James, a two-time First Team All-BIG EAST selection, was named [illegible] Team All-America by both the Associated Press and National Associa[illegible] of Basketball Coaches as a senior, as well as BIG EAST Co-Player of [illegible] Year in 1999.



TIM JAMES had his jersey retired in a ceremony prior to the Hurricanes' regular-season finale versus Rutgers on February 27, 1999.

MIAMI IN THE POLLS

Week	AP Poll	USA Today/ESPN Poll	UPI Poll
1997-98			
11/24/97	ARV (27 pts-37th)	—	—
12/1/97	ARV (31 pts-36th)	ARV (9 pts-42nd)	—
12/8/97	ARV (60 pts-30th)	ARV (28 pts-29th)	—
12/15/97	ARV (78 pts-30th)	ARV (19 pts-33rd)	—
12/22/97	ARV (80 pts-31st)	ARV (18 pts-33rd)	—
12/29/97	ARV (19 pts-34th)	ARV (16 pts-32nd)	—
1/5/98	ARV (38 pts-27th)	ARV (29 pts-29th)	—
1/12/98	ARV (95 pts-26th)	ARV (41 pts-26th)	—
1/19/98	ARV (4 pts-43rd)	ARV (5 pts-39th)	—
1/26/98	—	ARV (11 pts-32nd)	—
2/9/98	ARV (5 pts-41st)	—	—
2/23/98	ARV (1 pt-46th)	—	—
3/1/98	ARV (2 pts-43rd)	—	—
1998-99			
Preseason	ARV (12 pts-44th)	ARV (9 pts-36th)	—
11/16/98	ARV (16 pts-35th)	No Poll	15th
11/23/98	ARV (20 pts-34th)	—	—
11/30/98	ARV (16 pts-36th)	—	HM
12/6/98	ARV (16 pts-43rd)	—	—
12/13/98	ARV (10 pts-48th)	ARV (1 pt-58th)	18th
12/20/98	ARV (2 pts-54th)	—	—
12/27/98	ARV (3 pts-52nd)	—	—
1/4/99	ARV (25 pts-31st)	ARV (25 pts-27th)	HM
1/11/99	ARV (47 pts-30th)	ARV (8 pts-35th)	HM
1/18/99	25th (103 pts)	ARV (21 pts-27th)	—
1/25/99	23rd (307 pts)	25th (61 pts)	—
2/1/99	25th (156 pts)	ARV (42 pts-26th)	—
2/8/99	16th (581 pts)	21st (142 pts)	16th
2/15/99	15th (824 pts)	16th (279 pts)	HM
2/22/99	11th (1056 pts)	13th (382 pts)	HM
3/1/99	9th (1230 pts)	10th (473 pts)	T19th
3/8/99	10th (1089 pts)	12th (444 pts)	HM
Final	No Poll	T12th (296 pts)	T19th
1999-2000			
Preseason	25th (222 points)	24th (118 pts)	17th
11/15/99	ARV (172 pts-26th)	No Poll	HM
11/22/99	ARV (168 pts-26th)	24th (94 pts)	—
11/29/99	ARV (126 pts-26th)	25th (71 pts)	—
12/6/99	ARV (36 pts-31st)	ARV (14 pts-32nd)	—
12/13/99	ARV (15 pts-36th)	ARV (6 pts-35th)	—
12/20/99	ARV (5 pts-39th)	ARV (6 pts-38th)	—
12/27/99	—	ARV (4 pts-42nd)	—
2/21/00	ARV (15 pts-29th)	ARV (2 pts-T41st)	—
2/28/00	ARV (43 pts-26th)	ARV (2 pts-T40th)	—
3/6/00	23rd (185 pts)	ARV (34 pts-27th)	—
3/13/00	23rd (181 pts)	25th (39 pts)	—
Final	No Poll	20th (201 pts)	—
2000-01			
Preseason	ARV (2 pts-57th)	ARV (4 pts-55th)	—
11/20/00	—	ARV (18 pts-38th)	—
11/27/00	ARV (1 pt-T53rd)	ARV (9 pts-T42nd)	—

Week	AP Poll	USA Today/CNN Poll
2001-02		
Preseason	—	ARV (16 pts-36th)
11/12/01	No Poll	ARV (13 pts-T36th)
11/19/01	ARV (1 pt-T50th)	ARV (10 pts-T39th)
11/26/01	ARV (3 pts-T49th)	ARV (10 pts-T37th)
12/3/01	ARV (6 pts-T45th)	ARV (12 pts-T37th)
12/10/01	ARV (29 pts-T36th)	ARV (24 pts-T34th)
12/17/01	ARV (153 pts-26th)	ARV (54 pts-26th)
12/24/01	24th (277 pts)	23rd (109 pts)
12/31/01	21st (471 pts)	21st (175 pts)
1/7/02	21st (378 pts)	20th (172 pts)
1/14/02	24th (265 pts)	20th (164 pts)
1/21/02	22nd (424 pts)	19th (209 pts)
1/28/02	15th (642 pts)	16th (275 pts)
2/4/02	12th (736 pts)	11th (344 pts)
2/11/02	13th (728 pts)	11th (419 pts)
2/18/02	17th (548 pts)	13th (348 pts)
2/25/02	22nd (308 pts)	18th (217 pts)
3/3/02	20th (427 pts)	16th (251 pts)
3/10/02	21st (348 pts)	21st (189 pts)
Final	No Poll	ARV (66 pts-27th)
2002-03		
Preseason	—	ARV (1 pt-T57th)
11/25/02	—	ARV (3 pts-50th)
12/2/02	—	ARV (4 pts-T41st)
2004-05		
12/6/04	ARV (4 pts-T40th)	—
12/13/04	ARV (3 pts-T38th)	—
12/20/04	ARV (3 pts-38th)	—
12/27/04	ARV (3 pts-T36th)	—
1/3/05	ARV (3 pts-T36th)	—
1/10/05	ARV (9 pts-38th)	—
1/17/05	ARV (30 pts-29th)	—
1/24/05	ARV (1 pt-48th)	—
2/7/05	ARV (1 pt-T46th)	—
2/14/05	ARV (6 pts-40th)	—
2005-06		
Preseason	ARV (16 pts-T38)	ARV (6 pts-41)
11/21/05	ARV (9 pts-41)	—
11/28/05	ARV (2 pts-52)	—
1/16/06	ARV (3 pts-T44)	ARV (4 pts-T36)
1/23/06	ARV (1 pt-T46)	ARV (2 pts-T41)
1/30/06	—	ARV (5 pts-T36)
2/6/06	ARV (3 pts-44)	ARV (9 pts-T31)
2007-08		
11/26/07	ARV (68 pts-31)	ARV (28 pts-33)
12/3/07	ARV (102 pts-27)	ARV (22 pts-32)
12/10/07	ARV (133 pts-26)	ARV (35 pts-26)
12/17/07	22nd (274 pts)	22nd (98 pts)
12/24/07	19th (443 pts)	19th (188 pts)
12/31/07	ARV (59 pts-27)	ARV (46 pts-26)
1/7/08	25th (85 pts)	ARV (21pts-27)
1/14/08	21st (286 pts)	24th (84 pts)
1/21/08	ARV (15 pts-35)	ARV (2 pts-T41)
1/28/08	ARV (7 pts-43)	ARV (8 pts-37)
2/4/08	–	ARV (3 pts-T38)
2/25/08	ARV (62 pts-26)	ARV (8 pts-T31)
3/3/08	ARV (13 pts-32)	–
Final	No Poll	ARV (3 pts-37)

ARV-Also Receiving Votes | HM-Honorable Mention
Highest Associated Press Ranking: No. 8 (Week of 3/1/60)
Highest Coaches Poll Ranking: No. 10 (Week of 3/1/99)
Most First Place Votes: 7 AP (Week of 3/1/60)
Most Consecutive Weeks Ranked in AP Poll: 12 (12/24/01-3/10/02)
Most Consecutive Weeks Ranked in Coaches Poll: 12 (12/24/01-3/10/02)

UM VS. RANKED OPPONENTS



BRIAN ASBURY

1961-62

1/30/61	Louisville (#7 AP)	W	71-69

1962-63

12/21/62	Duke (#2 UPI)	W	71-69

1964-65

12/12/64	St. John's (#10 AP, #13 UPI)	L	79-77
2/2/65	Miami (Ohio) (#20 UPI)	W	100-85

1965-66

12/9/65	at San Francisco (#11 UPI)	L	105-89
12/28/66	Western Kentucky (#17 UPI)	L	94-89

1966-67

2/18/67	Houston (#7 AP, #8 UPI)	L	105-86
2/25/67	at St. John's (#17 UPI)	L	97-70

1967-68

2/15/68	at Houston (#1 AP)	L	106-64

1969-70

12/12/69	at UCLA (#2 AP)	L	127-69
12/30/69	Ohio University (#5 AP)	L	99-74
1/10/70	at Jacksonville (#7 AP)	L	121-87
2/14/70	at Houston (#13 AP)	L	118-98
2/28/70	Florida State (#9 AP)	L	112-96
3/4/70	Jacksonville (#6 AP)	L	108-97

1970-71

1/9/71	at Jacksonville (#7 AP)	L	124-82
3/2/71	Jacksonville (#9 AP)	L	94-75

1985-86

2/19/86	at Duke (#2 AP)	L	104-82
2/22/86	Notre Dame (#14 AP)	L	126-73

1986-87

12/6/86	at North Carolina (#1 AP)	L	127-77
1/17/87	at Kansas (#20 AP)	L	82-47
2/21/87	at Florida (#18 AP)	L	99-60
3/5/87	at Notre Dame (#20 AP)	L	65-49

1987-88

11/27/87	vs. Michigan (#9 AP)	L	109-76
12/30/87	vs. Purdue (#11 AP)	L	110-82
1/2/88	Georgetown (#18 AP)	L	82-78
1/6/88	at Duke (#9 AP)	L	107-69
2/9/88	Brigham Young (#8 AP)	L	99-86

1988-89

12/10/88	Duke (#1 AP)	L	117-102
1/7/89	at Georgetown (#5 AP)	L	112-79
1/12/89	Kansas (#12 AP)	W	87-86
1/24/89	Providence (#20 AP)	L	106-91

1989-90

12/19/89	at Arizona (#20 AP)	L	83-53
1/10/90	Kansas (#1 AP)	L	100-73
2/5/90	at North Carolina (#25 AP)	L	87-74

1990-91

12/14/90	Georgia (#11 AP)	L	78-60
3/6/91	at DePaul (#25 AP)	L	75-58

1991-92

1/2/92	at Connecticut (#5 AP)	L	85-62
1/7/92	at Seton Hall (#18 AP)	L	64-52
1/11/92	at Syracuse (#20 AP)	L	73-57
1/14/92	St. John's (#17 AP)	W	45-42
1/18/92	Connecticut (#8 AP)	L	77-58
2/29/92	Syracuse (#22 AP)		
3/4/92	Seton Hall (#22 AP)		
3/13/92	vs. Georgetown (#21 AP)		

1992-93

12/7/92	at Seton Hall (#6 AP)		
1/2/93	Georgetown (#10 AP)		
1/6/93	at Pittsburgh (#24 AP)		
1/9/93	at Syracuse (#21 AP)		
1/23/93	Pittsburgh (#20 AP)		
2/20/93	St. John's (#25 AP)		
2/23/93	Seton Hall (#14 AP)		

1993-94

12/22/93	at Syracuse (#21 AP, #18 USAT)		
1/15/94	at Boston College (#20 AP, #20 USAT)		
2/5/94	at Connecticut (#5 AP, #6 USAT)		
2/22/94	Connecticut (#5 AP)		
3/1/94	Syracuse (#14 AP)		

1994-95

12/6/94	Syracuse (#19 AP, #19 USAT)		
1/7/95	at Georgetown (#12 AP, #13 USAT)		
1/25/95	Villanova (#22 AP, #25 USAT)		
1/28/95	at Syracuse (#6 AP, #6 USAT)		
1/31/95	at Connecticut (#4 AP, #5 USAT)		
2/4/95	Georgetown (#13 AP, #13 USAT)		
2/7/95	at Villanova (#16 AP, #18 USAT)		
3/4/95	Connecticut (#4 AP, #5 USAT)		
3/10/95	vs. Georgetown (#24 AP)		

1995-96

12/5/95	Villanova (#2 AP, #2 USAT)		
1/3/96	Syracuse (#11 AP, #12 USAT)		
1/6/96	at Connecticut (#7 AP, #6 USAT)		
1/13/96	at Georgetown (#5 AP, #5 USAT)		
1/27/96	at Villanova (#7 AP, #7 USAT)		
2/1/96	at Syracuse (#18 AP, #16 USAT)		
2/10/96	Boston College (#22 AP, #21 USAT)		
3/7/96	vs. Georgetown (#6 AP, #6 USAT)		

1996-97

12/7/96	Syracuse (#19 AP, #17 USAT)		
1/2/97	at Boston College (#25 AP, #25 USAT)		
1/11/97	at Villanova (#8 AP, #7 USAT)		

1997-98

11/21/97	Charlotte (#17 AP, #17 USAT)		
12/27/97	Georgia Tech (#23 USAT)		
1/6/98	Connecticut (#8 AP, #8 USAT)		
1/10/98	at West Virginia (#25 AP, #21 USAT)		
1/18/98	at Syracuse (#15 AP, #15 USAT)		
2/10/98	Syracuse (#23 AP, #20 USAT)		
2/28/98	West Virginia (#19 AP, #19 USAT)		
3/13/98	vs. UCLA (#19 AP, #20 USAT)		

1998-99

12/5/98	at Kentucky (#8 AP, #8 USAT)		
1/6/99	St. John's (#10 AP, #9 USAT)		
1/20/99	Connecticut (#1 AP, #1 USAT)		
2/3/99	at St. John's (#9 AP, #10 USAT)		
2/8/99	at Syracuse (#18 AP, #17 USAT)		
2/20/99	at Connecticut (#2 AP, #2 USAT)		
3/5/99	vs. St. John's (#9 AP, #10 USAT)		

1999-2000

12/18/99	North Carolina (#7 AP, #9 USAT)		
1/8/00	Syracuse (#7 AP, #8 USAT)		
1/29/00	Kentucky (#16 AP, #18 USAT)		
2/19/00	at Connecticut (#18 AP, #18 USAT)		

UM VS. RANKED OPPONENTS

(#18 AP, #21 USAT)	W	74-70
(#19 AP, #20 USAT)	L	58-57
(#8 AP, #8 USAT)	W	75-62
(#16 AP, #19 USAT)	L	80-71
North Carolina (#14 AP, #12 USAT)	L	67-45
Seton Hall (#24 AP)	L	82-73
Connecticut (#15 AP, #15 USAT)	W	77-74
Seton Hall (#22 AP, #25 USAT)	W	72-66
Syracuse (#10 AP, #7 USAT)	W	68-57
Rutgers (#21 AP, #24 USAT)	W	58-53
Georgetown (#23 AP, #24 USAT)	W	79-71
Connecticut (#17 AP, #22 USAT)	W	68-66
Pittsburgh (#7 AP, #7 USAT)	L	76-71
Florida (#13 AP, #13 USAT)	L (2OT)	94-93
Connecticut (#3 AP, #3 USAT)	L (OT)	83-80
Connecticut (#11 AP, #8 USAT)	W	77-76
North Carolina (#12 AP, #13 USAT)	L	89-64
Pittsburgh (#15 AP, #15 USAT)	L (2OT)	84-80
Syracuse (#26 USAT)	L	91-74
Connecticut (#8 AP, #8 USAT)	L	76-63
Providence (#19 AP, #17 USAT)	L	70-57
Florida (#19 AP, #18 USAT)	W	72-65
Georgia Tech (#9 AP, #10 USAT)	L	80-69
NC State (#24 USAT)	W	67-66
Duke (#4 AP, #4 USAT)	L	92-83
North Carolina (#6 AP, #6 USAT)	L	87-67
Wake Forest (#5 AP, #5 USAT)	L	94-82
Maryland (#22 AP, #24 USAT)	W (OT)	75-73
Wake Forest (#5 AP, #5 USAT)	L	68-63
Duke (#6 AP, #6 USAT)	L	83-59
NC State (#21 AP/#19 USAT	L	81-69
Florida (#5 AP/#5 USAT)	L	77-67
Louisville (#10 AP/#10 USAT)	L	58-43
Maryland (#14 AP/#12 USAT)	W	84-70
North Carolina (#20 AP/#20 USAT)	W	81-70
Boston College (#21 AP/#21 USAT)	L	65-61
NC State (#16 AP/#15 USAT)	L (2OT)	86-77
North Carolina (#23 AP/#24 USAT)	L	80-70
Boston College (#13 AP/#15 USAT)	L	65-54
Duke (#2 AP/#2 USAT)	L	92-71
Duke (#3 AP/#3 USAT)	L	80-76
Georgia Tech (#21 AP/#25 USAT)	W	90-82
Maryland (#25 USAT)	W	63-58
Duke (#11 AP/#11 USAT)	L	85-63
Virginia Tech (#24 AP/#23 USAT)	L	92-85
North Carolina (#3 AP/#3 USAT)	L	105-64
Virginia (#24 AP/#19 USAT)	W	68-60
Maryland (#17 AP/#21 USAT)	W	67-62
North Carolina (#5 AP/#4 USAT)	L	98-82
Clemson (#25 USAT)	W	75-72
Duke (#3 AP/#3 USAT)	L	88-73
Duke (#5 AP/#4 USAT)	W	96-95
Texas (#7 AP/#7 USAT)	L	75-72

ALL-TIME

HIGHEST RANKED OPPONENT BEATEN ON ROAD
#2 Connecticut, 73-71 (2/20/99)

HIGHEST RANKED OPPONENT BEATEN AT HOME
#2 Duke, 71-69 (12/21/62)

SINCE THE REBIRTH IN 1985-86

HIGHEST RANKED OPPONENT BEATEN ON ROAD
#2 Connecticut, 73-71 (2/20/99)

HIGHEST RANKED OPPONENT BEATEN AT HOME
#4 Duke, 96-95 (2/20/08)

UM vs. RANKED TEAMS ALL-TIME

Home	27-43 (.386)
at BankUnited Center	8-11 (.421)
Away	10-53 (.159)
Neutral	2-14 (.125)
Total	39-110 (.262)

UM vs. RANKED TEAMS SINCE THE REBIRTH (1985-86)

Home	24-36 (.400)
Away	10-46 (.179)
Neutral	2-14 (.125)
Total	36-96 (.273)

UM vs. RANKED OPPONENTS SINCE JOINING ACC (2004-05)

ACC	10-18 (.357)
Home	7-8 (.467)
Away	2-9 (.182)
Tournament	1-1 (.500)

NON-CONFERENCE

	1-2 (.333)
Home	0-1 (.000)
Away	1-0 (1.000)
Neutral	0-2 (.000)



DWAYNE COLLINS

NETWORK TV APPEARANCES



JAMES DEWS

1985-86

1/18/86	Arizona 81, Miami 74 (OT)	CBS
2/22/86	Notre Dame 126, Miami 73	ESPN

1986-87

1/17/87	Kansas 82, Miami 47	NBC
2/7/87	Navy 78, Miami 62	CBS
2/26/87	Florida State 108, Miami 84	ESPN

1987-88

11/27/87	Michigan 109, Miami 76	ESPN
1/2/88	Georgetown 82, Miami 78	USA Network
2/15/88	Florida 83, Miami 73	USA Network
2/27/88	DePaul 101, Miami 82	NBC
3/8/88	Dayton 90, Miami 89	USA Network

1988-89

1/12/89	Miami 87, Kansas 86	ESPN
12/19/89	Arizona 83, Miami 53	ESPN

1991-92

1/29/92	Pittsburgh 82, Miami 52	ESPN
2/12/92	Providence 73, Miami 51	ESPN

1992-93

1/6/93	Pittsburgh 85, Miami 78	ESPN
2/10/93	Miami 75, Boston College 71	ESPN

1993-94

1/12/94	Pittsburgh 83, Miami 55	ESPN
1/26/94	Seton Hall 77, Miami 48	ESPN
2/16/94	Boston College 79, Miami 63	ESPN

1994-95

1/11/95	Miami 82, St. John's 79	ESPN
2/22/95	Miami 61, Seton Hall 57	ESPN
3/15/95	Penn State 62, Miami 56	ESPN

1995-96

2/14/96	Providence 77, Miami 54	ESPN
2/20/96	Miami 96, St. John's 91 (2OT)	ESPN2
2/28/96	Miami 71, Notre Dame 59	ESPN
3/6/96	Miami 77, Rutgers 67	ESPN2
3/7/96	Georgetown 92, Miami 62	ESPN2

1996-97

2/2/97	Rutgers 60, Miami 59	ESPN
2/5/97	Miami 78, Pittsburgh 63	ESPN
2/10/97	Miami 61, Seton Hall 51	ESPN2
3/5/97	Miami 76, St. John's 68 (OT)	ESPN2
3/6/97	Georgetown 63, Miami 59	ESPN2

1997-98

12/31/97	Miami 78, Seton Hall 65	ESPN
2/10/98	Syracuse 72, Miami 63	ESPN2
2/18/98	Providence 59, Miami 57	ESPN
3/4/98	Georgetown 62, Miami 56	ESPN
3/13/98	UCLA 65, Miami 62	CBS

1998-99

12/5/98	Kentucky 74, Miami 65	CBS
1/13/99	Miami 74, Rutgers 62	ESPN2
1/20/99	Connecticut 70, Miami 68 (OT)	ESPN
2/3/99	Miami 73, St. John's 70	ESPN
2/8/99	Miami 76, Syracuse 63	ESPN
2/20/99	Miami 73, Connecticut 71	CBS
3/4/99	Miami 65, Georgetown 54	ESPN2
3/5/99	St. John's 62, Miami 59	ESPN
3/12/99	Miami 75, Lafayette 54	CBS
3/14/99	Purdue 73, Miami 63	CBS

1999-2000

12/18/99	North Carolina 78, Miami 68	ESPN
1/17/00	Miami 67, Villanova 66	ESPN
1/29/00	Kentucky 60, Miami 57	CBS
2/7/00	Miami 77, Georgetown 55	ESPN
2/19/00	Miami 63, Connecticut 57	ABC
2/26/00	Miami 55, Notre Dame 52	ESPN
3/5/00	Miami 74, St. John's 70 (OT)	CBS
3/9/00	Miami 61, Notre Dame 58	ESPN2
3/10/00	St. John's 58, Miami 57	ESPN
3/17/00	Miami 75, Arkansas 71	CBS
3/19/00	Miami 75, Ohio State 62	CBS
3/24/00	Tulsa 80, Miami 71	CBS

2000-01

12/4/00	North Carolina 67, Miami 45	ESPN2
1/22/01	St. John's 67, Miami 63 (OT)	ESPN
2/1/01	Miami 72, Seton Hall 66	ESPN2
2/10/01	St. John's 85, Miami 79 (OT)	ABC
2/13/01	Miami 68, Syracuse 57	ESPN2
2/17/01	Miami 80, Villanova 62	ESPN
2/24/01	Connecticut 60, Miami 53	ABC
3/7/01	Pittsburgh 78, Miami 69	ESPN

2001-02

1/8/02	St. John's 71, Miami 60	ESPN2
2/10/02	Boston College 76, Miami 63	ABC
2/26/02	Miami 81, Providence 65	ESPN2
3/7/02	Miami 84, Georgetown 76 (OT)	ESPN
3/8/02	Pittsburgh 76, Miami 71	ESPN
3/14/02	Missouri 93, Miami 80	CBS

2002-03

1/4/03	Miami 64, North Carolina 61 (OT)	ESPN
1/20/03	Miami 77, Connecticut 76	ESPN
1/26/03	Syracuse 54, Miami 49	CBS
2/22/03	Georgetown 74, Miami 72	ESPN
3/8/03	St. John's 76, Miami 73	ESPN
3/12/03	Seton Hall 67, Miami 52	ESPN

2003-04

1/7/04	North Carolina 89, Miami 64	ESPN

2004-05

1/19/05	Duke 92, Miami 83	ESPN
3/3/05	Duke 83, Miami 59	ESPN

2005-06

11/29/05	Michigan 75, Miami 53	ESPN2
1/14/06	Miami 81, North Carolina 70	ESPN2
1/24/06	Virginia 71, Miami 51	ESPNU
2/8/06	NC State 86, Miami 77 (2OT)	ESPNU
2/22/06	Miami 70, Virginia Tech 59	ESPNU
3/10/06	Duke 80, Miami 76	ESPN2
3/15/06	Miami 62, Oklahoma State 59	ESPNU
3/22/06	Michigan 71, Miami 65	ESPNU

2006-07

11/28/06	Northwestern 61, Miami 59	ESPN2
12/23/06	Louisville 82, Miami 59	ESPN
1/6/07	Wake Forest 79, Miami 78	ESPNU
1/31/07	North Carolina 105, Miami 64	ESPN
2/3/07	Virginia 81, Miami 70	ESPNU
2/7/07	Boston College 75, Miami 68	ESPNU

2007-08

11/15/07	Miami 85, Marist 81	ESPNU
11/16/07	Miami 69, VCU 63	ESPN2
11/18/07	Miami 64, Providence 59	ESPN2
12/2/07	Miami 66, St. John's 47	ESPN
2/2/08	Duke 88, Miami 73	ESPN
3/5/08	Miami 74, Boston College 61	ESPNU
3/14/08	Virginia Tech 63, Miami 49	ESPN2
3/21/08	Miami 78, St. Mary's 64	CBS
3/23/08	Texas 75, Miami 72	CBS

MIAMI'S ALL-TIME TV RECORD

ABC	14
CBS	30
NBC	04
ESPN	46-56
ESPN2	12-8
ESPNU	8-8
USA	03
FSN	1-0
Total	41-64 (.390)



TEAM RECORDS

GAME

MOST POINTS SCORED	vs. Rollins, 1965	148
MOST POINTS SCORED AGAINST	by UCLA, 1970	127
OTHER TOP SCORING GAMES	vs. Rollins, 1963	144
	vs. Tampa, 1965	141
	vs. Tampa, 1965	136
	vs. Tampa, 1964	134
	vs. Rollins, 1965	128
	vs. Jacksonville, 1965	127
	vs. Rollins, 1964	127
	vs. Florida Southern, 1965	124
	vs. La Salle, 1964	121
	vs. Florida Southern, 1960	121
MOST POINTS IN LOSS	vs. Oklahoma City, 1962	113
LARGEST MARGIN OF VICTORY	vs. Rollins, 1965	69
HIGHEST TOTAL SCORE	vs. Tampa, 1965	255
MOST PLAYERS SCORING IN A GAME	vs. Florida A&M, 1995	14
MOST FIELD GOALS MADE	vs. Rollins, 1965	60
HIGHEST FIELD GOAL PERCENTAGE		
	vs. Coppin State (24 of 36), 1988	.667
	vs. Bethune-Cookman (32 of 48), 1989	.667
	vs. Birmingham-Southern (30 of 45), 2005	.667
3-POINT FIELD GOALS MADE	vs. Georgetown, 1993	15
3-POINT FIELD GOAL ATTEMPTS	vs. Notre Dame, 2002	34
3-POINT FIELD GOAL PERCENTAGE	vs. UConn (7 of 8), 1992	.875
MOST FREE THROWS MADE	vs. Tampa, 1956	46
MOST FREE THROWS ATTEMPTED	vs. Kentucky Wesleyan, 1957	61
HIGHEST FREE THROW PERCENTAGE (minimum 15 FTA)		
	vs. Maryland (18 of 18), 1965	1.000
	vs. Creighton (32 of 33), 1964	.970
MOST REBOUNDS	vs. Northeastern Illinois, 1995	61
MOST ASSISTS	vs. Florida Southern, 2008	29
	vs. Lehigh, 1991	29
MOST STEALS	vs. Savannah State, 2002	21
MOST BLOCKED SHOTS (Game)	vs. Hartford, 1996	17
MOST BLOCKED SHOTS (Half)	vs. Hartford (1st half), 1996	13
MOST TURNOVERS	vs. Georgetown, 1996	32
MOST PERSONAL FOULS	vs. Tampa, 1962	36
MOST TOTAL FOULS (both teams)	vs. Tampa, 1965	73
FEWEST PERSONAL FOULS	vs. Rollins, 1962	5
FEWEST TOTAL FOULS (both teams)	vs. Rollins, 1962	13

MISCELLANEOUS

MOST CONSECUTIVE GAMES WITH A THREE-POINT FGM		
	1991-01	278

SEASON

MOST VICTORIES	2001-02	
	2007-08, 1999-2000, 1989-99, 1962-63, 1959-60	
MOST DEFEATS	1991-92	
LONGEST WINNING STREAK	1946-47, 2001-02	
	2007-08	14
LONGEST LOSING STREAK	1993-94	13
MOST GAMES OVER 100 POINTS	1988-89	17
Opponent	1988-89	11
MOST POINTS	1988-89	10
Opponent	1988-89	2,803
HIGHEST SCORING AVERAGE	1964-65	2,778
Opponent	1969-70	98.4
MOST REBOUNDS	1962-63	96.9
Opponent	1959-60	1,859
MOST FIELD GOALS MADE	1988-89	1,395
Opponent	1988-89	1,024
MOST FIELD GOALS ATTEMPTED	1963-64	1,040
Opponent	1967-68	2,194
FIELD GOAL PERCENTAGE	1988-89 (1,024-2,083)	2,138
Opponent	1988-89 (1,040-2,129)	.492
3-POINT FIELD GOALS MADE	2007-08, 2001-02	.488
Opponent	2005-06	236
3-POINT FIELD GOALS ATTEMPTED	2001-02	245
Opponent	2007-08	684
3-POINT FIELD GOAL PERCENTAGE	2007-08, (236-613)	677
Opponent	1986-87, (151-370)	.385
MOST FREE THROWS MADE	1959-60	.408
Opponent	1955-56	663
MOST FREE THROWS ATTEMPTED	1956-57	597
Opponent	1955-56	914
FREE THROW PERCENTAGE	1964-65 (642-807)	909
Opponent	1969-70, (537-743)	.796
MOST ASSISTS	1988-89	.723
Opponent	1988-89	583
MOST STEALS	1988-89	516
Opponent	1987-88	287
MOST BLOCKED SHOTS	2001-02	288
Opponent	2000-01	190
MOST TURNOVERS	1998-99	144
Opponent	1999-00	575
MOST PERSONAL FOULS	1991-92	615
Opponent	2007-08	701
		678

INDIVIDUAL RECORDS

...S SCORED, GAME

...rry vs. Rollins, 1965	59
...rry vs. Tampa, 1965	55
...Barry vs. Florida Southern, 1965	54
...Barry vs. Jacksonville, 1964	52
...Barry vs. Tampa, 1965	51
...Barry vs. Oklahoma City, 1965	51
...Barry vs. Houston, 1965	50
...Barry vs. Rollins, 1964	50
...McCoy vs. Rollins, 1963	48
...adroff vs. Rollins, 1952	47

...INTS SCORED, SEASON

...Barry, 1964-65 (26)	973
...Barry, 1963-64 (27)	870
...Brown, 1988-89 (31)	765
...Curnutt, 1969-70 (25)	709
...Curnutt, 1968-69 (24)	662
...Curnutt, 1967-68 (28)	635
...Hickox, 1959-60 (27)	596
...simo Diaz, 2005-06 (34)	586
...e Wittman, 1966-67 (26)	585
...e Wittman, 1965-66 (26)	567
...McClinton, 2007-08 (32)	566
...bert Hite, 2005-06 (34)	558
...ky Parker, 1967-68 (28)	558

...CORING AVERAGE, SEASON

...k Barry, 1964-65 (26)	37.4
...k Barry, 1963-64 (27)	32.1
...n Curnutt, 1969-70 (25)	28.4
...n Curnutt, 1968-69 (24)	27.6
...Brown, 1988-89 (31)	24.7
...n Curnutt, 1967-68 (28)	22.7
...e Wittman, 1966-67 (26)	22.3
...k Hickox, 1959-60 (27)	22.1
...e Wittman, 1965-66 (26)	21.8
...Chadroff, 1951-52 (22)	20.9

...INTS SCORED (FG-FT), CAREER

...Barry, 1962-65 (816-666)	2,298
...e Brown, 1985-89 (805-633)	2,270
...n Curnutt, 1967-70 (813-380)	2,006
...rius Rice, 2000-04 (631-343)	1,865
...bert Hite, 2002-06 (622-245)	1,717
...e James, 1995-99 (681-331)	1,713
...nis Burns, 1985-89 (690-205)	1,594
...Hickox, 1958-61 (560-409)	1,529
...ney Hemsley, 1996-00 (530-164)	1,497
...simo Diaz, 2003-06 (516-271)	1,477
...en Edwards, 1992-96 (419-290)	1,393
...Godfrey, 1958-61 (518-348)	1,384
...es Jones, 1999-03 (464-304)	1,356
...a Wittman, 1964-67 (492-335)	1,319
...e Wylie, 1988-91 (501-289)	1,297
...e Allen, 1968-71 (482-329)	1,293
...s Salmons, 1998-02(444-313)	1,287
...e McCoy, 1960-63 (524-183)	1,231
...o Bland, 1996-00 (450-289)	1,199
...e Slagle, 1955-58 (450-292)	1,192
...d Parker, 1965-68 (472-246)	1,190
Kevin Presto, 1985-89 (376-234)	1,156
Constantin Popa, 1991-95 (452-228)	1,132
Jack McClinton, 2006-08 (342-216)	1,085
Bob Campbell, 1946-50 (471-134)	1,076
Julie Cohen, 1959-62 (388-266)	1,042
Dick Miani, 1952-56 (392-258)	1,042
Jerome Scott, 1988-92 (359-235)	1,038
Rick Jones, 1964-67 (374-281)	1,029

FIELD GOALS MADE, GAME

Rick Barry vs. Houston, 1965	21
Rick Barry vs. Rollins, 1965	20
Rick Barry vs. Rollins, 1965	20
Mike McCoy vs. Rollins, 1963	20
Rick Barry vs. Oklahoma City, 1965	19
Mike Wittman vs. Oklahoma City, 1965	19
Rick Barry vs. Rollins, 1964	19
Rick Barry vs. Jacksonville, 1964	19
Steve Rich vs. St. John's, 1996	18
Wayne Beckner vs. Tampa, 1965	18
Rick Barry vs. Yale, 1965	18
John Dampier vs. Army, 1964	18
Sy Chadroff vs. Rollins, 1952	18

FIELD GOALS MADE, SEASON

Rick Barry, 1964-65 (26)	340
Rick Barry, 1963-64 (27)	314
Don Curnutt, 1969-70 (25)	283
Don Curnutt, 1967-68 (28)	268
Don Curnutt, 1968-69 (24)	262
Eric Brown, 1988-89 (31)	255
Mike McCoy, 1962-63 (28)	237
Mike Wittman, 1966-67 (26)	219
Dick Hickox, 1959-60 (27)	219
Tim James, 1998-99 (30)	215

FIELD GOALS MADE, CAREER

Rick Barry, 1962-65	816
Don Curnutt, 1967-70	813
Eric Brown, 1985-89	805
Dennis Burns, 1985-89	690
Tim James, 1995-99	681
Darius Rice, 2000-04	631
Robert Hite, 2002-06	622
Dick Hickox, 1958-61	560
Johnny Hemsley, 1996-00	530
Mike McCoy, 1960-63	524

FIELD GOALS ATTEMPTED, GAME

(Since 1985-86)

Johnny Hemsley vs. North Carolina, 1999	30
Darius Rice vs. Connecticut, 2003	27
Jack McClinton at Boston College, 2008	26
Joe Wylie vs. George Mason, 1990	26
Steve Rich vs. St. John's, 1996	25
Dennis Burns vs. Dayton, 1988	25
Robert Hite vs. Florida Atlantic, 2004	24
Joe Wylie vs. South Florida, 1991	24
Dennis Burns vs. New Mexico, 1989	24
Dennis Burns vs. Oral Roberts, 1989	24



RICK BARRY



DARIUS RICE

INDIVIDUAL RECORDS



RAYMOND HICKS

FIELD GOALS ATTEMPTED, SEASON

Rick Barry, 1964-65 (26)	651
Don Curnutt, 1969-70 (25)	644
Don Curnutt, 1968-69 (24)	613
Rick Barry, 1963-64 (27)	572
Don Curnutt, 1967-68 (28)	559
Mike McCoy, 1962-63 (28)	530
Johnny Hemsley, 1999-2000 (30)	488
Dick Miani, 1955-56 (26)	488
Mike McCoy, 1961-62 (26)	485
John Dampier, 1963-64 (27)	483

FIELD GOAL ATTEMPTS, CAREER

Don Curnutt, 1967-70	1,816
Darius Rice, 2000-04	1,564
Rick Barry, 1962-65	1,564
Eric Brown, 1985-89	1,504
Tim James, 1995-99	1,431
Dennis Burns, 1985-89	1,409
Robert Hite, 2002-06	1,406
Dick Hickox, 1958-61	1,275
Johnny Hemsley, 1996-00	1,283
Mike McCoy, 1960-63	1,212

FIELD GOAL PERCENTAGE, GAME

(Since 1985-86)

Raymond Hicks vs. North Carolina A&T, 2008 (7-7)	1.000
Alex Fraser vs. Providence, 1997 (6-6)	1.000
Alex Fraser vs. Syracuse, 1996 (6-6)	1.000
Jamal Johnson vs. Florida A&M, 1993 (6-6)	1.000
Raymond Hicks vs. Georgia Tech, 2006 (5-5)	1.000
Raymond Hicks vs. Stetson, 2006 (5-5)	1.000
Anthony King vs. Virginia Tech, 2005 (5-5)	1.000
Anthony King vs. Morgan State, 2005 (5-5)	1.000
Rafael Berumen vs. New Hampshire, 2002 (5-5)	1.000
Elton Tyler vs. Florida Atlantic, 1999 (5-5)	1.000
Anthony Rosa vs. Seton Hall, 1994 (5-5)	1.000
Samarr Logan vs. George Mason, 1990 (5-5)	1.000
Eric Brown vs. Alabama State, 1987 (15-16)	.937
Eric Brown vs. Bethune Cookman, 1988 (12-13)	.923
Tim James vs. Memphis, 1997 (11-12)	.917
Trevor Burton vs. Maine, 1991 (11-12)	.917

FIELD GOAL PERCENTAGE, SEASON

(Minimum 200 Attempts)

Mario Bland, 1997-98 (122-200)	.610
Mario Bland, 1998-99 (125-212)	590
Eric Brown, 1988-89 (255-437)	.584
Elton Tyler, 2001-02 (149-257)	580
Eric Brown, 1987-88 (193-333)	.580
Rusty Parker, 1965-66 (140-254)	.551
Dwayne Collins, 2007-08 (120-218)	**.550**
Rick Barry, 1963-64 (314-572)	.549
Tito Horford, 1987-88 (176-326)	.540
Anthony King, 2005-06 (107-201)	.532

FIELD GOAL PERCENTAGE, CAREER

(Minimum 4 FGM Per Game Played)

Eric Brown, 1985-89 (805-1504)	[illegible]
Rick Barry, 1962-65 (816-1564)	[illegible]
Donald Strong, 1970-71 (167-321)	[illegible]
Rusty Parker, 1965-68 (472-915)	.680
Tito Horford, 1986-88 (313-613)	.511
Constantin Popa, 1991-95 (452-917)	.493
Dennis Burns, 1985-89 (690-1409)	.490
Joe Wylie, 1988-91 (501-1032)	.485
Tim James, 1995-99 (681-1431)	.476
Mike Wittman, 1964-67 (492-1040)	.473

3-POINT FIELD GOALS MADE, GAME

Johnny Hemsley vs. Lafayette, 1999	9
Samarr Logan vs. Boston College, 1990	8
Jack McClinton vs. Virginia, 2008	7
Robert Hite vs. Wake Forest, 2006	7
Robert Hite vs. Florida International, 2004	7
Darius Rice vs. Connecticut, 2003	7
Darius Rice vs. Virginia Tech, 2001	7

3-POINT FIELD GOALS MADE, SEASON

Jack McClinton, 2007-08 (32)	94
Jack McClinton, 2006-07 (31)	91
Robert Hite, 2005-06 (34)	86
Marcus Barnes, 2001-02 (32)	79
Steven Edwards, 1992-93 (27)	79
Guillermo Diaz, 2005-06 (34)	78
Darius Rice, 2001-02 (32)	76
Robert Hite, 2004-05 (29)	72
Johnny Hemsley, 1998-99 (30)	70
Kevin Presto, 1986-87 (31)	69

3-POINT FIELD GOALS MADE, CAREER

Steven Edwards, 1992-96	265
Darius Rice, 2000-04	260
Robert Hite, 2002-06	228
Jack McClinton, 2006-08	185
Guillermo Diaz, 2003-06	174
Kevin Presto, 1985-89	170
Johnny Hemsley, 1996-00	164
Jake Morton, 1988-93	136
Kevin Norris, 1994-98	134
James Jones, 1999-03	124

Note: 3-point FGs were adopted in 1986-87

3-POINT FIELD GOALS ATTEMPTED, GAME

Darius Rice vs. Virginia Tech, 2001	15
Jack McClinton at Georgia Tech, 2008	14
Marcus Barnes vs. Connecticut, 2001	14
Darius Rice vs. Florida State, 2003	13
Steven Edwards vs. Boston College, 1996	13
Steven Edwards vs. Robert Morris, 1994	13
12 occasions	12

INDIVIDUAL RECORDS

[illegible]-POINT FIELD GOALS ATTEMPTED, [illegible]GON

[illegible] Barnes, 2001-02 (32)	229
[illegible]cClinton, 2007-08 (32)	**220**
[illegible]mo Diaz, 2005-06 (34)	214
[illegible]s Rice, 2001-02 (32)	208
[illegible] McClinton, 2006-07 (31)	**207**
[illegible]ert Hite, 2005-06 (34)	207
[illegible]ven Edwards, 1992-93 (27)	207
[illegible]nny Hemsley, 1999-2000 (30)	200
[illegible]ven Edwards, 1995-96 (28)	200
[illegible]ven Edwards, 1994-95 (28)	195

[illegible]-POINT FIELD GOALS ATTEMPTED, [illegible]CAREER

[illegible]ven Edwards, 1992-96	766
[illegible]s Rice, 2000-04	755
[illegible]ert Hite, 2002-05	593
[illegible]nny Hemsley, 1996-2000	487
[illegible]llermo Diaz, 2003-06	458
[illegible]vin Presto, 1985-89	453
[illegible]k McClinton, 2006-08	**427**
[illegible]vin Norris, 1994-98	407
[illegible]ke Morton, 1988-93	390
[illegible]rcus Barnes, 2000-02	370

[illegible]-POINT FIELD GOAL PERCENTAGE, GAME

([illegible]imum 4 Attempts)

[illegible]obert Hite vs. VA Tech, 2004 (5-5)	1.000
[illegible]revor Burton vs. Georgetown, 1993 (5-5)	1.000
[illegible]amarr Logan vs. Davidson, 1990 (5-5)	1.000
[illegible]evertis Williams vs. FIU, 1988 (5-5)	1.000
[illegible]nthony Harris vs. Maryland, 2006 (4-4)	1.000
[illegible]rome Scott vs. Pittsburgh, 1992 (4-4)	1.000
[illegible]el Warren vs. Marist, 1988 (4-4)	1.000
[illegible]obert Hite vs. UMass, 2004 (5-6)	833
[illegible]teve Frazier vs. FAU, 1995 (5-6)	.833
[illegible]ke Morton vs. Georgetown, 1993 (5-6)	.833
[illegible]k McClinton vs. Stetson, 2008 (4-5)	**.800**
[illegible]revor Burton vs. Davidson, 1991 (4-5)	.800
[illegible]ee Ross vs. Florida, 1991 (4-5)	.800
[illegible]ke Morton vs. BYU, 1989 (4-5)	.800
[illegible]ke Morton vs. Stanford, 1989 (4-5)	.800
[illegible]evin Presto vs. BYU, 1989 (4-5)	.800

[illegible]-POINT FIELD GOAL PERCENTAGE, [illegible]SEASON (Minimum 30 Attempts)

[illegible]homas Hocker, 1989-90 (27-55)	.491
[illegible]mes Jones, 2000-01 (41-87)	.471
[illegible]amarr Logan, 1989-90 (40-86)	.465
[illegible]llermo Diaz, 2003-04 (34-76)	.461
[illegible]k McClinton, 2006-07 (91-207)	**.440**
[illegible]ike Noblet, 1986-87 (27-62)	.435
[illegible]k McClinton, 2007-08 (94-220)	**.427**
[illegible]evertis Williams, 1987-88 (22-52)	.423
[illegible]revor Burton, 1991-92 (18-43)	.419
[illegible]homas Hocker, 1988-89 (13-31)	.419
[illegible]obert Hite, 2005-06 (85-207)	.411
[illegible]evin Presto, 1986-87 (69-170)	.406
[illegible]mes Jones, 2002-03 (40-100)	.400
[illegible]nny Hemsley, 1998-99 (70-175)	.400

3-POINT FIELD GOAL PERCENTAGE, CAREER (Minimum 75 Attempts)

Jack McClinton, 2006-08 (185-247)	.433
Thomas Hocker, 1987-90 (53-125)	.424
Trevor Burton, 1989-93 (75-189)	.397
Robert Hite, 2002-06 (228-593)	.384
James Jones, 1999-03 (124-324)	.383
Guillermo Diaz, 2003-06 (174-458)	.380
Samarr Logan, 1989-92 (100-265)	.377
Kevin Presto, 1985-89 (170-453)	.375
Doug Elliott, 1989-91 (50-135)	.370
Levertis Williams, 1987-89 (68-184)	.370
Anthony Rosa, 1993-96 (33-90)	.367
Jake Morton, 1988-93 (136-390)	.349
Joel Warren, 1985-89 (44-126)	.349

CONSECUTIVE GAMES WITH 3-POINT FIELD GOAL MADE, CAREER

Steven Edwards, 1994-95	32
Jack McClinton, 2007-08	**30**
Steven Edwards, 1993	26
Johnny Hemsley, 1998-99	20
Steven Edwards, 1995-96	20
Marcus Barnes, 2002	17
James Dews, 2007-08	**16**
Darius Rice, 2001	15
Darius Rice, 2003	14
James Jones, 2001	14
Kevin Presto, 1988-89	14
Steven Edwards, 1994	14
Steve Frazier, 1994	14

FREE THROWS MADE, GAME

Rick Barry vs. Florida Southern, 1965	22
Ron Godfrey vs. Okla. City, 1960	22
Rick Barry vs. Rollins, 1965	19
Rick Barry vs. St. Joseph's (PA), 1964	19
Rick Barry vs. St. Mary's, 1965	17
Rick Barry vs. Tampa, 1965	17
Rick Barry vs. San Francisco, 1964	17
Joe Munley vs. Ky.-Wesleyan, 1957	17
Dick Hickox vs. Stetson, 1959	16
8 occasions	15

FREE THROWS MADE, SEASON

Rick Barry, 1964-65 (26)	293
Eric Brown, 1988-89 (31)	246
Rick Barry, 1963-64 (27)	242
Eric Brown, 1987-88 (30)	161
Ron Godfrey, 1959-60 (27)	159
Dick Hickox, 1959-60 (27)	158
Mike Wittman, 1965-66 (26)	151
Mike Wittman, 1966-67 (26)	147
Gene Stage, 1956-57 (26)	145
Joe Wylie, 1990-91 (28)	143
Don Curnutt, 1969-70 (25)	143



JACK McCLINTON



JAKE MORTON

INDIVIDUAL RECORDS



LANCE HURDLE

FREE THROWS MADE, CAREER

Rick Barry, 1962-65	666
Eric Brown, 1985-89	633
Dick Hickox, 1958-61	409
Eric Brown, 1985-89	387
Don Curnutt, 1967-70	380
Ron Godfrey, 1958-61	348
Darius Rice, 2000-04	343
Mike Wittman, 1964-67	335
Tim James, 1995-99	331
Willie Allen, 1968-71	316

FREE THROWS ATTEMPTED, GAME

(Since 1985-86)

Eric Brown vs. Brigham Young, 1989	19
Eric Brown vs. Marquette, 1989	17
Eric Brown vs. Tennessee Tech, 1989	17
Eric Brown vs. Providence, 1987	17
Robert Hite vs. North Carolina, 2006	16
Clifton Clark vs. Florida Atlantic, 2004	16
John Salmons vs. West Virginia, 2001	16
Steven Edwards vs. St. John's, 1995	16
Hammie Ward at Tennessee, 1991	16
Eric Brown vs. Virginia Commonwealth, 1988	16
Eric Brown vs. Bethune Cookman, 1988..	16

FREE THROWS ATTEMPTED, SEASON

Rick Barry, 1964-65 (26)	341
Eric Brown, 1988-89 (31)	310
Rick Barry, 1963-64 (27)	287
Eric Brown, 1987-88 (30)	229
Willie Allen, 1970-71 (25)	227
Ron Godfrey, 1959-60 (27)	207
Mike Wittman, 1965-66 (26)	206
Dick Hickox, 1959-60 (27)	198
Joe Wylie, 1990-91 (28)	194
Willie Allen, 1969-70 (26)	188

FREE THROWS ATTEMPTED, CAREER

Eric Brown, 1985-89	840
Rick Barry, 1962-65	786
Willie Allen, 1968-71	553
Tim James, 1995-99	514
Dick Hickox, 1958-61	512
Ron Godfrey, 1958-61	469
Don Curnutt, 1967-70	456
Joe Wylie, 1988-91	451
Darius Rice, 2000-04	443
Mike Wittman, 1964-67	441

FREE THROW PERCENTAGE, GAME

(Since 1985-86)

Jack McClinton vs. St. Mary's, 2008 (11-11)	**1.000**
Lance Hurdle vs. Boston College, 2008 (10-10)	**1.000**
Jack McClinton vs. Georgia Tech, 2006 (10-10)	**1.000**
Guillermo Diaz vs. Virginia, 2005 (10-10)	1.000
Robert Hite vs. Rutgers, 2004 (10-10)	1.000
Johnny Hemsley vs. Georgia State, 1997 (10-10)	1.000
Kevin Norris vs. Buffalo, 1996 (10-10)	1.000
Steve Edwards vs. Villanova, 1993 (10-10)	1.000
Joe Wylie vs. West Virginia, 1991 (10-10)	1.000
Lemuel Howard vs. Duquesne, 1995 (10-10)	1.000
Darius Rice vs. Providence, 2002 (9-9)	1.000
John Salmons vs. Villanova, 2001 (9-9)	1.000
14 occassions (8-8)	1.000

FREE THROW PERCENTAGE, SEASON

(Minimum 50 Attempts)

Jack McClinton, 2007-08 (114-124)	**.919**
James Dews, 2007-08 (49-54)	**.907**
Jack McClinton, 2006-07 (102-114)	**.895**
Dod Hammond, 1959-60 (64-73)	.877
Rick Jones, 1965-66 (134-153)	.876
Robert Hite, 2004-05 (71-82)	.866
Lance Hurdle, 2007-08 (96-111)	**.865**
Robert Hite, 2003-04 (68-79)	.861
Don Curnutt, 1969-70 (143-166)	.861
Rick Barry, 1964-65 (293-341)	.860
Johnny Hemsley, 1999-00 (90-106)	.849
Brian Asbury, 2007-08 (82-97)	**.845**
Rick Barry, 1963-64 (242-287)	.843
John Salmons, 2001-02 (123-146)	.843
James Jones, 2001-02 (111-132)	.841

FREE THROW PERCENTAGE, CAREER

(Minimum 2 FTM Per Game Played)

Jack McClinton, 2006-08 (216-238)	**.908**
Dod Hammond, 1959-60 (64-73)	.877
Lance Hurdle, 2007-08 (96-111)	**.865**
Robert Hite, 2002-06 (245-289)	.848
Rick Barry, 1962-65 (665-786)	.846
Rick Jones, 1964-67 (281-337)	.834
Don Curnutt, 1967-70 (380-456)	.833
James Jones, 1999-03 (304-366)	.831
Johnny Hemsley, 1996-00 (273-339)	.806
John Salmons, 1998-02 (310-385)	.805

REBOUNDS, GAME

Rick Barry vs. Oklahoma City, 1965	29
Wayne Canaday vs. Bucknell, 1969	28
Rick Barry vs. Rollins, 1965	27
Harry Manushaw vs. Florida St., 1959	27
Harry Manushaw vs. Morehead St., 1959	26
Rusty Parker vs. Florida State, 1968	25
Rick Barry vs. Cornell, 1963	25
Rick Barry vs. Houston, 1965	24
Rick Barry vs. Tampa, 1965	24
Wayne Beckner vs. Rollins, 1963	24
Harry Manushaw vs. Toronto, 1959	24

REBOUNDS, SEASON

Rick Barry, 1964-65 (26)	475
Rick Barry, 1963-64 (27)	448
Harry Manushaw, 1958-59 (25)	372
Rick Barry, 1962-63 (24)	351
Mike McCoy, 1962-63 (28)	350
Mike McCoy, 1961-62 (26)	336
Bill Soens, 1966-67 (26)	330
Wayne Canaday, 1969-70 (26)	327
Edwin Morris, 1955-56 (26)	322
Harry Manushaw, 1959-60 (27)	321

INDIVIDUAL RECORDS

...DS, CAREER

...1962-65	1,274
...1968-71	916
...Shaw, 1958-61	914
...1980-63	857
...1995-99	856
...1985-89	855
...Ling, 2003-08	824
...Morris, 1955-58	787
...Godfrey, 1958-61	767
...1988-91	758
...Jean Pupa, 1991-95	701

...STS, GAME

...Gardner vs. Pittsburgh, 1993	14
...Salmons vs. Notre Dame, 2002	13
...Hughes vs. The Citadel, 1985	13
...Jennings vs. Bethune-Cookman, 2000	12
...Jennings vs. Pittsburgh, 1999	12
...Hocker vs. Florida State, 1990	12
...Hocker vs. Tulane, 1990	12
...Salmons vs. St. John's, 2002	11
...Jennings vs. Notre Dame, 2000	11
...Jennings vs. Syracuse, 1999	11
...Norris vs. Florida Atlantic, 1997	11
...Gardner vs. Syracuse, 1993	11
...Scott vs. St. Joseph's (PA), 1991	11
...Presto vs. Alabama State, 1987	11
...casions	10

...STS, SEASON

...Jennings, 1999-00 (32)	218
...Salmons, 2001-02 (32)	195
...Jennings, 1998-99 (30)	167
...Gardner, 1992-93 (27)	154
...Norris, 1996-97 (29)	142
...Hocker, 1989-90 (27)	139
...Norris, 1997-98 (28)	138
...Hocker, 1987-88 (31)	136
...Harris, 2004-05 (29)	133
...Hughes, 1985-86 (28)	129

...STS, CAREER*

...Jennings, 1996-00	520
...Norris, 1994-98	493
...Salmons, 1998-02	429
...Presto, 1985-89	412
...Hocker, 1987-90	384
...Harris, 2002-07	330
...Gardner, 1991-94	319
...Edwards, 1992-96	312
...Simmons, 1998-03	263
...Scott, 1988-92	257
...Diaz, 2003-06	238
...Burns, 1985-89	236
...Jensen, 1985-89	225
...Burton, 1989-93	223

STEALS, GAME

Jerome Scott vs. FIU, 1991	9
Vernon Jennings vs. West Virginia, 2000	7
12 occasions	6

STEALS, SEASON

Jerome Scott, 1991-92 (32)	77
Vernon Jennings, 1999-2000 (32)	75
Jerome Scott, 1990-91 (28)	70
Robert Hite, 2003-04 (30)	61
Vernon Jennings,1998-99 (30)	60
John Salmons, 2001-02 (32)	57
John Salmons, 2000-01 (29)	57
Steven Edwards, 1992-93 (27)	56
Michael Gardner, 1992-93 (27)	52
Robert Hite, 2005-06 (34)	50
John Salmons, 1999-2000 (34)	50
Kevin Norris, 1994-95 (28)	49
Dennis Burns, 1987-88 (31)	48
Clifton Clark, 1996-97 (29)	47
Brian Asbury, 2006-07 (32)	**46**
Kevin Norris, 1996-97 (29)	46

STEALS, CAREER*

Kevin Norris, 1994-98	208
Vernon Jennings, 1996-00	199
John Salmons, 1998-02	192
Robert Hite, 2002-06	187
Jerome Scott, 1988-92	187
Jake Morton, 1988-93	167
Kevin Presto, 1985-89	154
Mike Simmons, 1998-03	141
Steven Edwards, 1992-96	138
James Jones, 1999-03	137
Dennis Burns, 1985-89	136
Darius Rice, 2000-04	129
Tim James, 1995-99	127
Guillermo Diaz, 2003-06	123
Eric Brown, 1985-89	122

BLOCKED SHOTS, GAME

Anthony King vs. Florida Atlantic, 2004	13
James Jones vs. FIU, 2001	8
Tim James vs. West Virginia, 1996	8
Constantin Popa vs. Florida Atlantic, 1992	8
Anthony King vs. Marist, 2008	7
James Jones vs. North Carolina, 2003	7
James Jones vs. FAU, 2000	7
Constantin Popa vs. St. John's, 1995	7
Constantin Popa vs. Beth.-Cookman, 1993	7
Tito Horford vs. South Carolina, 1987	7



ANTHONY KING



JEROME SCOTT

INDIVIDUAL RECORDS



GUILLERMO DIAZ

BLOCKED SHOTS, SEASON

Anthony King, 2004-05 (29)	86
Constantin Popa, 1992-93 (27)	85
Tito Horford, 1987-88 (30)	80
James Jones, 2001-02 (32)	78
Anthony King, 2005-06 (34)	65
Tim James, 1998-99 (30)	65
Tim James, 1996-97 (29)	64
Constantin Popa, 1991-92 (32)	64
Constantin Popa, 1993-94 (27)	59
Constantin Popa, 1994-95 (28)	55
James Jones, 2002-03 (28)	50
Tim James, 1995-96 (28)	50
Anthony King, 2007-08 (34)	48
Elton Tyler,. 2001-02 (32)	48
Dwayne Wimbley, 2000-01 (29)	48

BLOCKED SHOTS, CAREER*

Constantin Popa, 1991-95	263
Tim James, 1995-99	224
Anthony King, 2003-08	219
James Jones, 1999-03	192
Tito Horford, 1986-88	125
Dennis Burns, 1985-89	123
Elton Tyler, 1997-2000, 2001-02	114
Dwayne Wimbley, 1997-01	96
Gary Hamilton, 2002-06	85
Joe Wylie, 1988-91	84
Eric Brown, 1985-89	84
John Salmons, 1998-02	81

PERSONAL FOULS, SEASON

Hammie Ward, 1991-92 (32)	115
Constantin Popa, 1992-93 (27)	103
Constantin Popa, 1991-92 (32)	101
Kevin O'Riordan, 1970-71 (26)	101
Mike Hutslar, 1969-70 (23)	100
Ron Godfrey, 1960-61 (27)	100
Ron Godfrey, 1959-60 (27)	99
Jimmy Graham, 2007-08 (32)	**98**
Gary Hamilton, 2005-06 (34)	96
Tim Harvey, 1985-86 (27)	94

PERSONAL FOULS, CAREER

Constantin Popa, 1991-95	375
Eric Brown, 1985-89	332
John Salmons, 1998-02	316
Hammie Ward, 1989-93	311
Jake Morton, 1988-93	308
Mario Bland, 1996-00	305
Gary Hamilton, 2002-06	297
Ron Godfrey, 1958-61	283
Kevin Presto, 1985-89	277
Vernon Jennings, 1996-00	269

DISQUALIFICATIONS, SEASON

Bill Soens, 1967-68 (28)	9
Bill Soens, 1966-67 (26)	9
Ron Godfrey, 1960-61 (27)	9
Hammie Ward, 1990-91 (28)	8
Tim Harvey, 1985-86 (27)	8
Mike Hutslar, 1969-70 (23)	8
Mike Hutslar, 1968-69 (24)	8
Rusty Parker, 1965-66 (26)	8
Ed Morris, 1956-57 (26)	8
Ed Morris, 1955-56 (26)	8

DISQUALIFICATIONS, CAREER

Mike Hutslar, 1967-70	17
Rusty Parker, 1965-68	17
Edwin Morris, 1955-58	17
Hammie Ward, 1989-93	16
Bill Soens, 1966-68	16
Eric Brown, 1985-89	15
Constantin Popa, 1991-95	15
Ron Godfrey, 1958-61	14
Willie Allen, 1968-71	14
Mark Richardson, 1985-89	14

GAMES STARTED, SEASON

Anthony King, 2007-08 (34)	34
Anthony King, 2005-06 (34)	34
Guillermo Diaz, 2005-06 (34)	34
Robert Hite, 2005-06 (34)	34
Mario Bland, 1999-2000 (34)	34
Elton Tyler, 1999-2000 (34)	34
John Salmons, 1999-2000 (34)	34
James Dews, 2007-08 (34)	**33**
John Salmons, 2001-02 (32)	32
James Jones, 2001-02 (32)	32
Elton Tyler, 2001-02 (32)	32
Hammie Ward, 1991-92 (32)	32
Jerome Scott, 1991-92 (32)	32
Brian Asbury, 2006-07 (31)	**31**
Darius Rice, 2001-02 (32)	31
Vernon Jennings, 1999-2000 (32)	31

GAMES STARTED, CAREER*

Darius Rice, 2000-04	113
Robert Hite, 2002-06	109
Kevin Norris, 1994-98	108
John Salmons, 1998-2002	106
Eric Brown, 1985-89	106
Anthony King, 2003-08	105
Alex Fraser, 1993-97	98
Mario Bland, 1998-00	97
Steven Edwards, 1992-96	91
Kevin Presto, 1985-89	91
James Jones, 1999-2003	89
Tim James, 1995-99	85
Constantin Popa, 1991-95	83
Guillermo Diaz, 2003-06	81

INDIVIDUAL RECORDS

...UTIVE GAMES STARTED, CAREER*

..., 1994-98	108
...ns, 1998-2002	106
..., 1999-2003	89
...rth, 1990-92	72
...King, 2004-06	71
...Diaz, 2003-06	69
..., 1994-96	67
..., 1997-99	61
...ames, 1999-2003	61
...land, 1998-2000	58
...Rice, 2000-01	57

...ked are the years of the consecutive starts

...ES PLAYED, CAREER

...King, 2003-08	126
...Tyler, 1997-00, 2001-02	124
...Simmons, 1998-2002	124
...Jones, 1999-2003	122
...Hite, 2002-06	121
...Presto, 1985-89	121
...Bland, 1996-2000	120
...Brown, 1985-89	120
...Hamilton, 2002-06	119
...Burns, 1985-89	119
...Simmons, 1998-2003	118
...Wimbley, 1997-2001	118
...Rice, 2000-04	116
...James, 1995-99	115
...Diahue, 2000-04	114
...Norris, 1994-98	113
...Popa, 1991-95	113
...Morton, 1988-93	113
...Warren, 1985-89	113
...Hicks, 2004-08	112
...Jennings, 1996-2000	111
...Edwards, 1992-96	110
...Fraser, 1993-97	110
...Hemsley, 1996-2000	108
...Richardson, 1985-89	108
...Burton, 1989-93	107
...Harris, 2003-07	106
...Scott, 1988-92	104
...Ward, 1989-93	100

...UTES PLAYED, SEASON

...Diaz, 2005-06 (34)	1,196
...Hite, 2005-06 (34)	1,127
...Jennings, 1999-00 (32)	1,117
...Scott, 1991-92 (32)	1,108
...Salmons, 1999-00 (34)	1,104
...Hemsley, 1998-99 (30)	1,078
...Salmons, 2001-02 (32)	1,077
...Hemsley, 1999-00 (30)	1,075
...Rice, 2001-02, (32)	1,051
...Jones, 2001-02 (32)	1,048
...Scott, 1990-91 (28)	1,034
...Presto, 1986-87 (31)	1,027
...Brown, 1988-89 (31)	1,016
...Hamilton, 2007-08 (32)	**1,007**
...Burns, 2001-02 (32)	1,001

MINUTES PLAYED, CAREER*

John Salmons, 1998-2002	3,786
Eric Brown, 1985-89	3,761
Darius Rice, 2000-04	3,727
Robert Hite, 2002-06	3,566
Kevin Presto, 1985-89	3,453
Tim James, 1995-99	3,371
James Jones, 1999-2003	3,351
Kevin Norris, 1994-98	3,255
Dennis Burns, 1985-89	3,176
Johnny Hemsley, 1996-2000	3,170
Steven Edwards, 1992-96	3,062
Guillermo Diaz, 2003-06	3,032
Anthony King, 2003-08	2,962
Vernon Jennings, 1996-2000	2,926
Mario Bland, 1996-2000	2,865

20-POINT GAMES, SEASON

Eric Brown, 1988-89 (31)	24
Rick Barry, 1964-65 (26)	24
Rick Barry, 1963-64 (27)	24
Don Curnutt, 1969-70 (25)	21
Don Curnutt, 1968-69 (24)	21
Don Curnutt, 1967-68 (28)	19
Mike Wittman, 1966-67 (27)	17
Dick Hickox, 1959-60 (27)	17
Joe Wylie, 1990-91 (28)	15
Mike McCoy, 1961-62 (26)	14

20-POINT GAMES, CAREER

Rick Barry, 1962-65	61
Don Curnutt, 1967-70	61
Eric Brown, 1985-89	54
Dick Hickox, 1958-61	41
Darius Rice, 2000-04	35
Mike Wittman, 1964-67	33
Johnny Hemsley, 1996-00	29
Joe Wylie, 1988-91	29
Tim James, 1995-99	28
Ron Godfrey, 1958-61	28
Willie Allen, 1968-71	28
Mike McCoy, 1960-63	27
Guillermo Diaz, 2003-06	25
Dennis Burns, 1985-89	24

30-POINT GAMES, SEASON

Rick Barry, 1963-64 (27)	19
Rick Barry, 1964-65 (26)	18
Don Curnutt, 1968-69 (24)	11
Don Curnutt, 1969-70 (25)	10
Eric Brown, 1988-89 (31)	9
Rusty Parker, 1967-68 (28)	5
Don Curnutt, 1967-68 (28)	4
Mike Wittman, 1966-67 (26)	4
John Dampier, 1963-64 (27)	4
Dick Hickox, 1959-60 (27)	4

Returning Players in **Bold**
Games Played in ( )
* Records Beginning in 1985-86



JOHN SALMONS



KEVIN NORRIS

OPPONENT'S INDIVIDUAL SINGLE-GAME HIGHS

POINTS 58
Danny Ferry (Duke)
12/10/88

FIELD GOALS MADE 23
Danny Ferry (Duke)
12/10/88

FIELD GOALS ATTEMPTED 31
Victor Page (Georgetown)
3/6/97

FG% 1.000 (11-11)
Hakim Warrick (Syracuse)
2/14/04

3-PT FGM 9
Mike Hargett (George Mason)
11/23/90

3-PT FGA 16
Billy Donovan (Providence)
1/20/87
Jerome Coleman (Rutgers)
2/17/02

3-PT FG% 1.000 (5-5)
Jerry McCullough (Pittsburgh)
1/12/94

FREE THROWS MADE 17
Jason Lawson (Villanova)
3/5/94
Troy Bell (Boston College)
1/13/01

FREE THROWS ATTEMPTED 21
Jason Lawson (Villanova)
3/5/94

FT% 1.000 (17-17)
Troy Bell (Boston College)
1/13/01

REBOUNDS 24
Darrell Coleman (South Florida)
3/1/88

ASSISTS 14
Tommy Amaker (Duke)
2/19/86
Brandon Knight (Pittsburgh)
3/8/02

TURNOVERS 11
Zlatko Savovic (Lehigh)
12/27/01

BLOCKED SHOTS 13
Kyle Davis (Auburn)
3/14/01

STEALS 8
Eric Murdock (Providence)
1/27/88

ANNUAL LEADERS

SCORING LEADERS

YEAR	PLAYER	FG	FT	PTS
1926-27	No record available			
1927-28	Rodger Ashman			169
1928-29	Rodger Ashman	49	18	116
1929-31	No record available			
1931-32	Polger	71	25	167
1932-38	No team			
1938-39	No record available			
1939-40	John Tobin	86	24	196
1940-41	John Tobin	71	27	169
1941-42	John Tobin	91	39	221
1943-45	No records available			
1945-46	Louis Edwards	53	17	123
1946-47	Bob Campbell	164	39	367
1947-48	Abe Friedman	92	37	221
1948-49	Bob Campbell	164	39	367
1949-50	Mackey MacDonald	134	48	316
1950-51	Sy Chadroff	107	54	268
1951-52	Sy Chadroff	180	999	459
1952-53	Howard Keene	112	126	350
1953-54	Willie Schayowitz	95	37	227
1954-55	Dick Miani	114	73	301
1955-56	Dick Miani	186	139	511
1956-57	Gene Stage	158	145	461
1957-58	Gene Stage	137	79	353
1958-59	Dick Hickox	161	131	453
1959-60	Dick Hickox	219	158	596
1960-61	Dick Hickox	180	120	480
1961-62	Mike McCoy	199	80	478
1962-63	Mike McCoy	237	80	554
1963-64	Rick Barry	314	242	870
1964-65	Rick Barry	340	293	973
1965-66	Mike Wittman	208	151	567
1966-67	Mike Wittman	219	147	585
1967-68	Don Curnutt	268	99	635
1968-69	Don Curnutt	262	138	662
1969-70	Don Curnutt	283	143	709
1970-71	Willie Allen	184	129	497
1972-85	No team			
1985-86	Eric Brown	174	112	460
1986-87	Eric Brown	183	114	460
1987-88	Eric Brown	193	161	551
1988-89	Eric Brown	255	246	765
1989-90	Joe Wylie	210	91	514
1990-91	Joe Wylie	186	143	515
1991-92	Jerome Scott	100	122	371
1992-93	Steven Edwards	127	97	430
1993-94	Jamal Johnson	102	53	257
1994-95	Steven Edwards	102	91	359
1995-96	Steven Edwards	114	68	361
1996-97	Tim James	165	73	405
1997-98	Tim James	184	97	469
1998-99	Tim James	215	115	557
1999-00	Johnny Hemsley	194	90	542
2000-01	Darius Rice	140	67	409
2001-02	Darius Rice	155	92	478
2002-03	Darius Rice	170	99	506
2003-04	Darius Rice	166	85	472
2004-05	Guillermo Diaz	190	97	538
2005-06	Guillermo Diaz	194	120	586
2006-07	Jack McClinton	163	102	519
2007-08	Jack McClinton	179	114	

REBOUNDING LEADERS

YEAR	PLAYER	OFF	DEF	TOT
1950-51	Howard Keene			
1951-52	Howard Keene			
1952-54	No record available			
1954-55	Ken Ryskamp			
1955-56	Ed Morris			
1956-57	Ed Morris			
1957-58	Dick Berghoff			
1958-59	Harry Manushaw			
1959-60	Harry Manushaw			
1960-61	Ron Godfrey			
1961-62	Mike McCoy			
1962-63	Rick Barry			
1963-64	Rick Barry			
1964-65	Rick Barry			
1965-66	Mike Wittman			
1966-67	Billy Soens			
1967-68	Billy Soens			
1968-69	Wayne Canaday			
1969-70	Wayne Canaday			
1970-71	Willie Allen			
1972-85	No team			
1985-86	Eric Brown			238
1986-87	Tito Horford	59	178	241
1987-88	Tito Horford	65	206	271
1988-89	Eric Brown	81	168	249
1989-90	Joe Wylie	89	177	266
1990-91	Joe Wylie	110	169	279
1991-92	Constantin Popa	64	88	152
1992-93	Constantin Popa	76	121	197
1993-94	Constantin Popa	57	105	162
1994-95	Constantin Popa	76	114	190
1995-96	Steve Rich	70	90	160
1996-97	Tim James	88	108	196
1997-98	Tim James	90	173	263
1998-99	Tim James	83	163	246
1999-00	Mario Bland	90	147	237
2000-01	John Salmons	62	111	173
2001-02	James Jones	65	138	203
2002-03	James Jones	52	117	169
2003-04	Darius Rice	55	123	178
2004-05	Anthony King	91	134	231
2005-06	Anthony King	104	132	236
2006-07	Dwayne Collins	105	102	207
2007-08	Anthony King	83	156	239

Only six players in program history have led the Hurricanes in scoring at least three-straight seasons: John Tobin (1940, 41, 42), Dick Hickox (1959, 60, 61), Don Curnutt (1968, 69, 70), Eric Brown (1986, 87, 88, 89), Tim James (1997, 98, 99) and Darius Rice (2001, 02, 03, 04).

ANNUAL LEADERS

...LEADERS*

PLAYER	ASSISTS TOTAL
Bryan Hughes	129
Kevin Presto	117
Thomas Hocker	136
Thomas Hocker	109
Thomas Hocker	139
Jerome Scott	111
Michael Gardner	98
Michael Gardner	154
Torey McCormick	85
Kevin Norris	102
Kevin Norris	111
Kevin Norris	142
Kevin Norris	138
Vernon Jennings	167
Vernon Jennings	218
John Salmons	115
John Salmons	195
Armondo Surratt	93
Armondo Surratt	121
Anthony Harris	133
Guillermo Diaz	97
Anthony Harris	110
Lance Hurdle	82
Jack McClinton	82

...OCKED SHOT LEADERS*

	PLAYER	BLOCKS TOTAL
84	Tim Harvey	46
87	Tito Horford	45
88	Tito Horford	80
89	Dennis Burns	36
90	Joe Wylie	32
91	Joe Wylie	37
92	Constantin Popa	64
93	Constantin Popa	85
94	Constantin Popa	59
95	Constantin Popa	55
96	Tim James	50
97	Tim James	64
98	Tim James	45
99	Tim James	65
00	Elton Tyler	34
01	Dwayne Wimbley	48
02	James Jones	78
03	James Jones	50
04	Gary Hamilton	26
05	Anthony King	86
06	Anthony King	65
07	Brian Asbury	20
08	Anthony King	48

STEAL LEADERS*

YEAR	PLAYER	STEALS TOTAL
1985-86	Bryan Hughes	42
1986-87	Kevin Presto	44
1987-88	Dennis Burns	48
1988-89	Eric Brown	44
1989-90	Jake Morton	45
1990-91	Jerome Scott	70
1991-92	Jerome Scott	77
1992-93	Steven Edwards	56
1993-94	Torey McCormick	43
1994-95	Kevin Norris	49
1995-96	Kevin Norris	45
1996-97	Clifton Clark	47
1997-98	Kevin Norris	68
1998-99	Vernon Jennings	60
1999-00	Vernon Jennings	75
2000-01	John Salmons	57
2001-02	John Salmons	57
2002-03	James Jones	44
2003-04	Robert Hite	61
2004-05	Robert Hite	45
2005-06	Robert Hite	50
2006-07	Brian Asbury	46
2007-08	James Dews	28

* Did not become an official NCAA statistic until 1985-86



CONSTANTIN POPA



ANTHONY HARRIS

YEAR-BY-YEAR STATS

	FG-FGA	PCT	3FG-FGA	PCT	FT-FTA	PCT	OFF-DEF-REB	AVG	PF-DQ	A	TO	BLK	STL	PTS-AVG
1955-56														
Miami Hurricanes	789-2043	.386	—	—	592-839	.706	1271	48.9	545-30	—	—	—	—	2006-71.6
Opponents	759-1976	.384	—	—	597-909	.657	1121	42.9	503-16	—	—	—	—	2131-76.1
1956-57														
Miami Hurricanes	691-1892	.365	—	—	647-914	.708	1198	46.1	531-24	—	—	—	—	2332-75.2
Opponents	786-1980	.396	—	—	595-880	.676	1343	51.6	546-23	—	—	—	—	2335-75.3
1957-58														
Miami Hurricanes	654-1636	.399	—	—	433-623	.697	999	45.4	419-12	—	—	—	—	2453-79.1
Opponents	625-1640	.381	—	—	391-585	.668	943	42.8	435-20	—	—	—	—	5400-77.4
1958-59														
Miami Hurricanes	808-1910	.421	—	—	574-825	.696	1252	50.1	510-19	—	—	—	—	2809-90.6
Opponents	769-2004	.384	—	—	481-817	.671	1029	41.1	565-30	—	—	—	—	2778-89.6
1959-60														
Miami Hurricanes	882-1961	.449	—	—	663-897	.739	1478	54.7	562-19	—	—	—	—	2027-72.4
Opponents	828-2034	.407	—	—	536-793	.676	1398	51.8	619-36	—	—	—	—	2078-74.2
1960-61														
Miami Hurricanes	888-1924	.462	—	—	454-679	.671	1395	51.5	509-20	—	—	—	—	2330-84.4
Opponents	766-1891	.405	—	—	504-721	.699	1208	45.1	501-17	—	—	—	—	2036-75.4
1961-62														
Miami Hurricanes	841-1994	.421	—	—	387-567	.683	1434	55.2	492-26	—	—	—	—	2069-79.7
Opponents	803-1875	.426	—	—	439-666	.659	1198	46.1	431-13	—	—	—	—	2045-78.7
1962-63														
Miami Hurricanes	982-2151	.457	—	—	545-739	.738	1559	55.7	490-14	—	—	—	—	2509-89.6
Opponents	880-2051	.435	—	—	441-651	.678	1155	41.2	532-30	—	—	—	—	2201-78.6
1963-64														
Miami Hurricanes	991-2194	.452	—	—	593-780	.760	1483	54.9	545-19	—	—	—	—	2575-95.4
Opponents	946-2060	.459	—	—	460-707	.645	1268	46.9	577-33	—	—	—	—	2352-87.1
1964-65														
Miami Hurricanes	958-2077	.461	—	—	642-807	.796	1462	55.2	521-18	—	—	—	—	2558-98.4
Opponents	865-1970	.436	—	—	460-680	.677	1145	44.0	588-32	—	—	—	—	2190-84.2
1965-66														
Miami Hurricanes	850-1920	.437	—	—	571-806	.709	1363	52.4	539-21	—	—	—	—	2271-87.3
Opponents	855-1971	.434	—	—	498-751	.663	1299	50.0	581-27	—	—	—	—	2208-84.9
1966-67														
Miami Hurricanes	809-1814	.444	—	—	514-712	.722	1333	51.3	490-26	—	—	—	—	2128-81.8
Opponents	831-1839	.452	—	—	429-629	.682	1081	41.7	499-27	—	—	—	—	2091-80.4
1967-68														
Miami Hurricanes	905-1936	.467	—	—	558-765	.729	1337	47.8	531-30	—	—	—	—	2368-84.6
Opponents	937-2138	.438	—	—	545-788	.691	1345	48.0	532-18	—	—	—	—	2419-86.4
1968-69														
Miami Hurricanes	777-1731	.444	—	—	431-607	.710	1238	51.6	492-23	—	—	—	—	1985-82.0
Opponents	777-1702	.457	—	—	494-684	.722	1017	41.1	448-15	—	—	—	—	2048-85.0
1969-70														
Miami Hurricanes	911-2069	.442	—	—	471-684	.692	1289	49.5	527-26	—	—	—	—	2293-88.2
Opponents	992-2051	.484	—	—	537-743	.723	1347	51.8	518-13	—	—	—	—	2521-96.9
1970-71														
Miami Hurricanes	849-1954	.435	—	—	445-723	.616	1270	48.8	542-22	—	—	—	—	2143-82.4
Opponents	909-1893	.480	—	—	555-793	.669	1335	51.3	544-19	—	—	—	—	2373-91.3

YEAR-BY-YEAR STATS

	FG-FGA	PCT	3FG-FGA	PCT	FT-FTA	PCT	OFF-DEF-REB	AVG	PF-DQ	A	TO	BLK	STL	PTS-AVG
	805-1692	.476	—	—	396-603	.657	1059	37.8	468-22	453	441	109	156	2006-71.6
	902-1910	.472	—	—	327-500	.654	1061	37.9	545-18	499	356	54	228	2131-76.1
	869-1922	.452	127-332	.383	467-686	.681	363-791-1263	40.7	609-24	491	534	128	169	2332-75.2
	857-1954	.439	151-370	.408	470-710	.662	333-698-1150	37.1	621-29	435	433	48	282	2335-75.3
	897-1826	.491	132-374	.353	527-736	.716	306-771-1151	37.1	558-9	542	563	175	198	2453-79.1
	922-2104	.438	116-338	.343	440-645	.682	431-668-1190	38.4	618-12	475	472	60	288	5400-77.4
	1024-2083	.492	173-496	.349	588-832	.707	317-739-1164	37.5	678-23	583	513	102	287	2809-90.6
	1040-2129	.488	146-385	.379	552-838	.659	419-772-1302	42.0	666-23	516	542	62	256	2778-89.6
	737-1723	.428	169-460	.367	371-572	.649	283-582-962	34.4	518-16	406	407	77	245	2014-71.9
	800-1688	.474	117-328	.357	415-606	.685	320-710-1146	40.9	506-22	407	471	71	163	2132-76.1
	729-1657	.440	145-386	.376	424-604	.702	333-542-1002	35.8	524-24	381	458	86	230	2027-72.4
	770-1624	.474	142-426	.333	396-590	.671	298-556-985	35.2	551-16	425	442	84	190	2078-74.2
	671-1692	.397	128-404	.314	471-736	.640	375-591-1098	34.3	701-8	372	500	131	259	1941-60.7
	709-1627	.436	168-446	.377	574-857	.670	431-710-1141	35.7	645-7	440	516	129	248	2160-67.5
	692-1600	.433	186-521	.357	359-599	.599	392-586-978	36.2	575-21	449	421	128	421	1929-71.4
	683-1543	.443	138-356	.388	500-721	.693	389-664-1050	38.9	534-9	397	434	88	204	2004-74.2
	638-1523	.419	138-428	.322	276-472	.585	382-685-1067	39.5	537-15	413	543	141	191	1690-62.6
	645-1626	.397	172-466	.369	447-661	.676	412-616-1028	38.1	483-14	388	371	97	286	1909-70.7
	653-1627	.401	155-486	.319	370-568	.651	406-683-1089	38.9	542-15	377	485	123	218	1831-64.5
	658-1637	.402	177-546	.324	395-590	.669	410-664-1074	38.4	526-20	368	446	87	249	1888-67.4
	667-1577	.423	145-455	.319	404-642	.629	411-676-1087	38.8	542-10	392	477	121	224	1883-67.3
	662-1601	.413	186-514	.362	363-539	.673	370-630-1000	35.7	566-19	363	451	87	229	1873-66.9
	695-1169	.416	107-360	.297	390-603	.647	414-691-1105	38.1	560-17	406	488	173	235	1887-65.1
	632-1662	.380	146-507	.288	411-617	.666	445-681-1126	38.8	558-18	314	488	97	243	1821-62.8
	735-1669	.440	114-397	.287	378-572	.661	388-732-1120	40.0	563-11	395	496	120	259	1962-70.1
	634-1672	.379	165-571	.289	403-622	.648	422-660-1082	38.6	521	352	502	72	241	1836-65.6
	791-1671	.473	123-369	.333	473-677	.699	389-791-1180	39.3	521-8	458	575	158	259	2178-72.6
	695-1810	.384	193-614	.314	367-570	.644	429-607-1036	34.5	587	368	530	81	315	1950-65.0
	849-1971	.431	132-440	.300	516-690	.748	489-793-1282	37.7	615-10	498	504	126	286	2346-69.0
	741-1883	.394	190-637	.298	455-669	.680	467-738-1205	35.4	639	406	615	110	232	2127-62.6
	713-1728	.413	206-595	.346	407-568	.717	396-628-1024	35.3	567-10	409	434	137	257	2039-70.3
	677-1576	.430	187-541	.346	422-597	.707	372-711-1083	37.3	539	392	553	144	219	1963-67.7
	818-1902	.430	236-684	.345	523-678	.771	388-786-1174	36.7	593-5	525	460	190	285	2395-74.8
	754-1885	.400	208-673	.309	440-652	.675	453-780-1233	38.5	609	401	554	121	236	2156-67.4

YEAR-BY-YEAR STATS

	FG-FGA	PCT	3FG-FGA	PCT	FT-FTA	PCT	OFF-DEF-REB	AVG	PF-DQ	A	TO	BLK	STL	
2002-03														
Miami Hurricanes	692-1627	.425	171-513	.333	401-559	.717	370-648-1018	36.4	557-11	393	463	119	228	[illegible]
Opponents	664-1523	.436	183-503	.364	413-597	.692	318-653-971	34.7	517	348	497	113	240	[illegible]
2003-04														
Miami Hurricanes	793-1765	.449	177-523	.338	385-546	.705	387-673-1060	35.5	572-10	406	462	105	268	[illegible]
Opponents	736-1629	.452	155-454	.341	440-647	.680	343-674-1017	33.9	514	409	514	111	243	[illegible]
2004-05														
Miami Hurricanes	761-1768	.430	197-561	.351	352-523	.673	433-714-1147	39.6	484-11	337	376	139	209	[illegible]
Opponents	724-1700	.426	236-653	.361	336-508	.661	355-669-1024	35.3	503-7	369	398	117	170	[illegible]
2005-06														
Miami Hurricanes	825-1895	.435	218-625	.349	440-631	.697	446-741-1187	34.9	603-10	399	421	136	241	[illegible]
Opponents	728-1756	.415	245-663	.370	512-711	.720	386-722-1108	32.6	584-5	447	479	126	192	[illegible]
2006-07														
Miami Hurricanes	833-1916	.435	208-588	.354	405-577	.702	451-673-1124	35.1	624-18	398	405	93	202	[illegible]
Opponents	779-1681	.463	259-677	.383	515-742	.694	341-721-1062	33.2	588-9	460	442	136	171	[illegible]
2007-08														
Miami Hurricanes	867-1985	.437	236-613	.385	572-766	.747	433-860-1293	38.0	638-12	451	454	157	202	[illegible]
Opponents	803-1972	.407	239-677	.353	464-695	.668	432-790-1222	35.9	678-17	400	494	136	218	[illegible]



JIMMY GRAHAM

100-POINT/OVERTIME GAMES

[illegible] GAMES (30-34)

	W/L	Score
[illegible]	L (2OT)	55-62
[illegible]	L (OT)	75-77
[illegible]	W (OT)	77-75
[illegible]	W (2OT)	77-70
[illegible]	L (OT)	87-89
[illegible]	W (OT)	107-106
[illegible]	W (OT)	78-70
[illegible]	W (2OT)	102-100
[illegible]	W (OT)	93-84
[illegible]	L (OT)	113-118
[illegible]	W (OT)	91-87
[illegible]	L (OT)	74-77
[illegible]	W (OT)	81-78
[illegible]	L (OT)	85-86
[illegible]	W (OT)	97-90
[illegible]	L (OT)	84-85
[illegible]	W (OT)	92-91
[illegible]	L (OT)	86-89
[illegible]	L (OT)	90-93
[illegible]	L (OT)	91-94
[illegible]	L (OT)	95-96
[illegible]	L (OT)	74-81
[illegible]	W (OT)	78-75
[illegible]	W (OT)	91-89
[illegible]	W (OT)	83-82
[illegible]	W (OT)	79-76
[illegible]	L (OT)	62-64
[illegible]	W (OT)	99-94
[illegible]	W (2OT)	106-104
[illegible]	W (OT)	101-91
[illegible]	W (2OT)	101-97
[illegible]	L (2OT)	88-93
[illegible]	L (2OT)	99-101
[illegible]	L (OT)	82-83
[illegible]	L (OT)	82-90
[illegible]	W (OT)	77-71
[illegible]	W (OT)	76-68
[illegible]	L (OT)	52-66
[illegible]	W (2OT)	96-91
[illegible]	W (OT)	68-65
[illegible]	W (OT)	76-68
[illegible]	L (OT)	68-70
[illegible]	W (OT)	74-70
[illegible]	W (OT)	76-69
[illegible]	W (2OT)	102-96
[illegible]	W (OT)	84-76
[illegible]	L (OT)	73-74
[illegible]	L (2OT)	93-94
[illegible]	W (OT)	64-61
[illegible]	L (OT)	80-83
[illegible]	L (OT)	67-72
[illegible]	L (2OT)	80-84
[illegible]	L (OT)	80-87
[illegible]	L (OT)	70-72
[illegible]	L (OT)	72-74
[illegible]	L (OT)	70-83
[illegible]	W (OT)	75-73
[illegible]	W (OT)	84-78
[illegible]	L (2OT)	77-86
[illegible]	L (OT)	70-74
[illegible]	L (OT)	90-98
[illegible]	L (OT)	71-74
[illegible]	L (OT)	77-79
[illegible]	L (OT)	72-75

MIAMI 100-POINT GAMES

Date	Opponent	W/L	Miami	Opp.
1/9/52	Florida Southern	W	106	43
1/17/55	Tampa	W	103	76
2/17/55	at Tampa	W	105	89
1/24/57	Kentucky Wesleyan	W	100	95
1/8/58	Stetson	W	103	80
12/3/58	Rollins	W	104	87
12/5/58	Tampa	W	113	71
12/8/58	Florida Southern	W	107	80
1/31/59	Western Kentucky	W	109	95
2/23/59	Morehead State	W	102	85
12/1/59	Rollins	W	110	86
12/3/59	Jacksonville	W	106	98
12/28/59	Brigham Young	W	110	93
1/2/60	South Carolina	W (OT)	107	106
2/18/60	Florida Southern	W	121	85
2/22/60	Kentucky Wesleyan	W	104	95
2/27/60	Florida State	W	107	89
1/4/61	Miami (Ohio)	W (2OT)	102	100
2/1/61	Rollins	W	103	75
2/18/61	at Tampa	W	108	99
1/6/62	Oklahoma City	L (OT)	113	118
12/13/62	Florida Southern	W	116	93
1/9/63	at Jacksonville	W	103	91
1/30/63	at Rollins	W	120	72
2/5/63	Jacksonville	W	112	105
2/9/63	Louisville	W	112	84
2/12/63	Rollins	W	114	75
2/18/63	Tampa	W	112	91
12/3/63	Tampa	W	101	95
12/12/63	at St. Mary's (CA)	W	101	86
12/19/63	Rollins	W	108	90
1/4/64	Rhode Island	W	105	88
1/23/64	La Salle	W	121	99
1/28/64	at Rollins	W	127	85
1/29/64	at Tampa	W	134	104
2/4/64	Jacksonville	W	117	92
2/18/64	Florida Southern	W	120	79
12/1/64	Tampa	W	136	119
1/13/65	Florida Southern	W	124	93
1/16/65	Jacksonville	W	127	99
1/23/65	at Rollins	W	128	92
1/30/65	Oklahoma City	W	115	92
2/2/65	Miami (Ohio)	W	115	95
2/9/65	Tampa	W	141	110
2/13/65	Loyola (N.O.)	W	115	86
2/20/65	Houston	W	103	91
2/23/65	Rollins	W	148	79
12/1/65	Tampa	W	120	91
12/18/65	Ohio University	W	105	100
1/28/66	at Florida Southern	W	101	80
2/12/66	Jacksonville	W	117	104
2/28/66	Florida State	W	112	90
3/5/66	La Salle	W	108	102
1/10/67	Oklahoma City	W	111	109
1/14/67	Jacksonville	W	106	86
1/19/67	Florida Southern	W	102	83
3/1/67	Florida State	W	110	90
12/6/67	at Hawaii	W	102	83
12/12/67	Tampa	W	104	103
12/27/67	Dartmouth	W	100	81
12/28/67	New York University	W	102	91
1/6/68	Pittsburgh	W	100	84
2/10/68	Florida A&M	W	108	98
2/24/68	Creighton	W	106	93
1/5/70	Rhode Island	W	105	95
1/23/70	at Florida Southern	W	103	92
2/7/70	Florida A&M	W	118	111
2/17/70	La Salle	W	103	96
1/8/71	at Florida State	L	106	114
2/27/71	Florida State	W	100	94
1/31/86	vs. Brooklyn College	W	102	93
1/9/87	vs. PR-Rio Piedras	W	111	64
2/18/87	Florida International	W	102	81
2/28/87	Coppin State	W	115	76
12/21/87	Alabama State	W	110	107
12/29/87	vs. American University	W	104	70
3/5/88	Central Florida	W	100	80
11/25/88	MD-Eastern Shore	W	108	80
11/28/88	Oral Roberts	W	108	103
12/10/88	Duke	L	102	117
12/16/88	Long Island University	W	102	66
12/28/88	vs. Pennsylvania	W	102	69
1/28/89	Marquette	W	106	90
2/4/89	Brigham Young	W	107	86
2/6/89	South Florida	W (2OT)	106	104
2/8/89	Tennessee Tech	W	111	101
2/22/89	at Texas	L	104	123
3/2/89	Savannah State	W	107	98
1/1/90	at George Mason	W (OT)	101	91
1/18/90	Florida State	W (2OT)	101	97
2/16/99	Villanova	W	103	82
11/30/99	Bethune-Cookman	W	102	75
1/19/02	Providence	W (2OT)	102	96
1/3/04	Savannah State	W	105	65
11/9/07	Florida Southern	W	104	61

OPPONENT 100-POINT GAMES

Date	Opponent	W/L	Miami	Opp.
1/25/52	Western Kentucky	L	74	102
12/21/53	Ohio State	L	81	106
2/11/54	at Stetson	L	56	108
2/20/56	Morehead State	L	89	102
12/3/56	Kentucky	L	75	114
12/8/56	at Akron	L	80	106
2/5/59	at Stetson	L	97	110
1/2/60	South Carolina	W (OT)	107	106
3/8/60	vs. Western Kentucky	L	84	107
12/10/60	at Brigham Young	L	80	112
1/4/61	Miami (Ohio)	W (2OT)	102	100
12/4/61	at Morehead State	L	81	107
1/6/62	Oklahoma City	L (OT)	113	118
1/30/62	at Tampa	L	95	113
2/10/62	Loyola (N.O.)	L	70	113
2/5/63	Jacksonville	W	112	105
3/19/63	vs. Providence	L	96	106
1/9/64	at Florida	L	91	114
1/29/64	at Tampa	W	134	104
12/1/64	at Tampa	W	136	119
2/9/65	Tampa	W	141	110
12/9/65	at San Francisco	L	89	105
12/18/65	Ohio University	W	105	100
1/8/66	at Florida	L	66	111
2/12/66	Jacksonville	W	117	104
2/17/66	at Houston	L	96	111
3/5/66	La Salle	W	108	102
12/3/66	Florida	L	88	113
1/10/67	Oklahoma City	W	111	109
2/18/67	Houston	L	86	105
12/1/67	at Hawaii	L	76	110
12/12/67	Tampa	W	104	103
1/12/68	at Florida State	L	93	122
2/15/68	at Houston	L	64	106
12/6/68	vs. Florida State	L	84	111
12/7/68	vs. Florida	L	62	111
12/12/69	at UCLA	L	69	127
1/9/70	at Florida State	L	63	114
1/10/70	at Jacksonville	L	87	121
1/24/70	at Stetson	L	88	116
1/29/70	at Tulane	L	90	105
2/7/70	Florida A&M	W	118	111
2/12/70	at Centenary	L	86	107
2/14/70	at Houston	L	98	118
2/28/70	Florida State	L	96	112
3/4/70	Jacksonville	L	97	108
12/29/70	at Maryland	L	77	111
1/8/71	at Florida State	L	106	114
1/9/71	at Jacksonville	L	82	124
1/23/71	at Creighton	L	84	104
2/6/71	Loyola (N.O.)	L	88	107
12/21/85	at UCLA	L	64	109
2/19/86	at Duke	L	82	102
2/22/86	Notre Dame	L	73	126
12/6/86	at North Carolina	L	77	122
2/26/87	at Florida State	L	84	108
11/27/87	vs. Michigan	L	76	109
12/21/87	Alabama State	W	110	107
12/30/87	vs. Purdue	L	82	110
1/6/88	at Duke	L	69	107
2/27/88	DePaul	L	82	101
11/28/88	Oral Roberts	W	108	103
12/10/88	Duke	L	102	117
12/19/88	at Florida	L	81	101
1/7/89	at Georgetown	L	79	112
1/24/89	Providence	L	91	106
2/1/89	New Mexico	L	93	110
2/6/89	South Florida	W (2OT)	106	104
2/8/89	Tennessee Tech	W	111	101
2/22/89	at Texas	L	104	123
1/10/90	Kansas	L	73	100
1/27/90	at Notre Dame	L	60	107
2/21/90	at Providence	L	67	101
12/27/90	Miami (Ohio)	L (2OT)	99	101
1/3/07	at North Carolina	L	64	105



DWAYNE COLLINS

HOME ATTENDANCE



TOP 10 HOME ATTENDANCE

ATT	OPPONENT	SITE	RESULT	SCORE	
15,147	Connecticut	Miami Arena	L	70-68 (OT)	[illegible]
11,263	Connecticut	Miami Arena	L	75-67	[illegible]
11,051	Ohio State	National Car Rental Center	W	72-64	[illegible]
10,896	Georgetown	Miami Arena	L	75-58	[illegible]
10,497	Rutgers	Miami Arena	W	68-63	[illegible]
10,419	Georgetown	Miami Arena	W	68-65 (OT)	[illegible]
10,231	Connecticut	Miami Arena	L	77-58	[illegible]
10,140	North Carolina	National Car Rental Center	L	78-68	[illegible]
10,135	Connecticut	Miami Arena	W	68-66	[illegible]
10,037	Notre Dame	Miami Arena	L	90-77	[illegible]

YEARLY HOME ATTENDANCE

YEAR	SITE	TOTAL	GAMES	AVG	CONFERENCE GAMES TOTAL	CONFERENCE GAMES GAMES	CONFERENCE GAMES AVG
1985-86	Knight Center	54,544	18	3,030	—	—	—
1986-87	Knight Center	43,129	17	2,537	—	—	—
1987-88	Knight Center	41,343	18	2,297	—	—	—
1988-89	Miami Arena	48,968	17	2,880	—	—	—
1989-90	Miami Arena	33,505	16	2,094	—	—	—
1990-91	Miami Arena	33,406	15	2,227	—	—	—
1991-92	Miami Arena	56,677	14	4,048	46,380	9	5,153
1992-93	Miami Arena	51,262	15	3,417	41,169	9	4,574
1993-94	Miami Arena	38,219	15	2,548	28,154	9	3,128
1994-95	Miami Arena	53,953	15	3,597	43,630	9	4,848
1995-96	Miami Arena	46,150	16	2,884	34,186	9	3,798
1996-97	Miami Arena	60,517	15	4,034	48,093	9	5,344
1997-98	Miami Arena	65,958	14	4,711	47,132	9	5,236
1998-99	Miami Arena	75,560	13	5,812	57,609	9	6,401
1999-00	Miami Arena	63,920	16	3,995	33,268	8	4,159
2000-01	Miami Arena	46,364	16	2,898	26,718	8	3,340
2001-02	Miami Arena	74,415	16	4,651	51,248	8	6,406
2002-03	Miami Arena/ BankUnited Center	50,397	14	3,600	35,203	8	4,400
2003-04	BankUnited Center	45,813	18	2,545	26,160	8	3,270
2004-05	BankUnited Center	68,842	16	4,303	51,027	8	6,378
2005-06	BankUnited Center	68,247	16	4,265	46,091	8	5,761
2006-07	BankUnited Center	51,974	15	3,465	34,065	8	4,258
2007-08	BankUnited Center	69,152	16	4,322	49,115	8	6,139
TOTALS		1,242,315	361	3,441	699,248	144	4,856

MIAMI'S RECORD AT...

YEAR	HOME SITE	HOME	(SITE TOTAL)	AWAY	NEUTRAL	TOTAL
1985-86	Knight Center	12-6		1-8	1-0	14-14
1986-87	Knight Center	9-8		1-6	5-2	15-16
1987-88	Knight Center	11-7	(32-21)	3-5	3-2	17-14
1988-89	Miami Arena	12-5		2-6	5-1	19-12
1989-90	Miami Arena	11-5		2-8	0-2	13-15
1990-91	Miami Arena	8-7		0-11	1-1	9-19
1991-92	Miami Arena	4-10		0-11	4-3	8-24
1992-93	Miami Arena	10-5		0-10	0-2	10-17
1993-94	Miami Arena	5-10		2-9	0-1	7-20
1994-95	Miami Arena	11-4		4-8	0-1	15-13
1995-96	Miami Arena	12-4		2-8	1-1	15-13
1996-97	Miami Arena	12-3		3-9	1-1	16-13
1997-98	Miami Arena	11-3		7-5	0-2	18-10
1998-99	Miami Arena	11-2		10-3	2-2	23-7
1999-00	Miami Arena	11-4		8-2	4-4	23-11
2000-01	Miami Arena	12-4		4-8	0-1	16-13
2002-03	Miami Arena	5-0	(135-66)			11-17
	BankUnited Center	4-5		2-10	0-2	
2003-04	BankUnited Center	10-8		3-6	1-2	14-16
2004-05	BankUnited Center	11-5		5-6	0-2	16-13
2005-06	BankUnited Center	11-5		4-8	3-3	18-16
2006-07	BankUnited Center	8-7		3-9	1-4	12-20
2007-08	BankUnited Center	14-2	(58-32)	4-6	5-3	23-11
TOTALS		225-119		70-162	37-42	332-324

REGULAR SEASON TOURNAMENTS

[illegible]nament (Montgomery, Ala.)
[illegible]	vs. Tennessee	L, 89-80
[illegible]	vs. Washington & Lee	W, 80-75

[illegible] Classic (Miami, Fla.)
[illegible]	vs. Tulane	W, 86-75
[illegible]	vs. West Virginia	L, 83-78

[illegible] Classic (Mobile, Ala.)
[illegible]	vs. Memphis State	L, 79-71
[illegible]	vs. Clemson	L, 98-76

[illegible]67
[illegible] Classic (Miami, Fla.)
[illegible]	vs. Connecticut	L, 74-70
[illegible]	vs. Valparaiso	L, 81-76
[illegible]	vs. Seton Hall	L, 92-80

[illegible]68
[illegible] Classic (Montgomery, Ala.)
[illegible]	vs. Mississippi	L, 66-64
[illegible]	vs. Texas Christian	L, 82-59

[illegible]69
[illegible] Classic
[illegible]	vs. Pittsburgh	L, 69-65
[illegible]	vs. Clemson	L, 66-61

[illegible] Invitational
[illegible]	vs. The Citadel	L, 93-77

[illegible] Classic
[illegible]	vs. Tulane	W, 94-74
[illegible]	vs. Miami (Ohio)	L, 89-87 (OT)

[illegible]60
[illegible] Classic
[illegible]	vs. Brigham Young	W, 110-93
[illegible]	vs. Xavier	W, 87-69

[illegible]61
[illegible] Classic
[illegible]	vs. Army	W, 82-75
[illegible]	vs. Holy Cross	W, 77-71

[illegible]62
[illegible] Classic
[illegible]	vs. Miami (Ohio)	W, 83-73
[illegible]	vs. Temple	L, 85-67

[illegible]63
[illegible] Classic
[illegible]	vs. Cornell	W, 94-85
[illegible]	vs. Pittsburgh	W, 86-85

[illegible]64
[illegible] Classic
[illegible]	vs. Army	W, 79-71
[illegible]	vs. Syracuse	L, 86-85 (OT)

[illegible]65
[illegible] Bowl
[illegible]	vs. Duquesne	W, 99-95
[illegible]	vs. Pittsburgh	W, 85-71

[illegible] Classic
[illegible]	vs. Yale	W, 86-71
[illegible]	vs. Maryland	W, 80-73

1965-66
Hurricane Classic
12/27	vs. Boston	W, 81-60
12/28	vs. Louisville	L, 86-84 (OT)

1966-67
Volunteer Classic
12/16	vs. Clemson	L, 73-64
12/17	vs. Auburn	w, 87-73

Hurricane Classic
12/27	vs. Pennsylvania	W, 82-78
12/28	vs. Western Kentucky	L, 94-89

1967-68
Hurricane Classic
12/27	vs. Dartmouth	W, 100-81
12/28	vs. NYU	W, 102-91

1968-69
Sunshine State Classic
12/6	vs. Florida State	L, 111-84
12/7	vs. Florida	L, 111-62

Marshall Tournament
12/20	vs. Yale	W, 77-71
12/21	vs. Maryland	L, 95-92

Hurricane Classic
12/27	vs. Pittsburgh	W, 72-70
12/28	vs. Illinois	L, 86-76

1969-70
Steel Bowl
12/5	vs. Pittsburgh	W, 85-67
12/6	vs. Duquesne	L, 94-88

Hurricane Classic
12/29	vs. Seton Hall	L, 76-69
12/30	vs. Ohio	L, 99-74

1970-71
Husker Classic (Lincoln, Neb.)
12/18	vs. Nebraska	L, 85-58
12/19	vs. Oklahoma City	L, 94-91 (OT)

1985-86
AMI Classic
11/29	vs. Georgia State	W, 82-77
11/30	vs. Georgia	W, 81-78

Orange Bowl Tournament
12/27	vs. Brown	L, 62-61
12/28	vs. Manhattan	W, 79-61

1986-87
AMI Classic
11/28	vs. Central Florida	W, 64-54
11/29	vs. Penn State	L, 74-61

Palm Beach Hurricane Classic
12/29	vs. Yale	W, 78-75 (OT)
12/30	vs. Stanford	W, 71-58

Puerto Rico Tournament
1/8	vs. Bayamon (PR)	W, 75-54
1/9	vs. Rio Piedras (PR)	W, 111-64
1/10	vs. Radford	W, 66-62

1987-88
Great Alaska Shootout (Anchorage, Alaska)
11/27	vs. Michigan	L, 109-76
11/28	vs. Duquesne	W, 84-73
11/29	vs. Alaska-Anchorage	L, 78-77

City of Miami Classic (Miami, Fla.)
12/4	vs. Colgate	W, 96-68
12/5	vs. South Carolina	L, 76-63

Eastern Airlines Palm Beach Classic (Palm Beach, Fla.)
12/29	vs. American	W, 104-70
12/30	vs. Purdue	L, 110-82

1988-89
Chaminade Classic
12/23	vs. St. Louis	L, 86-73
12/24	vs. Eastern Illinois	W, 83-68
12/25	vs. Old Dominion	W, 77-76

Eastern Airlines Palm Beach Classic (Palm Beach, Fla.)
12/28	vs. Penn	W, 102-69
12/30	vs. Wichita State	W, 81-59

1989-90
Eastern Airlines Palm Beach Classic (Palm Beach, Fla.)
12/27	vs. Lehigh	L, 83-59
12/29	vs. Boston College	L, 69-60

1990-91
Eastern Airlines Palm Beach Classic (Palm Beach, Fla.)
12/27	vs. Miami (Ohio)	L, 101-99
12/28	vs. Mississippi St.	W, 74-67

1991-92
San Juan Shootout (San Juan, Puerto Rico)
11/29	vs. Maine	W, 62-57
11/30	vs. Eastern Kentucky	L, 66-61
12/1	vs. Tennessee	W, 72-60

Palm Beach Classic (Palm Beach, Fla.)
12/27	vs, Marshall	W, 70-55
12/29	vs. George Washington	L, 78-64

1994-95
Orange Bowl Classic (Miami, Fla.)
12/28	vs. UNLV	L, 56-55

1995-96
Orange Bowl Classic (Miami, Fla.)
12/27	vs. Tennessee	L, 56-54

1996-97
Orange Bowl Classic (Miami, Fla.)
12/28	vs. DePaul	W, 61-45

1997-98
Orange Bowl Classic (Miami, Fla.)
12/27	vs. Georgia Tech	L, 69-61

1998-99
Orange Bowl Classic (Sunrise, Fla.)
12/27	vs. Ohio State	W, 72-64

1999-00
Orange Bowl Classic (Sunrise, Fla.)
12/18	vs. North Carolina	L, 78-68

San Juan Shootout (San Juan, Puerto Rico)
12/20	vs. UL-Lafayette	L, 66-60
12/21	vs. Detroit-Mercy	W, 68-64
12/22	vs. Illinois State	L, 87-78

2000-01
Orange Bowl Classic (Sunrise, Fla.)
12/16	vs. Nebraska	L, 72-64

2001-02
Paradise Jam (U.S. Virgin Islands)
11/18	vs. Eastern Michigan	W, 93-56
11/19	vs. UAB	W, 81-79
11/20	vs. Clemson	W, 67-65

Orange Bowl Classic (Miami, Fla.)
12/15	vs. Indiana	W, 58-53

2002-03
Orange Bowl Classic (Miami, Fla.)
12/21	vs. Florida	L, 94-93 (2OT)

2003-04
Las Vegas Tournament (Coral Gables, Fla.)
11/21	vs. Lubbock Christian	W, 86-66
11/23	vs. UL-Monroe	W, 78-60

Las Vegas Tournament (Las Vegas, Nev.)
11/25	vs. Rhode Island	L, 54-53
11/26	vs. Bradley	L, 83-82

Orange Bowl Classic (Miami, Fla.)
12/20	vs. Temple	W, 72-66

2004-05
Orange Bowl Classic (Miami, Fla.)
11/27	vs. Xavier	L, 83-70 (OT)

2005-06
Orange Bowl Classic (Sunrise, Fla.)
12/31	vs. Louisville	L, 58-43

2006-07
American Youth Classic (Evansville, Ind.)
11/17	vs. Evansville	W, 74-69
11/18	vs. Buffalo	L, 60-57
11/19	vs. Cleveland State	L, 78-67

ACC/Big Ten Challenge (Evanston, Ill.)
11/28	vs. Northwestern	L, 61-59

Orange Bowl Classic (Miami, Fla.)
12/30	vs. Nebraska	L, 82-67

2007-08
Puerto Rico Tip-Off (San Juan, Puerto Rico)
11/15	vs. Marist	W, 85-61
11/16	vs. VCU	W, 69-63
11/18	vs. Providence	W, 64-58

Orange Bowl Classic (Sunrise, Fla.)
12/29	vs. Winthrop	L, 76-70

SERIES RECORDS

OPPONENT	W-L	FIRST GAME	LAST GAME
Agoga	2-0	1928-29	1928-29
Air Force	0-1	2005-06	2005-06
Akron	0-1	1956-57	1956-57
Alabama	0-1	1968-69	1968-69
UAB	1-0	2001-02	2001-02
Alabama State	2-1	1987-88	2007-08
Alaska-Anchorage	0-1	1987-88	1987-88
Albany Ga. Blues	0-1	1938-39	1938-39
Alcorn State	1-0	2006-07	2006-07
Alumni	1-0	1941-42	1941-42
American University	2-1	1970-71	1987-88
Appalachian State	1-0	2004-05	2004-05
Arizona	0-2	1985-86	1989-90
Arizona State	0-2	1989-90	1991-92
Arkansas	1-0	1999-00	1999-00
Arkansas-Pine Bluff	1-0	2002-03	2002-03
Armstrong State	1-0	1986-87	1986-87
Army	3-0	1957-58	1963-64
Auburn	1-1	1966-67	2000-01
Banana River A.F.	1-0	1946-47	1946-47
Baptist	2-0	1985-86	1989-90
Barry	2-0	1991-92	1992-93
Bethune-Cookman	4-0	1988-89	1999-00
Binghamton	0-1	2006-07	2006-07
Birmingham-Southern	1-0	2005-06	2005-06
Boca Chica	1-0	1951-52	1951-52
Boca Raton AAF	1-2	1945-46	1946-47
Boston College	9-22	1962-63	2007-08
Boston University	1-0	1965-66	1965-66
Bowling Green	0-1	1951-52	1951-52
Boynton	1-0	1939-40	1939-40
Bradley	1-1	1955-56	2003-04
Brandeis	0-1	1953-54	1953-54
Brigham Young	2-2	1959-60	1988-89
Brooklyn College	3-0	1985-86	1989-90
Brown University	1-1	1967-68	1985-86
Bucknell	2-0	1968-69	1969-70
Buffalo	2-1	1993-94	2006-07
Caribbean A.S.	1-0	1945-46	1945-46
Centenary	2-2	1959-60	1969-70
Central Connecticut State	1-0	1989-90	1989-90
Central Florida	6-0	1986-87	2002-03
Charlotte	2-4	1997-98	2002-03
Checker Cab	1-0	1948-49	1948-49
Church League All-Stars	1-0	1928-29	1928-29
The Citadel	1-1	1958-59	1985-86
Cincinnati	1-0	1946-47	1946-47
City College Charleston	1-0	1946-47	1946-47
City Hall	1-0	1928-29	1928-29
Clemson	6-7	1955-56	2007-08
Cleveland State	0-1	2006-07	2006-07
Coast Guard	2-0	1945-46	1945-46
Colgate	1-0	1987-88	1987-88
Colorado	0-1	1956-57	1956-57
Columbia	2-1	1952-53	2000-01
Connecticut	8-15	1956-57	2003-04
Coppin State	2-0	1986-87	1987-88
Cornell	1-0	1962-63	1962-63
Creighton	3-2	1963-64	2005-06
Culver-Stockton	1-0	1951-52	1951-52
Dartmouth	3-1	1950-51	1990-91
Davidson	3-1	1988-89	1991-92
Dayton	1-7	1956-57	1989-90
DePaul	1-6	1987-88	1996-97
Detroit-Mercy	1-0	1999-00	1999-00
Duke	2-10	1962-63	2007-08
Duquesne	2-1	1964-65	1987-88
Eastern Airlines	1-0	1939-40	1939-40
Eastern Illinois	2-1	1948-49	2000-01
Eastern Kentucky	2-1	1967-68	1997-98

OPPONENT	W-L	FIRST GAME	LAST GAME
Eastern Michigan	1-0	2001-02	2001-02
Eglin Field	0-1	1952-53	1952-53
Elon	0-1	1939-40	1939-40
Evansville	1-0	2006-07	2006-07
Fairfield	0-1	1985-86	1985-86
Fairleigh Dickinson	1-1	1986-87	1987-88
Florida	22-44	1927-28	2005-06
Florida A&M	7-0	1967-68	2001-02
Florida Atlantic	17-1	1988-89	2004-05
Florida International	11-1	1986-87	2007-08
Florida Southern	59-8	1927-28	2007-08
Florida State	27-33	1950-51	2007-08
Fordham	1-1	1970-71	1994-95
Ft. Lauderdale NAS	0-1	1945-46	1945-46
Furman	0-2	1951-52	1964-65
George Mason	1-1	1989-90	1990-91
George Washington	0-2	1970-71	1991-92
Georgetown	12-19	1954-55	2003-04
Georgia	1-3	1938-39	1992-93
Georgia State	3-0	1985-86	1998-99
Georgia Tech	5-4	1952-53	2007-08
Hartford	3-1	1985-86	1999-00
Havana	5-1	1927-28	1948-49
Hawaii	2-1	1967-68	1968-69
Hofstra	1-0	1985-86	1985-86
Holy Cross	1-0	1960-61	1960-61
Houston	5-9	1955-56	1970-71
Howard	1-1	1991-92	2001-02
Illinois	0-1	1968-69	1968-69
Illinois State	0-1	1999-00	1999-00
Indiana	1-0	2001-02	2001-02
IPFW	1-0	2003-04	2003-04
Iona	1-0	1959-60	1959-60
Jacksonville Navy	1-2	1941-42	1941-42
Jacksonville University	25-6	1957-58	1997-98
Jewish Prog. AA-Atlanta	0-1	1938-39	1938-39
Junior C. of C.	1-1	1928-29	1928-29
Kansas	1-3	1986-87	1990-91
Kentucky	0-3	1956-57	1999-00
Kentucky Wesleyan	4-1	1955-56	1959-60
Key West Navy	1-0	1951-52	1951-52
Lafayette	4-1	1970-71	2006-07
La Salle	4-9	1950-51	1970-71
Lehigh	6-1	1970-71	2006-07
Long Island	1-0	1988-89	1988-89
Louisiana-Lafayette	0-1	1999-00	1999-00
Louisiana-Monroe	1-0	2003-04	2003-04
LSU	3-1	1950-51	2001-02
Louisville	2-7	1950-51	2006-07
Loyola (N.O.)	9-7	1952-53	1970-71
Lubbock Christian	1-0	2003-04	2003-04
Maine	1-0	1991-92	1991-92
Manhattan	1-0	1985-86	1985-86
Marist	2-1	1987-88	2007-08
Marquette	2-2	1985-86	1988-89
Marshall	2-1	1941-42	1991-92
Maryland	9-5	1948-49	2007-08
Maryland-Baltimore Co.	3-0	1987-88	2003-04
Maryland-Eastern Shore	3-0	1985-86	1988-89
Massachusetts	2-0	2004-05	2005-06
McDill Field	2-0	1945-46	1947-48
Mediterranean A.S.	1-0	1945-46	1945-46
Memphis	5-6	1955-56	2000-01
Mercer	1-1	1938-39	1989-90
Miami Beach	1-0	1928-29	1928-29
Miami Beach All-Stars	1-0	1952-53	1952-53
Miami Beach Canoe Club	2-0	1927-28	1927-28

SERIES RECORDS

OPPONENT	W-L	FIRST GAME	LAST GAME
Miami (Ohio)	5-4	1946-47	1990-91
Michigan	0-4	1987-88	2005-06
Mississippi	2-0	1949-50	1949-50
Mississippi College	1-0	1955-56	1955-56
Mississippi Southern	1-1	1955-56	1956-57
Mississippi State	2-2	1957-58	2007-08
Missouri	0-1	2001-02	2001-02
Monmouth	1-1	1987-88	1999-00
Morehead State	4-3	1946-47	1970-71
Morgan State	2-0	2005-06	2007-08
Mount St. Mary's	1-0	1966-67	1966-67
Murfletts	2-0	1948-49	1949-50
Murray State	2-1	1952-53	1961-62
Navy	0-1	1986-87	1986-87
Navy Rec. Barracks	0-1	1945-46	1945-46
Nebraska	1-3	1951-52	2006-07
Nevada	1-1	1963-64	1965-66
New Hampshire	1-0	2002-03	2002-03
New Mexico	0-2	1986-87	1988-89
New Orleans	0-2	1985-86	1985-86
New York University	1-1	1954-55	1967-68
Niagara	1-0	1964-65	1964-65
Norfolk State	1-0	2004-05	2004-05
North Carolina	2-11	1949-50	2007-08
North Carolina A&T	3-0	2003-04	2007-08
UNC Asheville	1-0	1993-94	1993-94
NC State	3-4	1939-40	2007-08
UNC Wilmington	0-1	1992-93	1992-93
North Florida	1-0	2007-08	2007-08
Northeastern	2-0	1990-91	2000-01
Northeastern Illinois	2-0	1994-95	1995-96
Northern Iowa	1-0	1998-99	1998-99
Northwestern	0-1	2006-07	2006-07
Notre Dame	7-8	1985-86	2003-04
Ohio State	2-1	1953-54	1999-00
Ohio University	1-1	1965-66	1969-70
Oklahoma City	5-4	1957-58	1970-71
Oklahoma State	1-0	2005-06	2005-06
Old Dominion	1-0	1988-89	1988-89
Oral Roberts	1-1	1988-89	1988-89
Oregon State	0-1	1969-70	1969-70
Penn State	0-4	1986-87	1994-95
Pennsylvania	5-3	1947-48	2007-08
Pensacola NAS	2-0	1946-47	1946-47
Pepperdine	0-1	1969-70	1969-70
Pitt	2-0	1939-40	1940-41
Pittsburgh	16-17	1947-48	2003-04
Ponce de Leon	0-1	1928-29	1928-29
Princeton	1-1	1948-49	1948-49
Providence	14-15	1962-63	2007-08
Purdue	0-2	1987-88	1998-99
Quinnipiac	1-0	1999-00	1999-00
Radford	1-0	1986-87	1986-87
Rhodes	1-0	1928-29	1928-29
Rhode Island	4-1	1961-62	2003-04
Rice	1-0	1985-86	1985-86
Rio Grande	0-1	1953-54	1953-54
Robert Morris	1-0	1994-95	1994-95
Rocks	36-13	1927-28	1964-65
Rutgers	8-4	1988-89	2003-04
Sacred Heart	1-0	2005-06	2005-06
St. Francis (NY)	1-0	1962-63	1962-63
St. Francis (PA)	2-0	1986-87	2001-02
St. John's	13-16	1962-63	2007-08
St. Joseph's (PA)	1-3	1950-51	1990-91
St. Louis	0-2	1960-61	1988-89
St. Mary's (CA)	5-0	1963-64	2007-08
St. Peter's	1-0	1962-63	1962-63
St. Thomas*	2-0	1969-70	1987-88

OPPONENT	W-L	FIRST GAME	LAST GAME
Sam Houston State	1-0	1993-94	1993-94
San Diego State	1-1	1986-87	1987-88
San Francisco	2-1	1960-61	1965-66
Santa Clara	0-3	1960-61	1965-66
Savannah State	3-0	1988-89	2003-04
Sebring A.C.	1-0	1927-28	1927-28
Sebring Firemen	1-0	1930-31	1930-31
Seton Hall	8-15	1956-57	2003-04
Seventh Naval District	0-1	1945-46	1945-46
Shenandoah Presb.	1-0	1940-41	1940-41
South Carolina	5-3	1948-49	2004-05
South Carolina State	0-1	2004-05	2004-05
South Florida	6-2	1987-88	1990-91
Southern California	0-2	1990-91	1992-93
Southern Illinois	1-0	1997-98	1997-98
Southern Methodist	0-2	1990-91	1991-92
Southwest Texas State	0-1	1992-93	1992-93
Spring Hill College	0-2	1955-56	1956-57
Stanford	1-1	1986-87	1988-89
Stetson	45-33	1927-28	2007-08
Syracuse	5-14	1963-64	2003-04
Tampa	44-10	1939-40	1968-69
Teachers College of Connecticut	1-0	1950-51	1950-51
Temple	1-2	1961-62	2005-06
Tennessee	1-3	1954-55	1996-97
Tennessee-Martin	1-0	2000-01	2000-01
Tennessee Tech	4-0	1946-47	2004-05
Texas	1-2	1987-88	2007-08
Texas A&M	3-0	1956-57	2002-03
Texas-Arlington	1-0	2005-06	2005-06
Texas Christian	0-1	1957-58	1957-58
Texas Tech	1-0	1952-53	1952-53
Toledo	1-0	1956-57	1956-57
Toronto	1-0	1958-59	1958-59
Towson State	1-0	1985-86	1985-86
Tulane	4-4	1946-47	1989-90
Tulsa	1-1	1961-62	1999-00
Turner's Sports Shop	2-2	1928-29	1930-31
UCLA	0-4	1969-70	1997-98
UNLV	0-2	1994-95	1996-97
Utah	1-0	1965-66	1965-66
Valparaiso	0-1	1956-57	1956-57
Villanova	10-13	1991-92	2003-04
Virginia	5-3	1965-66	2007-08
Virginia Commonwealth	3-1	1987-88	2007-08
Virginia Tech	8-6	2000-01	2007-08
Volks A.C.	0-1	1927-28	1927-28
Wagner	0-1	1993-94	1993-94
Wake Forest	1-7	1939-40	2007-08
Washington	0-3	1967-68	1989-90
Washington & Lee	1-0	1954-55	1954-55
West Virginia	6-7	1955-56	2003-04
Western Kentucky	1-13	1946-47	1966-67
Wichita State	1-0	1988-89	1988-89
William & Mary	1-0	1965-66	1965-66
Winthrop	2-2	1986-87	2007-08
Wisconsin	0-2	1985-86	1986-87
Wisconsin-Green Bay	2-1	1985-86	2005-06
Wofford	2-0	2004-05	2005-06
Xavier	2-1	1955-56	2004-05
Yale	4-2	1950-51	1986-87
YMHA	2-0	1940-41	1948-49

* Formerly Biscayne College

ALL-TIME SERIES RESULTS

AGOGA (2-0)

1928-29	W	49-19	(h)
1928-29	W	63-33	(h)

AIR FORCE (0-1)

11/14/05	L	57-53	(n)

AKRON (0-1)

12/8/56	L	106-80	(a)

ALABAMA (0-1)

12/13/68	L	85-72	(a)

UAB (1-0)

11/19/01	W	81-79	(n)

ALABAMA STATE (2-1)

12/21/87	W	110-107	(h)
12/16/89	L	98-81	(h)
11/28/07	W	83-74	(h)

ALASKA-ANCHORAGE (0-1)

11/29/87	L	78-77	(a)

ALBANY GA. BLUES (0-1)

1938-39	L	53-35	(a)

ALCORN STATE (1-0)

11/14/06	W	96-57	(h)

ALUMNI (1-0)

1941-42	W	52-32	(h)

AMERICAN (2-1)

2/13/71	L	93-82	(a)
2/26/86	W	73-64	(h)
12/29/87	W	104-70	(n)

APPALACHIAN STATE (1-0)

12/30/04	W	80-63	(h)

ARIZONA (0-2)

1/18/86 (OT)	L	81-74	(h)
12/19/89	L	83-53	(a)

ARIZONA STATE (0-2)

1/20/90	L	62-58	(h)
12/23/91	L	62-57	(a)

ARKANSAS (1-0)

3/17/00	W	75-71	(n)

ARKANSAS-PINE BLUFF (1-0)

12/18/02	W	79-42	(h)

ARMSTRONG STATE (1-0)

2/16/87	W	97-47	(h)

ARMY (3-0)

2/8/58	W	92-82	(h)
12/28/60	W	82-75	(n)
12/27/63	W	79-71	(h)

AUBURN (1-1)

12/17/66	W	87-73	(n)
3/14/01	L	60-58	(a)

BANANA RIVER A.F. (1-0)

2/28/47	W	68-48	(h)

BAPTIST (2-0)

1/23/86	W	71-60	(h)
12/1/89	W	77-67	(h)

BARRY (2-0)

11/23/91	W	80-67	(h)
12/11/92	W	81-64	(h)

BETHUNE-COOKMAN (4-0)

12/5/88	W	88-72	(h)
2/4/93	W	78-54	(h)
12/10/93	W	82-54	(h)
11/30/99	W	102-75	(h)

BINGHAMTON (0-1)

12/20/06	L	74-79	(h)

BIRMINGHAM-SOUTHERN (1-0)

12/3/05	W	82-55	(n)

BOCA CHICA (1-0)

1951-52	W	90-53	(h)

BOCA RATON AAF (1-2)

1/25/46	L	55-40	(h)
2/5/46	L	48-41	(h)
1/29/47	W	61-43	(a)

BOSTON COLLEGE (9-22)

12/4/62	W	72-69	(a)
12/29/89	L	69-60	(n)
1/21/92	L	51-50	(h)
2/22/92	L	55-49	(a)
2/10/93	W	75-71	(h)
2/27/93	L	70-58	(a)
1/15/94	L	69-49	(a)
2/16/94	L	79-63	(h)
1/21/95	W	69-68	(h)
2/25/95 (OT)	W	77-71	(a)
2/10/96	L	62-58	(h)
1/2/97	L	65-62	(a)
2/19/97	L	59-57	(h)
1/28/98	W	67-57	(a)
12/8/98	W	77-64	(h)
1/24/99	W	75-67	(a)
1/22/00	W	62-54	(h)
1/7/01	L	73-72	(h)
1/13/01	L	82-73	(a)
1/29/02	L	70-65	(h)
2/10/02	L	76-63	(a)
2/15/03	L	76-65	(a)
3/1/03	L	72-68	(h)
2/11/04 (OT)	L	74-72	(h)
1/21/06	L	65-61	(h)
2/16/06	L	65-54	(a)
1/16/07	L	82-63	(a)
2/7/07	L	75-68	(h)
3/9/07 (OT)	L	74-71	(n)
1/15/08	L	76-66	(a)
3/5/08	W	74-61	(h)

BOSTON UNIVERSITY (1-0)

12/27/65	W	81-60	(h)

BOWLING GREEN (0-1)

2/1/52	L	78-67	(h)

BOYNTON (1-0)

1939-40	W	41-29	

BRADLEY (1-1)

12/22/55	W	80-73	(h)
11/26/03	L	83-82	(n)

BRANDEIS (0-1)

1/4/54	L	68-48	(h)

BRIGHAM YOUNG (2-2)

12/28/59	W	110-93	(h)
12/10/60	L	112-80	(a)
2/9/88	L	99-86	(h)
2/4/89	W	107-86	(h)

BROOKLYN COLLEGE (3-0)

1/31/86	W	102-93	(n)
3/7/87	W	83-64	(h)
1/12/90	W	94-61	(h)

BROWN UNIVERSITY (1-1)

12/19/67	W	72-71	(h)
12/27/85	L	62-61	(h)

BUCKNELL (2-0)

1/4/69	W	89-84	(h)
1/3/70	W	93-88	(h)

BUFFALO (2-1)

12/19/93	W	63-57	(a)
11/22/96	W	78-61	(h)
11/18/06	L	60-57	(n)

CARIBBEAN A.S. (1-0)

1945-46	W	46-41	(h)

CENTENARY (2-2)

12/10/59	L	84-77	(a)
1/26/61	W	86-74	(h)
1/15/70	W	94-78	(h)
2/12/70	L	107-86	(a)

CENTRAL CONN. STATE (1-0)

2/15/90	W	62-40	(h)

CENTRAL FLORIDA (6-0)

11/28/86	W	64-54	(h)
3/5/88	W	100-80	(h)
12/11/98	W	66-56	(h)
11/19/99	W	87-54	(a)
12/9/00	W	83-72	(h)
12/27/02	W	62-51	(a)

CHARLOTTE (2-4)

11/21/97	W	77-74	(h)
11/23/98	L	60-53	(a)
12/7/99	L	76-75	(a)
11/28/00	W	68-66	(h)
12/22/01	L	83-80	(a)
12/15/02	W	77-76	(h)
	L	76-63	(a)

CHECKER CAB (1-0)

1948-49	W	73-31	

CHURCH LEAGUE ALL-STARS (1-0)

1928-29	W	68-23	

THE CITADEL (1-1)

12/20/58	L	93-77	(a)
11/22/85	W	89-77	(n)

CINCINNATI (1-0)

2/6/47	W	57-54	(h)

CITY COL. OF CHARLESTON (1-0)

3/6/47	W	56-52	(n)

CITY HALL (1-0)

1928-29	W	28-20	(h)

CLEMSON (6-7)

1/5/56	L	98-86	(n)
12/13/58	L	66-61	(n)
12/16/66	L	73-64	(a)
12/20/94	L	76-66	(a)
12/23/95 (OT)	L	66-62	(n)
11/20/01	W	67-65	(n)
1/26/05	W	69-65	(h)
2/12/05	W	83-77	(a)
1/18/06	W	65-61	(h)
3/9/06	W	66-63	(n)
2/28/07 (OT)	L	74-70	(n)
1/27/08	W	75-72	(h)
2/27/08	L	79-69	(a)

CLEVELAND STATE (0-1)

11/19/06	L	78-67	(n)

COAST GUARD (2-0)

1/11/46	W	46-45	(h)
1/26/46	W	52-45	(h)

COLGATE (1-0)

12/4/87	W	96-68	(n)

COLORADO (0-1)

1/3/57	L	73-66	(h)

COLUMBIA (2-1)

12/18/52	L	65-59	(h)
12/29/95	W	69-62	(n)
11/21/00	W	65-41	(n)

CONNECTICUT (8-15)

12/27/56	L	74-70	(h)
1/2/92	L	85-62	(a)
1/18/92	L	77-58	(h)
1/26/93	W	80-65	(h)
2/13/93	L	88-72	(a)
2/5/94	L	73-57	(a)
2/22/94	L	74-49	(h)
1/31/95	L	82-57	(a)
3/4/95	L	75-67	(n)
1/6/96	L	73-52	(a)
1/22/97	W	69-46	(h)
2/15/97	L	72-52	(a)
1/6/98	W	76-67	(h)
1/20/99 (OT)	L	70-68	(a)
2/20/99	W	73-71	(a)
2/19/00	W	63-57	(a)



	W	77-74	(h)
	L	60-53	(a)
	L	76-75	(a)
	W	68-66	(h)
	L	83-80	(a)
	W	77-76	(h)
	L	76-63	(a)

STATE (2-0)

	W	115-76	(h)
	W	64-54	(h)

(1-0)

	W	94-74	(h)

(3-2)

	L	124-94	(h)
	W	91-81	(h)
	W	106-93	(h)
	L	104-84	(a)
	W	53-52	(a)

-STOCKTON (1-0)

	W	68-54	(h)

(3-1)

	W	61-52	(h)
	W	100-81	(h)
	L	88-86	(h)
	W	72-60	(h)

(3-1)

	W	90-78	(h)
	W	72-64	(a)
	W	79-67	(h)
	L	66-62	(a)

(1-7)

	L	87-48	(a)
	L	80-79	(h)
	L	98-60	(a)
	L	91-77	(a)
	L	79-68	(a)
	L	92-78	(h)
	L	90-89	(a)
	W	87-82	(h)

(1-6)

	L	101-82	(h)
	L	87-79	(a)
	L	76-48	(a)
	L	66-49	(h)
	L	66-53	(h)
	L	75-58	(a)
	W	61-45	(h)

-MERCY (1-0)

	W	68-64	(n)

(2-10)

	W	71-69	(h)
	L	104-82	(a)
	L	74-67	(h)
	L	107-69	(a)
	L	117-102	(h)
	L	92-83	(h)
	L	83-59	(a)
	L	92-71	(a)
	L	80-76	(n)
	L	85-63	(h)
	L	88-73	(a)
	W	96-95	(h)

(2-1)

	W	99-95	(a)
	L	94-88	(a)
	W	84-73	(n)

AIRLINES (1-0)

	W	30-25	

EASTERN ILLINOIS (2-1)

3/7/49	L	89-73	(n)
12/24/88	W	83-68	(n)
12/18/00	W	83-73	(h)

EASTERN KENTUCKY (2-1)

12/16/67	W	93-87	(h)
11/30/91	L	66-61	(n)
11/24/97	W	86-64	(a)

EASTERN MICHIGAN (1-0)

11/18/01	W	93-56	(n)

EGLIN FIELD (0-1)

2/24/53	L	66-64	(a)

ELON (0-1)

2/6/40	L	58-30	(a)

EVANSVILLE (1-0)

11/17/06	W	74-69	(a)

FAIRFIELD (0-1)

1/2/86	L	56-47	(h)

FAIRLEIGH DICKINSON (1-1)

2/10/87	L	73-70	(n)
1/4/88	W	81-68	(h)

FLORIDA (22-44)

2/15/28	W	40-39	(a)
1939-40	L	36-23	(a)
1939-40	L	53-26	(a)
1940-41	L	48-35	(h)
1940-41	L	62-50	(h)
1941-42	L	47-31	(a)
1941-42	L	37-34	(a)
12/20/46	W	36-33	(h)
12/21/46	W	39-35	(h)
1/3/47	L	42-28	(a)
1/4/47	L	61-28	(a)
12/19/47	W	67-50	(h)
12/20/47	L	58-55	(h)
2/20/48	L	72-50	(a)
2/21/48	W	52-49	(a)
1/14/49	W	75-65	(h)
1/15/49	W	44-42	(h)
2/22/49	L	90-56	(a)
2/23/49	W	60-50	(a)
12/10/49	L	60-53	(h)
2/18/50	L	66-46	(a)
2/2/51	L	78-71	(h)
2/13/51	L	71-61	(a)
1951-52	L	69-65	(a)
1951-52	W	76-68	(h)
12/16/52	W	75-73	(h)
2/2/53	L	78-56	(a)
12/12/53	W	85-75	(h)
1/15/54	L	75-52	(a)
12/16/54	L	70-61	(h)
1/13/55	L	80-68	(a)
12/19/55	L	74-69	(h)
1/13/56	L	87-85	(a)
12/15/56	L	89-65	(h)
1/10/57	L	98-63	(a)
12/21/57	L	73-64	(h)
1/16/58	L	75-70	(a)
12/17/58	W	92-82	(h)
1/15/59	L	85-70	(a)
12/19/59	W	79-77	(h)
1/14/60	W	70-65	(a)
12/17/60	W	93-74	(h)
1/11/61	L	81-73	(a)
12/16/61	W	66-61	(h)
1/11/62	L	74-62	(a)
11/30/62 (OT)	W	91-87	(h)
1/10/63	W	86-77	(a)
12/7/63	W	95-79	(h)
1/9/64	L	114-91	(a)
12/19/64	W	67-58	(h)
1/21/65	L	86-69	(a)
12/4/65	L	77-66	(h)
1/12/66	L	111-66	(a)
12/3/66	L	113-88	(h)
2/8/67	L	73-57	(a)
12/7/68	L	111-62	(h)
12/17/85	L	81-64	(h)
1/27/86	L	75-53	(a)
2/21/87	L	99-60	(a)
2/15/88	L	83-73	(h)
12/19/88	L	101-81	(a)
2/19/90	W	62-59	(h)
12/30/90	L	62-60	(a)
12/21/02 (2OT)	L	94-93	(n)
12/04/04	W	72-65	(a)
12/22/05	L	77-67	(h)

FLORIDA A&M (7-0)

2/10/68	W	108-98	(h)
2/8/69	W	94-91	(h)
2/7/70	W	118-111	(h)
12/4/93	W	91-47	(h)
12/10/94	W	67-53	(h)
12/9/95	W	77-53	(h)
12/18/01	W	90-62	(h)

FLORIDA ATLANTIC (17-1)

2/14/89	W	79-74	(n)
11/25/91	W	83-53	(h)
12/19/92	W	84-61	(h)
11/26/93	W	85-53	(h)
1/4/94	W	79-62	(a)
11/28/94	W	76-59	(h)
3/2/95	W	80-70	(a)
11/27/95	W	76-56	(a)
12/20/95	W	61-51	(h)
11/24/96	W	83-74	(h)
11/16/97	W	69-47	(h)
11/13/98	W	97-73	(a)
12/27/99	W	89-52	(h)
11/18/00	W	76-59	(a)
11/26/01	W	74-48	(h)
12/3/02 (OT)	L	74-73	(a)
12/27/03	W	76-51	(h)
11/29/04	W	84-68	(h)

FIU (11-1)

2/18/87	W	102-81	(h)
3/12/88	W	92-76	(h)
3/6/89	W	89-82	(h)
3/6/90	W	83-55	(h)
3/4/91	W	87-65	(h)
3/2/92	W	68-63	(h)
12/1/92	L	72-64	(h)
12/3/01	W	77-59	(h)
12/6/03	W	89-72	(h)
12/07/04	W	80-67	(a)
11/11/06	W	73-50	(h)
12/8/07	W	67-53	(a)

FLORIDA SOUTHERN (59-8)

1/25/28	L	40-26	(a)
2/18/28	W	38-18	(h)
1928-29	L	39-15	(a)
1928-29	W	36-29	(h)
1930-31	W	27-24	(h)
1930-31	L	40-21	(a)
1939-40	W	43-42	(a)
1939-40	W	37-30	(a)
1940-41	W	57-43	(a)
1940-41	W	41-33	(h)
1940-41	L	50-38	(h)
1941-42	W	41-21	(h)
1941-42	W	40-25	(h)
1941-42	W	41-34	(a)
1941-42	W	38-32	(a)
2/11/46	W	45-40	(h)
2/12/46	W	53-47	(h)
2/20/46	W	46-43	(a)
12/13/46	W	38-25	(h)
12/14/46	L	41-37	(h)
2/7/47	W	55-43	(a)
2/8/47	W	61-43	(a)
2/6/48	L	59-50	(a)
2/7/48	W	52-43	(a)
2/27/48	W	76-44	(h)
2/28/48	W	59-42	(h)
2/8/49	W	68-47	(a)
2/9/49	W	68-57	(a)
1/20/50	W	69-59	(h)
1/21/50	W	59-49	(h)
12/9/50	W	64-61	(a)
2/9/51	W	79-65	(h)
1951-52	W	106-43	(h)
1951-52	W	58-41	(a)
12/1/52	W	83-60	(h)
2/13/54 (2OT)	W	77-70	(a)
12/13/54	W	58-44	(h)
2/16/55	W	73-71	(a)
12/3/55	W	92-80	(h)
2/10/56	W	91-90	(a)
12/1/56	W	84-69	(h)
2/8/57	L	95-85	(a)
2/5/58	W	84-69	(a)
2/17/58	W	76-58	(h)
12/8/58	W	107-80	(h)
2/2/59	W	79-76	(a)
2/6/60	W	88-71	(a)
2/18/60	W	121-85	(h)
12/15/60	W	87-54	(h)
2/4/61	W	92-80	(a)
12/14/61	W	96-67	(h)
2/3/62	W	82-73	(a)
12/13/62	W	116-93	(h)
2/2/63	W	99-83	(a)
2/1/64	W	85-78	(a)
2/18/64	W	120-79	(h)
1/13/65	W	124-93	(h)
2/5/65	W	94-82	(a)
1/15/66	W	89-66	(h)
1/28/66	W	101-80	(a)
1/19/67	W	102-72	(h)
1/27/67	W	55-49	(a)
1/27/68	W	94-76	(a)
1/28/69	W	87-73	(a)
1/23/70	W	103-92	(a)
1/29/71 (OT)	L	96-95	(h)
11/9/07	W	104-61	(h)

FLORIDA STATE (27-33)

12/19/50	W	80-61	(h)
1951-52	W	93-56	(h)
1951-52	W	76-73	(a)
1951-52	L	73-70	(n)
1/9/53	W	93-65	(h)
2/23/53	L	81-75	(a)
1/9/54	W	78-61	(h)
2/5/54	L	76-69	(a)
12/20/54	L	71-66	(a)
2/25/55	L	86-80	(h)
1/7/56	L	78-76	(a)
2/25/56	W	91-85	(h)
1/12/57	W	85-77	(a)
2/23/57	W	98-82	(h)
1/18/58	L	71-70	(a)
2/22/58	W	86-66	(h)



12/19/58	W	85-79	(h)
1/17/59	L	93-69	(a)
2/28/59	W	92-85	(h)
1/16/60	W	93-91	(a)
2/27/60	W	107-89	(h)
1/14/61	L	89-78	(a)
2/25/61	W	75-73	(h)
1/13/62	L	65-60	(a)
2/24/62	L	83-80	(h)
1/12/63 (OT)	L	77-74	(a)
2/23/63	W	99-70	(h)
1/11/64	L	80-78	(a)
2/29/64	W	82-80	(h)
1/9/65	L	67-66	(a)
3/1/65	W	82-75	(h)
1/7/66	L	78-62	(a)
2/28/66	W	112-90	(h)
1/7/67	L	61-60	(a)
3/1/67	W	110-90	(h)
1/12/68	L	122-93	(a)
3/1/68	W	96-84	(h)
12/6/68	L	111-84	(h)
1/10/69	L	86-81	(a)
3/1/69	L	89-86	(h)
1/9/70	L	104-63	(a)
2/28/70	L	112-96	(h)
1/8/71	L	114-106	(a)
2/27/71	W	100-94	(h)
1/20/86	W	83-75	(h)
2/3/86	L	90-72	(a)
2/4/87	W	63-57	(h)
2/26/87	L	108-84	(a)
1/18/90 (2OT)	W	101-97	(h)
2/17/90	L	92-73	(a)
12/8/02	L	72-55	(a)
12/14/03	L	67-58	(h)
1/15/05	W	64-63	(h)
2/22/05	W	65-49	(a)
1/29/06 (OT)	W	84-78	(a)
3/5/06	L	64-61	(h)
1/20/17	L	86-67	(a)
3/3/07 (OT)	L	98-90	(h)
2/6/08	L	62-55	(h)
3/8/08 (OT)	L	75-72	(a)

FORDHAM (1-1)

12/22/70	L	85-83	(h)
12/30/94	W	55-43	(h)

FORT LAUDERDALE NAS (0-1)

2/4/46	L	32-31	(h)

FURMAN (0-2)

1/4/52	L	55-53	(h)
1/3/55	L	91-74	(h)

GEORGE MASON (1-1)

1/1/90 (OT)	W	101-91	(a)
11/23/90	L	97-91	(h)

GEORGE WASHINGTON (0-2)

2/11/71	L	83-81	(a)
12/29/91	L	78-64	(n)

GEORGETOWN (12-19)

1/24/55	W	84-81	(h)
1/2/88	L	82-78	(h)
1/7/89	L	112-79	(a)
1/25/92	L	60-40	(a)
2/15/92	L	75-58	(h)
3/13/92	L	77-64	(n)
1/2/93	W	80-69	(h)
3/3/93	L	82-64	(a)
3/11/93	L	67-40	(n)
12/7/93	L	61-47	(h)
1/29/94	L	77-40	(a)
1/7/95	L	71-64	(a)
2/4/95	W	67-61	(h)
3/10/95	L	69-58	(n)
1/13/96	L	72-67	(a)
3/7/96	L	92-62	(n)
1/4/97	W	69-67	(a)
1/18/97 (OT)	W	68-65	(h)
3/6/97	L	63-59	(n)
12/6/97	W	66-56	(h)
3/4/98	L	62-56	(h)
12/30/98	W	64-63	(a)
2/6/99	W	71-58	(h)
3/4/99	W	65-54	(h)
1/15/00	L	65-61	(a)
2/7/00	W	77-55	(h)
1/2/02	W	79-71	(a)
3/7/02 (OT)	W	84-76	(n)
2/22/03	L	74-72	(h)
1/31/04 (OT)	L	87-80	(h)
2/7/04	L	80-64	(a)

GEORGIA (1-3)

1938-39	L	41-19	(a)
11/3/85	W	81-78	(h)
12/14/90	L	78-60	(h)
12/22/92	L	69-67	(a)

GEORGIA STATE (3-0)

11/29/85	W	82-72	(h)
12/12/97	W	80-64	(h)
12/18/98	W	76-55	(a)

GEORGIA TECH (5-4)

1/3/53	W	82-60	(h)
2/27/67	L	90-84	(a)
12/27/97	L	89-61	(h)
1/06/05	L	80-69	(a)
2/26/05	L	76-72	(h)
2/4/06	W	70-53	(a)
12/3/06	W	90-82	(h)
1/12/08	W	78-68	(h)
2/17/08	W	64-63	(a)

HARTFORD (3-1)

3/3/86	W	66-62	(h)
2/27/90	L	62-58	(h)
12/13/96	W	74-58	(h)
12/11/99	W	97-61	(h)

HAVANA (5-1)

2/3/28	W	38-14	(h)
1928-29	L	26-22	(h)
1938-39	W	38-34	(h)
1938-39	W	46-40	(h)
1/7/49	W	73-57	(h)
1/8/49	W	66-53	(h)

HAWAII (2-1)

12/6/67	W		(h)
12/7/67	L		(h)
1/31/69	W		(h)

HOFSTRA (1-0)

1/4/86	W		(h)

HOLY CROSS (1-0)

12/29/61	W	71-70	(n)

HOUSTON (5-9)

1/25/56	L	95-77	(a)
12/22/56	W	81-63	(n)
12/9/59	W	73-63	(h)
1/23/60	L	85-78	(a)
1/21/61	W	89-78	(h)
2/8/62	L	80-69	(a)
1/24/63	W	71-70	(h)
2/13/64	L	93-87	(a)
2/20/65	W	102-91	(h)
2/17/66	L	111-96	(a)
2/18/67	L	105-86	(a)
2/15/68	L	106-64	(a)
2/14/70	L	118-98	(a)
2/20/71	L	99-93	(n)

HOWARD (1-1)

12/6/91	L	84-55	(h)
11/29/01	W	87-71	(h)

ILLINOIS (0-1)

12/28/69	L	86-76	(n)

ILLINOIS STATE (0-1)

12/22/99	L	87-78	(n)

INDIANA (1-0)

12/15/01	W	69-53	(h)

IPFW (1-0)

12/30/03	W	75-52	(h)

IONA (1-0)

1/7/60	W	69-67	(n)

JACKSONVILLE NAVY (1-2)

1941-42	W	44-18	(h)
1941-42	L	46-26	(a)
1941-42	L	44-37	(a)

JACKSONVILLE (25-6)

12/2/57	W	89-87	(h)
1/17/58	L	86-72	(a)
1/16/59	W	64-62	(a)
2/14/59	W	95-93	(h)
12/3/59	W	106-98	(h)
1/13/60 (OT)	W	78-70	(a)
1/13/61 (OT)	W	93-84	(a)
2/20/61	W	96-80	(h)
12/2/61	W	93-80	(h)
11/29/97	W	74-70	(a)
1/10/62	W	90-89	(a)
1/9/63	W	103-91	(a)
2/5/63	W	112-105	(h)
1/8/64	W	97-92	(a)
2/4/64	W	117-92	(h)
1/7/65	W	86-82	(a)
1/16/65	W	127-99	(h)
1/8/66	L	74-69	(a)
2/12/66	W	117-104	(h)
1/6/67	W	75-70	(a)
1/14/67	W	106-86	(h)
1/13/68	W	72-67	(a)
1/18/68	W	76-75	(h)
1/11/69	W	94-87	(a)
2/25/69	W	95-86	(h)
1/10/70	L	121-87	(a)
3/4/70	L	108-97	(h)

	L	124-82	(a)
	L	94-75	(h)
	W	74-57	(h)
	W	74-70	(a)

...ROG. ATLANTA (0-1)

	L	39-24	(h)

...S. OF C. (1-1)

	W	25-24	(h)
	L	28-23	(h)

...AS (1-3)

	L	82-47	(a)
	W	87-86	(h)
	L	100-73	(h)
	L	73-60	(a)

...TUCKY (0-3)

	L	114-75	(a)
	L	74-65	(a)
	L	60-57	(h)

...KY WESLEYAN (4-1)

	L	86-82	(h)
	W	100-95	(h)
	W	96-78	(a)
	W	69-64	(h)
	W	104-95	(h)

...T WEST NAVY (1-0)

	W	85-55	(h)

...AYETTE (4-1)

	W	78-75	(h)
	L	73-57	(h)
	W	75-54	(n)
	W	79-69	(h)
	W	98-66	(h)

...A SALLE (4-9)

	L	95-84	(h)
	W	77-75	(h)
	L	88-74	(a)
	L	73-61	(h)
	L	78-76	(a)
	W	121-99	(h)
	L	90-86	(a)
	W	108-102	(h)
	L	99-82	(a)
	L	92-84	(h)
	L	96-71	(a)
	W	103-96	(h)
	L	97-77	(a)

...LEMON (6-1)

	W	74-67	(h)
	L	83-59	(n)
	W	99-67	(h)
	W	68-32	(h)
	W	71-52	(h)
	W	68-62	(h)
	W	79-58	(h)

...NG ISLAND (1-0)

	W	102-66	(h)

...-LAFAYETTE (0-1)

	L	66-60	(n)

...-MONROE (1-0)

	W	78-60	(h)

...AH (3-1)

	W	68-62	(h)
	L	86-58	(a)
	W	73-65	(a)
	W	68-61	(n)

LOUISVILLE (2-7)

1/5/51	L	73-60	(h)
12/29/52	L	84-74	(h)
1/31/57	L	89-60	(h)
1/30/61	W	71-69	(h)
12/6/61	L	77-59	(a)
2/9/63	W	94-84	(h)
12/28/65 (OT)	L	85-84	(h)
12/31/05	L	58-43	(n)
12/23/06	L	82-59	(a)

LOYOLA (N.O.) (9-7)

12/10/52	L	71-54	(a)
12/10/55	W	83-82	(a)
12/10/57	L	76-52	(h)
1/25/58	W	89-82	(h)
2/16/59	W	93-84	(h)
12/12/59	W	86-70	(a)
2/11/61	W	65-61	(h)
2/10/62	L	113-70	(h)
2/15/64 (OT)	W	97-90	(a)
2/13/65	W	115-86	(h)
2/19/66	L	89-76	(a)
2/11/67	W	68-66	(h)
2/17/68	L	86-84	(a)
2/15/69	W	89-80	(h)
1/31/70	L	98-84	(a)
2/6/71	L	107-88	(h)

LUBBOCK CHRISTIAN (1-0)

11/21/03	W	86-66	(h)

MAINE (1-0)

11/29/91	W	62-57	(n)

MANHATTAN (1-0)

12/28/85	W	79-61	(h)

MARIST (2-1)

2/1/88 (OT)	W	79-76	(a)
2/18/88	L	73-62	(h)
11/15/07	W	85-61	(n)

MARQUETTE (2-2)

3/5/86	L	84-62	(a)
1/24/87 (OT)	W	91-89	(h)
1/16/88	L	65-51	(a)
1/28/89	W	106-90	(h)

MARSHALL (2-1)

1941-42	L	37-33	(h)
2/23/71	W	89-88	(h)
12/27/91	W	70-55	(n)

MARYLAND (9-5)

1/28/49	L	43-42	(h)
1/29/49	W	58-48	(h)
2/1/54	L	63-57	(h)
1/22/62	L	71-68	(h)
12/29/64	W	80-73	(h)
1/30/68	W	93-73	(h)
12/21/68	W	92-85	(n)
12/29/70	L	111-77	(h)
2/5/05 (OT)	W	75-73	(h)
1/7/06	W	84-70	(h)
3/1/06	L	65-61	(a)
1/10/07	W	63-58	(a)
3/8/07	W	67-62	(n)
2/23/08	W	78-63	(h)

MD-BALTIMORE COUNTY (3-0)

1/11/88	W	75-56	(h)
11/27/89	W	91-74	(h)
12/9/03	W	61-52	(h)

MD-EASTERN SHORE (3-0)

2/12/86	W	77-55	(h)
1/14/87	W	88-66	(h)
11/25/88	W	108-80	(h)

MASSACHUSETTS (2-0)

12/12/04	W	80-53	(h)
1/2/06	W	72-71	(a)

MCDILL FIELD (2-0)

2/19/46	W	54-50	(a)
1/31/48	W	67-48	(a)

MEMPHIS (5-6)

1/4/56	L	79-71	(n)
1/18/64	W	78-69	(h)
2/15/66	L	86-72	(a)
2/2/67	W	88-63	(h)
2/13/68	L	67-44	(a)
1/21/91	L	80-72	(a)
2/11/91 (OT)	L	83-82	(h)
12/22/97	W	65-57	(a)
12/22/98	W	80-64	(a)
12/4/99	L	82-72	(a)
12/21/00	W	66-57	(h)

Formerly Memphis State University

MERCER (1-1)

1938-39	L	56-37	(a)
2/3/90	W	53-47	(h)

MIAMI BEACH (1-0)

1928-29	W	66-18	(h)

MIAMI BEACH ALL-STARS (1-0)

12/3/52	W	70-45	(h)

MIAMI BEACH CANOE CLUB (2-0)

2/21/28	W	52-21	(h)
2/23/28	W	18-9	(h)

MIAMI (OHIO) (5-4)

1/17/47	L	60-44	(a)
1/10/55	L	75-73	(h)
12/30/58 (OT)	L	89-87	(h)
12/21/59	W	83-78	(a)
1/4/61 (2OT)	W	102-100	(h)
12/28/61	W	83-73	(h)
2/2/65	W	100-85	(h)
2/22/69	W	74-68	(h)
12/27/90 (2OT)	L	101-99	(n)

MICHIGAN (0-4)

11/27/87	L	109-76	(n)
3/13/97	L	76-63	(a)
11/29/05	L	74-53	(a)
3/22/06	L	71-65	(a)

MISSISSIPPI (2-0)

12/21/49	W	82-67	(h)
12/22/49	W	55-43	(h)

MISSISSIPPI COLLEGE (1-0)

1/19/56	W	89-84	(h)

MISSISSIPPI SOUTHERN (1-1)

12/1/55	L	63-61	(a)
2/16/57	W	85-78	(h)

MISSISSIPPI STATE (2-2)

12/13/57	L	66-64	(n)
12/28/90	W	74-67	(n)
12/11/06	L	70-52	(h)
12/13/07	W	64-58	(a)

MISSOURI (0-1)

3/14/02	L	93-80	(n)

MONMOUTH (1-1)

2/4/88 (OT)	L	64-62	(h)
11/22/99	W	67-46	(h)

MOREHEAD STATE (4-3)

1/18/47	W	61-56	(a)
2/20/56	L	102-89	(h)
2/23/59	W	102-85	(h)
2/23/61	W	85-70	(h)
12/4/61	L	107-81	(a)
2/1/69 (OT)	W	92-91	(h)
2/1/71	L	76-75	(h)

MORGAN STATE (2-0)

11/19/05	W	83-51	(h)
11/24/07	W	55-51	(h)

MOUNT ST. MARY'S (1-0)

12/8/66	W	86-83	(a)

MUFFETS (2-0)

12/14/48	W	69-51	(h)
12/6/49	W	78-37	(h)

MURRAY STATE (2-1)

1/30/53	L	69-65	(h)
12/14/59	W	92-80	(h)
12/8/61	W	69-67	(a)

NAVY (0-1)

2/7/87	L	78-62	(n)

NAVY REC. BARRACKS (0-1)

1/16/46	L	46-43	(h)

NEBRASKA (1-3)

11/30/51	W	70-60	(h)
12/18/71	L	85-58	(a)
12/16/00	L	72-64	(h)
12/30/06	L	82-67	(h)

NEVADA (1-1)

12/14/63 (OT)	W	81-78	(a)
12/11/66	L	89-79	(a)

NEW HAMPSHIRE (1-0)

11/23/02	W	93-58	(h)

NEW MEXICO (0-2)

1/29/87	L	87-78	(a)
2/1/89	L	110-93	(h)

NEW ORLEANS (0-2)

1/7/86	L	64-57	(a)
2/15/86	L	85-75	(h)

NEW YORK UNIVERSITY (1-1)

12/29/54	L	74-67	(h)
12/28/67	W	102-91	(h)

NIAGARA (1-0)

12/10/64	W	74-67	(a)

NORFOLK STATE (1-0)

1/02/05	W	76-58	(h)

NORTH CAROLINA (2-11)

1/13/50	L	55-53	(h)
1/14/50	L	66-51	(h)
12/6/86	L	122-77	(a)
2/5/90	L	87-74	(a)
12/18/99	L	78-68	(n)
12/4/00	L	67-45	(a)
1/4/03 (OT)	W	64-61	(h)
1/7/04	L	89-64	(a)
1/22/05	L	87-67	(a)
1/14/06	W	81-70	(a)
2/12/06	L	80-70	(h)
1/31/07	L	105-64	(a)
1/23/08	L	98-82	(h)

NORTH CAROLINA A&T (3-0)

12/22/03	W	81-62	(h)
11/22/05	W	87-62	(h)
12/23/07	W	95-64	(h)

UNC ASHEVILLE (1-0)

12/1/93	W	82-60	(h)

NC STATE (3-4)

1939-40	L	46-35	(a)
1/09/05	W	67-66	(h)
12/18/05	L	81-69	(a)

2/8/06 (2OT)	L	86-77	(h)
2/10/07	W	80-65	(h)
1/19/08 (OT)	L	79-77	(a)
2/13/08	W	63-50	(n)

UNC WILMINGTON (0-1)

12/29/92	L	88-73	(h)

NORTH FLORIDA (1-0)

12/20/07	W	85-63	(h)

NORTHEASTERN (2-0)

1/31/91	W	79-63	(h)
11/25/00	W	92-86	(h)

NORTHEASTERN ILLINOIS (2-0)

11/25/94	W	66-48	(h)
11/24/95	W	81-58	(h)

NORTHERN IOWA (1-0)

11/27/98	W	78-69	(n)

NORTHWESTERN (0-1)

11/28/06	L	59-61	(a)

NOTRE DAME (7-8)

2/22/86	L	126-73	(h)
3/5/87	L	65-49	(a)
1/27/90	L	107-60	(a)
1/12/91	L	60-52	(h)
1/23/96	W	72-64	(h)
2/28/96	W	71-59	(a)
2/25/97	L	69-60	(a)
2/14/98	W	66-57	(h)
2/22/98	W	65-59	(a)
1/9/99	L	71-68	(h)
1/25/00	W	63-49	(a)
2/26/00	W	55-52	(h)
3/9/00	W	61-58	(n)
2/23/02	L	90-77	(h)
1/28/04	L	72-62	(a)

OHIO STATE (2-1)

12/21/53	L	106-81	(h)
12/27/98	W	72-64	(h)
3/19/00	W	75-62	(n)

OHIO UNIVERSITY (1-1)

12/18/65	W	105-100	(h)
12/30/69	L	99-74	(h)

OKLAHOMA CITY (5-4)

2/10/58	W	83-66	(h)
1/29/60	W	97-84	(h)
1/6/62 (OT)	L	118-113	(h)
1/30/65	W	115-92	(h)
1/10/67	W	111-109	(h)
2/26/70	L	91-90	(h)
12/19/70 (OT)	L	94-91	(n)
1/2/71	W	90-87	(h)
1/22/71	L	88-75	(a)

OKLAHOMA STATE (1-0)

3/15/06	W	62-59	(h)

OLD DOMINION (1-0)

12/26/88	W	77-76	(n)

ORAL ROBERTS (1-1)

11/28/88	W	108-103	(h)
2/25/89	L	99-92	(a)

OREGON STATE (0-1)

12/1/69	L	86-81	(h)

PENN STATE (0-4)

11/29/86	L	74-61	(h)
11/27/90	L	93-67	(a)
1/25/91	L	69-57	(h)
3/15/95	L	62-56	(a)

PENNSYLVANIA (5-3)

1/2/48	L	53-46	(h)
12/29/49	W	64-62	(h)
12/30/49	W	53-51	(h)
12/29/51	L	89-64	(h)
12/28/53	L	67-54	(h)
12/27/66	W	82-78	(h)
12/28/88	W	102-69	(n)
1/2/08	W	88-62	(h)

PENSACOLA NAS (2-0)

2/14/47	W	69-50	(h)
2/15/47	W	64-36	(h)

PEPPERDINE (0-1)

12/13/69 (OT)	L	93-90	(a)

PI CHI (2-0)

1939-40	W	42-29	(n)
1940-41	W	45-27	(n)

PITTSBURGH (16-17)

12/26/47	W	43-40	(a)
12/21/48	W	58-52	(h)
12/22/48	L	80-48	(h)
1/18/51	L	81-56	(a)
2/9/55	L	78-72	(h)
12/12/58	L	69-65	(a)
12/28/62	W	86-85	(h)
12/5/64	W	85-71	(a)
1/6/68	W	100-84	(h)
12/27/68	W	72-70	(h)
12/5/69	W	85-67	(a)
1/29/92	L	82-52	(a)
2/4/92	L	77-55	(h)
3/12/92	W	83-71	(n)
1/6/93	L	85-78	(a)
1/23/93	L	86-84	(h)
1/12/94	L	83-55	(a)
2/1/94	L	80-71	(h)
2/18/95	L	67-61	(a)
2/25/95 (OT)	W	76-68	(h)
1/20/96	W	66-57	(h)
1/8/97	L	76-72	(a)
2/5/97	W	78-63	(h)
1/3/98	W	73-65	(a)
1/30/99	L	60-54	(a)
2/23/99	W	85-52	(h)
2/1/00	W	64-60	(h)
2/31/00	W	74-66	(a)
1/8/01	L	62-51	(a)
3/7/01	L	78-69	(a)
1/15/02 (OT)	W	76-69	(h)
3/8/02	L	76-71	(n)
1/10/04 (2OT)	L	84-80	(h)

PONCE DE LEON (0-1)

1928-29	L	12-11	(h)

PRINCETON (1-1)

12/28/48	W	37-35	(h)
12/29/48 (2OT)	L	62-55	(h)

PROVIDENCE (14-15)

12/8/62	W	82-75	(a)
3/19/63	L	106-96	(n)
1/20/87	L	92-88	(h)
1/27/88	W	83-77	(a)
1/24/89	L	106-91	(h)
2/21/90	L	101-67	(a)
2/12/92	L	73-51	(h)
3/7/92	L	62-57	(a)
1/19/93	W	75-66	(h)
2/16/93	L	75-60	(a)
1/8/94	L	81-59	(a)
2/26/94	L	88-60	(h)
1/18/95	W	81-75	(a)
2/11/95	W	69-63	(h)
2/14/96	L	77-54	(a)
3/2/96	W	66-59	(h)
1/15/97	W	71-69	(h)
2/4/98	W	64-54	(h)
2/18/98	L	59-57	(a)
2/13/99	W	69-65	(a)
2/16/00	L	47-45	(h)
1/16/01	W	78-64	(a)
1/20/01	L	80-70	(h)
1/19/02 (OT)	W	102-96	(h)
2/26/02	W	81-65	(a)
1/29/03	W	60-57	(h)
2/18/03	L	73-63	(a)
2/21/04	L	70-57	(a)
11/18/07	W	64-58	(n)

PURDUE (0-2)

12/30/87	L	110-82	(n)
3/14/99	L	73-63	(n)

QUINNIPIAC (1-0)

12/29/99	W	80-66	(h)

RADFORD (1-0)

1/10/87	W	66-62	(n)

REDLAND (1-0)

1928-29	W	42-11	(h)

RHODE ISLAND (4-1)

1/3/62	W	80-70	(h)
12/6/62	W	88-80	(a)
1/4/64	W	105-88	(h)
1/5/70	W	105-95	(h)
11/25/03	L	54-53	(n)

RIDER (1-0)

12/18/85	W	81-58	(h)

RIO GRANDE (0-1)

12/19/53	L	89-88	(h)

ROBERT MORRIS (1-0)

11/30/94	W	66-51	(h)

ROLLINS (36-13)

1/14/28	W	52-15	(h)
1/23/28	L	32-21	(a)
1928-29	W	34-15	(h)
1928-29	W	34-13	(a)
1930-31	L	32-22	(h)
1930-31	W	41-39	(h)
1930-31	L	39-36	(a)
1930-31	L	26-22	(a)
1938-39	W	48-29	(h)
1938-39	L	49-45	(h)
1938-39	W	52-39	(a)
1938-39	L	42-28	(a)
1939-40	L	51-50	(h)
1939-40	L	38-25	(h)
1939-40	L	56-49	(a)
1939-40	W	50-49	(a)
1940-41	W	55-29	(h)
1940-41	W	57-41	(h)
1940-41	W	44-35	(a)
2/11/50	W	70-54	(a)
12/7/50	L	59-58	(a)
1/10/51	W	79-54	(h)
1951-52	L	78-63	(a)
1951-52	W	98-61	(h)
2/5/53	W	68-60	(a)
2/12/53	W	95-69	(h)
2/4/54	L	85-71	(a)
1/8/55	W	93-76	(h)
2/12/55	W	77-69	(a)
1/21/56	W	86-72	(h)
2/9/56	W	89-82	(a)
2/11/95	W	69-63	(h)
2/14/96	L	77-54	(a)
3/2/96	W	66-59	(h)
1/15/97	W	71-69	(h)
2/4/98	W	64-54	(h)
2/18/98	L	59-57	(a)
2/13/99	W	69-65	(a)
2/16/00	L	47-45	(h)
1/16/01	W	78-64	(a)
1/20/01	L	80-70	(h)
1/19/02 (OT)	W	102-96	(h)
2/26/02	W	81-65	(a)
1/29/03	W	60-57	(h)
2/18/03	L	73-63	(a)
2/21/04	L	70-57	(a)
11/18/07	W	64-58	(n)

PURDUE (0-2)

12/30/87	L	110-82	(n)
3/14/99	L	73-63	(n)

QUINNIPIAC (1-0)

12/29/99	W	80-66	(h)

RADFORD (1-0)

1/10/87	W	66-62	(n)

REDLAND (1-0)

1928-29	W	42-11	(h)

RHODE ISLAND (4-1)

1/3/62	W	80-70	(h)
12/6/62	W	88-80	(a)
1/4/64	W	105-88	(h)
1/5/70	W	105-95	(h)
11/25/03	L	54-53	(n)

RIDER (1-0)

12/18/85	W	81-58	(h)

RIO GRANDE (0-1)

12/19/53	L	89-88	(h)

ROBERT MORRIS (1-0)

11/30/94	W	66-51	(h)

ROLLINS (36-13)

1/14/28	W	52-15	(h)
1/23/28	L	32-21	(a)
1928-29	W	34-15	(h)
1928-29	W	34-13	(a)
1930-31	L	32-22	(h)
1930-31	W	41-39	(h)
1930-31	L	39-36	(a)
1930-31	L	26-22	(a)
1938-39	W	48-29	(h)
1938-39	L	49-45	(h)
1938-39	W	52-39	(a)
1938-39	L	42-28	(a)
1939-40	L	51-50	(h)
1939-40	L	38-25	(h)
1939-40	L	56-49	(a)
1939-40	W	50-49	(a)
1940-41	W	55-29	(h)
1940-41	W	57-41	(h)
1940-41	W	44-35	(a)
2/11/50	W	70-54	(a)
12/7/50	L	59-58	(a)
1/10/51	W	79-54	(h)
1951-52	L	78-63	(a)
1951-52	W	98-61	(h)
2/5/53	W	68-60	(a)
2/12/53	W	95-69	(h)
2/4/54	L	85-71	(a)
1/8/55	W	93-76	(h)
2/12/55	W	77-69	(a)
1/21/56	W	86-72	(h)
2/9/56	W	89-82	(a)
1/19/57			
2/7/57			
1/13/58			
1/30/58			
12/3/58			
2/6/59			
12/1/59			
2/2/60			
12/1/60			
2/1/61			
1/31/62			
2/19/62			
1/30/63			
2/12/63			
12/19/63			
1/28/64			
1/23/65			
2/23/65			

RUTGERS (8-4)

1/3/89 (OT)			
2/25/96			
3/6/96			
2/2/97			
2/8/97			
12/2/97			
1/13/99			
2/27/99			
2/5/00			
2/17/02			
1/21/04			
2/4/04 (OT)			

SACRED HEART (1-0)

1/2/06			

ST. FRANCIS (NY) (1-0)

3/16/63			

ST. FRANCIS (PA) (2-0)

1/5/87			
12/30/01			

ST. JOHN'S (13-16)

1/3/63			
12/12/64			
2/25/67			
1/4/92			
1/14/92			
1/16/93			
2/20/93			
1/22/94			
2/8/94			
1/11/95			
2/13/95			
2/20/96 (2OT)			
12/3/96			
2/22/97			
3/5/97 (OT)			
1/13/98			
1/6/99			
2/3/99			
3/5/99			
3/5/00			
3/10/00			
1/22/01 (OT)			
2/10/01 (2OT)			
1/8/02			
2/13/02			
2/2/03			
3/8/03			
1/14/04			
12/2/07			

[illegible] (FA) (1-3)

	L	58-47	(a)
	L	86-76	(n)
	L	92-79	(a)
	W	87-64	(h)

[illegible] (0-2)

	L	58-56	(n)
	L	86-71	(n)

[illegible]'S (CA) (5-0)

	W	101-86	(a)
	W	89-77	(h)
	W	77-70	(h)
	W	91-84	(h)
	W	78-64	(n)

[illegible] PETER'S (1-0)

	W	91-75	(h)

[illegible] THOMAS (2-0)

	W	62-60	(h)
	W	71-47	(h)

[illegible] Biscayne College

SAM HOUSTON STATE (1-0)

	W	73-58	(h)

SAN DIEGO STATE (1-1)

	W	83-82	(a)
	L	56-49	(h)

SAN FRANCISCO (2-1)

	W	68-56	(a)
	W	95-83	(h)
	L	105-89	(a)

SANTA CLARA (0-3)

	L	66-65	(a)
	L	86-77	(a)
	L	78-74	(a)

SAVANNAH STATE (3-0)

	W	107-98	(h)
	W	91-57	(h)
	W	105-65	(h)

SEARING A.C. (1-0)

	W	36-23	(a)

SEARING FIREMEN (1-0)

	W	38-35	(a)

SETON HALL (8-15)

	L	92-80	(h)
	L	93-90	(h)
	W	89-81	(h)
	L	64-52	(a)
	L	90-82	(h)
	L	65-56	(a)
	L	85-73	(h)
	L	77-48	(h)
	L	85-63	(a)
	L	69-51	(n)
	L	72-54	(a)
	W	61-57	(h)
	W	80-70	(h)
	L	66-63	(a)
	W	61-51	(a)
	W	78-65	(a)
	L	76-71	(h)
	W	77-71	(h)
	W	71-64	(a)
	W	72-66	(h)
	L	76-53	(a)
	L	67-52	(n)
	L	76-66	(h)

7TH NAVAL DISTRICT (0-1)

	L	53-19	(h)

SHENANDOAH PRESB. (1-0)

1940-41	W	50-36	

SOUTH CAROLINA (5-3)

12/17/48	W	59-40	(h)
12/18/48	W	65-64	(h)
12/14/49	W	64-54	(h)
12/15/49	W	57-56	(h)
2/5/55	L	83-77	(h)
1/2/60 (OT)	W	107-106	(h)
12/5/87	L	76-63	(h)
3/15/05	L	69-67	(a)

SOUTH CAROLINA STATE (0-1)

11/23/04	L	60-50	

SOUTH FLORIDA (6-2)

1/23/88	W	80-75	(h)
3/1/88	W	92-71	(a)
2/6/89 (2OT)	W	106-104	(h)
2/18/89	W	86-78	(a)
1/6/90	L	93-77	(a)
2/24/90	W	81-73	(h)
12/5/90	L	79-71	(a)
2/25/91	W	67-58	(h)

SOUTHERN CALIFORNIA (0-2)

12/1/90	L	92-71	(a)
12/27/92	L	86-66	(n)

SOUTHERN ILLINOIS (1-0)

11/14/97	W	73-61	(a)

SOUTHERN METHODIST (0-2)

12/19/90 (2OT)	L	93-88	(a)
12/20/91	L	69-60	(h)

SOUTHWEST TEXAS STATE (0-1)

12/4/92	L	60-57	(h)

SPRING HILL COLLEGE (0-2)

12/14/55	L	79-71	(a)
2/2/57	L	84-75	(h)

STANFORD (1-1)

12/30/86	W	71-58	(n)
1/16/89	L	93-59	(a)

STETSON (45-33)

1/20/28	W	33-25	(h)
1/24/28	L	32-26	(a)
1928-29	W	35-13	(h)
1928-29	L	20-13	(a)
1930-31	L	36-16	(h)
1930-31	L	37-15	(a)
1939-40	L	33-29	(h)
1939-40	L	39-27	(h)
1939-40	L	48-42	(a)
1939-40	L	46-37	(a)
1940-41	L	46-29	(h)
1940-41	L	51-41	(h)
1940-41	L	45-40	(a)
1940-41	W	40-35	(a)
1941-42	L	47-42	(a)
1941-42	L	42-34	(a)
1941-42	L	44-37	(h)
1941-42	W	46-36	(h)
1/24/47	L	53-46	(h)
1/25/47	W	74-50	(h)
2/21/47	W	54-41	(a)
2/22/47	W	44-38	(a)
1/16/48	L	49-46	(a)
1/17/48	W	59-39	(a)
2/14/48	L	41-36	(h)
2/5/49	W	53-42	(h)
2/11/49	W	81-46	(a)
2/12/49	W	70-58	(a)
1/7/50	W	65-58	(h)
2/8/50	W	88-61	(a)
2/9/50	W	82-63	(a)
1/24/51	W	82-55	(h)
2/14/51	W	78-66	(a)
1951-52	W	88-57	(h)
1951-52	W	80-74	(a)
1/12/53	W	71-70	(h)
2/4/53	L	80-77	(a)
1/18/54	L	85-63	(h)
2/11/54	L	108-56	(a)
2/14/55	L	89-85	(a)
2/22/55	W	79-77	(h)
1/16/56	W	85-79	(h)
2/8/56	L	91-84	(a)
1/7/57	W	89-81	(h)
2/6/57	L	95-93	(a)
1/8/58	W	103-80	(h)
2/15/58	W	92-85	(a)
2/5/59	L	110-97	(a)
2/19/59	W	99-81	(h)
2/5/60	W	94-86	(a)
2/11/60	L	73-72	(h)
2/3/61	L	76-68	(a)
2/15/61	W	91-84	(h)
2/2/62	W	79-70	(a)
2/13/62	W	86-78	(h)
2/1/63	L	66-64	(a)
2/26/63	W	75-60	(h)
1/31/64	W	81-75	(a)
2/22/64	W	87-70	(h)
2/4/65	W	86-84	(a)
2/16/65	W	95-84	(h)
1/27/66	W	89-78	(a)
2/24/66	W	86-77	(h)
1/26/67	L	56-53	(a)
2/14/67	W	95-84	(h)
1/26/68	W	72-67	(a)
2/20/68	W	88-71	(h)
1/29/69	W	98-90	(a)
2/4/69	L	87-83	(h)
1/24/70	L	116-88	(a)
2/21/70	L	95-86	(h)
1/30/71	L	90-74	(a)
2/8/71	L	91-76	(h)
12/2/03	W	91-70	(h)
12/18/04	W	81-50	(h)
12/27/05	W	65-56	(h)
12/16/06	W	89-64	(h)
12/17/07	W	89-53	(h)

SYRACUSE (5-14)

12/28/63 (OT)	L	86-85	(h)
1/11/92	L	73-57	(a)
2/29/92	L	68-63	(h)
1/9/93	L	89-81	(a)
2/6/93	W	81-74	(h)
12/22/93	L	81-52	(a)
3/1/94	L	71-69	(h)
12/6/94	L	83-65	(h)
1/28/95	L	76-51	(a)
1/3/96	W	75-66	(h)
2/1/96	L	72-51	(a)
12/7/96	W	67-63	(h)
1/18/98	L	85-67	(a)
2/10/98	L	72-63	(h)
2/8/99	W	76-63	(a)
1/8/00	L	67-55	(h)
2/13/01	W	68-57	(a)
1/26/03	L	54-49	(h)
2/14/04	L	91-74	(h)

TAMPA (44-10)

1939-40	W	39-31	(a)
1941-42	W	38-34	(h)
1941-42	W	52-38	(h)
2/18/46	W	44-23	(a)
1/10/47	W	53-27	(h)
1/11/47	W	52-34	(h)
1/31/47	W	53-25	(a)
2/1/47	W	82-36	(a)
12/12/47	L	47-35	(h)
12/13/47	W	58-46	(h)
2/3/48	W	60-55	(a)
2/4/48	W	86-67	(a)
2/19/49	W	74-57	(h)
2/25/49	L	81-58	(a)
1/6/50	W	76-61	(h)
2/6/50	L	67-55	(a)
1/12/51 (OT)	L	77-75	(h)
2/24/51	L	94-74	(a)
1951-52	W	87-61	(h)
1951-52	W	87-78	(a)
1/16/53	L	72-65	(h)
2/21/53	L	86-84	(a)
2/12/54	W	69-65	(a)
2/22/54	W	67-59	(h)
1/17/55	W	103-76	(h)
2/17/55	W	105-89	(a)
12/6/55	W	96-59	(h)
2/11/56	W	94-74	(a)
12/11/56	W	97-84	(h)
2/9/57	W	78-77	(a)
12/5/57	W	69-67	(h)
1/31/58	W	90-84	(a)
12/5/58	W	113-71	(h)

2008 NCAA TOURNAMENT



2/3/59	W	86-84	(a)
12/5/59	W	98-65	(h)
2/3/60	W	74-73	(a)
12/3/60	W	93-64	(h)
2/18/61	W	108-99	(a)
1/30/62	L	113-95	(a)
2/17/62	W	96-81	(h)
1/29/63	W	78-76	(a)
2/18/63	W	112-91	(h)
12/3/63	W	101-95	(h)
1/29/64	W	134-104	(a)
12/1/64	W	136-119	(a)
2/9/65	W	141-110	(h)
12/1/65	W	120-91	(h)
1/29/66	W	83-71	(a)
12/1/66	W	72-63	(a)
1/16/67	W	97-86	(h)
12/12/67	W	104-103	(h)
1/10/68	L	78-76	(a)
1/6/69	L	62-61	(a)
2/18/69	W	95-79	(h)

TEACHERS COLLEGE OF CONNECTICUT (1-0)

12/15/50	W	60-48	(h)

TEMPLE (1-2)

12/29/61	L	85-67	(h)
12/20/03	W	72-66	(n)
12/27/05	L	73-56	(a)

TENNESSEE (1-3)

12/17/54	L	89-80	(n)
12/1/91	W	72-60	(n)
12/27/95	L	56-54	(h)
12/22/96	L	78-65	(a)

TENNESSEE-MARTIN (1-0)

12/29/00	W	70-54	(h)

TENNESSEE TECH (4-0)

3/7/47	W	55-51	(n)
2/8/89	W	111-101	(h)
11/26/02	W	78-72	(h)
12/23/04	W	69-57	(h)

TEXAS (1-2)

12/19/87	W	85-56	(h)
2/22/89	L	123-104	(a)
3/23/08	L	75-72	(n)



DWAYNE COLLINS & ANTHONY KING

TEXAS A&M (3-0)

12/19/56	W	86-80	(h)
12/9/01	W	64-55	(a)
11/26/02	W	79-72	(h)

TEXAS-ARLINGTON (1-0)

11/13/05	W	76-65	(n)

TEXAS CHRISTIAN (0-1)

12/14/57	L	82-59	(n)

TEXAS TECH (1-0)

12/22/52	W	79-64	(h)

TOLEDO (1-0)

12/6/56	W	68-67	(a)

TORONTO (1-0)

1/8/59	W	97-75	(h)

TOWSON STATE (1-0)

1/11/86	W	71-66	(h)

TULANE (4-4)

1/22/47	L	60-39	(h)
12/29/55	W	86-75	(h)
12/29/58	W	94-72	(h)
2/3/68	L	99-88	(a)
1/16/69	L	90-79	(h)
1/29/70	L	105-90	(a)
1/16/71	W	74-71	(h)
3/3/90	W	93-60	(h)

TULSA (1-1)

2/22/62	W	83-66	(h)
3/24/00	L	80-71	(n)

TURNER'S SPORTS SHOP (2-2)

1928-29	W	43-23	(h)
1928-29	W	36-17	(h)
1928-29	L	36-27	(h)
1930-31	L	33-24	(h)

UCLA (0-4)

12/12/69	L	127-69	(a)
12/21/85	L	109-64	(a)
12/1/88	L	91-66	(h)
3/13/98	L	65-62	(n)

UNLV (0-2)

12/28/94	L	56-55	(h)
11/29/96	L	55-43	(a)

UTAH (1-0)

1/3/66	W	88-87	(h)

VALPARAISO (0-1)

12/28/56	L	81-76	(h)

VILLANOVA (10-13)

2/18/92	L	74-50	(a)
2/25/92	L	61-50	(h)
1/30/93	L	82-69	(a)
3/6/93	W	77-76	(h)
2/12/94	L	77-58	(h)
3/5/94	L	83-63	(a)
1/25/95	L	92-62	(h)
2/7/95	L	73-63	(a)
12/5/95	L	70-68	(h)
1/27/96	L	90-62	(a)
1/11/97	W	61-59	(a)
1/22/98	W	78-63	(h)
1/31/98	L	78-75	(a)
2/16/99	W	103-82	(h)
1/11/00	W	67-66	(a)
2/17/01	W	80-62	(a)
3/3/01	W	65-53	(h)
1/24/02	W	76-58	(h)
2/5/02	W	65-56	(a)
2/8/03 (OT)	L	72-67	(h)
2/25/03	L	75-56	(a)
1/25/04	L	76-69	(h)
3/2/04	W	59-56	(a)

VIRGINIA (5-3)

2/10/66	W	80-75	(h)
12/10/66	W	80-78	(a)
1/12/05	W	91-80	(a)
3/10/05	L	66-65	(n)
1/24/06	L	71-51	(a)
2/3/07	L	81-70	(a)
2/21/07	W	68-60	(h)
3/1/08	W	95-93	(h)

VCU (3-1)

2/22/88	W	96-93	(a)
1/9/89	L	87-77	(h)
2/9/91	W	73-58	(h)
11/16/07	W	69-63	(n)

VIRGINIA TECH (8-6)

1/10/01	L	85-74	(a)
2/6/01	W	86-61	(h)
1/12/02	W	77-68	(a)
3/2/02	W	83-77	(h)
2/11/03	W	85-65	(h)
3/5/03	W	79-71	(a)
1/17/04	W	65-59	(a)
2/02/05	L	73-63	(h)
2/19/05	L	71-58	(a)
2/22/06	W	70-59	(h)
1/23/07	L	92-85	(h)
2/24/07	L	73-57	(a)
2/9/08	W	74-71	(a)
3/14/08	L	63-49	(n)

VOLKS A.C. (0-1)

2/10/28	L	42-26	(h)

WAGNER (0-1)

12/29/93	L	57-55	(h)

WAKE FOREST (1-7)

2/5/40	L	46-17	(a)
1/28/91	L	72-66	(a)
1/29/05	L	94-82	(a)
2/15/05	L	68-63	(h)
1/31/06	W	78-69	(h)
1/6/07	L	59-58	(h)
2/17/07	L	74-69	(a)
1/29/08	L	70-68	(a)

WASHINGTON ([illegible])

12/1/67	[illegible]	[illegible]	[illegible]
12/2/67	[illegible]	[illegible]	[illegible]
1/15/90	L	[illegible]	[illegible]

WASHINGTON & LEE ([illegible])

12/18/54	W	[illegible]	[illegible]

WEST VIRGINIA (8-7)

12/30/55	L	[illegible]	[illegible]
1/5/91	L	71-67	[illegible]
2/6/96	W	88-85	[illegible]
2/17/96	L	72-69	[illegible]
3/1/97	L	82-64	[illegible]
1/10/98	L	98-84	[illegible]
2/28/98	W	70-66	[illegible]
1/16/99	W	64-56	[illegible]
1/5/00	W	66-58	[illegible]
2/22/00	W	68-56	[illegible]
2/28/01	W	73-66	[illegible]
1/7/03	L	68-63	[illegible]
3/6/04	L	58-53	[illegible]

WESTERN KENTUCKY (1-13)

3/8/47	L	55-46	[illegible]
1/21/49	L	78-45	[illegible]
1/22/49	L	83-47	[illegible]
1/27/50	L	65-61	[illegible]
1/28/50	L	78-61	[illegible]
2/15/50	L	79-57	[illegible]
2/16/50	L	83-47	[illegible]
1/16/51	L	89-47	[illegible]
1/26/51	L	68-64	[illegible]
1/25/52	L	102-74	[illegible]
1/22/53	L	98-56	[illegible]
1/31/59	W	109-95	[illegible]
3/8/60	L	107-84	[illegible]
12/28/66	L	94-89	[illegible]

WICHITA STATE (1-0)

12/30/88	W	81-59	[illegible]

WILLIAM & MARY (1-0)

2/2/66	W	88-66	[illegible]

WINTHROP (2-2)

12/14/86	L	63-55	[illegible]
1/9/88	W	62-60	[illegible]
12/16/96	W	81-56	[illegible]
12/29/07	L	76-70	[illegible]

WISCONSIN (0-2)

12/7/85	L	88-66	[illegible]
12/8/86	L	65-54	[illegible]

WISCONSIN-GREEN BAY (2-1)

12/9/85	W	67-63	[illegible]
1/3/87	L	62-45	[illegible]
11/15/05	W	80-54	[illegible]

WOFFORD (2-0)

11/20/04	W	67-64	[illegible]
12/10/05	W	71-40	[illegible]

XAVIER (2-1)

2/2/56	W	77-75	[illegible]
12/29/59	W	87-69	[illegible]
11/27/04 (OT)	L	83-70	[illegible]

YALE (4-2)

12/29/50	L	78-62	[illegible]
12/27/51	L	70-68	[illegible]
12/27/55	W	92-90	[illegible]
12/28/64	W	86-71	[illegible]
12/20/68	W	77-71	[illegible]
12/29/86 (OT)	W	78-75	[illegible]

YMHA (2-0)

1940-41	W	48-39	[illegible]
12/15/48	W	61-46	[illegible]

ALL-TIME RESULTS

[illegible]

[illegible]ECORD: 7-1

[illegible], HEAD COACH

	[illegible]	W	45-20
	[illegible]	W	55-11
	St. Petersburg	W	45-23
	Havana	L	23-28
	Oglethorpe	W	49-26
	Stetson	W	38-18
	Florida Southern	W	54-24
	Florida	W	39-20
[illegible]			348-170

[illegible]27-28

[illegible]ON RECORD: 8-4

[illegible] WEBB, HEAD COACH

	Rollins	W	52-15
	Stetson	W	33-25
	at Rollins	L	21-32
	at Stetson	L	26-32
	at Florida Southern	L	26-40
	Havana	W	38-14
	Volks AC	L	26-42
	at Florida	W	40-39
	at Sebring AC	W	36-23
	Florida Southern	W	38-18
	Miami Beach Canoe Club	W	52-21
	Miami Beach Canoe Club	W	18-9
[illegible]			406-310

[illegible]28-29

[illegible]SON RECORD: 13-6

[illegible] MCCANN, HEAD COACH

	Rollins	W	34-15
	Havana	L	22-26
	Ponce de Leon	L	11-12
	Miami Beach	W	66-18
	Stetson	W	35-13
	Agoga	W	49-19
	at Rollins	W	34-13
	at Florida Southern	L	15-39
	at Stetson	L	13-20
	Church League All-Stars	W	68-23
	Turner's Sports Shop	W	43-17
	Turner's Sports Shop	W	36-17
	Florida Southern	W	36-29
	Junior C. of C.	W	25-24
	Agoga	W	63-33
	Junior C. of C.	L	23-28
	Redland	W	42-11
	City Hall	W	28-20
	Turner's Sports Shop	L	27-36
[illegible]			670-419

[illegible]29-30

[illegible] DID NOT HAVE A TEAM

1930-31

SEASON RECORD: 3-7

ART WEBB, HEAD COACH

	Turner's Sports Shop	L	24-33
	Rollins	L	22-32
	Rollins	W	41-39
	Florida Southern	W	27-24
	Stetson	L	16-36
	at Sebring Fireman	W	38-35
	at Stetson	L	15-37
	at Florida Southern	L	21-40
	at Rollins	L	26-29
	at Rollins	L	22-26
Season Totals:			252-331

1931-32

SEASON RECORD: 17-1

TOM MCCANN, HEAD COACH

WON SOUTH FLORIDA AAU TITLE

1932-38

UM DID NOT HAVE A TEAM

1938-39

SEASON RECORD: 4-6

HART MORRIS, HEAD COACH

	Havana	W	38-34
	Havana	W	46-40
	Rollins	W	48-29
	Rollins	L	45-49
	at Rollins	W	52-39
	at Rollins	L	28-42
	at Mercer	L	37-56
	at Georgia	L	19-41
	Jewish Prog., Atlanta	L	24-39
	at Albany Georgia Blues	L	35-53
Season Totals:			372-422

1939-40

SEASON RECORD: 8-12

HART MORRIS, HEAD COACH

	Stetson	L	29-33
	Stetson	L	27-39
	Rollins	L	50-51
	Rollins	L	25-38
	at North Carolina State	L	35-46
2/5	at Wake Forest	L	17-46
	at Elon	L	30-58
2/8	at Florida	L	23-36
2/9	at Florida	L	26-53
	at Tampa	W	39-31
	at Florida Southern	W	43-42
	at Rollins	L	49-56
	at Rollins	W	50-49
	at Stetson	L	43-48
	at Stetson	L	37-46
	at Florida Southern	W	37-30
	Eastern Air Lines	W	30-25
	*Boynton	W	41-29
	*Pi Chi	W	42-29
	*Freshmen	W	43-39
Season Totals:			716-824

* Gold Ball Tournament



1940-41

SEASON RECORD: 10-6

HART MORRIS, HEAD COACH

	Stetson	L	29-46
	Stetson	L	41-51
	YMHA	W	48-39
	Rollins	W	55-29
	Rollins	W	57-41
	at Florida Southern	W	57-43
	at Rollins	W	44-35
	at Stetson	L	40-45
	at Stetson	W	40-35
	Florida Southern	W	41-33
	Florida Southern	L	38-50
2/21	Florida	L	35-48
2/22	Florida	L	50-62
	Pi Chi*	W	45-27
	Shenandoah Presby.*	W	50-36
	Freshmen*	W	37-34
Season Totals:			707-654

* Gold Ball Tournament

1941-42

SEASON RECORD: 9-7

HART MORRIS, HEAD COACH

	Marshall	L	33-37
	Jacksonville Navy	W	44-18
	Florida Southern	W	41-21
	Florida Southern	W	41-25
	Alumni	W	52-32
2/5	at Florida	L	31-47
2/6	at Florida	L	34-37
	at Florida Southern	W	41-34
	at Stetson	L	42-47
	at Stetson	L	34-42
	Tampa	W	38-34
	Tampa	W	52-38
	at Jacksonville Navy	L	25-46
	at Jacksonville Navy	L	37-44
	Stetson	L	37-44
	Stetson	W	46-36
Season Totals:			628-570

1942-45

RESULTS NOT AVAILABLE

1945-46

SEASON RECORD: 8-5

W.H. STEERS, HEAD COACH

1/11	Coast Guard	W	46-45
1/16	Navy Rec. Barracks	L	43-46
1/17	7th Navy District	L	19-53
1/25	Boca Raton AAF	L	40-55
1/26	Coast Guard	W	54-45
2/4	Ft. Lauderdale NAS	L	31-32
2/5	Boca Raton AAF	L	41-48
2/9	Caribbean A.S.	W	46-41
2/11	Florida Southern	W	45-40
2/12	Florida Southern	W	53-47
2/18	at Tampa	W	44-23
2/19	at McDill Field	W	54-50
2/20	at Florida Southern	W	46-43
Season Totals:			560-568

1946-47
SEASON RECORD: 20-7
HART MORRIS, HEAD COACH

12/13	Florida Southern	W	38-25
12/14	Florida Southern	L	25-41
12/20	Florida	W	36-33
12/21	Florida	W	39-35
1/3	at Florida	L	28-42
1/4	at Florida	L	28-61
1/10	Tampa	W	53-27
1/11	Tampa	W	52-34
1/17	at Miami (Ohio)	L	44-60
1/18	at Morehead State	W	61-56
1/22	Tulane	L	39-60
1/24	Stetson	L	46-53
1/25	Stetson	W	74-50
1/29	at Boca Raton AAF	W	61-43
1/31	at Tampa	W	53-25
2/1	at Tampa	W	82-36
2/6	Cincinnati	W	57-54
2/7	at Florida Southern	W	55-43
2/8	at Florida Southern	W	61-43
2/14	Pensacola NAS	W	69-50
2/15	Pensacola NAS	W	64-36
2/21	at Stetson	W	54-41
2/22	at Stetson	W	44-38
2/28	Banana River AF	W	68-48
3/6	City Coll. Charleston	W	56-52
3/7	Tennessee Tech	W	55-51
3/8	Western Kentucky	L	46-55
Season Totals:			1400-1192

1947-48
SEASON RECORD
HART MORRIS, HEAD COACH

12/12	Tampa	L	35-47
12/13	Tampa	W	58-46
12/19	Florida	W	67-50
12/20	Florida	L	55-58
12/26	Pittsburgh	W	43-40
1/2	Pennsylvania	L	46-53
1/16	at Stetson	L	46-49
1/17	at Stetson	W	59-39
1/31	at McDill Field	W	67-38
2/3	at Tampa	W	60-5
2/4	at Tampa	W	86-67
2/6	at Florida Southern	L	50-59
2/7	at Florida Southern	W	52-43
2/14	Stetson	L	36-41
2/20	at Florida	L	50-72
2/21	at Florida	W	52-49
2/27	Florida Southern	W	76-44
2/28	Florida Southern	W	59-42
Season Totals:			997-902



1948-49
SEASON RECORD: 19-8
HART MORRIS, HEAD COACH

1948	Checker Cab	W	73-33
12/14	Muffets	W	69-51
12/15	YMHA	W	61-46
12/17	South Carolina	W	59-40
12/18	South Carolina	W	65-64
12/21	Pittsburgh	W	58-52
12/22	Pittsburgh	L	48-80
12/28	Princeton	W	37-35
12/29	Princeton	L2OT	55-62
1/7	Havana	W	73-57
1/8	Havana	W	66-53
1/14	Florida	W	75-65
1/15	Florida	W	44-42
1/21	Western Kentucky	L	45-78
1/22	Western Kentucky	L	47-63
1/28	Maryland	L	42-43
1/29	Maryland	W	58-48
2/5	Stetson	W	53-42
2/8	at Florida Southern	W	68-47
2/9	at Florida Southern	W	68-57
2/11	at Stetson	W	81-46
2/12	at Stetson	W	70-58
2/19	Tampa	W	74-57
2/22	at Florida	L	56-90
2/23	at Florida	W	60-50
2/25	at Tampa	L	58-81
3/7	vs. Eastern Illinois*	L	73-89
Season Totals:			1633-1515

* NAIB Tournament (Kansas City, Mo.)

1949-50
SEASON RECORD: 14-9
HART MORRIS, HEAD COACH

12/7	Muffets	W	78-37
12/10	Florida	L	53-60
12/14	South Carolina	W	64-54
12/15	South Carolina	W	57-56
12/21	Mississippi	W	82-67
12/22	Mississippi	W	55-43
12/29	Pennsylvania	W	64-62
12/30	Pennsylvania	W	53-51
1/6	Tampa	W	76-61
1/7	Stetson	W	65-58
1/13	North Carolina	L	53-55
1/14	North Carolina	L	51-66
1/20	Florida Southern	W	69-59
1/21	Florida Southern	W	59-49
1/27	Western Kentucky	L	61-65
1/28	Western Kentucky	L	61-78
2/6	at Tampa	L	55-67
2/8	at Stetson	W	88-61
2/9	at Stetson	W	82-63
2/11	Rollins	W	70-54
2/15	at Western Kentucky	L	57-79
2/16	at Western Kentucky	L	47-83
2/18	at Florida	L	46-66
Season Totals:			1446-1393

1950-51
SEASON RECORD: 10-12
HART MORRIS, HEAD COACH

12/7	at Rollins	L	58-59
12/9	at Florida Southern	W	64-61
12/11	Louisiana State	W	68-62
12/15	Teachers Coll. of CN	W	60-48
12/19	Florida State	W	80-61
12/27	Dartmouth	W	61-52
12/29	Yale University	L	78-62
1/5	Louisville	L	73-60
1/10	Rollins	W	79-54
1/12	Tampa	LOT	75-77
1/16	at Western Kentucky	L	47-89
1/18	at Pittsburgh	L	56-81
1/20	at St. Joseph's (Pa.)	L	47-58
1/24	Stetson	W	82-55
1/26	Western Kentucky	L	64-68
2/2	Florida	L	71-78
2/5	La Salle	L	84-95
2/6	La Salle	WOT	77-75
2/9	Florida Southern	W	79-65
2/13	at Florida	L	61-71
2/14	at Stetson	W	78-66
2/24	at Tampa	L	74-94
Season Totals:			1487-1520

1951-52
SEASON RECORD: 14-8
HART MORRIS, HEAD COACH

	Boca Chica	W	90-53
	Key West Navy	W	85-55
12/12	Culver-Stockton	W	68-54
12/15	at Rollins	L	63-78
12/17	at Florida	L	65-69
11/30	Nebraska	W	70-60
12/27	Yale	L	68-70
12/29	Pennsylvania	L	64-89
1/4	Furman	L	53-55
1/9	Florida Southern	W	106-43
1/11	Florida State	W	93-56
1/14	Stetson	W	88-57
1/18	Tampa	W	87-61
1/25	Western Kentucky	L	74-102
2/1	Bowling Green	L	67-78
2/7	at Florida Southern	W	58-41
2/9	at Stetson	[illegible]	[illegible]
2/11	at Florida State	[illegible]	[illegible]
2/15	Rollins	[illegible]	[illegible]
2/18	Florida	[illegible]	[illegible]
2/23	at Tampa	[illegible]	[illegible]
2/28	vs. Florida State*	[illegible]	[illegible]
Season Totals:			[illegible]

* NAIB District Tournament (DeLand, Fla.)

1952-53
SEASON RECORD: 8-12
DAVE WIKE, HEAD COACH

12/1	Florida Southern	W	[illegible]
12/10	at Loyola (N.O.)	L	[illegible]
12/11	at Louisiana State	L	[illegible]
12/16	Florida	W	[illegible]
12/18	Columbia	L	[illegible]
12/22	Texas Tech	W	[illegible]
12/29	Louisville	L	[illegible]
1/3	Georgia Tech	W	[illegible]
1/9	Florida State	W	[illegible]
1/12	Stetson	W	[illegible]
1/16	Tampa	L	[illegible]
1/22	Western Kentucky	L	[illegible]
1/30	Murray State	L	[illegible]
2/2	at Florida	L	66-78
2/4	at Stetson	L	77-80
2/5	at Rollins	W	68-60
2/12	Rollins	W	95-89
2/21	at Tampa	L	84-86
2/23	at Florida State	L	75-81
2/24	at Eglin Field	L	64-66
Season Totals:			[illegible]

1953-54
SEASON RECORD: 5-10
DAVE WIKE, HEAD COACH

12/12	Florida	W	85-75
12/19	Rio Grande	L	68-98
12/21	Ohio State	L	61-106
12/28	Pennsylvania	L	54-67
1/4	Brandeis	L	48-68
1/9	Florida State	W	78-61
1/15	at Florida	L	62-75
1/18	Stetson	L	63-85
2/1	Maryland	L	67-83
2/4	at Rollins	L	71-85
2/5	at Florida State	W	[illegible]
2/11	at Stetson	L	56-108
2/12	at Tampa	W	69-65
2/13	at Florida Southern	W2OT	77-70
2/22	Tampa	W	67-59
Season Totals:			1015-1181

1954-55
SEASON RECORD: 10-11
BRUCE HALE, HEAD COACH

12/13	Florida Southern	W	58-44
12/16	Florida	L	61-70
12/17	vs. Tennessee*	L	80-89
12/18	vs. Washington & Lee*	W	80-75
12/20	at Florida State	L	66-71
12/29	New York University	L	67-74
1/3	Furman	L	74-91
1/8	Rollins	W	93-76
[illegible]	[illegible] (Ohio)	L	73-75
[illegible]	at Florida	L	68-80
[illegible]	Tampa	W	103-76
[illegible]	Georgetown	W	84-81
[illegible]	South Carolina	W	77-83
[illegible]	Pittsburgh	L	72-78
[illegible]	at Rollins	W	77-69
[illegible]	at Stetson	L	85-89
[illegible]	at Florida Southern	W	73-71
[illegible]	at Tampa	W	105-89
[illegible]	at Key West Navy	W	87-75
[illegible]	Stetson	W	79-77
[illegible]	Florida State	L	80-86
Season Totals:			1642-1619

* [illegible] Gray Tournament (Montgomery, Ala.)

1955-56
SEASON RECORD: 14-12
BRUCE HALE, HEAD COACH

[illegible]	Florida Southern	W	92-80
[illegible]	Tampa	W	96-59
[illegible]	at Mississippi Southern	L	61-63
[illegible]	at Loyola (N.O.)	W	83-82
[illegible]	at Spring Hill College	L	71-79
[illegible]	Florida	L	69-74
[illegible]	Bradley	W	80-73
[illegible]	Yale	W	92-90
[illegible]	vs. Tulane*	W	86-75
[illegible]	vs. West Virginia*	L	78-83
[illegible]	vs. Memphis State^	L	71-79
[illegible]	vs. Clemson^	L	96-98
[illegible]	at Florida State	L	76-78
[illegible]	Mississippi College	W	89-84
[illegible]	at Florida	L	85-87
[illegible]	Stetson	W	85-79
[illegible]	Rollins	W	86-72
[illegible]	Houston	L	77-95
[illegible]	Kentucky Wesleyan	L	82-86
[illegible]	Xavier	W	77-75
[illegible]	at Stetson	L	84-91
[illegible]	at Rollins	W	89-82
[illegible]	at Florida Southern	W	91-90
[illegible]	at Tampa	W	94-74
[illegible]	Morehead State	L	89-102
[illegible]	Florida State	W	91-85
Season Totals:			2170-2115

* Orange Bowl Classic (Miami, Fla.)

^ Senior Bowl Classic (Mobile, Ala.)

1956-57
SEASON RECORD: 13-13
BRUCE HALE, HEAD COACH

[illegible]	Florida Southern	W	84-69
[illegible]	Kentucky	L	75-114
[illegible]	at Dayton	L	48-87
[illegible]	at Toledo	W	68-67
[illegible]	at Akron	L	80-106
[illegible]	Tampa	W	97-84
[illegible]	Florida	L	65-89
[illegible]	Texas A&M	W	86-80
[illegible]	Houston	W	67-63
[illegible]	vs. Connecticut*	L	70-74
[illegible]	vs. Valparaiso*	L	76-81
[illegible]	vs. Seton Hall*	L	80-92
[illegible]	Colorado	L	66-73
[illegible]	Stetson	W	89-81
1/10	at Florida	L	63-98
1/12	at Florida State	W	85-77
1/19	Rollins	W	63-51
1/24	Kentucky Wesleyan	W	100-95
1/31	Louisville	L	60-89
2/2	Spring Hill	L	75-84
2/6	at Stetson	L	93-95
2/7	at Rollins	W	93-86
2/8	at Florida Southern	L	85-95
2/9	at Tampa	W	78-77
2/26	Mississippi Southern	W	85-78
2/23	Florida State	W	98-82
Season Totals:			2029-2167

* Orange Bowl Classic

1957-58
SEASON RECORD: 14-8
BRUCE HALE, HEAD COACH

12/2	Jacksonville	W	89-87
12/5	Tampa	W	69-67
12/10	Loyola (N.O.)	L	62-76
12/11	at Louisiana State	W	73-65
12/13	vs. Mississippi State*	L	64-66
12/14	vs. Texas Christian*	L	59-82
12/16	at Kentucky Wesleyan	W	96-78
12/21	Florida	L	64-73
1/8	Stetson	W	103-80
1/13	Rollins	W	90-71
1/16	at Florida	L	70-75
1/17	Jacksonville	L	72-86
1/18	at Florida State	L	70-71
1/25	Loyola (N.O.)	W	89-82
1/30	at Rollins	L	68-72
1/31	at Tampa	W	90-84
2/5	at Florida Southern	W	84-69
2/8	Army	W	92-82
2/10	Oklahoma City	W	83-66
2/15	at Stetson	W	92-85
2/17	Florida Southern	W	76-68
2/22	Florida State	W	86-66
Season Totals:			1741-1652

* Montgomery Classic

1958-59
SEASON RECORD: 18-7
BRUCE HALE, HEAD COACH

12/3	Rollins	W	104-87
12/5	Tampa	W	113-71
12/8	Florida Southern	W	107-80
12/12	vs. Pittsburgh*	L	65-69
12/13	vs. Clemson*	L	61-66
12/17	Florida	W	92-82
12/19	Florida State	W	85-79
12/20	vs. The Citadel^	L	77-93
12/29	vs. Tulane$	W	94-72
12/30	vs. Miami (Ohio)+	LOT	87-89
1/8	Toronto	W	97-55
1/15	at Florida	L	70-85
1/16	at Jacksonville	W	64-62
1/17	at Florida State	L	69-93
1/26	Kentucky Wesleyan	W	69-64
1/31	Western Kentucky	W	109-95
2/2	at Florida Southern	W	79-76
2/3	at Tampa	W	86-84
2/5	at Stetson	L	97-110
2/6	at Rollins	W	84-81
2/14	Jacksonville	W	95-93
2/16	Loyola (N.O.)	W	93-84
2/19	Stetson	W	99-81
2/23	Morehead State	W	102-85
2/28	Florida State	W	92-85
Season Totals:			2190-2029

* Steel Bowl Classic

^ The Citadel Invitational

\+ Hurricane Classic



1959-60
SEASON RECORD: 23-4
NCAA TOURNAMENT
BRUCE HALE, HEAD COACH

12/1	Rollins	W	110-86
12/3	Jacksonville	W	106-98
12/5	Tampa	W	98-65
12/9	at Houston	W	72-63
12/10	at Centenary	L	77-84
12/12	at Loyola (N.O.)	W	86-70
12/14	Murray State	W	92-80
12/19	Florida	W	79-77
12/21	at Miami (Ohio)	W	83-78
12/28	vs. Brigham Young*	W	110-93
12/29	vs. Xavier*	W	87-69
1/2	South Carolina	WOT	107-106
1/7	at Iona	W	69-67
1/13	at Jacksonville	WOT	78-70
1/14	at Florida	W	70-65
1/16	at Florida State	W	93-91
1/23	Houston	L	79-88
1/29	Oklahoma City	W	97-84
2/2	at Rollins	W	90-79
2/3	at Tampa	W	74-73
2/4	at Stetson	W	94-86
2/6	at Florida Southern	W	88-71
2/11	Stetson	L	72-73
2/18	Florida Southern	W	121-85
2/22	Kentucky Wesleyan	W	104-95
2/27	Florida State	W	107-89
3/8	vs. Western Kentucky^	L	84-107
Season Totals:			2427-2192

* Hurricane Classic

^ NCAA Tournament

1960-61
SEASON RECORD: 20-7
NIT
BRUCE HALE, HEAD COACH

12/1	at Rollins	W	80-62
12/3	Tampa	W	93-64
12/6	at Santa Clara	L	65-66
12/8	at San Francisco	W	68-56
12/10	at Brigham Young	L	80-112
12/15	Florida Southern	W	87-54
12/17	Florida	W	93-74
12/28	vs. Army*	W	82-75
12/29	vs. Holy Cross*	W	77-71
1/4	Miami (Ohio)	W2OT	102-100
1/7	at La Salle	L	74-88
1/11	at Florida	L	73-81
1/13	at Jacksonville	WOT	93-84
1/14	at Florida State	L	78-89
1/21	Houston	W	89-78
1/26	Centenary	W	86-74
1/30	Louisville	W	71-69
2/1	Rollins	W	103-75
2/3	at Stetson	W	91-84
2/4	at Florida Southern	W	92-80
2/11	Loyola (N.O.)	W	65-61
2/15	Stetson	W	91-84
2/18	at Tampa	W	108-99
2/20	Jacksonville	W	96-80
2/23	Morehead State	W	85-70
2/25	Florida State	W	75-73
3/16	vs. St. Louis^	L	56-58
Season Totals:			2230-2036

* Hurricane Classic

^ National Invitational Tournament

1961-62
SEASON RECORD: 14-12
BRUCE HALE, HEAD COACH

12/2	Jacksonville	W	93-80
12/4	at Morehead State	L	81-107
12/6	at Louisville	L	59-77
12/8	at Murray State	W	69-67
12/14	Florida Southern	W	96-67
12/16	Florida	W	66-61
12/28	vs. Miami (Ohio)*	W	83-73
12/29	vs. Temple*	L	67-85

1/3	Rhode Island	W	80-70
1/6	Oklahoma City	LOT	113-118
1/10	at Jacksonville	W	90-89
1/11	at Florida	L	62-74
1/13	at Florida State	L	60-65
1/22	Maryland	L	68-71
1/25	La Salle	L	61-73
1/30	at Tampa	L	95-113
1/31	at Rollins	W	89-67
2/2	at Stetson	W	79-70
2/3	at Florida Southern	W	82-73
2/8	Houston	L	69-80
2/10	Loyola (N.O.)	L	70-113
2/13	Stetson	W	86-78
2/17	Tampa	W	96-81
2/19	Rollins	W	92-54
2/22	Tulsa	W	83-66
2/24	Florida State	L	80-83

Season Totals: 2069-2045

* Hurricane Classic

1962-63

SEASON RECORD: 23-5
NIT
BRUCE HALE, HEAD COACH

11/30	Florida	WOT	91-87
12/4	at Boston College	W	72-69
12/6	at Rhode Island	W	88-80
12/8	at Providence	W	82-75
12/13	Florida Southern	W	116-93
12/21	Duke	W	71-69
12/27	vs. Cornell*	W	94-85
12/28	vs. Pittsburgh*	W	86-85
1/3	at St. John's	W	67-59
1/4	at La Salle	L	76-78
1/9	at Jacksonville	W	103-91
1/10	at Florida	W	86-77
1/12	at Florida State	LOT	74-77
1/19	St. Peter's	W	99-75
1/24	Houston	W	71-70
1/29	at Tampa	W	78-76
1/30	at Rollins	W	120-72
2/1	at Stetson	L	64-66
2/2	at Florida Southern	W	99-83
2/5	Jacksonville	W	112-105
2/9	Louisville	W	112-84
2/12	Rollins	W	114-75
2/16	Loyola (N.O.)	L	77-84
2/18	Tampa	W	112-81
2/23	Florida State	W	99-70
2/26	Stetson	W	75-60
3/16	vs. St. Francis (N.Y.)^	W	71-70
3/19	vs. Providence^	L	96-106

Season Totals: 2505-2212

* Hurricane Classic
^ National Invitational Tournament

1963-64

SEASON RECORD: 20-7
NIT
BRUCE HALE, HEAD COACH

12/3	Tampa	W	101-95
12/7	Florida	W	95-79
12/10	at Santa Clara	L	77-86
12/12	at St. Mary's (CA)	L	101-86



BILL FOSTER SERVED AS HEAD HURRICANES COACH FROM 1985-90.

12/14	at Nevada	WOT	81-78
12/17	San Francisco	W	95-83
12/19	Rollins	W	108-90
12/27	vs. Army*	W	79-71
12/28	vs. Syracuse*	LOT	85-86
1/4	Rhode Island	W	105-88
1/8	Jacksonville	W	97-92
1/9	at Florida	L	91-114
1/11	at Florida State	L	78-80
1/18	Memphis State	W	78-69
1/23	La Salle	W	121-99
1/28	at Rollins	W	127-85
1/29	at Tampa	W	134-104
1/31	at Stetson	W	81-75
2/1	at Florida Southern	W	85-78
2/4	Jacksonville	W	117-92
2/10	Creighton	L	94-124
2/13	at Houston	L	83-93
2/15	at Loyola (N.O.)	WOT	97-90
2/18	Florida Southern	W	120-79
2/22	Stetson	W	87-70
2/29	Florida State	W	82-80
3/12	vs. St. Joseph's (Pa.)^	L	76-86

Season Totals: 2575-2352

* Hurricane Classic
^ National Invitational Tournament

1964-65

SEASON RECORD: 22-4
BRUCE HALE, HEAD COACH

12/1	at Tampa	W	136-119
12/4	vs. Duquesne*	W	99-95
12/5	vs. Pittsburgh*	W	85-71
12/8	at La Salle	L	86-90
12/10	at Niagra	W	74-67
12/12	St. John's	L	77-79
12/15	St. Mary's (CA)	W	89-77
12/19	Florida	W	67-58
12/28	vs. Yale^	W	86-71
12/29	vs. Maryland^	W	80-73
1/7	at Jacksonville	W	86-82
1/9	at Florida State	L	66-67
1/13	Florida Southern	W	124-93
1/16	Jacksonville	W	127-99
1/21	at Florida	L	69-86
1/23	at Rollins	W	128-92
1/30	Oklahoma City	W	115-92
2/2	Miami (Ohio)	W	100-85
2/4	at Stetson	W	86-84
2/5	at Florida Southern	W	94-82
2/9	Tampa	W	141-110
2/13	Loyola (N.O.)	W	115-86
2/16	Stetson	W	95-84
2/20	Houston	W	103-91
2/23	Rollins	W	148-79
3/1	Florida State	W	82-75

Season Totals: 2558-2190

* Steel Bowl
^ Hurricane Classic

1965-66

SEASON RECORD: 15-11
BRUCE HALE, HEAD COACH

12/1	Tampa	W	120-91
12/4	Florida	L	66-77
12/7	at Santa Clara	L	74-78
12/9	at San Francisco	L	89-105
12/11	at Nevada	L	79-89
12/18	Ohio University	W	105-100
12/27	vs. Boston*	W	81-60
12/28	vs. Louisville*	LOT	84-85
1/3	Utah University	W	88-87
1/7	at Florida State	L	62-78
1/8	at Jacksonville	L	69-71
1/12	at Florida	L	66-111
1/15	Florida Southern	W	89-66
1/27	at Stetson	W	89-78
1/28	at Florida Southern	W	101-90
1/29	at Tampa	W	83-71
2/2	William and Mary	W	88-66
2/5	Creighton	W	91-81
2/10	Virginia	W	80-75
2/12	Jacksonville	W	117-104
2/15	at Memphis State	L	72-86
2/17	at Houston	L	96-111
2/19	at Loyola (N.O.)	L	76-89
2/24	Stetson	W	86-77
2/28	Florida State	W	112-90
3/5	La Salle	W	108-102

Season Totals: 2271-2206

* Hurricane Classic

1966-67

SEASON RECORD: 15-11
BRUCE HALE, HEAD COACH

12/1	at Tampa	W	72-63
12/3	Florida	L	88-113
12/7	at La Salle	L	82-99
12/8	at Mount St. Mary's	W	86-83
12/10	at Virginia	W	80-78
12/16	vs. Clemson*	L	64-73
12/17	vs. Auburn*	W	87-73
12/27	vs. Pennsylvania^	W	82-78
12/28	vs. Western Kentucky^	L	89-94
1/6	at Jacksonville	W	75-70
1/7	at Florida State	L	80-91
1/10	Oklahoma City	W	111-109
1/14	Jacksonville	W	106-86
1/16	Tampa	W	97-88
1/19	Florida Southern	W	102-73
1/26	at Stetson	L	63-66
1/27	at Florida Southern	W	55-49
2/2	Memphis State	W	88-83
2/8	at Florida	L	57-73
2/11	Loyola (N.O.)	W	89-66
2/14	Stetson	W	95-84
2/18	Houston	L	86-105
2/21	Dayton	L	79-80
2/25	at St. John's	L	70-97
2/27	at Georgia Tech	L	84-90
3/1	Florida State	W	110-90

Season Totals: 2126-2091

* Volunteer Classic
^ Hurricane Classic

…4
…RECORD: 17-11
…DFREY, HEAD COACH

…t Washington	L	54-96
…t Washington	L	80-81
…St. Mary's (CA)	W	77-70
…at Hawaii	W	102-83
…at Hawaii	L	76-110
…Tampa	W	104-103
…Eastern Kentucky	W	93-87
…Butler	W	72-71
…vs. Dartmouth*	W	100-81
…vs. New York Univ.*	W	102-91
…La Salle	L	84-92
…Pittsburgh	W	100-84
…at Tampa	L	76-78
…at Florida State	L	93-122
…at Jacksonville	W	72-67
…Jacksonville	W	76-75
…at Stetson	W	72-67
…at Florida Southern	W	94-76
…Maryland	W	93-73
…at Dayton	L	60-98
…at Tulane	L	88-99
…Florida A&M	W	108-98
…at Memphis State	L	44-67
…at Houston	L	64-106
…at Loyola (N.O.)	L	84-86
…Stetson	W	88-71
…Creighton	W	106-93
…Florida State	W	96-84

…ason totals: 2388-2419
…Hurricane Classic

1968-69

SEASON RECORD: 14-10
RON GODFREY, HEAD COACH

…/5	vs. Florida State*	L	84-111
…/7	vs. Florida*	L	62-111
…/13	at La Salle	W	71-96
…/19	at Alabama	L	72-85
…/20	vs. Yale*	W	77-71
…/21	vs. Maryland^	W	92-85
…/27	vs. Pittsburgh+	W	72-70
…/28	vs. Illinois+	L	76-86
…/1	Bucknell	W	89-84
…/4	at Tampa	L	61-62
…/10	at Florida State	L	81-86
…/11	at Jacksonville	W	94-87
…/18	Tulane	L	79-90
…/28	at Florida Southern	W	87-83
…/29	at Stetson	W	98-90
…/31	Hawaii	W	84-82
…/1	Morehead State	WOT	92-91
…/4	Stetson	L	83-87
…/8	Florida A&M	W	94-91
…/15	Loyola (N.O.)	W	89-80
…/18	Tampa	W	95-79
…/22	Miami (Ohio)	W	74-68
…/25	Jacksonville	W	95-86
…/1	Florida State	LOT	86-89

…ason totals: 1985-2048
…Sunshine State Classic
…Marshall Tournament
…Hurricane Classic

1969-70

SEASON RECORD: 9-17
RON GODFREY, HEAD COACH

12/1	Oregon State	L	81-86
12/3	Biscayne	W	62-60
12/5	vs. Pittsburgh*	W	85-67
12/6	vs. Duquesne*	L	88-94
12/12	at UCLA	L	69-127
12/13	at Pepperdine	LOT	90-93
12/19	at St. Mary's (CA)	W	91-84
12/29	vs. Seton Hall^	L	69-76
12/30	vs. Ohio University^	L	74-99
1/3	Bucknell	W	93-88
1/5	Rhode Island	W	105-95
1/9	at Florida State	L	63-114
1/10	at Jacksonville	L	87-121
1/15	Centenary	W	94-78
1/23	at Florida Southern	W	103-92
1/24	at Stetson	L	88-116
1/29	at Tulane	L	90-105
1/31	at Loyola (N.O.)	L	84-98
2/7	Florida A&M	W	118-111
2/12	at Centenary	L	86-107
2/14	at Houston	L	98-118
2/17	La Salle	W	103-96
2/21	Stetson	L	86-95
2/26	Oklahoma City	L	90-91
2/28	Florida State	L	96-112
3/4	Jacksonville	L	97-108

Season Totals: 2290-2521

* Steel Bowl
^ Hurricane Classic

1970-71

SEASON RECORD: 7-19
RON GODFREY, HEAD COACH

12/4	Lehigh	W	74-67
12/9	at La Salle	L	77-97
12/11	at Dayton	L	77-91
12/18	vs. Nebraska*	L	58-85
12/19	vs. Oklahoma City*	LOT	91-94
12/22	Fordham	L	83-85
12/29	at Maryland	L	77-111
1/2	Oklahoma City	W	90-87
1/4	Seton Hall	W	89-81
1/8	at Florida State	L	108-114
1/9	at Jacksonville	L	82-124
1/11	Lafayette	W	78-75
1/16	Tulane	W	74-71
1/22	at Oklahoma City	L	75-88
1/23	at Creighton	L	84-104
1/29	at Florida Southern	LOT	95-96
1/30	at Stetson	L	74-90
2/1	Morehead State	L	75-76
2/6	Loyola (N.O.)	L	88-107
2/8	Stetson	L	76-91
2/11	at George Washington	L	81-93
2/13	at American	L	82-93
2/20	Houston	L	93-99
2/23	Marshall	W	89-88
2/27	Florida State	W	100-94
3/2	Jacksonville	L	75-94

Season Totals: 2143-2373

* Husker Classic



TITO HORFORD

1971-85

UM DID NOT HAVE A TEAM

1985-86

SEASON RECORD: 14-14
BILL FOSTER, HEAD COACH

11/22	The Citadel	W	85-77
11/29	Georgia State*	W	82-77
11/30	Georgia*	W	81-78
12/7	at Wisconsin	L	66-88
12/9	at Wis.-Green Bay	W	67-63
12/17	Florida	L	64-81
12/18	Rider	W	81-58
12/21	at UCLA	L	64-109
12/27	Brown^	L	61-62
12/28	Manhattan^	W	79-61
1/2	Fairfield	L	47-66
1/4	Hofstra	W	70-63
1/11	Towson State	W	71-66
1/18	Arizona	LOT	74-81
1/20	Florida State	W	83-75
1/23	Baptist	W	71-60
1/27	at Florida	L	53-75
1/31	at Brooklyn College+	W	102-93
2/3	at Florida State	L	72-90
2/8	at Dayton	L	68-79
2/12	MD-Eastern Shore	W	77-55
2/15	New Orleans	L	75-85
2/19	at Duke	L	82-102
2/22	Notre Dame	L	73-126
2/26	American	W	73-64
3/3	Hartford	W	66-62
3/5	at Marquette	L	62-84

Season Totals: 2006-2131

* AMI Classic
^ Orange Bowl Tournament
+ West Palm Beach Auditorium

1986-87
SEASON RECORD: 15-16
BILL FOSTER, HEAD COACH

11/28	vs. Central Florida*	W	64-54
11/29	vs. Penn State*	L	61-74
12/6	at North Carolina	L	77-122
12/8	Wisconsin	L	54-65
12/14	Winthrop	L	55-63
12/20	Dartmouth	L	86-88
12/22	Duke	L	67-74
12/29	vs. Yale#	WOT	78-75
12/30	vs. Stanford#	W	71-58
1/3	Wisconsin-Green Bay	L	45-62
1/5	St. Francis (Pa.)	L	85-82
1/8	vs. PR-Bayamon+	W	74-54
1/9	vs. PR-Rio Piedras+	W	111-64
1/10	vs. Radford+	W	66-62
1/14	MD-Eastern Shore	W	88-66
1/17	at Kansas	L	47-82
1/20	Providence	L	88-92
1/24	Marquette	WOT	91-89
1/29	at New Mexico	L	78-87
1/31	at San Diego State	WOT	83-82
2/4	Florida State	W	63-57
2/7	Navy	W	62-78
2/10	at Farleigh Dickinson^	L	70-73
2/14	Dayton	L	78-92
2/16	Armstrong State	W	97-47
2/18	Florida International	W	102-81
2/21	at Florida	L	60-99
2/26	at Florida State	L	84-108
2/28	Coppin State	W	115-76
3/5	Notre Dame	L	49-65
3/7	Brooklyn College	W	83-64

Season Totals: 2332-2335

* AMI Classic
\# Palm Beach Hurricane Classic
\+ Puerto Rico Tournament
^ at Meadowlands

1987-88
SEASON RECORD: 17-14
BILL FOSTER, HEAD COACH

11/27	vs. Michigan*	L	76-109
11/28	vs. Duquesne*	W	84-73
11/29	vs. Alaska-Anchorage*	L	77-78
12/4	vs. Colgate^	W	96-68
12/5	vs. South Carolina^	L	63-76
12/17	St. Thomas	W	71-47
12/19	Texas	L	85-86
12/21	Alabama State	W	110-107
12/29	vs. American+	W	104-70
12/30	vs. Purdue+	L	82-110
1/2	Georgetown	L	78-82
1/4	Farleigh Dickinson	W	81-68
1/6	at Duke	L	69-107
1/9	Winthrop	W	62-60
1/11	Md. Baltimore Co.	W	75-56
1/16	at Marquette	L	51-65
1/20	Coppin State	W	64-54
1/23	South Florida	W	80-75
1/27	at Providence	W	83-77
2/1	Marist$	WOT	79-76
2/4	Monmouth	LOT	62-64
2/6	San Diego State	L	49-56
2/9	at Brigham Young	L	86-99
2/15	Florida	L	73-83
2/18	Marist	L	62-72
2/22	at Va. Commenwealth	W	96-93
2/27	DePaul	L	82-101
3/1	at South Florida	W	92-71
3/5	Central Florida	W	100-80
3/8	at Dayton	L	89-90
3/12	Florida International	W	92-76

Season Totals: 2006-2131

* Great Alaska Shootout
^ City of Miami Classic
\+ Eastern Airlines Palm Beach Classic
$ at Madison Square Garden

1988-89
SEASON RECORD: 19-12
BILL FOSTER, HEAD COACH

11/25	Md. Eastern Shore	W	108-80
11/28	Oral Roberts	W	108-103
12/1	UCLA	L	66-91
12/5	Bethune-Cookman	W	88-72
12/10	Duke	L	102-117
12/16	Long Island	W	102-66
12/19	at Florida	L	81-101
12/23	St. Louis*	L	71-86
12/24	Eastern Illinois*	W	83-68
12/25	Old Dominion*	W	77-76
12/28	Pennsylvania+	W	102-69
12/30	Wichita State+	W	81-59
1/3	at Rutgers (OT)	W	99-94
1/7	at Georgetown	L	79-112
1/9	Va. Commonwealth	L	77-87
1/12	Kansas	W	87-86
1/16	at Stanford	L	59-93
1/24	Providence	L	91-106





1/28	Marquette	W	106-90
2/1	New Mexico	L	93-110
2/4	Brigham Young	W	107-86
2/6	South Florida (2OT)	W	106-104
2/8	Tennessee Tech	W	111-101
2/11	at DePaul	L	79-87
2/14	Florida Atlantic^	W	79-74
2/18	at South Florida	W	85-78
2/22	at Texas	L	104-123
2/25	at Oral Roberts	L	92-99
2/27	Davidson	W	90-78
3/2	Savannah State	W	107-98
3/6	Florida International	W	89-82

Season Totals: 2809-2778

* Chaminade Classic
\+ Eastern Airlines Palm Beach Classic
^ at West Palm Beach Auditorium

1989-90
SEASON RECORD: 13-15
BILL FOSTER, HEAD COACH

11/27	Md. Baltimore Co.	W	91-74
12/1	Baptist	W	77-67
12/6	Dayton	W	87-82
12/16	Alabama State	L	81-98
12/19	at Arizona	L	53-83
12/27	Lehigh*	L	59-83
12/29	Boston College*	L	60-69
1/1	at George Mason	WOT	101-91
1/6	at South Florida	L	77-93
1/10	Kansas	L	73-100
1/12	Brooklyn College	W	94-61
1/15	at Washington	L	67-83
1/18	Florida State	W2OT	101-97
1/20	Arizona State	L	58-62

	Notre Dame	L	60-107
	DePaul	L	48-76
	Mercer	W	53-47
	at North Carolina	L	74-87
	at Providence	W	72-64
	Davidson	L	49-66
	DePaul	W	62-40
	Conn. Connecticut St.	L	73-92
	at Florida St.	W	62-59
	Florida	L	67-101
	at Providence	W	81-73
	South Florida	L	58-62
	Hartford	W	93-60
	Tulane	W	83-55
	Florida International		2014-2132

Eastern Airlines Palm Beach Classic

1990-91
SEASON RECORD: 9-19
LEONARD HAMILTON, HEAD COACH

11/23	George Mason	L	91-97
11/27	at Penn State	L	67-93
11/30	at Southern Cal	L	71-92
12/3	at South Florida	L	71-79
12/8	Georgia	L	60-78
12/13	Dartmouth	W	72-60
12/23	at SMU	L2OT	88-93
12/27	Miami (Ohio)*	L2OT	99-101
12/28	Mississippi State*	W	74-67
12/30	at Florida	L	60-62
1/3	at St. Joseph's (Pa.)	L	79-92
1/5	at West Virginia	L	67-71
1/9	Lehigh	W	99-67
1/12	Notre Dame	L	52-60
1/14	Lafayette	L	57-73
1/19	at Kansas	L	60-73
1/21	at Memphis State	L	72-80
1/25	Penn State	L	57-69
1/28	at Wake Forest	L	66-72
1/31	Northeastern	W	79-63
2/2	Davidson	W	79-67
2/5	St. Joseph's (Pa.)	W	87-64
2/9	Va. Commonwealth	W	73-58
2/11	Memphis State	LOT	82-83
2/23	DePaul	L	53-66
2/25	South Florida	W	67-58
3/1	Florida International	W	87-65
3/5	at DePaul	L	58-75

Season Totals: 2027-2078

* Eastern Airlines Palm Beach Classic

1991-92
SEASON RECORD: 8-24
(4-17 BIG EAST)
INAUGURAL BIG EAST SEASON
LEONARD HAMILTON, HEAD COACH

11/23	Barry	L	91-97
11/26	Florida Atlantic	W	83-53
11/29	Maine#	W	62-57
12/20	Eastern Kentucky#	L	61-66
12/21	Tennessee#	W	72-60
12/6	Howard	L	55-64
12/30	Southern Methodist	L	60-69
1/23	at Arizona State	L	57-62
1/27	Marshall+	W	70-55
1/29	George Washington+	L	64-78
2/2	at Connecticut	L	62-85
2/4	at St. John's*	L	69-83



THE HURRICANES CELEBRATE A 75-71 WIN OVER BOSTON COLLEGE ON FEB. 10, 1993.

1/7	at Seton Hall*	L	52-64
1/11	at Syracuse*	L	57-73
1/14	St. John's*	W	45-42
1/18	Connecticut*	L	58-77
1/21	Boston College*	L	60-51
1/25	at Georgetown*	L	40-60
1/29	at Pittsburgh*	L	52-82
2/1	at Davidson	L	62-66
2/4	Pittsburgh*	L	55-77
2/12	Providence*	L	51-73
2/15	Georgetown*	L	58-75
2/18	at Villanova*	L	50-74
2/22	at Boston College*	L	49-55
2/25	Villanova*	L	50-61
2/29	Syracuse*	L	63-68
3/2	Florida International	W	68-63
3/4	Seton Hall*	LOT	82-90
3/7	at Providence*	L	57-62
3/12	Pittsburgh^	W	83-71
3/13	Georgetown^	L	64-77

Season Totals: 1941-2160

* Big East Game
\# San Juan Shootout
\+ Palm Beach Classic
^ Big East Tournament

1992-93
SEASON RECORD: 10-17
(7-11 BIG EAST)
LEORNARD HAMILTON, HEAD COACH

12/1	Florida International	L	64-72
12/4	Southwest Texas St.	L	57-60
12/7	at Seton Hall*	L	56-65
12/11	Barry	L	81-64
12/19	Florida Atlantic	W	84-61
12/22	at Georgia	L	67-69
12/27	Southern California	L	66-86
12/29	UNC Wilmington	L	73-88
1/2	Georgetown*	W	80-69
1/6	at Pittsburgh*	L	78-85
1/9	at Syracuse*	L	81-89
1/16	at St. John's*	L	74-78
1/19	Providence*	L	75-66
1/23	Pittsburgh*	L	84-86
1/26	Connecticut*	W	80-65
1/30	at Villanova*	L	69-82
2/4	Bethune-Cookman	W	78-54
2/6	Syracuse*	W	81-74
2/10	Boston College*	W	75-71
2/13	at Connecticut*	L	72/88
2/16	at Providence*	L	60-75
2/20	St. John's*	W	82-77
2/23	Seton Hall*	L	73-85
2/27	at Boston College*	L	58-70
3/3	at Georgetown*	L	64-82
3/6	Villanova*	W	77-76
3/11	Georgetown^	L	40-67

Season Totals: 1929-2004

* Big East Game
^ Big East Tournament (New York, N.Y.)

1993-94
SEASON RECORD: 7-20
(0-18 BIG EAST)
LEONARD HAMILTON, HEAD COACH

11/26	Florida Atlantic	W	85-53
12/1	UNC Asheville	W	82-60
12/4	Florida A&M	W	91-47
12/7	Georgetown*	L	47-61
12/10	Bethune-Cookman	W	82-54
12/17	Sam Houston State	W	73-58
12/19	at Buffalo	W	63-57
12/22	at Syracuse*	L	52-81
12/29	Wagner	L	55-57
1/4	at Florida Atlantic	W	79-62
1/8	at Providence*	L	59-81
1/12	at Pittsburgh*	L	55-83
1/15	at Boston College*	L	49-69
1/22	St. John's*	L	63-75
1/26	Seton Hall*	L	48-77
1/29	at Georgetown*	L	40-77
2/1	Pittsburgh*	L	71-80
2/5	at Connecticut*	L	57-73
2/8	at St. John's*	L	63-78
2/12	Villanova*	L	58-77
2/16	Boston College*	L	63-79
2/19	at Seton Hall*	L	63-85
2/22	Connecticut*	L	49-74
2/26	Providence*	L	60-88
3/1	Syracuse*	L	69-71
3/5	at Villanova*	L	63-83
3/10	Seton Hall^	L	51-69

Season Totals: 1690-1909

* Big East Game
^ Big East Tournament (New York, N.Y.)

1994-95
SEASON RECORD: 15-13
(9-9 BIG EAST)
NIT
LEONARD HAMILTON, HEAD COACH

11/25	Northeastern Illinois	W	66-48
11/28	Florida Atlantic	W	76-59
11/30	Robert Morris	W	66-51
12/6	Syracuse*	L	65-83
12/10	Florida A&M	W	67-53
12/20	at Clemson	L	55-75
12/28	UNLV+	L	55-56
12/30	Fordham	W	55-43
1/2	at Seton Hall*	L	54-72
1/7	at Georgetown*	L	64-71

1/11	at St. John's*	W	82-79
1/18	at Providence*	W	81-75
1/21	Boston College*	W	69-68
1/25	Villanova*	L	62-92
1/28	at Syracuse*	L	51-76
1/31	at Connecticut*	L	57-82
2/4	Georgetown*	W	67-61
2/7	at Villanova*	L	63-73
2/11	Providence*	W	69-63
2/13	St. John's*	W	71-69
2/18	at Pittsburgh*	L	61-67
2/22	Seton Hall*	W	61-57
2/25	at Boston College*	WOT	77-71
2/28	Pittsburgh*	WOT	76-68
3/2	at Florida Atlantic	W	80-70
3/4	Connecticut*	L	67-75
3/10	vs. Georgetown^	L	58-69
3/15	at Penn State#	L	56-62
Season Totals:			1831-1888

* Big East Game
+ Orange Bowl Classic
^ Big East Tournament
# National Invitation Tournament

1995-96
SEASON RECORD: 15-13
(8-10 BIG EAST)
LEONARD HAMILTON, HEAD COACH

11/24	Northeastern Illinois	W	81-58
11/27	at Florida Atlantic	W	76-56
12/2	Seton Hall*	W	80-70
12/5	Villanova*	L	68-70
12/9	Florida A&M	W	77-53
12/16	Winthrop	W	81-56
12/20	Florida Atlantic	W	61-51
12/23	Clemson	LOT	52-66
12/27	vs. Tennessee+	L	54-56
12/29	Columbia	W	69-62
1/3	Syracuse*	W	75-66
1/6	at Connecticut*	L	52-73
1/10	at Seton Hall*	L	63-66
1/13	at Georgetown*	L	67-72
1/20	Pittsburgh*	W	66-57
1/23	Notre Dame*	W	72-64
1/27	at Villanova*	L	62-90
2/1	at Syracuse*	L	51-72
2/6	West Virginia*	W	68-65
2/10	Boston College*	L	58-62
2/14	at Providence*	L	54-77
2/17	at West Virginia*	L	69-72
2/20	St. John's*	W2OT	96-91
2/25	at Rutgers*	L	55-71
2/28	at Notre Dame*	W	71-59
3/2	Providence*	W	66-59
3/6	vs. Rutgers^	W	77-67
3/7	vs. Georgetown^	L	62-92
Season Totals:			1883-1873

* Big East Game
+ Orange Bowl Classic
^ Big East Tournament

1996-97
SEASON RECORD: 16-13
(9-9 BIG EAST)
NIT
LEONARD HAMILTON, HEAD COACH

11/22	Buffalo	W	78-61
11/24	Florida Atlantic	W	83-74
11/29	at UNLV	L	43-55
12/3	St. John's*	L	57-61
12/7	Syracuse*	W	67-63
12/13	Hartford	W	74-58
12/18	Jacksonville	W	74-57
12/22	at Tennessee	L	65-78
12/28	vs. DePaul+	W	61-45
12/30	Lehigh	W	32-68
1/2	at Boston College*	W	65-62
1/4	at Georgetown*	W	69-67
1/8	at Pittsburgh*	L	72-76
1/11	at Villanova*	W	61-59
1/15	Providence*	W	71-69
1/18	Georgetown*	WOT	68-65
1/22	Connecticut*	W	69-46
2/2	at Rutgers*	L	59-60
2/5	Pittsburgh*	W	78-63
2/8	Rutgers*	W	53-50
2/10	at Seton Hall*	W	61-51
2/15	at Connecticut*	L	52-72
2/19	Boston College*	L	57-59
2/22	at St. John's*	L	73-77
2/25	at Notre Dame*	L	60-69
3/1	West Virginia*	L	54-82
3/5	vs. St. John's^	WOT	76-68
3/6	vs. Georgetown^	L	59-63
3/13	vs. Michigan#	L	63-76
Season Totals:			1105-1126

* Big East Game
+ Orange Bowl Classic
^ Big East Tournament
# National Invitational Tournament

1997-98
SEASON RECORD: 18-10
(11-7 BIG EAST)
NCAA TOURNAMENT
LEONARD HAMILTON, HEAD COACH

11/14	at Southern Illinois	W	73-61
11/16	Florida Atlantic	W	69-47
11/21	Charlotte	W	89-72
11/24	Eastern Kentucky	W	86-64
11/29	at Jacksonville	W	74-70
12/2	Rutgers*	W	63-55
12/6	Georgetown*	W	66-56
12/12	Georgia State	W	80-64
12/22	at Memphis	W	65-57
12/27	vs. Georgia Tech+	L	61-69
12/31	at Seton Hall*	W	78-65
1/3	at Pittsburgh*	W	73-65
1/6	Connecticut*	W	76-67
1/10	at West Virginia*	L	84-98
1/13	at St. John's*	L	64-73
1/18	at Syracuse*	L	67-85
1/22	Villanova*	W	78-63
1/28	at Boston College*	W	67-57
1/31	at Villanova*	L	75-78
2/4	Providence*	W	64-54
2/10	Syracuse*	L	63-72
2/14	Notre Dame*	W	66-57
2/18	at Providence*	L	57-59
2/22	at Notre Dame*	W	65-59
2/24	Seton Hall*	L	71-76
2/28	West Virginia*	W	70-66
3/4	vs. Georgetown^	L	56-62
3/13	vs. UCLA#	L	62-65
Season Totals:			1962-1836

* Big East Game
+ Orange Bowl Classic
^ Big East Tournament
# NCAA Tournament

1998-99
SEASON RECORD: 23-7
(15-3 BIG EAST)
NCAA TOURNAMENT
LEONARD HAMILTON, HEAD COACH

11/13	at Florida Atlantic	W	97-73
11/23	at UNC Charlotte	L	59-66
11/27	Northern Iowa	W	78-69
12/5	at Kentucky	L	65-74
12/8	Boston College*	W	77-64
12/11	Central Florida	[illegible]	[illegible]
12/18	at Georgia State	[illegible]	[illegible]
12/22	Memphis	[illegible]	[illegible]
12/27	vs. Ohio State+	[illegible]	[illegible]
12/30	at Georgetown*	[illegible]	[illegible]
1/6	St. John's*	[illegible]	[illegible]
1/9	Notre Dame*	[illegible]	[illegible]
1/13	at Rutgers*	[illegible]	[illegible]
1/16	at West Virginia*	W	[illegible]
1/20	Connecticut*	[illegible]	[illegible]
1/24	at Boston College*	W	[illegible]
1/27	Seton Hall*	W	[illegible]
1/30	at Pittsburgh*	L	[illegible]
2/3	at St. John's*	W	[illegible]
2/6	Georgetown*	W	[illegible]
2/8	at Syracuse*	W	[illegible]
2/13	at Providence*	W	[illegible]
2/16	Villanova*	W	[illegible]
2/20	at Connecticut*	W	[illegible]
2/23	Pittsburgh*	W	[illegible]
2/27	Rutgers*	W	[illegible]
3/4	vs. Georgetown^	W	[illegible]
3/5	vs. St. John's^	L	[illegible]
3/12	vs. Lafayette#	W	[illegible]
3/14	vs. Purdue#	L	[illegible]
Season Totals:			[illegible]

* Big East Game
+ Orange Bowl Classic
^ BIG East Tournament
# NCAA Tournament



1999-00
SEASON RECORD: 23-11
(13-5 BIG EAST)
BIG EAST REGULAR SEASON CHAMPIONS
NCAA SWEET SIXTEEN
LEONARD HAMILTON, HEAD COACH

[illegible]	at Central Florida	W	81-54
11/23	Monmouth	W	67-46
11/30	Bethune-Cookman	W	102-75
12/4	at Memphis	L	72-82
12/7	Charlotte	L	65-75
12/11	Hartford	W	97-61
12/16	vs. North Carolina+	L	78-68
12/20	vs. La.-Lafayette^	L	60-66
12/21	vs. Detroit Mercy^	W	68-64
12/22	vs. Illinois State^	L	78-87
12/27	Florida Atlantic	W	89-52
12/29	Quinnipiac	W	80-66
1/5	West Virginia*	W	66-58
1/8	Syracuse*	L	55-67
1/11	at Seton Hall*	W	71-64
1/15	at Georgetown*	L	61-65
1/17	at Villanova*	W	67-66
1/22	Boston College*	W	62-54
1/25	at Notre Dame*	W	63-49
1/29	Kentucky	L	57-60
2/1	Pittsburgh*	W	64-60
2/5	at Rutgers*	W	58-52
2/7	Georgetown*	W	77-55
2/16	Providence*	L	45-47
2/19	at Connecticut*	W	63-57
2/22	at West Virginia*	W	68-50
2/26	Notre Dame*	W	55-52
2/29	at Pittsburgh*	W	74-66
3/5	St. John's*	W	74-70
3/9	vs. Notre Dame$	W	61-58
3/10	vs. St. John's$	L	57-58
3/17	vs. Arkansas#	W	75-71
3/19	vs. Ohio State#	W	75-62
3/24	vs. Tulsa#	L	71-80
Season Totals:			2346-2127

* Big East Game
+ Orange Bowl Classic
^ San Juan Shootout
$ BIG East Tournament
# NCAA Tournament

2000-01
SEASON RECORD: 16-13
(8-8 BIG EAST)
NIT
PERRY CLARK, HEAD COACH

11/18	at Florida Atlantic	W	76-59
11/21	Columbia	W	65-41
11/25	Northeastern	W	92-86
11/28	at Charlotte	L	63-95
12/4	at North Carolina	L	45-67
12/9	Central Florida	W	83-72
12/16	vs. Nebraska+	L	64-72
12/18	Eastern Illinois	W	83-73
12/21	Memphis	W	66-57
12/27	Lehigh	W	71-52
12/29	Tennessee-Martin	W	70-54
1/3	at Pittsburgh*	L	51-62
1/7	Boston College*	L	72-73
1/10	at Virginia Tech*	L	74-85
1/13	at Boston College*	L	73-82
1/16	at Providence*	W	78-64
1/20	Connecticut*	W	77-74
1/22	at St. John's*	LOT	63-67
1/28	Providence*	L	70-80
2/1	Seton Hall*	W	72-66
2/6	Virginia Tech*	W	86-61
2/10	St. John's*	L2OT	79-85
2/13	at Syracuse*	W	68-57
2/17	at Villanova*	W	80-62
2/24	at Connecticut*	L	53-60
2/28	West Virginia*	W	73-66
3/3	Villanova*	W	65-53
3/7	vs. Pittsburgh^	L	69-78
3/14	vs. Auburn#	L	58-60
Season Totals:			2039-1963

* Big East Game
+ Orange Bowl Classic
^ Big East Championship
# National Invitation Tournament

2001-02
SEASON RECORD: 24-8
(10-6 BIG EAST)
NCAA TOURNAMENT
PERRY CLARK, HEAD COACH

11/18	vs. Eastern Michigan!	W	93-56
11/19	vs. AL-Birmingham!	W	81-79
11/20	vs. Clemson!	W	67-65
11/24	Lafayette	W	79-69
11/26	Florida Atlantic	W	74-48
11/29	Howard	W	87-71
12/3	Florida International	W	77-59
12/8	at Texas A&M	W	64-55
12/15	vs. Indiana+	W	58-53
12/18	Florida A&M	W	90-62
12/22	Charlotte	W	64-56
12/27	at Louisiana State	W	68-61
12/30	St. Francis (Pa.)	W	71-48
1/2	at Georgetown*	W	79-71
1/5	at Connecticut*	L	75-76
1/8	at St. John's*	L	60-71
1/12	at Virginia Tech*	W	77-68
1/15	Pittsburgh*	W2OT	76-69
1/19	Providence*	WOT	102-96
1/24	Villanova*	W	76-58
1/29	Boston College*	L	65-70
2/2	Connecticut*	W	68-66
2/5	at Villanova*	W	65-56
2/10	at Boston College*	L	63-76
2/13	St. John's*	W	79-56
2/17	at Rutgers*	L	61-64
2/23	Notre Dame*	L	77-90
2/26	at Providence*	W	81-65
3/2	Virginia Tech*	W	83-77
3/7	vs. Georgetown^	W	84-76
3/8	vs. Pittsburgh^	L	71-76
3/14	vs. Missouri#	L	80-93
Season Totals:			2395-2156

* Big East Game
! Virgin Islands Paradise Jam
+ Orange Bowl Classic
^ Big East Championship
# NCAA Tournament

2002-03
SEASON RECORD: 11-17
(4-12 BIG EAST)
PERRY CLARK, HEAD COACH

11/23	New Hampshire	W	93-58
11/26	Texas A&M	W	78-72
11/30	Savannah State	W	91-57
12/3	at Florida Atlantic	LOT	73-74
12/8	at Florida State	L	55-72
12/15	at Charlotte	L	64-69
12/18	Arkansas-Pine Bluff	W	79-42
12/21	vs. Florida+	L2OT	93-94
12/27	at Central Florida	W	62-51
12/30	Lehigh	W	68-62
1/4	North Carolina	WOT	64-61
1/7	at West Virginia*	L	63-68
1/11	at Connecticut*	LOT	80-83
1/18	at Seton Hall*	L	53-76
1/20	Connecticut*	W	77-76
1/26	Syracuse*	L	49-54
1/29	Providence*	W	60-57
2/2	at St. John's*	L	74-77
2/8	Villanova*	LOT	67-72
2/11	Virginia Tech*	W	85-65
2/15	at Boston College*	L	65-76
2/18	at Providence*	L	63-73
2/22	Georgetown*	L	72-74
2/25	at Villanova*	L	56-75
3/1	Boston College*	L	68-72
3/5	at Virginia Tech*	W	79-71
3/8	St. John's*	L	73-76
3/12	vs. Seton Hall^	L	52-67
Season Totals:			1956-1924

* Big East Game
+ Orange Bowl Classic
^ Big East Championship

2003-04
SEASON RECORD: 14-16
(4-12 BIG EAST)
PERRY CLARK, HEAD COACH

11/21	Lubbock Christian^	W	86-66
11/23	Louisiana-Monroe^	W	78-60
11/25	vs. Rhode Island^^	L	53-54
11/26	vs. Bradley^^	L	82-83
12/2	Stetson	W	91-70
12/6	Florida International	W	89-72
12/9	UMBC	W	61-52
12/14	Florida State	L	58-67
12/20	vs. Temple+	W	72-66
12/22	North Carolina A&T	W	81-62
12/27	Florida Atlantic	W	76-51
12/30	IPFW	W	75-52
1/3	Savannah State	W	105-65



1/7	at North Carolina	L	64-89
1/10	Pittsburgh*	L2OT	84-80
1/14	at St. John's*	W	70-64
1/17	at Virginia Tech*	W	65-59
1/21	Rutgers*	W	73-63
1/25	Villanova*	L	69-76
1/28	at Notre Dame*	L	62-72
1/31	Georgetown*	L0T	80-87
2/4	at Rutgers*	L0T	70-72
2/7	at Georgetown*	L	64-80
2/11	Boston College*	L0T	72-74
2/14	Syracuse*	L	74-91
2/18	at Connecticut*	L	63-76
2/21	at Providence*	L	57-70
2/24	Seton Hall*	L	06-76
3/2	at Villanova*	W	59-56
3/6	West Virginia*	L	53-58
Season Totals:			2148-2067

* Big East Game
^ Las Vegas Tournament (Coral Gables, Fla.)
^^ Las Vegas Tournament (Las Vegas, Nev.)
+ Orange Bowl Classic

2004-05

RECORD: 16-13
(7-9 ACC)
INAUGURAL ACC SEASON
NIT
FRANK HAITH, HEAD COACH

11/20	Wofford	W	67-64
11/23	South Carolina State	L	50-60
11/27	vs. Xavier+	L0T	70-83
11/29	Florida Atlantic	W	84-68
12/4	at Florida	W	72-65
12/7	at Florida International	W	80-67
12/12	Massachusetts	W	80-53
12/18	Stetson	W	81-50
12/23	Tennessee Tech	W	69-57
12/30	Appalachian State	W	80-63
1/2	Norfolk State	W	76-58
1/6	at Georgia Tech*	L	69-80
1/9	NC State*	W	67-66
1/12	at Virginia*	W	91-80
1/15	Florida State*	W	64-63
1/19	Duke*	L	83-92
1/22	at North Carolina*	L	67-87
1/26	Clemson*	W	69-65
1/29	at Wake Forest*	L	82-94
2/2	Virginia Tech*	L	63-73
2/5	Maryland*	WOT	75-73
2/12	at Clemson*	W	83-77
2/15	Wake Forest*	L	63-68
2/19	at Virginia Tech*	L	58-71
2/22	at Florida State*	W	65-49
2/26	Georgia Tech*	L	72-76
3/3	at Duke*	L	59-83
3/10	vs. Virginia^	L	65-66
3/15	at South Carolina#	L	67-69
Season Totals			2071-2020

* ACC Game
+ MetroPCS Orange Bowl Basketball Classic
^ ACC Tournament (Washington, D.C.)
# National Invitation Tournament

2005-06

RECORD: 18-16
(7-9 ACC)
NIT
FRANK HAITH, HEAD COACH

11/13	vs. Texas-Arlington!	W	76-65
11/14	vs. Air Force!	L	53-57
11/15	vs. Wisc.-Green Bay!	W	80-54
11/19	Morgan State	W	83-51
11/22	North Carolina A&T	W	87-62
11/27	at Temple	L	56-73
11/29	at Michigan	L	53-74
12/03	Birmingham-Southern	W	82-65
12/10	Wofford	W	71-40
12/18	at NC State*	L	69-81
12/22	Florida	L	67-77
12/27	Stetson	W	65-56
12/31	vs. Louisville+	L	43-58
01/02	Sacred Heart	W	63-57
01/07	Maryland*	W	84-70
01/14	at North Carolina*	W	81-70
01/18	Clemson*	W	62-38
01/21	Boston College*	L	61-65
01/24	at Virginia*	L	51-71
01/29	at Florida State*	WOT	84-78
01/31	Wake Forest*	W	78-69
02/04	at Georgia Tech*	W	70-53
02/08	NC State*	L2OT	77-86
02/12	North Carolina*	L	70-80
02/16	at Boston College*	L	54-65
02/19	at Duke*	L	71-92
02/22	Virginia Tech*	W	70-59
03/01	at Maryland*	L	61-65
03/05	Florida State*	L	64-67
03/09	vs. Clemson^	W	66-63
03/10	vs. Duke^	L	76-80
03/15	Oklahoma State#	W	62-59
03/20	at Creighton#	W	53-52
03/22	at Michigan#	L	65-71
Season Totals			2308-2213

* ACC Game
! BCA Classic (Seattle, Wash.)
+ MetroPCS Orange Bowl Basketball Classic
^ ACC Tournament (Greensboro, N.C.)
# National Invitational Tournament

2006-07

RECORD: 12-20
(4-12 ACC)
FRANK HAITH, HEAD COACH

11/11	Florida International	W	73-50
11/14	Alcorn State	W	96-57
11/17	at Evansville!	W	74-69
11/18	vs. Buffalo!	L	57-60
11/19	vs. Cleveland State!	L	67-78
11/25	Lafayette	W	98-66
11/28	at Northwestern#	L	59-61
12/03	Georgia Tech*	W	90-82
12/09	Lehigh	W	79-58
12/11	Mississippi State	L	52-70
12/16	Stetson	W	89-64
12/20	Binghamton	L	74-79
12/23	at Louisville	L	59-82
12/30	vs. Nebraska+	L	67-82
1/2	at Massachusetts	W	72-71
1/6	Wake Forest*	L	58-59
1/10	at Maryland*	W	63-58
1/14	Duke*	L	63-85
1/16	at Boston College*	L	63-92
1/20	at Florida State*	L	67-86
1/23	Virginia Tech*	L	85-92
1/31	at North Carolina*	L	64-105
2/3	at Virginia*	L	70-81
2/7	Boston College*	L	68-75
2/10	NC State*	W	80-65
2/17	at Wake Forest*	L	69-74
2/21	Virginia*	W	68-60
2/24	at Virginia Tech*	L	57-73
2/28	at Clemson*	L0T	70-74
3/3	Florida State*	L0T	90-98
3/8	vs. Maryland^	W	67-62
3/9	vs. Boston College^	L0T	71-74
Season Totals			2279-2332

* ACC Game
! American Youth Classic (Evansville, Ill.)
ACC/Big Ten Challenge
+ Orange Bowl Classic (Miami, Fla.)
^ ACC Tournament (Tampa, Fla.)

2007-08

RECORD: 23-11
(8-8 ACC)
NCAA TOURNAMENT
FRANK HAITH, HEAD COACH

11/9	Florida Southern	W	1-145
11/15	vs. Marist!	W	85-61
11/16	vs. Va. Commonwealth!	W	69-63
11/18	vs. Providence!	W	64-58
11/24	Morgan State	W	85-61
11/28	Alabama State	W	83-74
12/2	St. John's	W	86-67
12/8	at Fla. International	W	67-63
12/13	at Mississippi State	W	84-58
12/17	Stetson	W	89-63
12/20	North Florida	W	85-63
12/23	North Carolina A&T	W	95-64
12/29	vs. Winthrop+	L	70-78
1/2	Penn	W	86-67
1/12	Georgia Tech*	W	78-68
1/15	at Boston College*	L	66-78
1/19	at NC State*	L0T	77-78
1/23	North Carolina*	L	82-86
1/27	Clemson*	W	76-72
1/29	at Wake Forest*	L	68-70
2/2	at Duke*	L	73-84
2/6	Florida State*	L	65-62
2/9	at Virginia Tech*	W	74-71
2/17	at Georgia Tech*	W	64-63
2/20	Duke*	W	96-95
2/23	Maryland*	W	78-63
2/27	at Clemson*	L	69-79
3/1	Virginia*	W	95-92
3/5	Boston College*	W	74-61
3/8	at Florida State*	L0T	72-76
3/13	vs. NC State^	W	83-50
3/14	vs. Virginia Tech^	L	49-63
3/21	vs. St. Mary's (Calif.)#	W	78-64
3/23	vs. Texas#	L	72-75
Season Totals			2542-2396

* ACC Game
! Puerto Rico Tip-Off Classic (San Juan, P.R.)
+ MetroPCS Orange Bowl Basketball Classic
^ ACC Tournament (Charlotte, N.C.)
# NCAA Tournament (Little Rock, Ark.)





MIAMI SPORTS MEDIA RELATIONS

The University of Miami Sports Media Relations Office coordinates all of the media relations activities of each of UM's 18 varsity sports.



MARGARET BELCH

Assistant Sports Information Director
mbelch@miami.edu | (305) 284-3241

Men's Basketball | Men's Tennis

Margaret Belch enters her third year as an Assistant Sports Information Director for the University of Miami and coordinates all media relations activities for the men's basketball and men's tennis programs.

Prior to joining UM's staff, she spent three years as an athletic media relations coordinator at Florida International University, handling all public relations for the men's soccer, women's basketball and men's & women's track & field programs. Additionally, she oversaw the production of the department's media guides and supervised all athletic media relations student assistants.

After graduating with honors from the University of Miami in 1998 with a dual degree in public relations and psychology, Belch served as an assistant sports information director and director of publications for George Mason University in her hometown of Fairfax, Va. She has also worked as the official statistician for the NCAA Women's Volleyball Final Four and was the media coordinator for the inaugural NCAA East Regional Track & Field Championships in 2003.

Belch initially worked with Miami's sports media staff as a student intern during the 1997-98 academic year.

An active member of CoSIDA (College Sports Information Directors of America), Belch has been a member of the publications contest committee for four years and is in her second year serving as a vice chair.



MARK PRAY

Assistant Athletic Director
for Communications
mpray@miami.edu | (305) 284-3244

Mark Pray is in his eighth year as Assistant Athletic Director for Communications at the University of Miami. Pray oversees the athletic department's sports media relations efforts, as well as serving as the primary liaison with the department's broadcasting partners.

Pray came to Miami in 2001, after serving four years as the Director of Media Relations for the WNBA and most recently as Director of Communications Projects for the NBA. In 1988, Pray was named the first Director of Media Relations for the Miami Heat—a position he held until being promoted to Vice President for Communications in 1995. In his capacity as V.P. for Communications, Pray oversaw the Heat's media & community relations and broadcasting departments.

Pray earned an undergraduate degree in journalism from Kansas State and a master's degree in sports administration from Ohio University.

MIAMI SPORTS MEDIA RELATIONS STAFF



ROB DUNNING

Assistant Sports Information Director
rdunning@miami.edu

Football (Secondary) | Baseball



BRYAN HARVEY

Assistant Sports Information Director
bharvey@miami.edu

Volleyball | Women's Tennis | Swimming & Diving | Rowing



KERWIN LONZO

Associate Sports Information Director
klonzo@miami.edu

Football | Golf



ETTA SCHALLER

Publications Coordinator
eschaller@miami.edu



SCOTT ZAVITZ

Associate Sports Information Director
szavitz@miami.edu

Women's Basketball | Soccer | Track & Field | Cross Country

MAILING ADDRESS

University of Miami
5821 San Amaro Drive
Coral Gables, FL 33146

PHONE: (305) 284-3244
FAX: (305) 284-2807

MIAMI BASKETBALL ONLINE

Official Miami Website	www.hurricanesports.com
Atlantic Coast Conference	www.theacc.com
NCAA Statistics	www.NCAA.com

The University of Miami Sports Media Relations Office is located alongside the Hecht Athletic Center. The BankUnited Center serves as the home to Miami basketball, which includes a media workroom.

COVERING THE 'CANES

ACC MEDIA SERVICES

The official Atlantic Coast Conference website can be accessed by visiting www.theacc.com. Basketball information is updated daily with standings, statistics, game previews, notes and other relevant information. Links to each ACC school's athletic department home page are also located on the site. TheACC.com is also the site for the instant replay of the head coaches teleconference every Monday afternoon during the season.

ACC COACHES TELECONFERENCE

The 12 ACC basketball coaches will be featured on nine Monday teleconferences during the 2008-09 season. The season's first teleconference will take place on Monday, January 5, and continue through Monday, March 9. Each coach will have 10 minutes to make an opening statement and answer questions. Please contact Miami Assistant SID Margaret Belch for the media call-in number. There will be an instant replay of each teleconference on TheACC.com each Monday afternoon.

ACC TELECONFERENCE SCHEDULE

Dino Gaudio, Wake Forest	10:30 a.m.	Gary Williams, Maryland	11:30 a.m.
Seth Greenberg, Virginia Tech	10:40 a.m.	Paul Hewitt, Georgia Tech	11:40 a.m.
Dave Leitao, Virginia	10:50 a.m.	Leonard Hamilton, Florida State	11:50 a.m.
Sidney Lowe, NC State	11 a.m.	Mike Krzyzewski, Duke	Noon
Roy Williams, North Carolina	11:10 a.m.	Oliver Purnell, Clemson	12:10 p.m.
FRANK HAITH, MIAMI	**11:20 A.M.**	Al Skinner, Boston College	12:20 p.m.

ACC MEN'S BASKETBALL SIDS

ACC	Brian Morrison | bmorrison@theacc.org
Boston College	Dick Kelley | kelleyri@bc.edu
Clemson	Philip Sikes | philips@clemson.edu
Duke	Matt Plizga | plizga@duke.edu
Florida State	Chuck Walsh | cwalsh@fsu.edu
Georgia Tech	Mike Stamus | mstamus@athletics.gatech.edu
Maryland	Doug Dull | ddull@umd.edu
MIAMI	**MARGARET BELCH | MBELCH@MIAMI.EDU**
North Carolina	Steve Kirschner | stevekirschner@unc.edu
NC State	Brian Reinhardt | brian_reinhardt@ncsu.edu
Virginia	Rich Murray | rmurray@virginia.edu
Virginia Tech	Bill Dyer | wdyer@vt.edu
Wake Forest	Scott Wortman | wortmasm@wfu.edu



HURRICANE SPORTS NETWORK

The University of Miami has teamed with Sports Talk Radio, WQAM (560 AM) to form the Hurricane Sports Network.

Miami's radio broadcast team is headed by the "Voice of the Hurricanes" Joe Zagacki. Zagacki, who returned in 1999 for his second stint as a member of the Hurricanes' broadcast team, enters his sixth season as the play-by-play voice. Prior to taking over the play-by-play duties, Zagacki served as analyst for Hurricane games from 1999-2002.

Zagacki brings a wealth of experience to the Hurricanes broadcasts, having been part of the South Florida market for 24 years and at WQAM for the past 13 years. Zagacki also handles play-by-play duties for Miami football and baseball games.

The second member of the Hurricanes' broadcast team is Josh Darrow who enters his seventh season as color analyst. Darrow has been with WQAM since 1995 and currently serves as the program director.

Rounding out the broadcast team is Brian London who serves as studio host for men's basketball. In addition, the 1998 University of Miami graduate also serves as sideline reporter at UM football games and does play-by-play for Miami baseball games.



Joe Zagacki



Josh Darrow



Brian London

SPANISH RADIO

Several University of Miami men's basketball games will be broadcast in Spanish during the season. Spanish listeners can hear games through the Hurricane Sports Network on WRHC (1550 AM). Roly Martin will handle play-by-play duties and Joe Martinez will provide color analysis.

STUDENT RADIO

WVUM (90.5 FM), the University of Miami student radio station which can be heard throughout Miami-Dade County, will also carry many of the home basketball games this season.

HURRICANE HOTLINE

WQAM will also serve as the home for Hurricane Hotline, a two-hour call-in radio show broadcast every week during the season featuring Coach Frank Haith and his guests. Joe Zagacki will serve as the host of the program.

HURRICANE GAMEDAY WITH FRANK HAITH

Comcast Sports South (CSS) will carry Hurricane Gameday with Frank Haith, a weekly half-hour show that airs from late December through March. Joe Zagacki will serve as host of the show, featuring Miami head coach Frank Haith, highlights of the previous week, a preview of the upcoming week and player interviews, as well as other stories regarding Miami basketball.

COVERING THE 'CANES

MEDIA POLICIES

University of Miami head men's basketball coach Frank Haith and players are available for interviews with accredited members of the media throughout the season. All interview requests should be made at least one day in advance and must be made through Miami's Sports Media Relations Office and Assistant Sports Information Director Margaret Belch (mbelch@miami.edu/(305) 284-3241). No player and/or coach interviews will be granted on gamedays until the conclusion of the event.

COVERING PRACTICE

All practices are closed. Under certain circumstances, accredited media will be permitted to attend practice for a specified period of time, however this must be approved and scheduled through Miami's Sports Media Relations Office and Assistant Sports Information Director Margaret Belch (mbelch@miami.edu/(305) 284-3241).

HURRICANESPORTS.COM

Hurricanesports.com is the official website for up-to-date information about all University of Miami athletic teams. A member of CBS College Sports, Hurricanesports.com includes All-Access audio and video clips, photo galleries and Game Tracker (live statistics), as well as updated schedules, profiles and statistics. Game notes will also be available online prior to each Miami men's basketball game.

PRESS RELEASES

The University of Miami Sports Media Relations Office regularly sends out updated press releases regarding the UM men's basketball program via e-mail. Accredited members of the media may be added to the distribution list by contacting Assistant Sports Information Director Margaret Belch (mbelch@miami.edu/(305) 284-3241).



JACK McCLINTON


LANCE HURDLE

GAMEDAY SERVICES

The University of Miami Sports Media Relations Office will provide game notes, current statistics and game programs prior to the start of each men's basketball game in the media workroom on the southwest side of the BankUnited Center. First-half statistics and play-by-play analysis will be disseminated during halftime, and final statistics and complete play-by-play analysis will be distributed following the conclusion of the game.

POST-GAME PRESS CONFERENCE

Head coach Frank Haith and select players will be available for post-game interviews near the media workroom following a brief "cooling off" period after the conclusion of each home game. Coaches and players from opposing teams will be available for post-game interviews as well. Please coordinate any post-game needs and interview requests with University of Miami Sports Media Relations personnel. Miami's locker room is closed to media at all times.

CREDENTIALS

Credentials for all UM men's basketball games are approved for working media only. Requests should be made at least one week in advance and directed to Assistant Sports Information Director Margaret Belch (mbelch@miami.edu/(305) 284-3241). The University of Miami Sports Media Relations Office reserves the right to refuse any credential request due to space limitations or those deemed not to be in the best interest of the University.

PARKING

Media parking for all home games is available free of charge on the FIFTH FLOOR of the Ponce de Leon Parking Garage located on the corner of Dickinson Drive and Ponce de Leon Boulevard.



JAMES DEWS

MEDIA ACCOMMODATIONS

Media for all home games will be seated behind the basket in the southwest section of the BankUnited Center. Meals will be provided prior to tip-off. The media workroom will be open prior to the start of each game, at halftime and following the conclusion of the game. Six complimentary phone lines are available for media use in the workroom, however they are provided on a first-come, first-served basis. To order your own reserved phone line, contact Valeria Henderson with Global Spectrum at (305) 284-8244. Wireless access is also available throughout the BankUnited Center.

RADIO INFORMATION

Seating for radio broadcasts is available alongside the court at the BankUnited Center. One complimentary phone line will be provided for all visiting radio networks, generally on press row next to the visiting team's bench. All additional phone lines must be ordered in advance through Valeria Henderson with Global Spectrum at (305) 284-8244.

PHOTOGRAPHERS/VIDEOGRAPHERS

NCAA rules limit the shooting access areas to behind the baselines only and require that all photographers and camera operators remain seated. There is a dotted line on the court indicating where media must stay behind for the safety of the media, student-athletes and officials. No photographers/videographers will be permitted to shoot along the sideline or bench areas.

ACC SELECT

The ACC also offers webcasts of select games available online at www.ACCSelect.com. Produced by a division of Turner Sports, ACC Select is a broadband service that delivers live and on-demand webcasts of sporting events. Games are offered via a single-event pass or fans can purchase a monthly all-event pass or annual all-event pass for extended viewing.


JIMMY GRAHAM

MIAMI MEDIA OUTLETS

LOCAL NEWSPAPERS

Boca Raton News
1141 S. Rogers Circle
Suite 7
Boca Raton, FL 33487
(561) 549-0834
(561) 893-6677 fax

Diario Las Americas
2900 NW 39 Street
Miami, FL 33142
(305) 633-3341
(305) 635-7668 fax

El Nuevo Herald
One Herald Plaza
Miami, FL 33132
(305) 376-3549
(305) 376-2234 fax

La Nacion
5121 SW 128 Ct.
Miami, FL 33175
(305) 221-6955
(305) 262-6955 fax

Miami Herald
One Herald Plaza
Miami, FL 33132
(305) 376-2387
(305) 376-2295 fax

Miami Times
900 NW 54 St.
Miami, FL 33127
(305) 694-6214
(305) 758-3617 fax

Palm Beach Post
2751 S. Dixie Hwy
W. Palm Beach, FL 33405
(561) 820-4440
(561) 820-4481 fax

South Dade News Leader
P.O. Box 900340
Homestead, FL 33090
(305) 245-2311
(305) 248-0596 fax

Sun-Sentinel
200 East Las Olas Blvd.
Ft. Lauderdale, FL 33301
(954) 356-4635
(954) 356-4566 fax

STATE NEWSPAPERS

Bradenton Herald
102 Manatee Avenue
W. Bradenton, FL 34205
(941) 748-0411
(941) 745-7097 fax

Daytona Beach News
P.O. Box 2831
Daytona Beach, FL 32120
(386) 252-1511
(386) 253-8433 fax

Florida Times Union
P.O. Box 1949
Jacksonville, FL 32231
(904) 359-4246
(904) 359-4147 fax

Florida Today/USA Today
P.O. Box 419000
Melbourne, FL 32941
(800) 633-8449
(321) 242-6620 fax

Fort Myers News-Press
2442 Dr. Martin Luther
King, Jr. Blvd.
Fort Myers, FL 33901
(239) 335-0200
(239) 334-0708 fax

Gainesville Sun
P.O. Box 147147
Gainesville, FL 32614
(352) 374-5055
(352) 338-3131 fax

Lakeland Ledger
P.O. Box 408
Lakeland, FL 33802
(863) 802-7551
(863) 802-7812 fax

Naples Daily News
1075 Central Ave
Naples, FL 34102
(239) 263-4790
(239) 263-4816 fax

Orlando Sentinel
633 N. Orange Avenue
Orlando, FL 32801
(407) 420-5668
(407) 420-5069 fax

Sarasota Herald Tribune
P.O. Box 1719
Sarasota, FL 34230
(813) 259-8148
(813) 259-7676 fax

St. Pete Times
P.O. Box 1121
St. Petersburg, FL 33731
727-893-8123
727-893-8782 fax

Stuart News
P.O. Box 9009
Stuart, FL 34995
772-221-4233
722-221-4246 fax

Tallahassee Democrat
277 N. Magnolia Drive
Tallahassee, FL 32301
(850) 599-2167
(850) 599-2301 fax

Tampa Tribune
P.O. Box 191
Tampa, FL 33601
813-259-7655
813-259-7676 fax

MIAMI TELEVISION

WFOR Channel 4 (CBS)
8900 NW 18 Terrace
Miami, FL 33172
(305) 639-4516
(305) 639-4688 fax

WPLG Channel 10 (ABC)
3900 Biscayne Blvd.
Miami, FL 33137
(305) 325-2485
(305) 325-2480 fax

WSVN Channel 7 (FOX)
1401 79 St. Causeway
Miami, FL 33141
(305) 795-2719
(305) 795-2746 fax

WTVJ Channel 6 (NBC)
15000 SW 27 St.
Miramar, FL 33027
(954) 622-6350
(954) 622-6107 fax

WLTV Channel 23 (Univision)
9405 NW 41 St.
Miami, FL 33178
(305) 471-4234
(305) 471-4236 fax

WSCV Channel 51 (Telemundo)
15000 SW 27 St.
Miramar, FL 33027
954-622-7676
954-622-6107 fax

PALM BEACH TELEVISION

WPTV Channel 5 (NBC)
1100 Banyon Blvd.
W. Palm Beach, FL 33401
(561) 655-5455
(561) 653-5719 fax

WPEC Channel 12 (CBS)
1100 Fairfield Drive
W. Palm Beach, FL 33407
(561) 881-0737
(561) 881-0731 fax

REGIONAL TELEVISION

FOX Sports Net Florida
1550 Sawgrass Corporate
Parkway, Suite 350
Sunrise, FL 33323
(954) 845-9994
(954) 845-0620 fax

Sun Sports
North 390 Orange Ave.
Suite 1075
Orlando, FL 32801
(407) 648-1150
(407) 245-2571 fax

LOCAL RADIO

The Ticket (790 AM)
20450 NW 2nd Ave
Miami, FL 33169
(305) 653-8811
(305) 521-1416 fax

WAQI (710 AM)
800 Douglas Road
Suite 111, Annex Bldg.
Coral Gables, FL 33134
(305) 445-4001
(305) 442-7676 fax

WEFL-ESPN (760 AM)
2090 Palm Beach Lakes
Blvd., Suite 701
W. Palm Beach, FL 33409
(561) 697-8353
(561) 697-8525 fax

WIOD (610 AM)
7601 Riviera Blvd.
Miramar, FL 33023
(954) 862-2000
(954) 862-4012 fax

WMBM (1490 AM)
13242 NW 7th Ave
Miami, FL 33168
(305) 769-1100
(305) 769-9975 fax

WQAM (560 AM)
20295 NW 2nd Ave
Miami, FL 33169
(305) 653-6796
(305) 650-0181 fax

WQBA (1140 AM)
800 S. Douglas Road
Suite 111, Annex Bldg.
Coral Gables, FL 33134
(305) 441-2420
(305) 441-2454 fax

WSCV/WSBR (740 AM)
6699 N. Federal Hwy
Boca Raton, FL 33487
(561) 997-0074
(561) 997-0476 fax

WSUA (1260 AM)
2100 Coral Way
Suite 200
Miami, FL 33145
(305) 285-1260
(305) 858-5907 fax

WIRE SERVICES

Associated Press
9100 NW 36 St.
Suite 104
Miami, FL 33178
(305) 594-5825
(305) 594-9265 fax

Reuters
777 Brickell Ave.
Suite 700
Miami, FL 33131
(305) 374-5013
(305) 358-6317 fax

NATIONAL MEDIA

CBS Sportsline.com
2200 W. Cypress Creek Rd.
Ft. Lauderdale, FL 33309
(954) 351-2120
(954) 489-4191 fax

ESPN
ESPN Plaza
Bristol, CT 06010
(860) 766-2000
(860) 766-2422 fax

ESPN The Magazine
19 East 34th Street
New York, NY 10016
(212) 515-1008
(212) 515-1290 fax
(212) 515-1062

The Sporting News
10176 Corporate Square
Dr., Suite 200
St. Louis, MO 63132
(314) 993-7711
(314) 997-0765 fax

Sports Illustrated
135 West 50th Street
New York, NY 10020
(212) 522-8473
(212) 522-0747 fax

UM RELATED MEDIA

CaneSport
2525 Embassy Drive
South, Suite 7
Cooper City, FL 33026
(954) 432-3211
(954) 432-5504 fax

Canes Time Magazine
Citadel Publishing
P.O. Box 284
Chagrin Falls, OH 44022
(924) 321-1770

Accord Productions
2140 South Dixie Highway
Suite 301
Miami, Florida 33133
(305) 856-1245
(305) 856-9101 fax

The Miami Hurricane
University Center
P.O. Box 248132
Coral Gables, FL 33124
(305) 284-2016
(305) 284-4404 fax

The Ibis Yearbook
University Center
P.O. Box 248132
Coral Gables, FL 33124
(305) 284-6385
(305) 284-4404 fax

UMTV
Cable Studio Building
P.O. Box 248127
Coral Gables, FL 33124
(305) 284-8688
(305) 284-5226 fax

WVUM
1306 Stanford Dr.
(UC 110)
P.O. Box 248191
Coral Gables, FL 33124
(305) 284-3131
(305) 284-3132 fax

WELCOME TO MIAMI

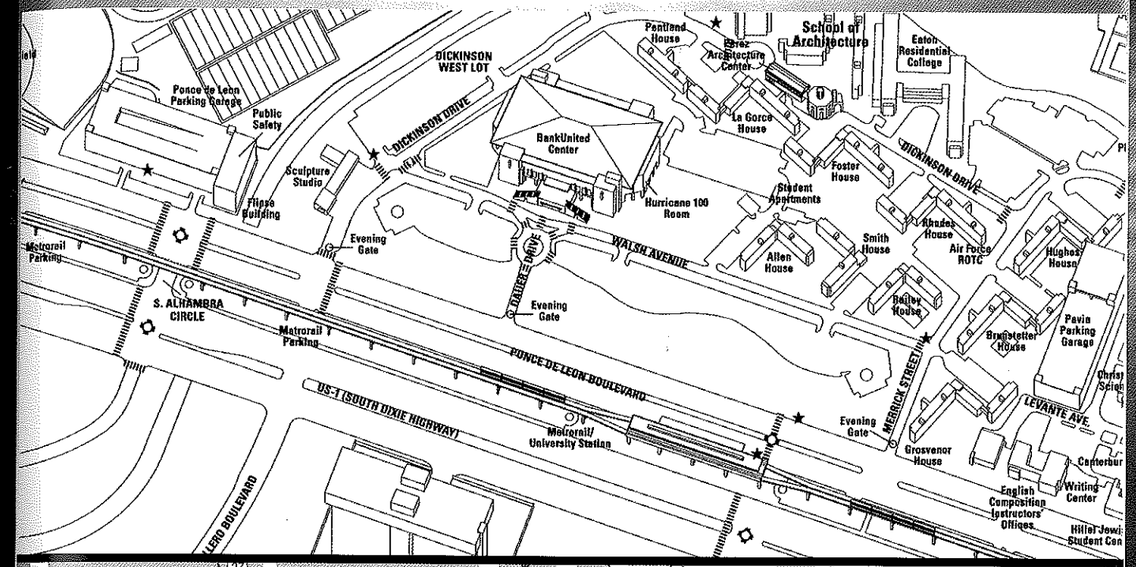

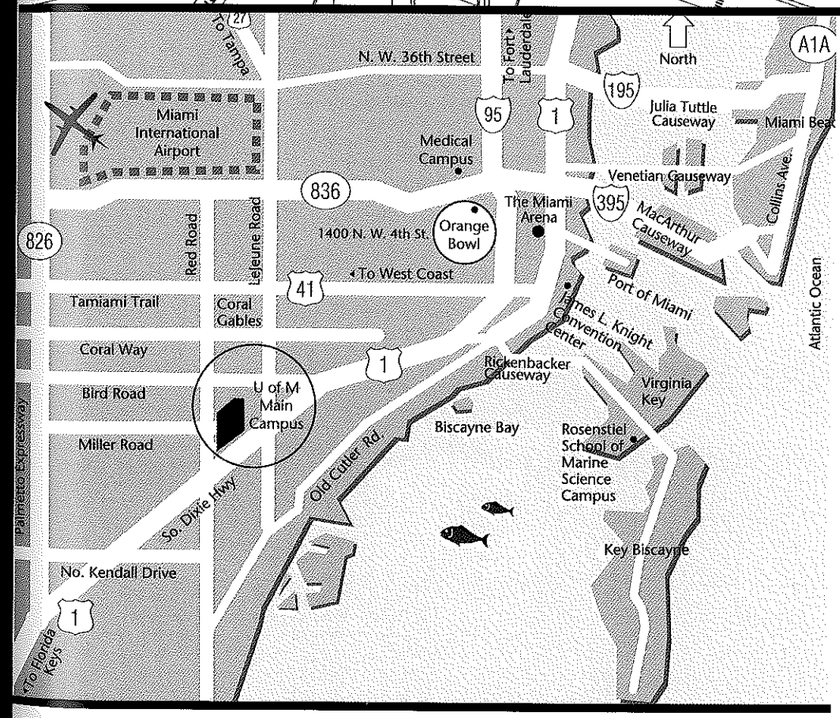

FROM NORTH & THE CITY

Take I-95 south until it becomes US 1. Continue south on US 1 to SW 57 Ave. (Red Rd.). Turn right onto SW 57 Ave. Make another immediate right turn onto Ponce de Leon Blvd. Turn left onto Dickinson Drive. The BankUnited Center will be on your right.

FROM WEST & ROUTE 826 EAST (Palmetto Expressway)

Take Rt. 826 and exit at Miller Rd. (S.W. 56 St.). Turn east (left if travelling from the north and right if travelling from the south) and continue until the road dead ends at the University and San Amaro Drive. Turn right onto San Amaro Drive. Continue on San Amaro Drive until you reach Ponce de Leon Boulevard. Make a left onto Ponce de Leon Boulevard and then another left onto Dickinson Drive. The BankUnited Center will be on your right.

FROM MIAMI AIRPORT

Take Exit marked Coral Gables and LeJeune Rd. Go south on LeJeune Rd. until it intersects Ponce de Leon Blvd. and turn right. Proceed 1.5 miles and turn right onto Dickinson Drive. The BankUnited Center will be on your right.



00 Jimmy **GRAHAM**
F, 6-8, 256, Sr.
Goldsboro, N.C.



1 Lance **HURDLE**
G, 6-2, 183, Sr.
San Diego, Calif.



3 Malcolm **GRANT**
G, 6-1, 190, So.
Brooklyn, N.Y.



5 Eddie **RIOS**
G, 6-0, 190, So.
Miami, Fla.



20 Cyrus **McGOWAN**
F, 6-9, 236, Jr.-R
Brooksville, Miss.



21 Dwayne **COLLINS**
F, 6-8, 238, Jr.
Miami, Fla.



23 James **DEWS**
G, 6-4, 209, Jr.
Cincinnati, Ohio



30 Adrian **THOMAS**
F, 6-7, 227, Jr.-R
Pembroke Pines, Fla.



31 DeQuan **JONES**
F, 6-6, 217, Fr.
Stone Mountain, Ga.



32 Brian **ASBURY**
F, 6-7, 221, Sr.
Miami, Fla.



33 Jack **McCLINTON**
G, 6-1, 185, Sr.
Baltimore, Md.



42 Reggie **JOHNSON**
C, 6-9, 316, Fr.
Winston-Salem, N.C.



45 Julian **GAMBLE**
C, 6-9, 247, Fr.-R
Durham, N.C.



Frank HAITH
Head Coach
Fifth Season

TV/RADIO SPOT CHART

IT'S ALL ABOUT THE U

HURRICANE WARNING

HEAD COACH FRANK HAITH HAS LED THE HURRICANES TO 11 WINS OVER RANKED TEAMS IN THE LAST FOUR SEASONS.

2/20/08 def. No. 4/5 Duke, 96-95
1/27/08 def. No. 25 Clemson, 75-72
3/8/07 def. No. 17/20 Maryland, 67-62
2/21/07 def. No. 19/24 Virginia, 68-60
1/10/07 def. No. 25 Maryland, 63-58
12/3/06 def. No. 20/20 Georgia Tech, 90-82
1/14/06 def. No. 20/20 North Carolina, 81-70
1/7/06 def. No. 14/22 Maryland, 84-70
2/6/05 def. No. 22/24 Maryland, 75-73 (OT)
1/9/05 def. No. 24 NC State, 67-66
12/4/04 def. No. 18/19 Florida, 72-65

