



2015 MIAMI BASEBALL GAME NOTES

Miami Athletic Communications • 5821 San Amaro Drive • Coral Gables, FL 33146

HurricaneSports.com • Facebook: Facebook.com/TheUBaseball • Twitter: @CanesBaseball • Instagram: @TheUBaseball

Home to Four National Championships (1982, 1985, 1999, 2001) and 42 Consecutive NCAA Postseason Appearances

SERIES INFORMATION

Dates: April 17-19, 2015

Game Times: 6 p.m. | 1 p.m. | 1 p.m.

Site: Charlottesville, Va. / Davenport Field (5,074)

Video: Cavaliers Live (VirginiaSports.com) (\$) (Sunday only)

UM Student Radio: WVUM 90.5 FM | WVUM.org (all games)

Talent: AJ Ricketts, Harry Kroll

Live Stats: VirginiaSports.com

Twitter Updates: @CanesBaseball / @HurricaneSports

Postgame Recap: HurricaneSports.com

Series History: Miami trails, 20-21

Miami: Series tied, 11-11

Charlottesville: Series tied, 9-9

Neutral Site: Virginia leads, 1-0

First Meeting: May 26, 1985 - Miami won, 11-6

Last Meeting: March 24, 2014 - Miami lost, 3-5

Streak: Virginia, two wins

#9 MIAMI

29-9, 14-4 ACC

2014: 44-19, 24-6 ACC (first place, Coastal)

Last Game: April 15, 2015
4-2 win, #19 UCF

Head Coach: Jim Morris (Elon, 1973)

DI Career: 1,464-640-4 (34th season)

at UM: 960-373-3 (22nd season)

Friday: JR LHP Thomas Woodrey (4-1, 2.19 ERA)

Saturday: R-JR LHP Andy Suarez (4-0, 2.45 ERA)

Sunday: JR RHP Enrique Sosa (5-3, 2.91 ERA)

VIRGINIA

22-14, 7-11 ACC

2014: 53-16, 22-8 ACC (second place, Coastal)

Last Game: April 15, 2015
3-2 win, William & Mary

Head Coach: Brian O'Connor (Creighton, 1993)

DI Career: 536-191-2 (12th season)

at UVA: 536-191-2 (12th season)

Friday: JR LHP Nathan Kirby (5-2, 2.40 ERA)

Saturday: SO RHP Connor Jones (4-2, 3.83 ERA)

Sunday: JR LHP Brandon Waddell (2-3, 4.20 ERA)

UM ATHLETICS COMMUNICATIONS

Camron Ghorbi (Miami, 2011)
c.ghorbi@miami.edu | @CamronGhorbi
(305) 284-3230 (office)
(786) 877-7329 (cell)



GAMES 39-41

CHARLOTTESVILLE, VA. (DAVENPORT FIELD)



#9 MIAMI HURRICANES (29-9, 14-4 ACC)

Head Coach: Jim Morris (Elon, 1973)

Career Division I Record: 1,464-640-4 (34th season) | Record at Miami: 960-373-3 (22nd season)



at

VIRGINIA CAVALIERS (22-14, 7-11 ACC)

Head Coach: Brian O'Connor (Creighton, 1993)

Career Division I Record: 536-191-2 (12th season) | Record at UVA: 536-191-2 (12th season)

WEEKEND SERIES STORYLINES & NOTABLES

- Coming off a **perfect 9-0** homestand, No. 9 Miami travels to Charlottesville, Va., for a weekend series against host **Virginia**.
- Miami is ranked in the **top 10 of every college baseball poll**. The Hurricanes check in at #6 in *Perfect Game's* top 25, #6 in *Collegiate Baseball Newspaper*, #9 by *Baseball America*, #9 by NCBWA, #9 in the Coaches' Poll & #10 by *D1Baseball.com*.
- The Hurricanes have a **five-game lead** in the ACC's **Coastal Division** with a **14-4 ACC record**; Miami is **29-9 overall**.
- Miami trails the all-time series against Virginia by a narrow **20-21 margin**, and has a **9-9 mark** in games played at Virginia.
- The Hurricanes have a **22-2 home record in 2015**, and have won **nine straight home series** dating back to **March 2014**.
- Miami has won **38 of its last 48 ACC contests** dating back to the start of 2014, good for a **.792 winning percentage**.
- Based on the latest rankings from *WarrenNolan.com*, Miami has the **#2 RPI** nationwide and the **#5 strength of schedule**.
- Jim Morris became just the **eighth coach in Division I baseball history** to accumulate **1,400 wins** last year. With a 9-5 win over Louisville in March 2015, Morris moved into **seventh in all-time wins (1,445)** for a coach at a four-year college.
- Junior **David Thompson** was named to the **USA Baseball Golden Spikes Award** 60-man Midseason Watch List last week.
- Junior lefthander **Thomas Woodrey** has tossed at least **6.0 innings** in each of his **eight starts** this season (**49.1 innings**).
- Willie Abreu hit a **home run** in a midweek game against UCF to bump UM's season total to **30**; UM had **25 homers** in 2014.
- Miami captured the **2014 ACC Baseball Regular Season Championship**, finishing atop the ACC with a **24-6 record**.
- Miami's streak of **42 consecutive NCAA postseason appearances** is the longest active streak in Division I athletics.

PROJECTED STARTERS



Game 1:
LHP Thomas Woodrey
4-1, 2.19 ERA



Game 2:
LHP Andy Suarez
4-0, 2.45 ERA



Game 2:
RHP Enrique Sosa
5-3, 3.91 ERA

POTENTIAL STARTING LINEUP

Pos.	#	Player	AVG	AB	R	H	2B	3B	HR	RBI	SB-SBA
C	40	Garrett Kennedy	.382	110	26	42	7	1	4	26	0-0
1B	17	Christopher Barr	.281	96	16	27	5	1	0	8	6-6
2B	7	George Iskenderian	.365	148	40	54	7	1	2	33	14-14
SS	51	Brandon Lopez	.310	58	8	18	2	1	0	11	0-0
3B	8	David Thompson	.352	145	30	51	12	2	10	48	1-3
LF	45	Carl Chester	.264	144	26	38	5	1	4	17	10-13
CF	2	Ricky Eusebio	.293	133	41	39	8	2	2	16	12-14
RF	13	Willie Abreu	.276	127	25	35	5	0	2	24	4-4
DH	0	Zack Collins	.275	131	31	36	6	3	5	23	6-6

UNIVERSITY INFORMATION

Location	Coral Gables, Fla.
Enrollment	15,629
Founded	1925
Nickname	Hurricanes
Colors	Orange (PMS 1665), Green (PMS 3435) and White
President	Donna E. Shalala
Athletics Director	Blake James
Conference	Atlantic Coast Conference
Stadium / Capacity	Alex Rodriguez Park at Mark Light Field / 4,999

BASEBALL COACHING / SUPPORT STAFF

Head Coach	Jim Morris
Record at Miami / Seasons	960-373-3 (.717) / 21
Career Division I Record / Seasons	1,464-640-4 (.694) / 33
Career Coaching Record / Seasons	1,595-680-4 (.698) / 37

Assistant Coach / Recruiting Coordinator / Hitting	Gino DiMare (Miami, 1998)
Assistant Coach / Pitching	J.D. Arteaga (Miami, 2002)
Assistant Coach / Catchers	Michael DeLucia (Campbell, 2013)

Strength & Conditioning Coach	Brian Gabriel (Incarnate Word, 1996)
Athletic Trainer	Kenny Johnson (FIU, 2009)
Director of Baseball Operations / Camps	Robert "G.M." McDaniel (FIU, 2003)

PROGRAM HISTORY

First Year of Baseball	1940
All-Time Program Record	2,434-982-18 (.708)
College World Series Appearances / Last	23 / 2008
College World Series Record	47-38 (.553)
NCAA Regional Appearances/ Last	43 / 2014
NCAA Regional Record	119-43 (.734)
Last Postseason Opponent	Texas Tech / 2014 Coral Gables Regional

TEAM INFORMATION

2014 Overall Record	44-19
2014 ACC Record / Finish	24 - 6 / 1st Place (Coastal Division, ACC)
Letterwinners Returning / Lost	21 / 12

POSTSEASON HISTORY

National Championships: 4 (1982, 1985, 1999, 2001)
ACC Championships: 1 (2008)
College World Series Appearances: 23 (1974, 1978, 1979, 1980, 1981, 1982, 1984, 1985, 1986, 1988, 1989, 1992, 1994, 1995, 1996, 1997, 1998, 1999, 2001, 2003, 2004, 2006, 2008)
Super Regional Appearances: 10 (1999, 2000, 2001, 2002, 2003, 2004, 2005, 2006, 2008, 2010)
Super Regional Titles: 6 (1999, 2001, 2003, 2004, 2006, 2008)
NCAA Regional Appearances: 43 (1971, 1973, 1974, 1975, 1976, 1977, 1978, 1979, 1980, 1981, 1982, 1983, 1984, 1985, 1986, 1987, 1988, 1989, 1990, 1991, 1992, 1993, 1994, 1995, 1996, 1997, 1998, 1999, 2000, 2001, 2002, 2003, 2004, 2005, 2006, 2007, 2008, 2009, 2010, 2011, 2012, 2013, 2014)
NCAA Regional Titles: 27 (1974, 1978, 1979, 1980, 1981, 1982, 1984, 1985, 1986, 1988, 1989, 1992, 1994, 1995, 1996, 1997, 1998, 1999, 2001, 2002, 2003, 2004, 2005, 2006, 2008, 2010)

2015 SCHEDULE (29-9, 14-4 ACC)

FEBRUARY (8-3)

DATE	DAY	OPPONENT	TIME (ET)	RESULT
Feb. 13	Friday	RUTGERS	7:00 p.m.	W (5-2)
Feb. 14	Saturday	RUTGERS (G1)	2:00 p.m.	W (9-5)
Feb. 14	Saturday	RUTGERS (G2)	7:00 p.m.	W (9-3)
Feb. 15	Sunday	RUTGERS	1:00 p.m.	W (25-4)
Feb. 18	Wednesday	at FAU	6:30 p.m.	L (3-5)
Feb. 20	Friday	at Florida	7:00 p.m.	L (3-4)
Feb. 21	Saturday	at Florida	7:30 p.m.	W (7-2)
Feb. 22	Sunday	at Florida	1:00 p.m.	L (1-2)
Feb. 25	Wednesday	BARRY	6:00 p.m.	W (5-3)
Feb. 27	Friday	WRIGHT STATE	7:00 p.m.	W (8-7)
Feb. 28	Saturday	WRIGHT STATE	7:00 p.m.	W (4-3)

MARCH (12-6)

DATE	DAY	OPPONENT	TIME (ET)	RESULT
March 1	Sunday	WRIGHT STATE	1:00 p.m.	L (6-12)
March 3	Tuesday	at Miami Marlins (<i>exhibition</i>)	1:05 p.m.	L (1-7)
March 4	Wednesday	FGCU	6:00 p.m.	W (7-3)
March 7	Saturday	at Louisville* (G1)	1:00 p.m.	L (6-9)
March 7	Saturday	at Louisville* (G2)	4:10 p.m.	W (9-5)
March 8	Sunday	at Louisville*	1:00 p.m.	L (4-5)
March 10	Tuesday	at FGCU	6:30 p.m.	W (15-4)
March 11	Wednesday	STETSON	6:00 p.m.	W (7-0)
March 13	Friday	NC STATE*	7:00 p.m.	W (3-2) (10)
March 14	Saturday	NC STATE*	7:00 p.m.	W (9-2)
March 15	Sunday	NC STATE*	1:00 p.m.	W (6-0)
March 17	Tuesday	ARMY	6:00 p.m.	W (9-1)
March 20	Friday	at Wake Forest*	6:00 p.m.	W (15-2)
March 21	Saturday	at Wake Forest*	4:00 p.m.	W (12-7)
March 22	Sunday	at Wake Forest*	1:00 p.m.	L (4-10)
March 25	Wednesday	FGCU	6:00 p.m.	L (1-8)
March 27	Friday	at North Carolina*	6:30 p.m.	W (4-3)
March 28	Saturday	at North Carolina*	3:00 p.m.	W (4-3) (11)
March 29	Sunday	at North Carolina*	1:00 p.m.	L (3-10)

APRIL (9-0)

DATE	DAY	OPPONENT	TIME (ET)	RESULT
April 1	Wednesday	BETHUNE-COOKMAN	6:00 p.m.	W (13-3)
April 3	Friday	DUKE*	7:00 p.m.	W (4-3)
April 4	Saturday	DUKE*	7:00 p.m.	W (3-2)
April 5	Sunday	DUKE*	1:00 p.m.	W (10-0)
April 8	Wednesday	FAU	6:00 p.m.	W (4-3) (10)
April 10	Friday	VIRGINIA TECH*	7:00 p.m.	W (11-1)
April 11	Saturday	VIRGINIA TECH*	7:00 p.m.	W (14-4)
April 12	Sunday	VIRGINIA TECH*	1:00 p.m.	W (9-1)
April 15	Wednesday	UCF	6:00 p.m.	W (4-2)
April 17	Friday	at Virginia*	6:00 p.m.	
April 18	Saturday	at Virginia*	4:00 p.m.	
April 19	Sunday	at Virginia*	1:00 p.m.	
April 22	Wednesday	FAU	6:00 p.m.	
April 24	Friday	FLORIDA STATE*	7:00 p.m.	
April 25	Saturday	FLORIDA STATE*	7:00 p.m.	
April 26	Sunday	FLORIDA STATE*	1:00 p.m.	

MAY (0-0)

DATE	DAY	OPPONENT	TIME (ET)	RESULT
May 2	Saturday	at Pittsburgh* (G1)	1:00 p.m.	
May 2	Saturday	at Pittsburgh* (G2)	7:00 p.m.	
May 3	Sunday	at Pittsburgh	1:00 p.m.	
May 6	Wednesday	BETHUNE-COOKMAN	6:00 p.m.	
May 8	Friday	NEW YORK TECH	7:00 p.m.	
May 9	Saturday	NEW YORK TECH	7:00 p.m.	
May 10	Sunday	NEW YORK TECH	1:00 p.m.	
May 14	Thursday	GEORGIA TECH*	7:00 p.m.	
May 15	Friday	GEORGIA TECH*	7:00 p.m.	
May 16	Saturday	GEORGIA TECH*	1:00 p.m.	

May 20-24 2015 ACC Championship (Durham, N.C.)
 May 30 - June 25 2015 NCAA Baseball Championship

U BASEBALL

2015 UNIVERSITY OF MIAMI BASEBALL ROSTER

No.	Name	Pos.	B/T	HT.	WT.	Year	Hometown / High School / Previous School
0	Zack Collins	C	L/R	6-3	220	Soph.	Pembroke Pines, Fla. / American Heritage
2	Ricky Eusebio	OF	R/R	5-11	195	Jr.	Homestead, Fla. / Gulliver Prep
4	Johnny Ruiz	INF	L/R	5-11	195	Soph.	Coral Gables, Fla. / Westminster Christian
7	George Iskenderian	INF	R/R	6-0	190	Jr.	Englewood Cliffs, N.J. / Don Bosco Prep (Indian River CC)
8	David Thompson	3B	R/R	6-2	220	Jr.	Miami, Fla. / Westminster Christian
10	Justin Smith	OF	R/R	6-2	205	Fr.	St. John's, Fla. / Bartram Trail
13	Willie Abreu	OF	L/L	6-4	225	Soph.	Hialeah, Fla. / Mater Academy
14	Danny Garcia	LHP	L/L	6-1	195	Soph.	Miami, Fla. / Westwood Christian
17	Christopher Barr	1B/OF	L/L	6-1	200	Soph.	Royal Palm Beach, Fla. / Royal Palm Beach
18	Michael Mediavilla	LHP	L/L	6-5	225	Fr.	Hialeah, Fla. / Mater Academy
19	Bryan Garcia	RHP	R/R	6-1	205	Soph.	Miami, Fla. / Christopher Columbus
22	Luke Spangler	LHP	L/L	6-0	160	Fr.	Cape Coral, Fla. / Cape Coral
24	Jacob Heyward	OF	R/R	6-3	201	Soph.	McDonough, Ga. / Eagle's Landing Christian
27	Ryan Otero	RHP	R/R	6-5	205	R-Jr.	Coral Gables, Fla. / Ransom Everglades School
28	Malik Rosier	OF	R/R	6-3	213	Fr.	Mobile, Ala. / Faith Academy
30	Andrew Suarez	LHP	L/L	6-2	205	R-Jr.	Miami, Fla. / Christopher Columbus
31	Sam Abrams	RHP	R/R	5-9	175	Sr.	Miami, Fla. / Killian
32	Andy Honiotes	RHP	R/R	6-3	190	Fr.	Geneva, Ill. / Geneva Community
34	Derik Beauprez	RHP	L/R	6-5	233	Soph.	Cherry Hills Village, Colo. / Cherry Creek
35	Devin Meyer	RHP	L/R	6-3	180	Fr.	Coral Springs, Fla. / Coral Springs Christian Academy
37	Keven Pimentel	RHP	R/R	6-3	224	Fr.	Huntington Station, N.Y. / Montverde Academy
38	Daniel Briggi	RHP	R/R	6-0	190	Sr.	Croton, N.Y. / Hendrick Hudson
39	Cooper Hammond	RHP	R/R	6-3	205	Soph.	Venice, Fla. / Venice Senior
40	Garrett Kennedy	C	L/R	6-1	210	Sr.	Davie, Fla. / Archbishop McCarthy
42	Edgar Michelangeli	INF	R/R	6-1	210	R-Soph.	Miami, Fla. / Florida Christian
43	Thomas Woodrey	LHP	L/L	6-3	205	Jr.	Lighthouse Point, Fla. / Cardinal Gibbons
44	Peter Crocitto	1B	R/R	6-0	205	Fr.	Palm City, Fla. / South Fork
45	Carl Chester	OF	R/R	6-0	190	Fr.	Longwood, Fla. / Lake Brantley
47	Enrique Sosa	RHP	R/R	5-10	180	Jr.	Panama City, Panama / Acad. Interamericana de Panama
49	Daniel Epstein	LHP	L/L	6-0	160	Fr.	Weston, Fla. / University School
51	Brandon Lopez	SS	R/R	6-1	190	Jr.	Miramar, Fla. / American Heritage
52	Daniel Sayles	LHP	L/L	6-4	212	Sr.	Wauwatosa, Wisc / Wauwatosa E / Sac. City College
55	Jesse Lepore	RHP	R/R	6-4	210	Fr.	Beverly Hills, Fla. / Trinity Catholic

Head Coach: Jim Morris, Elon (1973), 22nd season

Assistant Coaches: Gino DiMare, Miami (1998), 16th season

J.D. Arteaga, Miami (2002), 13th season

Michael DeLucia, Campbell (2013), 1st season

Strength & Conditioning Coach: Brian Gabriel, Incarnate Word (1996), 2nd season

Director of Baseball Operations & Camps: Robert McDaniel, FIU (2003), 15th season

Athletic Trainer: Kenny Johnson, FIU (2009), 3rd season

PRONUNCIATION GUIDE

Willie Abreu	uh-BRAY-oo
Derik Beauprez	boh-PRAY
Peter Crocitto	cruh-SHEE-toe
Ricky Eusebio	you-SAY-bee-oh
George Iskenderian	ehsk-in-DARE-ee-an
Jesse Lepore	le-POOR-ee
Michael Mediavilla	med-ee-uh-VEE-yuh
Edgar Michelangeli	my-cuh-LANJ-uh-lee
Keven Pimentel	pim-ehn-TELL
Malik Rosier	ro-ZHEER

3 JIM MORRIS HEAD COACH

THE HURRICANES SKIPPER

1999 & 2001 National Coach of the Year (*Collegiate Baseball*)
1999 & 2001 National Coach of the year (*ABCA*)
1994 Coach of the Year (*Baseball America*)
2008 ACC Coach of the Year

Entering his 22nd season at Miami, few programs have qualified for the College World Series as much as Jim Morris and his Hurricanes. Miami, which has qualified for the NCAA Tournament an NCAA-record 42 consecutive years, has made it to Omaha in 11 of Morris' 21 seasons in Coral Gables. Morris set an NCAA record for guiding a program to the CWS in each of his first six years at UM. In addition, Morris won a record 13 consecutive NCAA Regionals from 1994-2006.

Morris has directed the Hurricanes to a 960-373-3 (.717) mark since arriving in 1994. Including his 12 seasons at Georgia Tech (1982-93), Morris has forged a 1,464-640-4 (.694) Division I record in 33 years as a head coach. Overall, Morris has been the head coach at the collegiate level for 36 seasons, spending the first four at DeKalb (Ga.) C.C. (now Georgia Perimeter College) from 1976-79, and has recorded a 1,595-680-4 (.698) mark.

In addition to carrying on Miami's great baseball reputation in the last 20 years, Morris personally led the charge in the construction of Alex Rodriguez Park, and logged hundreds of hours raising funds for the stadium project.

MORRIS IS A REGIONAL REGULAR

Jim Morris earned his 30th consecutive NCAA regional bid in 2014 when he guided the Canes to one of 16 host spots in the tournament. He has led Miami to a regional in each of his 21 seasons (1994-2014), winning 15 of those appearances. The 13 consecutive regional championships (1994-2006) was an NCAA record. He also went to nine straight regionals from 1985-93 with Georgia Tech. Additionally, Miami has advanced to nine Super Regionals under Morris.

Affectionately known as "3" by those surrounding the UM program, Morris led the 2014 Hurricanes to their 42nd-straight NCAA Tournament. Despite six signees being drafted in the 2013 MLB Draft, the Hurricanes reeled in a top-five recruiting class by national publications, with Zack Collins named *Baseball America* National Freshman of the Year under his direction in 2014.

MORRIS IN 36th SEASON AS HEAD COACH

Morris entered 2015 as the fourth-winningest active coach in Division I baseball with 1,435 wins. He wasted little time in moving up the record books, moving into sole possession of eighth place in all-time wins (1,439) on Feb. 15 with a 25-4 win over Rutgers and then seventh place with a 9-5 win over Louisville on March 7 (1,445).

Morris won his 1,500th game as a head coach in Miami's 4-1 upset of No. 1 North Carolina on March 15, 2013 in Chapel Hill, N.C.

Morris reached two coaching milestones in the first half of the 2014 season. He became just the eighth Division I coach to reach 1,400 wins in a 5-2 win over Boston College on March 8, and won his 900th game at Miami in a 7-1 upset of No. 3 Virginia on March 22.

Morris notched his milestone 1,000th win against Georgia Tech, with a 16-13 victory on April 4, 2004. Thirteen days later, he notched win No. 500 at Miami with a 7-3 win



against Florida State on April 17. Morris' 1,000th win as a head coach, including time at DeKalb College, came in a 5-3 win over Northeastern in March 2001.

MAJOR LEAGUE GUIDANCE

Over 150 professional baseball players have played under Morris during their college careers at Miami, Georgia Tech and DeKalb.

Among the players Morris coached at Miami that went on to play in the Major Leagues were Yonder Alonso (San Diego), Ryan Braun (Milwaukee), Pat Burrell (Tampa Bay), Alex Cora (New York Mets), Yasmani Grandal (San Diego), Bobby Hill (San Diego), Aubrey Huff (Detroit), Ryan Jackson (St. Louis), Chris Perez (Cleveland), Cesar Carrillo (San Diego), Brian Barton (St. Louis), Eddy Rodriguez (San Diego), Gaby Sanchez (Florida), Blake Tekotte (Chicago White Sox), Charlton Jimerson (Houston), Jay Tessmer (New York Yankees), Danny Valencia (Minnesota Twins), Jon Jay (St. Louis), Danny Graves (Cincinnati) and Jason Michaels (Houston).

Standout players under Morris from his days at Georgia Tech were Nomar Garciaparra (Los Angeles Dodgers), Jay Payton (Oakland A's) and Jason Varitek (Boston Red Sox).

Morris has also enjoyed success on the International scene. From 1989-90, Morris served as head coach of the USA Baseball team that won a Silver Medal in the 1989 Presidential Cup (Taiwan), Bronze Medal at the Goodwill Games and the 1990 International Baseball Association (IBA) World All-Star Game in Atlanta. In 1987, Morris served as pitching coach under Ron Fraser at the Pan American Games (Silver Medal).

FAMILY MAN

Coach Morris and his wife Nhan live in Miami with their three-year old son, James W. Morris IV (Will).

WEEKEND NEWS & NOTES

HIT THE ROAD

- After finishing off a **nine-game homestand** with a 4-2 win over #19 UCF, No. 9 Miami travels to Charlottesville, Va., for an **ACC series against host Virginia** at Davenport Field beginning Friday.
- Miami trails the **all-time series** by a narrow **21-22 margin**, and is **9-9 all-time in games played in Charlottesville**. The Hurricanes **dropped two of three** against the Cavaliers last year in Coral Gables.
- The Hurricanes carry a **five-game lead** in the ACC's **Coastal Division** into the weekend. Miami is **5-4 in road ACC games** this season, and **has won five straight ACC series overall**.
- Virginia is **22-14 overall** this season and **7-11 in the ACC**. The Cavaliers, last year's national runner-up, **topped William & Mary** Wednesday but **dropped a road series** last weekend at **Georgia Tech**.

SAVING THE BEST FOR LAST

- Senior **Garrett Kennedy** has been one of Miami's top contributors in his final season, hitting for a **team-best .382** in 30 starts in 2015.
- Kennedy, who **batted just .231 in his junior season**, was bumped to the **No. 2 spot** in the lineup prior to the April 4 game vs. Duke. He responded with **back-to-back three-hit games** against the Blue Devils, and has hit a **team-best .500** (14-for-28) with **nine runs** since moving up in the lineup.
- Miami finished **4-0 last week**, and **Kennedy hit .412** (7-for-17) with a **team-high seven hits** and six runs.
- Kennedy has already set **career high in hits** (42), **runs** (26), **doubles** (seven), **triples** (one), **home runs** (four) & **RBI** (26). Through this point last season, Kennedy was batting just **.202** (18-for-89) with **two home runs** and **12 RBI**.

HEATING UP

- Over the **past five games**, junior third baseman **David Thompson** is hitting **.412** with **seven hits**, five runs and four RBI. He has **seven RBI** over that stretch with **four walks** and a **.583 OBP**.
- Over the past 10 games, junior second baseman **George Iskenderian** is hitting **.425** with team-high totals of **17 hits** and **13 runs**. He is **6-for-6** on steal attempts over that stretch.
- Junior lefthander **Thomas Woodrey** has tossed at least **6.0 innings in all eight of his starts** - he has allowed **two earned runs or fewer in seven of his eight starts** on the mound.

STRIKE EARLY, STRIKE OFTEN

- **114** of Miami's **275 runs** scored this season (**41.5%**) have come in the **first three innings** of the game - Miami is **20-3 when scoring first** in 2015. The Hurricanes have a **9-6 record** in games when opponent scores first.
- The Hurricanes have jumped over pitching at home this season, outscoring opponents **77-32** in the first three innings of games played at Mark Light Field.
- Miami's **.303 team batting average** to open the week was the **second-best mark** in the **ACC** and the **20th-best nationwide**. The Hurricanes' **.411 on-base percentage** to open the week was the **fourth-best mark nationwide**.
- When scoring in the **first inning**, Miami has a **12-2 record**. When its opponent scores in the first inning, Miami is 6-6.

ACC STANDINGS

ATLANTIC	ACC	OVERALL
Louisville	16-2	27-9
Florida State	11-7	27-12
Wake Forest	9-9	22-16
Notre Dame	9-9	24-11
Clemson	9-9	20-18
NC State	8-9	20-14
Boston College	6-11	18-18

COASTAL	ACC	OVERALL
MIAMI	14-4	29-9
Georgia Tech	9-9	24-12
North Carolina	9-9	23-14
Virginia	7-11	22-14
Virginia Tech	7-11	18-20
Pittsburgh	6-12	14-21
Duke	5-13	22-15

ACC RECORDS: YEAR-BY-YEAR

Year	Record	Finish (ACC/Div.)
2014	24-6	1st / 1st Coastal
2013	14-16	8th / 5th Coastal
2012	16-14	5th / 3rd Coastal
2011	19-10	4th / 4th Coastal
2010	20-10	3rd / 3rd Coastal
2009	18-12	5th / 3rd Coastal
2008	23-5	1st / 1st Coastal
2007	17-13	5th / 3rd Coastal
2006	17-13	5th / 4th Coastal
2005	19-10-1	3rd Place (no div.)

IN THE POLLS

Perfect Game: #6
Collegiate Baseball Newspaper: #6
Baseball America: #9
 NCBWA: #9
USA Today Coaches' Poll: #9
D1Baseball.com: #10

WINNINGEST ACTIVE COACHES (ENTERING 2015)

- 1) Augie Garrido (Texas) - 1,920
- 2) Mike Martin (Florida State) - 1,813
- 3) Mark Marquess (Stanford) - 1,530
- 4) Jim Morris (Miami) - 1,435
- 5) Jack Leggett (Clemson) - 1,300

BASEBALL AMERICA T-25

- 1) Texas A&M (SEC)
- 2) Louisiana State (SEC)
- 3) UCLA (Pac 12)
- 4) ***Louisville * (ACC)***
- 5) Vanderbilt (SEC)
- 6) TCU (Big 12)
- 7) Arizona State (Pac 12)
- 8) ***Florida (SEC)***
- 9) ***MIAMI * (ACC)***
- 10) Southern California (Pac 12)
- 11) UC Santa Barbara (Big West)
- 12) Illinois (Big 10)
- 13) ***Florida State * (ACC)***
- 14) Missouri (SEC)
- 15) Missouri State (MVC)
- 16) Dallas Baptist (MVC)
- 17) Oklahoma State (Big 12)
- 18) Coastal Carolina (Big South)
- 19) UCF (The American)
- 20) Iowa (Big 10)
- 21) ***FAU (Conference USA)***
- 22) College of Charleston (CAA)
- 23) ***North Carolina * (ACC)***
- 24) Maryland (Big 10)
- 25) Texas Tech (Big 12)

bold italics indicates 2015 opponent

PRESEASON ALL-AMERICANS

Zack Collins

- Golden Spikes Award Watch
- *Baseball America* (1st Team)
- *Collegiate Baseball* (1st)
- *D1Baseball.com* (1st)
- *Perfect Game* (1st)

Bryan Garcia

- Stopper of the Year Watch
- NCBWA (1st Team)
- *Collegiate Baseball* (2nd)
- *Perfect Game* (3rd)

Andrew Suarez

- *Golden Spikes Award Watch*
- *Collegiate Baseball* (2nd Team)

David Thompson

- *Baseball America* (2nd Team)

WEEKEND NEWS & NOTES

MILESTONES FOR MORRIS

- After leading his team to a 44-19 record in 2014, **head coach Jim Morris moved into ninth place** all-time in college baseball history (regardless of Division, four-year colleges) with 1,435 wins.
- Morris **wasted little time in moving up** that list in 2015, taking over **sole possession of eighth place** when Miami topped Rutgers 25-4 on Feb. 15, 2015 - his 1,439th win as head coach. **He moved into seventh place (1,445) when Miami beat Louisville on March 7.**
- Morris ranks as the **fourth-winningest** among active **Division I coaches by career victories (1,464)** and **fifth** in winning percentage (.694). He is also the **second-winningest coach in ACC history.**
- Morris became just the **eighth coach in the history of Division I baseball** to accumulate **1,400 wins when Miami beat Boston College 5-2 on March 8, 2014.**

SHUT THEM DOWN

- Miami's bullpen has recorded a **2.10 ERA in 146.0 combined innings this season**, and has been a key reason for UM's success.
- Among the Hurricanes' top arms out of the bullpen: sophomore All-American closer **Bryan Garcia** (1.54 ERA, eight saves), freshman lefthander **Michael Mediavilla** (1.89 ERA, 19 appearances, 24 Ks), senior walk-on **Daniel Briggs** (1.46 ERA, 21 Ks) and righthanded sidewinder **Cooper Hammond** (2.91, 19 appearances).
- Miami's staff ERA to open the week (3.02) **was the third-best mark in the ACC.**

THERE'S NO PLACE LIKE HOME

- Miami is off to a **22-2 start at home** through its first 24 games.
- UM finished the 2014 season with a **11-4 home record in ACC play**, and a **23-10 overall home record.** UM has won **nine straight home series** dating back to 2014, including all four series in 2015: Rutgers, Wright State, NC State, Duke and Virginia Tech.
- Miami is batting **.319 at home** with a **.434 on-base percentage.**
- Senior **Garrett Kennedy** is batting **.429 in 23 games at home**, with 30 hits, six doubles and 19 RBI. Junior **George Iskenderian** is batting **.378 at home** with 24 RBI and 26 runs scored.
- Miami's **staff ERA** is two **full runs better at home (2.27)** than on the road (4.28)

POWER SURGE

- After connecting for three homers vs. Virginia Tech, and adding another vs. UCF, Miami has **30 this season.** The Hurricanes had **25 homers** in all of 2014.
- **David Thompson** (10), **Zack Collins** (five), **Carl Chester** (four), **Garrett Kennedy** (four), **George Iskenderian** (two) and **Ricky Eusebio** (two) lead Miami with multiple home runs this season.

RON FRASER STATUE DEDICATION DATE SET

- The **Ron Fraser Statue Dedication & Unveiling** is set for **Friday, April 24 at 4 p.m.** on the DiMare Champions Plaza outside of Mark Light Field. The statue was sculpted by Zenos Frudakis.
- The statue dedication is **open to the public**, and **admission is free.** Tickets to the **7 p.m. Florida State game** that night are **expected to sell out.**

2014 RETURNING STAT LEADERS

OFFENSE

Average: Zack Collins (.298)
Games Played: Z. Collins / W. Abreu (61)
Games Started: Willie Abreu (59)
At Bats: Willie Abreu (220)
Runs: Zack Collins (32)
Hits: Zack Collins / Willie Abreu (61)
Doubles: Zack Collins (14)
Triples: Zack Collins (3)
Home Runs: Zack Collins (11)
Runs Batted In: Zack Collins (54)
Total Bases: Zack Collins (114)
SLG Percent.: Zack Collins (.556)
Walks: Zack Collins (42)
OB Percent.: Zack Collins (.427)
Stolen Bases: R. Eusebio / B. Lopez (6)

PITCHING

ERA (50+ IP): Bryan Garcia (1.75)
Wins: Bryan Garcia (7)
Losses: Bryan Garcia (4)
Appearances: Cooper Hammond (35)
Games Started: Andrew Suarez (16)
Complete Games: Andrew Suarez (1)
Saves: Bryan Garcia (15)
Innings Pitched: Andrew Suarez (109.2)
Hits Allowed: Andrew Suarez (108)
Runs Allowed: Andrew Suarez (46)
Ear. Runs Allowed: Andrew Suarez (36)
Walks: Bryan Garcia (19)
Strikeouts: Andrew Suarez (87)
Wild Pitches: Andrew Suarez (11)
B/AVG Against: Bryan Garcia (.220)

THE LAST TIME A HURRICANE...

Led Off Game with HR....	Carl Chester (3/21/2015 vs. Wake Forest)
Back-to-Back Games with Leadoff HR ...	Charlton Jimerson (6/09/2001, 6/11/2001)
Had Six Hits in a Game...	Mark Sobolewski (3/18/2008 vs. Cornell)
Five Hits...	Nathan Melendres (4/23/2011 vs. North Carolina)
Two Hits in One Inning...	Jason Hagerty (3/7/2008 vs. Boston College)
Hit Three HR's in a Game...	Scott Lawson (6/5/2010 vs. Texas A&M)
Two HR's...	David Thompson (3/20/2015 vs. Wake Forest)
Hit Two HR's in One Inning...	Kevin Brown (3/16/1999 vs. Ohio State)
Hit Pinch Hit HR...	Sebastian Diaz (5/2/2014 vs. Alabama St.)
Hit Inside the Park HR...	Paco Figueroa (5/8/2005 vs. Jacksonville)
Hit Grand Slam...	David Thompson (3/20/2015 vs. Wake Forest)
Hit for the Cycle...	Gaby Sanchez (5/2/2003 vs. Pace)
Record 10 RBI in One Game...	Kevin Brown (5/27/2001 vs. Stetson)
Nine RBI...	Chad Rupp (4/25/1998 vs. FSU)
Eight RBI...	Danny Valencia (4/9/2005 vs. Virginia)
Seven RBI...	David Thompson (3/20/2015 vs. Wake Forest)
Six RBI...	David Thompson (3/10/2015 vs. FGCU)

Threw CG Shutout...	Andrew Suarez (5/30/2014 vs. Bethune-Cookman)
Recorded Back-to-Back CG's...	David Gil (5/12/2000, 5/27/2000)
Recorded CG 1-Hit S/O...	J.D. Cockcroft (5/31/2003 vs. FAU)
Recorded a Perfect Game...	Javi Salas (3/4/2014 vs. Villanova)
Recorded a No-Hitter (non-PG)...	Alex Fernandez (3/18/1989 vs. Maine)
Struck Out 10 Batters...	Enrique Sosa (2/14/2015 vs. Rutgers)
Recorded Three-Pitch Inning...	Chris Hernandez (6/2/2010 vs. Florida)
Recorded Three Pickoffs in a Game...	Brian Walker (3/16/2001 vs. East Carolina)

WEEKEND NEWS & NOTES

PICKING UP WHERE HE LEFT OFF

• Then-freshman **Bryan Garcia** was named the team's closer just prior to the 2014 season opener and rewarded the coaching staff with an **All-American** campaign (NCBWA, third team).

• Garcia has **eight saves in 18 appearances**, and has **allowed just four earned runs in 23.1 innings**. He has 21 strikeouts on the year, and now has **23 career saves - sixth-most in UM history**.

• An **All-ACC Second Team** selection as a reliever, **Garcia set the Miami freshman saves record** and tied for **11th-most saves nationally** with 15 in 2014. He was a consensus Freshman All American first-team selection at reliever.

#CARDIACCANES

• Miami has played **11 one-run games in 2015**, and is 8-3 in those contests. The opening stretch continues a trend from last season for the Hurricanes, **who were 16-3 in one-run games in 2014**.

• George Iskenderian **walked it off** for UM vs. FAU (April 8) in extra innings, connecting on a winning single in the bottom of the 10th.

• Bryan Garcia earned **back-to-back saves** in wins over **Duke** (4-3, 3-2) to help clinch two one-run wins in a sweep for Miami last weekend.

• Miami won two one-run games against **UNC**, both by a final score of **4-3**, and both required late comebacks for the Hurricanes. David Thompson's solo homer vs. **NC State** in the **10th inning (March 13)** gave Miami its **third walk-off win** of the season.

• Miami picked up its **first two walk-off wins** of the 2015 season against **Wright State**, thanks Garrett Kennedy (HR) & Willie Abreu (1B).

HIGH EXPECTATIONS

• After capturing the **2014 ACC Regular Season Championship**, the Hurricanes entered 2015 ranked in the **top 15 of every major college baseball preseason poll**.

• Miami was also ranked No. 10 by *Perfect Game*, No. 14 by *Collegiate Baseball Newspaper*, No. 14 in the *USA Today* Coaches Poll and No. 14 by *D1Baseball.com*.

• The Hurricanes feature a number of **Preseason All-Americans**, including reigning **2014 ACC Freshman of the Year** Zack Collins (consensus), **All-ACC closer** Bryan Garcia and **Washington Nationals' second-rounder** & staff ace Andrew Suarez.

• Miami's recruiting class was **ranked No. 2 nationwide** by *Perfect Game*, and includes MLB Draft picks: **George Iskenderian** (34th round), OF **Carl Chester** (38th) and LHP **Michael Mediavilla** (40th).

DEATH, TAXES & THE NCAA POSTSEASON

• The Miami Hurricanes **extended their own college baseball record** with their **42nd consecutive trip** to the **NCAA postseason** in 2014. Miami **has not missed the postseason since 1973**.

• The Hurricanes' 42 straight trips to the NCAA postseason are the **longest active postseason streak** of any Division I program in any sport nationwide.

• Jim Morris has led teams to the **NCAA postseason in 30 straight years - all 21 years** at Miami and his final **nine years** at Georgia Tech. Miami **has not missed the postseason since 1972**.

• Miami is the **only school** in the state of **Florida** to have won a national championship; UM won titles in **1982, 1985, 1999 & 2001**.

PERFECT GAME T-25

- 1) Louisiana State (SEC)
- 2) Texas A&M (SEC)
- 3) ***Louisville*** * (ACC)
- 4) UCLA (Pac 12)
- 5) Arizona State (Pac 12)
- 6) **MIAMI** (ACC)
- 7) ***Florida*** (SEC)
- 8) Texas Christian (Big 12)
- 9) Vanderbilt (SEC)
- 10) UC-Santa Barbara (Big West)
- 11) Illinois (Big 10)
- 12) ***Florida State*** * (ACC)
- 13) Southern California (Pac 12)
- 14) ***Florida Atlantic*** (C-USA)
- 15) ***UCF*** (The American)
- 16) Dallas Baptist (MVC)
- 17) Oklahoma State (Big 12)
- 18) ***North Carolina*** * (ACC)
- 19) Nebraska (Big 10)
- 20) ***Virginia*** * (ACC)
- 21) Oregon State (Pac 12)
- 22) Maryland (Big 10)
- 23) Missouri State (MVC)
- 24) Missouri (SEC)
- 25) Iowa (Big 10)

bold italics indicates 2015 opponent

Dropped Out:

- South Carolina (SEC)
- Houston (The American)

MLB PLAYERS (since 1999)

- 1) Louisiana State - 45
- 2) Stanford - 41
- T-3) Arizona State - 36
- T-3) Long Beach State - 36
- T-5) MIAMI - 35**
- T-5) Cal State Fullerton - 35
- T-5) Southern California - 35

***** Miami's six players on 2015 Opening Day MLB rosters were tied for the fourth-most among all schools.**

GAMEWINNING HITS / RBI

- | | |
|------|---------------------------------------|
| 2/13 | Johnny Ruiz (1B) |
| 2/14 | Zack Collins (2B) |
| 2/15 | Ricky Eusebio (2B) |
| 2/21 | Brandon Lopez (1B) |
| 2/25 | Zack Collins (groundout) |
| 2/27 | Garrett Kennedy (HR) |
| 2/28 | Willie Abreu (1B) |
| 3/4 | George Iskenderian (groundout) |
| 3/7 | Zack Collins (2B) |
| 3/11 | Carl Chester (HR) |
| 3/13 | David Thompson (HR) |
| 3/14 | Christopher Barr (2B) |
| 3/17 | George Iskenderian (walk) |
| 3/20 | George Iskenderian (1B) |
| 3/21 | Carl Chester (HR) |
| 3/28 | Johnny Ruiz (1B) |
| 3/29 | Zack Collins (HR) |
| 4/3 | Garrett Kennedy (1B) |
| 4/4 | Zack Collins (HR) |
| 4/5 | Garrett Kennedy (1B) |
| 4/8 | George Iskenderian (1B) |
| 4/10 | George Iskenderian (1B) |
| 4/11 | Zack Collins (HR) |
| 4/12 | Willie Abreu (1B) |
| 4/15 | Garrett Kennedy (1B) |

HOME RUN TRACKER

- | | |
|------|---------------------------------|
| 2/15 | David Thompson (3-R) |
| 2/15 | Malik Rosier (solo) |
| 2/19 | Carl Chester (solo) |
| 2/21 | Zack Collins (3-R) |
| 2/27 | Garrett Kennedy (2-R) |
| 3/1 | Carl Chester (solo) |
| 3/4 | Zack Collins (solo) |
| 3/10 | David Thompson (2-R) |
| 3/10 | Willie Abreu (2-R) |
| 3/11 | Carl Chester (solo) |
| 3/13 | David Thompson (solo) |
| 3/13 | George Iskenderian (2-R) |
| 3/15 | David Thompson (2-R) |
| 3/17 | David Thompson (solo) |
| 3/17 | David Thompson (slam) |
| 3/17 | George Iskenderian (2-R) |
| 3/20 | David Thompson (slam) |
| 3/20 | Garrett Kennedy (2-R) |
| 3/20 | Ricky Eusebio (solo) |
| 3/20 | David Thompson (2-R) |
| 3/21 | Carl Chester (solo) |
| 3/20 | Garrett Kennedy (3-R) |
| 3/27 | Ricky Eusebio (solo) |
| 3/28 | Zack Collins (solo) |
| 4/4 | Zack Collins (solo) |
| 4/5 | David Thompson (3-R) |
| 4/10 | Garrett Kennedy (2-R) |
| 4/11 | Zack Collins (solo) |
| 4/12 | David Thompson (3-R) |
| 4/14 | Willie Abreu (solo) |

2015 MIAMI HURRICANES PHOTO ROSTER / SPOTTING CHART



#0 Zack Collins



#2 Ricky Eusebio



#4 Johnny Ruiz



#7 George Iskenderian



#8 David Thompson



#10 Justin Smith



#13 Willie Abreu



#14 Danny Garcia



#17 Christopher Barr



#18 Michael Mediavilla



#19 Bryan Garcia



#22 Luke Spangler



#24 Jacob Heyward



#27 Ryan Otero



#28 Malik Rosier




#30 Andrew Suarez



#31 Sam Abrams



#32 Andy Honiotes



#34 Derik Beauprez



#35 Devin Meyer




#37 Keven Pimentel



#38 Daniel Braggi



#39 Cooper Hammond



#40 Garrett Kennedy



#42 Edgar Michelangeli



#43 Thomas Woodrey




#44 Peter Crocitto



#45 Carl Chester



#47 Enrique Sosa



#49 Daniel Epstein



#51 Brandon Lopez



#52 Daniel Sayles



#55 Jesse Lepore

2015 MIAMI HURRICANES BASEBALL PLAYER PROFILES

PITCHER PROFILES

31 • SAM ABRAMS

RHP

6-9 • 185 • SR • Miami, FL • Killian

- One of team's standout performers through first half of 2015
- Tossed 2.1 innings in relief last time out vs. UNC (3/29)
- Allowed one run in 3.1 innings in relief vs. NCST (3/13)
- Has started grad school at Miami for final year of eligibility
- Provides different look out of bullpen with sidearm delivery
- Local product, who carried a perfect 4.0 GPA in high school

CAREER STATISTICS

YEAR	ERA	W-L	APP	IP	H	R	ER	BB	SO	B/AVG
2015	2.25	0-0	5	8.0	9	2	2	6	2	.300
2014	6.75	0-0	4	2.2	3	2	2	0	3	.300
2013	10.80	0-0	3	1.2	1	2	2	2	2	.200
2011	3.72	0-0	7	9.2	9	5	4	4	5	.243

CAREER 4.09 0-0 19 22.0 22 11 10 12 12

CAREER HIGHS

Innings: 3.2, vs. Florida, 3/26/2011
 Hits: 5, vs. NC State, 3/3/2015
 Runs: 4, vs. Georgia Tech, 3/26/2011
 Earned Runs: 4, vs. Georgia Tech, 3/26/2011
 Strikeouts: 2, twice
 Walks: 3, vs. NC State, 3/3/2015

2015: GAME-BY-GAME (0-0)

DATE	OPP.	GS	W-L	IP	H	R	ER	BB	SO	NP
2/14	Rutgers-2	--	0-0	0	0	0	0	1	0	6
3/7	@Louisville-1	--	1-1	1	0	0	1	0	20	
3/13	NC State	--	3-1	5	1	1	3	1	54	
3/15	NC State	--	1-0	0	0	0	0	0	6	
3/29	@UNC	--	2-1	3	1	1	1	1	48	
4/10	Va. Tech	--	2-0	1	0	0	1	5	37	

34 • DERIK BEAUPREZ

RHP

6-5 • 233 • SO • Cherry Hills Vill., CO • Cherry Creek

- Pitched scoreless inning of relief last time out vs. Vtech (4/11)
- Tossed scoreless inning vs. Wake (3/20) with two Ks, two BBs
- Lasted just 2.0 innings in last game started vs. Louisville (3/8)
- Struggled vs. Wright State, allowed career-high 6R in 1.1IP (3/1)
- Drafted in 25th round of 2013 MLB Draft by Boston Red Sox
- Ranked No. 128 high school senior nationwide by *Perfect Game*
- Back-to-back first-team All-Colo-Colorado from *Denver Post* (2012-13)

CAREER STATISTICS

YEAR	ERA	W-L	APP	IP	H	R	ER	BB	SO	B/AVG
2015	9.82	1-1	10	14.2	17	16	16	17	15	.283
2014	0.83	1-0	6	21.2	13	2	2	8	17	.167

CAREER 4.46 2-1 16 36.1 30 18 18 25 32 --

CAREER HIGHS

Innings: 5.0, vs. FGCU, 3/26/2014
 Hits: 6, vs. FAU, 2/18/2015
 Runs: 6, vs. Wright State, 3/1/2015
 Earned Runs: 6, vs. Wright State, 3/1/2015
 Strikeouts: 4, vs. FGCU, 3/26/2014
 Walks: 4, twice

2015: GAME-BY-GAME (1-1)

DATE	OPP.	GS	W-L	IP	H	R	ER	BB	SO	NP
2/13	Rutgers	--	1-2	0	0	0	0	0	2	27
2/15	Rutgers	W	2-0	3	1	1	0	1	1	37
2/17	@FAU	**	2-0	6	3	3	3	1	1	44
2/21	@Florida	--	2-1	1	0	0	1	2	30	
3/1	@Wright St.	**	L	1.1	3	6	6	3	3	46
3/8	@Louisville	--	2-0	4	4	4	4	2	57	
3/17	Army	--	1-0	0	0	0	0	0	7	
3/20	@Wake	--	1-0	0	0	0	2	2	31	
3/25	FGCU	--	1-1	0	0	0	3	2	33	
3/29	@UNC	--	0-0	0	2	2	3	0	14	
4/11	Va. Tech	--	1-0	0	0	0	0	0	2	11

38 • DANIEL BRIGGI

RHP

6-0 • 190 • SR • Croton, N.Y. • Hendrick Hudson

- Has been promoted to one of Miami's top RHPs out of bullpen
- Has not allowed a run in last six appearances (9.1 innings)
- Career-long 4.0 IP with career-high 6 K's in 1st W vs. FGCU (3/11)
- Senior walk-on, played club baseball for first three years at Miami
- Major is economics, will attend Miami med school after graduation

CAREER STATISTICS

YEAR	ERA	W-L	APP	IP	H	R	ER	BB	SO	B/AVG
2015	1.46	1-0	14	24.2	10	4	4	7	21	.123

CAREER HIGHS

Innings: 4.0, vs. FGCU, 3/11/2015
 Hits: 3, vs. FGCU, 3/25/2015
 Runs: 2, vs. Wake Forest, 3/22/2015
 Earned Runs: 2, vs. Wake Forest, 3/22/2015
 Strikeouts: 6, vs. FGCU, 3/11/2015
 Walks: 2, vs. Wake Forest, 3/22/2015

2015: GAME-BY-GAME (1-0)

DATE	OPP.	GS	W-L	IP	H	R	ER	BB	SO	NP
2/15	Rutgers	--	2-0	0	0	0	0	2	20	
3/1	Wright State	--	3-0	0	0	0	0	1	4	45
3/7	@Louisville-2	--	0-2	1	0	0	0	1	0	18
3/10	@FGCU	W	4-0	1	0	0	0	1	6	50
3/13	NC State	--	1-0	0	0	0	0	0	4	
3/14	NC State	--	1-0	1	1	1	1	0	16	
3/22	@Wake	--	2-0	1	2	2	2	1	30	
3/25	FGCU	--	1-2	3	1	1	0	1	29	
3/28	@UNC	--	3-0	2	0	0	0	0	43	
4/1	Bethune	--	2-0	1	0	0	0	2	25	
4/5	Duke	--	1-2	0	0	0	0	0	17	
4/8	FAU	--	0-2	0	0	0	0	1	9	
4/11	Va. Tech	--	1-0	0	0	0	0	2	15	
4/15	UCF	--	1-0	0	0	0	0	1	2	16

19 • BRYAN GARCIA

RHP

6-1 • 205 • SO • Miami, FL • Christopher Columbus

- Pitched clean ninth inning to earn save last time out vs. UCF (4/15)
- Second-lowest ERA (1.54) among all qualified UM pitchers
- Struck out the side, earned win in 1.0 IP relief vs. FAU (April 8)
- Ranks 3rd in ACC with 8 saves - has 23 career (6th in UM history)
- Earned first win of season in 8-7 walk-off victory vs. WSU (2/28)
- Named to '15 NCBWA Stopper of the Year Watch List (top closer)
- UM freshman record w/15 saves - NCBWA 3rd-Team All-American
- 10 of 15 saves in 2014 requires more than one inning of work
- Named 2013 Class 6A-8A Pitcher of the Year by *Miami Herald*

CAREER STATISTICS

YEAR	ERA	W-L	APP	IP	H	R	ER	BB	SO	B/AVG
2015	1.54	4-1	18	23.1	12	5	4	10	21	.160
2014	1.75	7-4	31	51.1	40	12	10	19	56	.220

CAREER 1.69 11-5 49 74.2 52 17 14 29 77 --

CAREER HIGHS

Innings: 3.0, vs. FGCU, 3/19/2014
 Hits: 3, eight times
 Runs: 2, twice
 Earned Runs: 2, twice
 Strikeouts: 4, twice
 Walks: 3, twice

2015: GAME-BY-GAME (4-1)

DATE	OPP.	GS	W-L	IP	H	R	ER	BB	SO	NP
2/13	Rutgers	--	1-0	1	0	0	0	0	0	11
2/17	@FAU	--	0-1	0	0	0	0	0	0	8
2/22	@Florida	--	1-2	0	0	0	0	1	1	14
2/25	Barry	--	1-0	0	0	0	0	2	14	
2/28	Wright State	W	1-0	0	0	0	0	1	11	
3/4	FGCU	--	1-1	3	1	1	0	1	21	
3/7	@Louisville-2	--	2-0	0	0	0	0	2	18	
3/8	@Louisville	L	1-1	1	1	0	3	1	35	
3/13	NC State	W	2-0	0	0	0	0	3	36	
3/15	NC State	--	2-0	0	0	0	0	1	23	
3/21	@Wake	--	1-1	1	0	0	0	0	10	
3/22	@Wake	--	0-2	1	1	1	1	0	11	
3/27	@UNC	--	1-0	1	0	0	1	1	21	
3/28	@UNC	W	2-0	3	2	2	3	1	42	
4/3	Duke	--	1-2	0	0	0	0	3	34	
4/4	Duke	--	1-0	1	0	0	1	0	21	
4/8	FAU	W	1-0	0	0	0	0	3	17	
4/15	UCF	--	1-0	0	0	0	0	1	12	

14 • DANNY GARCIA

LHP

6-1 • 195 • SO • Miami, FL • Westwood Christian

- Exited with no-decision after 5.1 IP (2 ER) vs. UCF (4/15)
- Leads all Miami starters with five wins and 56 strikeouts
- Has nine starts and three relief appearances in 2015
- Picked up second W of '15 with 5.0 IP, 2 R, 4 K's vs. FGCU (3/4)
- Earned first career win vs. Barry (2/25), career-long 7.2 IP, 9 K's
- Earned first-team All-Dade from *Miami Herald* last two HS seasons

CAREER STATISTICS

YEAR	ERA	W-L	APP	IP	H	R	ER	BB	SO	B/AVG
2015	3.02	5-1	12	59.2	61	23	20	13	56	.271
2014	6.30	0-1	11	20.0	22	16	14	10	18	.282

CAREER 3.84 5-1 23 79.2 83 39 34 23 74 --

CAREER HIGHS

Innings: 7.2, vs. Barry, 2/25/2015
 Hits: 11, vs. FGCU, 3/25/2015
 Runs: 7, vs. FGCU, 3/25/2015
 Earned Runs: 5, vs. FGCU, 3/25/2015
 Strikeouts: 11, vs. Stetson, 3/11/2015
 Walks: 2, three times

2015: GAME-BY-GAME (5-1)

DATE	OPP.	GS	W-L	IP	H	R	ER	BB	SO	NP
2/15	Rutgers	**	--	3.0	3	3	3	1	2	58
2/17	@FAU	--	2-2	2	0	0	0	2	1	43
2/25	Barry	**	W	7.2	6	2	1	2	9	91
3/4	FGCU	**	W	5.0	9	2	2	2	4	92
3/8	@Louisville	--	4-0	2	0	0	0	1	44	
3/11	Stetson	**	W	7.0	3	0	0	0	11	94
3/17	Army	**	W	7.0	6	1	1	1	6	98
3/22	@Wake	--	1-2	2	0	0	0	1	22	
3/25	FGCU	**	L	6.0	11	7	5	0	6	96
3/25	Bethune	**	W	5.0	7	3	3	1	8	80
4/8	FAU	**	--	5.1	6	3	3	2	4	91
4/15	UCF	**	--	5.1	4	2	2	2	3	93

39 • COOPER HAMMOND

RHP

6-2 • 195 • SO • Venice, FL • Venice

- Team's top RH reliever out of pen - 19 APP is tied for most on UM
- Submarine style pitcher, effective against righthanded hitters
- Tossed scoreless inning of relief last time out vs. UCF (4/15)
- Pitched scoreless 11th to earn save in appearance vs. UNC (3/28)
- Tossed 2.0 scoreless innings in stint vs. Florida (2/20)
- Named 2013 *Sarasota-Herald Tribune* 7A Player of the Year
- Registered 9-0 record with 0.13 ERA in 56 innings as HS senior

CAREER STATISTICS

YEAR	ERA	W-L	APP	IP	H	R	ER	BB	SO	B/AVG
2015	2.91	3-1	19	21.2	23	8	7	5	18	.274
2014	2.29	5-2	35	35.1	32	14	9	11	37	.252

CAREER 2.52 8-3 54 57.0 55 22 16 16 55 --

CAREER HIGHS

Innings: 2.1, vs. Texas Tech, 6/2/14
 Hits: 4, twice
 Runs: 2, five times
 Earned Runs: 2, three times
 Strikeouts: 3, four times
 Walks: 1, 16 times

2015: GAME-BY-GAME (3-1)

DATE	OPP.	GS	W-L	IP	H	R	ER	BB	SO	NP
2/13	Rutgers		W	0.2	1	0	0	0	1	12
2/14	Rutgers-2		--	1.1	0	0	0	0	1	10
2/17	@FAU		L	1.1	3	2	2	0	1	28
2/20	@Florida		--	2.0	2	0	0	1	3	45
2/25	Barry		--	0.0	1	1	0	0	0	9
2/27	Wright State		W	2.0	0	0	0	1	1	26
2/28	Wright State		--	0.2	0	0	0	0	2	12
3/1	Wright State		--	0.2	3	2	2	0	0	10
3/4	FGCU		--	1.2	1	0	0	0	0	23
3/7	@Louisville-2		--	1.1	2	0	0	1	0	22
3/13	NC State		--	2.0	1	0	0	1	3	31
3/14	NC State		--	0.2	0	0	0	0	1	12
3/21	@Wake		--	1.2	4	2	2	1	0	27
3/27	@UNC		W	1.1	0	0	0	0	1	21
3/27	@UNC		--	1.0	2	0	0	0	2	21
4/3	Duke		--	0.1	2	1	1	0	0	16
4/8	FAU		--	1.0	1	0	0	0	2	17
4/12	Va. Tech		--	1.0	0	0	0	0	0	12
4/15	UCF		--	1.0	0	0	0	0	0	14

PLAYER PROFILES

32 • ANDY HONIOTES

RHP

- 6-3 • 190 • FR • Geneva, Ill. • Geneva Community**
- Tossed 2.0 scoreless innings last time out vs. Bethune (4/1)
 - Made career debut on 2/15 vs. Rutgers, tossing one scoreless IP
 - Earned MVP honors at 2011 *Perfect Game* National Games

CAREER STATISTICS

YEAR	ERA	W-L	APP	IP	H	R	ER	BB	SO	B/AVG
2015	0.00	0-0	4	4.1	3	0	0	4	3	.231

CAREER HIGHS

Innings: 2.0, vs. Bethune-Cookman, 4/1/2015
Hits: 2, vs. Bethune-Cookman, 4/1/2015
Runs: N/A
Earned Runs: N/A
Strikeouts: 2, vs. Rutgers, 2/15/2015
Walks: 3, vs. Bethune-Cookman, 4/1/2015

2015: GAME-BY-GAME (0-0)

DATE	OPP.	GS	W-L	IP	H	R	ER	BB	SO	NP
2/15	Rutgers	--	1.0	1	0	0	0	0	2	19
3/1	Wright State	--	0.1	0	0	0	0	0	0	2
3/10	@FGCU	--	1.0	0	0	0	0	1	0	16
4/1	Bethune	--	2.0	2	0	0	0	3	1	37

55 • JESSE LEPORE

RHP

- 6-4 • 210 • FR • Beverly Hills, Fla. • Trinity Catholic**
- Tossed 1.0 scoreless inning last time out vs. Virginia Tech (4/11)
 - Pitched scoreless innings vs. FGCU (3/10) and Stetson (3/11)
 - Made career debut on 2/14 vs. Rutgers, allowing 1 ER in 1.1 IP
 - Ranked No. 210 national high school prospect by *Perfect Game*
 - Earned Pitcher of the Year from *Ocala Star-Banner* in 2014

CAREER STATISTICS

YEAR	ERA	W-L	APP	IP	H	R	ER	BB	SO	B/AVG
2015	3.38	0-0	6	8.0	8	5	3	7	2	.250

CAREER HIGHS

Innings: 2.0, vs. Florida, 2/20/2015
Hits: 4, vs. Wright State, 3/1/2015
Runs: 3, vs. Rutgers, 2/14/2015 (G2)
Earned Runs: 2, vs. Florida, 2/20/2015
Strikeouts: 1, twice
Walks: 2, twice

2015: GAME-BY-GAME (0-0)

DATE	OPP.	GS	W-L	IP	H	R	ER	BB	SO	NP
2/14	Rutgers-2	--	1.1	2	3	1	2	0	38	
2/20	@Florida	--	2.0	1	2	2	1	0	25	
3/1	Wright State	--	1.2	4	0	0	0	1	0	33
3/10	@FGCU	--	1.0	0	0	0	0	2	1	22
3/11	Stetson	--	1.0	0	0	0	0	0	7	
3/20	@Wake	--	1.0	1	0	0	0	1	1	22
4/11	Va. Tech	--	1.0	2	0	0	0	0	0	23

18 • MICHAEL MEDIAVILLA

LHP

- 6-5 • 225 • FR • Hialeah, Fla. • Mater Academy**
- Has replaced Thomas Woodrey as team's go-to lefty reliever
 - Low 90's fastball and excellent changeup among best pitches
 - Earned second win of season last time out vs. UCF (4/15)
 - 19 APP tied for team-high; went 2.0 clean IP vs. FAU (4/8)
 - Tossed 2.0 scoreless with career-high 4 K vs. UNC (3/28)
 - Selected by Cincinnati Reds in 40th Round of 2014 MLB Draft
 - Ranked No. 240 national high school prospect by *Perfect Game*
 - Led Mater to '14 state championship & back-to-back district titles

CAREER STATISTICS

YEAR	ERA	W-L	APP	IP	H	R	ER	BB	SO	B/AVG
2015	1.89	2-1	19	19.0	7	6	4	7	24	.117

CAREER HIGHS

Innings: 2.0, twice
Hits: 2, three times
Runs: 2, twice
Earned Runs: 2, vs. Wake Forest, 3/22/2015
Strikeouts: 4, vs. North Carolina, 3/28/2015
Walks: 2, vs. North Carolina, 3/28/2015

MEDIAVILLA 2015: GAME-BY-GAME (2-1)

DATE	OPP.	GS	W-L	IP	H	R	ER	BB	SO	NP
2/13	Rutgers	--	0.2	0	0	0	0	0	1	9
2/15	Rutgers	--	1.0	0	0	0	0	1	1	15
2/17	@FAU	--	0.1	0	0	0	0	0	0	6
2/20	@Florida	L	1.2	2	1	1	1	0	3	31
2/22	@Florida	--	0.1	0	0	0	0	0	0	10
2/28	Wright State	--	1.1	0	0	0	0	0	2	19
3/4	FGCU	--	1.0	0	0	0	0	0	2	14
3/7	@Louisville-1	--	0.2	0	2	0	1	1	1	24
3/8	@Louisville	--	1.0	0	0	0	0	1	1	21
3/11	Stetson	--	1.0	1	0	0	0	0	3	16
3/13	NC State	--	1.0	0	0	0	0	0	1	13
3/14	NC State	--	1.0	0	0	0	0	0	1	14
3/21	@Wake	--	1.0	2	1	1	0	0	0	17
3/22	@Wake	--	0.1	2	2	2	1	0	15	
3/28	@UNC	--	2.0	0	0	0	0	2	4	30
4/3	Duke	W	1.0	0	0	0	0	1	1	23
4/8	FAU	--	2.0	0	0	0	0	0	1	31
4/12	Va. Tech	--	1.0	0	0	0	0	0	1	13
4/15	UCF	W	0.2	0	0	0	0	0	1	11

38 • RYAN OTERO

RHP

- 6-5 • 205 • JR • Coral Gables, FL • Ransom Everglades**
- Has not allowed a run in last five appearances (totaling 7.0 IP)
 - Tossed 3.0 scoreless innings in relief vs. UNC (3/29)
 - Emergency start vs. UF (2/20) when Andy Suarez was scratched
 - Matched career-long with 3 IP vs. Gators, allowing 2 H & 1 R
 - Went career-long 3 IP in win over Rutgers (2/14)
 - Led team in strikeouts during fall ball, where he impressed
 - Older brother Dan Otero plays for Oakland Athletics

CAREER STATISTICS

YEAR	ERA	W-L	APP	IP	H	R	ER	BB	SO	B/AVG
2015	4.19	0-0	10	19.1	16	10	9	5	9	.219
2014	0.00	0-0	1	0.1	1	0	0	0	1	.333
2013	13.50	0-0	4	3.1	4	7	5	5	2	.267

CAREER	5.48	0-0	15	23.0	21	17	14	10	12	--
---------------	------	-----	----	------	----	----	----	----	----	----

CAREER HIGHS

Innings: 3.0, twice
Hits: 5, vs. Wright State, 3/1/2015
Runs: 4, twice
Earned Runs: 3, four times
Strikeouts: 3, vs. FGCU, 3/10/2015
Walks: 2, twice

2015: GAME-BY-GAME (0-0)

DATE	OPP.	GS	W-L	IP	H	R	ER	BB	SO	NP
2/14	Rutgers-1	--	3.0	2	2	2	1	1	1	41
2/17	@FAU	--	1.1	0	0	0	0	0	0	18
2/20	@Florida	**	3.0	2	1	1	1	0	44	
2/27	Wright St.	--	1.0	1	0	0	0	1	17	
3/1	Wright St.	--	2.0	5	3	3	1	2	41	
3/10	@FGCU	**	3.0	4	4	3	2	3	47	
3/17	Army	--	1.0	0	0	0	0	0	0	3
3/20	@Wake	--	1.0	0	0	0	0	0	1	13
3/29	@UNC	--	3.0	0	0	0	0	0	1	31
4/5	Duke	--	1.0	2	0	0	0	0	0	12
4/10	Va Tech.	--	1.0	1	0	0	0	0	1	17

52 • DANIEL SAYLES

LHP

- 6-4 • 212 • Jr. • Wauwatosa, Wisc. • Sacra. City Coll.**
- Had emergency start vs. NCST (3/13), went just 0.2 innings
 - Made season debut on 2/14 vs. RU, tossing 0.2 scoreless innings
 - Made career debut with scoreless IP in win over Villanova (3/5/14)
 - Spent two seasons at Sacramento City College

CAREER STATISTICS

YEAR	ERA	W-L	APP	IP	H	R	ER	BB	SO	B/AVG
2015	10.80	0-0	5	1.2	4	3	2	1	0	.444
2014	7.36	0-1	5	3.2	5	4	3	2	3	.385

CAREER	9.65	0-1	10	5.1	9	7	5	3	3	--
---------------	------	-----	----	-----	---	---	---	---	---	----

CAREER HIGHS

Innings: 1.0, twice
Hits: 2, vs. Stetson, 3/12/2014
Runs: 3, vs. Stetson, 3/12/2014
Earned Runs: 3, vs. Stetson, 3/12/2014
Strikeouts: 2, vs. UCF, 3/18/2014
Walks: 1, twice

SAYLES 2015: GAME-BY-GAME (0-0)

DATE	OPP.	GS	W-L	IP	H	R	ER	BB	SO	NP
2/14	Rutgers-2	--	0.2	0	0	0	0	0	0	6
2/25	Barry	--	0.1	0	0	0	0	0	0	8
3/1	Wright St.	--	0.0	1	1	1	1	0	0	1
3/7	@Louisville	--	0.0	1	1	1	1	0	0	5
3/13	NC State	--	0.2	2	1	0	1	0	0	23

47 • ENRIQUE SOSA

RHP

5-10 • 180 • JR • Panama City, Panama

- Delivered 7.0 innings of one-run ball in W vs. Va Tech (4/12)
- Had dominant start vs. Duke (4/5), allowing 1 hit, 1 walk in 6.1 IP
- Touched up for 9 hits and 7 R in L in start vs. UNC (3/29)
- Picked up second win of career in Miami's only win vs. UofL (3/7)
- Pitched 6.0 innings in quality start vs. Florida (2/22), left w/ND
- Dominated in 1st career start w/10 K's and earning W in 5.2 IP
- Set career high in strikeouts vs RU (10) - W was first of his career
- True swing & miss curveball, low 90's fastball in repertoire
- Made 11 appearances out of bullpen in 2014, totaling 15.1 IP

CAREER STATISTICS

YEAR	ERA	W-L	APP	IP	H	R	ER	BB	SO	B/AVG
2015	3.91	5-3	9	48.1	45	23	21	16	41	.242
2014	7.04	0-1	11	15.1	12	14	12	11	14	.207
2013	6.43	0-0	5	7.0	8	5	5	6	3	.296

CAREER	4.83	5-4	25	70.2	65	42	38	33	58	--
---------------	------	-----	----	------	----	----	----	----	----	----

CAREER HIGHS

Innings: 7.0, vs. Virginia Tech, 4/12/2015
Hits: 9, vs. North Carolina, 3/29/2015
Runs: 7, vs. North Carolina, 3/29/2015
Earned Runs: 7, vs. North Carolina, 3/29/2015
Strikeouts: 10, vs. Rutgers, 2/14/2015
Walks: 3, three times

30 • ANDREW SUAREZ

LHP

6-2 • 205 • JR-RJ • Miami, FL • Christopher Columbus

- Had career-high 12 K's in 8.0 innings in win over Duke (4/4)
- Tagged for seven hits and four runs in start (W) vs. Wake (3/21)
- 1st start off injury: 6 IP, 3 H, 0 R, 0 BB, 7 K (W) vs. NCST (3/15)
- Scratched from three starts with oblique strain suffered on 2/20
- Made season debut 2/13 on Opening Day: 5.0 IP, 2ER, 3K's (ND)
- Returned to UM after being selected in MLB Draft 2nd Rd. (WAS)
- Projects as one of top Draft-eligible lefthanders in the country
- Named to '15 Golden Spikes Award watch list (top college player)
- 2014 All-ACC Third Team selection with team-high 109.2 innings
- Missed almost all freshman season (2012) due to shoulder surgery

CAREER STATISTICS

YEAR	ERA	W-L	APP	IP	H	R	ER	BB	SO	B/AVG
2015	2.45	4-0	6	33.0	36	13	9	9	33	.279
2014	2.95	6-3	16	109.2	108	46	36	15	87	.256
2013	3.95	3-5	15	86.2	94	47	38	19	57	.282
2012	19.29	0-0	3	2.1	6	5	5	1	1	.462

CAREER	3.42	13-8	40	231.2	244	111	88	44	181	--
---------------	------	------	----	-------	-----	-----	----	----	-----	----

CAREER HIGHS

Innings: 9.0, four times
Hits: 11, twice
Runs: 7, twice
Earned Runs: 7, twice
Strikeouts: 12, vs. Duke, 4/4/2015
Walks: 5, vs. Wake Forest, 5/12/2013

43 • THOMAS WOODREY

LHP

6-3 • 205 • JR. • Lighthouse Point, FL • Card. Gibbons

- Has made transition from bullpen to rotation for 2015
- 2.19 ERA is lowest among all starters - 9 walks is tied for fewest
- Went 6.0 innings for eighth straight start in win over VTech (4/10)
- Had career-high 7 K's vs Hokies and allowed just one walk
- Allowed zero earned runs in 6.2 innings in ND vs. Carolina (3/27)
- Scratched from start vs. NCST (3/13) due to stomach virus
- Picked up first loss of career in start vs. UofL - 11 H, 5 ER (3/7)
- Tossed 6.2 innings vs. Florida (2/20), earning only win of series
- First start since freshman YR on 2/14/2015: 6.0 IP, 2ER, 2K's (W)

PLAYER PROFILES

WOODREY CAREER STATISTICS

YEAR	ERA	W-L	APP	IP	H	R	ER	BB	SO	B/AVG
2015	2.19	4-1	8	49.1	46	27	12	9	28	.245
2014	2.54	4-0	31	49.2	38	14	14	11	36	.221
2013	3.12	4-0	19	40.1	35	18	14	14	30	.230

CAREER 2.63 12-1 57 139.1 119 59 40 34 87

CAREER HIGHS

Innings: 8.0, vs. Maine, 3/5/2013

Hits: 11, vs. Louisville, 3/7/2015

Runs: 7, twice

Earned Runs: 5, vs. Louisville, 3/7/2015

Strikeouts: 7, vs. Virginia Tech, 4/10/2015

Walks: 5, vs. FAU, 2/20/2013

HITTER PROFILES

13 • WILLIE ABREU

OF

6-4 • 225 • SO • Hialeah, FL • Mater Academy

- Connected on solo blast vs. UCF (4/15) that hit RF parking garage
- Knocked in game-winning run on 1B in series finale vs. VT (4/12)
- Elected team captain alongside fellow sophomore Bryan Garcia
- Delivered clutch game-tying hit vs. UNC in 9th inning (3/27)
- 61 hits in 2014 were tied for third-most; was third team All-ACC
- Drafted in 14th round of 2013 MLB Draft by Cincinnati Reds
- Ranked No. 175 Draft-eligible prospect in 2013 by *Perfect Game*

CAREER STATISTICS

YEAR	AVG	GP-GS	AB	R	H	2B	3B	HR	RBI	SB-A
2015	.276	37-37	127	25	35	5	0	2	24	4-4
2014	.277	61-59	220	29	61	8	1	1	28	4-5

CAREER .277 98-96 347 54 96 13 1 3 52 8-9

CAREER HIGHS

At Bats: 7, vs. North Carolina, 5/16/2014

Runs: 3, twice

Hits: 4, vs. Wright State, 3/1/2015

RBI: 3, vs. Virginia, 3/24/2014

Walks: 2, nine times

Steals: 1, four times

Hitting Streak: 12 games

17 • CHRISTOPHER BARR

1B

6-1 • 200 • SO • Royal Palm Beach, FL • RPBeach HS

- Has started past 22 at first base leading into Friday's opener
- Missed 2014 season while recovering from surgery
- Excels defensively at first base | Six steals fourth-most on UM
- Recorded first career three-hit game in win over Wake (3/21)
- Went 2-for-3 with 2B, 3B, gamewinning hit vs. NC State (3/14)
- Finished Opening Weekend .347 (5-for-14), went 1-for-4 vs. FAU

CAREER STATISTICS

YEAR	AVG	GP-GS	AB	R	H	2B	3B	HR	RBI	SB-A
2015	.281	32-29	96	16	27	5	1	0	8	6-6
2013	.217	55-29	115	27	25	1	1	0	6	7-10

CAREER .246 87-58 211 43 52 6 2 0 14 13-16

CAREER HIGHS

At Bats: 5, three times

Runs: 2, twice

Hits: 2, six times

RBI: 3, vs. Virginia Tech, 3/22/2013

Walks: 2, vs. Virginia Tech, 3/22/2013

Steals: 2, vs. North Carolina, 3/17/2013

Hitting Streak: 5 games

45 • CARL CHESTER

OF

6-0 • 190 • FR. • Longwood, FL • Lake Brantley

- Moved to No. 9 from leadoff spot in lineup during Duke series
- Offers dynamic speed - 10 steals rank third most on UM
- Hit .455 vs. Wake (5-for-11), including leadoff HR in G2 (3/21)
- Four home runs ties him for third most on team - has 10 XBHs
- Selected in 38th round of 2014 MLB Draft by Milwaukee
- Chosen by *D1Baseball.com* as pick for ACC Freshman of the Year

45 • CARL CHESTER

OF

CAREER STATISTICS

YEAR	AVG	GP-GS	AB	R	H	2B	3B	HR	RBI	SB-A
2014	.264	37-36	144	26	38	5	1	4	17	10-13

CAREER HIGHS

At Bats: 6, vs. Wake Forest, 3/21/2015

Runs: 2, seven times

Hits: 3, twice

RBI: 2, vs. Wake Forest, 3/21/2015

Walks: 2, twice

Hitting Streak: 7 games

0 • ZACK COLLINS

C/DH

6-3 • 220 • SO • Pembroke Pines, Fla. • Amer. Heritage

- Riding nine-game hitting streak into Friday's opener vs. UVA
- Mashed fifth home run of season in G2 vs. VTech (4/11)
- Delivered game-tying single during two-out rally vs. FAU (4/8)
- Recorded first three-hit game of 2015 w/ 2 RBI vs. Bethune (4/1)
- Solo home run in 11th inning was GWH in Game 2 vs. UNC (3/28)
- 6th *Baseball America* National Freshman of the Year from Miami
- Ranked by *Perfect Game* as top 2016 Draft-eligible player in ACC
- Named ACC Freshman of the Year and to All-ACC Third Team at C

CAREER STATISTICS

YEAR	AVG	GP-GS	AB	R	H	2B	3B	HR	RBI	SB-A
2015	.275	37-37	131	31	36	6	3	5	23	6-6
2014	.298	61-58	205	32	61	14	3	11	54	0-0

CAREER .289 98-95 336 63 97 20 6 16 77 6-6

CAREER HIGHS

At Bats: 6, twice

Runs: 3, vs. Wake Forest, 3/20/2015

Hits: 4, vs. Notre Dame, 4/20/2014

RBI: 6, vs. NC State, 3/30/2014

Walks: 3, four times

Hitting Streak: 9 games (current)

44 • PETER CROCITTO

C/3B

6-0 • 205 • FR. • Palm City, FL • South Fork

- Connected on first career double in opener vs. VT (4/1)
- Seen action in 8 games, made diving stop at 3B vs. Wake (3/21)

CAREER STATISTICS

YEAR	AVG	GP-GS	AB	R	H	2B	3B	HR	RBI	SB-A
2015	.400	8-0	10	2	4	2	0	0	1	0-0

2 • RICKY EUSEBIO

OF

5-11 • 195 • JR • Homestead, FL • Gulliver Prep

- Moved to leadoff spot during Duke series after hitting in 2-hole
- Had team-high five RBI in sweep of Virginia Tech (4/10-12)
- Scored tying run, winning run in walk-off W over FAU (4/8)
- Constant on-base threat - HBP leader (11), 2nd in walks (26)
- One of only three players to start all 37 games this season
- Excels on def., staff considers him among best def. UM CFs ever
- Named to first team All-Dade senior season by *Miami Herald*

CAREER STATISTICS

YEAR	AVG	GP-GS	AB	R	H	2B	3B	HR	RBI	SB-A
2015	.293	38-38	133	41	39	8	2	0	16	12-14
2014	.263	44-13	57	16	15	2	0	0	7	6-6
2013	.221	47-23	95	14	21	3	0	0	8	8-9

CAREER .263 129-74 285 71 75 13 2 2 31 26-29

CAREER HIGHS

At Bats: 5, four times

Runs: 3, twice

Hits: 3, twice

RBI: 3, three times

Walks: 2, three times

Steals: 2, four times

Hitting Streak: 5 games

24 • JACOB HEYWARD

OF

6-3 • 201 • SO • McDonough, GA • Eagle's Landing

- Five-game hitting streak was snapped during Duke series
- Serves as one of team's top defensive replacements in rightfield
- Made first start of season vs. Barry (2/27), had two walks
- Saw action in all four games versus Rutgers, totaling 3 R & 2 RBI
- Drafted in the 38th round of the 2013 MLB Draft by Atlanta
- Ranked No. 196 senior overall (No. 11 in Georgia) by *Perfect Game*
- Younger brother of St. Louis Cardinals' outfielder Jacob Heyward

CAREER STATISTICS

YEAR	AVG	GP-GS	AB	R	H	2B	3B	HR	RBI	SB-A
2015	.200	26-4	30	8	6	1	0	0	2	0-1
2014	.160	14-6	25	5	4	1	0	0	3	0-1

CAREER .181 37-10 55 13 10 2 0 0 5 0-2

CAREER HIGHS

At Bats: 4, twice

Runs: 2, twice

Hits: 3, vs. Duke, 5/24/2014

RBI: 3, vs. Duke, 5/10/2014

Walks: 1, five times

Steals: N/A

Hitting Streak: 5 games

7 • GEORGE ISKENDERIAN

INF

6-0 • 190 • JR • Englewood Cliffs, NJ • IRCC

- Delivered first walk-off hit of UM career on 1B vs. FAU (4/8)
- Batted .364 with five runs and three RBI vs. VTech (4/10-12)
- Hit .571 (8-for-14) with four runs in sweep of Duke (4/3-4/6)
- Made first start of career at second base vs. Bethune (4/1)
- One of only four players to start all 37 games this season
- Leads team w/14 multi-hit games; nine multi-RBI games tie for 2nd
- Picked by St. Louis (34th RD) in MLB Draft out of Indian River CC
- Played freshman season at South Carolina, hitting .250 with 6 RBI

CAREER STATISTICS

YEAR	AVG	GP-GS	AB	R	H	2B	3B	HR	RBI	SB-A
2015	.375	37-37	144	39	54	7	1	2	33	13-13

CAREER HIGHS

At Bats: 5, seven times

Runs: 3, vs. Rutgers, 2/15/2015

Hits: 4, vs. Rutgers, 2/15/2015

RBI: 3, three times

Walks: 2, three times

Steals: 2, twice

Hitting Streak: 12 games

40 • GARRETT KENNEDY

C

6-1 • 210 • SR • Davie, Fla. • Archbishop McCarthy

- Has hit .520 since in six games since moving into No. 2 spot
- Batted .455 with five hits and five runs in sweep of VT (4/10-12)
- Serving as one of Miami's most productive hitters in last year
- Already has set career highs in every offensive category
- Hit two-run walk-off home run in bottom nine vs. Wright St. (2/27)
- One of team's most experienced players, one of four seniors
- Saw action in 43 games in 2014, including 38 starts at catcher
- Connected in homers in back-to-back games against Florida in '14
- Named to 2014 Coral Gables Regional All-Tournament Team

CAREER STATISTICS

YEAR	AVG	GP-GS	AB	R	H	2B	3B	HR	RBI	SB-A
2015	.383	34-29	107	26	41	7	1	4	24	0-0
2014	.231	43-38	117	14	27	3	0	2	16	1-1
2013	.282	45-39	124	17	35	4	0	3	16	0-2
2012	.165	40-31	85	6	14	0	0	0	4	0-1

CAREER .270 162-137 433 63 117 14 1 9 60 1-4

CAREER HIGHS

At Bats: 5, five times

Runs: 5, vs. Rutgers, 2/15/2015

Hits: 3, twice

RBI: 3, twice

Walks: 3, vs. St. John's, 3/5/2013

Steals: 1, vs. UCF, 4/9/2014

Hitting Streak: 11 games

51 • BRANDON LOPEZ SS

- 6-1 • 190 • JR • Miramar, FL • American Heritage
- Hit leadoff 1B (Bottom 7), scored game-winning run vs. UCF (4/15)
 - Led team with .500 average in three starts at SS vs. VT (4/10-12)
 - Riding four-game hitting streak into Friday's opener vs. UVA
 - One of the top defensive infielders in the conference
 - Has made 132 starts at shortstop in two+ seasons at Miami
 - Drafted in 34th round of 2012 MLB Draft by Toronto

CAREER STATISTICS

YEAR	AVG	GP-GS	AB	R	H	2B	3B	HR	RBI	SB-A
2015	.310	20-18	58	8	18	2	0	0	11	0-0
2014	.233	56-56	189	23	44	6	1	0	29	6-11
2013	.243	59-58	181	17	44	1	0	1	15	5-7

CAREER .248 134-131 428 47 106 9 1 1 55 11-18

CAREER HIGHS

At Bats: 7, vs. North Carolina, 5/16/2014

Runs: 2, five times

Hits: 3, five times

RBI: 4, twice

Walks: 3, twice

Steals: 2, vs. Clemson, 4/27/2014

Hitting Streak: 7 games

42 • EDGAR MICHELANGELI INF

- 6-1 • 210 • R-SO • Miami, FL • Florida Christian
- Went hitless in two at bats in start at DH vs. Bethune (4/1)
 - Went 1-for-4 in start at DH vs. Army (3/17)
 - Two-run 2B on 2/14/2015 in 8th helped clinch win vs. Rutgers
 - Made 18 appearances in first full season in '14, including 10 GS
 - Made first start of career against Stetson on 3/12/14
 - Sat out 2013 season due to NCAA transfer rules (Miami-Dade JC)

CAREER STATISTICS

YEAR	AVG	GP-GS	AB	R	H	2B	3B	HR	RBI	SB-A
2015	.229	24-10	48	4	11	3	0	0	3	1-1
2014	.209	17-10	43	4	9	3	0	0	9	0-1

CAREER .220 41-20 91 8 20 6 0 0 12 1-2

CAREER HIGHS

At Bats: 4, seven times

Runs: 2, vs. Wright State, 2/27/2015

Hits: 2, vs. FAU, 2/17/2015

RBI: 2, twice

Walks: 1, five times

Hitting Streak: 4 games

4 • JOHNNY RUIZ 2B

- 5-11 • 195 • SO • Coral Gables, FL • Westminster Chris.
- Catalyst for Miami's rally vs. FAU - pinch-hit leadoff single (4/8)
 - Started at second vs. Duke (4/5) & reached in all four appearances
 - Team's top hitter at UNC: 4-for-9 (.444) with GWH in Game 1
 - Finished Wake series 4-for-11 (.363) with one run scored
 - Delivered GWH on Opening Day, two-RBI single in 8th inning
 - Batted .229 with seven doubles and 11 RBI in 2014
 - Took over 3B midway thru '14 after Thompson suffered blood clot
 - Named 2013 4A-2A Player of the Year by *Miami Herald*
 - Hit .564 with five home runs and 40 RBI during senior season

CAREER STATISTICS

YEAR	AVG	GP-GS	AB	R	H	2B	3B	HR	RBI	SB-A
2015	.268	31-21	82	10	22	1	1	0	14	0-0
2014	.229	45-38	131	22	30	7	0	0	11	2-4

CAREER .244 76-59 213 32 52 8 0 0 25 2-4

CAREER HIGHS

At Bats: 5, vs. Rutgers, 2/15/2015

Runs: 2, four times

Hits: 3, twice

RBI: 3, vs. Rutgers, 2/13/2015

Walks: 2, six times

Steals: 1, twice

Hitting Streak: 6 games

28 • MALIK ROSIER OF

- 6-3 • 213 • FR • Mobile, AL • Faith Academy
- Had pinch hit single versus Army (3/17)
 - Had first career hits - two-RBI 1B & solo HR - 2/15/15 vs. Rutgers
 - Four-year letterman at Faith Academy, speedy & can hit for power
 - Played catcher first three seasons before switching to outfield
 - Hit over .400 junior season as starting catcher for Rams
 - Also playing quarterback for football team at Miami

CAREER STATISTICS

YEAR	AVG	GP-GS	AB	R	H	2B	3B	HR	RBI	SB-A
2015	.375	7-0	8	1	3	0	0	1	3	0-0

CAREER HIGHS

At Bats: 3, vs. Rutgers, 2/15/2015

Runs: 1, vs. Rutgers, 2/15/2015

Hits: 2, vs. Rutgers, 2/15/2015

RBI: 3, vs. Rutgers, 2/15/2015

Walks: N/A

Steals: N/A

Hitting Streak: N/A

8 • DAVID THOMPSON INF

- 6-2 • 220 • JR • Miami, FL • Westminster Christian
- Named to Golden Spikes Award Midseason Watch List last week
 - Leads team and ranks third in ACC in HR's (10) and RBI (48)
 - Has started all 38 games of season - 28 at 3B, 1 at DH, 9 at 1B
 - Preseason All-America second-team selection by *Baseball America*
 - Named ACC Co-POTW on 3/23 after hitting .389 w/4 HR, 13 RBI in UM's 3-1 week; slugged 1.278 in four games, added 2 2B, 1 3B
 - Developed blood clot in arm midway through '14, missed 32 games
 - Earned Freshman All-America honors from *Perfect Game* in 2013
 - Was the first three-time *Miami Herald* Athlete of the Year winner
 - State home run leader for single season (19) and career (55), breaking records set by Alex Rodriguez at same school/ballpark

CAREER STATISTICS

YEAR	AVG	GP-GS	AB	R	H	2B	3B	HR	RBI	SB-A
2015	.352	38-38	145	30	51	12	2	10	48	1-3
2014	.278	30-30	108	15	30	6	1	0	15	0-1
2013	.286	52-51	182	22	52	14	0	6	46	3-5

CAREER .306 120-119 435 67 133 32 3 16 108 4-9

CAREER HIGHS

At Bats: 6, twice

Runs: 3, twice

Hits: 3, twice

RBI: 6, vs. FGCU, 3/10/2015

Walks: 2, three times

Steals: 1, four times

Hitting Streak: 20 games

10 • JUSTIN SMITH OF

- 6-2 • 205 • FR • St. John's, FL • Bartram Trail
- Had one walk, one run scored in start at LF vs. Duke (4/5)
 - Made first start of career Saturday vs. NC State (3/14)
 - Connected for pinch hit single vs. Stetson (3/11)
 - Had first career hit in first career at bat vs. Rutgers (2/14/2015)
 - Saw action in three games vs. Rutgers, scored two runs
 - Ranked No. 51 national high school prospect by *Perfect Game*
 - Ranked No. 43 high school prospect by *Baseball America*
 - Named *Perfect Game* First Team All-American from 2011-14

CAREER STATISTICS

YEAR	AVG	GP-GS	AB	R	H	2B	3B	HR	RBI	SB-A
2015	.190	12-3	21	4	4	0	0	0	0	0-0

CAREER HIGHS

At Bats: 4, vs. Army, 3/17/2015

Runs: 1, three times

Hits: 1, three times

RBI: N/A

Walks: 1, twice

Steals: N/A

Hitting Streak: N/A

PITCHER PROFILES START-BY-START

30 • ANDY SUAREZ LHP

DATE	OPP.	W-L	IP	H	R	ER	BB	SO	NP
2/13	Rutgers	--	5.0	8	2	2	2	3	90
3/15	NC St.	W	6.0	3	0	0	0	7	70
3/21	@Wake	W	5.0	7	4	3	1	3	82
3/28	@UNC	--	3.0	4	1	1	4	2	60
4/4	Duke	W	8.0	8	2	0	1	12	105
4/11	Va Tech	W	6.0	6	4	3	1	6	88

43 • THOMAS WOODREY LHP

DATE	OPP.	W-L	IP	H	R	ER	BB	SO	NP
2/14	Rutgers	W	6.0	5	3	2	2	2	89
2/21	Florida	W	6.2	5	2	1	2	1	84
2/27	WSU	--	6.0	8	7	1	1	5	94
3/7	UofL	L	6.0	11	7	5	0	5	90
3/20	@Wake	W	6.0	6	2	1	1	4	89
3/27	@UNC	--	6.2	4	3	0	1	2	80
4/3	Duke	--	6.0	2	2	1	1	2	92
4/10	Va Tech	W	6.0	4	1	1	1	7	85

47 • ENRIQUE SOSA RHP

DATE	OPP.	W-L	IP	H	R	ER	BB	SO	NP
2/14	Rutgers	W	5.2	1	0	0	2	10	94
2/22	Florida	L	6.0	7	2	2	2	3	87
2/28	WSU	--	6.0	6	3	2	3	5	92
3/7	UofL	W	5.0	4	4	3	3	3	86
3/14	NC St.	W	6.1	7	1	1	0	6	93
3/22	@Wake	L	3.1	7	5	5	3	5	77
3/29	@UNC	L	2.2	9	7	7	2	0	62
4/5	Duke	W	6.1	1	0	0	1	3	62
4/12	Va Tech	W	7.0	3	1	1	0	6	81

14 • DANNY GARCIA LHP

DATE	OPP.	W-L	IP	H	R	ER	BB	SO	NP
2/15	Rutgers	--	3.0	3	3	3	1	2	58
2/25	Barry	W	7.2	6	2	1	2	9	91
3/4	FGCU	W	5.0	9	2	2	2	4	92
3/11	Stetson	W	7.0	3	0	0	0	11	94
3/17	Army	W	7.0	6	1	1	1	6	98
3/25	FGCU	L	6.0	11	7	5	0	6	96
4/1	Bethune	W	5.0	7	3	3	1	8	80
4/8	FAU	W	5.1	6	3	3	2	4	91
4/15	UCF	--	5.1	4	2	2	2	3	93



2015 Miami Hurricanes Baseball
Overall Statistics for Miami (FL) (as of Apr 15, 2015)
(All games Sorted by Batting avg)



Record: 29-9 Home: 22-2 Away: 7-7 ACC: 14-4

Player	avg	gp-gs	ab	r	h	2b	3b	hr	rbi	tb	slg%	bb	hp	so	gdp	ob%	sf	sh	sb-att	po	a	e	fld%
Garrett Kennedy	.382	35-30	110	26	42	7	1	4	26	63	.573	23	2	12	2	.493	1	2	0-0	117	11	0	1.000
George Iskenderian	.365	38-38	148	40	54	7	1	2	33	69	.466	19	4	28	1	.443	3	1	14-14	46	92	13	.914
David Thompson	.352	38-38	145	30	51	12	2	10	48	97	.669	22	3	14	5	.439	3	3	1-3	104	66	7	.960
Ricky Eusebio	.293	38-38	133	41	39	8	2	2	16	57	.429	27	11	24	1	.448	1	4	12-14	87	1	0	1.000
Christopher Barr	.281	32-29	96	16	27	5	1	0	8	34	.354	13	4	23	3	.389	0	5	6-6	244	15	3	.989
Willie Abreu	.276	37-37	127	25	35	5	0	2	24	46	.362	14	5	26	4	.370	0	5	4-4	69	5	0	1.000
Zack Collins	.275	37-37	131	31	36	6	3	5	23	63	.481	32	5	34	3	.432	1	0	6-6	165	20	2	.989
Johnny Ruiz	.268	31-21	82	10	22	1	1	0	14	25	.305	5	0	16	1	.303	2	3	0-0	45	69	3	.974
Carl Chester	.264	37-36	144	26	38	5	1	4	17	57	.396	14	8	36	3	.359	1	4	10-13	51	3	2	.964

Peter Crocitto	.400	8-0	10	2	4	2	0	0	1	6	.600	0	0	3	0	.400	0	0	0-0	10	1	0	1.000
Malik Rosier	.375	7-0	8	1	3	0	0	1	3	6	.750	0	1	2	0	.444	0	0	0-0	3	0	0	1.000
Sebastian Diaz	.364	7-3	11	3	4	0	0	0	3	4	.364	1	0	6	0	.385	1	0	1-1	7	5	3	.800
Brandon Lopez	.310	20-18	58	8	18	2	1	0	11	22	.379	12	2	11	0	.444	0	3	0-0	23	56	5	.940
Edgar Michelangeli	.229	24-10	48	4	11	3	0	0	3	14	.292	8	0	14	1	.339	0	2	1-1	19	21	2	.952
Jacob Heyward	.226	27-4	31	8	7	1	0	0	2	8	.258	6	2	10	0	.385	0	0	0-1	9	0	0	1.000
Justin Smith	.190	12-3	21	4	4	0	0	0	0	4	.190	3	2	7	0	.346	0	0	0-0	3	0	0	1.000
Totals	.303	38	1303	275	395	64	13	30	232	575	.441	199	49	266	24	.411	13	32	55-63	1020	413	47	.968
Opponents	.238	38	1264	145	301	51	7	14	119	408	.323	117	31	281	22	.316	11	22	27-41	975	335	64	.953

LOB - Team (349), Opp (280). DPs turned - Team (27), Opp (30). CI - Team (0), Opp (3). IBB - Team (2), Collins, Z. 1, Iskenderian 1, Opp (6). Picked off - Chester, C. 3, Thompson, D. 1, Barr, C. 1, Eusebio, R. 1, Michelangeli 1, Collins, Z. 1.

(All games Sorted by Earned run avg)

Player	era	w-l	app	gs	cg	sho	sv	ip	h	r	er	bb	so	2b	3b	hr	b/avg	wp	hp	bk	sfa	sha
Thomas Woodrey	2.19	4-1	8	8	0	0/0	0	49.1	46	27	12	9	28	7	4	4	.245	0	6	1	2	5
Danny Garcia	3.02	5-1	12	9	0	0/1	0	59.2	61	23	20	13	56	6	1	5	.271	3	4	0	1	2
Enrique Sosa	3.91	5-3	9	9	0	0/1	0	48.1	45	23	21	16	41	9	0	3	.242	5	4	0	2	1

Andy Honiotes	0.00	0-0	4	0	0	0/0	0	4.1	3	0	0	4	3	0	0	0	.231	0	1	0	0	0
Daniel Braggi	1.46	1-0	14	0	0	0/1	0	24.2	10	4	4	7	21	5	0	0	.123	1	1	0	0	0
Bryan Garcia	1.54	4-1	18	0	0	0/1	8	23.1	12	5	4	10	21	1	0	0	.160	5	1	0	0	4
Sam Abrams	1.80	0-0	6	0	0	0/1	0	10.0	10	2	2	7	7	3	0	0	.270	0	2	0	1	1
Michael Mediavilla	1.89	2-1	19	0	0	0/1	0	19.0	7	6	4	7	24	4	0	0	.117	2	1	0	2	4
Andrew Suarez	2.45	4-0	6	6	0	0/1	0	33.0	36	13	9	9	33	5	0	2	.279	2	1	0	1	1
Cooper Hammond	2.91	3-1	19	0	0	0/0	2	21.2	23	8	7	5	18	3	0	0	.274	0	5	0	0	3
Jesse Lepore	3.00	0-0	7	0	0	0/1	0	9.0	10	5	3	7	2	1	0	0	.270	1	0	1	0	0
Ryan Otero	3.98	0-0	11	2	0	0/1	1	20.1	17	10	9	5	10	4	1	0	.221	1	4	0	2	0
Derik Beauprez	9.19	1-1	11	3	0	0/0	0	15.2	17	16	16	17	17	3	0	0	.270	4	1	1	0	1
Daniel Sayles	10.80	0-0	5	1	0	0/0	0	1.2	4	3	2	1	0	0	1	0	.444	0	0	0	0	0
Totals	2.99	29-9	38	38	0	3/3	11	340.0	301	145	113	117	281	51	7	14	.238	24	31	3	11	22
Opponents	5.98	9-29	38	38	1	0/0	2	325.0	395	275	216	199	266	64	13	30	.303	48	49	2	13	32

PB - Team (3), Collins, Z. 3, Opp (12). Pickoffs - Team (9), Garcia, D. 4, Suarez, A. 2, Kennedy, G. 1, Woodrey, T. 1, Collins, Z. 1, Opp (8). SBA/ATT - Collins, Z. (22-29), Hammond, C. (9-10), Kennedy, G. (5-10), Sosa, E. (3-6), Beauprez, D. (5-5), Suarez, A. (3-4), Garcia, D. (0-3), Honiotes, A. (0-2), Woodrey, T. (0-2), Garcia, B. (1-2), Sayles, D. (2-2), Otero, R. (2-2), Abrams, S. (2-2), Mediavilla (0-1).



2015 Miami Hurricanes Baseball
Overall Statistics for Miami (FL) (as of Apr 15, 2015)
(All games Sorted by Fielding pct)



Player	c	po	a	e	fld%	dp	sba	csb	sba%	pb	ci
Garrett Kennedy	128	117	11	0	1.000	0	5	5	.500	0	0
Ricky Eusebio	88	87	1	0	1.000	1	0	0	---	0	0
Willie Abreu	74	69	5	0	1.000	1	0	0	---	0	0
Peter Crocitto	11	10	1	0	1.000	0	0	0	---	0	0
Thomas Woodrey	11	4	7	0	1.000	0	0	2	.000	0	0
Jacob Heyward	9	9	0	0	1.000	0	0	0	---	0	0
Michael Mediavilla	5	0	5	0	1.000	0	0	1	.000	0	0
Ryan Otero	5	3	2	0	1.000	0	2	0	1.000	0	0
Cooper Hammond	3	1	2	0	1.000	0	9	1	.900	0	0
Malik Rosier	3	3	0	0	1.000	0	0	0	---	0	0
Sam Abrams	3	1	2	0	1.000	0	2	0	1.000	0	0
Daniel Braggi	3	1	2	0	1.000	0	0	0	---	0	0
Justin Smith	3	3	0	0	1.000	0	0	0	---	0	0
Zack Collins	187	165	20	2	.989	1	22	7	.759	3	0
Christopher Barr	262	244	15	3	.989	16	0	0	---	0	0
Johnny Ruiz	117	45	69	3	.974	12	0	0	---	0	0
Carl Chester	56	51	3	2	.964	0	0	0	---	0	0
David Thompson	177	104	66	7	.960	9	0	0	---	0	0
Edgar Michelangeli	42	19	21	2	.952	7	0	0	---	0	0
Brandon Lopez	84	23	56	5	.940	10	0	0	---	0	0
George Iskenderian	151	46	92	13	.914	14	0	0	---	0	0
Danny Garcia	18	0	16	2	.889	1	0	3	.000	0	0
Andrew Suarez	9	2	6	1	.889	1	3	1	.750	0	0
Bryan Garcia	7	1	5	1	.857	1	1	1	.500	0	0
Sebastian Diaz	15	7	5	3	.800	2	0	0	---	0	0
Derik Beauprez	6	3	1	2	.667	0	5	0	1.000	0	0
Enrique Sosa	3	2	0	1	.667	0	3	3	.500	0	0
Andy Honiotes	0	0	0	0	.000	0	0	2	.000	0	0
Jesse Lepore	0	0	0	0	.000	0	0	0	---	0	0
Daniel Sayles	0	0	0	0	.000	0	2	0	1.000	0	0
Totals	1480	1020	413	47	.968	27	27	14	.659	3	0
Opponents	1374	975	335	64	.953	30	55	8	.873	12	3

Hitting minimums - 28 Games 1 AB
Pitching minimums - 1 Games 1.0 IP/Game



2015 Miami Hurricanes Baseball
Conference statistics for Miami (FL) (as of Apr 12, 2015)
(ACC games only Sorted by Batting avg)

@CANESBASEBALL



Record: 14-4 Home: 9-0 Away: 5-4 ACC: 14-4

Player	avg	gp-gs	ab	r	h	2b	3b	hr	rbi	tb	slg%	bb	hp	so	gdp	ob%	sf	sh	sb-att	po	a	e	fld%
Garrett Kennedy	.441	17-16	59	15	26	2	1	3	17	39	.661	13	2	7	1	.547	1	0	0-0	64	5	0	1.000
George Iskenderian	.390	18-18	77	20	30	4	0	1	17	37	.481	4	1	13	0	.422	1	1	7-7	25	48	8	.901
David Thompson	.348	18-18	69	13	24	8	1	6	24	52	.754	8	1	7	2	.413	2	2	0-0	43	33	3	.962
Johnny Ruiz	.310	16-12	42	4	13	1	0	0	6	14	.333	5	0	8	0	.367	2	2	0-0	25	38	1	.984
Zack Collins	.292	18-18	65	14	19	2	1	3	7	32	.492	16	1	18	1	.434	1	0	2-2	58	10	1	.986
Willie Abreu	.274	18-18	62	15	17	3	0	0	11	20	.323	7	2	16	3	.366	0	2	2-2	35	3	0	1.000
Ricky Eusebio	.265	18-18	68	17	18	4	0	2	10	28	.412	7	6	14	1	.383	0	3	4-6	44	0	0	1.000
Christopher Barr	.250	15-15	48	8	12	2	1	0	3	16	.333	6	1	11	1	.345	0	4	1-1	128	7	1	.993
Carl Chester	.219	18-17	64	11	14	3	0	1	8	20	.313	8	4	20	2	.338	1	4	2-2	27	1	1	.966

Peter Crocitto	.667	4-0	3	1	2	1	0	0	1	3	1.000	0	0	0	0	.667	0	0	0-0	4	1	0	1.000
Brandon Lopez	.385	10-8	26	5	10	1	1	0	7	13	.500	9	1	4	0	.556	0	1	0-0	10	24	2	.944
Jacob Heyward	.182	14-1	11	4	2	0	0	0	0	2	.182	2	1	5	0	.357	0	0	0-0	5	0	0	1.000
Sebastian Diaz	.167	3-1	6	1	1	0	0	0	1	1	.167	0	0	5	0	.167	0	0	0-0	2	3	3	.625
Justin Smith	.000	5-2	9	2	0	0	0	0	0	0	.000	2	1	4	0	.250	0	0	0-0	3	0	0	1.000
Edgar Michelangeli	.000	6-0	7	0	0	0	0	0	0	0	.000	1	0	2	0	.125	0	0	0-0	2	3	0	1.000
Malik Rosier	.000	2-0	2	0	0	0	0	0	0	0	.000	0	0	1	0	.000	0	0	0-0	0	0	0	.000
Totals	.304	18	618	130	188	31	5	16	112	277	.448	88	21	135	11	.404	8	19	18-20	484	199	20	.972
Opponents	.234	18	602	69	141	27	4	4	57	188	.312	59	15	124	7	.316	5	14	14-18	468	152	24	.963

LOB - Team (159), Opp (142). DPs turned - Team (10), Opp (15). CI - Team (0), Opp (3). IBB - Team (1), Collins, Z. 1, Opp (5). Picked off - Collins, Z. 1, Barr, C. 1, Thompson, D. 1, Chester, C. 1, Eusebio, R. 1.

(ACC games only Sorted by Earned run avg)

Player	era	w-l	app	gs	cg	sho	sv	ip	h	r	er	bb	so	2b	3b	hr	b/avg	wp	hp	bks	sfa	sha
Andrew Suarez	2.25	4-0	5	5	0	0/1	0	28.0	28	11	7	7	30	4	0	1	.259	2	1	0	1	1
Thomas Woodrey	2.35	2-1	5	5	0	0/0	0	30.2	27	15	8	4	20	4	4	1	.235	0	4	1	0	5
Enrique Sosa	4.99	4-2	6	6	0	0/1	0	30.2	31	18	17	9	23	6	0	2	.254	5	2	0	1	1

Ryan Otero	0.00	0-0	4	0	0	0/1	0	6.0	3	0	0	0	3	0	0	0	.143	0	1	0	0	0
Danny Garcia	0.00	0-0	2	0	0	0/0	0	5.2	4	0	0	0	2	1	0	0	.222	0	0	0	1	0
Jesse Lepore	0.00	0-0	2	0	0	0/0	0	2.0	3	0	0	1	1	0	0	0	.333	0	0	0	0	0
Bryan Garcia	1.80	2-1	10	0	0	0/1	4	15.0	8	4	3	9	12	1	0	0	.160	4	1	0	0	4
Sam Abrams	1.80	0-0	5	0	0	0/1	0	10.0	10	2	2	6	7	3	0	0	.270	0	2	0	1	1
Daniel Braggi	2.61	0-0	7	0	0	0/1	0	10.1	5	3	3	4	3	3	0	0	.143	0	1	0	0	0
Cooper Hammond	2.89	1-0	8	0	0	0/0	1	9.1	11	3	3	3	7	2	0	0	.297	0	3	0	0	0
Michael Mediavilla	3.00	1-0	9	0	0	0/0	0	9.0	4	5	3	6	10	2	0	0	.138	1	0	0	1	2
Derik Beauprez	13.50	0-0	4	1	0	0/0	0	4.0	4	6	6	9	6	1	0	0	.250	1	0	0	0	0
Daniel Sayles	13.50	0-0	2	1	0	0/0	0	0.2	3	2	1	1	0	0	0	0	.600	0	0	0	0	0
Totals	2.96	14-4	18	18	0	2/2	5	161.1	141	69	53	59	124	27	4	4	.234	13	15	1	5	14
Opponents	5.60	4-14	18	18	0	0/0	1	156.0	188	130	97	88	135	31	5	16	.304	24	21	1	8	19

PB - Team (0), Opp (7). Pickoffs - Team (2), Suarez, A. 1, Kennedy, G. 1, Opp (5). SBA/ATT - Collins, Z. (11-14), Hammond, C. (3-4), Kennedy, G. (3-4), Suarez, A. (3-4), Sosa, E. (2-3), Sayles, D. (2-2), Abrams, S. (2-2), Mediavilla (0-1), Beauprez, D. (1-1), Garcia, B. (1-1).



2015 Miami Hurricanes Baseball
Conference statistics for Miami (FL) (as of Apr 12, 2015)
(ACC games only Sorted by Fielding pct)



Player	c	po	a	e	fld%	dp	sba	csb	sba%	pb	ci
Garrett Kennedy	69	64	5	0	1.000	0	3	1	.750	0	0
Ricky Eusebio	44	44	0	0	1.000	0	0	0	---	0	0
Willie Abreu	38	35	3	0	1.000	1	0	0	---	0	0
Andrew Suarez	7	2	5	0	1.000	1	3	1	.750	0	0
Thomas Woodrey	6	2	4	0	1.000	0	0	0	---	0	0
Bryan Garcia	6	1	5	0	1.000	1	1	0	1.000	0	0
Peter Crocitto	5	4	1	0	1.000	0	0	0	---	0	0
Edgar Michelangeli	5	2	3	0	1.000	0	0	0	---	0	0
Jacob Heyward	5	5	0	0	1.000	0	0	0	---	0	0
Daniel Briggi	3	1	2	0	1.000	0	0	0	---	0	0
Michael Mediavilla	3	0	3	0	1.000	0	0	1	.000	0	0
Sam Abrams	3	1	2	0	1.000	0	2	0	1.000	0	0
Justin Smith	3	3	0	0	1.000	0	0	0	---	0	0
Danny Garcia	1	0	1	0	1.000	0	0	0	---	0	0
Enrique Sosa	1	1	0	0	1.000	0	2	1	.667	0	0
Ryan Otero	1	1	0	0	1.000	0	0	0	---	0	0
Cooper Hammond	1	0	1	0	1.000	0	3	1	.750	0	0
Christopher Barr	136	128	7	1	.993	7	0	0	---	0	0
Zack Collins	69	58	10	1	.986	1	11	3	.786	0	0
Johnny Ruiz	64	25	38	1	.984	5	0	0	---	0	0
Carl Chester	29	27	1	1	.966	0	0	0	---	0	0
David Thompson	79	43	33	3	.962	2	0	0	---	0	0
Brandon Lopez	36	10	24	2	.944	3	0	0	---	0	0
George Iskenderian	81	25	48	8	.901	6	0	0	---	0	0
Sebastian Diaz	8	2	3	3	.625	0	0	0	---	0	0
Jesse Lepore	0	0	0	0	.000	0	0	0	---	0	0
Daniel Sayles	0	0	0	0	.000	0	2	0	1.000	0	0
Malik Rosier	0	0	0	0	.000	0	0	0	---	0	0
Derik Beauprez	0	0	0	0	.000	0	1	0	1.000	0	0
Totals	703	484	199	20	.972	10	14	4	.778	0	0
Opponents	644	468	152	24	.963	15	18	2	.900	7	3

Hitting minimums - 15 Games 1 AB
Pitching minimums - 1 Games 1.0 IP/Game

STARTERS SUMMARY

Player	GS	Position											Batting Order								
		p	c	1b	2b	3b	ss	lf	cf	rf	of	dh	1st	2nd	3rd	4th	5th	6th	7th	8th	9th
Ricky Eusebio	38	38	.	.	.	8	30
David Thompson	38	.	.	9	.	28	1	.	.	5	6	17	9	1	.	.
George Iskenderia	38	.	.	.	8	10	20	15	8	5	6	4	.	.
Willie Abreu	37	37	5	15	13	4	.	.
Zack Collins	37	.	21	16	.	.	18	19
Carl Chester	36	36	30	6
Garrett Kennedy	30	.	17	13	.	7	.	.	1	9	13	.	.
Christopher Barr	29	.	.	29	1	1	18	9
Johnny Ruiz	21	.	.	.	21	7	14
Brandon Lopez	18	18	8	4	6
Edgar Michelangel	10	.	.	.	7	3	6	4	.
Enrique Sosa	9	9
Danny Garcia	9	9
Thomas Woodrey	8	8
Andrew Suarez	6	6
Jacob Heyward	4	1	.	3	3	1
Derik Beauprez	3	3
Justin Smith	3	2	.	.	.	1	1	1	.	1
Sebastian Diaz	3	.	.	.	2	1	2	1
Ryan Otero	2	2
Daniel Sayles	1	1

Starting Lineup By Position
(Team W-L record when starter)

PITCHER:		
Enrique Sosa	9	(6-3)
Danny Garcia	9	(8-1)
Thomas Woodrey	8	(7-1)
Andrew Suarez	6	(6-0)
Derik Beauprez	3	(0-3)
Ryan Otero	2	(1-1)
Daniel Sayles	1	(1-0)
CATCHER:		
Zack Collins	21	(17-4)
Garrett Kennedy	17	(12-5)
FIRST BASE:		
Christopher Barr	29	(24-5)
David Thompson	9	(5-4)
SECOND BASE:		
Johnny Ruiz	21	(14-7)
George Iskenderian	8	(8-0)
Edgar Michelangeli	7	(5-2)
Sebastian Diaz	2	(2-0)
THIRD BASE:		
David Thompson	28	(23-5)
George Iskenderian	10	(6-4)
SHORTSTOP:		
George Iskenderian	20	(15-5)
Brandon Lopez	18	(14-4)
LEFT FIELD:		
Carl Chester	36	(27-9)
Justin Smith	2	(2-0)
CENTER FIELD:		
Ricky Eusebio	38	(29-9)
RIGHT FIELD:		
Willie Abreu	37	(28-9)
Jacob Heyward	1	(1-0)
DESIGNATED HITTER:		
Zack Collins	16	(11-5)
Garrett Kennedy	13	(10-3)
Edgar Michelangeli	3	(3-0)
Jacob Heyward	3	(2-1)
David Thompson	1	(1-0)
Justin Smith	1	(1-0)
Sebastian Diaz	1	(1-0)

Starting Lineup By Lineup Spot
(Team W-L record when starter)

LEADOFF:		
Carl Chester	30	(21-9)
Ricky Eusebio	8	(8-0)
2ND SPOT:		
Ricky Eusebio	30	(21-9)
Garrett Kennedy	7	(7-0)
Christopher Barr	1	(1-0)
3RD SPOT:		
Zack Collins	18	(13-5)
George Iskenderian	15	(12-3)
David Thompson	5	(4-1)
CLEANUP:		
Zack Collins	19	(15-4)
George Iskenderian	8	(6-2)
David Thompson	6	(5-1)
Willie Abreu	5	(3-2)
5TH SPOT:		
David Thompson	17	(13-4)
Willie Abreu	15	(11-4)
George Iskenderian	5	(4-1)
Garrett Kennedy	1	(1-0)
6TH SPOT:		
Willie Abreu	13	(12-1)
David Thompson	9	(7-2)
Garrett Kennedy	9	(6-3)
George Iskenderian	6	(3-3)
Justin Smith	1	(1-0)
7TH SPOT:		
Garrett Kennedy	13	(8-5)
Brandon Lopez	8	(7-1)
Edgar Michelangeli	6	(6-0)
Willie Abreu	4	(2-2)
George Iskenderian	4	(4-0)
Justin Smith	1	(1-0)
Christopher Barr	1	(1-0)
David Thompson	1	(0-1)
8TH SPOT:		
Christopher Barr	18	(15-3)
Johnny Ruiz	7	(5-2)
Brandon Lopez	4	(3-1)
Edgar Michelangeli	4	(2-2)
Jacob Heyward	3	(2-1)
Sebastian Diaz	2	(2-0)
9TH SPOT:		
Johnny Ruiz	14	(9-5)
Christopher Barr	9	(7-2)
Brandon Lopez	6	(4-2)
Carl Chester	6	(6-0)
Justin Smith	1	(1-0)
Jacob Heyward	1	(1-0)
Sebastian Diaz	1	(1-0)



**2015 Miami Hurricanes Baseball
Games Summary for Miami (FL) (as of Apr 15, 2015)
(All games)**



Score by innings	1	2	3	4	5	6	7	8	9	EX	Total
Miami (FL)	35	42	37	37	32	30	23	20	15	4	275
Opponents	20	22	21	19	11	16	12	13	10	1	145

Record when ...

Overall	29-9	After 6 leading	21-1
Conference	14-4 trailing	3-6
Non-Conference	15-5 tied	5-2
Home games	22-2	After 7 leading	22-0
Away games	7-7 trailing	3-7
Neutral site	0-0 tied	4-2
Day games	7-7	After 8 leading	23-0
Night games	22-2 trailing	3-7
vs Left starter	13-2 tied	3-2
vs Right starter	16-7		
1-Run games	8-3	Hit 0 home runs	10-7
2-Run games	2-1	... 1 home run	13-2
5+Run games	15-4	... 2+ home runs	6-0
Extra innings	3-0		
Shutouts	3-0	Opponent 0 home runs	20-6
	 1 home run	8-2
Scoring 0-2 runs	0-2 2+ HRs	1-1
..... 3-5 runs	10-5		
..... 6-9 runs	11-2	Made 0 errors	6-2
..... 10+ runs	8-0 1 error	15-3
	 2+ errors	8-4
Opponent 0-2 runs	13-1		
..... 3-5 runs	14-3	Opp. made 0 errors	6-3
..... 6-9 runs	2-2 1 error	6-4
..... 10+ runs	0-3 2+ errors	17-2
Scored in 1st inning	12-2	Out-hit opponent	23-1
Opp. scored in 1st	6-6	Out-hit by opponent	6-8
Scores first	20-3	Hits are tied	0-0
Opp. scores first	9-6		

Record when team scores:

Runs	0	1	2	3	4	5	6	7	8	9	10+
W-L	0-0	0-2	0-0	2-3	6-2	2-0	1-2	3-0	1-0	6-0	8-0

Record when opponent scores:

Runs	0	1	2	3	4	5	6	7	8	9	10+
W-L	3-0	3-0	7-1	9-0	3-1	2-2	0-0	2-0	0-1	0-1	0-3

Record when leading after:

Inn.	1	2	3	4	5	6	7	8
W-L	12-1	18-1	21-1	20-0	20-1	21-1	22-0	23-0

Record when trailing after:

Inn.	1	2	3	4	5	6	7	8
W-L	4-6	5-7	4-5	4-7	5-7	3-6	3-7	3-7

Record when tied after:

Inn.	1	2	3	4	5	6	7	8
W-L	13-2	6-1	4-3	5-2	4-1	5-2	4-2	3-2

Current winning streak: 9

Longest winning streak: 9

Longest losing streak: 2

Home attendance : 58759 (24 dates avg = 2448)

Away attendance : 29387 (14 dates avg = 2099)

Total attendance: 88146 (38 dates avg = 2319)



**2015 Miami Hurricanes Baseball
Miscellaneous Stats for Miami (FL) (as of Apr 15, 2015)
(All games)**



Multiple Hit Games	2	3	4	5+	Total
George Iskenderian	7	6	1	-	14
David Thompson	9	3	1	-	13
Garrett Kennedy	7	4	-	-	11
Ricky Eusebio	7	2	-	-	9
Zack Collins	8	1	-	-	9
Willie Abreu	7	-	1	-	8
Christopher Barr	6	1	-	-	7
Carl Chester	5	2	-	-	7
Johnny Ruiz	5	-	-	-	5
Brandon Lopez	3	1	-	-	4
Edgar Michelangeli	1	-	-	-	1
Malik Rosier	1	-	-	-	1
TEAM	66	20	3	0	89

Multiple RBI Games	2	3	4	5+	Total
David Thompson	5	1	2	3	11
Garrett Kennedy	8	2	-	-	10
George Iskenderian	5	4	-	-	9
Willie Abreu	5	1	-	-	6
Zack Collins	1	3	-	-	4
Ricky Eusebio	2	2	-	-	4
Christopher Barr	2	-	-	-	2
Carl Chester	2	-	-	-	2
Brandon Lopez	-	2	-	-	2
Johnny Ruiz	1	1	-	-	2
Edgar Michelangeli	1	-	-	-	1
Jacob Heyward	1	-	-	-	1
Malik Rosier	-	1	-	-	1
TEAM	33	17	2	3	55

Hitting Streaks	Longest	Current
David Thompson	20	6
George Iskenderian	12	-
Garrett Kennedy	11	9
Zack Collins	9	9
Willie Abreu	7	4
Ricky Eusebio	7	1
Carl Chester	7	5
Christopher Barr	5	1
Brandon Lopez	4	4
Edgar Michelangeli	4	-
Jacob Heyward	3	1
Johnny Ruiz	3	1
Peter Crocitto	3	-
Sebastian Diaz	3	-
Malik Rosier	2	-
Justin Smith	1	-

Reached Base Streaks	Longest	Current
Zack Collins	27	9
George Iskenderian	25	-
David Thompson	23	6
Ricky Eusebio	17	1
Garrett Kennedy	16	10
Carl Chester	12	5
Christopher Barr	9	1
Willie Abreu	8	4
Jacob Heyward	5	1
Johnny Ruiz	5	1
Edgar Michelangeli	5	-
Justin Smith	4	-
Brandon Lopez	4	4
Sebastian Diaz	3	-
Peter Crocitto	3	-
Malik Rosier	2	-



2014 Miami Hurricanes Baseball
#3 Virginia Cavaliers at #25 Miami Hurricanes
 Mar 22, 2014 at Coral Gables, Fla. (Alex Rodriguez Park)


Virginia Cavaliers 1 (17-4,5-2 ACC)
Miami Hurricanes 7 (13-10,5-2 ACC)

Player	ab	r	h	rbi	bb	so	po	a	lob	avg
Branden Cogswell 2b	4	0	1	0	0	2	1	3	1	.263
Daniel Pinero ss	3	0	1	0	0	0	1	2	0	.309
Mike Papi lf	1	0	0	0	2	1	2	0	0	.361
Nick Howard 1b	4	0	1	1	0	1	9	1	1	.346
Joe McCarthy rf	3	0	0	0	1	0	1	0	2	.268
Robbie Coman dh	2	0	0	0	1	0	0	0	0	.310
Matt Thaiss ph	1	0	0	0	0	0	0	0	3	.273
Brandon Downes cf	4	0	0	0	0	1	4	0	0	.211
Nate Irving c	3	0	1	0	1	0	5	1	1	.356
Kenny Towns 3b	4	1	1	0	0	1	0	2	1	.228
Nathan Kirby p	0	0	0	0	0	0	1	1	0	-
Whit Mayberry p	0	0	0	0	0	0	0	0	0	-
Austin Young p	0	0	0	0	0	0	0	0	0	-
Totals	29	1	5	1	5	6	24	10	9	

Player	ab	r	h	rbi	bb	so	po	a	lob	avg
Dale Carey cf	5	0	1	0	0	0	3	0	2	.286
Tyler Palmer lf	4	1	1	0	0	0	2	0	1	.287
Willie Abreu rf	4	0	2	1	0	0	1	0	0	.316
Ricky Eusebio pr	0	1	0	0	0	0	0	0	0	.158
Brad Fieger 1b	2	2	1	0	1	0	14	0	0	.244
Zack Collins dh	3	2	1	2	1	1	0	0	2	.164
Alex Hernandez 2b	3	0	0	0	1	3	1	4	0	.256
Johnny Ruiz 3b	3	1	0	1	1	1	0	6	0	.190
Brandon Lopez ss	4	0	1	2	0	0	0	3	0	.245
Garrett Kennedy c	3	0	1	1	0	0	6	0	1	.207
Chris Diaz p	0	0	0	0	0	0	0	1	0	-
Bryan Garcia p	0	0	0	0	0	0	0	0	0	-
Totals	31	7	8	7	4	5	27	14	6	

Score by Innings	1	2	3	4	5	6	7	8	9	R	H	E
Virginia Cavaliers	0	0	0	0	0	1	0	0	0	1	5	1
Miami Hurricanes	0	0	0	0	0	3	0	4	X	7	8	0

E - Towns, K.(5). DP - Miami 1. LOB - Virginia 9; Miami 6. 2B - Abreu, W.(3); Lopez, B.(2). HR - Collins, Z.(4). HBP - Papi, M.; Fieger, B.. SH - Cogswell, B.(5); Pinero, D.(6). SF - Kennedy, G.(1). SB - Carey, D.(7). CS - Palmer, T.(3).

Virginia Cavaliers	ip	h	r	er	bb	so	ab	bf	np	era	Miami Hurricanes	ip	h	r	er	bb	so	ab	bf	np	era
Nathan Kirby	6.2	5	3	3	2	4	25	27	92	1.21	Chris Diaz	7.1	5	1	1	3	3	24	30	103	2.58
Whit Mayberry	0.2	2	4	4	2	1	4	7	29	3.26	Bryan Garcia	1.2	0	0	0	2	3	5	7	37	1.42
Austin Young	0.2	1	0	0	0	0	2	3	8	0.00											

Win - Diaz, C. (5-0). Loss - Kirby, N. (5-1). Save - Garcia, B. (6).

WP - Kirby, N. 2(4). HBP - by Diaz, C. (Papi, M.); by Mayberry, W. (Fieger, B.). Pitches/strikes: Kirby, N. 92/58; Mayberry, W. 29/16; Young, A. 8/6; Diaz, C. 103/58; Garcia, B. 37/19.

Umpires - HP: Jacob Asher 1B: Randal Dulin 3B: David Savage

Start: 7:04 p.m Time: 3:10 Attendance: 3337



2014 Miami Hurricanes Baseball

#3 Virginia Cavaliers at #25 Miami Hurricanes

Mar 23, 2014 at Coral Gables, Fla. (Alex Rodriguez Park)

**Virginia Cavaliers 8 (18-4,6-2 ACC)**

Player	ab	r	h	rbi	bb	so	po	a	lob
Branden Cogswell 2b	7	1	4	1	0	0	1	4	1
Daniel Pinero ss	4	1	1	0	0	0	2	7	1
Mike Papi lf	5	1	1	0	0	1	1	0	2
Nick Howard 1b/p	5	1	2	1	1	0	12	0	0
Joe McCarthy rf	5	1	1	1	1	1	1	0	4
Brandon Downes cf	5	1	3	1	0	2	1	0	0
Nate Irving dh/c	4	1	1	0	0	1	1	0	1
Robbie Coman c/1b	5	1	1	2	0	1	13	0	0
Whit Mayberry p	0	0	0	0	0	0	0	0	0
Kenny Towns 3b	6	0	2	1	0	1	0	2	5
Josh Sborz p	0	0	0	0	0	0	1	0	0
Connor Jones p	0	0	0	0	0	0	0	1	0
Totals	46	8	16	7	2	7	33	14	14

Miami Hurricanes 3 (13-11,5-3 ACC)

Player	ab	r	h	rbi	bb	so	po	a	lob
Dale Carey cf	3	1	1	0	1	2	3	0	0
Tyler Palmer lf	5	0	1	0	0	1	0	0	1
Willie Abreu rf	4	0	0	0	1	4	3	0	0
Brad Fieger 1b	4	0	0	1	1	0	16	2	1
Zack Collins dh	4	1	0	0	1	3	0	0	0
Alex Hernandez 2b	3	1	0	0	2	0	1	5	2
Johnny Ruiz 3b	4	0	1	2	0	2	0	1	0
Brandon Lopez ss	4	0	0	0	0	1	2	4	0
Garrett Kennedy c	4	0	0	0	0	0	7	1	2
Andrew Suarez p	0	0	0	0	0	0	0	2	0
Thomas Woodrey p	0	0	0	0	0	0	1	0	0
Cooper Hammond p	0	0	0	0	0	0	0	0	0
AJ Salcines p	0	0	0	0	0	0	0	1	0
Enrique Sosa p	0	0	0	0	0	0	0	0	0
Danny Garcia p	0	0	0	0	0	0	0	0	0
Sam Abrams p	0	0	0	0	0	0	0	0	0
Totals	35	3	3	3	6	13	33	16	6

Score by Innings	1	2	3	4	5	6	7	8	9	10	11	R	H	E
Virginia Cavaliers	0	0	0	0	0	0	2	0	0	0	6	8	16	0
Miami Hurricanes	0	0	0	0	2	0	0	0	0	0	1	3	3	1

E - Sosa, E.(1). DP - Virginia 1. LOB - Virginia 14; Miami 6. 2B - Howard, N.(5); Towns, K.(4); Ruiz, J.(1). HR - Downes, B.(4). HBP - Papi, M.; Downes, B.; Coman, R.; Carey, D.. SH - Pinero, D. 2(8); Irving, N. 2(5).

Virginia Cavaliers	ip	h	r	er	bb	so	ab	bf	np	Miami Hurricanes	ip	h	r	er	bb	so	ab	bf	np
Josh Sborz	7.0	1	2	2	2	10	22	25	101	Andrew Suarez	6.2	9	2	2	0	3	28	29	95
Connor Jones	3.0	1	0	0	1	2	10	11	43	Thomas Woodrey	0.2	2	0	0	0	0	4	4	12
Nick Howard	0.0	1	1	1	3	0	1	4	21	Cooper Hammond	0.2	0	0	0	0	1	2	3	8
Whit Mayberry	1.0	0	0	0	0	1	2	2	5	AJ Salcines	1.1	1	0	0	1	1	3	7	29
										Enrique Sosa	0.2	2	4	3	0	1	4	6	21
										Danny Garcia	0.2	1	2	2	1	1	3	4	17
										Sam Abrams	0.1	1	0	0	0	0	2	2	5

Win - Jones, C. (2-0). Loss - Sosa, E. (0-1). Save - Mayberry, W. (1).

HBP - by Sborz, J. (Carey, D.); by Hammond, C. (Coman, R.); by Salcines, A. (Downes, B.); by Sosa, E. (Papi, M.).

BK - Jones, C.(1). PB - Kennedy, G. 2(3). Pitches/strikes: Sborz, J. 101/67; Jones, C. 43/29; Howard, N. 21/6;

Mayberry, W. 5/4; Suarez, A. 95/69; Woodrey, T. 12/8; Hammond, C. 8/4; Salcines, A. 29/16; Sosa, E. 21/12; Garcia, D. 17/11; Abrams, S. 5/3.

Umpires - HP: Randal Dulin 1B: David Savage 3B: Jacob Asher

Start: 7:04 p.m Time: 4:01 Attendance: 2812



2014 Miami Hurricanes Baseball
#3 Virginia Cavaliers at Miami Hurricanes
 Mar 24, 2014 at Coral Gables, Fla. (Alex Rodriguez Park)



Virginia Cavaliers 5 (19-4,7-2 ACC)

Player	ab	r	h	rbi	bb	so	po	a	lob
Branden Cogswell 2b	3	2	1	1	1	0	1	3	0
Daniel Pinero ss	3	1	2	1	2	0	3	3	0
Mike Papi lf	4	0	0	0	1	3	1	0	0
Nick Howard dh/p	5	0	1	3	0	0	0	0	2
Joe McCarthy rf	4	0	1	0	1	1	2	0	2
Brandon Downes cf	3	0	0	0	1	2	3	0	3
Nate Irving c	4	0	0	0	0	0	5	2	1
Robbie Coman 1b	3	1	1	0	1	1	11	0	1
Kenny Towns 3b	3	1	1	0	1	0	1	3	0
Brandon Waddell p	0	0	0	0	0	0	0	2	0
David Rosenberger p	0	0	0	0	0	0	0	0	0
Connor Jones p	0	0	0	0	0	0	0	0	0
Totals	32	5	7	5	8	7	27	13	9

Miami Hurricanes 3 (13-12,5-4 ACC)

Player	ab	r	h	rbi	bb	so	po	a	lob
Dale Carey cf	3	0	0	0	0	0	3	0	0
Tyler Palmer lf	4	0	0	0	0	1	2	0	0
Brad Fieger 1b	3	1	1	0	1	0	9	1	0
Willie Abreu rf	4	0	1	3	0	2	1	0	1
Alex Hernandez 2b	4	0	0	0	0	1	2	0	1
Zack Collins dh	3	0	3	0	0	0	0	0	0
John Lawroski pr	0	0	0	0	0	0	0	0	0
Ricky Eusebio ph	1	0	0	0	0	1	0	0	0
Johnny Ruiz 3b	4	0	0	0	0	0	0	2	1
Brandon Lopez ss	3	1	1	0	0	0	4	5	0
Garrett Kennedy c	3	1	1	0	0	0	6	1	1
Bryan Radziewski p	0	0	0	0	0	0	0	2	0
Bryan Garcia p	0	0	0	0	0	0	0	0	0
Totals	32	3	7	3	1	5	27	11	4

Score by Innings	1	2	3	4	5	6	7	8	9	R	H	E
Virginia Cavaliers	0	0	0	0	3	0	0	0	2	5	7	1
Miami Hurricanes	0	0	3	0	0	0	0	0	0	3	7	1

E - Jones, C.(1); Ruiz, J.(4). DP - Virginia 1; Miami 1. LOB - Virginia 9; Miami 4. 2B - Pinero, D.(3); Coman, R.(2); Collins, Z.(4). 3B - Abreu, W.(1). SH - Cogswell, B.(6); Carey, D.(4). CS - Fieger, B.(1).

Virginia Cavaliers	ip	h	r	er	bb	so	ab	bf	np	Miami Hurricanes	ip	h	r	er	bb	so	ab	bf	np
Brandon Waddell	6.0	6	3	3	1	1	21	23	89	Bryan Radziewski	7.0	4	3	3	6	7	24	31	123
David Rosenberger	1.0	1	0	0	0	0	4	4	12	Bryan Garcia	2.0	3	2	2	2	0	8	10	28
Connor Jones	1.0	0	0	0	0	2	4	4	17										
Nick Howard	1.0	0	0	0	0	2	3	3	11										

Win - Jones, C. (3-0). Loss - Garcia, B. (2-2). Save - Howard, N. (6).

Pitches/strikes: Waddell, B. 89/53; Rosenberger 12/8; Jones, C. 17/11; Howard, N. 11/8; Radziewski 123/66; Garcia, B. 28/13.

Umpires - HP: David Savage 1B: Jacob Asher 3B: Randal Dulin

Start: 7:04 p.m Time: 3:05 Attendance: 2607