



# Loyola Greyhounds Men's Basketball

Contact: Ryan Eigenbrode • (410) 617-2337, p • (443) 622-0550, c  
rceigenbrode@loyola.edu • www.LoyolaGreyhounds.com  
@LoyolaMBB • @LoyolaHounds • facebook.com/LoyolaHounds

## 2013-2014 Schedule

Day	Date	Opponent	Time/Result
<b>November</b>			
Fri.	8	at Binghamton	W, 79-74
Sun.	10	at Cornell	W, 93-89 (OT)
Sat.	16	<b>FAIRFIELD (MASN)</b>	<b>W, 59-52</b>
Wed.	20	at UMBC (MASN)	W, 89-83 (OT)
Tues.	26	at Connecticut (SNY)	L, 76-66

<b>December</b>			
Mon.	2	at West Virginia (MASN)	L, 96-47
Wed.	4	<b>CATHOLIC</b>	<b>W, 87-75</b>
Sat.	7	at Mount St. Mary's (MASN)	L, 70-58
Thur.	19	<b>STONY BROOK</b>	<b>L, 76-69</b>
Sat.	21	<b>SAINT JOSEPH'S</b>	<b>L, 88-77</b>
Mon	30	at Miami (Fla.) (ESPN3)	7:00 p.m.

<b>January</b>			
Thurs.	2	* <b>NAVY</b>	<b>7:30 p.m.</b>
Sun.	5	* at Army	2:00 p.m.
Wed.	8	* at American	7:30 p.m.
Sat.	11	* <b>LEHIGH</b>	<b>4:00 p.m.</b>
Mon.	13	* <b>LAFAYETTE (CBS SN)</b>	<b>7:30 p.m.</b>
Mon.	20	* at Boston Univ. (CBS SN)	7:30 p.m.
Wed.	22	* at Bucknell	7:00 p.m.
Sat.	25	* <b>COLGATE</b>	<b>7:00 p.m.</b>
Wed.	29	* at Holy Cross	7:00 p.m.

<b>February</b>			
Sat.	1	* <b>ARMY</b>	<b>1:00 p.m.</b>
Wed.	5	* <b>AMERICAN</b>	<b>7:30 p.m.</b>
Sat.	8	* at Lehigh	2:00 p.m.
Wed.	12	* at Lafayette	7:00 p.m.
Sat.	15	* <b>BOSTON UNIV. (MASN)</b>	<b>8:00 p.m.</b>
Wed.	19	* <b>BUCKNELL</b>	<b>7:30 p.m.</b>
Sat.	22	* at Colgate	2:00 p.m.
Wed.	26	* <b>HOLY CROSS</b>	<b>7:30 p.m.</b>

<b>March</b>			
Sat.	1	* at Navy	2:00 p.m.
Mon.	3	! Patriot League Fist Round	TBA
Wed.	5	! Patriot League Quarterfinals	TBA
Sat.	8	! Patriot League Semis (CBS SN)	TBA
Wed.	12	! P.L. Championship (CBS SN)	7:30 p.m.

Home games in **BOLD CAPS**, all times local; schedule subject to change; \* - Patriot League game; ! - Patriot League Championships (game at higher seed)

## Next Up

**Navy Midshipmen**  
Thursday, January 2, 2014 | 7:30 p.m.  
Baltimore, Md. | Reitz Arena

## Loyola Leaders

<b>Points</b>	Dylon Cormier	24.1
<b>Rebounds</b>	Dylon Cormier	6.2
<b>Assists</b>	R.J. Williams	4.1
<b>Blocks</b>	Jordan Latham	1.2
<b>Steals</b>	R.J. Williams	2.3
<b>Minutes</b>	Dylon Cormier	34.7
<b>FG %</b>	Jarred Jones	.559
<b>FT %</b>	R.J. Williams	.829
<b>3-Pt. %</b>	Eric Laster	.441

## Loyola Greyhounds at Miami Hurricanes

Game **11**

**Saturday, December 30, 2013 | 7:00 p.m.**  
**Coral Gables, Fla. | Bank United Center**

## The Matchup

### Loyola University Maryland

Overall Record	5-5
Patriot League Record	0-0
Head Coach	G.G. Smith
Alma Mater, Year	Georgia, '99
Record/At Loyola	5-5/Same

### University of Miami

Overall Record	7-5
ACC Record	0-1
Head Coach	Jim Larrañaga
Alma Mater, Year	Providence, '71
Record/At Miami	526-350/56-25

## Series History

All-Time	First Meeting	Last Meeting	First Meeting
Current Streak	-		

## Quick Hits About The 'Hounds

- Loyola return to action for the first time after the Christmas holiday to play at the University of Miami at 7 o'clock on Monday, December 30.
- The game is the final regular-season non-conference affair of the season before the Greyhounds embark in Patriot League play on the second day of the new year.
- Loyola scored its most points in a half, 53, in the second 20 minutes against Saint Joseph's, logging a point every 22.6 seconds as opposed to one every 50 seconds when it was outscored 60-24 in the first half of the game.
- The Greyhounds lead the Patriot League in turnover margin, averaging 3.3 fewer than opponents in 10 games.

### Last Time Out

- Saint Joseph's shot 64.5 percent, and held Loyola to 31.8 percent, in the first half, and the Hawks jumped out to a 60-24 halftime lead in Baltimore on December 21.
- The Greyhounds flipped the script, however, and outscored Saint Joseph's, 53-28, in the second half, but they lost, 88-77.
- Saint Joseph's made just 4-of-21 (19 percent) second-half shots, and Loyola forced 11 turnovers after the break.
- Dylon Cormier scored 23 of his game-high 27 after the break, and he recorded his third career double-double (all this season) with 11 rebounds. Jarred Jones added 15 points for Loyola.

## Greyhound Averages & Notes

No.	Name (Ht., Wt., Yr.)	Pos.	PPG	RPG	APG	Notable
0	Jevon Patton (5-8, 161, Fr.)	G	1.3	0.7	1.0	3 assists versus Catholic
1	Nick Gorski (6-9, 224, Fr.)	F	1.9	1.1	0.2	16 minutes vs. Saint Joseph's
2	Damon Rashford (6-5, 221, RS-Fr.)	G	1.2	0.8	0.2	7 points, 4 rebounds at Mount
3	Dylon Cormier (6-3, 184, Sr.)	G	4.1	6.2	1.4	Eight 20+ point games in 10
4	Stefano Mancini (6-2, 175, Jr.)	G	-	-	-	Will redshirt in 2013-14
5	Eric Laster (6-6, 195, So.)	G	8.9	3.9	1.7	Blocked 3 shots vs. Stony Brook
10	Denzel Brito (6-2, 202, RS-Jr.)	G	2.6	2.2	1.7	First start at West Virginia
11	Sean Tuohy Jr. (6-0, 179, RS-Fr.)	G	0.0	0.0	0.0	College debut at UConn
12	R.J. Williams (5-9, 155, Jr.)	G	7.8	2.1	4.1	6 assists in 3 different games
13	Franz Rassman (6-9, 224, So.)	F	5.3	4.2	0.8	11.0 ppg in last three
15	Jordan Latham (6-9, 243, Sr.)	F	5.5	3.5	0.9	12 blocked shots
21	Jarred Jones (6-7, 192, So.)	G	10.7	4.2	1.0	15 points vs. Saint Joseph's
23	Tyler Hubbard (6-2, 180, So.)	G	5.3	1.3	0.6	12-of-30 from behind arc
34	Chido Onyike (6-7, 204, Sr.)	F	0.0	0.0	0.0	Played in 17 games last year
42	Josh Forney (6-9, 261, RS-Fr.)	F	0.7	0.0	0.0	Collegiate debut at West Virginia

## 2013-2014 Loyola University Maryland Greyhounds Roster

No.	Name	Cl.	Pos.	Ht.	Wt.	Hometown/High School
0	Jevon Patton	Fr.	G	5-8	161	Charlotte, N.C./Olympic
1	Nick Gorski	Fr.	F	6-9	224	Richmond, Va./Benedictine Prep
2	Damion Rashford	Fr.-RS	G	6-5	221	Pickering, Ontario/Westwind Prep (Ariz.)
3	Dylon Cormier	Sr.	G	6-3	184	Baltimore, Md./Cardinal Gibbons
4	Stefano Mancini	Jr.	G	6-2	175	Falmouth, Maine/New Hampton
5	Eric Laster	So.	G	6-6	195	Smyrna, Del./Polytechnic
10	Denzel Brito	Jr.-RS	G	6-2	202	Onset, Mass./Lawrence Academy
11	Sean Tuohy Jr.	Fr.-RS	G	6-0	179	Memphis, Tenn./Briarcrest Christian
12	R.J. Williams	Jr.	G	5-9	155	Baltimore, Md./St. Frances
13	Franz Rassman	So.	F	6-9	224	Washington, D.C./Gonzaga College H.S.
15	Jordan Latham	Sr.	F	6-9	243	Baltimore, Md./City College
21	Jarred Jones	So.	G	6-7	192	Baltimore, Md./John Carroll
23	Tyler Hubbard	So.	G	6-2	180	Washington, D.C./Montrose Christian
34	Chido Onyike	Sr.	F	6-7	204	Mount Arlington, N.J./Portsmouth Abbey
42	Josh Forney	Fr.-RS	F	6-9	261	Baltimore, Md./St. Frances

**Head Coach:** G.G. Smith (Georgia '99; first season)

**Assistant Coach:** Keith Booth (Maryland '03; first season)

**Assistant Coach:** Josh Loeffler (Swarthmore '03, first season)

**Assistant Coach:** Dan Ficke (Loyola '09, first season)

**Director of Basketball Operations:** Kevin Farrell (Loyola '12; second season)

### Quick Facts

#### General Information

Location . . . . . Baltimore, Md.  
 Affiliation . . . . . Catholic, Jesuit  
 Founded . . . . . 1852  
 Enrollment . . . . . 3,917  
 Nickname . . . . . Greyhounds  
 Colors . . . . . Green & Grey  
 NCAA Affiliation . . . . . NCAA Division I  
 Conference . . . . . Patriot League  
 Home Venue (Capacity) . . . . . Reitz Arena (2,100)  
 President . . . . . Rev. Brian Linnane, S.J.  
 Director of Athletics/Assistant V.P. . . . . Jim Paquette  
 Athletics Phone . . . . . (410) 617-5013  
 Ticket Information . . . . . (410) 617-1420  
 Press Row Phone . . . . . (410) 617-5370  
 Website . . . . . LoyolaGreyhounds.com  
 Twitter . . . . . @LoyolaMBB | @LoyolaHounds  
 Facebook . . . . . facebook.com/LoyolaHounds

#### Men's Basketball Staff

Head Coach . . . . . G.G. Smith (Georgia '99)  
 Assistant Coach . . . . . Keith Booth (Maryland '03)  
 Assistant Coach . . . . . Josh Loeffler (Swarthmore '03)  
 Assistant Coach . . . . . Dan Ficke (Loyola '09)  
 Director of Basketball Ops. . . . . Kevin Farrell (Loyola '12)

#### Basketball Facts

First Season . . . . . 1908-1909  
 Seasons of Basketball . . . . . 104th Season  
 All-Time Record . . . . . 1206-1222 (.497)  
 NCAA Appearances . . . . . 2 (1994, 2012)  
 2012-2013 Record . . . . . 23-12  
 2012-2013 MAAC Record (Finish) . . . . . 12-6 (T-2nd)  
 Starters Returning/Lost . . . . . 2/3  
 Lettermen Returning/Lost . . . . . 8/5

### Pronunciation Guide

Denzel Brito . . . . . BRIT-toe  
 Dylon Cormier . . . . . DILL-uhn CORE-meer  
 Josh Forney . . . . . FOUR-knee  
 Nick Gorski . . . . . GORE-skee  
 Jarred Jones . . . . . Jared  
 Eric Laster . . . . . LASS-ter  
 Jordan Latham . . . . . LAY-thumb  
 Chido Onyike . . . . . CHEE-dough on-YOU-kay

Jevon Patton . . . . . Juh-VON  
 Damion Rashford . . . . . DAY-mee-uhn  
 Franz Rassman . . . . . FRAHNZ RASS-men  
 Sean Tuohy Jr. . . . . TOO-hee

Dan Ficke . . . . . FICK-ee  
 Josh Loeffler . . . . . LEFF-ler

### Head Coach G.G. Smith | 1st Season | Georgia '99

- Named the 20th head coach in program history on April 12, 2013, after spending the last six seasons as an assistant on the staff at Loyola.
- Earned his first head coaching win on November 8, 2013.
- Oldest son of NCAA Champion Head Coach Tubby Smith, now in his first year as head coach at Texas Tech University.
- Was the top assistant on a Loyola team that won 62 games over the last three seasons, advanced to its first NCAA Tournament in 18 years (2012) and became the first team in program history to reach postseason play in back-to-back years.
- Prior to joining the staff at Loyola before the 2007-2008 season, was an assistant coach at the Division I, II and III levels: Johns Hopkins University (2006-2007), Armstrong Atlantic State (2004-2006), Tennessee Tech (2002-2004) and University of Kentucky (2000-2002).
- Was a three-year starter, and four-year letterman, as a point guard at the University of Georgia. Graduated as the Bulldogs' career leader in games played (129), wins in a season (24) and 3-pointers in a game (nine).
- Received his bachelor of science in health and physical education from Georgia in 1999 and his masters of education in sports management from Kentucky in 2002.
- His wife, Lorie, is a physician at the National Institute of Health in Bethesda, Md. The couple has one daughter, Jayna, and their son, Ross, was born this season.



## ESPN3 Broadcast

- Monday's game at Miami will be broadcast live, worldwide, on ESPN3.
- Mike Levine will call the play-by-play, and Drew Nicholas, a member of the 2002 University of Maryland NCAA Championship team, will handle the color analysis.

## Series History Versus Miami

- Loyola and Miami will meet for the first time when the teams take the floor on Monday.
- The Greyhounds are 11-35 all-time against current Atlantic Coast Conference opponents. Fifteen of their games, and all but three of the wins, have come against Maryland. The other wins came versus Virginia Tech and Wake Forest.
- None of Loyola's 11 wins have come since the ACC was formed in 1953; the last was on December 16, 1949, when the Greyhounds beat Wake Forest, 66-51.
- Loyola faced a Jim Larrañaga-coached team once, a 66-52 loss at George Mason on December 8, 2011.

## Second Half Revivals

- Loyola has outscored its last two opponents, Stony Brook and Saint Joseph's, 90-61, in the second half.
- In those final 20 minutes, the Greyhounds have shot 45.5 percent from the field, but their defense has been the difference. The Seawolves and Hawks have been limited to just 11-of-40 (27.5 percent) from the floor during the second halves.
- Loyola's opponents have made just one 3-pointer (1-of-12, 8.3 percent), and they have committed 20 turnovers to Loyola's four after the breaks.
- In their last game, December 21 against Saint Joseph's, the Greyhounds forced 11 second-half turnovers, and the Hawks made only 4-of-21 (19 percent) shots;

none of their nine 3-point attempts found the mark.

- Offensively, Dylan Cormier has averaged 20.5 points in the second halves of the last two games for Loyola, including a 23-point performance against the Hawks.
- Against Stony Brook, the Greyhounds erased a 17-point first-half deficit to tie the score twice in the second half. Versus Saint Joseph's, Loyola trailed, 60-24, at the half, but it made the contest a three-possession game and lost by 11.
- In all 10 games this year, Loyola is outscoring opponents, 38.7-37.0, after half-time.

## Slow Starts

- The Greyhounds' furious second half rallies have been necessitated by slow starts that have dug first-half holes against Stony Brook and Saint Joseph's.
- In those games, Loyola has allowed its foes to shoot 63.2 percent (36-of-57) from the field while shooting just 37 percent (17-of-46) itself. The Seawolves and Hawks made a combined 12-of-20 shots from behind the arc, as well.
- Loyola has also lost the turnover differentials in the first halves of those games, coughing up the ball 21 times while forcing just 12 turnovers.
- Loyola has led at the half just three times this year (Binghamton, Cornell and Fairfield), an all three of those games translated into victories.
- Cumulatively, in the Greyhounds' 10 games, Loyola has been outscored, 39.2-31.0, in the first half this season.

## Non-Conference Comes To A Close

- Monday's game at Miami will be the Greyhounds' final non-conference tile of the 2013-2014 regular-season.
- They will start their inaugural year in the Patriot League with a pair of games later

## Loyola & The League

(as of December 26, 2013)

School	Overall		League	
	W	L	W	L
Colgate	6	4	0	0
Boston U.	7	5	0	0
Lehigh	7	5	0	0
Holy Cross	6	5	0	0
<b>Loyola</b>	<b>5</b>	<b>5</b>	<b>0</b>	<b>0</b>
Bucknell	5	5	0	0
Navy	5	5	0	0
Lafayette	4	6	0	0
American	3	7	0	0
Army	3	7	0	0

## Patriot League Games This Week

### December 30, 2013

Coast Guard at Army, 1 p.m.

Columbia at Colgate, 7 p.m.

Lehigh at Bryant, 7 p.m.

**Loyola at Miami, 7 p.m.**

Navy at UMBC, 7 p.m.

### January 2, 2014

American at Bucknell, 7 p.m.

Army at Lafayette, 7 p.m.

Holy Cross at Boston U., 7 p.m.

Lehigh at Colgate, 7 p.m.

**Navy at Loyola, 7:30 p.m.**

## Preseason All-Patriot League Team

Cameron Ayers	Bucknell	Sr.	G
<b>Dylon Cormier</b>	<b>Loyola</b>	<b>Sr.</b>	<b>G</b>
Dave Dudzinski	Holy Cross	Sr.	F
D.J. Irving	Boston U.	Sr.	G
Mackey McKnight	Lehigh	Sr.	G



## Leading The Greyhounds & Offensive Superlatives

(Includes ties)

	13-14	# Times Leading Team (2013-2014/Career)											Double-
Player	G-GS	Pts.	Reb.	Ast.	Stl.	Blk.	Min.	10+ pts.	20+ pts.	10+ reb.	5+ ast.	3+ stl	Doubles
Brito	10-3	0/0	0/0	1/1	0/0	0/0	0/0	0/12*	0/0	0/0	0/8*	1/2*	0/0
Cormier	10-10	10/39	5/11	2/23	5/41	1/11	8/38	10/76	8/23	3/3	1/2	3/18	3/3
Forney	3-0	0/0	0/0	0/0	0/0	0/0	0/0	0/0	0/0	0/0	0/0	0/0	0/0
Gorski	10-0	0/0	0/0	0/0	0/0	1/1	0/0	0/0	0/0	0/0	0/0	0/0	0/0
Hubbard	10-0	0/0	0/0	0/0	1/4	0/0	0/0	1/4	0/0	0/0	0/0	0/2	0/0
Jones	10-0	0/0	1/1	0/1	2/4	3/10	1/1	5/5	1/1	0/0	0/1	1/2	0/0
Laster	10-10	0/0	4/4	1/2	1/3	2/2	3/3	4/4	0/0	0/0	1/1	0/0	0/0
Latham	10-10	0/1	0/0	0/1	0/0	5/26	0/0	2/5	0/0	0/0	0/0	0/0	0/0
Mancini	0-0	0/0	0/0	0/0	0/0	0/0	0/0	0/0	0/0	0/0	0/0	0/0	0/0
Onyuke	2-0	0/0	0/0	0/0	0/0	0/0	0/0	0/0	0/0	0/0	0/0	0/0	0/0
Patton	3-0	0/0	0/0	0/0	1/1	0/0	0/0	0/0	0/0	0/0	0/0	0/0	0/0
Rashford	9-0	0/0	0/0	0/0	2/2	0/0	0/0	0/0	0/0	0/0	0/0	0/0	0/0
Rassman	10-10	0/0	3/3	0/0	1/1	1/1	0/0	2/3	0/0	0/0	0/0	1/1	0/0
Tuohy	3-0	0/0	0/0	0/0	0/0	0/0	0/0	0/0	0/0	0/0	0/0	0/0	0/0
Williams	8-7	0/0	0/0	6/27	3/19	0/0	1/1	3/6	0/0	0/0	3/11	3/8	0/0

\* - includes stats from previous school

**Loyola Greyhounds at Miami Hurricanes | Monday, December 30, 2013 | 7:00 p.m. | ESPN3**

**Game 11**

in the week against two service academies.

- Loyola hosts the U.S. Naval Academy, at 7:30 p.m. on Thursday, January 2, before traveling to the U.S. Military Academy on Sunday, January 5, for a 2 o'clock tipoff.

## Second Half Versus Saint Joseph's

- The aforementioned second half against Saint Joseph's saw Loyola outscore the Hawks, 53-28. The 53 points were the most that the Greyhounds have scored in a half this season, besting the 48 second-half points they tallied versus Catholic University.
- Loyola's top three scorers in the game – Dylon Cormier (27), Jarred Jones (15) and Eric Laster (10) – combined for 41 of Loyola's 53 points after the break.
- Cormier was 9-of-13 from the field for 23 points, and Laster hit 4-of-6 shots for 10. Cormier's 23 points were the most by a Loyola player in a half this season, as were his nine rebounds.
- Loyola committed only two turnovers after the break, while its five steals contributed to 11 Saint Joseph's miscues.

## Cormier's Start To The Season

- Dylon Cormier has started the season scoring in bunches, averaging 24.1 points per game through 10. Through games of Thursday, December 26, Cormier is fifth in the nation in scoring, trailing only Niagara University's Antoine Mason (28.3), Creighton University's Doug McDermott (24.6), North Carolina Central's Jeremy Ingram (24.6) and Texas Southern's Aaric Murray (24.5).
- Cormier scored 20 or more points in the Greyhounds' first five games, and he had three 30-plus point efforts during that stretch, as well. Overall, he has eight 20+ point games in 10 contests.
- On November 20 at UMBC, Cormier had a

career-high 12 field goals and went 9-of-13 from the line to match his career-best with 34 points (also set on November 10 at Cornell).

- No Loyola player in the school's Division I era (since 1981-1982) had started the season with five-straight 20-point games. Andre Collins, who set the school single-season scoring record at 26.1, started the 2005-2006 season with 20 or more points in five of six games, but he scored just 16 in the Greyhounds' third game of the season.
- Collins had eight games with 30 or more points that season, the most by a Loyola player during the Division I era.
- Cormier was the first player in Loyola men's basketball history to post two 30+ point games to start the season.
- He was the first Loyola player to score 30 or more in back-to-back outings since Collins went for 34, 36 and 39 in three-straight games (all on the road at VMI, Delaware and Providence) from December 29, 2005-January 3, 2006.

## 1,400 For Cormier

- In the second half at Mount St. Mary's, Dylon Cormier became the 12th player in school history to score 1,400 or more points in a career. Entering Monday's game against Miami with 1,454, Cormier is four points from overtaking B.J. Pendleton (1991-95) for 10th place on the Greyhounds' all-time scoring list.
- He is the eighth player at Loyola to reach 1,400 points at the Division I level.

## Cormier To The Charity Stripe

- Loyola went to the free-throw line a season-high 35 times on December 19 against Stony Brook, and Dylon Cormier took 21 of the attempts.
- His 21 free throw attempts were the second-most in school single-game history,

one shy of tying the January 14, 2009, mark set by Jamal Barney against NJIT.

- Cormier made 16 free throws, a career-best, good for a tie for fourth in single-game history. Barney holds that record, as well, with 18.
- Through 10 games, Cormier has gone to the free-throw line 99 times (tied for 15th in Division I through games of December 26). His average of 9.9 free throws per game are tied for fifth nationally.
- Loyola is guaranteed at least 30 games this season (29 regular-season, plus at least one Patriot League Tournament), and with that average, Cormier would 299 free throws in 2013-14. The school single-season record for free throws attempted is 255 set in 1997-98 by Mike Powell.
- In his career, Cormier is 402-of-570 from the free-throw line. Against Saint Joseph's, he moved into fourth-place at Loyola in attempts, and he is now 11 away from fifth-place in makes.

## Sticky Fingers

- Loyola has logged 13 steals in two of its last three games (at Mount St. Mary's and versus Stony Brook), raising its Patriot League leading average to 8.5 per game this season. It is also tied for 27th in the nation in steals per game.
- The Greyhounds have had 11 or more steals in four games – 12 at UMBC, 11 at Connecticut and 13 at Mount St. Mary's and versus Stony Brook – through 10 contests.
- R.J. Williams leads the Patriot League, and it tied for 35th nationally, in steals per game (2.3), while Dylon Cormier is fourth (1.9). Cormier had a season-high four thefts against the Seawolves.
- Cormier now has 158 in his career at Loyola, fifth-most in school history and two out of fourth place. With 83 in his ca-

## Starts By Player

Player	13-14 G-GS	Career G-GS	Current Streak	Career Streak
Brito	10-3	63*-24*	0	3
Cormier	10-10	104-101	11	50
Forney	3-0	3-0	0	0
Gorski	10-0	10-0	0	0
Hubbard	10-0	39-0	0	0
Jones	10-0	43-9	0	5
Laster	10-10	37-10	10	10
Latham	10-10	83*-28	13	13
Mancini	0-0	0-0	0	0
Onyiuuke	2-0	30-0	0	0
Patton	3-0	3-0	0	0
Rashford	9-0	9-0	0	0
Rassman	10-10	44-16	10	10
Tuohy	3-0	3-0	0	0
Williams	8-7	58-48	2	22

\* - includes stats from previous school

## Starting Lineups & Points To Start Game

Opponent	F	F	G/F	G	G
Binghamton	Latham	Rassman	Laster	Williams	Cormier
Cornell	Latham	Rassman	Laster	Williams	Cormier
Fairfield	Latham	Rassman	Laster	Williams	Cormier
UMBC	Latham	Rassman	Laster	Williams	Cormier
Connecticut	Latham	Rassman	Laster	Williams	Cormier
West Virginia	Latham	Rassman	Laster	Brito	Cormier
Catholic	Latham	Rassman	Laster	Brito	Cormier
Mt. St. Mary's	Latham	Rassman	Laster	Brito	Cormier
Stony Brook	Latham	Rassman	Laster	Williams	Cormier
St. Joe's	Latham	Rassman	Laster	Williams	Cormier
Miami					
Navy					
Army					
American					
Lehigh					
Lafayette					
Boston U.					
Bucknell					
Colgate					
Holy Cross					
Army					
American					
Lehigh					

Opponent	F/G	F	F	G	G
Lafayette					
Boston U.					
Bucknell					
Colgate					
Holy Cross					
Navy					
<b>Scored Loyola's First Points</b>					
Cormier			6		
Laster			2		
Latham			1		
Rassman			1		

<b>How Loyola Scored Its First Points</b>					
Layup				5	
3-Pointer				2	
Jumper				2	
Free Throw				1	



reer, Williams is 24th on the career chart.

### Turnovers Trending Lower

- Through 10 games this season, the Greyhounds have done a relatively good job of taking care of possessions, averaging 11.2 turnovers per game, second best amongst Patriot League teams.
- Loyola is slightly ahead of last year's average of 11.9 turnovers per game (12.1 in the first nine of the season).
- Additionally, the Greyhounds lead the Patriot League in turnover margin, averaging 3.4 fewer than their opponents this season. Loyola has forced 14.6 turnovers per game this year, 8.8 per game by route of the steal, a stat that is also tops in the conference.
- In all, the Greyhounds have committed 100 turnovers to their opponents 131.

### Telling Stat

- In Loyola's five losses this season – at Connecticut, West Virginia, Mount St. Mary's and versus Stony Brook and Saint Joseph's – the Greyhounds are shooting a over eight percent worse from the floor than they are in their five victories.
- Loyola has made 45.9 percent (134-of-292) shots in five wins versus 37.8 percent (111-of-294) in four losses. As a consequence, Loyola is averaging 18 points less (81.4 versus 63.4) in the losses.
- As one would expect, opponents are shooting better (47.1-42.4) in the games they've won.

### Jones Returns To Scoring Form

- Jarred Jones had his best scoring night since of the month of December against Saint Joseph's, finishing with 15 points on 5-of-8 from the field. He hit two 3-pointers, his first two of the season, and also had two steals in the game. His 15 points

were the second most of his career.

- Jones is the team's second leading scorer this season, averaging 10.7 points per game while shooting a team-best 55.9 percent from the field. He has also gone to the free-throw line 37 times, making 29 attempts for a 78.4 percentage.
- The sophomore had a career night in the season-opener against Binghamton, recording personal bests in points (22), rebounds (7), field goals made (8), field goal attempts (11) and blocked shots (4).
- While his offensive production was critical, his four blocked shots were just as important. Jones swatted two Binghamton layups with weak-side help in the final 2:10 of regulation. The first block came in transition, and the second was on a drive from the left side. Both shots would have given Binghamton the lead if not for the blocks.
- He followed that game with a 13-point, 7-rebound effort against Cornell.

### Getting To The Line

- Hopefully, the ability Loyola showed in its last two games to get to the free-throw line (35 attempts against Stony Brook, 26 versus Saint Joseph's) is a sign of things to come. When Loyola opened the season with a 4-0 record, it was going tot he free-throw line 32.5 times (129 total).
- Since then, however, Loyola has gone to the line an average of just 21.6 times (127 total) in its last six games. Take out the last two games, and the Greyhounds were averaging just 16.5 free throws attempted over a four-game stretch.

### Rassman Producing More

- Franz Rassman has shown his best scoring form of the season in Loyola's last four games, averaging 10.0 points in those contests.

- After tallying a career-best 14 points on 7-of-9 shooting against Catholic University, Rassman finished with 12 points – 10 in the first half – at Mount St. Mary's.
- In Loyola's first six games of the season, Rassman was making just 31.8 percent of shots (7-of-22), but he has hit 54.8 percent (17-of-31) in the last three contests.

### Doing The Little Things

- Eric Laster has done the stat-sheet filling things in the several games for the Greyhounds. The guard, who is in his first year as a starter, has pulled down at least four rebounds in each of the last six games.
- On December 19 versus Stony Brook, he blocked a career-best three shots, and earlier this month, he posted a career-high five assists in a win over Catholic.
- Laster has 17 assists this year against just six turnovers, and he is averaging 3.9 rebounds per game.
- After averaging just 5.3 minutes in 27 games last season, he has seen his role expand dramatically this season, starting the first five games on the wing.
- Laster has averaged 8.9 points in Loyola's first 10 contests, and he is shooting 44.1 percent (15-of-34) from 3-point range. In 27 games last year, he averaged just 0.8 points (22 total) and shot 32.3 percent overall from the field.

### Williams To The Basket

- R.J. Williams has been a true point guard throughout his career at Loyola, but he has taken more opportunities to score this season. He has scored 10 or more three times (the same number he had during his first two years), including tallying 11 versus Stony Brook to match his career-high.
- Against the Seawolves, Williams showed

## Loyola's Record...

at home	2-2
on the road	3-3
neutral site	0-0
overtime	2-0
November	4-1
December	1-4
January	0-0
February	0-0
March	0-0
in afternoon games	1-2
in night games	4-3
when leading at halftime	3-0
when trailing at halftime	1-5
when tied at halftime	1-0
when leading with 5:00 left	2-0
when trailing with 5:00 left	3-5
when tied with 5:00 left	0-0
when outrebounding its opponent	3-1
when being outrebounded	2-4
when tied in rebounds	0-0

when outshooting opponent	3-1
when outshot by opponent	2-4
when shooting same as opponent	0-0
when shooting less than 30%	0-0
when shooting 30-39.9%	1-4
when shooting 40-49.9%	1-1
when shooting 50% or better	3-0
when opponents shoot less than 30%	0-0
when opponents shoot 30-39.9%	2-0
when opponents shoot 40-49.9%	3-3
when opponents shoot 50% or better	0-2
when scoring less than 60 points	1-2
when scoring 60-69 points	0-2
when scoring 70-79 points	1-1
when scoring 80 or more points	3-0
when opponent scores less than 60	1-0
when opponent scores 60-69	0-0
when opponent scores 70-79	2-3
when opponent scores 80 or more	2-2
when committing fewer turnovers	4-4

when committing more turnovers	1-1
when tied in turnovers	0-0
when shooting more free throws	4-1
when shooting fewer free throws	1-4
when tied in free throws	0-0
when making more 3-pointers	3-1
when making fewer 3-pointers	1-4
when tied in 3-pointers	1-0
when bench outscores opponent's	3-1
when bench is outscored by opponent's	2-4
when benches are tied	0-0
when outscoring opponent in the paint	2-3
when outscored by opponent in paint	3-2
when tied in points in the paint	0-0
when scoring more 2nd chance points	2-4
when scoring fewer 2nd chance points	3-1
when tied in second chance points	0-0
when scoring more points off turnovers	4-3
when scoring fewer points off turnovers	1-2
when tied in points off turnovers	0-0

his ability to get to the basket for layups or to draw fouls. He leads the team in free-throw percentage (82.9), making 29-of-35 from the charity stripe this season.

### Outside Shooting Off The Bench

- Tyler Hubbard's role as an outside shooter off the bench has continued this year, with good success. The sophomore is hitting 40.0 percent (12-of-30) shots from behind the 3-point arc, while averaging 15.8 minutes per game.
- He is also getting to the free-throw line at a good clip with the ability to draw contract when driving into traffic. He has taken the fourth most free throws on the team this season, making 13-of-17.
- After averaging 2.8 points in 9.7 minutes per game last season, Hubbard has raised his scoring to 5.5 this year. He has played 24 minutes, season highs, in two of the Greyhounds' last three games.

### From Way Back

- Loyola trailed UMBC by 17 points, 58-41, with 9:44 left in regulation on November 20, but the Greyhounds came all the way back to tie the score with 11 ticks left in regulation. They then went on to win, 89-83, in overtime.
- An R.J. Williams layup with 8:37 left started a 10-0 run that would cut the deficit to seven on two Dylon Cormier free throws

at 6:29, and Loyola would get within four on three occasions after that.

- UMBC, however, pushed the lead back to double-digits, 73-63, on a Malik Garner free throw with 90 seconds remaining.
- Eric Laster hit a pair of threes, wrapped around a 1-of-2 trip to the line for UMBC's Joey Getz, and Loyola was down 74-69 with 1:14 left after Laster's second triple. Quentin Jones hit a 20-foot jumper from the left corner with 58 seconds left, but Laster answered 11 ticks later to make it a four-point game.
- Garner turned the ball over on a Cormier steal, and Later canned his fourth three in a span of 41 seconds to get the Greyhounds within a point, 76-75, with 42 seconds left. Loyola forced a missed layup by UMBC, and Cormier was fouled with 11 seconds left, and he hit 1-of-2 to tie the score. UMBC's Rodney Elliott drew contact and a foul call with 3.1 seconds showing, but the freshman missed both foul shots, forcing overtime.
- In the extra period, Loyola made 4-of-5 field goals and 5-of-8 free throws to pull away for the victory.

### Start Of The Smith Era

- G.G. Smith was named the 20th head coach in Loyola University Maryland men's basketball history on April 12, 2013. Her garnered his first head coaching win on November 8, 2013, in the sea-

son-opener against Binghamton.

- The 1999 graduate of the University of Georgia spent the last six seasons as an assistant coach at Loyola for Jimmy Pat-sos who took the head coaching position at Siena College in March.
- Loyola amassed a 106-87 record (.549) during Smith's six years as an assistant. The 106 wins and the .549 winning percentage are the best of any six-year stretch during Loyola's Division I history (since 1982-1983).
- As a player, Smith was a three-year starter and four-year letterwinner for the Bulldogs from 1995-1999. Smith helped the Bulldogs advance to the 1996 NCAA Sweet 16 and another tournament appearance in 1997. He left Georgia as the school's career leader in games played (129), wins in a season (24) and 3-pointers in a game (nine).
- Smith is the son of current Texas Tech University Head Coach Tubby Smith. The elder Smith led the University of Kentucky to the 1998 NCAA Championship and is in his 23rd season as a head coach. G.G. Smith played for his father from 1995-1997 at Georgia.

### Look Back At 2012-2013

- Loyola finished the 2012-2013 season with a 23-12 record, marking the first time in the school's Division I history (since 1982-1983) that the Greyhounds have

## The Last Time ...

#### Loyola...

Scored 100 Points	101 (101-90), vs. Canisius, 1/5/00
Shot 60 Percent Or Better From The Field	60.4% (29-48), vs. Marist, 1/17/13
Shot Under 30 Percent From the Field	28.3% (13-46), vs. Fairfield, 2/12/12
Had 40 Or More Free Throw Attempts	41 (28 made), at Niagara (2OT), 2/2/13
Made 30 Or More Free Throws	31 (46 att.), at UMBC, 11/17/11
Had 50 Or More Rebounds	122, vs. Western Maryland, 2/17/55
Had 25 Or More Assists	25, vs. Canisius, 1/5/00
Had 12 Or More Steals	13, Stony Brook, 12/19/13
Had 10 Or More Blocked Shots	10, at Siena, 2/7/11
Had 6 Players Score In Double Figures	Olson (23), Cormier (15), Brooks (14), Winbush (13), Williams (11), Etherly (11), at Niagara (2OT), 2/2/13
Had 5 Players Score in Double Figures	Cormier (23), Rassman (14), Jones (13), Hubbard (11), Latham (10), vs. Catholic, 12/4/13
Had 2 Players Score 20 Or More Pts.	Cormier (31), Jones (22) at Bing., 11/8/13
Had 30 Or More Fouls	34, at Wake Forest, 11/11/11
Won On Last Possession	89-87 (2OT), J. Brooks layup, :01, at Niagara, 2/2/13

#### A Loyola Player...

Had A Triple-Double	Dave Wojick (14p, 10r, 11a), vs. St. Francis (Pa.), 2/4/89
Had A Double-Double	Dylon Cormier (27p, 11r), Saint Joseph's, 12/21/13
Scored 40 Or More Points	40, Jamal Barney, vs. NJIT, 1/14/09
Scored 30 Or More Points	34, Dylon Cormier, at UMBC, 11/20/13
Made 5 Or More 3-Pointers	5, Eric Laster, at UMBC, 11/20/13
Had 20 Or More Rebounds	21, Jimmy Smith, vs. American, 2/23/76
Had 15 Or More Rebounds	15, Erik Etherly, at Geo. Washington, 12/7/11
Had 10 Or More Assists	12, Brian Rudolph, at Iona, 3/1/09
Had 5 Or More Steals	5, Dylon Cormier, at Siena, 2/16/13
Had 5 Or More Blocks	5, Erik Etherly, vs. Saint Peter's, 1/6/13
Made 10 Or More Field Goals	10, Dylon Cormier, Saint Joseph's, 12/21/13
Attempted 20 Or More Field Goals	21, Dylon Cormier, vs. Catholic, 12/4/13
Made 10 Free Throws	16, Dylon Cormier, Stony Brook, 12/19/13
Attempted 15 Or More Free Throws	21, Dylon Cormier, Stony Brook, 12/19/13

#### An Opposing Team...

Scored 100 Points	101 (101-85), Iona, 2/8/06
Shot 60 Percent Or Better From The Field	60.4% (29-48), at Canisius, 1/31/13
Shot Under 30 Percent From the Field	27.6% (16-58), Kent State, 3/24/13
Had 40 Or More Free Throw Attempts	40, Saint Joseph's, 12/21/13
Made 30 Or More Free Throws	32, Saint Joseph's, 12/21/13
Had 50 Or More Rebounds	62, at West Virginia, 12/2/13
Had 25 Or More Assists	
Had 12 Or More Steals	13, at Florida Gulf Coast, 12/1/12
Had 10 Or More Blocked Shots	12, at Rhode Island, 11/23/12
Had 5 Players Score In Double Figures	Dibo (19), Henderson (16), Harris (14), Noreen (13), Adrian (11), at West Virginia, 12/2/13
Had Two Players Score 20 Or More Points	Reed (23), Madray (22), at Binghamton, 11/8/13
Had 30 Or More Fouls	31, at UMBC, 11/17/11
Won On Last Possession	61-60, D. Stewart FT, :03, at Rider, 2/4/11

#### An Opposing Player...

Had A Triple-Double	Jared Jordan (12p, 10r, 10a), vs. Marist, 1/2/07
Had A Double-Double	Jameel Warney, (20p, 11r), Stony Brook, 12/19/13
Scored 40 Or More Points	
Scored 30 Or More Points	33, Rico Pickett, vs. Manhattan, 3/5/10
Made 5 Or More 3-Pointers	5, Remi Dibo, at West Virginia, 12/2/13
Had 20 Or More Rebounds	20, Ryan Rossiter, at Siena, 2/7/11
Had 15 Or More Rebounds	16, O.D. Anosike, Siena, 2/8/13
Had 10 Or More Assists	13, Bryson Fonville, vs. Catholic, 12/4/13
Had 5 Or More Steals	5, Bernard Thompson, at Fla. Gulf Coast, 12/1/12
Had 5 Or More Blocks	7, Jordan Heath, at Canisius, 1/31/13
Made 10 Or More Field Goals	11, Lamont Jones, at Iona, 3/1/13
Had 20 Or More Field Goal Attempts	20, Robert Hatter, at Cornell, 11/10/13
Made 10 Free Throws	11, Chavaughn Lewis, at Marist, 2/10/13
Had 15 Or More Free Throw Attempts	15, Chavaughn Lewis, at Marist, 2/10/13

- posted back-to-back 20-win seasons.
- The Greyhounds finished their final season in the Metro Atlantic Athletic Conference with a 12-6 mark, tying for second place.
  - After falling in the first round of the MAAC Championships, Loyola its first-ever bid tot he CollegeInsider.com Post-season Tournament. Following the Greyhounds' 2012 appearance in the NCAA Tournament, it was the first consecutive postseason bids in school Division I history and the first since 1953 in any division of competition.
  - Erik Etherly and Dylon Cormier became the first set of Loyola teammates to be named to the All-MAAC First Team in the same year.

### New Year, New Coach, New League

- In addition to sporting a new coach, Loyola will also be a member of the Patriot League for the first time in 2013-2014. The school announced in August 2012 that it would make the move to the conference, and the move became official on July 1, 2013.
- The Greyhounds will compete against American University, fellow Patriot League newcomer Boston University, Bucknell University, Colgate University, College of the Holy Cross, Lafayette College, Lehigh University, the U.S. Military Academy and the U.S. Naval Academy.

### Preseason Patriot League Picks

- As a team, the Greyhounds were slated to finish fifth in the Patriot League Pre-season poll, just six points out of third place. Boston University was the unanimous pick to win the league, followed by Lafayette, Army, Bucknell, Loyola, Lehigh, Holy Cross, Colgate, American and Navy.

- Brito, Laster Spend Summer Overseas**
  - Two Loyola players, – Denzel Brito and Eric Laster – gained valuable experience playing overseas during the summer of 2013.
  - Brito trained with the Cape Verdean National Team prior to their play in the FIBA African Championships. However, due to a FIBA exclusion, he was not able to participate in the event itself.
  - Laster played in five games on a tour that visited Belgium, England and The Netherlands. He was lauded for his wing play by writers who covered the events against professional teams in those countries.

### Cormier On The Charts

- Dylon Cormier enters his senior season at Loyola with a chance to climb many of the Greyhounds' career statistical charts. Here is a look at where he stands:

Scoring	
11th	1,454 points
Next	B.J. Pendleton, 1,457
Field Goals Made	
17th	480 field goals made
Next	B.J. Pendleton, 490
3-Pointers Made	
T-15th	92 3-Pt. Made
Next	Charlie Bell & J'hared Hall, 93
Free Throws Made	
6th	402 free throws made
Next	Maurice Hicks, 412
Assists	
21st	186 assists

Next	Milt Williams, 190
Steals	
5th	158 steals
Next	Kevin Green, 159

### Into The Fold

- Loyola signed three high school seniors in the early signing period to comprise its Class of 2018.
- Forward Cam Gregory (Waldorf, Md./St. Stephen's & St. Agnes) and guards Chancellor Barnard (Columbia, Md./Glenelg Country School) and Colton Bishop (Winston-Salem, N.C./Forsyth County Day School) will join the program in the fall.
- For more on the trio, visit <http://loyo.la/MBB-NLIs-13>.

### High Marks

- The Loyola men's basketball team scored the highest amongst squads in the State of Maryland in the most recent NCAA Graduation Success Rate report. The Greyhounds checked in with a 91-percent GSR, tops among the state's nine Division I schools, for players who entered the school between 2003-2006.

### Up Next

- Loyola will open Patriot League action with its first conference contest as a member of the group on Thursday, January 2, at 7:30 p.m. The Greyhounds host the U.S. Naval Academy that night in Reitz Arena.
- The Greyhounds then travel to West Point, N.Y., for a Sunday, January 5, contest at the U.S. Military Academy.

## Last Two Loyola Box Scores

#### Official Basketball Box Score -- Game Totals -- Final Statistics Saint Joseph's vs Loyola Maryland 12/21/13 3:00 p.m. at Baltimore, Md. - Reitz Arena

##### Saint Joseph's 88 • 6-4

#	Player	Total		3-Ptr		Rebounds			PF	TP	A	Blk	Stl	Min	
		FG	FTA	FG	FTA	Off	Def	Total							
13	ROBERTS, Ronald	6	10	0	0	8	13	2	2	4	2	0	1	30	
43	BERNARD, DeAndre	1	7	0	3	2	7	9	3	5	4	1	1	29	
45	KANACEVIC, Hall	3	7	0	0	1	2	3	7	6	3	4	0	33	
10	GALLAGHER, Langston	5	13	4	9	0	0	4	2	14	0	0	0	33	
24	WILSON, Chris	4	5	3	4	6	6	1	2	3	3	0	0	29	
00	MASCHMEYER, Evan	1	3	0	2	0	0	0	2	2	1	0	0	15	
11	CHARLES, Darius	0	2	0	2	0	0	0	1	0	0	0	0	10	
15	MILES, Isaiah	4	5	1	1	8	8	1	2	3	4	17	0	11	
22	MOLDOCK, Kyle	0	0	0	0	2	2	0	1	2	0	0	0	4	
32	NOAD, Papa	0	0	0	0	4	4	0	1	0	4	0	0	5	
	Team														
	Totals	24	52	8	21	32	40	10	27	37	18	88	19	14	3

FG % 1st Half: 20-31 64.5% 2nd Half: 4-21 19.0% Game: 24-52 46.2%  
3FG % 1st Half: 8-12 66.7% 2nd Half: 0-9 0.0% Game: 8-21 38.1%  
FT % 1st Half: 12-12 100.0 2nd Half: 20-28 71.4% Game: 32-40 80.0%

##### Loyola Maryland 77 • 5-5

#	Player	Total		3-Ptr		Rebounds		PF	TP	A	T	Blk	Stl	Min	
		FG	FTA	FG	FTA	Off	Def								
13	Rassman, Franz	2	5	1	3	2	2	1	3	7	2	1	0	2	
15	Latham, Jordan	1	2	0	0	1	2	3	7	0	2	1	0	1	
03	Cormier, Dylon	10	15	1	4	6	5	6	11	3	27	5	0	1	
05	Laster, Eric	4	7	2	5	0	0	1	4	10	2	1	0	0	
12	Williams, R.J.	3	8	0	3	3	4	0	4	2	9	4	0	2	
01	Gorski, Nick	1	6	0	1	0	1	2	3	2	2	0	1	1	
02	Rashford, Damien	0	0	0	0	0	0	0	0	0	0	0	0	0	
10	Brito, Denzel	0	2	0	2	0	0	1	1	0	0	1	0	0	
21	Jones, Jarred	5	8	2	4	3	3	4	15	5	0	0	2	27	
23	Hubbard, Tyler	0	2	0	2	0	0	0	3	0	0	0	0	0	
	Team														
	Totals	27	58	6	24	17	26	9	21	30	26	77	14	12	2

FG % 1st Half: 7-22 31.8% 2nd Half: 20-36 55.6% Game: 27-58 46.6%  
3FG % 1st Half: 2-12 16.7% 2nd Half: 4-12 33.3% Game: 6-24 25.0%  
FT % 1st Half: 8-10 80.0% 2nd Half: 9-16 56.3% Game: 17-26 65.4%

Officials: Lionel Butler, Kevin O'Connell, Dan Anderson  
Technical fouls: Saint Joseph's-None, Loyola Maryland-None.  
Attendance: 1032

Score by periods	1st	2nd	Total
Saint Joseph's	60	28	88
Loyola Maryland	24	53	77

Last FG - SJU 2nd 09:30, LOY 2nd 06:10.  
Largest lead - SJU by 37 1st 05:00, LOY by 1 1st 18:34.

Points in Paint  
SJU 49  
LOY 23

2nd Fast Break  
10  
15

Score tied - 0 times  
Lead changed - 2 times.

#### Official Basketball Box Score -- Game Totals -- Final Statistics Stony Brook vs Loyola Maryland 12/19/13 7:30 p.m. at Baltimore, Md. - Reitz Arena

##### Stony Brook 76 • 8-4

#	Player	FG		3-Ptr		Rebounds		PF	TP	A	T	Blk	Stl	Min
		FG	FGA	FG	FGA	FT	FTA	Off	Def	Total				
20	Warney, Jameel	1	7	0	0	6	7	2	9	11	0	20	5	1
25	McAlister, Eric	1	4	0	0	2	2	2	1	3	4	1	0	15
03	Walker, Ahmad	9	15	0	1	0	2	1	0	1	4	2	1	2
04	Jackson, Anthony	5	9	3	5	6	8	1	5	6	2	16	1	5
05	Coley, Dave	1	4	0	1	0	0	0	1	1	3	2	1	3
10	Purley, Carson	3	5	0	1	3	4	0	0	0	4	9	4	2
21	McDrew, Rayshaun	1	5	0	0	6	7	0	2	2	1	8	0	1
20	Briley, Chris	0	0	0	0	0	0	0	2	2	0	0	0	1
28	Mayo, Anthony	1	1	0	0	2	2	0	2	2	4	0	0	0
20	King, Scott	3	4	2	3	0	0	0	2	3	8	0	2	1
	Team							1	2	3				
	Totals	23	45	5	11	25	32	7	26	33	22	76	13	4

FG % 1st Half: 16-30 53.3% 2nd Half: 7-19 36.8% Game: 23-45 51.1%  
3FG % 1st Half: 4-8 50.0% 2nd Half: 1-3 33.3% Game: 5-11 45.5%  
FT % 1st Half: 8-9 88.9% 2nd Half: 17-23 73.9% Game: 25-32 78.1%

##### Loyola Maryland 69 • 5-4

#	Player	Total	3-Pts	Rebounds	Def	TP	A	T	Blk	Stl	Min	
		FG-FGA	FG-FGA	FT-FTA	Off	Def	Total					
13	Rassman, Franz	1-2	0-0	3-4	2	2	4	4	7	1	2	0
15	Latham, Jordan	1-7	0-0	0-0	1	1	2	5	6	0	3	1
03	Cormier, Dylon	4-13	1-3	16-21	0	2	2	3	25	1	2	0
05	Laster, Eric	3-6	1-3	0-0	1	3	4	2	7	1	0	3
12	Williams, R.J.	4-7	1-2	2-2	1	1	2	4	11	3	3	0
01	Gorski, Nick	0-1	0-1	0-0	0	1	1	1	0	0	1	0
02	Rashford, Damien	0-1	0-0	0-0	0	0	0	0	0	0	1	0
10	Brito, Denzel	0-1	0-0	2-2	0	1	1	0	2	2	0	0
21	Jones, Jarred	2-3	0-0	3-4	0	1	1	5	7	0	1	1
23	Hubbard, Tyler	1-4	1-2	0-0	0	2	2	4	4	1	1	0
04	Forney, Josh	0-0	0-0	0-0	0	0	0	1	0	0	0	0
	Team				0	2	1	3	0	0	0	0

FG % 1st Half: 10-24 41.7% 2nd Half: 9-24 37.5% Game: 19-48 39.6%  
3FG % 1st Half: 2-5 40.0% 2nd Half: 2-8 25.0% Game: 4-13 30.8%  
FT % 1st Half: 9-15 60.0% 2nd Half: 18-20 90.0% Game: 27-35 77.1%

Officials: Earl Watson, Jeff Benedict, Chesley Gladner  
Technical fouls: Stony Brook-None, Loyola Maryland-None.  
Attendance: 573

Score by periods	1st	2nd	Total
Stony Brook	44	32	76
Loyola Maryland	31	38	69

Last FG - SJU 2nd 02:47, LOY 2nd 05:14.  
Largest lead - SJU by 17 1st 07:17, LOY None.

Points in Paint  
SJU 25  
LOY 20

2nd Fast Break  
20  
13

Score tied - 3 times  
Lead changed - 0 times.

## Wins/Losses By Point Differential

	1	2	3	4	5	6	7	8	9	10	11-15	16-20	21-25	26+
Wins				1	1	1	1				1			
Losses							1			1	2			1

## 2013-2014 Loyola Highs & Lows

	Highs	Lows
Total Points	93, at Cornell, 11/10/13	47, at West Virginia, 12/2/13
Points, First Half	45, at Cornell, 11/10/13	20, at West Virginia, 12/2/13
Field Goal Percentage, Game	.530, Catholic, 12/4/13	.339, at West Virginia, 12/2/13
Field Goal Percentage, First Half	.462, at Binghamton, 11/8/13	.300, at Connecticut, 11/26/13
Points, Second Half	53, Saint Joseph's 12/21/13	27, 2x, last at West Va., 12/2/13
Field Goal Percentage, Second Half	.667, Catholic, 12/4/13	.261, Fairfield, 11/16/13
Field Goals Made	35, Catholic, 12/4/13	15, Fairfield, 11/16/13
Field Goals Attempted	74, at Cornell, 11/10/13	44, Fairfield, 11/16/13
3-Point Field Goals Made	9, at Cornell, 11/10/13	2, at Mount St. Mary's, 12/7/13
3-Point Field Goals Attempted	24, 2x, last Saint Joseph's 12/21/13	12, at West Virginia, 12/2/13
Free Throws Made	27, Stony Brook, 12/19/13	5, at West Virginia, 12/2/13
Free Throws Attempted	35, Stony Brook, 12/19/13	12, at West Virginia, 12/2/13
Offensive Rebounds	20, at Connecticut, 11/26/13	4, Fairfield, 11/16/13
Defensive Rebounds	32, at Cornell, 11/10/13	15, 2x, last Stony Brook, 12/19/13
Total Rebounds	48, at Cornell, 11/10/13	22, 2x, last Stony Brook, 12/19/13
Fouls	29, Stony Brook, 12/19/13	17, at Connecticut, 11/26/13
Assists	17, at UMBC, 11/20/13	6, at Mount St. Mary's, 12/7/13
Turnovers	17, at Binghamton, 11/8/13	6, Catholic, 12/4/13
Blocked Shots	7, 2x, last at Cornell, 11/10/13	1, 2x, last at Mt. St. Mary's, 12/7/13
Steals	13, 2x, last Stony Brook, 12/19/13	3, Catholic, 12/4/13

## 2013-2014 Opponent Highs & Lows

	Highs	Lows
Total Points	96, at West Virginia, 12/2/13	52, Fairfield, 11/16/13
Points, First Half	60, Saint Joseph's 12/21/13	23, Fairfield, 11/16/13
Field Goal Percentage, Game	.511, Stony Brook, 12/19/13	.396, Fairfield, 11/16/13
Field Goal Percentage, First Half	.645, Saint Joseph's 12/21/13	.300, Fairfield, 11/16/13
Points, Second Half	49, at West Virginia, 12/2/13	28, Saint Joseph's 12/21/13
Field Goal Percentage, Second Half	.538, at Connecticut, 11/26/13	.190, Saint Joseph's 12/21/13
Field Goals Made	34, at Cornell, 11/10/13	21, 2x, last at Mt. St. Mary's, 12/7/13
Field Goals Attempted	74, at West Virginia, 12/2/13	45, Stony Brook, 12/19/13
3-Point Field Goals Made	13, at West Virginia, 12/2/13	3, 2x, last Catholic, 12/4/13
3-Point Field Goals Attempted	22, at West Virginia, 12/2/13	10, Catholic, 12/4/13
Free Throws Made	32, Saint Joseph's 12/21/13	5, Fairfield, 11/16/13
Free Throws Attempted	40, Saint Joseph's 12/21/13	15, Fairfield, 11/16/13
Offensive Rebounds	29, at West Virginia, 12/2/13	7, 2x, last Stony Brook, 12/19/13
Defensive Rebounds	33, at West Virginia, 12/2/13	14, at Binghamton, 11/8/13
Total Rebounds	62, at West Virginia, 12/2/13	32, at Binghamton, 11/8/13
Fouls	27, Fairfield, 11/16/13	16, at Connecticut, 11/26/13
Assists	19, 2x, last Saint Joseph's 12/21/13	8, at Binghamton, 11/8/13
Turnovers	20, 2x, last at UMBC, 11/20/13	8, Catholic, 12/4/13
Blocked Shots	11, at Connecticut, 11/26/13	1, Catholic, 12/4/13
Steals	11, at UMBC, 11/20/13	2, Catholic, 12/4/13



## 2013-2014 Loyola Individual Highs

Total Points	34, 2x, last Dylon Cormier, at UMBC, 11/20/13
Points, First Half	12, 2x, last Dylon Cormier, at UMBC, 11/20/13
Points, Second Half	23, Dylon Cormier, Saint Joseph's, 12/21/13
Field Goals Made	12, Dylon Cormier, at UMBC, 11/20/13
Field Goals Attempted	27, Dylon Cormier, at Cornell, 11/10/13
3-Point Field Goals Made	5, Eric Laster, at UMBC, 11/20/13
3-Point Field Goals Attempted	8, 3x, last Eric Laster, at UMBC, 11/20/13
Free Throws Made	16, Dylon Cormier, Stony Brook, 12/19/13
Free Throws Attempted	21, Dylon Cormier, Stony Brook, 12/19/13
Offensive Rebounds	7, Dylon Cormier, at Cornell, 11/10/13
Defensive Rebounds	7, Jarred Jones, at UMBC, 11/20/13
Total Rebounds	11, 2x, last Dylon Cormier, Saint Joseph's, 12/21/13
Assists	6, 3x, last, R.J. Williams, at Connecticut, 11/26/13
Turnovers	4, 2x, last, R.J. Williams, at UMBC, 11/20/13
Blocked Shots	4, Jarred Jones, at Binghamton, 11/8/13
Steals	4, 3x, last Dylon Cormier, Stony Brook, 12/19/13

## 2013-2014 Opponent Individual Highs

Total Points	32, Robert Hatter, at Cornell, 11/10/13
Points, First Half	20, Robert Hatter, at Cornell, 11/10/13
Points, Second Half	18, DeAndre Daniels, at Connecticut, 11/26/13
Field Goals Made	12, Robert Hatter, at Cornell, 11/10/13
Field Goals Attempted	20, Robert Hatter, at Cornell, 11/10/13
3-Point Field Goals Made	5, Remi Dibo, at West Virginia, 12/2/13
3-Point Field Goals Attempted	7, 2x, last Remi Dibo, at West Virginia, 12/2/13
Free Throws Made	8, 2x, last Ronald Roberts, Saint Joseph's, 12/21/13
Free Throws Attempted	13, Ronald Roberts, Saint Joseph's, 12/21/13
Offensive Rebounds	7, Coleman Johnson, Fairfield, 11/16/13
Defensive Rebounds	9, 2x, last Jameel Warney, Stony Brook, 12/19/13
Total Rebounds	11, 3x, last Jameel Warney, Stony Brook, 12/19/13
Assists	13, Bryson Fonville, Catholic, 12/4/13
Turnovers	6, 2x, last Joey Getz, at UMBC, 11/20/13
Blocked Shots	4, 2x, last Jameel Warney, Stony Brook, 12/19/13
Steals	4, Devarick Houston, at UMBC, 11/20/13

## Speciality Stats

Opponent	1st H	2nd H	Final	Largest Lead	Paint	Off TO	2nd Ch.	Fast Brk.	Bench
Binghamton	37-36	42-38	79-74	6/9	28/20	17/24	18/24	2/0	32/10
Cornell	45-44	34-35	93-89	6/7	34/44	13/4	16/17	6/10	30/13
Fairfield	32-23	27-29	59-52	12/1	19/28	18/6	8/15	5/2	20/41
UMBC	29-33	47-43	89-83	8/17	38/46	30/12	9/20	16/12	22/30
Connecticut	26-34	40-42	66-76	2/17	30/40	19/13	16/10	13/19	17/23
West Virginia	20-47	27-49	47-96	0/51	20/30	8/21	9/42	0/4	15/46
Catholic	39-39	48-36	87-75	18/2	54/36	12/8	19/8	4/2	31/24
Mt. St. Mary's	27-32	31-38	58-70	8/16	38/28	12/17	11/8	10/13	23/18
Stony Brook	31-44	38-32	69-76	0/17	25/24	20/14	10/7	7/2	29/13
St. Joseph's	24-60	53-28	77-88	1/37	40/30	13/18	7/10	13/5	17/25
Miami									
Navy									
Army									
American									
Lehigh									
Lafayette									
Boston U.									
Bucknell									
Colgate									
Holy Cross									
Army									
American									
Lehigh									
Lafayette									
Boston U.									
Bucknell									
Colgate									
Holy Cross									
Navy									

(Information shown Loyola/opponent)

## In Patriot League Stats

as of 12/26/13		
Team	Stat	Rank
Scoring Offense	72.4	5th
Scoring Defense	77.9	9th
Scoring Margin	-5.5	10th
Free Throw Percentage	.691	7th
Field Goal Percentage	.418	10th
Opponent FG Percentage	.446	7th
3-Pt. FG Percentage	.326	9th
Opp. 3-Pt. FG Percentage	.387	8th
Rebound Margin	-9.4	10th
Assists	12.2	T-9th
Assist/Turnover Ratio	1.1:1	4th
Blocked Shots	4.0	2nd
Steals	8.5	1st
Turnover Margin	+3.3	1st
Individual	Stat	Rank
<b>Dylon Cormier</b>		
Points/Game	24.1	1st
Rebounds/Game	6.25	5th
Steals/Game	1.9	6th
Offensive Rebs./Game	3.5	1st
<b>Jarred Jones</b>		
Field Goal Pct.	.559	9th
<b>R.J. Williams</b>		
Steals/Game	2.3	1st
Assists/Game	4.1	8th
Assist:Turnover Ratio	1.7:1	6th
Free Throw Pct.	.829	7th



# Jevon Patton

Freshman • Guard • 5-10 • 165

Charlotte, N.C. • Olympic

0

**2013-2014 (Freshman):** Had three assists against Catholic (12/4)... Scored a bucket and had a rebound in 12 minutes of action at West Virginia (12/2)... Made his Loyola debut at Connecticut (11/26).

**Before Loyola:** Graduated from Olympic High School in Charlotte, N.C., where he played as a senior and led the Trojans to an undefeated 30-0 record and the school's first-ever North Carolina High School Athletic Association Class 4A title... Averaged 10.5 points, 8.3 assists and 3.0 steals per game as a senior... Earned All-Conference, All-District and All-State Tournament honors that year... Played as a sophomore and junior at Highland Tech High School in Gastonia, N.C... Led his team to a 21-7 record and the semifinals of the state playoffs in 2011-2012... That season, he helped the Rams win their first regular-season conference title and make the deepest playoff run in school history, averaging 22.0 points, 8.1 assists and 6.0 steals per game, earning Gaston County and Conference player of the Year

honors in addition to all-state, all-district and other recognition... As a sophomore, Patton scored 17.6 points and averaged 6.0 assists for the 17-9 Rams.

**Personal:** Jevon Montrey Patton... Son of Kim and Jody Patton... Was a member of the National Honor Society and Beta Club at Olympic and Highland Tech High Schools, and he earned the Marine Corps Scholar-Athlete of the Year Award and Male Athlete of the Year honor at Olympic as a senior... His father, Jody, was an all-conference basketball player at NCAA Division II school Coker College.

## Jevon Patton's Game-By-Game Statistics

Opponent	Date	gs	min	Total			3-Pointers			Free throws			Rebounds			pf	a	t/o	blk	stl	pts	avg
				fg	fga	pct	3fg	3fga	pct	ft	fta	pct	off	def	tot							
at #13 Connecticut	11/26/13	1	0-0	.000	0-0	.000	0-0	.000	0-0	.000	0	0	0	0	0	0	0	0	0	0	0.0	
at West Virginia	12/2/13	12	1-3	.333	0-1	.000	0-0	.000	0	1	1	0.5	2	0	1	0	1	0	1	2	1.0	
CATHOLIC	12/4/13	8	0-0	.000	0-0	.000	2-2	1.000	0	1	1	0.7	1	3	0	0	0	0	2	1.3		
Totals		0	21	1-3	.333	0-1	.000	2-2	1.000	0	2	0.7	3	3	1	0	1	1	4	1.3		

Games played: 3  
Minutes/game: 7.0  
Points/game: 1.3  
FG Pct: .333  
3FG Pct: 0.0  
FT Pct: 100.0

Rebounds/game: 0.7  
Assists/game: 1.0  
Turnovers/game: 0.3  
Assist/turnover ratio: 3.0  
Steals/game: 0.3

## Jevon Patton's Career & Season-Highs

### Career

<b>Points</b>	2, 2x, last Catholic, 12/4/13
<b>Rebounds</b>	1, 2x, last Catholic, 12/4/13
<b>FG</b>	1, at West Virginia, 12/2/13
<b>FGA</b>	3, at West Virginia, 12/2/13
<b>3-pt. FG</b>	
<b>3-pt. FGA</b>	1, at West Virginia, 12/2/13
<b>FT</b>	2, Catholic, 12/4/13
<b>FTA</b>	2, Catholic, 12/4/13
<b>Assists</b>	3, Catholic, 12/4/13
<b>Steals</b>	1, at West Virginia, 12/2/13
<b>Blocks</b>	
<b>Minutes</b>	12, at West Virginia, 12/2/13

## Jevon Patton's Career Statistics

			Total		3-Point		F-Throws		Rebounds											Scoring	
Season	gp-gs	min/avg	fg-fga	pct	fg-fga	pct	ft-fta	pct	off	def	tot	avg	pf	fo	ast	to	blk	stl	pts	avg	
2013-14	3-0	21/7.0	1-3	.333	0-1	.000	2-2	1.000	0	2	2	0.7	3	0	3	1	0	1	4	1.3	
TOTAL	3-0	21/7.0	1-3	.333	0-1	.000	2-2	1.000	0	2	2	0.7	3	0	3	1	0	1	4	1.3	

Loyola Greyhounds at Miami Hurricanes | Monday, December 30, 2013 | 7:00 p.m. | ESPN3

Game 11



# Nick Gorski

Freshman • Forward • 6-8 • 215  
Richmond, Va. • Benedictine Prep

1

**2013-2014 (Freshman):** Saw 16 minutes of action against Saint Joseph's (12/21) and grabbed three rebounds... Scored seven, five in the second half during a 100 second stretch, at Cornell (11/10)... Had four rebounds, as well, against the Big Red... Made his collegiate debut against Binghamton (11/8) and scored two points to go with a pair of rebounds and an assist in six minutes.

**Before Loyola:** Graduated from Benedictine College Prep in Richmond, Va., where he played his junior and senior seasons... Attended Cosby H.S. where he played as a freshman and sophomore... Was a four-year varsity starter between the two schools... Averaged 6.7 points, 6.1 rebounds and 1.1 blocked shots as a senior for Benedictine Prep, helping the Cadets to a 32-5 record and the Virginia Independent School Athletic Association Division I state title in 2012-2013... Had season-highs of 21 points and 14

rebounds during a December 2012 game against Middleburg Academy... Blocked five shots, a season-high, versus Pope John Paul The Great in February.

**Personal:** Nicholas Alexander Gorski... Achieved the rank of 2nd Lieutenant at Benedictine Prep... Played AAU basketball for East Coast Fusion.

## Nick Gorski's Game-By-Game Statistics

Opponent	Date	gs	min	Total		3-Pointers		Free throws		Rebounds				pf	a	t/o	blk	stl	pts	avg
				fg-fga	pct	3fg-fga	pct	ft-fga	pct	off	def	tot	avg							
at Binghamton	11/8/13	6	1-1	1.000	0-0	.000	0-0	.000	1	1	2	2.0	1	1	0	0	0	2	2.0	
at Cornell	11/10/13	13	3-5	.600	1-1	1.000	0-0	.000	0	4	4	3.0	1	1	0	0	0	7	4.5	
FAIRFIELD	11/16/13	9	1-3	.333	0-0	.000	1-2	.500	0	0	0	2.0	1	0	0	0	0	3	4.0	
at UMB	11/20/13	6	0-0	.000	0-0	.000	0-0	.000	0	0	0	1.5	1	0	0	0	0	0	3.0	
at #13 Connecticut	11/26/13	2	0-1	.000	0-1	.000	0-0	.000	0	1	1	1.4	1	0	1	0	0	0	2.4	
at West Virginia	12/2/13	9	1-2	.500	0-1	.000	0-0	.000	0	0	0	1.2	3	0	1	0	0	2	2.3	
CATHOLIC	12/4/13	8	1-1	1.000	0-0	.000	1-2	.500	0	0	0	1.0	3	0	0	1	0	3	2.4	
at Mount St. Mary's	12/07/13	3	0-0	.000	0-0	.000	0-0	.000	0	0	0	0.9	0	0	0	0	1	0	2.1	
STONY BROOK	12/19/13	8	0-1	.000	0-1	.000	0-0	.000	0	1	1	0.9	1	0	0	1	0	0	1.9	
SAINT JOSEPH'S	12/21/13	16	1-6	.167	0-1	.000	0-0	.000	1	2	3	1.1	2	0	1	1	0	2	1.9	
Totals		0	80	8-20	400	1-5	.200	2-4	.500	2	9	11	1.1	14	2	3	3	1	19	1.9

Games played: 10  
Minutes/game: 8.0  
Points/game: 1.9  
FG Pct: 40.0  
3FG Pct: 20.0  
FT Pct: 50.0

Rebounds/game: 1.1  
Assists/game: 0.2  
Turnovers/game: 0.3  
Assist/turnover ratio: 0.7  
Steals/game: 0.1  
Blocks/game: 0.3

## Nick Gorski's Career & Season-Highs

### Career & 2013-2014

Points	7, at Cornell, 11/10/13
Rebounds	4, at Cornell, 11/10/13
FG	3, at Cornell, 11/10/13
FGA	6, Saint Joseph's, 12/21/13
3-pt. FG	1, at Cornell, 11/10/13
3-pt. FGA	1, 5x, last Saint Joseph's, 12/21/13
FT	1, 2x, last Catholic, 12/4/13
FTA	2, 2x, Catholic, 12/4/13
Assists	1, 2x, last at Cornell, 11/10/13
Steals	1, at Mount St. Mary's, 12/7/13
Blocks	1, 3x, last Saint Joseph's, 12/21/13
Minutes	16, Saint Joseph's, 12/21/13

## Nick Gorski's Career Statistics

			Total		3-Point		F-Throws		Rebounds											Scoring	
Season	gp-gs	min/avg	fg-fga	pct	fg-fga	pct	ft-fga	pct	off	def	tot	avg	pf	fo	ast	to	blk	stl	pts	avg	
2013-14	10-0	80/8.0	8-20	.400	1-5	.200	2-4	.500	2	9	11	1.1	14	0	2	3	3	1	19	1.9	
TOTAL	10-0	80/8.0	8-20	.400	1-5	.200	2-4	.500	2	9	11	1.1	14	0	2	3	3	1	19	1.9	

Loyola Greyhounds at Miami Hurricanes | Monday, December 30, 2013 | 7:00 p.m. | ESPN3

Game 11



# Damion Rashford

RS-Freshman • Guard • 6-5 • 221

Pickering, Ont. • Westwind Prep (Ariz.)

2

**2013-2014 (Redshirt Freshman):** Scored seven points and had four rebounds in just 14 minutes of action at Mount St. Mary's (12/7)... Played 18 minutes and scored his first collegiate points at West Virginia (12/2)... Made his collegiate debut in the first half against Binghamton (11/8) and recorded a rebound.

and was coached by former Loyola guard Shane James '07.

**Personal:** Damion Alvile Rashford... Son of Gaufnette Francis and Elan Kerr... Has one younger sibling, Shamar.

**2012-2013 (Freshman):** Did not play and received a non-participatory redshirt.

**Before Loyola:** Graduated from Westwind Preparatory School in Phoenix, Ariz... Played for Coach Adam Desautels at Westwind... Earned All-Arizona Division I honors from The Arizona Republic while helping the Warriors to a 17-9 record in 2011-2012... Averaged 18.8 points and 6.5 rebounds per game at Westwind... Played AAU Basketball for Triple Balance in Toronto

## Damion Rashford's Game-By-Game Stats

Opponent	Date	gs	min	Total		3-Pointers		Free throws		Rebounds				pf	a	t/o	blk	stl	pts	avg
				fg-fga	pct	3fg-fga	pct	ft-fa	pct	off	def	tot	avg							
at Binghamton	11/8/13	1	0-1	.000	0-0	.000	0-0	.000	0	1	1	1.0	0	0	0	0	0	0	0	0.0
at Cornell	11/10/13	2	0-0	.000	0-0	.000	0-0	.000	0	1	1	1.0	0	0	0	0	0	0	0	0.0
at UMBC	11/20/13	1	0-1	.000	0-0	.000	0-0	.000	0	0	0	0.7	0	0	0	0	0	0	0	0.0
at #13 Connecticut	11/26/13	5	0-1	.000	0-0	.000	0-2	.000	0	0	0	0.5	0	0	1	0	0	0	0	0.0
at West Virginia	12/2/13	18	1-7	.143	0-3	.000	0-0	.000	0	1	1	0.6	1	2	0	0	1	2	0.4	
CATHOLIC	12/4/13	10	1-2	.500	0-1	.000	0-0	.000	0	0	0	0.5	0	0	0	0	1	2	0.7	
at Mount St. Mary's	12/07/13	14	3-6	.500	1-3	.333	0-0	.000	1	3	4	1.0	2	0	1	0	0	7	1.6	
STONY BROOK	12/19/13	2	0-1	.000	0-0	.000	0-0	.000	0	0	0	0.9	0	0	1	0	0	0	0	1.4
SAINT JOSEPH'S	12/21/13	4	0-0	.000	0-0	.000	0-0	.000	0	0	0	0.8	2	0	0	0	0	0	0	1.2
Totals		0	57	5-19	.263	1-7	.143	0-2	.000	1	6	7	0.8	5	2	3	0	2	11	1.2

Games played: 9  
Minutes/game: 6.3  
Points/game: 1.2  
FG Pct: .263  
3FG Pct: .143  
FT Pct: 0.0

Rebounds/game: 0.8  
Assists/game: 0.2  
Turnovers/game: 0.3  
Assist/turnover ratio: 0.7  
Steals/game: 0.2

## Damion Rashford's Career & Season-Highs

### Career & 2013-2014

Points	7, at Mount St. Mary's, 12/7/13
Rebounds	4, at Mount St. Mary's, 12/7/13
FG	3, at Mount St. Mary's, 12/7/13
FGA	7, at West Virginia, 12/2/13
3-pt. FG	1, at Mount St. Mary's, 12/7/13
3-pt. FGA	3, 2x, last at Mount St. Mary's, 12/7/13
FT	
FTA	2, at Connecticut, 11/26/13
Assists	2, at West Virginia, 12/2/13
Steals	1, 2x, last Catholic, 12/4/13
Blocks	
Minutes	18, at West Virginia, 12/2/13

## Damion Rashford's Career Statistics

			Total		3-Point		F-Throws		Rebounds											Scoring	
Season	gp-gs	min/avg	fg-fga	pct	fg-fga	pct	ft-fa	pct	off	def	tot	avg	pf	fo	ast	to	blk	stl	pts	avg	
2013-14	9-0	57/6.3	5-19	.263	1-7	.143	0-2	.000	1	6	7	0.8	5	0	2	3	0	2	11	1.2	
TOTAL	9-0	57/6.3	5-19	.263	1-7	.143	0-2	.000	1	6	7	0.8	5	0	2	3	0	2	11	1.2	

Loyola Greyhounds at Miami Hurricanes | Monday, December 30, 2013 | 7:00 p.m. | ESPN3

Game 11





# Dylon Cormier

Senior • Guard • 6-3 • 184  
Baltimore, Md. • Cardinal Gibbons

# 3

**2013-2014 (Senior):** Preseason All-Patriot League... Scored 23 of his game-high 27 in the second half against Saint Joseph's (12/21)... Had his third double-double with 11 rebounds against the Hawks... Made 16-of-21 free throws and scored 25 against Stony Brook (12/19)... The 21 free throws attempted are second-most in school history... Tallied 23 points at No. 23 Connecticut (11/26)... Matched his career-best with 34 points, and had a double-double with 10 points at UMBC (11/20)... Made a career-high 12 field goals in that game... Named Patriot League Player of the Week after the first weekend of the year when he averaged 32.5 points and 8.5 rebounds in two wins... Scored a career-high 34 at Cornell (11/10) and had his first double-double with a career-best 11 boards... Tallied eight of his points in overtime and had a steal to seal the win with 13 seconds left... Opened the year with 31 points at Binghamton (11/8), 21 in the second half.

**2012-2013 (Junior):** Named to the All-MAAC First Team after leading the Greyhounds in scoring (16.4 points per game)... Played in 34 games and averaged 35.1 minutes per game, tops on the team... Scored his 1,000th career point on January 21 at Fairfield in the same game as teammate Erik Etherly also notched his 1,000th point... They were the first pair of Loyola teammates and first in the Metro Atlantic Athletic Conference to accomplish the feat in the same game... Enters his senior season with 1,213 points, a total good for 22nd all-time at Loyola... Finished second in the MAAC with 62 steals, a total that ranks seventh in school single-season history... Enters 2013-2014 with 139 career steals, seventh in school career history... Was the team's top offensive rebounder during the season with 75... Averaged 4.6 rebounds per game, third-best on the team... Scored in double-figures in 31 of 34 games during the season and had 15 or more on 24 occasions... Topped the 20-point mark seven times... Poured in a career-best 27 at Coppin State (11/28), making 11-of-12 free throws in the game... Scored 25 points, grabbed five offensive

rebounds and had a season-high five steals at Memphis (12/30).

**2011-2012 (Sophomore):** Earned All-MAAC Second Team honors in his second season after finishing second on the team in points per game (13.4), while leading the team in steals (51)... Opened the season with 13 points at Wake Forest (11/11) and followed with back-to-back 20-point efforts against Coppin State (11/14) and at UMBC (11/17)... Was 15-of-17 from the free-throw line against the Retrievers, helping Jimmy Patsos win his 100th career game as a head coach... His 15 free throws made are tied for sixth-most in school history... Set his career-high four days later by going 7-of-13 from the field and 10-of-13 from the line to score 26 in Loyola's win at George Washington (12/7)... Made 6-of-9 shots three days later at Mount St. Mary's (12/10) and scored 15 to go with three assists and five boards... Earned MAAC and Jesuit Spotlight National Player of the Week honors following those two games... Scored in double-figures in each of Loyola's first nine games and 15 of the Greyhounds' first 16... Finished the season with 14 points in the NCAA Second Round against Ohio State (3/15).

**2010-2011 (Freshman):** Has a solid freshman season, playing both guard spots, for the Greyhounds... Saw action in 28 games and started 27... Missed two December games due to illness... Averaged 8.1 points per game... Solid defender who was drawing the opposition's top perimeter player by the end of the season... Burst onto the scene in his second collegiate game with a 20-point performance to lead all players against UMBC (11/17).

**Before Loyola:** Was a member of the final graduating class at Cardinal Gibbons High School which closed in the spring of 2010... Earned All-Metro honors from The Baltimore Sun following his junior and senior seasons.

## Dylon Cormier's Game-By-Game Statistics

Opponent	Date	gs	min	Total		3-Pointers		Free throws		Rebounds		pf	a	tlo	blk	stl	pts	avg		
				fg	pct	3fg	pct	ft	pct	off	def									
at Binghamton	11/8/13	*	38	10-22	.455	3-8	.375	8-12	.667	4	2	6.0	2	0	4	1	3	31.0		
at Cornell	11/10/13	*	32	9-27	.333	3-8	.375	13-19	.684	7	4	11	8.5	4	1	1	0	34	32.5	
FAIRFIELD	11/16/13	*	38	6-12	.500	1-4	.250	7-9	.778	4	1	5	7.3	1	1	2	0	20	28.3	
at UMBC	11/20/13	*	44	12-22	.545	1-3	.333	9-13	.692	5	5	10	8.0	4	2	3	1	2	34	29.8
at #13 Connecticut	11/26/13	*	36	9-22	.409	2-6	.333	3-5	.600	4	1	5	7.4	2	0	2	0	1	23	28.4
at West Virginia	12/2/13	*	32	4-7	.571	2-2	1.000	1-2	.500	1	1	2	6.5	3	3	1	1	1	11	25.5
CATHOLIC	12/4/13	*	33	9-21	.429	2-6	.333	3-5	.600	4	3	7	6.6	0	1	0	3	1	23	25.1
at Mount St. Mary's	12/07/13	*	23	5-10	.500	0-3	.000	3-5	.600	1	2	3	6.1	4	0	1	0	2	13	23.6
STONY BROOK	12/19/13	*	36	4-13	.308	1-3	.333	16-21	.762	0	2	2	5.7	3	1	2	0	4	25	23.8
SAINT JOSEPH'S	12/21/13	*	35	10-15	.667	1-4	.250	6-8	.750	5	6	11	6.2	3	5	0	0	1	27	24.1
Totals		10	347	78-171	.456	16-47	.340	69-99	.697	35	27	62	6.2	26	14	16	6	19	241	24.1

Games played: 10  
Minutes/game: 34.7  
Points/game: 24.1  
FG Pct: 45.6  
3FG Pct: 34.0  
FT Pct: 69.7

Rebounds/game: 6.2  
Assists/game: 1.4  
Turnovers/game: 1.6  
Assist/turnover ratio: 0.9  
Steals/game: 1.9  
Blocks/game: 0.6

## Dylon Cormier's Career & Season-Highs

### Career

Points	34, 2x, last at UMBC, 11/20/13
Rebounds	11, 2x, last Saint Joseph's, 12/21/13
FG	12, at UMBC, 11/20/13
FGA	27, at Cornell, 11/10/13
3-pt. FG	5, at Siena, 12/3/11
3-pt. FGA	8, 2x, last at Cornell, 11/10/13
FT	16, Stony Brook, 12/19/13
FTA	21, Stony Brook, 12/19/13
Assists	6, 3x, at Iona, 3/1/13
Steals	5, 3x, last at Siena, 2/16/13
Blocks	3, Catholic, 12/4/13
Minutes	49, at Niagara, 2/2/13

### 2013-2014

Points	34, 2x, last at UMBC, 11/20/13
Rebounds	11, 2x, last Saint Joseph's, 12/21/13
FG	12, at UMBC, 11/20/13
FGA	27, at Cornell, 11/10/13
3-pt. FG	3, 2x, last at Cornell, 11/10/13
3-pt. FGA	8, 2x, last at Cornell, 11/10/13
FT	16, Stony Brook, 12/19/13
FTA	21, Stony Brook, 12/19/13
Assists	5, Saint Joseph's, 12/21/13
Steals	4, Stony Brook, 12/19/13
Blocks	3, Catholic, 12/4/13
Minutes	44, at UMBC, 11/20/13

## Dylon Cormier's Career Statistics

			Total		3-Point		F-Throws		Rebounds											Scoring	
Season	gp-gs	min/avg	fg-fga	pct	fg-fga	pct	ft-fa	pct	off	def	tot	avg	pf	fo	ast	to	blk	stl	pts	avg	
2010-11	28-28	748/26.7	80-211	.379	14-65	.215	53-79	.671	53	32	85	3.0	61	0	30	25	1	26	227	8.1	
2011-12	32-30	992/31.0	143-310	.461	34-102	.333	108-160	.675	50	55	105	3.3	63	1	58	54	5	51	428	13.4	
2012-13	34-33	1195/35.1	179-434	.412	28-103	.272	172-232	.741	75	80	155	4.6	66	0	84	61	11	62	558	16.4	
2013-14	10-10	347/34.7	78-171	.456	16-47	.340	69-99	.697	35	27	62	6.2	26	0	14	16	6	19	241	24.1	
TOTAL	104-101	3282/31.6	480-1126	.426	92-317	.290	402-570	.705	213	194	407	3.9	216	1	186	156	23	158	1454	14.0	

Loyola Greyhounds at Miami Hurricanes | Monday, December 30, 2013 | 7:00 p.m. | ESPN3

Game 11



# Stefano Mancini

Junior • Guard • 6-3 • 184

Falmouth, Maine • Falmouth/New Hampton

4

**2013-2014 (Junior):** Will redshirt the season to establish NCAA year-in-residency.

**Before Loyola:** Graduated from Falmouth (Maine) High School in 2010 as the school's No. 3 all-time leader in scoring... As a senior, he averaged 24.5 points, 5.5 rebounds and 4.8 assists per game and led Yachtsmen to the 2010 Maine Class B State Championship... Shot 45 percent from 3-point range during the season... Earned Maine Gatorade Player of the Year honors in 2010 and was a finalist for Mr. Maine Basketball... Named to the Bangor Daily News, Portland Press Herald and the Maine Sunday Telegram All-State First Teams... Tabbed the Western Maine Conference Player of the Year and was on the All-Western Maine Conference First Team... Also played football at Falmouth... Spent a prep year at New Hampton (N.H.) School in 2010-2011, helping the Huskies reach the New England Preparatory School Athletic Council AAA Championship Game and a berth in the National Prep School Tournament.

**Personal:** Stefano Rosario Mancini... Son of Nancy and Gino Mancini... His older sister was an All-American swimmer at the University of Notre Dame, and his younger sister, Nicola has earned All-America honors as a diver at Bentley University.

## Stefano Mancini's Game-By-Game Statistics

## Stefano Mancini's Career & Season-Highs

Career

Points

Rebounds

FG

FGA

3-pt. FG

3-pt. FGA

FT

FTA

Assists

Steals

Blocks

Minutes

## Stefano Mancini's Career Statistics



# Eric Laster

Sophomore • Guard • 6-6 • 195  
Smyrna, Del. • Polytechnic

# 5

**2013-2014 (Sophomore):** Blocked three shots and scored seven versus Stony Brook (12/19)... Had seven rebounds and five assists against Catholic (12/4)... Scored 10 of his 12 in the first half at No. 13 Connecticut (11/26)... Also had a career-high three assists against the Huskies... Hit four 3-pointers in a span of 41 seconds with less than two minutes left in regulation at UMBC (11/20), sparking the furious rally that ended in an overtime win... Finished 5-of-8 from 3-point range with a career-high 16 points in the game... Scored in double-figures for the first time with 10 at Cornell (11/10) and played a team-high 34 minutes... Made his first collegiate start and hit two first-half threes against Binghamton (11/8).

**2012-2013 (Freshman):** Appeared in 27 games as a freshman in the Greyhounds' backcourt... Scored his first collegiate points in the season-opener against Binghamton (11/9)... Played a season-high 21 minutes against Saint Peter's in the IZOD Center (12/8), pulling down four rebounds and dishing out his first career assists... Had two assists and a basket at Memphis (12/30)... Tallied six points on 3-of-4 shooting at Canisius (1/31) in 13 minutes of play.

**Before Loyola:** Earned Gatorade Player of the Year honors for the State of Delaware as a senior at Polytech High School in 2011-2012... Averaged 22 points, 10 rebounds, four blocked shots and three assists per game for the Panthers... Led his team to the Delaware quarterfinals and was an All-State First Team selection... Scored a game-high 15 points in the Henlopen Conference Championship Game.

## Eric Laster's Game-By-Game Statistics

Opponent	Date	gs	min	Total		3-Pointers		Free throws		Rebounds				pf	a	t/o	blk	stl	pts	avg	
				fg-fga	pct	3fg-fga	pct	ft-fa	pct	off	def	tot	avg								
at Binghamton	11/8/13	*	26	2-4	.500	2-2	1.000	0-0	.000	1	3	4	4.0	1	1	2	0	2	6	6.0	
at Cornell	11/10/13	*	34	3-7	.429	2-3	.667	2-4	.500	0	1	1	2.5	2	1	0	1	0	10	8.0	
FAIRFIELD	11/16/13	*	21	2-4	.500	1-1	1.000	0-0	.000	0	2	2	2.3	4	1	1	0	0	5	7.0	
at UMBC	11/20/13	*	29	5-9	.556	5-8	.625	1-2	.500	1	3	4	2.8	2	1	0	2	1	16	9.3	
at #13 Connecticut	11/26/13	*	31	4-11	.364	1-3	.333	3-3	1.000	2	2	4	3.0	1	3	0	0	1	12	9.8	
at West Virginia	12/2/13	*	18	4-13	.308	0-3	.000	0-2	.000	4	1	5	3.3	1	1	1	0	1	8	9.5	
CATHOLIC	12/4/13	*	33	3-6	.500	1-3	.333	0-0	.000	3	4	7	3.9	3	5	0	0	0	7	9.1	
at Mount St. Mary's	12/07/13	*	30	3-13	.231	0-3	.000	2-3	.667	3	4	7	4.3	2	1	2	0	1	8	9.0	
STONY BROOK	12/19/13	*	31	3-6	.500	1-3	.333	0-0	.000	1	3	4	4.2	2	1	0	3	1	7	8.8	
SAINT JOSEPH'S	12/21/13	*	27	4-7	.571	2-5	.400	0-0	.000	1	0	1	3.9	4	2	1	0	0	10	8.9	
Totals			10	280	33-80	.413	15-34	.441	8-14	.571	16	23	39	3.9	22	17	7	6	7	89	8.9

Games played: 10  
Minutes/game: 28.0  
Points/game: 8.9  
FG Pct: 41.3  
3FG Pct: 44.1  
FT Pct: 57.1

Rebounds/game: 3.9  
Assists/game: 1.7  
Turnovers/game: 0.7  
Assist/turnover ratio: 2.4  
Steals/game: 0.7  
Blocks/game: 0.6

## Eric Laster's Career & Season-Highs

### Career

Points	16, at UMBC, 11/20/13
Rebounds	7, 2x, last at Mount St. Mary's, 12/7/13
FG	5, at UMBC, 11/20/13
FGA	13, 2x, last at Mount St. Mary's, 12/7/13
3-pt. FG	5, at UMBC, 11/20/13
3-pt. FGA	8, at UMBC, 11/20/13
FT	3, at Connecticut, 11/26/13
FTA	4, 2x, last at Cornell, 11/10/13
Assists	5, Catholic, 12/4/13
Steals	2, at Binghamton, 11/8/13
Blocks	3, Stony Brook, 12/19/13
Minutes	34, at Cornell, 11/10/13

### 2013-2014

Points	16, at UMBC, 11/20/13
Rebounds	7, 2x, last at Mount St. Mary's, 12/7/13
FG	5, at UMBC, 11/20/13
FGA	13, 2x, last at Mount St. Mary's, 12/7/13
3-pt. FG	5, at UMBC, 11/20/13
3-pt. FGA	8, at UMBC, 11/20/13
FT	3, at Connecticut, 11/26/13
FTA	4, at Cornell, 11/10/13
Assists	5, Catholic, 12/4/13
Steals	2, at Binghamton, 11/8/13
Blocks	3, Stony Brook, 12/19/13
Minutes	34, at Cornell, 11/10/13

## Eric Laster's Career Statistics

			Total		3-Point		F-Throws		Rebounds											Scoring	
Season	gp-gs	min/avg	fg-fga	pct	fg-fga	pct	ft-fa	pct	off	def	tot	avg	pf	fo	ast	to	blk	stl	pts	avg	
2012-13	27-0	144/5.3	10-31	.323	1-11	.091	1-7	.143	5	7	12	0.4	10	0	6	7	0	2	22	0.8	
2013-14	10-10	280/28.0	33-80	.413	15-34	.441	8-14	.571	16	23	39	3.9	22	0	17	7	6	7	89	8.9	
TOTAL	37-10	424/11.5	43-111	.387	16-45	.356	9-21	.429	21	30	51	1.4	32	0	23	14	6	9	111	3.0	

Loyola Greyhounds at Miami Hurricanes | Monday, December 30, 2013 | 7:00 p.m. | ESPN3

Game **11**



# Denzel Brito

RS-Junior • Guard • 6-2 • 180

Onset, Mass. • Lawrence Academy

# 10

**2013-2014 (Redshirt Junior):** Came up with three steals in the Stony Brook game (12/19)... Made his first start for the Greyhounds at West Virginia (12/2)... Made his Loyola debut at Binghamton (11/8) and scored five points with the two clinching free throws, six rebounds and a team-high three assists.

**2012-2013 (Junior):** Sat out the season to satisfy NCAA year-in-residency requirements after transferring from Loyola Chicago... Named to the MAAC All-Academic Team.

**2011-2012 (Sophomore at Loyola Chicago):** Appeared in all 30 games and made 21 starts... Led the team with 3.5 apg and also added 7.0 ppg and 2.5 rpg... Scored in double digits on 12 occasions, including each of the final four outings of the year... Opened the year by averaging 10.6 ppg, 3.2 rpg, and 5.6 apg in the first five contests... Scored seven points and handed out six assists in the season opener at Illinois and followed that up with 12 points, six boards, four assists and two steals at Kansas State... Tossed in a career-best 13 points at Eastern Illinois... Recorded his first career double-double with 11 points and 10 assists against Fordham in the home opener... In a victory over UIC, came off the bench to produce 11 points and six assists... Over the last four games, contributed 11.0 ppg, 2.8 rpg, 3.3 apg, 1.3 spg... Poured in 12 points and recorded three assists with no turnovers in 37 minutes off the bench at Horizon League regular-season champion Valparaiso... Tallied 12 points, five assists and three steals against Detroit in the first round of the Horizon League Championship.

## Denzel Brito's Game-By-Game Statistics

Opponent	Date	gs	min	Total		3-Pointers		Free throws		Rebounds			pf	a	t/o	blk	stl	pts	avg	
				fg-fga	pct	3fg-fga	pct	ft-fa	pct	off	def	tot								
at Binghamton	11/8/13	25	1-4	.250	1-4	.250	2-2	1.000	0	6	6	6.0	2	3	1	0	0	5	5.0	
at Cornell	11/10/13	26	1-3	.333	0-2	.000	2-2	1.000	0	6	6	6.0	0	2	0	1	1	4	4.5	
FAIRFIELD	11/16/13	22	0-4	.000	0-3	.000	3-5	.600	0	0	0	4.0	1	2	0	0	1	3	4.0	
at UMBC	11/20/13	18	1-3	.333	0-1	.000	0-0	.000	0	2	2	3.5	0	3	2	0	0	2	3.5	
at #13 Connecticut	11/26/13	16	1-5	.200	1-3	.333	1-2	.500	1	2	3	3.4	0	1	2	0	1	4	3.6	
at West Virginia	12/2/13	24	1-5	.200	1-4	.250	1-2	.500	1	1	2	3.2	0	1	2	0	0	4	3.7	
CATHOLIC	12/4/13	18	1-1	1.000	0-0	.000	0-0	.000	0	1	1	2.9	3	2	1	0	0	2	3.4	
at Mount St. Mary's	12/07/13	13	0-2	.000	0-0	.000	0-0	.000	0	0	0	2.5	1	0	0	0	2	0	3.0	
STONY BROOK	12/19/13	12	0-1	.000	0-0	.000	2-2	1.000	0	1	1	2.3	0	2	0	0	3	2	2.9	
SAINT JOSEPH'S	12/21/13	12	0-2	.000	0-2	.000	0-0	.000	0	1	1	2.2	0	1	0	0	0	0	2.6	
Totals		3	186	6-30	.200	3-19	.158	11-15	.733	2	20	22	2.2	7	17	8	1	8	26	2.6

Games played: 10  
Minutes/game: 18.6  
Points/game: 2.6  
FG Pct: 20.0  
3FG Pct: 15.8  
FT Pct: 73.3

Rebounds/game: 2.2  
Assists/game: 1.7  
Turnovers/game: 0.8  
Assist/turnover ratio: 2.1  
Steals/game: 0.8  
Blocks/game: 0.1

**2010-2011 (Freshman at Loyola Chicago):** Earned quality minutes off the bench in 24 contests and chipped in 1.3 ppg, 0.7 rpg and 0.8 apg... St the season-opening Nick Kladis Classic, was a key contributor off the bench, handing out six assists to only two turnovers in 37 total minutes of action... scored four points, the first of his Loyola career, in a victory over SIU Edwardsville... Averaged 4.0 ppg over a four-game stretch from Jan. 15-29... Hit two clutch free throws in the final minute of a road win versus Milwaukee... Recorded five points, two boards an assist and a steal in 13 minutes in a home win against UIC.

**High School:** During the 2009-10 campaign, led Lawrence Academy to a 29-0 record and the Class C New England Championship by averaging 16.0 points, 4.3 rebounds and 4.1 assists per game... Nominee for the 2010 McDonald's All-American Game... Finished his prep career with 1,464 points... Was a New England All-Defensive Team and New England Private School Athletic Council (NEPSAC) Independent School All-League Team honor-ee... Is one of a handful of players to have played at Lawrence Academy, which is regarded as one of the premier programs in New England... Was also a standout football player at Lawrence Academy and received interest as a defensive back and wide receiver from Boston College, Connecticut and Syracuse, among others... Played AAU for New England Playaz/Expressions... Honor roll student.

**Personal:** Son of Lou Brito and Tanya Pina.

## Denzel Brito's Career & Season-Highs

### Loyola Maryland Career

<b>Points</b>	5, at Binghamton, 11/8/13
<b>Rebounds</b>	6, 2x, last at Cornell, 11/10/13
<b>FG</b>	1, 6x, last 7, Catholic, 12/4/13
<b>FGA</b>	5, 2x, last at West Virginia, 12/2/13
<b>3-pt. FG</b>	1, 3x, last at West Virginia, 12/2/13
<b>3-pt. FGA</b>	4, 2x, last at West Virginia, 12/2/13
<b>FT</b>	3, Fairfield, 11/16/13
<b>FTA</b>	5, Fairfield, 11/16/13
<b>Assists</b>	3, 2x, last at UMBC, 11/20/13
<b>Steals</b>	3, Stony Brook, 12/19/13
<b>Blocks</b>	1, at Cornell, 11/10/13
<b>Minutes</b>	26, at Cornell, 11/10/13

## Denzel Brito's Career Statistics

			Total		3-Point		F-Throws		Rebounds											Scoring	
Season	gp-gs	min/avg	fg-fga	pct	fg-fga	pct	ft-fa	pct	off	def	tot	avg	pf	fo	ast	to	blk	stl	pts	avg	
2010-11*	24-0	192/8.0	10-40	.250	5-20	.250	7-9	.778	0	17	17	0.7	12	0	20	20	0	5	32	1.3	
2011-12*	30-21	945/31.5	65-195	.333	22-75	.293	59-84	.702	12	63	75	2.5	40	0	105	84	0	21	211	7.0	
2013-14	10-3	186/18.6	6-30	.200	3-19	.158	11-15	.733	2	20	22	2.2	7	0	17	8	1	8	26	2.6	
TOTAL	10-3	186/18.6	6-30	.200	3-19	.158	11-15	.733	2	20	22	2.2	7	0	17	8	1	8	26	2.6	
All*	64-24	1323/20.7	81-265	.306	30-114	.263	77-108	.713	14	100	114	1.8	59	0	142	112	1	34	269	4.2	

Loyola Greyhounds at Miami Hurricanes | Monday, December 30, 2013 | 7:00 p.m. | ESPN3

Game **11**





# Sean Tuohy Jr.

RS-Freshman • Guard • 6-0 • 179

Memphis, Tenn. • Briarcrest Christian

# 11

**2012-2013 (Redshirt Freshman):** Made his collegiate debut at No. 13 Connecticut (11/26).

**2012-2013 (Freshman):** Did not play in his first year as a collegian and received a non-participatory redshirt... Named to the Metro Atlantic Athletic Conference Academic Honor Roll.

**Before Loyola:** Played at Briarcrest Christian High School and helped the Saints to a 23-6 record as a senior point guard in 2011-2012... Averaged six assists per game for the Saints... Earned All-Division 2A West Second Team honors... Named to the Harding Christmas Invitational and M33M Classic All-Tournament Teams... Set the school assists record with 401... Team was the state runners-up and won back-to-back district and sub-state titles... Member of the National Honor Society and graduated Magna

Cum Laude... Was also a member of the National Spanish Honor Society and earned the Joseph A. Clayton Award.

**Personal:** Sean Albro Tuohy, Jr... Goes by 'SJ'... Son of Sean and Leigh Ann Tuohy... Has two older siblings, a sister, Collins, and a brother, Michael Oher... Oher is the starting left tackle for the Baltimore Ravens and was the subject of the book and subsequent 2009 movie, The Blind Side... SJ was portrayed in the movie by actor, Jae Head... His father, Sean, is the all-time assists leader in the Southeastern Conference after being a standout point guard at Ole Miss... He totaled 830 assists from 1979-1982 and set the SEC single-season record with 260 in 1980.

## S.J. Tuohy's Game-By-Game Statistics

Opponent	Date	gs	min	Total		3-Pointers		Free throws		Rebounds				pf	a	t/o	blk	stl	pts	avg
				fg-fga	pct	3fg-fga	pct	ft-fa	pct	off	def	tot	avg							
at #13 Connecticut	11/26/13	1		0-0	.000	0-0	.000	0-0	.000	0	0	0	0.0	0	0	0	0	0	0	0.0
at West Virginia	12/2/13	4		0-1	.000	0-1	.000	0-0	.000	0	0	0	0.0	0	0	0	0	0	0	0.0
CATHOLIC	12/4/13	1		0-0	.000	0-0	.000	0-0	.000	0	0	0	0.0	1	0	1	0	0	0	0.0
Totals		0	6	0-1	.000	0-1	.000	0-0	.000	0	0	0	0.0	1	0	1	0	0	0	0.0

Games played: 3  
Minutes/game: 2.0  
FG Pct: 0.0  
3FG Pct: 0.0

Turnovers/game: 0.3

## S.J. Tuohy's Career & Season-Highs

### Career

#### Points

#### Rebounds

#### FG

**FGA** 1, at West Virginia, 12/2/13

#### 3-pt. FG

**3-pt. FGA** 1, at West Virginia, 12/2/13

#### FT

#### FTA

#### Assists

#### Steals

#### Blocks

**Minutes** 4, at West Virginia, 12/2/13

## S.J. Tuohy's Career Statistics

Season	gp-gs	min/avg	Total		3-Point		F-Throws		Rebounds				pf	fo	ast	to	blk	stl	Scoring	
			fg-fga	pct	fg-fga	pct	ft-fa	pct	off	def	tot	avg							pts	avg
2013-14	3-0	6/2.0	0-1	.000	0-1	.000	0-0	.000	0	0	0	0.0	1	0	0	1	0	0	0	0.0
TOTAL	3-0	6/2.0	0-1	.000	0-1	.000	0-0	.000	0	0	0	0.0	1	0	0	1	0	0	0	0.0

Loyola Greyhounds at Miami Hurricanes | Monday, December 30, 2013 | 7:00 p.m. | ESPN3

Game **11**



# R.J. Williams

Junior • Guard • 5-9 • 155

Baltimore, Md. • St. Frances Academy

12

**2013-2014 (Junior):** Scored nine points and had four assists without a turnover against Saint Joseph's (12/21)... Finished with 11, matching his career-high, points against Stony Brook (12/19)... Tallied 10 points and had six assists and four steals at No. 13 Connecticut (11/26)... Scored 10 points and had a season-high tying six assists at UMBC (11/20)... Made 6-of-6 from the free-throw line and scored eight points to go with four assists and three steals against Fairfield (11/16)... Had a game-high six assists at Cornell (11/10).

**2012-2013 (Sophomore):** Played in 17 games, starting 12, as a sophomore for the Greyhounds... Averaged 4.9 points and 4.0 assists in 31.7 minutes per game... Finished the year with a 1.8:1 assist:turnover ratio... In the 17 games Williams played (versus the 18 to start the year that he did not), the Greyhounds averaged more points per game (+4.1, 69.0-64.9), shot better from the field (+3.3-percent, .448-.415) and 3-point range (+6.9-percent, .335-.266), averaged more assists (+2.8, 13.5-10.7) and steals (+0.7, 7.5, 6.8) per game, while committing fewer turnovers (-1.5, 11.2-12.7)... Made his season-debut with a six-point, four-assist outing against Marist (1/17)... Followed that with seven and eight, respectively, at Fairfield (1/21) and Manhattan (1/25)... Committed just four turnovers in his first six games played... Tied his career-high with seven assists against Iona (1/27) and later matched the total at Iona (3/1) and against Boston University (3/19) in the CIT First Round... Scored a career-high 11 points at Niagara (2/2) in a game that he also had five assists... Had four steals, a career-best, at Marist (2/10) and at Iona (3/1)... In addition to his seven assists, he scored six against Boston University, and he tallied seven rebounds against Kent State (3/24) in the CIT Second Round... Tallied seven points and six assists

at East Carolina (3/26) in the CIT Quarterfinals.

**2011-2012 (Freshman):** After coming off the bench for the first three games, stepped in to the starting lineup for the fourth game of the year at New Hampshire (11/20)... Averaged 4.0 points per game and led the team with 85 assists... Only committed 49 turnovers... Also had 38 steals... Followed with back-to-back eight point efforts against Florida Gulf Coast (11/27) and Marist (12/1)... Had six assists versus the Red Foxes... Scored 11, making 3-of-5 shots and 4-of-5 from the line against Manhattan (1/5)... Scored eight and had a season-high seven assists with just one turnover in 33 minutes of action at Niagara (1/27)... Finished with nine points, going 5-of-7 at the free-throw line, while dishing out five assists in a win over Iona (2/10)... Hit 4-of-8 shots and scored 11 at Rider (2/24)... Posted five assists and six points in the MAAC Semifinals against Siena (3/4)... Recorded four assists without a turnover versus Ohio State in the NCAA Second Round (3/15).

**Before Loyola:** Played high school basketball at St. Frances Academy in Baltimore and joined fellow Baltimore Catholic League product Dylon Cormier at Loyola... Led the Panthers to the Championship Games of the MIAA and Baltimore Catholic League playoffs... A four-year starter for St. Frances, he earned Baltimore Catholic League Co-Player of the Year honors as a senior... Also named to *The Baltimore Sun* All-Metro First Team... Closed his career with 1,021 points and 814 assists.

## R.J. Williams' Game-By-Game Statistics

Opponent	Date	gs	min	Total	3-Pointers	Free throws	Rebounds												
				fg-fga	pct	3fg-fga	pct	ft-fga	pct	off	def	tot	avg	pf	a	to	blk	stl	pts
at Binghamton	11/8/13	*	26	0-1	.000	0-0	.000	3-4	.750	1	1	2	2.0	2	2	3	0	1	3
at Cornell	11/10/13	*	31	1-6	.167	1-4	.250	4-6	.667	1	0	1	1.5	4	6	1	0	2	7
FAIRFIELD	11/16/13	*	32	1-2	.500	0-0	.000	6-6	1.000	0	3	3	2.0	1	4	2	0	3	8
at UMBC	11/20/13	*	34	2-5	.400	1-1	1.000	5-7	.714	0	1	1	1.8	4	6	4	0	3	10
at #13 Connecticut	11/26/13	*	36	3-6	.500	2-3	.667	2-2	1.000	2	1	3	2.0	2	6	2	0	4	10
at Mount St. Mary's	12/07/13	*	30	0-4	.000	0-1	.000	4-4	1.000	1	0	1	1.8	3	2	4	0	1	4
STONY BROOK	12/19/13	*	23	4-7	.571	1-2	.500	2-2	1.000	1	1	2	1.9	4	3	3	0	2	11
SAINT JOSEPH'S	12/21/13	*	31	3-8	.375	0-3	.000	3-4	.750	0	4	4	2.1	2	4	0	0	2	9
Totals		7	243	14-39	.359	5-14	.357	29-35	.829	6	11	17	2.1	22	33	19	0	18	62

Games played: 8  
Minutes/game: 30.4  
Points/game: 7.8  
FG Pct: 35.9  
3FG Pct: 35.7  
FT Pct: 82.9

Rebounds/game: 2.1  
Assists/game: 4.1  
Turnovers/game: 2.4  
Assist/turnover ratio: 1.7  
Steals/game: 2.3

## R.J. Williams' Career & Season-Highs

### Career

Points	11, 2x, last Stony Brook, 12/19/13
Rebounds	7, 2x, last Kent State, 3/24/13
FG	4, Stony Brook, 12/19/13
FGA	8, Saint Joseph's, 12/21/13
3-pt. FG	2, 2x, last at Connecticut, 11/26/13
3-pt. FGA	4, at Cornell, 11/10/13
FT	6, Fairfield, 11/16/13
FTA	7, at UMBC, 11/20/13
Assists	7, 4x, last Boston U., 3/19/13
Steals	5, at Siena, 12/3/11
Blocks	1, 4x, last Siena, 2/8/13
Minutes	40, 2x, last Manhattan, 3/3/13

### 2013-2014


Points	11, Stony Brook, 12/19/13
Rebounds	4, Saint Joseph's, 12/21/13
FG	4, Stony Brook, 12/19/13
FGA	8, Saint Joseph's, 12/21/13
3-pt. FG	2, at Connecticut, 11/26/13
3-pt. FGA	4, at Cornell, 11/10/13
FT	6, Fairfield, 11/16/13
FTA	7, at UMBC, 11/20/13
Assists	6, 3x, last at Connecticut, 11/26/13
Steals	4, at Connecticut, 11/26/13
Blocks	
Minutes	36, at Connecticut, 11/26/13

## R.J. Williams' Career Statistics

			Total		3-Point		F-Throws		Rebounds											Scoring	
Season	gp-gs	min/avg	fg-fga	pct	fg-fga	pct	ft-fga	pct	off	def	tot	avg	pf	fo	ast	to	blk	stl	pts	avg	
2011-12	33-29	820/24.8	38-115	.330	8-33	.242	47-62	.758	11	41	52	1.6	61	2	85	49	1	38	131	4.0	
2012-13	17-12	539/31.7	29-70	.414	7-18	.389	19-22	.864	12	30	42	2.5	43	1	68	37	3	27	84	4.9	
2013-14	8-7	243/30.4	14-39	.359	5-14	.357	29-35	.829	6	11	17	2.1	22	0	33	19	0	18	62	7.8	
TOTAL	58-48	1602/27.6	81-224	.362	20-65	.308	95-119	.798	29	82	111	1.9	126	3	186	105	4	83	277	4.8	

Loyola Greyhounds at Miami Hurricanes | Monday, December 30, 2013 | 7:00 p.m. | ESPN3

Game 11



# Franz Rassman

Sophomore • Forward • 6-9 • 224

Washington, D.C. • Gonzaga College H.S.

# 13

**2012-2013 (Sophomore):** Tallied 10 of his 12 in the first half at Mount St. Mary's and also had seven rebounds against the Mountaineers (12/7)... Scored a career-high 14 against Catholic (12/4), making 7-of-9 shots from the field... Grabbed eight rebounds and had a career-high three steals at No. 13 Connecticut (11/26).

**2012-2013 (Freshman):** Played in all but one game, at Niagara, during his first collegiate season, averaging 2.3 points in 8.3 minutes per game... Started six games... Made his collegiate debut with a rebound and a blocked shot in six minutes versus Binghamton (11/9)... Tallied eight points, nine rebounds, three blocked shots, an assist and a steal in 20 minutes of action versus UMBC (11/14)... The nine rebounds and three blocks were season-highs... Scored eight versus Niagara (12/5) and had four rebounds against the Purple Eagles... Played a season-high 25 minutes in his first collegiate start against Saint Peter's in the IZOD Center... Scored a season-best 13 points on 6-of-8 from the field, 1-of-2 from 3-point range... Grabbed four rebounds at Memphis (12/30) and also versus Rider (1/4)... Scored five in the home win over Marist (1/17)... Grabbed five rebounds, three offensive, against Iona in Reitz Arena (1/27)... Scored six in just 11 minutes at Iona (3/1).

**Before Loyola:** Played high school basketball at Gonzaga College High School in Washington, D.C... Earned All-Washington Catholic Athletic Conference (WCAC) Third Team honors as a senior post player for the Purple

Eagles... Helped Gonzaga win three D.C. Classic titles... Gonzaga also won the 2011 Alhambra Catholic Invitational Tournament, the prestigious event held each March in Frostburg, Md... Member of the National Honor Society and earned First Academic Honors at Gonzaga... Played AAU basketball for Mid-Atlantic Select.

**Personal:** Franz Williams Rassman... Son of Franz Rassman and Meg Taylor... Has two older sisters, Cate and Anna.

## Franz Rassman's Game-By-Game Statistics

Opponent	Date	gs	min	Total		3-Pointers		Free throws		Rebounds			pf	a	tlo	blk	stl	pts	avg			
				fg-fga	pct	3fg-fga	pct	ft-fa	pct	off	def	tot										
at Binghamton	11/8/13	*	19	2-4	.500	0-0	.000	0-0	.000	0	3	3	3	0	5	2	1	0	4	4.0		
at Cornell	11/10/13	*	18	1-3	.333	0-1	.000	0-0	.000	1	4	5	4	0	3	0	1	0	1	2	3.0	
FAIRFIELD	11/16/13	*	29	1-5	.200	1-2	.500	0-0	.000	0	4	4	4	0	3	0	1	0	0	3	3.0	
at UMBC	11/20/13	*	9	1-1	1.000	0-0	.000	0-0	.000	0	0	0	3	0	1	0	0	0	2	2.8		
at #13 Connecticut	11/26/13	*	22	1-4	.250	0-2	.000	0-0	.000	2	6	8	4	0	2	1	0	1	3	2.6		
at West Virginia	12/2/13	*	15	1-5	.200	0-0	.000	0-0	.000	0	3	3	3	8	1	1	1	0	0	2	2.5	
CATHOLIC	12/4/13	*	25	7-9	.778	0-0	.000	0-3	.000	3	1	4	3	9	3	1	1	0	0	14	4.1	
at Mount St. Mary's	12/07/13	*	25	6-12	.500	0-0	.000	0-1	.000	4	3	7	4	3	2	1	1	0	3	12	5.1	
STONY BROOK	12/19/13	*	30	2-5	.400	0-0	.000	3-4	.750	2	2	4	2	4	1	2	0	2	7	5.3		
SAINT JOSEPH'S	12/21/13	*	18	2-5	.400	1-3	.333	2-2	1.000	1	1	2	4	0	3	2	2	0	1	7	5.5	
Totals			10	210	24-53	.453	2-8	.250	5-10	.500	13	27	40	4	0	27	9	10	2	10	55	5.5

Games played: 10  
Minutes/game: 21.0  
Points/game: 5.5  
FG Pct: .453  
3FG Pct: .250  
FT Pct: .500

Rebounds/game: 4.0  
Assists/game: 0.9  
Turnovers/game: 1.0  
Assist/turnover ratio: 0.9  
Steals/game: 1.0  
Blocks/game: 0.2

## Franz Rassman's Career & Season-Highs

### Career

Points	14, Catholic, 12/4/13
Rebounds	9, UMBC, 11/14/12
FG	7, Catholic, 12/4/13
FGA	12, at Mount St. Mary's, 12/7/13
3-pt. FG	1, vs. Saint Peter's, 12/8/12
3-pt. FGA	2, vs. Saint Peter's, 12/8/12
FT	5, Mount St. Mary's, 12/15/12
FTA	6, Mount St. Mary's, 12/15/12
Assists	2, at Binghamton, 11/8/13
Steals	3, 2x, last at Mount St. Mary's, 12/7/13
Blocks	3, UMBC, 11/14/12
Minutes	29, Fairfield, 11/16/13

### 2013-2014

Points	14, Catholic, 12/4/13
Rebounds	8, at Connecticut, 11/26/13
FG	7, Catholic, 12/4/13
FGA	12, at Mount St. Mary's, 12/7/13
3-pt. FG	1, Fairfield, 11/16/13
3-pt. FGA	2, 2x, last at Connecticut, 11/26/13
FT	3, Stony Brook, 12/19/13
FTA	4, Stony Brook, 12/19/13
Assists	2, at Binghamton, 11/8/13
Steals	3, 2x, last at Mount St. Mary's, 12/7/13
Blocks	1, 2x, last at Connecticut, 11/26/13
Minutes	29, Fairfield, 11/16/13

## Franz Rassman's Career Statistics

			Total		3-Point		F-Throws		Rebounds											Scoring	
Season	gp-gs	min/avg	fg-fga	pct	fg-fga	pct	ft-fa	pct	off	def	tot	avg	pf	fo	ast	to	blk	stl	pts	avg	
2012-13	34-6	283/8.3	30-61	.492	3-11	.273	16-20	.800	16	31	47	1.4	43	0	5	17	10	5	79	2.3	
2013-14	10-10	210/21.0	24-53	.453	2-8	.250	5-10	.500	13	27	40	4.0	27	1	9	10	2	10	55	5.5	
TOTAL	44-16	493/11.2	54-114	.474	5-19	.263	21-30	.700	29	58	87	2.0	70	1	14	27	12	15	134	3.0	

Loyola Greyhounds at Miami Hurricanes | Monday, December 30, 2013 | 7:00 p.m. | ESPN3

Game **11**



# Jordan Latham

Senior • Forward • 6-9 • 243  
Baltimore, Md. • City College H.S.

# 15

**2013-2014 (Senior):** Matched his career-high with three assists at No. 13 Connecticut (11/26)... Scored 10 and had a career-high seven rebounds at Cornell... Tallied four of his points on baskets in overtime.

**2012-2013 (Junior):** Played in 32 games and made 16 starts in his third collegiate season, his second at Loyola... Averaged 4.1 points and 2.2 rebounds per game... Also blocked 37 shots, and his 1.2 blocks per game ranked fourth in the Metro Atlantic Athletic Conference... Enters his senior season with 56 blocked shots, 11th in school career history... Scored six points on 3-of-4 from the field to go with a career-high six rebounds in the season-opener against Binghamton... Blocked four Towson shots (11/26)... Matched his career-best with six rebounds at Coppin State (11/28) and also swatted three shots... Set a career-high with 17 points on 7-of-10 from the field at eventual Sweet 16 participant Florida Gulf Coast (12/1)... Also had five rebounds and two blocked shots against the Eagles... Scored seven points versus Bucknell (12/28)... Made all but one of his five shots from the field and scored 10 at Fairfield (11/21)... Knocked down 5-of-8 shots, including his first collegiate 3-pointer, to score 11 versus Iona (1/27)... Blocked four shots in the CIT Second Round against Kent State (3/24).

**2011-2012 (Sophomore):** Made his Loyola debut and started the season-opener at Wake Forest (11/11)... Scored five points and grabbed a pair of rebounds while dishing out two assists against Coppin State (11/14)... Had five rebounds in 15 minutes of action at New Hampshire (11/20)... Made

his second career start and scored seven points, a season-high, against eventual NCAA Champion Kentucky (12/22)... Missed almost a month of action following that game with a foot injury before returning at Niagara (1/27)... Blocked four shots against Iona (2/10)... Played 17 minutes because of front-court foul trouble in the MAAC Championship Game, finishing with five points, two blocks and five rebounds against Fairfield (3/5).

**2010-2011 (Freshman at Xavier):** Played in 16 games as a first-year player at Xavier and helped the Muskateers advance to the NCAA Tournament Second Round... Made his collegiate debut against Western Michigan, grabbing a rebound in 13 minutes off the bench... Scored his first collegiate points against Albany and also had two boards... Played 12 minutes against Rhode Island, scoring two points and grabbing three rebounds... Logged 14 minutes against Massachusetts with a rebound and an assist.

**Before Xavier:** Played his high school ball at nearby Baltimore City College High School... Helped the Knights win two-straight Maryland State Championships as a junior and a senior... Earned All-Metro honors from The Baltimore Sun when he averaged 17 points and nine rebounds... Loyola teammate Dylon Cormier was also a member of the All-Metro team that year... City College was ranked No. 1 in Baltimore during his senior season... Averaged 12 points, seven rebounds and five blocked shots per game as a junior... Rated as the No. 94 prospect in the nation by scout.com entering his senior season.

## Jordan Latham's Game-By-Game Statistics

Opponent	Date	gs	min	Total		3-Pointers		Free throws		Rebounds				pts	avg
				fg-fga	pct	3fg-fga	pct	ft-fa	pct	off	def	tot	avg		
at Binghamton	11/8/13	*	19	1-2	.500	0-0	.000	1-2	.500	0	1	1	1.0	3	3.0
at Cornell	11/10/13	*	25	4-9	.444	0-1	.000	2-2	1.000	2	5	7	4.0	2	6.5
FAIRFIELD	11/16/13	*	24	1-7	.143	0-0	.000	1-2	.500	0	3	3	3.7	4	5.3
at UMBC	11/20/13	*	27	2-5	.400	0-1	.000	1-2	.500	1	3	4	3.8	5	5.3
at #13 Connecticut	11/26/13	*	24	1-8	.125	0-0	.000	0-2	.000	1	4	5	4.0	4	4.6
at West Virginia	12/2/13	*	23	3-7	.429	0-0	.000	1-2	.500	0	3	3	3.8	1	5.0
CATHOLIC	12/4/13	*	19	5-9	.556	0-0	.000	0-1	.000	1	2	3	3.7	4	5.7
at Mount St. Mary's	12/07/13	*	21	1-7	.143	0-0	.000	0-0	.000	1	3	4	3.8	5	5.3
STONY BROOK	12/19/13	*	17	3-7	.429	0-0	.000	0-0	.000	1	2	3	3.6	5	5.3
SAINT JOSEPH'S	12/21/13	*	21	2-5	.400	0-0	.000	3-6	.500	1	2	3	3.5	3	5.5
Totals			10	220	23-66	.348	0-2	.000	9-19	.474	8	27	35	3.5	5.5

Games played: 10  
Minutes/game: 22.0  
Points/game: 5.5  
FG Pct: 34.8  
3FG Pct: 0.0  
FT Pct: 47.4

Rebounds/game: 3.5  
Assists/game: 0.9  
Turnovers/game: 1.8  
Assist/turnover ratio: 0.5  
Steals/game: 0.4  
Blocks/game: 1.2

## Jordan Latham's Career & Season-Highs

### Career

<b>Points</b>	17, at Florida Gulf Coast, 12/1/12
<b>Rebounds</b>	7, at Cornell, 11/10/13
<b>FG</b>	7, at Florida Gulf Coast, 12/1/12
<b>FGA</b>	10, at Florida Gulf Coast, 12/1/12
<b>3-pt. FG</b>	1, Iona, 1/27/13
<b>3-pt. FGA</b>	1, 3x, last at Cornell, 11/10/13
<b>FT</b>	3, at Florida Gulf Coast, 12/1/12
<b>FTA</b>	4, 2x, last at Florida Gulf Coast, 12/1/12
<b>Assists</b>	3, 3x, last at Connecticut, 11/26/13
<b>Steals</b>	2, at Mount St. Mary's, 12/7/13
<b>Blocks</b>	4, 3x, last Kent State, 3/24/13
<b>Minutes</b>	28, at Fairfield, 1/21/13

### 2013-2014

<b>Points</b>	10, 2x, last Catholic, 12/4/13
<b>Rebounds</b>	7, at Cornell, 11/10/13
<b>FG</b>	5, Catholic, 12/4/13
<b>FGA</b>	9, 2x, last Catholic, 12/4/13
<b>3-pt. FG</b>	1, at Cornell, 11/10/13
<b>3-pt. FGA</b>	2, at Cornell, 11/10/13
<b>FT</b>	2, 4x, last at Connecticut, 11/26/13
<b>FTA</b>	3, at Connecticut, 11/26/13
<b>Assists</b>	2, at Mount St. Mary's, 12/7/13
<b>Steals</b>	2, 4x, last Catholic, 12/4/13
<b>Blocks</b>	2, 4x, last Catholic, 12/4/13
<b>Minutes</b>	27, at UMBC, 11/20/13

## Jordan Latham's Career Statistics

			Total		3-Point		F-Throws		Rebounds											Scoring	
Season	gp-gs	min/avg	fg-fga	pct	fg-fga	pct	ft-fa	pct	off	def	tot	avg	pf	fo	ast	to	blk	stl	pts	avg	
2010-11*	15-0	75/5.0	4-13	.308	0-0	.000	0-2	.000	2	10	12	0.8	9	0	1	2	2	1	8	0.5	
2011-12	26-2	316/12.2	15-61	.246	0-0	.000	16-25	.640	13	37	50	1.9	60	0	6	16	19	6	46	1.8	
2012-13	32-16	532/16.6	51-105	.486	1-3	.333	28-39	.718	25	46	71	2.2	94	4	22	35	37	8	131	4.1	
2013-14	10-10	220/22.0	23-66	.348	0-2	.000	9-19	.474	8	27	35	3.5	36	3	9	18	12	4	55	5.5	
TOTAL	68-28	1068/15.7	89-232	.384	1-5	.200	53-83	.639	46	110	156	2.3	190	7	37	69	68	18	232	3.4	
All*	83-28	1143/13.8	93-245	.380	1-5	.200	53-85	.624	48	120	168	2.0	199	7	38	71	70	19	240	2.9	

Loyola Greyhounds at Miami Hurricanes | Monday, December 30, 2013 | 7:00 p.m. | ESPN3

Game **11**





# Jarred Jones

Sophomore • Guard • 6-7 • 192

Havre de Grace, Md. • John Carroll

# 21

**2013-2014 (Sophomore):** Made a pair of threes for the first time in his career and scored 15 points against Saint Joseph's (12/21)... Finished with 14 points, going 6-of-6 at the free-throw line, and seven rebounds at UMBC (11/20)... Scored 13 and had seven rebounds at Cornell (11/10)... Opened his sophomore campaign with a career-high 22 points on 8-of-11 from the field at Binghamton (11/8)... Also blocked four shots, two in the last two minutes, and had seven rebounds in 31 minutes.

**2012-2013 (Freshman):** Played in 33 games and made nine starts during his freshman campaign... Started the first five games of the year... Averaged 2.6 points and 2.2 rebounds in 11.0 minutes per game... Shot .566 from the field... Only took one shot in the season-opener against Binghamton (11/9), but he contributed in other ways, grabbing three rebounds, passing out two assists and coming up with two steals... Finished with nine points in each of Loyola's next two games, at Washington (11/11) and versus UMBC (11/14)... Went 4-of-7 from the field with a 3-pointer, and six rebounds – four offensive – against the Huskies... Then went 3-of-4 from both the field and free-throw line versus UMBC... Also had a season-high three steals against the Retrievers... The nine points stood up as his season-high... Also scored nine points on 3-of-4 from the field, pulling down five rebounds, too, at Coppin State (11/28)... Grabbed a season-best six rebounds at Florida Gulf Coast (12/1)... Had five assists in just 13 minutes against Mount St. Mary's (12/15)... Scored eight points and had two steals with three rebounds at Canisius (1/31)... Scored seven points and had three rebounds in the MAAC Quarterfinals against Manhattan (3/9).

## Jarred Jones' Game-By-Game Statistics

Opponent	Date	gs	min	Total		3-Pointers		Free throws		Rebounds			pf	a	tlo	blk	stl	pts	avg	
				fg-fga	pct	3fg-fga	pct	ft-fa	pct	off	def	tot								
at Binghamton	11/8/13	31	8-11	727	0-1	.000	6-9	.667	6	1	7	7.0	3	1	3	4	1	22	22.0	
at Cornell	11/10/13	34	6-11	545	0-1	.000	1-1	1.000	1	6	7	7.0	4	0	1	1	1	13	17.5	
FAIRFIELD	11/16/13	9	1-2	500	0-0	.000	5-6	.833	0	2	2	5.3	4	1	0	0	0	7	14.0	
at UMBC	11/20/13	37	4-7	571	0-0	.000	6-6	1.000	0	7	7	5.8	5	3	2	1	4	14	14.0	
at #13 Connecticut	11/26/13	15	4-9	444	0-0	.000	0-0	.000	4	2	6	5.8	3	1	1	1	1	8	12.8	
at West Virginia	12/2/13	20	1-2	500	0-0	.000	0-0	.000	0	2	2	5.2	3	2	2	0	0	2	11.0	
CATHOLIC	12/4/13	20	5-9	556	0-0	.000	3-3	1.000	2	3	5	5.1	2	1	1	0	1	13	11.3	
at Mount St. Mary's	12/07/13	17	2-6	333	0-1	.000	2-2	1.000	1	1	2	4.8	4	1	0	1	0	6	10.6	
STONY BROOK	12/19/13	20	2-3	667	0-0	.000	3-4	.750	0	1	1	4.3	5	0	1	1	1	7	10.2	
SAINT JOSEPH'S	12/21/13	27	5-8	625	2-4	.500	3-6	.500	0	3	3	4.2	4	0	5	0	2	15	10.7	
Totals		0	230	38-68	.559	2-7	.286	29-37	.784	14	28	42	4.2	37	10	16	9	11	107	10.7

Games played: 10  
Minutes/game: 23.0  
Points/game: 10.7  
FG Pct: 55.9  
3FG Pct: 28.6  
FT Pct: 78.4

Rebounds/game: 4.2  
Assists/game: 1.0  
Turnovers/game: 1.6  
Assist/turnover ratio: 0.6  
Steals/game: 1.1  
Blocks/game: 0.9

**Before Loyola:** Played high school basketball at John Carroll High School in Bel Air, Md... Led the Patriots to the Maryland Interscholastic Athletic Association (MIAA) 'A' Conference Championship as a senior in 2011-2012... Scored 13.5 points and averaged 6.7 rebounds per game that year... Earned All-Metro First Team honors from *The Baltimore Sun* following his senior year after garnering Second Team laurels as a junior... Scored 15 points and blocked four shots in the MIAA title game against Mount St. Joseph's... Was a team captain as a senior... Played AAU Basketball for Nike Baltimore Elite.

## Jarred Jones' Career & Season-Highs

### Career

Points	22, at Binghamton, 11/8/13
Rebounds	7, 3x, last at UMBC, 11/20/13
FG	8, at Binghamton, 11/8/13
FGA	11, 2x, last at Cornell, 11/10/13
3-pt. FG	2, Saint Joseph's, 12/21/13
3-pt. FGA	4, Saint Joseph's, 12/21/13
FT	6, 2x, last at UMBC, 11/20/13
FTA	9, at Binghamton, 11/8/13
Assists	5, Mount St. Mary's, 12/15/12
Steals	4, at UMBC, 11/20/13
Blocks	4, at Binghamton, 11/8/13
Minutes	37, at UMBC, 11/20/13

### 2013-2014

Points	22, at Binghamton, 11/8/13
Rebounds	7, 3x, last at UMBC, 11/20/13
FG	8, at Binghamton, 11/8/13
FGA	11, 2x, last at Cornell, 11/10/13
3-pt. FG	2, Saint Joseph's, 12/21/13
3-pt. FGA	4, Saint Joseph's, 12/21/13
FT	6, 2x, last at UMBC, 11/20/13
FTA	9, at Binghamton, 11/8/13
Assists	3, at UMBC, 11/20/13
Steals	4, at UMBC, 11/20/13
Blocks	4, at Binghamton, 11/8/13
Minutes	37, at UMBC, 11/20/13

## Jarred Jones' Career Statistics

Season	gp-gs	min/avg	Total		3-Point		F-Throws		Rebounds				Scoring					
			fg-fga	pct	fg-fga	pct	ft-fa	pct	off	def	tot	avg	pf	fo	ast	to	blk	stl
2012-13	33-9	362/11.0	30-53	.566	2-6	.333	24-38	.632	28	43	71	2.2	47	2	18	24	17	17
2013-14	10-0	230/23.0	38-68	.559	2-7	.286	29-37	.784	14	28	42	4.2	37	2	10	16	9	11
TOTAL	43-9	592/13.8	68-121	.562	4-13	.308	53-75	.707	42	71	113	2.6	84	4	28	40	26	28



# Tyler Hubbard

Sophomore • Guard • 6-2 • 180  
Mitchellville, Md. • Montrose Christian

# 23

**2013-2014 (Sophomore):** Scored 11 points and had four rebounds against Catholic (12/4)... Hit his second of two threes with less than two minutes left against Fairfield (11/16), pushing Loyola's lead to six... Knocked down threes on consecutive possessions at Cornell (11/10) in the first half, the initial giving the Greyhounds their first lead of the game.

**2012-2013 (Redshirt Freshman):** Saw action in 29 games in the Greyhounds' backcourt during his first collegiate season... Averaged 2.8 points per game... Scored 11, making 3-of-7 3-point shots, in 28 minutes of action against Binghamton (11/9) in the season-opener... Dropped 17 points, making 6-of-7 shots and 4-of-5 3-pointers, against UMBC (11/14)... Had 11 points in the Greyhounds' next game, a win over Norfolk State (11/17) in the Basketball Hall of Fame Tip-Off Classic at Mohegan Sun Arena... Earned Metro Atlantic Athletic Conference Rookie of the Week honors after that stretch... Scored six against both Towson (11/26) and at Coppin State (11/28)... Tallied seven points in his MAAC debut versus Niagara (12/5)... Came off the bench to score three points in 17 minutes at Manhattan (1/25), knocking down a key second-half 3-pointer against the Jaspers... Hit a three and two free throws to tally five points in the CIT First Round win over Boston University (3/19).

**2011-2012 (Freshman):** Did not play in a game and received a non-participatory redshirt season.

**Before Loyola:** Served as captain at Montrose Christian School, the alma mater of fellow Greyhound Shane Walker... Helped the Mustangs finish No. 2 in the Powerade Fab 50 National Basketball Rankings after they won the ESPN Rise National High School Invitational... Led all players in the Washington D.C. Metro area in 3-pointers made with 80 during his senior season... Averaged 12.7 points... Started for the District All-Star team at the Capital Classic, scoring 11 points in just 17 minutes.

## Tyler Hubbard's Game-By-Game Statistics

Opponent	Date	gs	min	Total		3-Pointers		Free throws		Rebounds			pf	a	tlo	blk	stl	pts	avg
				fg-fga	pct	3fg-fga	pct	ft-fa	pct	off	def	tot							
at Binghamton	11/8/13	9	1-2	500	1-1	1,000	0-0	.000	0	1	1	1.0	0	1	0	0	0	3	3.0
at Cornell	11/10/13	10	2-3	.667	2-3	.667	0-0	.000	0	1	1	1.0	0	2	2	0	0	6	4.5
FAIRFIELD	11/16/13	16	2-5	.400	2-5	.400	1-2	.500	0	2	2	1.3	0	0	0	0	1	7	5.3
at UMBC	11/20/13	20	1-3	.333	1-2	.500	3-4	.750	0	2	2	1.5	1	0	0	1	1	6	5.5
at #13 Connecticut	11/26/13	10	2-3	.667	1-2	.500	0-0	.000	0	0	0	1.2	2	1	0	0	0	5	5.4
at West Virginia	12/2/13	17	1-3	.333	1-2	.500	2-2	1.000	0	1	1	1.2	2	0	0	0	1	5	5.3
CATHOLIC	12/4/13	24	3-8	.375	2-7	.286	3-3	1.000	0	4	4	1.6	2	1	0	0	0	11	6.1
at Mount St. Mary's	12/07/13	24	1-2	.500	1-2	.500	3-4	.750	0	0	0	1.4	1	0	1	0	1	6	6.1
STONY BROOK	12/19/13	19	1-4	.250	1-4	.250	1-2	.500	0	2	2	1.4	4	1	1	0	0	4	5.9
SAINT JOSEPH'S	12/21/13	9	0-2	.000	0-2	.000	0-0	.000	0	0	0	1.3	3	0	0	0	0	0	5.3
Totals		0	158	14-35	.400	12-30	.400	13-17	.765	0	13	13	1.3	15	6	4	1	4	5.3

Games played: 10  
Minutes/game: 15.8  
Points/game: 5.3  
FG Pct: 40.0  
3FG Pct: 40.0  
FT Pct: 76.5

Rebounds/game: 1.3  
Assists/game: 0.6  
Turnovers/game: 0.4  
Assist/turnover ratio: 1.5  
Steals/game: 0.4  
Blocks/game: 0.1

## Tyler Hubbard's Career & Season-Highs

### Career

<b>Points</b>	17, UMBC, 11/14/12
<b>Rebounds</b>	4, Catholic, 12/4/13
<b>FG</b>	6, UMBC, 11/14/12
<b>FGA</b>	9, 2x, last at Coppin State, 11/28/12
<b>3-pt. FG</b>	4, UMBC, 11/14/12
<b>3-pt. FGA</b>	7, 2x, last Catholic, 12/4/13
<b>FT</b>	4, Niagara, 12/5/12
<b>FTA</b>	5, Niagara, 12/5/12
<b>Assists</b>	2, 2x, last at Cornell, 11/10/13
<b>Steals</b>	4, at Coppin State, 11/28/12
<b>Blocks</b>	1, Towson, 11/26/12
<b>Minutes</b>	28, 2x, last Towson, 11/26/12

### 2013-2014

<b>Points</b>	11, Catholic, 12/4/13
<b>Rebounds</b>	4, Catholic, 12/4/13
<b>FG</b>	3, Catholic, 12/4/13
<b>FGA</b>	8, Catholic, 12/4/13
<b>3-pt. FG</b>	2, 3x, last Catholic, 12/4/13
<b>3-pt. FGA</b>	5, Fairfield, 11/16/13
<b>FT</b>	3, 2x, last at Mount St. Mary's, 12/7/13
<b>FTA</b>	4, 2x, last at Mount St. Mary's, 12/7/13
<b>Assists</b>	2, at Cornell, 11/10/13
<b>Steals</b>	1, 4x, last at Mount St. Mary's, 12/7/13
<b>Blocks</b>	1, at UMBC, 11/20/13
<b>Minutes</b>	24, 2x, last at Mount St. Mary's, 12/7/13

## Tyler Hubbard's Career Statistics

			Total		3-Point		F-Throws		Rebounds											Scoring	
Season	gp-gs	min/avg	fg-fga	pct	fg-fga	pct	ft-fa	pct	off	def	tot	avg	pf	fo	ast	to	blk	stl	pts	avg	
2012-13	29-0	282/9.7	26-84	.310	19-67	.284	11-14	.786	6	14	20	0.7	15	0	10	13	1	14	82	2.8	
2013-14	10-0	158/15.8	14-35	.400	12-30	.400	13-17	.765	0	13	13	1.3	15	0	6	4	1	4	53	5.3	
TOTAL	39-0	440/11.3	40-119	.336	31-97	.320	24-31	.774	6	27	33	0.8	30	0	16	17	2	18	135	3.5	



# Chido Onyiuke

Senior • Forward • 6-7 • 204

Mount Arlington, N.J. • Portsmouth Abbey

34

**2012-2013 (Junior):** Saw action in a career-high 17 games... Played a career-high four minutes against Binghamton in the season opener and recorded his first career rebound and assist.

**2011-2012 (Sophomore):** Did not play and received a redshirt season.

**2010-2011 (Freshman):** Joined the team in September as a walk-on... Provided depth along the front line... Saw his first collegiate action against UMBC (11/17) and got on the court against Dartmouth (11/21), as well... Played two minutes against both Georgetown (12/18) and Siena (1/28)... Overall, played in 11 contests.

## Chido Onyiuke's Game-By-Game Statistics

Opponent	Date	gs	min	Total		3-Pointers		Free throws		Rebounds				pf	a	t/o	blk	stl	pts	avg
				fg-fga	pct	3fg-fga	pct	ft-fa	pct	off	def	tot	avg							
at #13 Connecticut	11/26/13	1		0-0	.000	0-0	.000	0-0	.000	0	0	0	0.0	0	0	0	0	0	0	0.0
CATHOLIC	12/4/13	1		0-0	.000	0-0	.000	0-0	.000	0	0	0	0.0	0	0	0	0	0	0	0.0
Totals		0	2	0-0	.000	0-0	.000	0-0	.000	0	0	0	0.0	0	0	0	0	0	0	0.0

Games played: 2  
Minutes/game: 1.0

## Chido Onyiuke's Career & Season-Highs

### Career

**Points** 2, 2x, last at East Carolina, 3/26/13

**Rebounds** 1, 4x, last at East Carolina, 3/26/13

**FG** 1, at East Carolina, 3/26/13

**FGA** 1, 2x, last at East Carolina, 3/26/13

**3-pt. FG**

**3-pt. FGA**

**FT** 2, Kent State, 3/24/13

**FTA** 2, Kent State, 3/24/13

**Assists** 1, Binghamton, 11/9/13

**Steals**

**Blocks** 1, at Washington, 11/11/13

**Minutes** 4, Binghamton, 11/9/13

### 2013-2014

**Points**

**Rebounds**

**FG**

**FGA**

**3-pt. FG**

**3-pt. FGA**

**FT**

**FTA**

**Assists**

**Steals**

**Blocks**

**Minutes** 1, at Connecticut, 11/26/13

## Chido Onyiuke's Career Statistics

Season	gp-gs	min/avg	Total		3-Point		F-Throws		Rebounds				pf	fo	ast	to	blk	stl	Scoring	
			fg-fga	pct	fg-fga	pct	ft-fa	pct	off	def	tot	avg							pts	avg
2010-11	11-0	12/1.1	0-0	.000	0-0	.000	0-0	.000	0	0	0	0.0	0	0	0	1	0	0	0	0.0
2012-13	17-0	25/1.5	1-3	.333	0-0	.000	2-2	1.000	2	3	5	0.3	4	0	1	1	1	0	4	0.2
2013-14	2-0	2/1.0	0-0	.000	0-0	.000	0-0	.000	0	0	0	0.0	0	0	0	0	0	0	0	0.0
TOTAL	30-0	39/1.3	1-3	.333	0-0	.000	2-2	1.000	2	3	5	0.2	4	0	1	2	1	0	4	0.1



# Josh Forney

RS-Freshman • Forward • 6-9 • 261

Baltimore, Md. • St. Frances

# 42

**2013-2013 (Redshirt Freshman):** Made his Loyola debut with two points in eight minutes at West Virginia.

**2012-2013 (Freshman):** Did not play and received a non-participatory redshirt.

**Before Loyola:** Played high school basketball at St. Frances Academy in Baltimore... Teammate of current Greyhound R.J. Williams... Ranked as the No. 56 center nationally by ESPNU following his junior season at St. Frances... Played on summer teams with current Loyola players Dylan Cormier and Jordan Latham.

## Josh Forney's Game-By-Game Statistics

Opponent	Date	gs	min	Total		3-Pointers		Free throws		Rebounds				pf	a	t/o	blk	stl	pts	avg
				fg-fga	pct	3fg-fga	pct	ft-fa	pct	off	def	tot	avg							
at West Virginia	12/2/13	8	1-1	1.000	0-0	.000	0-2	.000	0	0	0	0.0	1	0	1	0	0	0	2	2.0
CATHOLIC	12/4/13	0	0-0	.000	0-0	.000	0-0	.000	0	0	0	0.0	1	0	0	0	0	0	0	1.0
STONY BROOK	12/19/13	2	0-0	.000	0-0	.000	0-0	.000	0	0	0	0.0	1	0	0	0	0	0	0	0.7
Totals		0	10	1-1	1.000	0-0	.000	0-2	.000	0	0	0	0.0	3	0	1	0	0	2	0.7

Games played: 3  
Minutes/game: 3.3  
Points/game: 0.7  
FG Pct: 100.0  
FT Pct: 0.0

Turnovers/game: 0.3

## Josh Forney's Career & Season-Highs

### Career

**Points** 2, at West Virginia, 12/2/13

### Rebounds

**FG** 1, at West Virginia, 12/2/13

### FGA

**3-pt. FG** 1, at West Virginia, 12/2/13

### 3-pt. FGA

### FT

**FTA** 2, at West Virginia, 12/2/13

### Assists

### Steals

### Blocks

**Minutes** 8, at West Virginia, 12/2/13

## Josh Forney's Career Statistics

			Total		3-Point		F-Throws		Rebounds										Scoring	
Season	gp-gs	min/avg	fg-fga	pct	fg-fga	pct	ft-fga	pct	off	def	tot	avg	pf	fo	ast	to	blk	stl	pts	avg
2013-14	3-0	10/3.3	1-1	1.000	0-0	.000	0-2	.000	0	0	0	0.0	3	0	0	1	0	0	2	0.7
TOTAL	3-0	10/3.3	1-1	1.000	0-0	.000	0-2	.000	0	0	0	0.0	3	0	0	1	0	0	2	0.7

Loyola Greyhounds at Miami Hurricanes | Monday, December 30, 2013 | 7:00 p.m. | ESPN3

Game **11**



## Loyola Men's Basketball TV & Radio Chart



**0 Jevon Patton**  
Fr. • G • 5-8 • 161  
Charlotte, N.C.



**1 Nick Gorski**  
Fr. • F • 6-9 • 224  
Richmond, Va.



**2 Damion Rashford**  
RS-Fr. • G • 6-5 • 221  
Pickering, Ontario



**3 Dylan Cormier**  
Sr. • G • 6-3 • 184  
Baltimore, Md.



**4 Stefano Mancini**  
Jr. • G • 6-2 • 175  
Falmouth, Maine



**5 Eric Laster**  
So. • G • 6-6 • 195  
Smyrna, Del.




**10 Denzel Brito**  
RS-Jr. • G • 6-2 • 202  
Wareham, Mass.



**11 Sean Tuohy Jr.**  
RS-Fr. • G • 6-0 • 179  
Memphis, Tenn.



**12 R.J. Williams**  
Jr. • G • 5-9 • 155  
Baltimore, Md.



**13 Franz Rassman**  
So. • F • 6-9 • 224  
Takoma Park, Md.



**15 Jordan Latham**  
Sr. • F • 6-9 • 243  
Baltimore, Md.



**21 Jarred Jones**  
So. • G • 6-7 • 192  
Wareham, Mass.



**23 Tyler Hubbard**  
So. • G • 6-2 • 180  
Washington, D.C.



**34 Chido Onyiuke**  
Sr. • F • 6-7 • 204  
Mount Arlington, N.J.




**42 Josh Forney**  
RS-Fr. • F • 6-9 • 261  
Baltimore, Md.



**G.G. Smith**  
Head Coach (1st year)  
Georgia '99



**Keith Booth**  
Asst. Coach (1st year)  
Maryland '03



**Josh Loeffler**  
Asst. Coach (1st year)  
Swarthmore '03



**Dan Ficke**  
Asst. Coach (1st year)  
Loyola '09



**Kevin Farrell**  
Director, Ops (2nd year)  
Loyola '12

# 2013-2014 Loyola Greyhounds Cumulative Statistics

## THE STAT CREW SYSTEM Loyola Maryland Combined Team Statistics (as of Dec 27, 2013) All games

RECORD:	OVERALL	HOME	AWAY	NEUTRAL
ALL GAMES	5-5	2-2	3-3	0-0
CONFERENCE	0-0	0-0	0-0	0-0
NON-CONFERENCE	5-5	2-2	3-3	0-0

#	Player	gp-gs	min	avg	Total		3-Point		F-Throw		Rebounds				pf	dq	a	to	blk	stl	pts	avg
					fg-fga	fg%	3fg-fga	3fg%	ft-fa	ft%	off	def	tot	avg								
03	Cormier, Dylon	10-10	347	34.7	78-171	.456	16-47	.340	69-99	.697	35	27	62	6.2	26	0	14	16	6	19	241	24.1
21	Jones, Jarred	10-0	230	23.0	38-68	.559	2-7	.286	29-37	.784	14	28	42	4.2	37	2	10	16	9	11	107	10.7
05	Laster, Eric	10-10	280	28.0	33-80	.413	15-34	.441	8-14	.571	16	23	39	3.9	22	0	17	7	6	7	89	8.9
12	Williams, R.J.	8-7	243	30.4	14-39	.359	5-14	.357	29-35	.829	6	11	17	2.1	22	0	33	19	0	18	62	7.8
13	Rassman, Franz	10-10	210	21.0	24-53	.453	2-8	.250	5-10	.500	13	27	40	4.0	27	1	9	10	2	10	55	5.5
15	Latham, Jordan	10-10	220	22.0	23-66	.348	0-2	.000	9-19	.474	8	27	35	3.5	36	3	9	18	12	4	55	5.5
23	Hubbard, Tyler	10-0	158	15.8	14-35	.400	12-30	.400	13-17	.765	0	13	13	1.3	15	0	6	4	1	4	53	5.3
10	Brito, Denzel	10-3	186	18.6	6-30	.200	3-19	.158	11-15	.733	2	20	22	2.2	7	0	17	8	1	8	26	2.6
01	Gorski, Nick	10-0	80	8.0	8-20	.400	1-5	.200	2-4	.500	2	9	11	1.1	14	0	2	3	3	1	19	1.9
00	Patton, Jevon	3-0	21	7.0	1-3	.333	0-1	.000	2-2	1.000	0	2	2	0.7	3	0	3	1	0	1	4	1.3
02	Rashford, Damion	9-0	57	6.3	5-19	.263	1-7	.143	0-2	.000	1	6	7	0.8	5	0	2	3	0	2	11	1.2
42	Forney, Josh	3-0	10	3.3	1-1	1.000	0-0	.000	0-2	.000	0	0	0	0.0	3	0	0	1	0	0	2	0.7
34	Onyuke, Chido	2-0	2	1.0	0-0	.000	0-0	.000	0-0	.000	0	0	0	0.0	0	0	0	0	0	0	0	0.0
11	Tuohy, Sean Jr.	3-0	6	2.0	0-1	.000	0-1	.000	0-0	.000	0	0	0	0.0	1	0	0	1	0	0	0	0.0
Team											17	16	33				5					
Total.....		10	2050		245-586	.418	57-175	.326	177-256	.691	114	209	323	32.3	218	6	122	112	40	85	724	72.4
Opponents.....		10	2050		262-588	.446	65-168	.387	190-257	.739	149	268	417	41.7	201	-	139	145	41	49	779	77.9

TEAM STATISTICS	LOY	OPP	Date	Opponent	Score	Att.
SCORING	724	779	11/8/13	at Binghamton	W 79-74	4318
Points per game	72.4	77.9	11/10/13	at Cornell	Wot 93-89	1444
Scoring margin	-5.5	-	11/16/13	FAIRFIELD	W 59-52	2007
FIELD GOALS-ATT	245-586	262-588	11/20/13	at UMBC	Wot 89-83	1741
Field goal pct	.418	.446	11/26/13	at #13 Connecticut	L 66-76	9497
3 POINT FG-ATT	57-175	65-168	12/2/13	at West Virginia	L 47-96	4692
3-point FG pct	.326	.387	12/4/13	CATHOLIC	W 87-75	601
3-pt FG made per game	5.7	6.5	12/07/13	at Mount St. Mary's	L 58-70	1587
FREE THROWS-ATT	177-256	190-257	12/19/13	STONY BROOK	L 69-76	573
Free throw pct	.691	.739	12/21/13	SAINT JOSEPH'S	L 77-88	1032
F-Throws made per game	17.7	19.0	* - Conference game			
REBOUNDS	323	417				
Rebounds per game	32.3	41.7				
Rebounding margin	-9.4	-				
ASSISTS	122	139				
Assists per game	12.2	13.9				
TURNOVERS	112	145				
Turnovers per game	11.2	14.5				
Turnover margin	+3.3	-				
Assist/turnover ratio	1.1	1.0				
STEALS	85	49				
Steals per game	8.5	4.9				
BLOCKS	40	41				
Blocks per game	4.0	4.1				
ATTENDANCE	4213	23279				
Home games-Avg/Game	4-1053	6-3880				
Neutral site-Avg/Game	-	0-0				

Score by Periods	1st	2nd	OT	Totals
Loyola Maryland	310	387	27	724
Opponents	392	370	17	779