



2015 MIAMI BASEBALL GAME NOTES

Miami Athletic Communications • 5821 San Amaro Drive • Coral Gables, FL 33146

HurricaneSports.com • Facebook: Facebook.com/TheUBaseball • Twitter: @CanesBaseball • Instagram: @TheUBaseball

Home to Four National Championships (1982, 1985, 1999, 2001) and 43 Consecutive NCAA Postseason Appearances

SUPER REGIONAL INFORMATION

Dates: Friday, June 5 - Sunday, June 7, 2015

Site: Coral Gables, Fla. / Alex Rodriguez Park (4,999)

Game Times: 12 p.m. | 12 p.m. | 12 p.m. (if necessary)

TV: ESPNU (Friday, Saturday) | ESPNU -or- ESPN2 (Sunday)

• Talent: Anish Shroff (PxP), Danny Kanell (color)

Flagship Radio: 560 WQAM | WQAM.com (all games)

UM Student Radio: WVUM 90.5 FM | WVUM.org (all games)

Live Stats: HurricaneSports.com

Twitter Updates: @CanesBaseball | @HurricaneSports

Postgame Recap: HurricaneSports.com

Series History: Miami leads, 1-0

Miami: Miami leads, 1-0

Richmond: N/A

Neutral Site: N/A

Only Meeting: June 3, 2005 - Miami won, 6-2

#8 MIAMI 47-15, 22-8 ACC

2014: 44-19, 24-6 ACC (first place, Coastal)

Last Game: June 1, 2015
21-3 win, Columbia

Head Coach: Jim Morris (Eton, 1973)

DI Career: 1,482-646-4 (34th season)
at UM: 978-379-3 (22nd season)

Game One: R-JR LHP Andy Suarez (8-1, 3.04 ERA)

VCU 40-23, 18-10 A-10

2014: 37-20, 15-10 Atlantic 10

Last Game: June 1, 2015
3-1 win, Dallas Baptist

Head Coach: Shawn Stiffler (George Mason, 2001)

DI Career: 102-68 (third season)
at VCU: 102-68 (third season)

Game One: SR LHP JoJo Howie (8-6, 2.93 ERA)

UM ATHLETICS COMMUNICATIONS

Camron Ghorbi (Miami, 2011)
c.ghorbi@miami.edu | @CamronGhorbi
(305) 284-3230 (office)
(786) 877-7329 (cell)



CORAL GABLES SUPER REGIONAL • ALEX RODRIGUEZ PARK AT MARK LIGHT FIELD



#5 MIAMI HURRICANES (47-15, 22-8 ACC)

Head Coach: Jim Morris (Eton, 1973)

Career Division I Record: 1,482-646-4 (34th season) | Record at Miami: 978-379-3 (22nd season)



VCU RAMS (40-23, 18-10 A-10)

Head Coach: Shawn Stiffler (George Mason, 2001)

Career Division I Record: 102-68 (third season) | Record at VCU: 102-68 (third season)

SUPER REGIONAL STORYLINES & NOTABLES

- No. 5 national seed Miami will host VCU in the Coral Gables Super Regional beginning Friday, June 5 at noon on ESPNU.
- Miami emerged victorious in the Coral Gables Regional, finishing 3-1 and topping No. 3 seed Columbia 21-3 in the Championship Game (7); No. 4 seed VCU won the Dallas Regional hosted by Dallas Baptist at Horner Ballpark.
- With a 21-3 win in the Coral Gables Regional Championship game, Miami captured its 28th regional title in history.
- The Hurricanes and Rams have met only once in history - an NCAA Regional game on June 3, 2005 that Miami won 6-2.
- The Super Regional is Miami's first since 2010 and first at home since 2008; UM has now hosted Super Regionals six times.
- UM clinched the ACC's Coastal Division title for the second straight year, while VCU won the Atlantic 10 Championship.
- UM led all schools with eight players named All-ACC; UM placed three on the first team, one on the second, and four on third.
- The Canes lead the nation in scoring (8.5 runs per game) and on-base percentage (.426); team batting average (.314) is fifth.
- Junior All-ACC third baseman David Thompson is tied for the nation's home run lead (19) and leads the nation in RBI (85).
- Junior All-ACC second baseman George Iskenderian won the conference regular season batting title with a .391 average.
- Jim Morris is the eighth coach in Division I baseball history to win 1,400 games; his 1,482 wins are seventh-most all-time.
- Miami has a 34-5 record at Mark Light Field this season and has lost just one weekend home series since April 2014.
- Miami Baseball has the longest active postseason streak of any Division I program, with 43 straight postseason appearances.

PROJECTED STARTING PITCHERS



Miami:
LHP Andy Suarez
8-1, 3.04 ERA



VCU:
LHP JoJo Howie
8-6, 2.93 ERA



POTENTIAL STARTING LINEUP

Pos.	#	Player	AVG	AB	R	H	2B	3B	HR	RBI	SB-SBA
C	40	Garrett Kennedy	.340	206	50	70	11	1	7	51	1-1
1B	17	Christopher Barr	.304	184	42	56	7	5	1	31	11-11
2B	7	George Iskenderian	.371	232	68	86	13	2	3	54	23-25
SS	51	Brandon Lopez	.313	147	26	46	7	2	0	22	1-2
3B	8	David Thompson	.340	235	58	80	18	2	19	85	1-4
LF	24	Jacob Heyward	.312	93	33	29	4	0	3	17	3-5
CF	2	Ricky Eusebio	.296	213	68	63	14	2	2	27	19-25
RF	13	Willie Abreu	.299	211	42	63	9	1	5	45	4-4
DH	0	Zack Collins	.311	225	60	70	12	5	15	70	7-8

UNIVERSITY INFORMATION

Location	Coral Gables, Fla.
Enrollment	15,629
Founded	1925
Nickname	Hurricanes
Colors	Orange (PMS 1665), Green (PMS 3435) and White
President	Donna E. Shalala
Athletics Director	Blake James
Conference	Atlantic Coast Conference
Stadium / Capacity	Alex Rodriguez Park at Mark Light Field / 4,999

BASEBALL COACHING / SUPPORT STAFF

Head Coach	Jim Morris
Record at Miami / Seasons	978-379-3 (.717) / 21
Career Division I Record / Seasons	1,482-646-4 (.694) / 33
Career Coaching Record / Seasons	1,613-686-4 (.698) / 37

Assistant Coach / Recruiting Coordinator / Hitting	Gino DiMare (Miami, 1998)
Assistant Coach / Pitching	J.D. Arteaga (Miami, 2002)
Assistant Coach / Catchers	Michael DeLucia (Campbell, 2013)

Strength & Conditioning Coach	Brian Gabriel (Incarnate Word, 1996)
Athletic Trainer	Kenny Johnson (FIU, 2009)
Director of Baseball Operations / Camps	Robert "G.M." McDaniel (FIU, 2003)

PROGRAM HISTORY

First Year of Baseball	1940
All-Time Program Record	2,452-988-18 (.708)
College World Series Appearances / Last	23 / 2008
College World Series Record	47-38 (.553)
NCAA Regional Appearances/ Last	43 / 2014
NCAA Regional Record	119-43 (.734)
Last Postseason Opponent	Texas Tech / 2014 Coral Gables Regional

TEAM INFORMATION

2014 Overall Record	44-19
2014 ACC Record / Finish	24 - 6 / 1st Place (Coastal Division, ACC)
Letterwinners Returning / Lost	21 / 12

POSTSEASON HISTORY

National Championships: 4 (1982, 1985, 1999, 2001)
ACC Championships: 1 (2008)
College World Series Appearances: 23 (1974, 1978, 1979, 1980, 1981, 1982, 1984, 1985, 1986, 1988, 1989, 1992, 1994, 1995, 1996, 1997, 1998, 1999, 2001, 2003, 2004, 2006, 2008)
Super Regional Appearances: 11 (1999, 2000, 2001, 2002, 2003, 2004, 2005, 2006, 2008, 2010, 2015)
Super Regional Titles: 6 (1999, 2001, 2003, 2004, 2006, 2008)
NCAA Regional Appearances: 44 (1971, 1973, 1974, 1975, 1976, 1977, 1978, 1979, 1980, 1981, 1982, 1983, 1984, 1985, 1986, 1987, 1988, 1989, 1990, 1991, 1992, 1993, 1994, 1995, 1996, 1997, 1998, 1999, 2000, 2001, 2002, 2003, 2004, 2005, 2006, 2007, 2008, 2009, 2010, 2011, 2012, 2013, 2014, 2015)
NCAA Regional Titles: 28 (1974, 1978, 1979, 1980, 1981, 1982, 1984, 1985, 1986, 1988, 1989, 1992, 1994, 1995, 1996, 1997, 1998, 1999, 2001, 2002, 2003, 2004, 2005, 2006, 2008, 2010, 2015)

2015 SCHEDULE (47-15, 22-8 ACC)

FEBRUARY (8-3)

DATE	DAY	OPPONENT	TIME (ET)	RESULT
Feb. 13	Friday	RUTGERS	7:00 p.m.	W (5-2)
Feb. 14	Saturday	RUTGERS (G1)	2:00 p.m.	W (9-5)
Feb. 14	Saturday	RUTGERS (G2)	7:00 p.m.	W (9-3)
Feb. 15	Sunday	RUTGERS	1:00 p.m.	W (25-4)
Feb. 18	Wednesday	at FAU	6:30 p.m.	L (3-5)
Feb. 20	Friday	at Florida	7:00 p.m.	L (3-4)
Feb. 21	Saturday	at Florida	7:30 p.m.	W (7-2)
Feb. 22	Sunday	at Florida	1:00 p.m.	L (1-2)
Feb. 25	Wednesday	BARRY	6:00 p.m.	W (5-3)
Feb. 27	Friday	WRIGHT STATE	7:00 p.m.	W (8-7)
Feb. 28	Saturday	WRIGHT STATE	7:00 p.m.	W (4-3)

MARCH (12-6)

DATE	DAY	OPPONENT	TIME (ET)	RESULT
March 1	Sunday	WRIGHT STATE	1:00 p.m.	L (6-12)
March 3	Tuesday	at Miami Marlins (<i>exhibition</i>)	1:05 p.m.	L (1-7)
March 4	Wednesday	FGCU	6:00 p.m.	W (7-3)
March 7	Saturday	at Louisville* (G1)	1:00 p.m.	L (6-9)
March 7	Saturday	at Louisville* (G2)	4:10 p.m.	W (9-5)
March 8	Sunday	at Louisville*	1:00 p.m.	L (4-5)
March 10	Tuesday	at FGCU	6:30 p.m.	W (15-4)
March 11	Wednesday	STETSON	6:00 p.m.	W (7-0)
March 13	Friday	NC STATE*	7:00 p.m.	W (3-2) (10)
March 14	Saturday	NC STATE*	7:00 p.m.	W (9-2)
March 15	Sunday	NC STATE*	1:00 p.m.	W (6-0)
March 17	Tuesday	ARMY	6:00 p.m.	W (9-1)
March 20	Friday	at Wake Forest*	6:00 p.m.	W (15-2)
March 21	Saturday	at Wake Forest*	4:00 p.m.	W (12-7)
March 22	Sunday	at Wake Forest*	1:00 p.m.	L (4-10)
March 25	Wednesday	FGCU	6:00 p.m.	L (1-8)
March 27	Friday	at North Carolina*	6:30 p.m.	W (4-3)
March 28	Saturday	at North Carolina*	3:00 p.m.	W (4-3) (11)
March 29	Sunday	at North Carolina*	1:00 p.m.	L (3-10)

APRIL (11-4)

DATE	DAY	OPPONENT	TIME (ET)	RESULT
April 1	Wednesday	BETHUNE-COOKMAN	6:00 p.m.	W (13-3)
April 3	Friday	DUKE*	7:00 p.m.	W (4-3)
April 4	Saturday	DUKE*	7:00 p.m.	W (3-2)
April 5	Sunday	DUKE*	1:00 p.m.	W (10-0)
April 8	Wednesday	FAU	6:00 p.m.	W (4-3) (10)
April 10	Friday	VIRGINIA TECH*	7:00 p.m.	W (11-1)
April 11	Saturday	VIRGINIA TECH*	7:00 p.m.	W (14-4)
April 12	Sunday	VIRGINIA TECH*	1:00 p.m.	W (9-1)
April 15	Wednesday	UCF	6:00 p.m.	W (4-2)
April 17	Friday	at Virginia*	6:00 p.m.	L (4-5)
April 18	Saturday	at Virginia*	4:00 p.m.	L (2-5)
April 19	Sunday	at Virginia*	1:00 p.m.	W (8-6)
April 24	Friday	FLORIDA STATE*	7:00 p.m.	L (7-8) (17)
April 25	Saturday	FLORIDA STATE*	7:00 p.m.	L (5-15)
April 26	Sunday	FLORIDA STATE*	1:00 p.m.	W (12-0)

MAY (15-2)

DATE	DAY	OPPONENT	TIME (ET)	RESULT
May 2	Saturday	at Pittsburgh* (G1)	1:00 p.m.	W (9-5)
May 2	Saturday	at Pittsburgh* (G2)	4:40 p.m.	W (12-0)
May 3	Sunday	at Pittsburgh	1:00 p.m.	W (9-3)
May 6	Wednesday	BETHUNE-COOKMAN	6:00 p.m.	W (14-0)
May 8	Friday	NEW YORK TECH	7:00 p.m.	W (26-0)
May 9	Saturday	NEW YORK TECH	7:00 p.m.	W (13-1)
May 10	Sunday	NEW YORK TECH	1:00 p.m.	W (19-1)
May 12	Tuesday	FAU	6:00 p.m.	W (14-6)
May 14	Thursday	GEORGIA TECH*	7:00 p.m.	W (3-0)
May 15	Friday	GEORGIA TECH*	7:00 p.m.	W (22-1)
May 16	Saturday	GEORGIA TECH*	1:00 p.m.	W (17-4)
May 20	Wednesday	VIRGINIA\$	3:00 p.m.	W (9-5)
May 22	Friday	NC State\$	7:00 p.m.	L (4-5) (12)
May 23	Saturday	NOTRE DAME\$	3:00 p.m.	W (6-5)
May 29	Saturday	FIU%	7:00 p.m.	W (6-2)
May 30	Saturday	COLUMBIA%	7:00 p.m.	W (8-3)
May 31	Sunday	COLUMBIA%	7:00 p.m.	L (0-3)

JUNE (1-0)

DATE	DAY	OPPONENT	TIME (ET)	RESULT
June 1	Monday	COLUMBIA%	7:00 p.m.	W (21-3)

U BASEBALL

2015 UNIVERSITY OF MIAMI BASEBALL POSTSEASON ROSTER

No.	Name	Pos.	B/T	HT.	WT.	Year	Hometown / High School / Previous School
0	Zack Collins	C	L/R	6-3	220	Soph.	Pembroke Pines, Fla. / American Heritage
2	Ricky Eusebio	OF	R/R	5-11	195	Jr.	Homestead, Fla. / Gulliver Prep
4	Johnny Ruiz	INF	L/R	5-11	195	Soph.	Coral Gables, Fla. / Westminster Christian
7	George Iskenderian	INF	R/R	6-0	190	Jr.	Englewood Cliffs, N.J. / Don Bosco Prep (Indian River CC)
8	David Thompson	3B	R/R	6-2	220	Jr.	Miami, Fla. / Westminster Christian
10	Justin Smith	OF	R/R	6-2	205	Fr.	St. John's, Fla. / Bartram Trail
13	Willie Abreu	OF	L/L	6-4	225	Soph.	Hialeah, Fla. / Mater Academy
14	Danny Garcia	LHP	L/L	6-1	195	Soph.	Miami, Fla. / Westwood Christian
17	Christopher Barr	1B/OF	L/L	6-1	200	R-Soph.	Royal Palm Beach, Fla. / Royal Palm Beach
18	Michael Mediavilla	LHP	L/L	6-5	225	Fr.	Hialeah, Fla. / Mater Academy
19	Bryan Garcia	RHP	R/R	6-1	205	Soph.	Miami, Fla. / Christopher Columbus
24	Jacob Heyward	OF	R/R	6-3	201	Soph.	McDonough, Ga. / Eagle's Landing Christian
27	Ryan Otero	RHP	R/R	6-5	205	R-Jr.	Coral Gables, Fla. / Ransom Everglades School
30	Andrew Suarez	LHP	L/L	6-2	205	R-Jr.	Miami, Fla. / Christopher Columbus
31	Sam Abrams	RHP	R/R	5-9	175	Sr.	Miami, Fla. / Killian
32	Andy Honiotes	RHP	R/R	6-3	190	Fr.	Geneva, Ill. / Geneva Community
34	Derik Beauprez	RHP	L/R	6-5	233	Soph.	Cherry Hills Village, Colo. / Cherry Creek
38	Daniel Braggi	RHP	R/R	6-0	190	Sr.	Croton, N.Y. / Hendrick Hudson
39	Cooper Hammond	RHP	R/R	6-3	205	Soph.	Venice, Fla. / Venice Senior
40	Garrett Kennedy	C	L/R	6-1	210	Sr.	Davie, Fla. / Archbishop McCarthy
42	Edgar Michelangeli	INF	R/R	6-1	210	R-Soph.	Miami, Fla. / Florida Christian
43	Thomas Woodrey	LHP	L/L	6-3	205	Jr.	Lighthouse Point, Fla. / Cardinal Gibbons
44	Peter Crocitto	1B	R/R	6-0	205	Fr.	Palm City, Fla. / South Fork
45	Carl Chester	OF	R/R	6-0	190	Fr.	Longwood, Fla. / Lake Brantley
47	Enrique Sosa	RHP	R/R	5-10	180	Jr.	Panama City, Panama / Acad. Interamericana de Panama
51	Brandon Lopez	SS	R/R	6-1	190	Jr.	Miramar, Fla. / American Heritage
55	Jesse Lepore	RHP	R/R	6-4	210	Fr.	Beverly Hills, Fla. / Trinity Catholic

Head Coach: Jim Morris, Elon (1973), 22nd season

Associate Head Coach / Recruiting Coordinator: Gino DiMare, Miami (1998), 16th season

Assistant Coach / Pitching Coach: J.D. Arteaga, Miami (2002), 13th season

Assistant Coach / Catchers: Michael DeLucia, Campbell (2013), 1st season

Strength & Conditioning Coach: Brian Gabriel, Incarnate Word (1996), 2nd season

Director of Baseball Operations & Camps: Robert McDaniel, FIU (2003), 15th season

Athletic Trainer: Kenny Johnson, FIU (2009), 3rd season

Communications: Camron Ghorbi, Miami (2011), 4th season

PRONUNCIATION GUIDE

Willie Abreu	uh-BRAY-oo
Derik Beauprez	boh-PRAY
Peter Crocitto	cruh-SHEE-toe
Ricky Eusebio	you-SAY-bee-oh
George Iskenderian	ehsk-in-DARE-ee-an
Jesse Lepore	le-POOR-ee
Michael Mediavilla	med-ee-uh-VEE-yuh
Edgar Michelangeli	my-cuh-LANJ-uh-lee
Keven Pimentel	pim-ehn-TELL
Malik Rosier	ro-ZHEER

3 JIM MORRIS HEAD COACH

THE HURRICANES SKIPPER

1999 & 2001 National Coach of the Year (*Collegiate Baseball*)
 1999 & 2001 National Coach of the year (*ABCA*)
 1994 Coach of the Year (*Baseball America*)
 2008 ACC Coach of the Year

Entering his 22nd season at Miami, few programs have qualified for the College World Series as much as Jim Morris and his Hurricanes. Miami, which has qualified for the NCAA Tournament an NCAA-record 42 consecutive years, has made it to Omaha in 11 of Morris' 21 seasons in Coral Gables. Morris set an NCAA record for guiding a program to the CWS in each of his first six years at UM. In addition, Morris won a record 13 consecutive NCAA Regionals from 1994-2006.

Morris has directed the Hurricanes to a .719 mark since arriving in 1994. Including his 12 seasons at Georgia Tech (1982-93), Morris has forged a 1,482-646-4 (.694) Division I record in 33 years as a head coach. Overall, Morris has been the head coach at the collegiate level for 36 seasons, spending the first four at DeKalb (Ga.) C.C. (now Georgia Perimeter College) from 1976-79, and has recorded a 1,613-686-4 (.698) mark.

In addition to carrying on Miami's great baseball reputation in the last 20 years, Morris personally led the charge in the construction of Alex Rodriguez Park, and logged hundreds of hours raising funds for the stadium project.

MORRIS IS A REGIONAL REGULAR

Jim Morris earned his 31st consecutive NCAA regional bid in 2015 when he guided the Canes to one of 16 host spots in the tournament and the No. 5 overall national seed. He has led Miami to a regional in each of his 22 seasons (1994-2015), winning 16 of those appearances. The 13 consecutive regional championships (1994-2006) was an NCAA record. He also went to nine straight regionals from 1985-93 with Georgia Tech. Additionally, Miami has advanced to 10 Super Regionals under Morris.

Affectionately known as "3" by those surrounding the UM program, Morris led the 2015 Hurricanes to their 43rd straight NCAA Baseball Championship. Despite six signees being drafted in the 2013 MLB Draft, the Hurricanes reeled in a top-five recruiting class by national publications, with Zack Collins named *Baseball America* National Freshman of the Year under his direction in 2014.

MORRIS IN 36th SEASON AS HEAD COACH

Morris entered 2015 as the fourth-winningest active coach in Division I baseball with 1,435 wins. He wasted little time in moving up the record books, moving into sole possession of eighth place in all-time wins (1,439) on Feb. 15 with a 25-4 win over Rutgers and then seventh place with a 9-5 win over Louisville on March 7 (1,445).

Morris won his 1,500th game as a head coach in Miami's 4-1 upset of No. 1 North Carolina on March 15, 2013 in Chapel Hill, N.C.

Morris reached two coaching milestones in the first half of the 2014 season. He became just the eighth Division I coach to reach 1,400 wins in a 5-2 win over Boston College on March 8, and won his 900th game at Miami in a 7-1 upset of No. 3 Virginia on March 22.

Morris notched his milestone 1,000th win against Georgia Tech, with a 16-13 victory on April 4, 2004. Thirteen days later, he notched win No. 500 at Miami with a 7-3 win against Florida State on April 17.



MAJOR LEAGUE GUIDANCE

Over 150 professional baseball players have played under Morris during their college careers at Miami, Georgia Tech and DeKalb.

Among the players Morris coached at Miami that went on to play in the Major Leagues were Yonder Alonso (San Diego), Ryan Braun (Milwaukee), Pat Burrell (Tampa Bay), Alex Cora (New York Mets), Yasmani Grandal (San Diego), Bobby Hill (San Diego), Aubrey Huff (Detroit), Ryan Jackson (St. Louis), Chris Perez (Cleveland), Cesar Carrillo (San Diego), Brian Barton (St. Louis), Eddy Rodriguez (San Diego), Gaby Sanchez (Florida), Blake Tekotte (Chicago White Sox), Charlton Jimerson (Houston), Jay Tessmer (New York Yankees), Danny Valencia (Minnesota Twins), Jon Jay (St. Louis), Danny Graves (Cincinnati) and Jason Michaels (Houston).

Standout players under Morris from his days at Georgia Tech were Nomar Garciaparra (Los Angeles Dodgers), Jay Payton (Oakland A's) and Jason Varitek (Boston Red Sox).

Morris has also enjoyed success on the International scene. From 1989-90, Morris served as head coach of the USA Baseball team that won a Silver Medal in the 1989 Presidential Cup (Taiwan), Bronze Medal at the Goodwill Games and the 1990 International Baseball Association (IBA) World All-Star Game in Atlanta. In 1987, Morris served as pitching coach under Ron Fraser at the Pan American Games (Silver Medal).

FAMILY MAN

Coach Morris and his wife Nhan live in Miami with their three-year old son, James W. Morris IV (Will).

NCAA BASEBALL CHAMPIONSHIP: NEWS & NOTES**FEELING SUPER!**

• Miami will take on **VCU** in the **Coral Gables Super Regional** beginning **Friday, June 5** at noon. VCU was the **No. 4 seed** in the **Dallas Regional** hosted by No. 1 seed **Dallas Baptist** and included No. 2 seed **Oregon State** and No. 3 seed **Texas**.

• With a **21-3 win over Columbia** in the **Coral Gables Regional Championship Game** on Monday, #5 national seed Miami captured the **28th regional title in program history** and advanced to the super regional round for the first time since **2010**.

• Miami has an **all-time record of 14-10 (.727)** in the **super regional round**, and has hosted on five previous occasions: **1999, 2001, 2003, 2004 and 2008**. The Hurricanes advanced to the **College World Series** in each of the five previous years as super regional host.

• Since the **NCAA** began awarding **national seeds** prior to the 1999 season, Miami has been among the top-8 five other years: **1999** (No. 1), **2001** (No. 2), **2003** (No. 8), **2004** (No. 3), and **2008** (No. 1).

• Of the **41 teams** that have been awarded national seeds since 1999, Miami is one of just **12 programs** to have earned the distinction **five or more seasons**.

REGIONAL CHAMPIONS AGAIN

• Miami made a successful **championship run** through the Coral Gables Regional, topping No. 4 seed **FIU** 6-2 in its opener and beating **Columbia twice**, including 21-3 in the championship game.

• The title was the **28th** in UM program history and first since **2010**.

• The Hurricanes **played the Lions three times** during the regional, winning **8-3** (May 30) and **21-3** (June 1) but losing its second game **3-0** (May 31), marking the first time UM's offense was **shut out** all season.

• Miami did not play No. 2 seed **East Carolina**, who finished 0-2.

• The Hurricanes had five players selected to the Coral Gables Regional **All-Tournament Team**: David Thompson (third base), Brandon Lopez (shortstop), Ricky Eusebio (outfield), Willie Abreu (outfield) and Andy Suarez (pitcher); **Thompson also earned Regional MVP honors**.

IT'S BEEN A WHILE...

- The last time Miami missed the NCAA postseason was June 1972:
- Richard Nixon was President of the United States of America.
- Sammy Davis Jr.'s "The Candy Man" was the #1 song in America.
- *The Godfather* was the #1 movie in America.
- The median income of American families was \$11,120.
- The cost of a gallon of gas was 55 cents.
- The average monthly rent in America was \$165.00.
- The average cost of a new house in America was \$27,550.
- A new Ford Pinto cost an average of \$2,078.

TAKE A BOW

• Miami led all teams with **eight players earning All-ACC honors in 2015**. Miami had **three players** selected to the **All-ACC First Team**, one to the second team & four to the third team.

• First-team selections were second baseman **George Iskenderian**, third baseman **David Thompson** and designated hitter **Zack Collins**.

• Starting pitcher **Thomas Woodrey** was second-team All-ACC.

• Catcher **Garrett Kennedy**, outfielder **Willie Abreu**, starter **Andrew Suarez** and closer **Bryan Garcia** were third-team selections.

FINAL ACC STANDINGS

ATLANTIC	ACC	OVERALL
Louisville	25-5	47-18
Notre Dame	17-13	38-23
Florida State	17-13	44-19
Clemson	16-13	32-29
NC State	15-14	36-23
Wake Forest	12-18	27-26
Boston College	10-19	27-27

COASTAL	ACC	OVERALL
MIAMI	22-8	47-15
Virginia	15-15	36-22
North Carolina	13-16	34-24
Virginia Tech	13-16	27-27
Georgia Tech	13-17	32-23
Duke	10-19	31-22
Pittsburgh	9-21	20-32

ACC RECORDS: YEAR-BY-YEAR

Year	Record	Finish (ACC/Div.)
2015	22-8	2nd / 1st Coastal
2014	24-6	1st / 1st Coastal
2013	14-16	8th / 5th Coastal
2012	16-14	5th / 3rd Coastal
2011	19-10	4th / 4th Coastal
2010	20-10	3rd / 3rd Coastal
2009	18-12	5th / 3rd Coastal
2008	23-5	1st / 1st Coastal
2007	17-13	5th / 3rd Coastal
2006	17-13	5th / 4th Coastal
2005	19-10-1	3rd Place (no div.)

IN THE POLLS (June 3)

Collegiate Baseball Newspaper: #5
Perfect Game: #6
D1Baseball.com: #7
USA Today Coaches' Poll: #8
NCBWA: #8
Baseball America: #12

WINNINGEST ACTIVE COACHES

- 1) Augie Garrido (Texas) - 1,949
- 2) Mike Martin (Florida State) - 1,857
- 3) Mark Marquess (Stanford) - 1,554
- 4) **Jim Morris (Miami) - 1,482**
- 5) Jack Leggett (Clemson) - 1,329

**COLLEGIATE BASEBALL
NEWSPAPER (June 3)**

- 1) Louisiana State (SEC)
- 2) Illinois (Big 10)
- 3) Texas Christian (Big 12)
- 4) ***Louisville* * (ACC)**
- 5) **MIAMI (ACC)**
- 6) ***Florida* (SEC)**
- 7) Vanderbilt (SEC)
- 8) Texas A&M (SEC)
- 9) ***Florida State* * (ACC)**
- 10) Missouri State (MVC)
- 11) Cal State Fullerton (Big West)
- 12) Arkansas (SEC)
- 13) ***Virginia* * (ACC)**
- 14) Maryland (Big 10)
- 15) **VCU** (A-10)
- 16) Louisiana-Lafayette (Sun Belt)
- 17) UCLA (Pac 12)
- 18) Oregon State (Pac 12)
- 19) Oklahoma State (Big 12)
- 20) Iowa (Big 10)
- 21) St. John's (BIG EAST)
- 22) Radford (Big South)
- 23) California (Pac 12)
- 24) Southern California (Pac 12)
- 25) UC Santa Barbara (Big West)

bold italics indicates 2015 opponent

ALL-ACC SELECTIONS (8)**First Team (3)**

Zack Collins (DH/Utility)
 George Iskenderian (2B)
 David Thompson (3B)

Second Team (1)

Thomas Woodrey (SP)

Third Team (4)

Willie Abreu (OF)
 Bryan Garcia (RP)
 Garrett Kennedy (C)
 Andrew Suarez (SP)



NCAA BASEBALL CHAMPIONSHIP: NEWS & NOTES

GOING STREAKING

- Miami closed the regular season & ACC Championship by **winning 14 of its final 15 games**, including 13 straight during one stretch, en route to the **No. 5 national seed** for the NCAA postseason.
- The Hurricanes batted **.362 over the 14-1 run** (beginning April 26) and had a **team ERA of 2.10**; Miami's offense scored **189 runs** (compared to **36** by its opponents), while the team hit **.362** (opponents hit **.184**). Opposing team ERA was a whopping **11.87**
- Among Miami's top offensive performers during the critical stretch: **Zack Collins** (.455, 10 HR, 40 RBI), **George Iskenderian** (.442, 18 runs, .547 OBP) and **David Thompson** (.368, 9 HR, 29 RBI).
- The Hurricanes are **17-3 over their last 20 games** including four games in the Coral Gables Regional (3-1).

POWER SURGE

- UM's **8.5 runs-per-game average** marks the **most prolific offense** in the country; **UM has scored 525 runs** in its **62 games**.
- After connecting for **six homers** in its series with Georgia Tech, and three more in the ACC Championship, Miami now has **61 home runs in 2015 - the most of any ACC team & 12th-most nationwide**.
- The Hurricane bats combined to hit just **.261 in the 2014 regular season**, but are hitting over **50 points higher (.314)** for the **highest team batting average in the ACC** and **fifth-highest nationwide**.
- Only **four players** had more than one home run in 2014, and the team had just **25 total**. **Eight different players** have multiple home runs this spring, with UM home runs up **144%** (from 25 to 61).
- Miami's offense is **averaging 8.5 runs per game** (compared to **5.5** in 2014), and its **slugging is up over 100 points to .471** (from **.362** in 2014).

A SEASON TO REMEMBER

- With the 2015 NCAA Regional round wrapped up, junior **David Thompson** extended his lead in the nationwide RBI race with 85. The gaudy total already marks the **fourth-best single-season output** by a Cane in **UM history** and the most since **Aubrey Huff had 95 in 1998**.
- An All-ACC First-Team selection at third base, Thompson rebounded from an injury-riddled 2014 to rank in the **top 10** of nearly every ACC offensive category in 2015 during the regular season, including: **average** (.336, 9th), **runs scored** (52, T-6th), **total bases** (147, 1st), **slugging percentage** (.697, 2nd), **hits** (71, T-7th), **RBI** (78, 1st) and **home runs** (19, 1st).
- Thompson was among 21 semifinalists for the USA Baseball **Golden Spikes Award** & 35 semifinalists for the **Dick Howser Trophy**.

SAVING THE BEST FOR LAST

- Senior **Garrett Kennedy** has been one of Miami's top contributors as a senior, hitting **.340** through 62 games - the **seventh-highest average in the ACC**.
- Kennedy's on-base percentage (.448) was also the **seventh-best** in the ACC; his **.372 average in ACC play** was the **fifth-best mark**.
- The Davie, Fla., native has started **32 games at catcher** and **22 games at designated hitter**, splitting those duties with **Zack Collins**.
- The performance marks a sharp turnaround for Kennedy, who hit just **.231 as a junior with two home runs and 16 RBI**.

2014 RETURNING STAT LEADERS

OFFENSE

Average: Zack Collins (.298)
Games Played: Z. Collins / W. Abreu (61)
Games Started: Willie Abreu (59)
At Bats: Willie Abreu (220)
Runs: Zack Collins (32)
Hits: Zack Collins / Willie Abreu (61)
Doubles: Zack Collins (14)
Triples: Zack Collins (3)
Home Runs: Zack Collins (11)
Runs Batted In: Zack Collins (54)
Total Bases: Zack Collins (114)
SLG Percent.: Zack Collins (.556)
Walks: Zack Collins (42)
OB Percent.: Zack Collins (.427)
Stolen Bases: R. Eusebio / B. Lopez (6)

PITCHING

ERA (50+ IP): Bryan Garcia (1.75)
Wins: Bryan Garcia (7)
Losses: Bryan Garcia (4)
Appearances: Cooper Hammond (35)
Games Started: Andrew Suarez (16)
Complete Games: Andrew Suarez (1)
Saves: Bryan Garcia (15)
Innings Pitched: Andrew Suarez (109.2)
Hits Allowed: Andrew Suarez (108)
Runs Allowed: Andrew Suarez (46)
Ear. Runs Allowed: Andrew Suarez (36)
Walks: Bryan Garcia (19)
Strikeouts: Andrew Suarez (87)
Wild Pitches: Andrew Suarez (11)
B/AVG Against: Bryan Garcia (.220)

THE LAST TIME A HURRICANE...

Led Off Game with HR...	Carl Chester (3/21/2015 vs. Wake Forest)
Back-to-Back Games with Leadoff HR ...	Charlton Jimerson (6/09/2001, 6/11/2001)
Had Six Hits in a Game...	Mark Sobolewski (3/18/2008 vs. Cornell)
Five Hits...	George Iskenderian (5/12/2015 vs. FAU)
Two Hits in One Inning...	Jason Hagerty (3/7/2008 vs. Boston College)
Hit Three HR's in a Game...	David Thompson (5/15/2015 vs. Georgia Tech)
Two HR's...	Zack Collins (5/3/2015 vs. Pittsburgh)
Hit Two HR's in One Inning...	Kevin Brown (3/16/1999 vs. Ohio State)
Hit Pinch Hit HR...	Sebastian Diaz (5/2/2014 vs. Alabama St.)
Hit Inside the Park HR...	Paco Figueroa (5/8/2005 vs. Jacksonville)
Hit Grand Slam...	David Thompson (5/15/2015 vs. Georgia Tech)
Hit for the Cycle...	Gaby Sanchez (5/2/2003 vs. Pace)
Record 10 RBI in One Game...	Kevin Brown (5/27/2001 vs. Stetson)
Nine RBI...	David Thompson (5/15/2015 vs. Georgia Tech)
Eight RBI...	Danny Valencia (4/9/2005 vs. Virginia)
Seven RBI...	David Thompson (3/20/2015 vs. Wake Forest)
Six RBI...	Jacob Heyward (5/16/2015 vs. Georgia Tech)
Threw CG Shutout...	Thomas Woodrey (5/14/2015 vs. Georgia Tech)
Recorded Back-to-Back CG's...	David Gil (5/12/2000, 5/27/2000)
Recorded CG 1-Hit S/O...	Thomas Woodrey (5/14/2015 vs. Georgia Tech)
Recorded a Perfect Game...	Javi Salas (3/4/2014 vs. Villanova)
Recorded a No-Hitter (non-PG)...	Alex Fernandez (3/18/1989 vs. Maine)
Struck Out 10 Batters...	Andrew Suarez 4/4/2015 vs. Duke)
Recorded Three-Pitch Inning...	Chris Hernandez (6/2/2010 vs. Florida)
Recorded Three Pickoffs in a Game...	Brian Walker (3/16/2001 vs. East Carolina)

NCAA BASEBALL CHAMPIONSHIP: NEWS & NOTES**ROUNDING INTO FORM**

- An All-ACC First-Team selection at DH/Utility, **Zack Collins** was a catalyst for **UM's 14-1 stretch** over the last 15 games heading into the NCAA postseason, hitting **.455** (25-for-55) with eye-popping totals of **10 home runs** and **40 RBI**. His slugging percentage was **1.164** & OPS (on-base plus slugging) is **1.737**.
- Beginning with the second leg of a doubleheader against **Pitt on May 2** - a stretch of 17 games - Collins has **10 multi-hit performances**, 26 total runs, six doubles, **nine home runs** & **43 RBI**.
- Prior to that game against the Panthers, Collins was hitting **.265** with **six home runs** and **27 RBI** in 45 games. He now ranks **No. 5 nationwide in RBI with 70**, and is batting **.311 on the year**.
- Collins ended the regular season **ranked second in the ACC in RBI**, only to teammate David Thompson. In less than two full college seasons, **Collins has compiled 26 home runs and 124 RBI**.
- Collins was named 2014 **ACC Rookie of the Year** and **Baseball America** National Freshman of the Year, when he hit .298 with 54 RBI.

"HITS"-KENDERIAN

- Junior **George Iskenderian** has been one of Miami's most reliable offensive contributors in his first season with the Hurricanes; Iskenderian **took home the ACC batting title** with a **.391 average**.
- Iskenderian **led the ACC** in both total hits (**81**) and runs scored (**61**), and ranked third in steals (**22**) and on-base percentage (**.482**). His **.387** average in conference play was the best in the ACC.
- Iskenderian set a new career high with **five hits** in a 14-6 win over FAU on May 12. It was the first five-hit game for a Cane since **Nathan Melendres on April 23, 2011** vs. North Carolina.

STRIKE EARLY, STRIKE OFTEN

- **205** of Miami's **525** runs scored this season (**39.0%**) have come in the **first three innings** of the game - Miami is **36-5 when scoring first** in 2015. The Hurricanes have a **11-10 record** in games when their opponent scores first.
- When scoring in the **first inning**, Miami has a **25-3 record**. When its opponent scores in the first inning, Miami is 7-6.
- The Hurricanes have jumped over pitching at home this season, outscoring opponents **146-40** in the first three innings of games played at Mark Light Field; UM led the nation with **31 wins at home** in 2015.

THE LIGHT - THERE'S NO PLACE LIKE IT!

- Miami finished 2015 regular season & NCAA postseason with a **34-5 mark at home** (87.1 win %), including a 13-2 record in ACC play.
- UM's streak of **nine straight home series** wins was snapped against **Florida State** (April 24-26), but the Hurricanes have still managed to win 11 of their last 12 home series dating to March 2014.
- Miami batted **.335 at home** with a **.454 on-base percentage**.
- Senior **Garrett Kennedy** batted **.389 in 38 games at home**, with four homers, nine doubles and 38 RBI. Junior **George Iskenderian** batted .407 at home with 38 RBI and 48 runs scored.
- Miami's **staff ERA** is over **1.5 runs better at home (2.47)** than on the road (**4.09**), while its batting average is over 50 points higher (**.284**).
- UM finished the 2014 season with a **11-4 home record in ACC** play; Miami has won **48 of its last 63 ACC games** dating to mid-May 2013 (.761).

COACHES POLL (May 25)

- 1) Louisiana State (SEC)
- 2) **Florida (SEC)**
- 3) UCLA (Pac 12)
- 4) TCU (Big 12)
- 5) Illinois (Big 10)
- 6) Texas A&M (SEC)
- 7) **Louisville * (ACC)**
- 8) **MIAMI (ACC)**
- 9) Vanderbilt (SEC)
- 10) **Florida State * (ACC)**
- 11) Missouri State (MVC)
- 12) Oklahoma State (Big 12)
- 13) UC-Santa Barbara (Big West)
- 14) Dallas Baptist (MVC)
- 15) Houston (The American)
- 16) College of Charleston (CAA)
- 17) Southern California (Pac 12)
- 18) Oregon State (Pac 12)
- 19) Rice (C-USA)
- 20) Arizona State (Pac 12)
- 21) **Florida Atlantic (C-USA)**
- 22) Radford (Big South)
- 23) Iowa (Big 10)
- 24) Arkansas (SEC)
- 25) East Carolina (The American)

bold italics indicates 2015 opponent

Dropped Out:

- Nevada (Mountain West) (24)
- **Virginia * (ACC)** (25)

MLB PLAYERS (since 1999)

- 1) Louisiana State - 45
- 2) Stanford - 41
- T-3) Arizona State - 36
- T-3) Long Beach State - 36
- T-5) MIAMI - 35**
- T-5) Cal State Fullerton - 35
- T-5) Southern California - 35

*****Miami's six players on 2015 Opening Day MLB rosters were tied for the fourth-most among all schools.**

**ACC REGULAR SEASON
OFFENSIVE LEADERS****Batting Average**

- 1) **George Iskenderian (Miami)** - .391
- 2) Will Craig (Wake) - .382
- 3) Reed Rohlfman (Clemson) - .363
- 4) **Garrett Kennedy (Miami)** - .361
- 5) Stuart Fairchild (Wake) - .349

Home Runs

- 1) **David Thompson (Miami)** - 19
- 2) A.J. Murray (Ga. Tech) - 15
- 3) **Zack Collins (Miami)** - 14
- T-4) Will Craig (Wake) - 13
- T-4) DJ Stewart (Florida St.) - 13

Runs Batted In

- 1) **David Thompson (Miami)** - 78
- 2) **Zack Collins (Miami)** - 60
- 3) Will Craig (Wake) - 58
- 4) Nate Mondou (Wake) - 57
- 5) Reed Rohlfman (Clemson) - 55

PITCHING LEADERS**Earned Run Average**

- 1) Matthew Crownover (CU) - 1.42
- 2) Brendan McKay (UofL) - 1.64
- 3) Brian Brown (NCST) - 1.86
- 4) Ryan Smoyer (Notre Dame) - 2.06
- 8) Thomas Woodrey (Miami) - 2.69**

Wins

- 1) Matthew Crownover (CU) - 10
- 2) Zac Ryan (Ga. Tech) - 9
- T-3) Ryan Smoyer (Notre Dame) - 8
- T-3) Brendan McKay (UofL) - 8
- T-5) **Enrique Sosa (Miami)** - 7
- T-5) **Andrew Suarez (Miami)** - 7

Strikeouts

- 1) Brendan McKay (UofL) - 100
- 2) Boomer Biegalski (Florida St.) - 99
- 3) Matthew Crownover (CU) - 91
- T-4) Kyle Funkhouser (UofL) - 90
- T-4) T.J. Zeuch (Pitt) - 90
- T-4) Connor Jones (Virginia) - 90

NCAA BASEBALL CHAMPIONSHIP: NEWS & NOTES

MILESTONES FOR MORRIS

- After leading his team to a 44-19 record in 2014, **head coach Jim Morris moved into ninth place** all-time in college baseball history (regardless of Division, four-year colleges) with 1,435 wins.
- Morris **wasted little time in moving up** that list in 2015, taking over **sole possession of eighth place** when Miami topped Rutgers 25-4 on Feb. 15, 2015 - his 1,439th win as head coach. **He moved into seventh place (1,445) when Miami beat Louisville on March 7.**
- Morris ranks as the **fourth-winningest** among active **Division I coaches by career victories (1,482)** and **fifth in winning percentage (.694)**. He is also the **second-winningest coach in ACC history**.
- Morris became just the **eighth coach in the history of Division I baseball** to accumulate **1,400 wins** when Miami beat Boston College 5-2 on **March 8, 2014.**

DEATH, TAXES & THE NCAA POSTSEASON

- The Miami Hurricanes **extended their own college baseball record** with their **43rd consecutive trip to the NCAA postseason** in 2015, when they were announced as one of 16 host sites. Miami **has not missed the postseason since making it in 1973.**
- The Hurricanes' 43 straight trips to the NCAA postseason **are the longest active postseason streak of any Division I program in any sport nationwide.**
- Jim Morris has led teams to the **NCAA postseason in 31 straight years - all 22 years at Miami and his final nine years at Georgia Tech..**
- Miami is the **only school in the state of Florida** to have won a national championship; UM won titles in **1982, 1985, 1999 & 2001.**



2015 BASEBALL CHAMPIONSHIP

HOME RUN TRACKER

2/15	David Thompson (3-R)
2/15	Malik Rosier (solo)
2/19	Carl Chester (solo)
2/21	Zack Collins (3-R)
2/27	Garrett Kennedy (2-R)
3/1	Carl Chester (solo)
3/4	Zack Collins (solo)
3/10	David Thompson (2-R)
3/10	Willie Abreu (2-R)
3/11	Carl Chester (solo)
3/13	David Thompson (solo)
3/13	George Iskenderian (2-R)
3/15	David Thompson (2-R)
3/17	David Thompson (solo)
3/17	David Thompson (slam)
3/17	George Iskenderian (2-R)
3/20	David Thompson (slam)
3/20	Garrett Kennedy (2-R)
3/20	Ricky Eusebio (solo)
3/20	David Thompson (2-R)
3/21	Carl Chester (solo)
3/21	Garrett Kennedy (3-R)
3/27	Ricky Eusebio (solo)
3/28	Zack Collins (solo)
4/4	Zack Collins (solo)
4/5	David Thompson (3-R)
4/10	Garrett Kennedy (2-R)
4/11	Zack Collins (solo)
4/12	David Thompson (3-R)
4/14	Willie Abreu (solo)
4/26	David Thompson (3-R)
4/26	Garrett Kennedy (solo)
4/26	Willie Abreu (3-R)
4/26	Zack Collins (2-R)
5/2	Zack Collins (slam)
5/3	George Iskenderian (solo)
5/3	Zack Collins (solo)
5/3	Zack Collins (2-R)
5/6	David Thompson (solo)
5/8	Jacob Heyward (solo)
5/8	Zack Collins (2-R)
5/8	David Thompson (2-R)
5/8	Garrett Kennedy (slam)
5/9	Jacob Heyward (solo)
5/9	Zack Collins (2-R)
5/10	Zack Collins (slam)
5/10	David Thompson (3-R)
5/12	Willie Abreu (2-R)
5/12	David Thompson (2-R)
5/12	Zack Collins (2-R)
5/15	David Thompson (2-R)
5/15	David Thompson (solo)
5/15	David Thompson (slam)
5/16	Zack Collins (3-R)
5/16	David Thompson (solo)
5/16	Jacob Heyward (3-R)
5/20	Garrett Kennedy (3-R)
5/23	Zack Collins (solo)
5/23	Christopher Barr (solo)
6/1	Willie Abreu (3-R)
6/1	Carl Chester (solo)

GAMEWINNING HITS / RBI

2/13	Johnny Ruiz (1B)
2/14	Zack Collins (2B)
2/15	Ricky Eusebio (2B)
2/21	Brandon Lopez (1B)
2/25	Zack Collins (groundout)
2/27	Garrett Kennedy (HR)
2/28	Willie Abreu (1B)
3/4	George Iskenderian (g-out)
3/7	Zack Collins (2B)
3/11	Carl Chester (HR)
3/13	David Thompson (HR)
3/14	Christopher Barr (2B)
3/17	George Iskenderian (BB)
3/20	George Iskenderian (1B)
3/21	Carl Chester (HR)
3/28	Johnny Ruiz (1B)
3/29	Zack Collins (HR)
4/3	Garrett Kennedy (1B)
4/4	Zack Collins (HR)
4/5	Garrett Kennedy (1B)
4/8	George Iskenderian (1B)
4/10	George Iskenderian (1B)
4/11	Zack Collins (HR)
4/12	Willie Abreu (1B)
4/15	Garrett Kennedy (1B)
4/19	Willie Abreu (2B)
4/26	David Thompson (HR)
5/2	David Thompson (1B)
5/2	Garrett Kennedy (1B)
5/3	George Iskenderian (HR)
5/8	Garrett Kennedy (HBP)
5/9	Brandon Lopez (2B)
5/10	David Thompson (HBP)
5/12	Christopher Barr (3B)
5/14	Christopher Barr (1B)
5/15	Zack Collins (3B)
5/16	Garrett Kennedy (2B)
5/20	David Thompson (1B)
5/23	Brandon Lopez (1B)
5/29	George Iskenderian (FC)
5/30	Willie Abreu (2B)
6/1	George Iskenderian (2B)



MIAMI IN THE NCAA TOURNAMENT**1971: NCAA Regional****Gastonia, N.C. - District III (1-2)**

Miami 4.....	Georgia Tech 3
Mississippi St. 7.....	Georgia Tech 3
Georgia Tech 5.....	Miami 3

1973: NCAA Regional**Starksville, Miss. - District III (3-2)**

Miami 5.....	South Alabama 3
Georgia Southern 1.....	Miami 0
Miami 13.....	Appalachian State 6
Miami 6.....	Vanderbilt 5
Georgia Southern 4.....	Miami 1

1974: College World Series**Starksville, Miss. - District III (4-1)**

Miami 2.....	Georgia Southern 1
Miami 7.....	Vanderbilt 1
Miami 5.....	South Carolina 0
South Carolina 3.....	Miami 1
Miami 2.....	South Carolina 1

College World Series (3-2)

Miami 4.....	Harvard 1
Miami 5.....	Oklahoma 1
Miami 7.....	Southern Cal 3
Southern Illinois 4.....	Miami 3
Southern Cal 7.....	Miami 3

1975: NCAA Regional**Starksville, Miss. - South (2-2)**

Florida State 1.....	Miami 0
Miami 8.....	Murray State 7
Miami 8.....	LSU 1
Florida State 6.....	Miami 5

1976: NCAA Regional**Arlington, Texas - S. Central (2-1)**

Oklahoma 11.....	Miami 3
Miami 6.....	Lamar 5
Miami 5.....	Texas 0

MIAMI IN THE NCAA TOURNAMENT**1977: NCAA Regional****Coral Gables, Fla. - South (3-2)**

Miami 6.....	Morehead State 1
Miami 5.....	Mississippi 2
Clemson 7.....	Miami 3
Miami 10.....	Clemson 3
Clemson 10.....	Miami 9

1978: College World Series**Coral Gables, Fla. - Atlantic (3-2)**

Clemson 8.....	Miami 6
Miami 7.....	Florida State 2
Miami 7.....	Clemson 5
Miami 6.....	Marshall 0
Miami 5.....	Marshall 1

College World Series (2-2)

Southern Cal 9.....	Miami 3
Miami 12.....	Baylor 1
Miami 5.....	Oral Roberts 3
Arizona State 11.....	Miami 3

1979: College World Series**Coral Gables, Fla. - Atlantic (3-0)**

Miami 3.....	The Citadel 1
Miami 2.....	Clemson 1
Miami 4.....	Clemson 1

College World Series (0-2)

Arizona 5.....	Miami 1
Pepperdine 9.....	Miami 3

1980: College World Series**Coral Gables, Fla. - East (3-0)**

Miami 15.....	South Alabama 6
Miami 10.....	James Madison 3
Miami 10.....	Delaware 1

College World Series (2-2)

Miami 13.....	Clemson 5
Miami 3.....	Michigan 2
Hawai'i 9.....	Miami 3
California 4.....	Miami 3

MIAMI IN THE NCAA TOURNAMENT**1981: College World Series****Coral Gables, Fla. - South (4-0)**

Miami 12.....	Minnesota 0
Miami 2.....	Middle Tenn. St. 0
Miami 14.....	Florida State 6
Miami 8.....	Florida 6

College World Series (1-2)

Miami 6.....	Maine 1
Oklahoma St. 12.....	Miami 6
Texas 5.....	Miami 4

1982: National Champions**Coral Gables, Fla. - Atlantic (3-0)**

Miami 18.....	Stetson 2
Miami 9.....	South Florida 4
Miami 15.....	Stetson 3

College World Series (5-0)

Miami 7.....	Maine 2
Miami 4.....	Wichita State 3
Miami 2.....	Texas 1
Miami 10.....	Maine 4
Miami 9.....	Wichita State 3

1983: NCAA Regional**Tallahassee, Fla. - South (2-2)**

Alabama 6.....	Miami 4
Miami 14.....	South Alabama 5
Miami 10.....	Florida State 5
Alabama 11.....	Miami 9

1984: College World Series**Tallahassee, Fla. - South (4-1)**

Miami 6.....	Florida 5
Miami 13.....	Stetson 8
Miami 6.....	East Carolina 4
South Alabama 6.....	Miami 4
Miami 10.....	South Alabama 2

College World Series (1-2)

Arizona State 9.....	Miami 6
Miami 13.....	Maine 7
Cal St. Fullerton 13.....	Miami 5

MIAMI IN THE NCAA TOURNAMENT

1985: National Champions

Coral Gables, Fla. - Atlantic (3-1)

Miami 22.....	Princeton 6
Miami 11.....	Virginia 6
Florida 8.....	Miami 1
Miami 12.....	Florida 9

College World Series (5-1)

Miami 17.....	Stanford 3
Texas 8.....	Miami 4
Miami 2.....	Oklahoma State 1
Miami 6.....	Mississippi State 5
Miami 2.....	Texas 1
Miami 10.....	Texas 6

1986: College World Series

Coral Gables, Fla. - Atlantic (4-0)

Miami 10.....	Western Carolina 8
Miami 7.....	South Carolina 5
Miami 7.....	Georgia Tech 6
Miami 15.....	Georgia Tech 9

College World Series (3-3)

Miami 6.....	Oklahoma State 2
Florida State 7.....	Miami 2
Miami 4.....	LSU 3
Florida State 4.....	Miami 3
Miami 4.....	Arizona 3
Florida State 4.....	Miami 3

1987: NCAA Regional

Tallahassee, Fla. - South (0-2)

Georgia Southern 11.....	Miami 6
Florida State 5.....	Miami 2

1988: College World Series

Coral Gables, Fla. - Atlantic (4-0)

Miami 4.....	Towson St. 0
Miami 18.....	James Madison 8
Miami 4.....	Georgia Tech 2
Miami 10.....	South Carolina 3

MIAMI IN THE NCAA TOURNAMENT

College World Series (1-2)

Cal St. Fullerton 6.....	Miami 3
Miami 8.....	Fresno St. 4
Stanford 2.....	Miami 1

1989: College World Series

Gainesville, Fla. - East (4-1)

Miami 3.....	Villanova 1
Georgia Tech 9.....	Miami 7
Miami 9.....	Florida 1
Miami 10.....	UCF 1
Miami 4.....	Villanova 1

College World Series (1-2)

Miami 5.....	LSU 2
Texas 12.....	Miami 2
LSU 6.....	Miami 3

1990: NCAA Regional

Coral Gables, Fla. - Atlantic (3-2)

Miami 4.....	Stetson 3
Miami 5.....	South Florida 2
The Citadel 6.....	Miami 2
Miami 6.....	NC State 1
The Citadel 4.....	Miami 1

1991: NCAA Regional

Fresno, Calif. - West II (1-2)

Miami 13.....	Portland 1
Cal State Northridge 13.....	Miami 6
Stanford 15.....	Miami 7

1992: College World Series

Coral Gables, Fla. - Atlantic (4-1)

Miami 3.....	UMBC 1
Notre Dame 6.....	Miami 3
Miami 5.....	NC State 4
Miami 17.....	South Carolina 2
Miami 5.....	Notre Dame 1

College World Series (2-2)

Miami 4.....	California 3
Miami 4.....	Cal State Fullerton 3
Cal State Fullerton 6.....	Miami 5
Cal State Fullerton 8.....	Miami 1

MIAMI IN THE NCAA TOURNAMENT

1993: NCAA Regional

Baton Rouge, La. - South (0-2)

South Alabama 7.....	Miami 3
Western Carolina 10.....	Miami 5

1994: College World Series

Coral Gables, Fla. - Atlantic I (4-0)

Miami 17.....	Rider 4
Miami 4.....	Kent 1
Miami 11.....	Minnesota 3
Miami 10.....	Florida 6

College World Series (1-2)

Arizona State 4.....	Miami 0
Miami 7.....	Auburn 5
Arizona State 9.....	Miami 5

1995: College World Series

Coral Gables, Fla. - Atlantic II (4-1)

Miami 3.....	Massachusetts 1
Miami 11.....	South Florida 10
Miami 8.....	North Carolina 4
Texas A&M 4.....	Miami 0
Miami 5.....	Texas A&M 2

College World Series (2-2)

Miami 15.....	Southern Cal 10
Miami 4.....	Florida State 2
Southern Cal 7.....	Miami 5
Southern Cal 7.....	Miami 3

1996: College World Series

Austin, Texas. - Central I (4-1)

Sam Houston St. 5.....	Miami 4
Miami 5.....	Long Beach St. 2
Miami 9.....	Texas 7
Miami 8.....	SW Missouri St 2
Miami 8.....	UCLA 4

College World Series (3-1)

Miami 7.....	Clemson 3
Miami 15.....	Alabama 1
Miami 14.....	Clemson 5
LSU 9.....	Miami 8

MIAMI IN THE NCAA TOURNAMENT**1997: College World Series****Coral Gables, Fla. - Atlantic (5-1)**

Miami 11.....	Richmond 4
Miami 5.....	FIU 2
Arizona State 10.....	Miami 3
Miami 6.....	Florida 5
Miami 7.....	Arizona State 6
Miami 6.....	Arizona State 5

College World Series (2-2)

Miami 7.....	UCLA 3
Miami 6.....	Alabama 1
Alabama 8.....	Miami 6
Alabama 6.....	Miami 2

1998: College World Series**Coral Gables, Fla. - Atlantic (4-1)**

Miami 21.....	Bowling Green 6
North Carolina 6.....	Miami 5
Miami 13.....	Texas Tech 0
Miami 14.....	South Carolina 2
Miami 7.....	North Carolina 4

College World Series (1-2)

Miami 3.....	Long Beach St. 1
Arizona State 9.....	Miami 2
Long Beach St. 6.....	Miami 3

1999: National Champions**Coral Gables, Fla. Regional (3-0)**

Miami 15.....	Bethune-Cookman 9
Miami 6.....	FIU 4
Miami 3.....	FAU 2

Coral Gables Super Regional (2-0)

Miami 10.....	Wake Forest 2
Miami 8.....	Wake Forest 1

College World Series (4-0)

Miami 8.....	Rice 4
Miami 8.....	Alabama 1
Miami 5.....	Alabama 2
Miami 6.....	Florida State 5

MIAMI IN THE NCAA TOURNAMENT**2000: NCAA Super Regional****Coral Gables, Fla. Regional (3-0)**

Miami 19.....	Wagner 5
Miami 11.....	FAU 5
Miami 14.....	FIU 4

Tallahassee Super Regional (1-2)

Florida State 9.....	Miami 2
Miami 7.....	Florida State 5
Florida State 6.....	Miami 1

2001: National Champions**Coral Gables, Fla. Regional (3-0)**

Miami 14.....	Bucknell 6
Miami 6.....	Florida 2
Miami 16.....	Stetson 8

Coral Gables Super Regional (2-0)

Miami 10.....	Clemson 8
Miami 14.....	Clemson 6

College World Series (4-0)

Miami 21.....	Tennessee 13
Miami 4.....	Southern Cal 3
Miami 12.....	Tennessee 6
Miami 12.....	Stanford 1

2002: NCAA Super Regional**Gainesville, Fla. Regional (3-1)**

Miami 9.....	FIU 1
Miami 7.....	Florida 2
Florida 11.....	Miami 10
Miami 8.....	Florida 7

Columbia, S.C. Super Regional (1-2)

South Carolina 10.....	Miami 7
Miami 5.....	South Carolina 2
South Carolina 6.....	Miami 4

MIAMI IN THE NCAA TOURNAMENT**2003: College World Series****Coral Gables, Fla. Regional (3-1)**

Miami 10.....	Bethune-Cookman 5
Miami 1.....	FAU 0
Florida 15.....	Miami 5
Miami 13.....	Florida 10

Coral Gables Super Regional (2-0)

Miami 10.....	NC State 9
Miami 11.....	NC State 5

College World Series (1-2)

Texas 13.....	Miami 2
Miami 7.....	Missouri St. 5
Texas 5.....	Miami 1

2004: College World Series**Coral Gables, Fla. Regional (3-0)**

Miami 19.....	NC State 5
Miami 6.....	St. Bonaventure 3
Miami 19.....	FAU 6

Coral Gables Super Regional (2-0)

Miami 8.....	Florida 7
Miami 3.....	Florida 1

College World Series (1-2)

Miami 9.....	LSU 5
Cal St. Fullerton 6.....	Miami 3
South Carolina 15.....	Miami 11

2005: NCAA Super Regional**Coral Gables, Fla. Regional (3-0)**

Miami 6.....	VCU 4
Miami 4.....	Mississippi State 1
Miami 10.....	Mississippi State 4

Lincoln, Neb. Super Regional (0-2)

Nebraska 3.....	Miami 1
Nebraska 6.....	Miami 3

MIAMI IN THE NCAA TOURNAMENT

2006: College World Series

Lincoln, Neb. Regional (3-0)

Miami 11.....	San Francisco 2
Miami 8.....	Manhattan 2
Miami 10.....	Manhattan 4

Oxford, Miss. Super Regional (2-1)

Ole Miss 11.....	Miami 9
Miami 7.....	Ole Miss 0
Miami 14.....	Ole Miss 9

College World Series (1-2)

Miami 11.....	Oregon State 1
Rice 3.....	Miami 2
Oregon State 8.....	Miami 1

2007: NCAA Regional

Columbia, Mo. Regional (1-2)

Louisville 13.....	Miami 7
Miami 8.....	Kent State 7
Louisville 14.....	Miami 8

2008: College World Series

Coral Gables, Fla. Regional (3-0)

Miami 7.....	Bethune-Cookman 4
Miami 6.....	Missouri 5
Miami 11.....	Ole Miss 2

Coral Gables Super Regional (2-1)

Arizona 6.....	Miami 3
Miami 14.....	Arizona 10
Miami 4.....	Arizona 2

College World Series (1-2)

Georgia 7.....	Miami 4
Miami 7.....	Florida State 5
Stanford 8.....	Miami 3

2009: NCAA Regional

Gainesville, Fla. Regional (2-2)

Miami 9.....	Jacksonville 4
Florida 8.....	Miami 2
Miami 4.....	Jacksonville 0
Florida 16.....	Miami 5

MIAMI IN THE NCAA TOURNAMENT

2010: NCAA Super Regional

Coral Gables, Fla. Regional (3-1)

Miami 12.....	Dartmouth 8
Miami 14.....	Texas A&M 1
Texas A&M 11.....	Miami 7
Miami 10.....	Texas A&M 3

Gainesville Super Regional (0-2)

Florida 7.....	Miami 2
Florida 4.....	Miami 3

2011: NCAA Regional

Gainesville, Fla. Regional (2-2)

Miami 7.....	Jacksonville 2
Florida 5.....	Miami 4
Miami 6.....	Jacksonville 3
Florida 11.....	Miami 4

2012: NCAA Regional

Coral Gables, Fla. Regional (0-2)

Stony Brook 10.....	Miami 2
Missouri State 12.....	Miami 2

2013: NCAA Regional

Louisville, K.Y. Regional (1-2)

Miami 7.....	Oklahoma State 0
Louisville 6.....	Miami 4
Oklahoma State - 7.....	Miami 1

2014: NCAA Regional

Coral Gables, Fla. Regional (3-2)

Miami 1.....	Bethune-Cookman 0
Texas Tech 3.....	Miami 0
Miami 10.....	Bethune-Cookman 0
Miami 2.....	Texas Tech 1
Texas Tech 4.....	Miami 0

2015: NCAA Super Regional

Coral Gables, Fla. Regional (3-1)

Miami 6.....	FIU 2
Miami 8.....	Columbia 3
Columbia 3.....	Miami 0
Miami 21.....	Columbia 3

MIAMI IN THE NCAA TOURNAMENT

NCAA Tournament Record Breakdown


By Round	W	L	PCT
Regional	123	46	.728
Super Regional	14	10	.583
College World Series	45	38	.542

Regional Site	W	L	PCT
Arlington, Texas	1	2	.333
Austin, Texas	4	1	.800
Baton Rouge, La.	0	2	.000
Columbia, Mo.	1	2	.333
Coral Gables, Fla.	85	17	.833
Fresno, Calif.	1	2	.333
Gainesville, Fla.	11	6	.647
Gastonia, N.C.	1	2	.333
Lincoln, Neb.	3	0	1.000
Louisville, K.Y.	1	2	.333
Starkville, Miss.	6	5	.643
Tallahassee, Fla.	6	5	.545

Super Regional	W	L	PCT
Coral Gables, Fla.	10	1	.909
Columbia, S.C.	1	2	.333
Gainesville, Fla.	0	2	.000
Lincoln, Neb.	0	2	.000
Oxford, Miss.	2	1	.667
Tallahassee, Fla.	1	2	.333

By Coach	W	L	PCT
Ron Fraser	86	45	.656
Brad Kelley	0	2	.000
Jim Morris	96	47	.671

2015 MIAMI HURRICANES PHOTO ROSTER / SPOTTING CHART



#0 Zack Collins



#2 Ricky Eusebio



#4 Johnny Ruiz




#7 George Iskenderian




#8 David Thompson



#10 Justin Smith



#13 Willie Abreu



#14 Danny Garcia




#17 Christopher Barr



#18 Michael Mediavilla



#19 Bryan Garcia



#22 Luke Spangler



#24 Jacob Heyward



#27 Ryan Otero



#28 Malik Rosier



#30 Andrew Suarez




#31 Sam Abrams



#32 Andy Honiotes



#34 Derik Beauprez



#35 Devin Meyer



#37 Keven Pimentel



#38 Daniel Braggi




#39 Cooper Hammond




#40 Garrett Kennedy



#42 Edgar Michelangeli



#43 Thomas Woodrey




#44 Peter Crocitto



#45 Carl Chester



#47 Enrique Sosa



#49 Daniel Epstein



#51 Brandon Lopez



#52 Daniel Sayles



#55 Jesse Lepore

2015 MIAMI HURRICANES BASEBALL PLAYER PROFILES

PITCHER PROFILES

31 • SAM ABRAMS

RHP
5-9 • 185 • SR • Miami, FL • Killian

- One of team's most improved pitchers in final year of eligibility
- Has allowed one run in last seven appearances (1.23 ERA)
- Made two appearances vs. UVA and earned first career W on 4/19
- Finished master's degree in accounting for final year of eligibility
- Provides different look out of bullpen with sidearm delivery

CAREER STATISTICS

YEAR	ERA	W-L	APP	IP	H	R	ER	BB	SO	B/AVG
2015	1.47	1-0	13	18.1	16	3	3	10	14	.254
2014	6.75	0-0	4	2.2	3	2	2	0	3	.300
2013	10.80	0-0	3	1.2	1	2	2	2	2	.200
2011	3.72	0-0	7	9.2	9	5	4	4	5	.243

CAREER 3.06 1-0 27 32.1 29 12 11 16 24

CAREER HIGHS

Innings: 3.2, vs. Florida, 3/26/2011

Hits: 5, vs. NC State, 3/3/2015

Runs: 4, vs. Georgia Tech, 3/26/2011

Earned Runs: 4, vs. Georgia Tech, 3/26/2011

Strikeouts: 5, vs. Virginia Tech, 5/10/2015

Walks: 3, vs. NC State, 3/3/2015

SEASON HIGHS

Innings: 3.1 vs. NC State, March 13

Hits: 5, vs. NC State, March 13

Runs: 1, three times (last vs. Florida State, April 24)

Earned Runs: 1, three times (last vs. Florida State, April 24)

Strikeouts: 5, vs. Virginia Tech, April 10

Walks: 3, vs. NC State, March 13

2015: ABRAMS GAME-BY-GAME (1-0)

DATE	OPP.	GS	W-L	IP	H	R	ER	BB	SO	NP
2/14	Rutgers-2	--	0-0	0	0	0	0	1	0	6
3/7	@Louisville-1	--	1-1	1	0	0	0	1	0	20
3/13	NC State	--	3-1	5	1	1	1	3	1	54
3/15	NC State	--	1-0	0	0	0	0	0	0	6
3/29	@UNC	--	2-1	3	1	1	1	1	1	48
4/10	Va. Tech	--	2-0	1	0	0	0	1	5	37
4/18	@Virginia	--	0-1	0	0	0	0	0	0	1
4/19	@Virginia	W	0-1	0	0	0	0	1	1	9
4/24	Florida St.	--	1-2	1	1	1	1	0	2	17
4/25	Florida St.	--	1-0	2	0	0	0	0	0	19
5/6	Bethune	--	1-0	2	0	0	0	1	2	24
5/15	Georgia Tech	--	1-0	0	0	0	0	0	1	17
5/31	Columbia	--	2-0	0	0	0	0	1	1	19
6/1	Columbia	--	1-0	1	0	0	0	0	0	8

34 • DERIK BEAUPREZ

RHP
6-5 • 233 • SO • Cherry Hills Vill., CO • Cherry Creek

- Has been effective in second half of season after tough start
- Electric arm with fastball that has topped out at 95 MPH
- Has struggled as starter, but has 2.00 ERA in 12 relief outings
- Drafted in 25th round of 2013 MLB Draft by Boston Red Sox
- Back-to-back first-team All-Colorado from *Denver Post* (2012-13)

CAREER STATISTICS

YEAR	ERA	W-L	APP	IP	H	R	ER	BB	SO	B/AVG
2015	5.28	3-2	17	30.2	24	18	18	20	28	.216
2014	0.83	1-0	6	21.2	13	2	2	8	17	.167

CAREER 3.44 4-2 23 52.1 37 20 20 28 45 --

CAREER HIGHS

Innings: 5.0, twice (last vs. Bethune-Cookman, 5/6/2015)

Hits: 6, vs. FAU, 2/18/2015

Runs: 6, vs. Wright State, 3/1/2015

Earned Runs: 6, vs. Wright State, 3/1/2015

Strikeouts: 6, vs. Bethune-Cookman, 5/6/2015

Walks: 4, twice

SEASON HIGHS

Innings: 5.0, vs. Bethune-Cookman, May 6

Hits: 6, at FAU, February 17

Runs: 6, vs. Wright State, March 1

Earned Runs: 6, vs. Wright State, March 1

Strikeouts: 6, vs. Bethune-Cookman, May 6

Walks: 4, at Louisville, March 8

2015: BEAUPREZ GAME-BY-GAME (3-2)

DATE	OPP.	GS	W-L	IP	H	R	ER	BB	SO	NP
2/13	Rutgers	--	1-2	0	0	0	0	0	2	27
2/15	Rutgers	W	2-0	3	1	1	0	1	0	37
2/17	@FAU	**	--	2.0	6	3	3	1	1	44
2/21	@Florida	--	2-1	1	0	0	0	1	2	30
3/1	@Wright St.	**	L	1.1	3	6	6	3	3	46
3/8	@Louisville	**	--	2.0	4	4	4	4	2	57
3/17	Army	--	1-0	0	0	0	0	0	0	7
3/20	@Wake	--	1-0	0	0	0	0	2	2	31
3/25	FGCU	--	1-1	0	0	0	0	3	2	33
3/29	@UNC	--	0-0	0	2	2	3	0	0	14
4/11	Va. Tech	--	1-0	0	0	0	0	2	1	11
4/24	Florida St.	L	3-0	2	1	1	1	2	2	32
5/2	@Pitt (G2)	--	1-0	2	0	0	0	0	0	14
5/5	Bethune	**	W	5.0	0	0	0	0	1	62
5/12	FAU	W	2-0	1	0	0	0	0	1	33
5/23	Notre Dame	--	1-2	1	0	0	0	1	1	21
5/31	Columbia	--	2-1	1	1	1	1	1	1	28

38 • DANIEL BRIGGI

RHP
6-0 • 190 • SR • Croton, N.Y. • Hendrick Hudson

- Has been promoted to one of Miami's top relievers in first season
- Senior walk-on, played club baseball for first three years at Miami
- Cut from team in previous two efforts as walk-on; made it 3rd try
- Accepted and will attend Miami Miller School of Medicine this fall

CAREER STATISTICS

YEAR	ERA	W-L	APP	IP	H	R	ER	BB	SO	B/AVG
2015	1.82	1-0	21	29.2	13	6	6	13	26	.133

SEASON HIGHS

Innings: 4.0, vs. FGCU, March 11

Hits: 3, vs. FGCU, March 25

Runs: 2, twice (last vs. FAU, May 12)

Earned Runs: 2, (last vs. FAU, May 12)

Strikeouts: 6, vs. FGCU, March 11

Walks: 2, twice (last at Virginia, April 18)

2015: BRIGGI GAME-BY-GAME (1-0)

DATE	OPP.	GS	W-L	IP	H	R	ER	BB	SO	NP
2/15	Rutgers	--	2-0	0	0	0	0	0	2	20
3/1	Wright State	--	3-0	0	0	0	0	1	4	45
3/7	@Louisville-2	--	0-2	1	0	0	0	1	0	18
3/10	@FGCU	W	4-0	1	0	0	0	1	6	50
3/13	NC State	--	1-0	0	0	0	0	0	0	4
3/14	NC State	--	1-0	1	1	1	1	1	0	16
3/22	@Wake	--	2-0	1	2	2	2	1	3	30
3/25	FGCU	--	1-2	3	1	1	0	1	1	29
3/28	@UNC	--	3-0	2	0	0	0	0	0	43
4/1	Bethune	--	2-0	1	0	0	0	0	2	25
4/5	Duke	--	1-2	0	0	0	0	0	0	17
4/8	FAU	--	0-2	0	0	0	0	0	1	9
4/11	Va. Tech	--	1-0	0	0	0	0	0	2	15
4/15	UCF	--	1-0	0	0	0	0	1	2	16
4/18	@Virginia	--	0-2	0	0	0	0	2	0	14
4/24	Florida St.	--	0-1	0	0	0	0	1	0	10
5/6	Bethune	--	1-0	0	0	0	0	0	1	15
5/9	NYIT	--	1-0	0	0	0	0	1	2	16
5/12	FAU	--	0-2	1	2	2	1	0	0	15
5/15	Georgia Tech	--	0-2	0	0	0	0	1	1	19
5/31	Columbia	--	0-2	2	0	0	0	0	1	23

19 • BRYAN GARCIA

RHP
6-1 • 205 • SO • Miami, FL • Christopher Columbus

- Earned Third-Team All-ACC recognition as a relief pitcher
- Struggled in last two outings at ACC Tourney, blowing two saves
- Ranked 4th in ACC with 9 saves - has 24 career (5th in history)
- Named to '15 NCBWA Stopper of the Year Watch List (top closer)
- UM freshman record w/15 saves - NCBWA 3rd-Team All-American

CAREER STATISTICS

YEAR	ERA	W-L	APP	IP	H	R	ER	BB	SO	B/AVG
2015	2.83	5-2	30	35.0	26	12	11	19	33	.218
2014	1.75	7-4	31	51.1	40	12	10	19	56	.220

CAREER 2.19 12-6 61 86.1 66 24 21 38 89 --

CAREER HIGHS

Innings: 3.0, three times (last vs. Texas Tech, 6/1/2014)

Hits: 3, 10 times (last vs. Virginia, 4/18/2015)

Runs: 4, vs. Virginia, 4/18/2015

Earned Runs: 4, vs. Virginia, 4/18/2015

Strikeouts: 4, three times (last vs. Duke, 5/24/2014)

Walks: 3, four times (last vs. NC State, 5/22/2015)

BRYAN GARCIA SEASON HIGHS

Innings: 2.0, six times (last vs. Florida State, April 24)

Hits: 3, twice (last vs. NC State, May 22)

Runs: 4, at Virginia, April 18

Earned Runs: 4, at Virginia, April 18

Strikeouts: 3, five times (last vs. NC State, May 22)

Walks: 3, four times (last vs. NC State, May 22)

2015: BRYAN GARCIA GAME-BY-GAME (5-2)

DATE	OPP.	GS	W/L/S	IP	H	R	ER	BB	SO	NP
2/13	Rutgers	S	1-0	1	0	0	0	0	0	11
2/17	@FAU	--	0-1	0	0	0	0	0	0	8
2/22	@Florida	--	1-2	0	0	0	0	1	1	14
2/25	Barry	S	1-0	0	0	0	0	0	2	14
2/28	Wright State	W	1-0	0	0	0	0	0	1	11
3/4	FGCU	S	1-1	3	1	1	1	0	1	21
3/7	@Louisville-2	S	2-0	0	0	0	0	0	2	18
3/8	@Louisville	L	1-1	1	1	0	0	3	1	35
3/13	NC State	W	2-0	0	0	0	0	0	3	36
3/15	NC State	--	2-0	0	0	0	0	0	1	23
3/21	@Wake	--	1-1	1	0	0	0	0	0	10
3/22	@Wake	--	0-2	1	1	1	1	1	0	11
3/27	@UNC	S	1-0	1	0	0	0	1	1	21
3/28	@UNC	W	2-0	3	2	2	2	3	1	42
4/3	Duke	S	1-2	0	0	0	0	0	3	34
4/4	Duke	S	1-0	1	0	0	0	1	0	21
4/8	FAU	W	1-0	0	0	0	0	0	3	17
4/15	UCF	S	1-0	0	0	0	0	0	1	12
4/18	@Virginia	L	0-0	3	4	4	4	1	0	17
4/19	@Virginia	S	1-0	0	0	0	0	0	1	18
4/24	Florida St.	--	2-0	1	1	1	1	3	3	41
5/3	@Pittsburgh	--	1-0	1	0	0	0	1	0	17
5/10	NYIT	--	1-0	2	0	0	0	0	0	15
5/12	FAU	--	1-0	2	0	0	0	0	1	20
5/15	Georgia Tech	--	1-0	0	0	0	0	0	1	15
5/20	Virginia	W	1-1	1	0	0	0	0	1	21
5/22	NC State	--	2-0	1	1	1	1	3	3	39
5/23	Notre Dame	--	0-2	1	1	1	1	0	0	12
5/30	Columbia	--	0-1	0	0	0	0	0	0	4
6/1	Columbia	--	1-0	1	0	0	0	0	2	11

PLAYER PROFILES

2015: HAMMOND GAME-BY-GAME (5-1)

DATE	OPP.	GS	W-L	IP	H	R	ER	BB	SO	NP
2/13	Rutgers	W	0.2	1	0	0	0	1	12	
2/14	Rutgers-2	--	1.1	0	0	0	0	1	10	
2/17	@FAU	L	1.1	3	2	2	0	1	28	
2/20	@Florida	--	2.0	2	0	0	1	3	45	
2/25	Barry	--	0.0	1	1	0	0	0	9	
2/27	Wright State	W	2.0	0	0	0	1	1	26	
2/28	Wright State	--	0.2	0	0	0	0	2	12	
3/1	Wright State	--	0.2	3	2	2	0	0	10	
3/4	FGCU	--	1.2	1	0	0	0	0	23	
3/7	@Louisville-2	--	1.1	2	0	0	1	0	22	
3/13	NC State	--	2.0	1	0	0	1	3	31	
3/14	NC State	--	0.2	0	0	0	0	1	12	
3/21	@Wake	--	1.2	4	2	2	1	0	27	
3/27	@UNC	W	1.1	0	0	0	0	1	21	
3/27	@UNC	--	1.0	2	0	0	0	2	21	
4/3	Duke	--	0.1	2	1	1	0	0	16	
4/8	FAU	--	1.0	1	0	0	0	2	17	
4/12	Va. Tech	--	1.0	0	0	0	0	0	12	
4/15	UCF	--	1.0	0	0	0	0	0	14	
4/17	@Virginia	--	0.1	0	0	0	0	0	6	
4/18	@Virginia	--	0.2	0	0	0	0	0	6	
4/19	@Virginia	--	1.2	0	0	0	0	0	11	
4/24	Florida St.	--	0.2	0	0	0	2	1	18	
4/26	Florida St.	--	1.0	1	0	0	0	0	11	
5/2	@Pitt (G2)	--	1.0	1	0	0	0	0	7	
5/3	@Pitt	--	1.2	2	0	0	0	4	26	
5/10	NYIT	--	1.0	1	0	0	0	0	8	
5/16	Georgia Tech	W	1.2	1	0	0	0	1	14	
5/20	Virginia	--	1.2	1	0	0	0	0	25	
5/22	NC State	--	2.0	1	0	0	0	2	17	
5/23	Notre Dame	W	0.1	0	0	0	0	0	5	

32 • ANDY HONIOTES

RHP

6-3 • 190 • FR • Geneva, Ill. • Geneva Community
 • Has tossed 8.1 scoreless innings to open his career

CAREER STATISTICS

YEAR	ERA	W-L	APP	IP	H	R	ER	BB	SO	B/AVG
2015	0.00	0-0	6	7.1	4	0	0	6	7	.174

2015: HONIOTES GAME-BY-GAME (0-0)

DATE	OPP.	GS	W-L	IP	H	R	ER	BB	SO	NP
2/15	Rutgers	--	1.0	1	0	0	0	2	19	
3/1	Wright State	--	0.1	0	0	0	0	0	2	
3/10	@FGCU	--	1.0	0	0	0	1	0	16	
4/1	Bethune	--	2.0	2	0	0	3	1	37	
4/25	Florida St.	--	2.0	0	0	0	2	2	35	
5/6	Bethune	--	1.0	1	0	0	0	2	16	
5/9	NYIT	--	1.0	0	0	0	0	1	10	

55 • JESSE LEPORE

RHP

6-4 • 210 • FR • Beverly Hills, Fla. • Trinity Catholic
 • Has not allowed any runs in last eight appearances (10.2 IP)
 • Struck out career-high four batters in last outing vs. NYIT (5/8)
 • Ranked No. 210 national high school prospect by *Perfect Game*

CAREER STATISTICS

YEAR	ERA	W-L	APP	IP	H	R	ER	BB	SO	B/AVG
2015	1.93	0-0	10	14.0	13	5	3	7	10	.236

SEASON HIGHS

Innings: 2.0, three times (last vs. NYIT, May 8)
 Hits: 4, vs. Wright State, March 1
 Runs: 3, vs. Rutgers, February 14 (Game 2)
 Earned Runs: 2, vs. Florida, February 20
 Strikeouts: 4, vs. NYIT, May 8
 Walks: 2, twice (last at FGCU, March 10)

2015: LEPORE GAME-BY-GAME (0-0)

DATE	OPP.	GS	W-L	IP	H	R	ER	BB	SO	NP
2/14	Rutgers-2	--	1.1	2	3	1	2	0	38	
2/20	@Florida	--	2.0	1	2	2	1	0	25	
3/1	Wright State	--	1.2	4	0	0	1	0	33	
3/10	@FGCU	--	1.0	0	0	0	2	1	22	
3/11	Stetson	--	1.0	0	0	0	0	0	7	
3/20	@Wake	--	1.0	1	0	0	1	1	22	
4/11	Va. Tech	--	1.0	2	0	0	0	0	23	
4/25	Florida St.	--	2.0	2	0	0	0	2	20	
5/6	Bethune	--	1.0	0	0	0	0	2	13	
5/8	NYIT	--	2.0	1	0	0	0	4	24	

18 • MICHAEL MEDIAVILLA

LHP

6-5 • 225 • FR • Hialeah, Fla. • Mater Academy

- Named Louisville Slugger Freshman All-American as relief pitcher
- Has replaced Thomas Woodrey as team's go-to lefty reliever
- Low 90's fastball and excellent changeup among best pitches
- 45 K's is most among regular relievers; .175 average is second
- Selected by Cincinnati Reds in 40th Round of 2014 MLB Draft
- Led Mater to '14 state championship & back-to-back district titles

CAREER STATISTICS

YEAR	ERA	W-L	APP	IP	H	R	ER	BB	SO	B/AVG
2015	2.12	3-2	32	34.0	20	12	8	17	45	.175

SEASON HIGHS

Innings: 2.1, vs. Notre Dame, May 23
 Hits: 2, five times (last at Virginia, April 18)
 Runs: 2, three times (last vs. Virginia, May 20)
 Earned Runs: 2, twice (last vs. Virginia, May 20)
 Strikeouts: 4, twice (last vs. Notre Dame, May 23)
 Walks: 2, four times (last vs. Notre Dame, May 23)

2015: MEDIAVILLA GAME-BY-GAME (3-2)

DATE	OPP.	GS	W-L	IP	H	R	ER	BB	SO	NP
2/13	Rutgers	--	0.2	0	0	0	0	1	9	
2/15	Rutgers	--	1.0	0	0	0	0	1	15	
2/17	@FAU	--	1.0	0	0	0	0	0	6	
2/20	@Florida	L	1.2	2	1	1	0	3	31	
2/22	@Florida	--	0.1	0	0	0	0	0	10	
2/28	Wright State	--	1.1	0	0	0	0	2	19	
3/4	FGCU	--	1.0	0	0	0	0	2	14	
3/7	@Louisville-1	--	0.2	0	2	0	1	1	24	
3/8	@Louisville	--	1.0	0	0	0	1	1	21	
3/11	Stetson	--	1.0	1	0	0	0	3	16	
3/13	NC State	--	1.0	0	0	0	0	1	13	
3/14	NC State	--	1.0	0	0	0	0	1	14	
3/21	@Wake	--	1.0	2	1	1	0	0	17	
3/22	@Wake	--	0.1	2	2	2	1	0	15	
3/28	@UNC	--	2.0	0	0	0	2	4	30	
4/3	Duke	W	1.0	0	0	0	1	1	23	
4/8	FAU	--	2.0	0	0	0	0	1	31	
4/12	Va. Tech	--	1.0	0	0	0	0	1	13	
4/15	UCF	W	0.2	0	0	0	0	1	11	
4/17	@Virginia	--	1.0	2	1	1	0	2	17	
4/18	@Virginia	--	0.2	2	0	0	1	1	21	
4/19	@Virginia	--	1.1	1	1	0	2	3	37	
4/24	Florida St.	--	1.1	1	0	0	1	3	29	
5/2	@Pitt (G1)	W	2.0	1	0	0	0	2	31	
5/3	@Pitt	--	0.1	0	0	0	0	1	--	
5/10	NYIT	--	1.0	0	0	0	0	1	12	
5/12	FAU	--	1.0	0	0	0	0	2	13	
5/15	Georgia Tech	--	1.2	0	0	0	2	0	25	
5/20	Virginia	--	0.1	2	2	2	1	1	22	
5/22	NC State	--	1.0	1	1	0	0	1	9	
5/23	Notre Dame	--	2.1	1	1	1	2	4	37	
5/30	Columbia	--	1.0	2	0	0	1	1	35	

38 • RYAN OTERO

RHP

6-5 • 205 • JR • Coral Gables, FL • Ransom Everglades

- Pitched one scoreless inning in NCAA Regional game vs. Columbia
- Emergency start vs. UF (2/20) when Andy Suarez was scratched
- Led team in strikeouts during fall ball, where he impressed
- Older brother Dan Otero plays for Oakland Athletics

CAREER STATISTICS

YEAR	ERA	W-L	APP	IP	H	R	ER	BB	SO	B/AVG
2015	4.70	0-0	14	23.0	19	13	12	7	12	.218
2014	0.00	0-1	0	1	1	0	0	0	1	.333
2013	13.50	0-0	4	3.1	4	7	5	5	2	.267

CAREER 5.73 0-0 19 26.2 24 20 17 12 15 --

CAREER HIGHS

Innings: 3.0, four times (last, at North Carolina, 3/29/2015)
 Hits: 5, vs. Wright State, 3/1/2015
 Runs: 4, twice (last at FGCU, 3/10/2015)
 Earned Runs: 3, four times (last vs. FGCU, 3/10/2015)
 Strikeouts: 3, vs. FGCU, 3/10/2015
 Walks: 2, twice

SEASON HIGHS

Innings: 3.0, four times (last at North Carolina, March 29)
 Hits: 5, vs. Wright State, March 1
 Runs: 4, at FGCU, March 10
 Earned Runs: 3, twice (last at FGCU, March 10)
 Strikeouts: 3, at FGCU, March 10
 Walks: 2, at FGCU, March 10

2015: OTERO GAME-BY-GAME (0-0)

DATE	OPP.	GS	W-L	IP	H	R	ER	BB	SO	NP
2/14	Rutgers-1	--	3.0	2	2	2	1	1	41	
2/17	@FAU	--	1.1	0	0	0	0	0	18	
2/20	@Florida	**	3.0	2	1	1	1	0	44	
2/27	Wright St.	--	1.0	1	0	0	0	1	17	
3/1	Wright St.	--	2.0	5	3	3	1	2	41	
3/10	@FGCU	**	3.0	4	4	3	2	3	47	
3/17	Army	--	1.0	0	0	0	0	0	3	
3/20	@Wake	--	1.0	0	0	0	0	1	13	
3/29	@UNC	--	3.0	0	0	0	0	1	31	
4/5	Duke	--	1.0	2	0	0	0	0	12	
4/10	Va Tech.	--	1.0	1	0	0	0	1	17	
4/25	Florida St.	--	0.2	2	3	3	2	0	27	
5/15	Georgia Tech	--	1.0	0	0	0	0	1	9	

52 • DANIEL SAYLES

LHP

6-4 • 212 • Jr. • Wauwatosa, Wisc. • Sacra. City Coll.

- Had emergency start vs. NCST (3/13), went just 0.2 innings
- Spent two seasons at Sacramento City College

CAREER STATISTICS

YEAR	ERA	W-L	APP	IP	H	R	ER	BB	SO	B/AVG
2015	4.50	0-0	7	4.0	5	3	2	1	1	.313
2014	7.36	0-1	5	3.2	5	4	3	2	3	.385

CAREER 5.87 0-1 12 7.2 10 7 5 3 4 --

CAREER HIGHS

Innings: 2.0, vs. NYIT, 5/8/2015
 Hits: 2, vs. Stetson, 3/12/2014
 Runs: 3, vs. Stetson, 3/12/2014
 Earned Runs: 3, vs. Stetson, 3/12/2014
 Strikeouts: 2, vs. UCF, 3/18/2014
 Walks: 1, three times

SEASON HIGHS

Innings: 2.0, vs. NYIT, May 8
 Hits: 2, vs. NC State, March 13
 Runs: 1, three times (last vs. NC State, March 13)
 Earned Runs: 1, twice (last at Louisville, March 7)
 Walks: 1, vs. NC State, March 13

SAYLES 2015: GAME-BY-GAME (0-0)

DATE	OPP.	GS	W-L	IP	H	R	ER	BB	SO	NP
2/14	Rutgers-2	--	0.2	0	0	0	0	0	6	
2/25	Barry	--	0.1	0	0	0	0	0	8	
3/1	Wright St.	--	0.0	1	1	1	0	0	1	
3/7	@Louisville	--	0.0	1	1	1	0	0	5	
3/13	NC State	--	0.2	2	1	0	1	0	23	
5/8	NYIT	--	2.0	1	0	0	0	1	22	
5/15	Georgia Tech	--	0.1	0	0	0	0	0	3	

PLAYER PROFILES

ABREU CAREER HIGHS

At Bats: 7, vs. North Carolina, 5/16/2014
Runs: 3, three times (last vs. Columbia, 6/1/2015)
Hits: 4, twice (last at Virginia, 4/19/2015)
RBI: 5, vs. Columbia, 6/1/2015
Walks: 2, nine times (last vs. Bethune-Cookman, 4/1/2015)
Steals: 1, eight times (last vs. Virginia Tech, 4/11/2015)
Hitting Streak: 13 games (2015)

ABREU SEASON HIGHS

At Bats: 5, nine times (last vs. NC State, May 22)
Runs: 3, vs. Columbia, June 1
Hits: 4, twice (last at Virginia, April 18)
RBI: 5, vs. Columbia, June 1
Walks: 2, four times (last vs. Bethune-Cookman, April 1)
Steals: 1, four times (last vs. Virginia Tech, April 11)
Hitting Streak: 13 games

17 • CHRISTOPHER BARR

1B

6-1 • 200 • R-SO • Royal Palm Beach, FL • Royal Palm Beach

- Tremendous Regional defensively at first base, where he excels
- Named to All-ACC Championship Team at 1B after big week
- Game-tying solo HR (first career) bottom-9 vs. Notre Dame (5/23)
- Hit .364 (4-for-11) w/three runs scored in three games in Durham
- Bumped to No. 2 hole prior to Saturday game vs. FSU (4/25)
- Riding career-long eight-game hitting streak into NCAA opener
- Has hit .324 w/23 runs & 21 RBI since moving up in lineup (20 G)
- Led team with .714 average (5-for-7) and .818 OBP against GTech
- Has started past 45 at first base leading into Friday's game
- Leads team with 16 sacrifice hits - had two vs. Georgia Tech
- Missed 2014 season while recovering from surgery

CAREER STATISTICS

YEAR	AVG	GP-GS	AB	R	H	2B	3B	HR	RBI	SB-A
2015	.304	56-53	184	42	56	7	5	1	31	11-11
2013	.217	55-29	115	27	25	1	1	0	6	7-10

CAREER .270 111-82 299 69 81 8 6 1 37 18-21

CAREER HIGHS

At Bats: 6, vs. Florida State, 4/24/2015
Runs: 3, twice (last vs. NYIT, 5/10/2015)
Hits: 3, twice (last vs. Bethune-Cookman, 5/6/2015)
RBI: 3, three times (last vs. Columbia, 6/1/2015)
Walks: 2, three times (last vs. UCF, 4/1/2015)
Steals: 2, vs. North Carolina, 3/17/2013
Hitting Streak: 8 (2015)

SEASON HIGHS

At Bats: 6, vs. Florida State, April 24
Runs: 3, twice (last vs. NYIT, May 10)
Hits: 3, twice (last vs. Bethune-Cookman, May 6)
RBI: 3, twice (last vs. Columbia, June 1)
Walks: 2, twice (last vs. UCF, April 15)
Steals: 1, six times (last vs. FAU, April 8)
Hitting Streak: 8 games (current)

45 • CARL CHESTER

OF

6-0 • 190 • FR. • Longwood, FL • Lake Brantley

- Has come off bench in last 12 games after starting 47 games
- Hit pinch hit home run in team's 21-3 win over Columbia (June 1)
- Serves as defensive replacement in left field late in games
- Moved to No. 9 spot from leadoff role in lineup during Duke series
- Hit .364 (4-for-11) in series with Pitt with two runs, two RBI
- Offers dynamic speed - 11 steals tied for third-most on UM
- Had two doubles in 2-for-4 performance vs. FSU (4/24)
- Recorded two RBI groundouts in team's series vs. Virginia
- Hit .455 vs. Wake (5-for-11), including leadoff HR in G2 (3/21)
- Selected in 38th round of 2014 MLB Draft by Milwaukee
- Chosen by *D1Baseball.com* as pick for ACC Freshman of the Year

CAREER STATISTICS

YEAR	AVG	GP-GS	AB	R	H	2B	3B	HR	RBI	SB-A
2014	.268	60-47	190	36	51	10	1	5	25	11-14

SEASON HIGHS

At Bats: 6, vs. Wake Forest, March 21
Runs: 2, nine times (last vs. Bethune-Cookman, May 6)
Hits: 3, twice (last at Wake Forest, March 21)
RBI: 2, twice (last vs. Virginia Tech, April 11)
Walks: 2, twice (last at Wake Forest, March 20)
Hitting Streak: 7 games

0 • ZACK COLLINS

C/DH

6-3 • 220 • SO • Pembroke Pines, Fla. • Amer. Heritage

- Earned 2015 First-Team All-ACC recognition at DH/Utility
- Ranks 5th in the country with 70 RBI; had five in NCAA Regional
- Big game vs. ND @ ACCT: solo HR, 3 RBI, scored winning run
- Ended reg. season in ACC: 3rd in HR, 3rd SLG, 2nd RBI, 5th OBP
- Has started 30 games at catcher and 31 games at DH
- Had dominant series vs. Pitt: 3 HR (inc. 1 grand slam) & 9 RBI
- 32 extra-base hits ranks second on UM (only to Thompson's 39)
- 6th *Baseball America* National Freshman of the Year from Miami
- Ranked by *Perfect Game* as top 2016 Draft-eligible player in ACC
- Named 2014 ACC Freshman of the Year, 2014 All-ACC 3rd Team

CAREER STATISTICS

YEAR	AVG	GP-GS	AB	R	H	2B	3B	HR	RBI	SB-A
2015	.311	61-61	225	60	70	12	5	15	70	7-8
2014	.298	61-58	205	32	61	14	3	11	54	0-0

CAREER .305 122-119 430 92 131 26 7 26 124 7-8

CAREER HIGHS

At Bats: 8, vs. Florida State, 4/24/2015
Runs: 4, vs. NYIT, 5/8/2015
Hits: 4, twice (last vs. NYIT, 5/8/2015)
RBI: 6, at NC State, 3/30/2014
Walks: 3, five times (last at Wake Forest, 3/20/2015)
Hitting Streak: 15 games (2015)

SEASON HIGHS

At Bats: 8, vs. Florida State, April 24
Runs: 4, vs. NYIT, May 8
Hits: 4, vs. NYIT, May 8
RBI: 5, at Pittsburgh, May 2 (Game Two)
Walks: 3, twice (last at Wake Forest, March 20)
Hitting Streak: 15 games

44 • PETER CROCITTO

C/3B/1B

6-0 • 205 • FR. • Palm City, FL • South Fork

- Hit doubles vs. Bethune-Cookman, VTech, and two vs. FSU
- Connected on first career double & RBI in opener vs. VT (4/1)

CAREER STATISTICS

YEAR	AVG	GP-GS	AB	R	H	2B	3B	HR	RBI	SB-A
2015	.389	14-0	18	4	7	4	0	0	4	0-0

SEASON HIGHS

At Bats: 3, vs. Rutgers, February 15
Runs: 1, three times (last vs. Florida State, April 25)
Hits: 1, six times (last vs. Florida State, April 26)
RBI: 1, twice (last vs. Florida State, April 26)
Walks: N/A
Hitting Streak: 3 games

2 • RICKY EUSEBIO

OF

5-11 • 195 • JR • Homestead, FL • Gulliver Prep

- Moved to leadoff spot during Duke series after hitting in 2-hole
- Has recorded .459 on-base percentage in 32 games as leadoff
- Has started all 61 games in centerfield this season
- Has career 82.5% rate on stolen bases, including 76% this year
- Has been hit by a pitch 19 times - third-most in a single season
- Excels on defense, staff considers him w/best UM def. CFs ever
- Constant on-base threat - HBP leader (19), 2nd in walks (50)
- One of only three players to start all 62 games this season
- Named to first team All-Dade senior season by *Miami Herald*

CAREER STATISTICS

YEAR	AVG	GP-GS	AB	R	H	2B	3B	HR	RBI	SB-A
2015	.296	62-62	213	68	63	14	2	2	27	19-25
2014	.263	44-13	57	16	15	2	0	0	7	6-6
2013	.221	47-23	95	14	21	3	0	0	8	8-9

CAREER .271 153-103 365 98 99 19 2 2 42 33-40

CAREER HIGHS

At Bats: 7, vs. Florida State, 4/24/2015
Runs: 3, four times (last vs. NC State, 5/22/2015)
Hits: 3, four times (last vs. Duke, 4/3/2015)
RBI: 3, four times (last vs. Virginia Tech, 4/11/2015)
Walks: 3, twice (last vs. NC State, 5/22/2015)
Steals: 2, four times (last vs. Rutgers, 2/15/2015)
Hitting Streak: 7 games (2015)

EUSEBIO SEASON HIGHS

At Bats: 7, vs. Florida State, April 24
Runs: 3, four times (last vs. NC State, May 22)
Hits: 3, twice (last vs. Duke, April 3)
RBI: 3, twice (last vs. Virginia Tech, April 11)
Walks: 3, twice (last vs. NC State, May 22)
Steals: 2, vs. Rutgers, February 15, 2015
Hitting Streak: 7 games

24 • JACOB HEYWARD

OF

6-3 • 201 • SO • McDonough, GA • Eagle's Landing

- Has emerged as starting leftfielder, starting last 12 games
- Hitting .357 (15-for-42) with one homer, 10 RBI during the stretch
- Had eighth-inning single vs. Virginia (5/20) jumpstarted GW rally
- Career-long eight-game hitting streak snapped vs. NC State (5/22)
- Recorded career-high six RBI in 17-4 win over Georgia Tech (5/16)
- Hit pinch hit home runs in back-to-back games vs. NYIT (5/8 + 5/9)
- Home run in Game 2 vs. NYIT was a moon shot over leftfield net
- Drafted in the 38th round of the 2013 MLB Draft by Atlanta
- Ranked No. 196 senior overall (No. 11 in Georgia) by *Perfect Game*
- Younger brother of St. Louis Cardinals' outfielder Jacob Heyward

CAREER STATISTICS

YEAR	AVG	GP-GS	AB	R	H	2B	3B	HR	RBI	SB-A
2015	.312	51-17	93	33	29	4	0	3	17	3-5
2014	.160	14-6	25	5	4	1	0	0	3	0-1

CAREER .279 65-23 118 38 33 5 0 3 20 3-6

CAREER HIGHS

At Bats: 5, at FGCU, 3/10/2015
Runs: 3, three times (last vs. Georgia Tech, 5/16/2015)
Hits: 3, twice (last vs. NYIT, 5/10/2015)
RBI: 6, vs. Georgia Tech, 5/16/2015
Walks: 2, three times (last vs. Georgia Tech, 5/15/2015)
Steals: 1, vs. FAU, 5/12/2015
Hitting Streak: 8 games (2015)

SEASON HIGHS

At Bats: 5, at FGCU, March 10
Runs: 3, three times (last vs. Georgia Tech, May 16)
Hits: 3, vs. NYIT, May 10
RBI: 6, vs. Georgia Tech, May 16
Walks: 2, three times (last vs. Georgia Tech, May 15)
Steals: 1, vs. FAU, May 12
Hitting Streak: 8 games

7 • GEORGE ISKENDERIAN

INF

6-0 • 190 • JR • Englewood Cliffs, NJ • IRCC

- Earned First-Team All-ACC recognition at 2B after dominant year
- ACC regular season batting title (.391), most consistent Miami bat
- Led ACC in runs (68) and hits (86); third in OBP (.466) and SB (25)
- Recorded UM's first five-hit game since 2011 vs. FAU (5/12)
- .387 average in league play was tops among all players in ACC
- One of only three Hurricanes to start all 62 games this season
- Second with 20 multi-hit games; 14 multi-RBI games is 4th-most
- Was named Team's Rookie of the Year during final season series
- Picked by St. Louis (34th RD) in MLB Draft out of Indian River CC
- Played freshman season at South Carolina, hitting .250 with 6 RBI

CAREER STATISTICS

YEAR	AVG	GP-GS	AB	R	H	2B	3B	HR	RBI	SB-A
2015	.371	62-62	232	68	86	13	2	3	54	23-25

SEASON HIGHS

At Bats: 5, 17 times (last vs. NC State, May 22)
Runs: 3, five times (last vs. FAU, May 12)
Hits: 5, vs. FAU, May 12
RBI: 3, four times (last vs. Duke, April 5)
Walks: 3, vs. Florida State, April 24
Steals: 2, three times (last vs. Bethune-Cookman, April 1)
Hitting Streak: 12 games



40 • GARRETT KENNEDY

C

- 6-1 • 210 • SR • Davie, Fla. • Archbishop McCarthy
- Earned 2015 All-ACC Third-Team recognition at catcher
 - Serving as one of Miami's most productive hitters in last year
 - Hit .367 with three home runs, 21 RBI in team's 14-1 stretch
 - Connected on 3-run home run to seal win vs. UVA at ACCT (5/20)
 - Ranked fourth in ACC with .361 AVG and fourth in OBP at .463
 - Hit .372 in ACC play in 2015 with four home runs and 24 RBI
 - Hit first career grand slam in 26-0 rout of NYIT on May 8
 - One of team's most experienced players, one of six seniors
 - Named to 2014 Coral Gables Regional All-Tournament Team

CAREER STATISTICS

YEAR	AVG	GP-GS	AB	R	H	2B	3B	HR	RBI	SB-A
2015	.340	59-54	206	50	70	11	1	7	51	1-1
2014	.231	43-38	117	14	27	3	0	2	16	1-1
2013	.282	45-39	124	17	35	4	0	3	16	0-2
2012	.165	40-31	85	6	14	0	0	0	4	0-1
CAREER	.274	187-162	532	87	146	18	1	12	87	2-5

CAREER HIGHS

At Bats: 8, vs. Florida State, 4/24/2015
 Runs: 5, vs. Rutgers, 2/15/2015
 Hits: 4, vs. Georgia Tech, 5/16/2015
 RBI: 5, vs. NYIT, 5/8/2015
 Walks: 3, vs. St. John's, 3/5/2013
 Steals: 1, twice (last vs. Virginia, 4/19/2015)
 Hitting Streak: 11 games (2015)

SEASON HIGHS

At Bats: 8, vs. Florida State, April 24
 Runs: 5, vs. Rutgers, February 15
 Hits: 4, vs. Georgia Tech, May 16
 RBI: 5, vs. NYIT, May 8
 Walks: 2, six times (last vs. Virginia Tech, April 12)
 Steals: 1, vs. Virginia, April 19
 Hitting Streak: 11 games

51 • BRANDON LOPEZ

SS

- 6-1 • 190 • JR • Miramar, FL • American Heritage
- Has started 32 of last 33 games at SS, including 30 straight
 - Named to Coral Gables Regional All-Tournament Team
 - Tied for team lead with six hits in Regional; batted .353 in 4 G
 - Had game-winning 1B vs. Notre Dame (to RF) to walk off (5/23)
 - Bat impressed in 2015, one of seven regulars hitting over .300
 - Hit .364 (4-for-11) vs. Pitt with game-tying 1B in 8th inning of G1
 - Hit .429 (6-for-14) & had three multi-hit games against Florida St.
 - One of the top defensive infielders in the conference
 - Drafted in 34th round of 2012 MLB Draft by Toronto Blue Jays

CAREER STATISTICS

YEAR	AVG	GP-GS	AB	R	H	2B	3B	HR	RBI	SB-A
2015	.313	44-42	147	26	46	7	2	0	22	1-2
2014	.233	56-56	189	23	44	6	1	0	29	6-11
2013	.243	59-58	181	17	44	1	0	1	15	5-7
CAREER	.259	159-156	517	66	134	14	3	1	66	12-20

LOPEZ CAREER HIGHS

At Bats: 7, vs. North Carolina, 5/16/2014
 Runs: 2, eight times (last at Pittsburgh, 5/3/2015)
 Hits: 3, five times (last at Louisville, 3/7/2015)
 RBI: 4, twice (last vs. Boston College, 3/7/2014)
 Walks: 3, twice (last at Clemson, 4/27/2014)
 Steals: 2, vs. Clemson, 4/27/2014
 Hitting Streak: 7 games (2013)

LOPEZ SEASON HIGHS

At Bats: 5, twice (last vs. Florida State, April 26)
 Runs: 2, three times (last at Pittsburgh, May 3)
 Hits: 3, at Louisville, March 7
 RBI: 3, at Louisville, March 7
 Walks: 2, three times (last vs. Florida State, April 24)
 Hitting Streak: 5 games

42 • EDGAR MICHELANGELI

INF

- 6-1 • 210 • R-SO • Miami, FL • Florida Christian
- Went hitless in two at bats in start at DH vs. Bethune (4/1)
 - Went 1-for-4 in start at DH vs. Army (3/17)
 - Two-run 2B in 8th inning helped clinch win vs. Rutgers (2/14)
 - Made 18 appearances in first full season in '14, including 10 GS
 - Sat out 2013 season due to NCAA transfer rules (Miami-Dade JC)

MICHELANGELI CAREER STATISTICS

YEAR	AVG	GP-GS	AB	R	H	2B	3B	HR	RBI	SB-A
2015	.234	35-10	64	10	15	4	0	0	6	1-1
2014	.209	17-10	43	4	9	3	0	0	9	0-1

CAREER .224 52-20 107 14 24 7 0 0 15 1-2

CAREER HIGHS

At Bats: 5, at FGCU, 3/10/2015
 Runs: 2, twice (last vs. NYIT, 5/10/2015)
 Hits: 2, vs. FAU, 2/17/2015
 RBI: 2, twice (last vs. Rutgers, 2/14/2015)
 Walks: 2, vs. Wright State (2/27/2015)
 Hitting Streak: 4 games (2015)

SEASON HIGHS

At Bats: 5, at FGCU, March 10
 Runs: 2, twice (last vs. NYIT, May 10)
 Hits: 2, at FAU, February 17
 RBI: 2, vs. Rutgers, February 14
 Walks: 2, vs. Wright State, February 27
 Hitting Streak: 4 games (twice)

4 • JOHNNY RUIZ

2B

- 5-11 • 195 • SO • Coral Gables, FL • Westminster Chris.
- Has become Miami's top bat off the bench in second half of 2015
 - Had season-best three-hit games vs. GT (5/15) & NYIT (5/10)
 - Catalyst for Miami's rally vs. FAU - pinch-hit leadoff single (4/8)
 - Started at second vs. Duke (4/5) & reached in all four appearances
 - Team's top hitter at UNC: 4-for-9 (.444) with GWH in Game 1
 - Delivered GWH on Opening Day, two-RBI single in 8th inning
 - Took over 3B midway thru '14 after Thompson suffered blood clot
 - Named 2013 4A-2A Player of the Year by *Miami Herald*
 - Hit .564 with five home runs and 40 RBI during senior season

CAREER STATISTICS

YEAR	AVG	GP-GS	AB	R	H	2B	3B	HR	RBI	SB-A
2015	.318	46-21	107	16	34	3	1	0	19	0-0
2014	.229	45-38	131	22	30	7	0	0	11	2-4

CAREER .269 90-59 238 38 64 10 0 0 30 2-4

CAREER HIGHS

At Bats: 5, vs. Rutgers, 2/15/2015
 Runs: 2, five times (last vs. Duke, 5/10/2014)
 Hits: 3, four times (last vs. Georgia Tech, 5/15/2015)
 RBI: 3, vs. Rutgers, 2/13/2015
 Walks: 2, eight times (last vs. Duke, 4/5/2015)
 Steals: 1, twice (last at Virginia Tech, 4/6/2014)
 Hitting Streak: 6 games (2014)

SEASON HIGHS

At Bats: 5, vs. Rutgers, February 15
 Runs: 1, 10 times (last vs. Virginia Tech, April 12)
 Hits: 3, twice (last vs. Georgia Tech, 5/15/2015)
 RBI: 3, vs. Rutgers, February 13
 Walks: 2, vs. Duke, April 5
 Hitting Streak: 3 games (three times)

8 • DAVID THOMPSON

3B

- 6-2 • 220 • JR • Miami, FL • Westminster Christian
- Earned First-Team All-ACC recognition at third base - 1st of career
 - Named Coral Gables Regional MVP & to All-Tournament Team
 - Leads nation and ranks fourth in program history with 85 RBI
 - Semifinalist for 2015 Golden Spikes Award & Dick Howser Trophy
 - Ended season as ACC's leader in home runs (19) - had 4 HR vs. GT
 - ACC top-10: slug % (2nd), runs (6th), hits (T-7th), total bases (1st)
 - Had three-HR, 9-RBI game against GT on 5/15 - historic outing
 - Has started all 62 games of season - 52 at 3B, 1 at DH, 9 at 1B
 - 3-time ACC POTW in 2015, inc. back-to-back weeks (3/16, 3/23)
 - Developed blood clot in arm midway through '14, missed 32 games
 - Earned Freshman All-America honors from *Perfect Game* in 2013
 - Was the first three-time *Miami Herald* Athlete of the Year winner
 - State home run leader for single season (19) and career (55), breaking records set by Alex Rodriguez at same school/ballpark

THOMPSON CAREER STATISTICS

YEAR	AVG	GP-GS	AB	R	H	2B	3B	HR	RBI	SB-A
2015	.340	62-62	235	58	80	18	2	19	85	1-3
2014	.278	30-30	108	15	30	6	1	0	15	0-1
2013	.286	52-51	182	22	52	14	0	6	46	3-5

CAREER .306 141-140 529 95 162 38 3 25 146 4-9

THOMPSON CAREER HIGHS

At Bats: 6, three times (last vs. Georgia Tech, May 15)
 Runs: 3, seven times (last vs. Georgia Tech, May 16)
 Hits: 4, three times (last vs. Georgia Tech, May 15)
 RBI: 9, vs. Georgia Tech, 5/15/2015
 Walks: 3, vs. NYIT, 5/8/2015
 Steals: 1, four times (last vs. Rutgers, 2/14/2015)
 Hitting Streak: 20 games (2015)

THOMPSON SEASON HIGHS

At Bats: 6, three times (last vs. Georgia Tech, May 15)
 Runs: 3, six times (last vs. Georgia Tech, May 16)
 Hits: 4, three times (last vs. Georgia Tech, May 15)
 RBI: 9, vs. Georgia Tech, May 15
 Walks: 3, vs. NYIT, May 8
 Steals: 1, vs. Rutgers, February 14
 Hitting Streak: 20 games

10 • JUSTIN SMITH

OF

- 6-2 • 205 • FR • St. John's, FL • Bartram Trail
- Had first career RBI on 1B vs. NYIT on 5/10
 - Had one walk, one run scored in start at LF vs. Duke (4/5)
 - Made first start of career Saturday vs. NC State (3/14)
 - Had first career hit in first career at bat vs. Rutgers (2/14)
 - Saw action in three games vs. Rutgers, scored two runs
 - Ranked No. 43 high school prospect by *Baseball America*
 - Named *Perfect Game* First Team All-American from 2011-14

CAREER STATISTICS

YEAR	AVG	GP-GS	AB	R	H	2B	3B	HR	RBI	SB-A
2015	.237	24-3	38	6	9	1	0	0	1	0-0

SEASON HIGHS

At Bats: 4, vs. Army, March 17
 Runs: 1, six times (last vs. Georgia Tech, May 15)
 Hits: 1, nine times (last vs. NYIT, May 10)
 RBI: 1, vs. NYIT, May 10
 Walks: 1, five times (last vs. Georgia Tech, May 16)



2015 BASEBALL CHAMPIONSHIP



TheUBaseball
MiamiHurricanes



@CanesBaseball
@Coach3Morris



TheUBaseball
MiamiHurricanes

STARTING PITCHER PROFILES

43 THOMAS WOODREY JR LHP



Junior (2015)...

Has stepped up in first season as starting pitcher, tossing 6.0 innings in every start but three...Earned second-team All-ACC recognition...Pitched in bullpen first two seasons at Miami...2.84 ERA is lowest among weekend starters...Tossed first complete-game, one-hit shutout since J.D. Cockcroft in 2003 in start vs. Georgia Tech...Changeup is best among all pitchers on staff...Has best control of any starter...Moved up to Friday night role after Florida series, beginning vs. Wright State (Feb. 20)...16 walks are fewest among starting pitchers...Scratched from start vs. NC State due to stomach virus.

Sophomore (2014)...

Served as one of team's most reliable relievers, finishing with 31 appearances totaling 49.2 innings...Recorded 2.54 ERA – third-lowest among bullpen regulars...Struck out 36 batters compared to just 11 walks...19 of 31 appearances were of more than one inning...Made six postseason appearances: three in ACC Championship (May 21-24), and three in Coral Gables Regional (May 31-June 2)

Freshman (2013)...

Saw action in 19 games including three starts...Totaled 40.1 innings, fifth-most of any pitcher on staff...Ended season with 4-0 record and 3.12 ERA...Opened season as midweek starter before shifting to bullpen...Finished with 30 strikeouts compared to 14 walks...Made three appearances in postseason totaling 3.0 innings with six strikeouts.

CAREER HIGHS

Innings: 9.0, vs. Georgia Tech, 5/14/2015

Hits Allowed: 11, vs. Louisville, 3/7/2015

Runs Allowed: 7, twice

Earned Runs Allowed: 5, vs. Louisville, 3/7/2015

Strikeouts: 7, twice (last vs. Georgia Tech, 5/14/2015)

Walks: 5, vs. FAU, 2/20/2013

CAREER STATISTICS

YEAR	ERA	W-L	APP	IP	H	R	ER	BB	SO	B/AVG
2015	2.84	7-2	15	95.0	84	46	30	18	54	.237
2014	2.54	4-0	31	49.2	38	14	14	11	36	.221
2013	3.12	4-0	19	40.1	35	18	14	14	30	.230
CAREER	2.76	15-2	65	185.0	157	78	58	43	150	

30 ANDREW SUAREZ R-JR LHP



Redshirt Junior (2015)...

Third-team All-ACC recognition for second straight year....Ranked in the top 100 MLB Draft prospects by MLB.com...Over last three regular season starts: 3-0 record, 0.47 ERA...Had eight strikes out in ACC Championship start vs. NC State (May 22)...Named to Golden Spikes Award Preseason Watch List...Struck out career-high 12 batters in 8.0-inning outing vs. Duke (April 4)...Considered among top college lefthanders eligible for 2015 MLB Draft...Missed three starts in beginning of season due to oblique strain.

Redshirt Sophomore (2014)...

Selected by Washington Nationals in second round of 2014 MLB First-Year Player Draft (No. 57 overall)...Earned third-team All-ACC recognition...Made 16 starts in weekend rotation, totaling 109.2 innings...Struck out season-high 10 batters twice...Tossed 9.0 innings in four different games.

Redshirt Freshman (2013)...

Recovered from shoulder surgery and made 15 starts as member of weekend rotation...Finished with 3-5 record and 3.95 ERA...Threw 86.2 innings, third-most of any pitcher on staff...Struck out 57 batters and issued 19 walks...Totaled 12.0 innings in two postseason starts against North Carolina (May 23) and Oklahoma State (June 2) with eight strikeouts and one walk.

Freshman (2012)...

Missed nearly entire season rehabbing from surgery...Started and pitched three impressive innings against the Marlins in the team's stadium-opening exhibition.

CAREER HIGHS

Innings: 9.0, four times

Hits Allowed: 11, three times (last vs. FSU, 4/25/2015)

Runs Allowed: 12, vs. FSU, 4/25/2015

Earned Runs Allowed: 10, vs. FSU, 4/25/2015

Strikeouts: 12, vs. Duke, 4/4/2015

Walks: 5, vs. Wake Forest, 5/12/2013

CAREER STATISTICS

YEAR	ERA	W-L	APP	IP	H	R	ER	BB	SO	B/AVG
2015	3.04	8-1	13	74.0	73	33	25	18	70	.257
2014	2.95	6-3	16	109.2	108	46	36	15	87	.256
2013	3.95	3-5	15	86.2	94	47	38	19	57	.282
2012	19.29	0-0	3	2.1	6	5	5	1	1	.462
CAREER	2.95	17-9	47	317.2	281	133	104	53	215	

STARTING PITCHER PROFILES

47 ENRIQUE SOSA JR RHP

**Junior (2015)...**

Has been among Miami's breakout performers in 2015...Has made 16 starts on weekend rotation, only pitcher to start every weekend...12-to-6 true curveball among best pitches on staff...Has 71 strikeouts in 79.2 innngs, and tied for second with seven wins...Has been particularly dominant at home, with 6-1 record...Went career-long 7.0 innings vs. Duke (April 5)...Struck out career-high 10 batters in first start of season vs. Rutgers (Feb. 14).

Sophomore (2014)...

Made 11 appearances out of bullpen, totaling 15.1 innings...Recorded 7.04 ERA with 14 strikeouts...Struck out season-high four batters against Bethune-Cookman (March 11) in career-long 2.2 innings...Tossed two scoreless innings against Virginia Tech (April 4)...Struck out three batters in two clean innings against Alabama State (May 2)...Did not allow any hits in 1.2 scoreless innings against North Carolina (May 16).

Freshman (2013)...

Made five appearances out of the bullpen, totaling 7.0 innings...Allowed five earned runs (6.40 ERA)...Finished with three strikeouts...Pitched 1.0 scoreless inning in career debut against St. Thomas (Feb. 26)...Went career-high 2.2 innings and struck out career-high two batters against Illinois State (March 12).

CAREER HIGHS

Innings: 7.0, vs. Virginia Tech, 4/12/2015

Hits Allowed: 9, vs. North Carolina, 3/29/2015

Runs Allowed: 7, vs. North Carolina, 3/29/2015

Earned Runs Allowed: 7, vs. North Carolina, 3/29/2015

Strikeouts: 10, vs. Oklahoma State, 5/31/2013

Walks: 4, vs. Pittsburgh, 5/3/2015

CAREER STATISTICS

YEAR	ERA	W-L	APP	IP	H	R	ER	BB	SO	B/AVG
2015	4.07	7-4	16	79.2	76	40	36	31	71	.251
2014	7.04	0-1	11	15.1	12	14	12	11	14	.207
2013	6.43	0-0	5	7.0	8	5	5	6	3	.296
CAREER	4.68	7-5	32	102.0	96	59	53	48	88	

14 DANNY GARCIA SO LHP

**Sophomore (2015)...**

Has been among team's most improved players in 2015, and has solidified role as No. 4 starter during midweek games...Has also served in long relief role out of bullpen...79 strikeouts leads the team...80.1 innings is second-most of any pitcher on staff...Made two relief appearances vs. Florida State and another on the road at Pittsburgh...Has made 11 starts and nine relief appearances...Struck out career-high 11 in start vs. Stetson...Will factor into rotation as spring moves towards postseason play...

Freshman (2014)...

Saw action in 11 games, including three starts...Finished with 18 strikeouts...Made career-first appearance in season opener against Maine (Feb. 14), striking out one batter...Recorded career-first start against Villanova (March 5), allowing two runs while striking out career-high eight...Went career-long 4.2 innings against Stetson (March 12)...Struck out 11 batters in three starts

High School...

Earned first-team All-Dade recognition from Miami Herald for final two seasons at Westwood Christian...Garnered all-state honors from Florida Athletic Coaches Association (FACA)...Recorded 5-2 record with 85 strikeouts and 1.85 ERA senior season, guiding school to first state championship in its history.

CAREER HIGHS

Innings: 7.2, vs. Barry, 2/25/2015

Hits Allowed: 11, vs. FGCU, 3/25/2015

Runs Allowed: 7, vs. FGCU, 3/25/2015

Earned Runs Allowed: 5, vs. FGCU, 3/25/2015

Strikeouts: 11, vs. Stetson, 3/11/2015

Walks: 2, three times

CAREER STATISTICS

YEAR	ERA	W-L	APP	IP	H	R	ER	BB	SO	B/AVG
2015	3.25	7-1	20	80.1	79	32	29	17	79	.261
2014	6.30	0-1	11	20.0	22	16	14	10	18	.282
CAREER	3.87	6-2	31	100.1	101	48	43	27	97	

#43 Thomas Woodrey - 15 appearances (All games)

Date	Opponent	GS	IP	H	R	ER	BB	SO	2B	3B	HR	WP	BK	HBP	IBB	Score	W-L	Sv	ERA	NP
Feb 14	RUTGERS-1	*	6.0	6	3	2	2	2	2	0	1	0	0	0	0	9-5	1-0	0	3.00	89
Feb 21	at Florida	*	6.2	5	2	1	2	1	0	0	1	0	0	0	0	7-2	2-0	0	2.13	84
Feb 27	WRIGHT STATE	*	6.0	8	7	1	1	5	1	0	1	0	0	2	0	8-7	2-0	0	1.93	94
Mar 07	at Louisville-1	*	6.0	11	7	5	0	5	3	1	0	0	1	0	0	6-9	2-1	0	3.28	90
Mar 20	at Wake Forest	*	6.0	6	2	1	1	4	1	0	0	0	0	2	0	15-2	3-1	0	2.93	89
Mar 27	at North Carolina	*	6.2	4	3	0	1	2	0	1	1	0	0	0	0	4-3	3-1	0	2.41	80
Apr 03	DUKE	*	6.0	2	2	1	1	2	0	1	0	0	0	1	0	4-3	3-1	0	2.28	92
Apr 10	VIRGINIA TECH	*	6.0	4	1	1	1	7	0	1	0	0	0	1	0	11-1	4-1	0	2.19	85
Apr 17	at Virginia	*	6.2	9	4	4	1	2	2	0	0	0	0	0	0	4-5	4-2	0	2.57	103
Apr 24	FLORIDA STATE	*	6.2	9	4	4	1	1	3	0	2	0	1	1	0	7-8	4-2	0	2.87	85
May 02	at Pittsburgh-1	*	7.0	6	5	5	0	5	0	1	1	0	0	1	0	9-5	4-2	0	3.23	80
May 08	NYIT	*	5.0	4	0	0	0	4	0	0	0	0	0	0	0	26-0	5-2	0	3.01	54
May 14	GEORGIA TECH	*	9.0	1	0	0	3	7	0	0	0	0	0	0	0	3-0	6-2	0	2.69	112
May 20	vs Virginia	*	5.2	3	3	2	2	2	1	0	1	0	0	0	0	9-5	6-2	0	2.72	75
May 30	COLUMBIA	*	5.2	6	3	3	2	5	0	0	2	0	0	0	0	8-3	7-2	0	2.84	102
Totals		15	95.0	84	46	30	18	54	13	5	10	0	2	8	0	130-58	7-2	0	2.84	-

#30 Andrew Suarez - 13 appearances (All games)

Date	Opponent	GS	IP	H	R	ER	BB	SO	2B	3B	HR	WP	BK	HBP	IBB	Score	W-L	Sv	ERA	NP
Feb 13	RUTGERS	*	5.0	8	2	2	2	3	1	0	1	0	0	0	0	5-2	0-0	0	3.60	90
Mar 15	NC STATE	*	6.0	3	0	0	0	7	1	0	0	0	0	0	0	6-0	1-0	0	1.64	70
Mar 21	at Wake Forest	*	5.0	7	4	3	1	3	2	0	1	1	0	1	0	12-7	2-0	0	2.81	82
Mar 28	at North Carolina	*	3.0	4	1	1	4	2	0	0	0	0	0	0	0	4-3	2-0	0	2.84	60
Apr 04	DUKE	*	8.0	8	2	0	1	12	0	0	0	1	0	0	0	3-2	3-0	0	2.00	105
Apr 11	VIRGINIA TECH	*	6.0	6	4	3	1	6	1	0	0	0	0	0	0	14-4	4-0	0	2.45	88
Apr 18	at Virginia	*	5.2	5	1	0	3	5	0	0	0	0	0	0	0	2-5	4-0	0	2.09	91
Apr 25	FLORIDA STATE	*	3.1	11	12	10	2	3	3	0	1	0	0	0	0	5-15	4-1	0	4.07	66
May 02	at Pittsburgh-2	*	7.0	2	0	0	2	4	0	0	0	0	0	0	0	12-0	5-1	0	3.49	96
May 09	NYIT	*	6.0	3	1	1	0	6	1	0	0	0	0	0	0	13-1	6-1	0	3.27	71
May 15	GEORGIA TECH	*	6.0	4	1	0	0	6	1	0	0	0	0	0	0	22-1	7-1	0	2.95	71
May 22	vs NC State	*	6.0	5	3	3	2	8	0	0	1	0	0	1	0	4-5	7-1	0	3.09	96
May 29	FIU	*	7.0	7	2	2	0	5	0	0	0	0	0	1	0	6-2	8-1	0	3.04	93
Totals		13	74.0	73	33	25	18	70	10	0	4	2	0	3	0	108-47	8-1	0	3.04	-

#47 Enrique Sosa - 16 appearances (All games)

Date	Opponent	GS	IP	H	R	ER	BB	SO	2B	3B	HR	WP	BK	HBP	IBB	Score	W-L	Sv	ERA	NP
Feb 14	RUTGERS-2	*	5.2	1	0	0	2	10	0	0	0	0	0	1	0	9-3	1-0	0	0.00	94
Feb 22	at Florida	*	6.0	7	2	2	2	3	1	0	1	0	0	0	0	1-2	1-1	0	1.54	87
Feb 28	WRIGHT STATE	*	6.0	6	3	2	3	5	2	0	0	0	0	1	0	4-3	1-1	0	2.04	92
Mar 07	at Louisville-2	*	5.0	4	4	3	3	3	1	0	1	2	0	0	0	9-5	2-1	0	2.78	86
Mar 14	NC STATE	*	6.1	7	1	1	0	6	1	0	0	0	0	1	0	9-2	3-1	0	2.48	93
Mar 22	at Wake Forest	*	3.1	7	5	5	3	5	1	0	1	2	0	1	0	4-10	3-2	0	3.62	77
Mar 29	at North Carolina	*	2.2	9	7	7	2	0	2	0	0	1	0	0	0	3-10	3-3	0	5.14	62
Apr 05	DUKE	*	6.1	1	0	0	1	3	0	0	0	0	0	0	0	10-0	4-3	0	4.35	62
Apr 12	VIRGINIA TECH	*	7.0	3	1	1	0	6	1	0	0	0	0	0	0	9-1	5-3	0	3.91	81
Apr 19	at Virginia	*	4.2	9	5	4	2	2	0	0	0	1	0	0	0	8-6	5-3	0	4.25	81
Apr 26	FLORIDA STATE	*	6.0	6	0	0	1	5	0	0	0	0	0	2	0	12-0	6-3	0	3.81	87
May 03	at Pittsburgh	*	4.1	3	3	3	4	3	2	0	0	0	0	1	0	9-3	6-3	0	3.98	-
May 10	NYIT	*	6.0	1	1	1	2	6	0	0	0	0	0	0	0	19-1	7-3	0	3.76	75
May 16	GEORGIA TECH	*	4.2	8	4	4	0	6	0	1	2	2	0	0	0	17-4	7-3	0	4.01	80
May 23	vs Notre Dame	*	1.2	1	2	1	3	1	0	0	0	0	0	0	0	6-5	7-3	0	4.04	33
May 31	COLUMBIA	*	4.0	3	2	2	3	7	0	0	0	0	0	1	0	0-3	7-4	0	4.07	79
Totals		16	79.2	76	40	36	31	71	11	1	5	8	0	8	0	129-58	7-4	0	4.07	-

#14 Danny Garcia - 20 appearances (All games)

Date	Opponent	GS	IP	H	R	ER	BB	SO	2B	3B	HR	WP	BK	HBP	IBB	Score	W-L	Sv	ERA	NP
Feb 15	RUTGERS	*	3.0	3	3	3	1	2	0	0	0	1	0	0	0	25-4	0-0	0	9.00	58
Feb 17	at FAU	*	2.2	2	0	0	2	1	0	0	0	0	0	1	0	3-5	0-0	0	4.76	43
Feb 25	BARRY	*	7.2	6	2	1	2	9	0	1	0	0	0	0	0	5-3	1-0	0	2.70	91
Mar 04	FGCU	*	5.0	9	2	2	2	4	1	0	0	0	0	0	0	7-3	2-0	0	2.95	92
Mar 08	at Louisville	*	4.0	2	0	0	0	1	0	0	0	0	0	0	0	4-5	2-0	0	2.42	44
Mar 11	STETSON	*	7.0	3	0	0	0	11	0	0	0	0	0	1	0	7-0	3-0	0	1.84	94
Mar 17	ARMY	*	7.0	6	1	1	1	6	0	0	0	0	0	1	0	9-1	4-0	0	1.73	98
Mar 22	at Wake Forest	*	1.2	2	0	0	0	1	1	0	0	0	0	0	0	4-10	4-0	0	1.66	22
Mar 25	FGCU	*	6.0	11	7	5	0	6	0	0	2	0	0	0	0	1-8	4-1	0	2.45	96
Apr 01	BETHUNE-COOKMAN	*	5.0	7	3	3	1	8	2	0	2	0	0	0	0	13-3	5-1	0	2.76	80
Apr 08	FAU	*	5.1	6	3	3	2	4	2	0	0	1	0	0	0	4-3	5-1	0	2.98	91
Apr 15	UCF	*	5.1	4	2	2	2	3	0	0	1	1	0	1	0	4-2	5-1	0	3.02	93
Apr 24	FLORIDA STATE	*	1.1	2	1	1	0	1	1	0	0	0	0	0	0	7-8	5-1	0	3.10	19
Apr 26	FLORIDA STATE	*	2.0	0	0	0	0	4	0	0	0	0	0	0	0	12-0	5-1	0	3.00	24
May 03	at Pittsburgh	*	1.2	1	0	0	1	1	0	0	0	1	0	0	0	9-3	6-1	0	2.92	26
May 09	NYIT	*	1.0	0	0	0	0	1	0	0	0	0	0	0	0	13-1	6-1	0	2.88	10
May 12	FAU	*	4.1	5	4	4	1	5	1	1	0	0	0	1	0	14-6	6-1	0	3.21	72
May 23	vs Notre Dame	*	3.0	3	1	1	2	3	0	0	0	0	0	0	0	6-5	6-1	0	3.21	52
May 30	COLUMBIA	*	1.1	0	0	0	0	1	0	0	0	0	0	0	0	8-3	6-1	0	3.15	13
Jun 01	COLUMBIA	*	6.0	7	3	3	0	7	1	0	0	0	0	0	0	21-3	7-1	0	3.25	93
Totals		11	80.1	79	32	29	17	79	9	2	5	4	0	5	0	176-76	7-1	0	3.25	-



2015 Miami Hurricanes Baseball Overall Statistics for Miami (FL) (as of Jun 03, 2015) (All games Sorted by Batting avg)



Record: 47-15 Home: 34-5 Away: 11-9 Neutral: 2-1 ACC: 22-8

Player	avg	gp-gs	ab	r	h	2b	3b	hr	rbi	tb	slg%	bb	hp	so	gdp	ob%	sf	sh	sb-att	po	a	e	fld%
George Iskenderian	.371	62-62	232	68	86	13	2	3	54	112	.483	38	7	38	4	.466	4	3	23-25	96	151	18	.932
David Thompson	.340	62-62	235	58	80	18	2	19	85	159	.677	43	8	26	9	.452	4	3	1-4	126	104	12	.950
Garrett Kennedy	.340	59-54	206	50	70	11	1	7	51	104	.505	34	8	26	4	.448	2	4	1-1	232	25	1	.996
Johnny Ruiz	.318	46-21	107	16	34	3	1	0	19	39	.364	8	0	21	1	.359	2	3	0-0	49	79	3	.977
Brandon Lopez	.313	44-42	147	26	46	7	2	0	22	57	.388	28	4	24	1	.433	1	5	1-2	50	123	9	.951
Jacob Heyward	.312	51-17	93	33	29	4	0	3	17	42	.452	19	3	28	1	.443	0	1	3-5	40	3	1	.977
Zack Collins	.311	61-61	225	60	70	12	5	15	70	137	.609	52	8	58	4	.451	3	0	7-8	243	29	2	.993
Christopher Barr	.304	56-53	184	42	56	7	5	1	31	76	.413	25	8	38	4	.405	3	16	11-11	459	26	3	.994
Willie Abreu	.299	61-61	211	42	63	9	1	5	45	89	.422	25	8	37	5	.392	1	5	4-4	105	8	0	1.000
Ricky Eusebio	.296	62-62	213	68	63	14	2	2	27	87	.408	50	19	34	3	.465	2	7	19-25	136	1	0	1.000
Carl Chester	.268	60-47	190	36	51	10	1	5	25	78	.411	18	9	45	3	.356	2	6	11-14	70	4	5	.937

Peter Crocitto	.389	14-0	18	4	7	4	0	0	4	11	.611	1	0	4	0	.421	0	0	0-0	14	1	0	1.000
Sebastian Diaz	.364	7-3	11	3	4	0	0	0	3	4	.364	1	0	6	0	.385	1	0	1-1	7	5	3	.800
Malik Rosier	.294	14-0	17	3	5	0	0	1	3	8	.471	1	1	4	1	.368	0	0	0-0	4	0	1	.800
Justin Smith	.237	24-3	38	6	9	1	0	0	1	10	.263	5	3	14	0	.370	0	0	0-0	8	0	0	1.000
Edgar Michelangeli	.234	35-10	64	10	15	4	0	0	6	19	.297	11	0	16	2	.342	1	2	1-1	28	28	3	.949
Totals	.314	62	2191	525	688	117	22	61	463	1032	.471	359	86	419	42	.426	26	55	83-101	1692	681	70	.971
Opponents	.234	62	2076	231	486	78	10	25	197	659	.317	192	44	480	40	.310	15	39	37-61	1621	591	98	.958

LOB - Team (574), Opp (443). DPs turned - Team (48), Opp (51). CI - Team (0), Opp (3). IBB - Team (5), Thompson, D. 3, Iskenderian 1, Collins, Z. 1, Opp (10). Picked off - Chester, C. 4, Eusebio, R. 3, Thompson, D. 2, Collins, Z. 1, Iskenderian 1, Barr, C. 1, Michelangeli 1.

(All games Sorted by Earned run avg)

Player	era	w-l	app	gs	cg	sho	sv	ip	h	r	er	bb	so	2b	3b	hr	b/avg	wp	hp	bk	sfa	sha
Thomas Woodrey	2.84	7-2	15	15	1	1/1	0	95.0	84	46	30	18	54	13	5	10	.237	0	8	2	3	9
Andrew Suarez	3.04	8-1	13	13	0	0/2	0	74.0	73	33	25	18	70	10	0	4	.257	2	3	0	1	3
Danny Garcia	3.25	7-1	20	11	0	0/2	0	80.1	79	32	29	17	79	9	2	5	.261	4	5	0	1	3
Enrique Sosa	4.07	7-4	16	16	0	0/2	0	79.2	76	40	36	31	71	11	1	5	.251	8	8	0	4	3

Andy Honiotes	0.00	0-0	7	0	0	0/1	0	8.1	4	0	0	6	8	0	0	0	.154	0	1	0	0	0
Sam Abrams	1.47	1-0	14	0	0	0/2	0	18.1	16	3	3	10	14	5	0	0	.254	0	3	0	2	3
Cooper Hammond	1.66	5-1	34	0	0	0/2	2	38.0	34	8	7	8	29	3	0	0	.238	1	5	0	0	3
Daniel Braggi	1.82	1-0	21	0	0	0/2	0	29.2	13	6	6	13	26	5	0	1	.133	1	1	0	0	1
Jesse Lepore	1.93	0-0	10	0	0	0/3	0	14.0	13	5	3	7	10	1	0	0	.236	1	0	1	0	0
Michael Mediavilla	2.12	3-2	32	0	0	0/1	0	34.0	20	12	8	17	45	9	0	0	.175	4	2	0	2	4
Bryan Garcia	2.83	5-2	30	0	0	0/1	9	35.0	26	12	11	19	33	4	0	0	.218	5	3	0	0	6
Daniel Sayles	4.50	0-0	7	1	0	0/1	0	4.0	5	3	2	1	1	0	1	0	.313	0	0	0	0	0
Ryan Otero	4.70	0-0	14	2	0	0/1	1	23.0	19	13	12	7	12	4	1	0	.218	2	4	0	2	0
Derik Beauprez	5.28	3-2	17	4	0	0/2	0	30.2	24	18	18	20	28	4	0	0	.216	6	1	1	0	3
Totals	3.03	47-15	62	62	1	8/7	12	564.0	486	231	190	192	480	78	10	25	.234	34	44	4	15	38
Opponents	7.23	15-47	62	62	1	1/1	5	540.1	688	525	434	359	419	117	22	61	.314	83	86	2	26	54

PB - Team (5), Collins, Z. 4, Kennedy, G. 1, Opp (19). Pickoffs - Team (17), Garcia, D. 4, Collins, Z. 4, Suarez, A. 3, Kennedy, G. 2, Woodrey, T. 2, Mediavilla 1, Abrams, S. 1, Opp (13). SBA/ATT - Collins, Z. (26-34), Kennedy, G. (11-22), Hammond, C. (10-12), Suarez, A. (7-10), Sosa, E. (4-9), Beauprez, D. (7-7), Garcia, D. (1-5), Woodrey, T. (0-4), Mediavilla



2015 Miami Hurricanes Baseball
Overall Statistics for Miami (FL) (as of Jun 03, 2015)
(All games Sorted by Fielding pct)



Player	c	po	a	e	fld%	dp	sba	csb	sba%	pb	ci
Ricky Eusebio	137	136	1	0	1.000	1	0	0	---	0	0
Willie Abreu	113	105	8	0	1.000	1	0	0	---	0	0
Thomas Woodrey	19	5	14	0	1.000	0	0	4	.000	0	0
Peter Crocitto	15	14	1	0	1.000	0	0	0	---	0	0
Michael Mediavilla	9	2	7	0	1.000	0	1	3	.250	0	0
Justin Smith	8	8	0	0	1.000	0	0	0	---	0	0
Cooper Hammond	8	1	7	0	1.000	0	10	2	.833	0	0
Sam Abrams	6	1	5	0	1.000	0	2	0	1.000	0	0
Ryan Otero	5	3	2	0	1.000	0	2	0	1.000	0	0
Daniel Braggi	4	1	3	0	1.000	0	0	0	---	0	0
Daniel Sayles	2	0	2	0	1.000	1	2	0	1.000	0	0
Jesse Lepore	1	0	1	0	1.000	0	0	0	---	0	0
Andy Honiotes	1	0	1	0	1.000	0	0	2	.000	0	0
Garrett Kennedy	258	232	25	1	.996	0	11	11	.500	1	0
Christopher Barr	488	459	26	3	.994	37	0	0	---	0	0
Zack Collins	274	243	29	2	.993	1	26	8	.765	4	0
Jacob Heyward	44	40	3	1	.977	0	0	0	---	0	0
Johnny Ruiz	131	49	79	3	.977	15	0	0	---	0	0
Brandon Lopez	182	50	123	9	.951	24	0	0	---	0	0
David Thompson	242	126	104	12	.950	11	0	0	---	0	0
Edgar Michelangeli	59	28	28	3	.949	10	0	0	---	0	0
Carl Chester	79	70	4	5	.937	0	0	0	---	0	0
George Iskenderian	265	96	151	18	.932	26	0	0	---	0	0
Danny Garcia	25	2	21	2	.920	1	1	4	.200	0	0
Enrique Sosa	9	2	6	1	.889	0	4	5	.444	0	0
Andrew Suarez	17	2	13	2	.882	1	7	3	.700	0	0
Bryan Garcia	11	1	8	2	.818	1	1	1	.500	0	0
Derik Beauprez	11	5	4	2	.818	0	7	0	1.000	0	0
Sebastian Diaz	15	7	5	3	.800	2	0	0	---	0	0
Malik Rosier	5	4	0	1	.800	0	0	0	---	0	0
Totals	2443	1692	681	70	.971	48	37	24	.607	5	0
Opponents	2310	1621	591	98	.958	51	83	18	.822	19	3

Hitting minimums - 41 Games 1 AB
Pitching minimums - 1 Games 1.0 IP/Game



2015 Miami Hurricanes Baseball
Conference statistics for Miami (FL) (as of Jun 03, 2015)
(ACC games only Sorted by Batting avg)



Record: 22-8 Home: 13-2 Away: 9-6 ACC: 22-8

Player	avg	gp-gs	ab	r	h	2b	3b	hr	rbi	tb	slg%	bb	hp	so	gdp	ob%	sf	sh	sb-att	po	a	e	fld%
George Iskenderian	.387	30-30	124	32	48	7	1	2	26	63	.508	11	3	19	1	.446	1	2	11-11	55	87	11	.928
Garrett Kennedy	.372	29-28	113	27	42	4	1	4	24	60	.531	17	2	13	1	.459	1	0	1-1	126	11	1	.993
Johnny Ruiz	.364	24-12	55	8	20	2	0	0	9	22	.400	5	0	12	0	.403	2	2	0-0	25	39	1	.985
Willie Abreu	.314	30-30	105	21	33	6	0	1	20	42	.400	10	5	23	3	.397	1	2	2-2	49	5	0	1.000
Jacob Heyward	.314	26-5	35	16	11	2	0	1	10	16	.457	6	1	10	0	.429	0	0	0-0	20	2	1	.957
David Thompson	.305	30-30	118	26	36	10	1	11	42	81	.686	17	1	16	4	.388	3	2	0-0	59	51	7	.940
Christopher Barr	.303	27-27	89	16	27	4	3	0	12	37	.416	11	3	17	1	.398	0	12	3-3	235	14	1	.996
Zack Collins	.293	30-30	116	27	34	4	3	8	27	68	.586	23	2	32	2	.415	1	0	3-4	83	15	1	.990
Ricky Eusebio	.271	30-30	118	25	32	9	0	2	15	47	.398	13	9	22	3	.386	0	5	5-8	72	0	0	1.000
Carl Chester	.223	30-25	94	17	21	6	0	1	12	30	.319	10	5	24	2	.327	1	6	2-2	43	2	2	.957

Peter Crocitto	.714	7-0	7	2	5	3	0	0	3	8	1.143	0	0	0	0	.714	0	0	0-0	5	1	0	1.000
Brandon Lopez	.375	22-20	72	17	27	4	2	0	13	35	.486	17	2	7	0	.500	1	3	0-0	26	61	5	.946
Justin Smith	.176	12-2	17	4	3	1	0	0	0	4	.235	3	2	7	0	.364	0	0	0-0	7	0	0	1.000
Sebastian Diaz	.167	3-1	6	1	1	0	0	0	1	1	.167	0	0	5	0	.167	0	0	0-0	2	3	3	.625
Edgar Michelangeli	.077	11-0	13	1	1	0	0	0	1	1	.077	2	0	4	1	.188	1	0	0-0	6	4	1	.909
Malik Rosier	.000	5-0	5	0	0	0	0	0	0	0	.000	0	0	3	0	.000	0	0	0-0	0	0	0	.000
Totals	.314	30	1087	240	341	62	11	30	215	515	.474	145	35	214	18	.407	12	34	27-31	826	344	36	.970
Opponents	.239	30	1024	121	245	43	6	10	104	330	.322	102	23	213	15	.320	8	24	20-30	804	290	40	.965

LOB - Team (272), Opp (234). DPs turned - Team (20), Opp (23). CI - Team (0), Opp (3). IBB - Team (3), Thompson, D. 2, Collins, Z. 1, Opp (6). Picked off - Chester, C. 2, Eusebio, R. 2, Barr, C. 1, Collins, Z. 1, Thompson, D. 1.

(ACC games only Sorted by Earned run avg)

Player	era	w-l	app	gs	cg	sho	sv	ip	h	r	er	bb	so	2b	3b	hr	b/avg	wp	hp	bk	sfa	sha
Andrew Suarez	3.06	6-1	9	9	0	0/2	0	50.0	50	25	17	14	48	8	0	2	.258	2	1	0	1	2
Thomas Woodrey	3.15	3-2	9	9	1	1/0	0	60.0	52	28	21	9	35	9	5	4	.231	0	6	2	1	8
Enrique Sosa	5.01	5-2	10	10	0	0/2	0	50.1	57	30	28	16	39	8	1	4	.284	8	5	0	2	2

Jesse Lepore	0.00	0-0	3	0	0	0/0	0	4.0	5	0	0	1	3	0	0	0	.313	0	0	0	0	0
Andy Honiotes	0.00	0-0	1	0	0	0/0	0	2.0	0	0	0	2	2	0	0	0	.000	0	0	0	0	0
Danny Garcia	0.84	1-0	5	0	0	0/1	0	10.2	7	1	1	1	8	2	0	0	.206	1	0	0	1	1
Cooper Hammond	1.50	2-0	16	0	0	0/2	1	18.0	16	3	3	5	13	2	0	0	.239	1	3	0	0	0
Sam Abrams	1.88	1-0	10	0	0	0/1	0	14.1	13	3	3	7	11	4	0	0	.265	0	3	0	2	2
Michael Mediavilla	2.08	2-0	16	0	0	0/0	0	17.1	11	7	4	12	21	4	0	0	.186	2	0	0	1	2
Daniel Braggi	2.25	0-0	10	0	0	0/1	0	12.0	5	3	3	8	4	3	0	0	.128	0	1	0	0	1
Ryan Otero	3.52	0-0	6	0	0	0/1	0	7.2	5	3	3	2	4	0	0	0	.179	1	1	0	0	0
Bryan Garcia	3.60	2-2	15	0	0	0/1	5	20.0	13	9	8	14	17	2	0	0	.188	4	3	0	0	5
Derik Beauprez	7.88	0-1	6	1	0	0/1	0	8.0	8	7	7	10	8	1	0	0	.258	2	0	0	0	0
Daniel Sayles	9.00	0-0	3	1	0	0/0	0	1.0	3	2	1	1	0	0	0	0	.500	0	0	0	0	0
Totals	3.24	22-8	30	30	1	5/4	6	275.1	245	121	99	102	213	43	6	10	.239	21	23	2	8	23
Opponents	6.35	8-22	30	30	0	0/0	3	268.0	341	240	189	145	214	62	11	30	.314	36	35	1	12	33

PB - Team (2), Collins, Z. 1, Kennedy, G. 1, Opp (9). Pickoffs - Team (7), Collins, Z. 3, Suarez, A. 2, Kennedy, G. 1, Abrams, S. 1, Opp (7). SBA/ATT - Collins, Z. (14-18), Kennedy, G. (6-11), Suarez, A. (6-9), Sosa, E. (3-5), Hammond, C. (3-5), Mediavilla (1-3), Sayles, D. (2-2), Abrams, S. (2-2), Beauprez, D. (2-2), Garcia, B. (1-1), Garcia, D. (0-1).



2015 Miami Hurricanes Baseball
Conference statistics for Miami (FL) (as of Jun 03, 2015)
(ACC games only Sorted by Fielding pct)



Player	c	po	a	e	fld%	dp	sba	csb	sba%	pb	ci
Ricky Eusebio	72	72	0	0	1.000	0	0	0	---	0	0
Willie Abreu	54	49	5	0	1.000	1	0	0	---	0	0
Thomas Woodrey	11	3	8	0	1.000	0	0	0	---	0	0
Justin Smith	7	7	0	0	1.000	0	0	0	---	0	0
Peter Crocitto	6	5	1	0	1.000	0	0	0	---	0	0
Michael Mediavilla	5	1	4	0	1.000	0	1	2	.333	0	0
Enrique Sosa	5	1	4	0	1.000	0	3	2	.600	0	0
Sam Abrams	5	1	4	0	1.000	0	2	0	1.000	0	0
Cooper Hammond	5	0	5	0	1.000	0	3	2	.600	0	0
Daniel Braggi	4	1	3	0	1.000	0	0	0	---	0	0
Danny Garcia	3	1	2	0	1.000	0	0	1	.000	0	0
Derik Beauprez	2	1	1	0	1.000	0	2	0	1.000	0	0
Andy Honiotes	1	0	1	0	1.000	0	0	0	---	0	0
Ryan Otero	1	1	0	0	1.000	0	0	0	---	0	0
Jesse Lepore	1	0	1	0	1.000	0	0	0	---	0	0
Christopher Barr	250	235	14	1	.996	17	0	0	---	0	0
Garrett Kennedy	138	126	11	1	.993	0	6	5	.545	1	0
Zack Collins	99	83	15	1	.990	1	14	4	.778	1	0
Johnny Ruiz	65	25	39	1	.985	5	0	0	---	0	0
Carl Chester	47	43	2	2	.957	0	0	0	---	0	0
Jacob Heyward	23	20	2	1	.957	0	0	0	---	0	0
Brandon Lopez	92	26	61	5	.946	11	0	0	---	0	0
David Thompson	117	59	51	7	.940	2	0	0	---	0	0
George Iskenderian	153	55	87	11	.928	13	0	0	---	0	0
Andrew Suarez	13	2	10	1	.923	1	6	3	.667	0	0
Edgar Michelangeli	11	6	4	1	.909	1	0	0	---	0	0
Bryan Garcia	8	1	6	1	.875	1	1	0	1.000	0	0
Sebastian Diaz	8	2	3	3	.625	0	0	0	---	0	0
Daniel Sayles	0	0	0	0	.000	0	2	0	1.000	0	0
Malik Rosier	0	0	0	0	.000	0	0	0	---	0	0
Totals	1206	826	344	36	.970	20	20	10	.667	2	0
Opponents	1134	804	290	40	.965	23	27	4	.871	9	3

Hitting minimums - 24 Games 1 AB
Pitching minimums - 1 Games 1.0 IP/Game



2015 Miami Hurricanes Baseball
Games Summary for Miami (FL) (as of Jun 04, 2015)
(All games)



Score by innings	1	2	3	4	5	6	7	8	9	EX	Total
Miami (FL)	68	69	68	66	57	64	50	43	33	7	525
Opponents	21	33	34	33	33	22	14	22	13	6	231

Record when ...

Overall	47-15	After 6 leading	36-3
Conference	22-8 trailing	5-10
Non-Conference	25-7 tied	6-2
Home games	34-5	After 7 leading	38-2
Away games	11-9 trailing	5-10
Neutral site	2-1 tied	4-3
Day games	16-8	After 8 leading	40-1
Night games	31-7 trailing	3-11
vs Left starter	20-3 tied	4-3
vs Right starter	27-12		
1-Run games	9-6	Hit 0 home runs	15-13
2-Run games	3-1	... 1 home run	16-2
5+Run games	27-5	... 2+ home runs	16-0
Extra innings	3-2		
Shutouts	8-1	Opponent 0 home runs	33-9
	 1 home run	11-4
Scoring 0-2 runs	0-4 2+ HRs	3-2
..... 3-5 runs	11-8		
..... 6-9 runs	18-3	Made 0 errors	15-4
..... 10+ runs	18-0 1 error	20-3
	 2+ errors	12-8
Opponent 0-2 runs	22-1		
..... 3-5 runs	21-7	Opp. made 0 errors	10-4
..... 6-9 runs	4-3 1 error	12-6
..... 10+ runs	0-4 2+ errors	25-5
Scored in 1st inning	25-3	Out-hit opponent	38-1
Opp. scored in 1st	7-6	Out-hit by opponent	8-14
Scores first	36-5	Hits are tied	1-0
Opp. scores first	11-10		

Record when team scores:

Runs	0	1	2	3	4	5	6	7	8	9	10+
W-L	0-1	0-2	0-1	3-3	6-4	2-1	3-2	3-1	3-0	9-0	18-0

Record when opponent scores:

Runs	0	1	2	3	4	5	6	7	8	9	10+
W-L	8-0	6-0	8-1	12-1	4-1	5-5	2-0	2-0	0-2	0-1	0-4

Record when leading after:

Inn.	1	2	3	4	5	6	7	8
W-L	25-2	32-3	35-1	36-1	35-2	36-3	38-2	40-1

Record when trailing after:

Inn.	1	2	3	4	5	6	7	8
W-L	5-6	8-8	5-9	5-11	6-11	5-10	5-10	3-11

Record when tied after:

Inn.	1	2	3	4	5	6	7	8
W-L	17-7	7-4	7-5	6-3	6-2	6-2	4-3	4-3

Current winning streak: 1
 Longest winning streak: 13
 Longest losing streak: 2

Home attendance : 102723 (39 dates avg = 2633)

Away attendance : 55282 (22 dates avg = 2512)

Total attendance: 158005 (61 dates avg = 2590)



2015 Miami Hurricanes Baseball
Miscellaneous Stats for Miami (FL) (as of Jun 04, 2015)
(All games)



Multiple Hit Games	2	3	4	5+	Total
Zack Collins	19	1	1	-	21
Garrett Kennedy	14	5	1	-	20
George Iskenderian	9	7	3	1	20
David Thompson	12	4	3	-	19
Christopher Barr	14	2	-	-	16
Willie Abreu	11	1	2	-	14
Brandon Lopez	10	4	-	-	14
Ricky Eusebio	12	2	-	-	14
Carl Chester	8	2	-	-	10
Johnny Ruiz	5	2	-	-	7
Jacob Heyward	5	1	-	-	6
Edgar Michelangeli	1	-	-	-	1
Malik Rosier	1	-	-	-	1
TEAM	121	31	10	1	163

Multiple RBI Games	2	3	4	5+	Total
David Thompson	9	3	4	4	20
Zack Collins	4	8	4	1	17
Garrett Kennedy	11	4	-	1	16
George Iskenderian	10	4	-	-	14
Willie Abreu	8	3	-	1	12
Christopher Barr	4	3	-	-	7
Ricky Eusebio	4	2	-	-	6
Brandon Lopez	3	2	-	-	5
Jacob Heyward	4	-	-	1	5
Johnny Ruiz	3	1	-	-	4
Carl Chester	2	-	-	-	2
Malik Rosier	-	1	-	-	1
Edgar Michelangeli	1	-	-	-	1
TEAM	63	31	8	8	110

Hitting Streaks	Longest	Current
David Thompson	20	1
Zack Collins	15	1
Willie Abreu	13	1
George Iskenderian	12	3
Garrett Kennedy	11	1
Christopher Barr	8	2
Jacob Heyward	8	1
Carl Chester	7	1
Ricky Eusebio	7	1
Brandon Lopez	6	1
Edgar Michelangeli	4	1
Peter Crocitto	3	-
Sebastian Diaz	3	-
Johnny Ruiz	3	3
Malik Rosier	2	-
Justin Smith	2	-

Reached Base Streaks	Longest	Current
Zack Collins	27	1
George Iskenderian	25	3
David Thompson	23	19
Ricky Eusebio	17	17
Garrett Kennedy	16	9
Willie Abreu	16	3
Carl Chester	12	1
Christopher Barr	12	3
Jacob Heyward	12	1
Brandon Lopez	10	1
Edgar Michelangeli	5	1
Johnny Ruiz	5	3
Justin Smith	4	-
Peter Crocitto	4	-
Sebastian Diaz	3	-
Malik Rosier	2	-

STARTERS SUMMARY

Player	GS	Position											Batting Order								
		p	c	1b	2b	3b	ss	lf	cf	rf	of	dh	1st	2nd	3rd	4th	5th	6th	7th	8th	9th
Ricky Eusebio	62	62	.	.	.	32	30
George Iskenderia	62	.	.	.	32	10	20	39	8	5	6	4	.	.
David Thompson	62	.	.	9	.	52	1	.	.	5	6	41	9	1	.	.
Zack Collins	61	.	30	31	.	.	18	40	.	1	2	.	.
Willie Abreu	61	61	6	15	22	13	5	.
Garrett Kennedy	54	.	32	22	.	11	.	2	1	23	16	1	.
Christopher Barr	53	.	.	53	21	1	22	9
Carl Chester	47	47	30	17
Brandon Lopez	42	42	18	18	6
Johnny Ruiz	21	.	.	.	21	7	14
Jacob Heyward	17	13	.	1	.	3	3	14
Enrique Sosa	16	16
Thomas Woodrey	15	15
Andrew Suarez	13	13
Danny Garcia	11	11
Edgar Michelangel	10	.	.	.	7	3	6	4	.
Derik Beauprez	4	4
Justin Smith	3	2	.	.	.	1	1	1	.	1
Sebastian Diaz	3	.	.	.	2	1	2	1
Ryan Otero	2	2
Daniel Sayles	1	1

Starting Lineup By Position
(Team W-L record when starter)

PITCHER:		
Enrique Sosa	16	(12-4)
Thomas Woodrey	15	(12-3)
Andrew Suarez	13	(10-3)
Danny Garcia	11	(10-1)
Derik Beauprez	4	(1-3)
Ryan Otero	2	(1-1)
Daniel Sayles	1	(1-0)
CATCHER:		
Garrett Kennedy	32	(24-8)
Zack Collins	30	(23-7)
FIRST BASE:		
Christopher Barr	53	(42-11)
David Thompson	9	(5-4)
SECOND BASE:		
George Iskenderian	32	(26-6)
Johnny Ruiz	21	(14-7)
Edgar Michelangeli	7	(5-2)
Sebastian Diaz	2	(2-0)
THIRD BASE:		
David Thompson	52	(41-11)
George Iskenderian	10	(6-4)
SHORTSTOP:		
Brandon Lopez	42	(32-10)
George Iskenderian	20	(15-5)
LEFT FIELD:		
Carl Chester	47	(34-13)
Jacob Heyward	13	(11-2)
Justin Smith	2	(2-0)
CENTER FIELD:		
Ricky Eusebio	62	(47-15)
RIGHT FIELD:		
Willie Abreu	61	(46-15)
Jacob Heyward	1	(1-0)
DESIGNATED HITTER:		
Zack Collins	31	(23-8)
Garrett Kennedy	22	(16-6)
Jacob Heyward	3	(2-1)
Edgar Michelangeli	3	(3-0)
Sebastian Diaz	1	(1-0)
Justin Smith	1	(1-0)
David Thompson	1	(1-0)

Starting Lineup By Lineup Spot
(Team W-L record when starter)

LEADOFF:		
Ricky Eusebio	32	(26-6)
Carl Chester	30	(21-9)
2ND SPOT:		
Ricky Eusebio	30	(21-9)
Christopher Barr	21	(18-3)
Garrett Kennedy	11	(8-3)
3RD SPOT:		
George Iskenderian	39	(30-9)
Zack Collins	18	(13-5)
David Thompson	5	(4-1)
CLEANUP:		
Zack Collins	40	(31-9)
George Iskenderian	8	(6-2)
David Thompson	6	(5-1)
Willie Abreu	6	(3-3)
Garrett Kennedy	2	(2-0)
5TH SPOT:		
David Thompson	41	(31-10)
Willie Abreu	15	(11-4)
George Iskenderian	5	(4-1)
Garrett Kennedy	1	(1-0)
6TH SPOT:		
Garrett Kennedy	23	(18-5)
Willie Abreu	22	(18-4)
David Thompson	9	(7-2)
George Iskenderian	6	(3-3)
Justin Smith	1	(1-0)
Zack Collins	1	(0-1)
7TH SPOT:		
Brandon Lopez	18	(12-6)
Garrett Kennedy	16	(11-5)
Willie Abreu	13	(10-3)
Edgar Michelangeli	6	(6-0)
George Iskenderian	4	(4-0)
Zack Collins	2	(2-0)
Christopher Barr	1	(1-0)
David Thompson	1	(0-1)
Justin Smith	1	(1-0)
8TH SPOT:		
Christopher Barr	22	(16-6)
Brandon Lopez	18	(16-2)
Johnny Ruiz	7	(5-2)
Willie Abreu	5	(4-1)
Edgar Michelangeli	4	(2-2)
Jacob Heyward	3	(2-1)
Sebastian Diaz	2	(2-0)
Garrett Kennedy	1	(0-1)
9TH SPOT:		
Carl Chester	17	(13-4)
Jacob Heyward	14	(12-2)
Johnny Ruiz	14	(9-5)
Christopher Barr	9	(7-2)
Brandon Lopez	6	(4-2)
Justin Smith	1	(1-0)
Sebastian Diaz	1	(1-0)

2015 Miami Hurricanes Baseball
Team Game-by-Game for Miami (FL) (as of Jun 04, 2015)
Batting (All games)

Date	Opponent	ab	r	h	rbi	2b	3b	hr	tb	bb	ibb	sb	cs	hbp	sac	sf	gdp	k	po	a	e	lob	avg
Feb 13	RUTGERS	30	5	7	4	1	1	0	10	4	0	0	1	2	2	0	0	12	27	19	2	9	.233
Feb 14	RUTGERS	33	9	10	7	3	0	0	13	7	0	1	0	2	0	0	1	7	27	16	1	9	.270
Feb 14	RUTGERS	35	9	15	8	4	2	0	23	9	0	4	1	0	0	1	0	5	27	8	1	12	.327
Feb 15	RUTGERS	45	25	21	24	8	1	2	37	8	0	1	0	4	1	1	1	5	27	7	2	10	.371
Feb 17	at FAU	36	3	8	2	0	0	1	11	4	0	1	0	2	0	0	0	4	24	11	2	12	.341
Feb 20	at Florida	34	3	10	1	2	0	0	12	1	0	1	0	0	0	0	1	8	26	9	0	5	.333
Feb 21	at Florida	30	7	8	7	2	1	1	15	7	1	0	1	1	2	0	3	9	27	7	1	6	.325
Feb 22	at Florida	31	1	3	0	0	0	0	3	3	0	2	0	1	0	0	0	7	24	15	1	7	.299
Feb 25	BARRY	25	5	5	5	2	0	0	7	10	0	3	1	3	2	0	1	5	27	9	3	11	.291
Feb 27	WRIGHT STATE	30	8	11	5	1	0	1	15	7	0	2	1	2	3	3	0	6	27	14	4	11	.298
Feb 28	WRIGHT STATE	36	4	13	3	1	0	0	14	5	0	1	0	0	0	0	1	7	27	6	2	13	.304
Mar 01	WRIGHT STATE	35	6	11	5	2	0	1	16	5	0	1	0	2	0	0	1	5	27	14	1	9	.305
Mar 04	FGCU	33	7	9	5	0	2	1	16	7	0	4	0	0	1	0	0	4	27	13	0	10	.303
*Mar 07	at Louisville	36	6	10	6	2	0	0	12	8	0	2	0	2	0	0	0	10	24	9	3	13	.301
*Mar 07	at Louisville	38	9	14	9	4	1	0	20	2	0	2	1	3	1	0	0	10	27	13	2	10	.306
*Mar 08	at Louisville	32	4	5	3	2	0	0	7	3	0	0	0	0	1	0	1	6	25	11	2	5	.297
Mar 10	at FGCU	46	15	17	11	3	1	2	28	4	0	2	0	3	0	0	0	12	27	7	1	11	.303
Mar 11	STETSON	37	7	13	7	0	0	1	16	3	0	1	1	1	0	0	1	6	27	5	1	10	.305
*Mar 13	NC STATE	28	3	6	3	1	0	2	13	9	0	0	0	2	3	0	1	9	30	12	2	12	.302
*Mar 14	NC STATE	32	9	10	7	1	1	0	13	6	0	3	0	2	1	2	0	12	27	10	0	10	.302
*Mar 15	NC STATE	33	6	10	4	1	0	1	14	2	0	0	0	0	1	0	1	2	27	9	0	6	.302
Mar 17	ARMY	33	9	9	8	0	0	3	18	5	0	2	0	2	0	0	1	6	27	15	0	7	.301
*Mar 20	at Wake Forest	40	15	15	13	2	0	4	29	11	0	2	0	2	2	0	0	14	27	10	1	13	.305
*Mar 21	at Wake Forest	37	12	15	9	3	0	2	24	6	0	1	0	2	1	2	3	3	27	15	1	9	.309
*Mar 22	at Wake Forest	36	4	10	2	3	1	0	15	2	0	3	0	1	1	0	0	6	24	8	1	10	.308
Mar 25	FGCU	31	1	4	1	0	0	0	4	1	0	2	0	0	0	0	0	5	27	11	3	4	.302
*Mar 27	at North Carolina	34	4	9	4	2	0	1	14	2	0	0	0	0	1	0	0	10	27	10	1	6	.300
*Mar 28	at North Carolina	31	4	5	4	0	0	1	8	5	1	0	0	0	3	2	2	7	33	13	1	4	.296
*Mar 29	at North Carolina	34	3	8	3	0	0	0	8	3	0	0	0	0	1	1	0	5	24	14	0	9	.294
Apr 01	BETHUNE-COOKMAN	37	13	13	11	4	0	0	17	7	0	5	0	2	0	0	1	4	27	10	1	9	.296
*Apr 03	DUKE	35	4	13	4	2	1	0	17	5	0	1	1	1	0	1	0	13	27	12	1	14	.298
*Apr 04	DUKE	29	3	8	3	1	0	1	12	3	0	0	0	0	1	0	1	5	27	13	2	6	.298
*Apr 05	DUKE	36	10	13	10	0	1	1	18	5	0	1	0	1	0	0	0	7	27	11	0	8	.300
Apr 08	FAU	39	4	11	2	0	0	0	11	9	0	2	0	0	0	0	0	9	30	7	1	16	.299
*Apr 10	VIRGINIA TECH	37	11	16	10	2	0	1	21	5	0	1	0	3	0	0	2	2	27	4	1	10	.303
*Apr 11	VIRGINIA TECH	37	14	11	12	3	0	1	17	6	0	2	0	2	1	0	0	9	27	10	1	8	.303
*Apr 12	VIRGINIA TECH	33	9	10	6	2	0	1	15	5	0	0	0	0	1	0	0	5	27	15	1	6	.303
Apr 15	UCF	29	4	9	4	0	0	1	12	5	0	2	0	1	2	0	1	5	27	11	0	9	.303
*Apr 17	at Virginia	34	4	9	4	2	1	0	13	3	0	0	1	0	2	0	0	4	24	9	2	8	.302
*Apr 18	at Virginia	32	2	7	2	0	0	0	7	2	0	1	0	0	2	0	0	12	24	11	2	7	.300
*Apr 19	at Virginia	34	8	9	8	2	1	0	13	7	0	1	0	1	1	0	1	6	27	7	3	8	.299
*Apr 24	FLORIDA STATE	56	7	11	4	2	0	0	13	9	1	1	1	1	4	2	0	13	51	19	0	14	.295
*Apr 25	FLORIDA STATE	38	5	13	4	4	1	0	19	1	0	0	0	1	0	0	1	6	27	16	3	8	.297
*Apr 26	FLORIDA STATE	41	12	18	12	2	0	4	32	3	1	0	0	2	0	0	1	8	27	10	1	10	.300
*May 02	at Pittsburgh	41	9	14	8	1	1	0	17	2	0	1	0	2	0	1	1	3	27	12	0	10	.301
*May 02	at Pittsburgh	38	12	13	12	4	0	1	20	7	0	1	0	1	2	0	0	5	27	15	1	9	.302
*May 03	at Pittsburgh	40	9	14	8	2	1	3	27	3	0	1	0	1	1	0	1	5	27	11	1	9	.304
May 06	BETHUNE-COOKMAN	36	14	12	10	4	0	1	19	12	0	2	0	0	0	0	0	2	27	8	1	10	.304
May 08	NYIT	46	26	24	25	3	0	4	39	14	0	3	0	2	0	1	1	6	27	10	0	13	.310
May 09	NYIT	30	13	10	13	4	0	2	20	16	0	3	1	2	0	0	1	4	27	9	0	11	.310
May 10	NYIT	37	19	13	14	2	0	2	21	9	0	0	0	8	0	2	1	6	27	13	0	13	.311
May 12	FAU	40	14	18	14	1	2	3	32	3	0	3	1	1	0	0	1	3	27	8	0	6	.314
*May 14	GEORGIA TECH	27	3	5	3	2	0	0	7	2	0	0	0	2	2	0	1	1	27	8	0	6	.312
*May 15	GEORGIA TECH	45	22	21	21	4	1	3	36	9	0	0	0	3	0	1	0	9	27	13	2	12	.316
*May 16	GEORGIA TECH	43	17	19	17	6	0	3	34	9	0	3	0	0	1	0	1	7	27	14	1	12	.319
May 20	vs Virginia	31	9	7	9	0	0	1	10	3	0	0	1	0	0	1	0	7	27	11	2	2	.317
May 22	vs NC State	38	4	6	4	1	0	0	7	11	0	3	1	1	3	1	0	17	33	13	2	14	.314
May 23	vs Notre Dame	30	6	10	6	0	0	2	16	7	1	1	0	2	2	2	1	4	27	13	2	12	.315
May 29	FIU	27	6	6	6	1	0	0	7	4	0	1	2	2	1	1	1	6	27	9	0	5	.313
May 30	COLUMBIA	37	8	12	8	2	0	0	14	8	0	1	0	1	0	0	1	7	27	9	0	11	.314
May 31	COLUMBIA	25	0	2	0	0	0	0	2	4	0	0	1	1	0	0	3	4	27	8	0	3	.311
Jun 01	COLUMBIA	42	21	20	19	4	1	2	32	12	0	2	1	3	2	1	1	8	27	12	0	12	.314
Totals		2191	525	688	463	117	22	61	1032	359	5	83	18	86	55	26	42	419	1692	681	70	574	.314

2015 Miami Hurricanes Baseball
Team Game-by-Game for Miami (FL) (as of Jun 04, 2015)
Pitching (All games)

Date	Opponent	ip	h	r	er	bb	so	2b	3b	hr	wp	bk	hbp	dp	ibb	score	w-l	sv	era
Feb 13	RUTGERS	9.0	10	2	2	2	7	1	0	1	1	0	1	2	0	5-2	1-0	1	2.00
Feb 14	RUTGERS	9.0	8	5	4	3	3	4	0	1	0	0	0	1	0	9-5	2-0	2	3.00
Feb 14	RUTGERS	9.0	3	3	1	5	11	1	0	0	1	0	1	0	0	9-3	3-0	3	2.33
Feb 15	RUTGERS	9.0	7	4	4	2	8	1	0	0	1	0	1	0	0	25-4	4-0	3	2.75
Feb 17	at FAU	8.0	11	5	5	3	3	0	0	0	2	1	1	1	0	3-5	4-1	3	3.27
Feb 20	at Florida	8.2	7	4	4	3	6	2	0	0	0	1	2	0	1	3-4	4-2	3	3.42
Feb 21	at Florida	9.0	6	2	1	3	3	0	0	1	0	0	0	1	0	7-2	5-2	3	3.06
Feb 22	at Florida	8.0	7	2	2	3	4	1	0	1	0	0	0	2	0	1-2	5-3	3	2.97
Feb 25	BARRY	9.0	7	3	1	2	11	0	1	0	0	0	0	0	0	5-3	6-3	4	2.75
Feb 27	WRIGHT STATE	9.0	9	7	1	2	7	1	1	1	0	0	3	2	0	8-7	7-3	4	2.57
Feb 28	WRIGHT STATE	9.0	6	3	2	3	10	2	0	0	0	0	1	0	0	4-3	8-3	4	2.51
Mar 01	WRIGHT STATE	9.0	16	12	12	6	9	2	1	0	1	0	0	2	0	6-12	8-4	4	3.32
Mar 04	FGCU	9.0	13	3	3	2	7	1	0	0	1	0	0	1	0	7-3	9-4	5	3.30
*Mar 07	at Louisville	8.0	12	9	5	2	6	3	1	0	0	1	0	0	1	6-9	9-5	5	3.45
*Mar 07	at Louisville	9.0	8	5	4	5	5	3	0	1	2	0	1	1	0	9-5	10-5	6	3.49
*Mar 08	at Louisville	8.1	7	5	4	8	5	1	0	0	1	0	0	1	1	4-5	10-6	6	3.54
Mar 10	at FGCU	9.0	5	4	3	6	10	1	0	0	1	0	2	1	0	15-4	11-6	6	3.50
Mar 11	STETSON	9.0	4	0	0	0	14	1	0	0	0	0	1	1	0	7-0	12-6	6	3.30
*Mar 13	NC STATE	10.0	8	2	1	5	8	2	0	0	0	0	2	0	2	3-2	13-6	6	3.16
*Mar 14	NC STATE	9.0	8	2	2	1	8	2	0	0	0	0	1	0	0	9-2	14-6	6	3.10
*Mar 15	NC STATE	9.0	3	0	0	0	8	1	0	0	0	0	0	0	0	6-0	15-6	6	2.95
Mar 17	ARMY	9.0	6	1	1	1	6	0	0	0	0	0	1	0	0	9-1	16-6	6	2.86
*Mar 20	at Wake Forest	9.0	7	2	1	4	8	1	0	0	0	0	2	1	0	15-2	17-6	6	2.78
*Mar 21	at Wake Forest	9.0	14	7	6	2	3	4	0	1	1	0	1	1	0	12-7	18-6	6	2.92
*Mar 22	at Wake Forest	8.0	13	10	10	7	7	4	0	1	4	0	2	0	0	4-10	18-7	6	3.22
Mar 25	FGCU	9.0	14	8	6	3	9	2	0	2	1	0	0	1	0	1-8	18-8	6	3.33
*Mar 27	at North Carolina	9.0	5	3	0	2	4	0	1	1	0	0	1	0	0	4-3	19-8	7	3.20
*Mar 28	at North Carolina	11.0	11	3	3	9	9	1	0	0	1	0	0	1	1	4-3	20-8	8	3.17
*Mar 29	at North Carolina	8.0	12	10	10	6	2	3	0	0	1	0	1	1	0	3-10	20-9	8	3.42
Apr 01	BETHUNE-COOKMAN	9.0	10	3	3	4	11	2	0	2	0	0	0	0	0	13-3	21-9	8	3.40
*Apr 03	DUKE	9.0	4	3	2	2	6	0	1	0	2	0	2	0	0	4-3	22-9	9	3.36
*Apr 04	DUKE	9.0	9	2	0	2	12	0	0	0	1	0	0	1	0	3-2	23-9	10	3.25
*Apr 05	DUKE	9.0	3	0	0	1	3	0	0	0	0	0	0	1	0	10-0	24-9	10	3.15
Apr 08	FAU	10.0	7	3	3	2	11	2	0	0	1	0	0	1	0	4-3	25-9	10	3.14
*Apr 10	VIRGINIA TECH	9.0	6	1	1	2	13	0	1	0	0	0	2	0	0	11-1	26-9	10	3.08
*Apr 11	VIRGINIA TECH	9.0	8	4	3	1	10	1	0	0	0	0	0	2	0	14-4	27-9	10	3.07
*Apr 12	VIRGINIA TECH	9.0	3	1	1	0	7	1	0	0	0	0	0	0	0	9-1	28-9	10	3.02
Apr 15	UCF	9.0	4	2	2	3	7	0	0	1	1	0	2	1	0	4-2	29-9	11	2.99
*Apr 17	at Virginia	8.0	11	5	5	1	4	3	0	0	0	0	0	0	0	4-5	29-10	11	3.05
*Apr 18	at Virginia	8.0	10	5	4	7	6	1	0	0	1	0	1	1	0	2-5	29-11	11	3.08
*Apr 19	at Virginia	9.0	10	6	4	5	7	1	0	0	1	0	0	1	0	8-6	30-11	12	3.11
*Apr 24	FLORIDA STATE	17.0	16	8	8	9	13	5	0	2	1	1	2	2	1	7-8	30-12	12	3.16
*Apr 25	FLORIDA STATE	9.0	17	15	13	6	7	3	0	1	1	0	0	1	0	5-15	30-13	12	3.38
*Apr 26	FLORIDA STATE	9.0	7	0	0	1	9	0	0	0	0	0	2	2	0	12-0	31-13	12	3.31
*May 02	at Pittsburgh	9.0	7	5	5	0	7	0	1	1	0	0	1	0	0	9-5	32-13	12	3.34
*May 02	at Pittsburgh	9.0	5	0	0	2	4	0	0	0	0	0	0	0	0	12-0	33-13	12	3.27
*May 03	at Pittsburgh	9.0	7	3	3	6	8	2	0	0	2	0	1	2	0	9-3	34-13	12	3.27
May 06	BETHUNE-COOKMAN	9.0	3	0	0	2	13	1	0	0	0	0	0	0	0	14-0	35-13	12	3.20
May 08	NYIT	9.0	6	0	0	0	9	0	0	0	0	0	0	3	0	26-0	36-13	12	3.13
May 09	NYIT	9.0	3	1	1	1	10	1	0	0	0	0	0	0	0	13-1	37-13	12	3.09
May 10	NYIT	9.0	4	1	1	2	7	0	0	0	0	0	0	1	0	19-1	38-13	12	3.05
May 12	FAU	9.0	9	6	6	2	9	2	1	1	1	0	1	1	0	14-6	39-13	12	3.11
*May 14	GEORGIA TECH	9.0	1	0	0	3	7	0	0	0	0	0	0	0	0	3-0	40-13	12	3.05
*May 15	GEORGIA TECH	9.0	4	1	0	1	9	1	0	0	0	0	0	0	0	22-1	41-13	12	2.99
*May 16	GEORGIA TECH	9.0	9	4	4	2	8	0	1	2	2	0	1	1	0	17-4	42-13	12	3.01
May 20	vs Virginia	9.0	7	5	4	3	4	2	0	1	0	0	1	2	0	9-5	43-13	12	3.03
May 22	vs NC State	11.0	8	5	4	5	14	1	0	1	0	0	1	0	1	4-5	43-14	12	3.03
May 23	vs Notre Dame	9.0	8	5	4	8	9	2	0	0	0	0	0	0	1	6-5	44-14	12	3.05
May 29	FIU	9.0	7	2	2	1	8	0	0	0	0	0	1	2	0	6-2	45-14	12	3.03
May 30	COLUMBIA	9.0	9	3	3	3	7	1	0	2	1	0	0	1	0	8-3	46-14	12	3.03
May 31	COLUMBIA	9.0	8	3	3	5	10	0	0	0	0	0	1	1	1	0-3	46-15	12	3.03
Jun 01	COLUMBIA	9.0	9	3	3	0	10	1	0	0	0	0	0	0	0	21-3	47-15	12	3.03
Totals		564.0	486	231	190	192	480	78	10	25	34	4	44	48	10	525-231	47-15	12	3.03



2015 Miami Hurricanes Baseball
Overall Statistics for Miami (FL) (as of Jun 04, 2015)
(Coral Gables Regional Statistics Sorted by Batting avg)



Record: 3-1 Home: 3-1 Away: 0-0 ACC: 0-0

Player	avg	gp-gs	ab	r	h	2b	3b	hr	rbi	tb	slg%	bb	hp	so	gdp	ob%	sf	sh	sb-att	po	a	e	fld%
David Thompson	.429	4-4	14	5	6	2	0	0	5	8	.571	2	1	2	0	.529	0	0	0-1	2	5	0	1.000
Ricky Eusebio	.375	4-4	8	5	3	0	0	0	0	3	.375	6	4	1	0	.722	0	1	1-3	5	0	0	1.000
Willie Abreu	.357	4-4	14	5	5	1	1	1	8	11	.786	3	0	1	1	.471	0	0	0-0	4	1	0	1.000
Brandon Lopez	.353	4-4	17	2	6	0	0	0	2	6	.353	0	1	3	1	.389	0	0	0-0	7	8	0	1.000
Zack Collins	.313	4-4	16	3	5	1	0	0	5	6	.375	3	0	4	0	.421	0	0	0-0	8	0	0	1.000
Jacob Heyward	.286	4-4	14	3	4	0	0	0	2	4	.286	3	0	6	0	.412	0	0	2-3	10	1	0	1.000
Garrett Kennedy	.231	4-4	13	3	3	1	0	0	2	4	.308	5	0	2	2	.444	0	1	0-0	27	2	0	1.000
George Iskenderian	.231	4-4	13	5	3	2	0	0	4	5	.385	4	0	1	2	.389	1	0	0-0	8	12	0	1.000
Christopher Barr	.125	4-4	16	3	2	0	0	0	4	2	.125	1	1	3	0	.211	1	1	1-1	36	2	0	1.000

Johnny Ruiz	1.000	1-0	1	0	1	0	0	0	0	1	1.000	1	0	0	0	1.000	0	0	0-0	0	0	0	.000
Edgar Michelangeli	.500	1-0	2	0	1	0	0	0	0	1	.500	0	0	0	0	.500	0	0	0-0	0	2	0	1.000
Carl Chester	.500	3-0	2	1	1	0	0	1	1	4	2.000	0	0	1	0	.500	0	0	0-0	0	0	0	.000
Justin Smith	.000	1-0	1	0	0	0	0	0	0	0	.000	0	0	1	0	.000	0	0	0-0	0	0	0	.000
Totals	.305	4	131	35	40	7	1	2	33	55	.420	28	7	25	6	.446	2	3	4-8	108	38	0	1.000
Opponents	.252	4	131	11	33	2	0	2	10	41	.313	9	2	35	4	.310	0	2	0-1	105	44	5	.968

LOB - Team (31), Opp (25). DPs turned - Team (4), Opp (6). IBB - Team (0), Opp (1). Picked off - Thompson, D. 1.

(Coral Gables Regional Statistics Sorted by Earned run avg)

Player	era	w-l	app	gs	cg	sho	sv	ip	h	r	er	bb	so	2b	3b	hr	b/avg	wp	hp	bk	sfa	sha
Andrew Suarez	2.57	1-0	1	1	0	0/0	0	7.0	7	2	2	0	5	0	0	0	.280	0	1	0	0	0
Danny Garcia	3.68	1-0	2	1	0	0/0	0	7.1	7	3	3	0	8	1	0	0	.241	0	0	0	0	0
Enrique Sosa	4.50	0-1	1	1	0	0/0	0	4.0	3	2	2	3	7	0	0	0	.200	0	1	0	0	0
Thomas Woodrey	4.76	1-0	1	1	0	0/0	0	5.2	6	3	3	2	5	0	0	2	.300	0	0	0	0	0

Sam Abrams	0.00	0-0	2	0	0	0/0	0	3.0	1	0	0	1	1	0	0	0	.111	0	0	0	0	1
Cooper Hammond	0.00	0-0	3	0	0	0/0	0	2.2	3	0	0	1	3	0	0	0	.273	0	0	0	0	0
Bryan Garcia	0.00	0-0	2	0	0	0/0	0	1.1	1	0	0	0	2	0	0	0	.200	0	0	0	0	0
Michael Mediavilla	0.00	0-0	1	0	0	0/0	0	1.0	2	0	0	1	1	1	0	0	.500	1	0	0	0	0
Ryan Otero	0.00	0-0	1	0	0	0/0	0	1.0	0	0	0	0	1	0	0	0	.000	0	0	0	0	0
Daniel Braggi	0.00	0-0	1	0	0	0/0	0	0.2	2	0	0	0	1	0	0	0	.500	0	0	0	0	0
Derik Beauprez	3.86	0-0	1	0	0	0/0	0	2.1	1	1	1	1	1	0	0	0	.167	0	0	0	0	1
Totals	2.75	3-1	4	4	0	0/0	0	36.0	33	11	11	9	35	2	0	2	.252	1	2	0	0	2
Opponents	8.49	1-3	4	4	0	1/1	1	35.0	40	35	33	28	25	7	1	2	.305	7	7	0	2	3

Pickoffs - Team (0), Opp (1). SBA/ATT - Kennedy, G. (0-1), Woodrey, T. (0-1).



2015 Miami Hurricanes Baseball
Overall Statistics for Miami (FL) (as of Jun 04, 2015)
(Coral Gables Regional Statistics Sorted by Fielding pct)



Player	c	po	a	e	fld%	dp	sba	csb	sba%	pb	ci
Christopher Barr	38	36	2	0	1.000	4	0	0	---	0	0
Garrett Kennedy	29	27	2	0	1.000	0	0	1	.000	0	0
George Iskenderian	20	8	12	0	1.000	3	0	0	---	0	0
Brandon Lopez	15	7	8	0	1.000	3	0	0	---	0	0
Jacob Heyward	11	10	1	0	1.000	0	0	0	---	0	0
Zack Collins	8	8	0	0	1.000	0	0	0	---	0	0
David Thompson	7	2	5	0	1.000	1	0	0	---	0	0
Willie Abreu	5	4	1	0	1.000	0	0	0	---	0	0
Ricky Eusebio	5	5	0	0	1.000	0	0	0	---	0	0
Danny Garcia	3	1	2	0	1.000	0	0	0	---	0	0
Edgar Michelangeli	2	0	2	0	1.000	0	0	0	---	0	0
Andrew Suarez	1	0	1	0	1.000	0	0	0	---	0	0
Thomas Woodrey	1	0	1	0	1.000	0	0	1	.000	0	0
Sam Abrams	1	0	1	0	1.000	0	0	0	---	0	0
Michael Mediavilla	0	0	0	0	.000	0	0	0	---	0	0
Ryan Otero	0	0	0	0	.000	0	0	0	---	0	0
Johnny Ruiz	0	0	0	0	.000	0	0	0	---	0	0
Justin Smith	0	0	0	0	.000	0	0	0	---	0	0
Enrique Sosa	0	0	0	0	.000	0	0	0	---	0	0
Derik Beauprez	0	0	0	0	.000	0	0	0	---	0	0
Cooper Hammond	0	0	0	0	.000	0	0	0	---	0	0
Bryan Garcia	0	0	0	0	.000	0	0	0	---	0	0
Carl Chester	0	0	0	0	.000	0	0	0	---	0	0
Daniel Braggi	0	0	0	0	.000	0	0	0	---	0	0
Totals	146	108	38	0	1.000	4	0	1	.000	0	0
Opponents	154	105	44	5	.968	6	4	4	.500	0	0

Hitting minimums - 4 Games 1 AB
Pitching minimums - 1 Games 1.0 IP/Game



2015 Coral Gables Regional

FIU at #8 Miami (FL)

May 29, 2015 at Coral Gables, Fla. (Mark Light Field)



FIU 2 (29-30)

Player	ab	r	h	rbi	bb	so	po	a	lob
Zack Soria c	4	0	1	1	0	1	4	2	1
Julius Gaines ss	4	0	0	1	0	1	2	2	1
Edwin Rios 1b	4	0	2	0	0	0	12	1	1
Brian Portelli lf	4	0	0	0	0	1	0	0	0
Josh Anderson 3b	4	0	1	0	0	1	2	1	0
JC Escarra dh	4	0	0	0	0	3	0	0	1
Austin Rodriguez rf	3	1	1	0	0	0	2	0	0
Jack Schaaf cf	2	1	0	0	0	1	2	0	0
Eddie Silva 2b	2	0	2	0	1	0	0	5	0
Andres Nunez p	0	0	0	0	0	0	0	4	0
Charles Cormier p	0	0	0	0	0	0	0	0	0
Totals	31	2	7	2	1	8	24	15	4

Miami (FL) 6 (45-14)

Player	ab	r	h	rbi	bb	so	po	a	lob
Ricky Eusebio cf	1	2	1	0	1	0	0	0	0
Christopher Barr 1b	4	1	0	0	0	1	12	0	2
George Iskenderian 2b	3	1	0	2	0	0	3	4	0
Zack Collins c	3	1	1	0	1	1	8	0	0
David Thompson 3b	4	1	3	3	0	0	0	1	0
Garrett Kennedy dh	3	0	0	0	1	2	0	0	1
Brandon Lopez ss	3	0	0	0	0	1	1	2	0
Willie Abreu rf/lf	4	0	0	1	0	0	2	0	0
Jacob Heyward lf/rf	2	0	1	0	1	1	1	1	2
Andrew Suarez p	0	0	0	0	0	0	0	1	0
Cooper Hammond p	0	0	0	0	0	0	0	0	0
Totals	27	6	6	6	4	6	27	9	5

Score by Innings	1	2	3	4	5	6	7	8	9	R	H	E
FIU	0	0	0	0	0	0	0	2	0	2	7	3
Miami (FL)	4	2	0	0	0	0	0	0	X	6	6	0

E - Gaines, J. 2(18); Rios, Edwin(6). DP - FIU 1; Miami 2. LOB - FIU 4; Miami 5. 2B - Thompson, D.(17). HBP - Schaaf, J.; Eusebio, R.; Lopez, B.. SH - Eusebio, R.(7). SF - Iskenderian(4). SB - Heyward, J.(2). CS - Thompson, D.(3); Heyward, J.(2).

FIU	ip	h	r	er	bb	so	ab	bf	np	Miami (FL)	ip	h	r	er	bb	so	ab	bf	np
Andres Nunez	6.1	6	6	5	4	4	22	30	119	Andrew Suarez	7.0	7	2	2	0	5	25	26	93
Charles Cormier	1.2	0	0	0	0	2	5	5	23	Cooper Hammond	2.0	0	0	0	1	3	6	7	33

Win - Suarez, A. (8-1). Loss - Nunez, A. (6-6). Save - None.
 WP - Nunez, A.(6). HBP - by Nunez, A. (Lopez, B.); by Nunez, A. (Eusebio, R.); by Suarez, A. (Schaaf, J.).
 Pitches/strikes: Nunez, A. 119/65; Cormier, C. 23/14; Suarez, A. 93/57; Hammond, C. 33/20.

Umpires - HP: Joe Cruz 1B: Steve Corvi 2B: Jason Stidham 3B: Ramon Armendariz
 Start: 7:05 p.m Time: 2:34 Attendance: 4817
 Weather: Mostly Cloudy 80 deg. ENE16mph
 Suarez, A. faced 2 batters in the 8th.



2015 NCAA Coral Gables Regional #8 Miami (FL) vs Columbia

May 30, 2015 at Coral Gables, Fla. (Mark Light Field)

**Miami (FL) 8 (46-14)****Columbia 3 (32-16)**

Player	ab	r	h	rbi	bb	so	po	a	lob
Ricky Eusebio cf	3	1	1	0	3	0	0	0	3
Christopher Barr 1b	4	2	0	1	0	0	7	1	0
George Iskenderian 2b	4	0	1	1	1	1	1	2	1
Zack Collins dh	5	0	2	3	0	1	0	0	2
David Thompson 3b	5	1	1	0	0	2	1	0	2
Garrett Kennedy c	3	1	1	0	2	0	8	1	0
Brandon Lopez ss	5	1	3	0	0	1	6	2	1
Willie Abreu rf	4	2	2	2	1	0	0	1	0
Carl Chester lf	0	0	0	0	0	0	0	0	0
Jacob Heyward lf/rf	4	0	1	1	1	2	4	0	0
Thomas Woodrey p	0	0	0	0	0	0	0	1	0
Danny Garcia p	0	0	0	0	0	0	0	1	0
Cooper Hammond p	0	0	0	0	0	0	0	0	0
Michael Mediavilla p	0	0	0	0	0	0	0	0	0
Bryan Garcia p	0	0	0	0	0	0	0	0	0
Totals	37	8	12	8	8	7	27	9	11

Player	ab	r	h	rbi	bb	so	po	a	lob
Serena, Jordan cf	4	0	1	0	0	0	2	0	0
Paller, Robb lf	4	0	1	0	0	0	2	0	0
Falcone, Joe dh	4	0	1	0	0	2	0	0	0
Craig, Gus rf	2	2	2	1	1	0	3	0	0
Adams, Shane pr/rf	1	0	0	0	0	1	0	1	0
Vandercook, David 3b	4	1	2	2	0	1	0	1	1
Kanemaru, Randell ss	2	0	1	0	2	0	3	4	0
Maguire, Nick 1b	3	0	0	0	0	2	7	1	1
Kinne, John ph	1	0	0	0	0	0	0	0	0
Savage, Will 2b	4	0	0	0	0	1	2	3	2
Boyher, Logan c	3	0	1	0	0	0	8	0	0
Roy, Kevin p	0	0	0	0	0	0	0	0	0
Weisman, Mike p	0	0	0	0	0	0	0	0	0
Marks, Ryan p	0	0	0	0	0	0	0	0	0
Totals	32	3	9	3	3	7	27	10	5

Score by Innings	1	2	3	4	5	6	7	8	9	R	H	E
Miami (FL)	0	4	0	2	0	1	0	1	0	8	12	0
Columbia	0	1	0	2	0	0	0	0	0	3	9	0

DP - Miami 1; Columbia 1. LOB - Miami 11; Columbia 5. 2B - Iskenderian(12); Abreu, W.(9); Vandercook(14). HR - Craig(9); Vandercook(7). HBP - Barr, C.. SB - Barr, C.(11). CS - Serena(7).

Miami (FL)	ip	h	r	er	bb	so	ab	bf	np
Thomas Woodrey	5.2	6	3	3	2	5	20	22	102
Danny Garcia	1.1	0	0	0	0	1	4	4	13
Cooper Hammond	0.2	1	0	0	0	0	3	3	14
Michael Mediavilla	1.0	2	0	0	1	1	4	5	35
Bryan Garcia	0.1	0	0	0	0	0	1	1	4

Columbia	ip	h	r	er	bb	so	ab	bf	np
Roy, Kevin	3.2	5	6	6	6	1	15	21	84
Weisman, Mike	3.2	5	2	2	1	4	16	18	66
Marks, Ryan	1.2	2	0	0	1	2	6	7	33

Win - Woodrey, T. (7-2). Loss - Roy (6-4). Save - None.

WP - Mediavilla(4); Marks(2). HBP - by Weisman (Barr, C.). Pitches/strikes: Woodrey, T. 102/59; Garcia, D. 13/9; Hammond, C. 14/9; Mediavilla 35/21; Garcia, B. 4/2; Roy 84/43; Weisman 66/40; Marks 33/16.

Umpires - HP: Steve Corvi 1B: Ramon Armendariz 2B: Doug Williams 3B: Joe Cruz
Start: 7:05 p.m Time: 3:51 Attendance: 3315



2015 NCAA Coral Gables Regional Columbia at #8 Miami (FL)

May 31, 2015 at Coral Gables, Fla. (Mark Light Field)



Columbia 3 (34-16)

Miami (FL) 0 (46-15)

Player	ab	r	h	rbi	bb	so	po	a	lob
Serena, Jordan cf	4	0	1	1	1	1	4	0	4
Kinne, John dh	5	0	1	1	0	0	0	0	0
Paller, Robb rf	4	0	0	0	1	1	2	0	1
Falcone, Joe lf	5	0	0	0	0	2	2	0	2
Adams, Shane lf	0	0	0	0	0	0	0	0	0
Vandercook, David 3b	3	0	1	0	1	2	1	2	0
Kanemaru, Randell ss	3	0	1	0	1	2	2	3	2
Boyher, Logan c	3	1	1	0	0	1	4	1	1
Maguire, Nick 1b	3	2	3	0	1	0	10	0	0
Savage, Will 2b	2	0	0	0	0	1	2	5	0
Barr, Bryce p	0	0	0	0	0	0	0	1	0
Bahm, Zack p	0	0	0	0	0	0	0	0	0
Cline, Adam p	0	0	0	0	0	0	0	0	0
Totals	32	3	8	2	5	10	27	12	10

Player	ab	r	h	rbi	bb	so	po	a	lob
Ricky Eusebio cf	3	0	0	0	0	1	3	0	0
Christopher Barr 1b	3	0	1	0	1	0	6	0	0
George Iskenderian 2b	4	0	1	0	0	0	3	2	0
Zack Collins dh	3	0	0	0	0	1	0	0	0
David Thompson 3b	2	0	0	0	1	0	1	3	2
Garrett Kennedy c	2	0	0	0	1	0	10	0	0
Brandon Lopez ss	3	0	0	0	0	0	0	2	0
Willie Abreu rf	2	0	0	0	1	1	1	0	0
Jacob Heyward lf	3	0	0	0	0	1	3	0	1
Enrique Sosa p	0	0	0	0	0	0	0	0	0
Derik Beauprez p	0	0	0	0	0	0	0	0	0
Cooper Hammond p	0	0	0	0	0	0	0	0	0
Daniel Braggi p	0	0	0	0	0	0	0	0	0
Sam Abrams p	0	0	0	0	0	0	0	1	0
Totals	25	0	2	0	4	4	27	8	3

Score by Innings	1	2	3	4	5	6	7	8	9	R	H	E
Columbia	0	0	0	0	2	0	1	0	0	3	8	0
Miami (FL)	0	0	0	0	0	0	0	0	0	0	2	0

DP - Columbia 3; Miami 1. LOB - Columbia 10; Miami 3. HBP - Savage; Eusebio, R.. SH - Boyher(5); Savage(4). CS - Eusebio, R.(5).

Columbia	ip	h	r	er	bb	so	ab	bf	np
Barr, Bryce	5.0	2	0	0	3	2	14	18	81
Bahm, Zack	3.0	0	0	0	0	1	9	9	42
Cline, Adam	1.0	0	0	0	1	1	2	3	11

Miami (FL)	ip	h	r	er	bb	so	ab	bf	np
Enrique Sosa	4.0	3	2	2	3	7	15	19	79
Derik Beauprez	2.1	1	1	1	1	1	6	8	28
Cooper Hammond	0.0	2	0	0	0	0	2	2	9
Daniel Braggi	0.2	2	0	0	0	1	4	4	23
Sam Abrams	2.0	0	0	0	1	1	5	7	19

Win - Barr (3-0). Loss - Sosa, E. (7-4). Save - Cline (4).

WP - Barr(5). HBP - by Barr (Eusebio, R.); by Sosa, E. (Savage). Pitches/strikes: Barr 81/49; Bahm 42/26; Cline 11/6; Sosa, E. 79/41; Beauprez, D. 28/19; Hammond, C. 9/5; Braggi, D. 23/14; Abrams, S. 19/12.

Umpires - HP: Ramon Armendariz 1B: Joe Cruz 2B: Mike Mazzarisi 3B: Steve Corvi

Start: 7:05 p.m Time: 3:09 Attendance: 2759

Weather: 82 Mostly Cloudy W ESE 13mph

Sosa, E. faced 4 batters in the 5th.

Hammond, C. faced 2 batters in the 7th.

Braggi, D. faced 2 batters in the 8th.



2015 NCAA Coral Gables Regional #8 Miami (FL) at Columbia

Jun 01, 2015 at Coral Gables, Fla. (Mark Light Field)

**Miami (FL) 21 (47-15)****Columbia 3 (34-17)**

Player	ab	r	h	rbi	bb	so	po	a	lob
Ricky Eusebio cf	1	2	1	0	2	0	2	0	0
Carl Chester ph/cf	2	1	1	1	0	1	0	0	0
Christopher Barr 1b	5	0	1	3	0	2	11	1	2
George Iskenderian 2b	2	4	1	1	3	0	1	4	2
Johnny Ruiz ph/2b	1	0	1	0	1	0	0	0	0
Zack Collins dh	5	2	2	2	2	1	0	0	0
David Thompson 3b	3	3	2	2	1	0	0	1	1
Edgar Michelangeli ph/3b	2	0	1	0	0	0	0	2	1
Garrett Kennedy c	5	2	2	2	1	0	9	1	4
Brandon Lopez ss	6	1	3	2	0	1	0	2	0
Willie Abreu rf	4	3	3	5	1	0	1	0	0
Justin Smith ph/rf	1	0	0	0	0	1	0	0	0
Jacob Heyward lf	5	3	2	1	1	2	2	0	3
Danny Garcia p	0	0	0	0	0	0	1	1	0
Sam Abrams p	0	0	0	0	0	0	0	0	0
Ryan Otero p	0	0	0	0	0	0	0	0	0
Bryan Garcia p	0	0	0	0	0	0	0	0	0
Totals	42	21	20	19	12	8	27	12	12

Player	ab	r	h	rbi	bb	so	po	a	lob
Serena, Jordan cf	4	1	3	1	0	0	5	0	0
Kinne, John dh	3	0	0	1	0	0	0	0	0
Flynn, Mark ph	1	0	0	0	0	0	0	0	1
Paller, Robb rf	3	0	1	1	0	0	2	0	1
Adams, Shane rf	1	0	0	0	0	0	2	0	0
Falcone, Joe lf	4	0	0	0	0	1	3	0	1
Vandercook, David 3b	4	0	1	0	0	3	0	3	0
Kanemaru, Randell ss	4	0	2	0	0	1	2	1	0
Boyher, Logan c	2	1	1	0	0	1	5	1	0
Robinette, Lane c	1	0	0	0	0	1	4	0	0
Karo, Matt c	1	0	0	0	0	1	0	0	0
Maguire, Nick 1b	2	0	0	0	0	1	3	0	2
Bartelman, Kyle 1b	2	0	0	0	0	1	0	0	0
Savage, Will 2b	2	1	1	0	0	0	0	1	0
Smutny, Chris ph/2b	2	0	0	0	0	0	0	1	1
Weisman, Mike p	0	0	0	0	0	0	0	0	0
Thanopoulos, George p	0	0	0	0	0	0	0	0	0
Egly, Harrison p	0	0	0	0	0	0	0	0	0
Marks, Ryan p	0	0	0	0	0	0	0	0	0
Robbins, Willis p	0	0	0	0	0	0	0	0	0
Roberts, Garrett p	0	0	0	0	0	0	1	0	0
Totals	36	3	9	3	0	10	27	7	6

Score by Innings	1	2	3	4	5	6	7	8	9	R	H	E
Miami (FL)	4	1	1	8	2	4	0	0	1	21	20	0
Columbia	0	0	0	0	3	0	0	0	0	3	9	2

E - Falcone(1); Savage(9). DP - Columbia 1. LOB - Miami 12; Columbia 6. 2B - Iskenderian(13); Collins, Z.(12); Thompson, D.(18); Kennedy, G.(11); Paller(12). 3B - Abreu, W.(1). HR - Chester, C.(5); Abreu, W.(5). HBP - Eusebio, R. 2; Thompson, D.. SH - Barr, C.(16); Kennedy, G.(4). SF - Barr, C.(3). SB - Eusebio, R.(19); Heyward, J.(3). CS - Eusebio, R.(6).

Miami (FL)	ip	h	r	er	bb	so	ab	bf	np
Danny Garcia	6.0	7	3	3	0	7	25	25	93
Sam Abrams	1.0	1	0	0	0	0	4	4	8
Ryan Otero	1.0	0	0	0	0	1	3	3	9
Bryan Garcia	1.0	1	0	0	0	2	4	4	13

Columbia	ip	h	r	er	bb	so	ab	bf	np
Weisman, Mike	1.0	4	4	4	0	2	6	9	31
Thanopoulos, George	1.0	1	1	1	2	1	3	6	21
Egly, Harrison	1.0	4	4	3	2	0	6	8	33
Marks, Ryan	0.2	4	5	5	2	0	4	8	32
Robbins, Willis	2.1	3	6	6	5	2	10	15	61
Roberts, Garrett	3.0	4	1	1	1	3	13	14	65

Win - Garcia, D. (7-1). Loss - Weisman (4-2). Save - None.

WP - Egly(2); Marks(3); Robbins(2); Roberts(1). HBP - by Weisman (Eusebio, R.); by Weisman (Thompson, D.); by Thanopoulos (Eusebio, R.). Pitches/strikes: Garcia, D. 93/66; Abrams, S. 8/6; Otero, R. 9/5; Garcia, B. 13/10; Weisman 31/19; Thanopoulos 21/9; Egly 33/17; Marks 32/15; Robbins 61/30; Roberts 65/42.

Umpires - HP: Doug Williams 1B: Steve Corvi 2B: Ramon Armendariz 3B: Joe Cruz

Start: 7:05 p.m Time: 3:40 Attendance: 3115