

IT'S ALL ABOUT THE U

ACADEMICS • LIFE • ATHLETICS



NATIONAL CHAMPIONS 1983, 1987, 1989, 1991, 2001

Assoc. AD for Communications: Chris Freet (c.freet@miami.edu), Kerwin Lonzo-Main Football Contact (klonzo@miami.edu), Rob Dunning (rdunning@miami.edu)
Sports Media Relations, University of Miami, 5821 San Amaro Drive, Coral Gables, FL 33146
(305) 284-3244, (305) 284-2807 FAX, www.hurricanesports.com

MIAMI (1-0, 0-0 ACC Coastal)

Date	Opponent	(TV)	Time/Result
Sept. 2	FLORIDA A&M	ESPN3.com	W, 45-0
Sept. 11	at (2/2) Ohio State	ESPN	3:40 p.m.
Sept. 23	at Pittsburgh	ESPN	7:30 p.m.
Oct. 2	at Clemson*	TBA	TBA
Oct. 9	(17/18) FLORIDA STATE*	TBA	TBA
Oct. 16	at Duke*	TBA	TBA
Oct. 23	NORTH CAROLINA*	TBA	TBA
Oct. 30	at Virginia*	TBA	TBA
Nov. 6	MARYLAND*	TBA	TBA
Nov. 13	at (15/17) Georgia Tech*	TBA	TBA
Nov. 20	(13/13) VIRGINIA TECH*	TBA	TBA
Nov. 27	USF	TBA	TBA

*ACC game; all times Eastern; Coaches poll rankings second ()

OHIO STATE (1-0, 0-0 BIG TEN)

Date	Opponent	Time/Result
Sept. 2	MARSHALL	W, 45-7
Sept. 11	(13/13) MIAMI	TBA
Sept. 18	OHIO	TBA
Sept. 25	EASTERN MICHIGAN	TBA
Oct. 2	at Illinois*	TBA
Oct. 9	INDIANA*	TBA
Oct. 16	at (11/11) Wisconsin*	TBA
Oct. 23	PURDUE*	TBA
Oct. 30	at Minnesota*	TBA
Nov. 6	(18/14) PENN STATE*	TBA
Nov. 13	at (9/9) Iowa*	TBA
Nov. 20	MICHIGAN*	TBA

*BIG TEN game; all times Eastern; Coaches poll rankings second ()

2010 STATISTICAL COMPARISON

Offense	Ohio State	Miami
Scoring	45	45
Points per game	45.0	45.0
First Downs	23	23
Rush-pass-pen	12-11-1	11-11-1
Total offense	529	405
Average per play	7.8	6.5
Average per game	529.0	405.0
Rushing yards	280	155
Yards per rush	6.8	4.3
Yards per game	280.0	155.0
Passing yards	249	250
Pass att.-cmp.-int.	27-18-0	26-19-1
Yards per attempt	9.2	9.6
Yards per completion	13.8	13.2
Yards per game	249.0	250.0
Completion pct.	66.7	73.1
Defense		
Total points allowed	7	0
Points per game	7.0	0.0
First downs allowed	11	8
Rush-pass-pen	3-6-2	5-3-0
Total offense allowed	199	110
Yards per game	199.0	110.0
Rushing yards allowed	44	52
Yards per carry	2.1	1.3
Yards per game	44.0	52.0
Passing yards allowed	155	58
Pass att.-cmp.-int.	35-18-1	11-5-1
Yards per attempt	4.4	5.3
Yards per completion	8.6	11.6
Yards per game	155.0	58.0



12 MIAMI HURRICANES

Ranking
No. 13 (AP); No. 13 (Coaches);
Last Game
Miami 45, Florida A&M 0
Head Coach
Randy Shannon (4th Season)
Shannon's Career Record:
22-17 (4th season at UM)
vs. Ohio State
0-0 overall

2010 STATISTICAL LEADERS

Rushing-Att.-Yds-TDs
L. Miller - 11-66-1

Passing- C-A-I-Yds-TDs
J. Harris - 12-15-0-210 -3

Receiving-C-Yds-TDs
L. Hankerson - 6-115-2

Tackles-UA-A-Tot
O. Vernon - 6-1-7

2 OHIO STATE BUCKEYES

Ranking
No. 2 (AP); No. 2 (Coaches);
Last Game
Ohio State 45, Marshall 0
Head Coach
Jim Tressel (9th season at Ohio State)
Tressel's Career Record:
230-78-2 (24 seasons overall; 95-21 9th year at Ohio State)
vs. Miami
1-0 overall

2010 STATISTICAL LEADERS

Rushing-Att.-Yds-TDs
B. Saine - 9-103-2

Passing- C-A-I-Yds-TDs
T. Pryor - 17-25-0-247-3

Receiving-C-Yds-TDs
D. Sanzenbacher - 3-113-1

Tackles-UA-A-Tot
T. Moeller - 5-1-6



On June 10, 2009, the split-U proudly worn by Hurricanes student-athletes was chosen to represent the entire university as its new, bold graphic identity mark. One of the most recognized collegiate athletic brands in the nation, the orange and green "U" is now used to promote the university's world-renowned academic and health programs and will be incorporated into a full range of uses.

GAME 2 INFORMATION

Date: Sat., Sept. 11, 2010
Location: Ohio Stadium
(Field Turf), (102,329) in Columbus, Ohio
Kickoff: 3:40 p.m. (ET)

TELEVISION - ESPN & ESPN3D

ESPN	ESPN3D
Brad Nessler (play-by-play)	Joe Tessitore (play-by-play)
Todd Blackledge (color)	Tim Brown (color)
Holly Rowe (sideline)	Ray Bentley (sideline)

Webcast - ESPN3.com

Tape Delay Telecast - CSS

Mon., Sept. 13 at 7 p.m.; Thurs. Sept. 16 at Noon

NATIONAL RADIO - TOUCHDOWN RADIO

Roxy Bernstein (play-by-play)
Gino Torretta (color analyst)

LOCAL RADIO - 560 WQAM, 1450 ESPN DEPORTES 560 WQAM

Joe Zagacki (play-by-play)
Don Bailey Jr. (color analyst)
Josh Darrow (sideline)
Fans can also listen online at www.wqam.com

1450 ESPN Deportes En Español

Joe Pujala (play-by-play)
Joe Martinez (color analyst)

WEBSITES

Miami: www.hurricanesports.com
Miami Blog: www.thefootball.com
Ohio State: www.ohiostatebuckeyes.com
SOCIAL MEDIA
Twitter: Twitter.com/HurricaneSports
Facebook: Facebook.com/MiamiHurricanes

No. 12 'CANES HEAD TO COLUMBUS TO FACE NO. 2 OHIO STATE

► No. 12 Miami will make its first road trip of the 2010 season when it visits No. 2 Ohio State on Saturday, Sept. 11 at 3:40 p.m. The game will be televised on ESPN and ESPN3D. The meeting between the Canes and the Buckeyes will be the first since the two teams met in the National Championship game at the 2003 Fiesta Bowl.

► Miami earned its first shut-out win since 2006 with a 45-0 victory over Florida A&M on Sept. 2 at Sun Life Stadium. That same night, Ohio State cruised to a 45-7 win over Marshall in Columbus, setting up this weekend's national showdown between two of college football's top programs.

► Quarterback Jacory Harris opened his junior year with a big performance against FAMU, completing 12-of-15 passes for 210 yards and three touchdowns all before halftime. His top target was senior receiver Leonard Hankerson, who caught two early touchdowns and finished with 115 yards on six catches against the Rattlers. The three touchdowns for Harris marked the fifth time in his career that he had three passing touchdowns in a game. For Hankerson, it was his first multi-touchdown game and his second career 100-yard receiving game.

► Lamar Miller, Damien Berry and Mike James handled most of the running duties in the first half, with Graig Cooper and Eduardo Clements getting some work in later against the Rattlers. Miller had team-highs for carries (11) and rushing yards (66) while Berry had 45 yards rushing and 32 receiving. Miller, Berry and James all reached pay dirt once.

► One of the big stories to come out of the opener was the remarkable return of Cooper, who returned to the field just eight months after tearing his ACL in the Champs Sports Bowl in January. Cooper, who first stepped on the field as a punt returner in the fourth quarter (ball was punted out of bounds), had two carries for 11 yards, made two catches for 13 yards late in the game.

► Defensively, Olivier Vernon was the Hurricanes' star against FAMU, leading the team in total tackles (7) while recording 3.5 of Miami's eight sacks on the night. Ray-Ray Armstrong recorded his first career interception and returned it 22 yards for a touchdown. Ramon Buchanan had six tackles; and Adewale Ojomo had a pair of sacks in his first action since 2008.

► Kicker/punter Matt Boshier picked up where he left off in 2009, connecting on six extra points and one field goal, while averaging 68.2 yards per kickoff – including one touchback. In the return game, Miller had a 15 yard punt return and a 34 yard kick-off return, while Travis Benjamin had two punt returns for 17 yards.

COVERING THE HURRICANES

Interviews with players and coaches must be arranged at least 24 hours in advance. Practices are open to the media from the start through stretch. Head coach Randy Shannon will address the media following each practice.

ACC Teleconference Call - Wed. Sept. 8 - (Contact UM Media Relations for the phone number)

10:30 a.m.	Jim Grobe, Wake Forest
10:40 a.m.	Frank Beamer, Virginia Tech
10:50 a.m.	Mike London, Virginia
11:00 a.m.	Tom O'Brien, NC State
11:10 a.m.	Butch Davis, North Carolina
11:20 a.m.	Randy Shannon, Miami
11:30 a.m.	Ralph Friedgen, Maryland
11:40 a.m.	Paul Johnson, Georgia Tech
11:50 a.m.	Jimbo Fisher, Florida State
12:00 p.m.	David Cutcliffe, Duke
12:10 p.m.	Dabo Swinney, Clemson
12:20 p.m.	Frank Spaziani, Boston College

MIAMI FOOTBALL MEDIA RELATIONS

Chris Freet	Associate AD/Communications
Kerwin Lonzo	Associate SID/Football Contact
Rob Dunning	Assistant SID
Phone	(305) 284-3244
Fax	(305) 284-2807

COACHES SHOW

UM's coaches show, "Hurricane Game Day with Randy Shannon" airs twice weekly on CSS, at 5:30 p.m. Thursdays and 10 a.m. Saturdays. The show is hosted by Joe Zagacki and Don Bailey Jr. and features Hurricanes players as coach Shannon's guests.

HURRICANE HOTLINE

Hurricane Hotline is a weekly two-hour show hosted by Joe Zagacki and Don Bailey, Jr. that airs from 7-9 p.m. Thursday nights during the season from Monty's (2550 South Bayshore Drive Coconut Grove, Florida 33133). Hurricane Hotline features interviews with UM head football coach Randy Shannon, players, coaches and other UM personnel as well as other featured guests. Fans are encouraged to listen on 560 WQAM or view the show in-person at Monty's in Coconut Grove.

The MIAMI-PITTSBURGH SERIES

- ▶ Ohio State leads the all-time series with Miami, 2-1.
- ▶ The last time the teams met, the Buckeyes defeated the Hurricanes, 31-24 in overtime for the National Championship in the 2003 Fiesta Bowl.
- ▶ This will be the third overall meeting. The first meeting between UM and Ohio State came in 1977 in Columbus. The Buckeyes won that meeting, 10-0. In the series' second meeting, Miami defeated Ohio State, 23-12, on Aug. 29, 1999 in the Kickoff Classic at Giants Stadium in East Rutherford, N.J.
- ▶ Ohio State is scheduled to make its first trip down to South Florida in the series on Sept. 17, 2011.

A 'CANES WIN OVER THE BUCKEYES WOULD...

- ▶ Improve Miami's record to 27-16 all-time against current Big Ten teams.
- ▶ Give Miami its first win over a Top 5 team since beating No. 3 Virginia Tech, 27-7, in Blacksburg on Oct. 13, 2005
- ▶ Give Miami its first win over Ohio State since 1999.
- ▶ Give the 'Canes their fourth straight win against a non-conference opponent on the road (USF and UCF last season; Texas A&M in 2008).

The COACHES

- ▶ Randy Shannon is in his fourth season as Miami's head coach and owns an overall record of 22-17. Jim Tressel is in his ninth season at Ohio State and has an overall record of 95-21. In his 24 seasons as a head coach overall, Tressel is 230-78-2.

Scouting THE BUCKEYES

- ▶ Ohio State is the consensus No. 2 ranked team in both the ESPN Coaches and Associated Press polls. The Buckeyes will play their second of four straight home games when the Hurricanes travel to Columbus Saturday.
- ▶ Ohio State is coming off a 45-7 win over Marshall last Thursday, which saw the offense rack up 529 yards of total offense which included 280 yards rushing and 249 through the air. The Buckeyes held Marshall to just 199 yards.
- ▶ Quarterback Terrelle Pryor led a balanced offensive attack with 247 yards passing and three touchdowns. Running back Brandon Saine rushed for 103 rushing yards, including 45- and 40-yard runs, and two touchdowns. Receivers Dane Sanzenbacher and DeVier Posey combined for seven catches for 154 yards and three touchdowns. Sanzenbacher had three catches for 113 yards including a 65-yard touchdown reception.
- ▶ Defensively the Buckeyes forced three turnovers. Marshall's only score came on a blocked field goal attempt in the first quarter that was returned for a touchdown. Linebacker Tyler Moeller led the Buckeyes with six tackles including two tackles for loss and one sack.

Miami-OHIO STATE TO BE TELEVISED IN 3D ON ESPN

- ▶ The University of Miami football team's Sept. 11 game at Ohio State has been selected as one of three regular season ACC games slated to be shown in 3-D, ESPN announced on July 29.
- ▶ The contest, which will be shown live on ESPN at 3:40 p.m. from Ohio Stadium in Columbus, will be the first meeting between the two schools since the Buckeyes defeated the Hurricanes, 31-24, in double overtime of the 2002 National Championship game in the Tostitos Fiesta Bowl.
- ▶ The first three-dimensional ACC game this fall is scheduled for the Virginia Tech-Boise State match-up on Labor Day Monday Night at FedEx Field in Landover, Md. The Miami-Ohio State contest will mark the second 3-D game, before Clemson travels to Auburn on Saturday, Sept. 18 for the third ACC 3-D gridiron contest featuring an ACC school on ESPN.
- ▶ In all, ESPN has announced that four ACC games will be televised in 3-D as the 6th Annual Dr Pepper ACC Football Championship Game, which will be held this year at Charlotte's Bank of America Stadium on Dec. 4 (7:45 p.m.), is also scheduled to be televised by ESPN in 3-D.







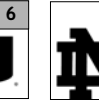
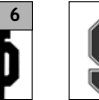



THIS WEEK IN MIAMI FOOTBALL (practice times subject to change)

SEPTEMBER 2010








Monday	Tuesday	Wednesday	Thursday	Friday	Saturday	Sunday
6	7	8	9	10	11	12
PLAYERS DAY OFF	6:50 a.m. - PRACTICE 10:30 a.m.- 1:30 p.m. Weekly Press Conference	6:20 a.m. - PRACTICE Players and coaches available after 10:30 a.m. - ACC Coaches Teleconference	2:45 p.m. - PRACTICE Coach Shannon available after	WALK THRU No Media Availability Depart for Columbus, Ohio	Miami at Ohio State 3:40 p.m. (ESPN/ESPN3D)	GAME RECAP with Randy Shannon 3 p.m. Conference Call

UACADEMICS

'Canes IN THE FOOTBALL ACADEMIC PROGRESS REPORT SCORES

 1	 2	 3	 4	 5	 6	 6	 8	 9	 9	 9
RUTGERS 992	AIR FORCE 988	RICE 987	NORTHWESTERN 986	DUKE 983	MIAMI 978	NOTRE DAME 978	STANFORD 976	NIU 976	OHIO STATE 976	VANDERBILT 976

► Miami's APR score in 2010 ranked 6th nationally with a score of 978. The score was the highest among all Florida institutions and second highest in the Atlantic Coast Conference.

 1	 2	 3	 4	 5	 6	 7
MIAMI 978	UCF 972	FLORIDA 971	USF 930	FLORIDA STATE 927	FAU 919	FIU 906

'Canes ONLY ONE IN TOP 25

► The University of Miami was recognized in May as the only school in the FBS to post a multi-year score in the top-10 percent as well as finish 2009 ranked in both the Coaches and the AP polls.

'Canes IN THE CLASS ROOM

► Of the 16 seniors on this year's squad, five have already earned degrees, while the remaining 11 are all on course to graduate either in December of 2010 or May of 2011.

► The five players that have already earned degrees include: Matt Boshier (History), Richard Gordon (Liberal Arts), Ryan Hill (Liberal Arts), Pat Hill (Marketing and Management) and Cory Nelms (Liberal Arts).


► Overall University of Miami Athletics has an 86% Graduation Success Rate (GSR), the highest GSR ever and up from 82% in 2009. 83% in 2007 was our previous high.

► In May, Miami was recognized as being the only Bowl Championship Subdivision (BCS) team among 26 schools nationally that posted a multi-year APR score in the Top 10 percent in addition to finishing the 2009 season ranked in both the USA Today Coaches poll and Associated Press poll.

► 136 University of Miami student-athletes had a 3.0 GPA or higher following the Spring 2010 semester.



MATT BOSHER



RICHARD GORDON



RYAN HILL



PAT HILL



CORY NELMS

Shannon LEADS ALL FBS COACHES IN APR


► University of Miami head coach Randy Shannon leads all active Bowl Championship Series conference coaches with a 977 lifetime APR average, according to rankings released in May.

► Shannon's score is the third best nationally among all Football Bowl Subdivision schools, trailing only Troy Calhoun of Air Force and Ken Niumatalolo of Navy.

► The football team's 2008-09 score of 978, sixth best in the nation, will be factored into next year's coaches lifetime ratings, and will continue to boost Shannon's career mark.

► Miami was recognized in May as the only school in the FBS to post a multi-year APR score in the top-10 percent as well as finish the year ranked in both the Coaches and the AP polls.

BCS HEAD COACHES APR TOP 10



RANDY SHANNON
MIAMI



GREG SCHIANO
RUTGERS



PAT FITZGERALD
NORTHWESTERN



PAUL JOHNSON
NAVY/GT



JOE PATERNO
PENN STATE



MARK RICHT
GEORGIA



JEFF TEDFORD
CAL



URBAN MEYER
UTAH/FLORIDA



RANDY EDSALL
CONNECTICUT



BOBBY BOWDEN
FLORIDA ST.

Tale OF THE TAPE



JACORY HARRIS



TERRELLE PRYOR

MIAMI'S JACORY HARRIS VS. OHIO STATE'S TERRELLE PRYOR

<u>JACORY</u>		<u>TERRELLE</u>	
6-4	Height	6-6	
200	Weight	233	
Junior	Class	Junior	
Sport Administration	Major	Exploring	
26	Career Games Played	26	
Miami, Fla.	Hometown	Jeannette, Pa.	
4,757	Career Passing Yards	3,652	
-121	Career Rushing Yards	1,427	
39	Career Passing TDs	33	
Last week's Stats			
12-for-15,		17-for-25,	
210 yards, 3 TDs		247 yards, 3 TDs	
High School Ratings			
4	Rivals.com	5	
3	Scout.com	5	
3	ESPN.com	5	
79	ESPN Recruiting Grade	93	

Tale OF THE TAPE: MIAMI vs. OHIO STATE

<u>MIAMI</u>		<u>OHIO STATE</u>
1925	Founded	1870
14,905	Enrollment	52,568
5,414,712	City Population (2000)	711,470
76.5 °F	Average High Temperature in January	36.2 °F
Sebastian the Ibis	Mascot	Brutus the Buckeye
1926	First Year of Football	1890
561-314-19	All-Time Record	819-308-53
1	All-Time Series Wins	2
5	National Championships	7
19-16	All-Time Bowl Record	19-22
46	NFL First Round Picks since 1985	34
84	NFL Draft Picks In First Three Rounds since 1985	72
55	Current Players on NFL Rosters	45
47	All-America Selections since 1985	52
11	Alumni Selected to the 2010 NFL Pro Bowl	1
978	Multi-year APR Rate	975
47	U.S. News & World Report College Ranking	56
2,378	Miles to Glendale, Ariz.	1,925
Jimmy Johnson	Famous Former Head Coach	Woody Hayes
FAMOUS ALUMNI		
Dan LeBatard	Journalism	R.L. Stine
Roy Firestone	Sports Broadcasting, "Old School"	Jack Buck
Michael Irvin	Sports Broadcasting, "New School"	Kirk Herbstreit
Greg Louganis	Olympian	Jesse Owens
Rick Barry	Non-Football Sports Star, "Old School"	Jack Nicklaus
Ryan Braun	Non-Football Sports Star, "New School"	Nick Swisher
Daniel T. Barry	Science	John Glenn
Micky Arison	Business	George Steinbrenner
Gloria Estefan	Music	Dwight Yoakam
Dwayne "The Rock" Johnson	Movies	Richard Lewis
Sylvester Stallone		Patricia Heaton

Miami VS. TOP 5 TEAMS SINCE 2000

► The Hurricanes are 6-2 against Top 5 teams since the 2000 season, with the lone losses coming at No. 5 Florida in 2008 and against Ohio State in the 2003 National Championship game. The loss to the Gators is the Hurricanes' only loss against a Top 5 team in a true road game since the 'Canes lost at No. 2 Virginia Tech during the 1999 season.

2008	Miami	Loss	No. 5 Florida	3-26	Gainesville, Fla.
2005	No. 5 Miami	Win	No. 3 Virginia Tech	27-7	Blacksburg, V a.
2004	No. 5 Miami	Win	No. 4 Florida State	16-10 (OT)	Miami
2003	No. 2 Miami	Win	No. 5 Florida State	22-14	Tallahassee, Fla.
2003	No. 1 Miami	Loss	No. 2 Ohio State	24-31 (OT)	Glendale, Ariz.
2002	No. 1 Miami	Win	No. 4 Nebraska	37-14	Pasadena, Calif.
2000	No. 3 Miami	Win	No. 2 Virginia Tech	41-21	Miami
2000	No. 7 Miami	Win	No. 1 Florida State	27-24	Miami

D-Line DOMINATES

► Miami's defensive line had quite a night against FAMU in Miami's opener. Olivier Vernon, Marcus Robinson, Marcus Forston, Adewale Ojomo and Josh Holmes combined on eight sacks for UM. Vernon accounted for 3.5, Ojomo had two, Holmes and Forston each had one while Robinson recorded a half a sack. Vernon had the best night of any 'Cane on the defensive side of the ball, recorded a team-high seven tackles, while Robinson had five and Forston had four.

2003 REVISITED

- Twenty-six players were drafted from the team that played in the 2003 loss to Ohio State, including 12 first round draft picks.
- Eight were drafted in 2003 – Four in the first round – Andre Johnson, Jerome McDougle, Willis McGahee, William Joseph
- Nine were drafted in 2004 – Six in the first round – Sean Taylor, Kellen Winslow, Jonathan Vilma, D.J. Williams, Vernon Carey, Vince Wilfork
- Three were drafted in 2005 – One in the first round – Antrel Rolle
- Six were drafted in 2006 – One first round – Kelly Jennings

2010 HURRICANES RADIO NETWORK

Miami football games can be heard throughout the state of Florida on the Hurricane Sports Network, anchored by WQAM (560 AM). The games are also broadcast in Spanish on 1450 ESPN Deportes (1450 AM).

FLAGSHIP STATIONS

Miami/Fort Lauderdale	WQAM (560 AM)
Miami/Fort Lauderdale	ESPN Deportes (1450 AM)
University of Miami	WVUM (90.5 FM)

AFFILIATES

Miami/Ft. Lauderdale	WQAM (560)
Belle Glade	WBGF (900)
	WSWN (93.5 FM)
Coco Beach	WIXC (1060)
Daytona	WPUL (1590)
Ft. Myers	WMYR (1410)
Fort Pierce	WPSL (1590)
Jupiter	WSTU (1450)
Kissimmee	ESPN (1080)
Key West	WKWF (1600)
Live Oak	WLVO (106.1)
Marathon	WFFG (1300)
Marco Island	WCNZ (1660)
Melbourne	WIXC (1060)
Meritt Island	WIXC (1060)
Naples	WCNZ (1660)
Orlando	ESPN (1080)
Port St. Lucie	WPSL (1590)
St. Petersburg	WMGG (1040)
	WHBO ESPN (1040)
Stuart	WSTU (1450)
Tampa	WHBO ESPN (1040)
	WWBA (820)
	WMGG (1470)
Titusville	WIXC (1060)

MIAMI MEDIA POLICIES

Releases Available Via E-Mail

Media members interested in receiving Miami football releases via e-mail should send requests to Football SID Kerwin Lonzo at klonzo@miami.edu.

GAME DAY PRESS POLICIES

Only working press will be admitted to the Sun Life Stadium press box. Seats will be issued according to the following criteria:

1. State newspapers by circulation, wire services, national publications, newspapers from opponent's area, and student newspapers from UM and opponent's schools.
2. Other daily newspapers, with preference to those that regularly cover UM.
3. Radio and television personnel not broadcasting, but considered reporting.
4. Non-daily newspapers, with preference to those which regularly cover UM.
5. Scouts. Freelance and/or non-daily writers may be asked to produce copies of actual publications in which their work has appeared. In some cases, these materials will be required as verification of the writers' status.

Right BETWEEN THE NUMBERS

- ▶ Miami's 35 first-half points against Florida A&M were the most for the Hurricanes since they totaled 35 in a 56-45 win over then-No. 14 Virginia Tech on Dec. 7, 2002, in the Orange Bowl. Miami was ranked No. 1 at the time. Miami's next opponent after that 35-point first half was also Ohio State.
- ▶ The Hurricanes' defense held FAMU to just 52 yards on 39 carries – the fewest yards allowed since holding North Carolina to 35 rushing yards on 33 carries on Sept. 27, 2008.
- ▶ Graig Cooper needs 934 yards to become Miami's all-time leader in all-purpose yardage. Cooper, who has 3,461 yards after picking up 24 yards against Florida A&M, is currently fifth in UM history behind Eddie Dunn (3,476), Edgerrin James (3,590), Ottis Anderson (4,265) and leader Santana Moss (4,394).
- ▶ Damien Berry averaged 7.5 yards per carry in the season opener against Florida A&M. He averaged 6.6 yards per carry (93 rushes for 616 yards) in his first season as a running back in 2009.
- ▶ Miami is ranked No. 10 on ESPN.com's 2010 Preseason College Football Power Rankings.
- ▶ Brandon Harris finished the 2009 season ranked in a tie for second nationally in total passes defended (15).
- ▶ Head coach Randy Shannon's 977 lifetime Academic Progress Report average leads all head coaches in Bowl Championship Series conferences and trails only Troy Calhoun of Air Force (983) and Ken Niumatalolo of Navy (978) on the national stage.
- ▶ Orlando Franklin (28 starts) and Colin McCarthy (25 starts) have the most starting experience on the 2010 roster.
- ▶ Colin McCarthy averaged 8.1 tackles per game over Miami's last seven games of 2009.
- ▶ 53,674 excited Hurricanes fans showed up for the home opener against Florida A&M. It was the the third-highest attendance for the Hurricanes since their move to Sun Life Stadium. In 2009, an average of 47,551 fans attended Hurricane home games last season, the highest average at UM since 2004 (59,134).
- ▶ Thirty-two former 'Canes playing in the NFL last season have earned their degree from the University of Miami.
- ▶ Six Hurricanes are ranked among the Top 150 NFL prospects according to Scouts Inc.'s Todd McShay on ESPN.com. Allen Bailey, Orlando Franklin, Brandon Harris, Graig Cooper, Colin McCarthy and Leonard Hankerson are listed, while Matt Boshier and DeMarcus Van Dyke were also rated but outside of the Top 150.
- ▶ Eleven former Hurricanes were selected to the 2010 NFL Pro Bowl earlier this year, easily the most of any school in the country. Antrel Rolle, Ray Lewis, Ed Reed, Jon Beason, Andre Johnson, Reggie Wayne, Bryant McKinnie, Vince Wilfork, Brandon Meriweather, Jonathan Vilma and Frank Gore all represented the U at the sports' all-star game.
- ▶ Miami has had 11 more first round draft picks than any other school in the country all-time. The 'Canes have had 46 first-rounders, while Ohio State is second with 35 and Florida is third with 32.
- ▶ The 'Canes return their top four performers in terms of all-purpose yards in 2009: Graig Cooper (1,417), Leonard Hankerson (801), Damien Berry (684) and Travis Benjamin (597). All four got in the act against Florida A&M: Hankerson (115), Berry (77), Benjamin (28) and Cooper (24).

**ASSOCIATED PRESS TOP 25
Sept. 7, 2010**

No	Team	Record	Pts.
1	Alabama (47)	1-0	1484
2	Ohio State (4)	1-0	1412
3	Boise State (8)	1-0	1399
4	TCU	1-0	1256
5	Texas (1)	1-0	1192
6	Nebraska	1-0	1105
7	Oregon	1-0	1077
8	Florida	1-0	1065
9	Iowa	1-0	1044
10	Oklahoma	1-0	917
11	Wisconsin	1-0	881
12	Miami (FL)	1-0	877
13	Virginia Tech	0-1	782
14	Arkansas	1-0	572
15	Georgia Tech	1-0	555
16	USC	1-0	520
17	Florida State	1-0	504
18	Penn State	1-0	418
19	LSU	1-0	384
20	Utah	1-0	365
21	Auburn	1-0	362
22	Georgia	1-0	353
23	West Virginia	1-0	226
24	South Carolina	1-0	164
25	Stanford	1-0	96

ARV: Michigan 71, Houston 60, Pittsburgh 59, Oregon State 58, North Carolina 45, Notre Dame 38, Arizona 30, Brigham Young 30, Missouri 25, Fresno State 24

**USA TODAY COACHES' TOP 25
Sept. 7, 2010**

No	Team	Record	Pts.
1	Alabama (55)	1-0	1470
2	Ohio State (4)	1-0	1397
3	Boise State	1-0	1304
4	Texas	1-0	1264
5	TCU	1-0	1144
6	Florida	1-0	1130
7	Nebraska	1-0	1085
8	Oregon	1-0	1054
9	Iowa	1-0	1027
10	Oklahoma	1-0	969
11	Wisconsin	1-0	821
12	Miami (FL)	1-0	799
13	Virginia Tech	0-1	698
14	Penn State	1-0	655
15	Arkansas	1-0	531
16	LSU	1-0	527
17	Georgia Tech	1-0	519
18	Florida State	1-0	500
19	Georgia	1-0	458
20	Auburn	1-0	371
20	Utah	1-0	371
22	West Virginia	1-0	185
23	Arizona	1-0	128
24	Brigham Young	1-0	113
25	South Carolina	1-0	90

ARV (10 or more): Houston 87, Notre Dame 86, Stanford 55, Pittsburgh 53, Oregon State 40, OKLAHOMAST 36, North Carolina 36, Clemson 28, Missouri 27, Michigan 17

2010 CAPTAINS


► For the first time under head coach Randy Shannon, more than three players have been selected as team captains. The 2010 captains for Miami are Jacory Harris, Matt Boshier, Colin McCarthy, Pat Hill, Leonard Hankerson and Allen Bailey. Representing the captains for the coin toss against Florida A&M were Boshier, Bailey, Hankerson and Harris.



**ALLEN
BAILEY**



**MATT
BOSHER**




**LEONARD
HANKERSON**



**JACORY
HARRIS**



**PAT
HILL**



**COLIN
MCCARTHY**

Young 'CANES

► 19 players made their first appearances as Hurricanes against Florida A&M:

- LB Kelvin Cain (Fr.)
- RB Eduardo Clements (Fr.)
- TE Asante Cleveland (Fr.)
- LB Tyrone Cornileus (Fr.)
- DL Dyron Dye (R-Fr.)
- TE Chase Ford (Jr. - JUCO Transfer)
- LB James Gaines (Fr.)
- LB Shayon Green (R-Fr.)
- RB Maurice Hagens (Fr.)
- OL Seantrel Henderson (Fr.)
- WR Allen Hurns (Fr.)
- OL Brandon Linder (Fr.)
- RB Lamar Miller (R-Fr.)
- DL Luther Robinson (R-Fr.)
- DB Kacy Rodgers (Fr.)
- TE Billy Sanders (R-Fr.)
- OL Jared Wheeler (R-Fr.)
- QB Spencer Whipple (Jr.)
- OL Cory White (R-Fr.)

► Three players made their first career starts on Thursday: Brandon McGee (first career start), Ben Jones (first career start) and Tyler Horn (first career start).

► **Other newcomer highlights against FAMU:** Redshirt freshman running back Lamar Miller stepped on the field for the first time in his collegiate career, carrying the ball 11 times for 65 yards a touchdown. Fellow running back Eduardo Clements – a true freshman – also got in and carried the ball six times for 23 yards. Junior quarterback Spencer Whipple saw his first action as a 'Cane, throwing 3-for-4 for 22 yards during the second half. Several offensive linemen earned their first career appearance – including Seantrel Henderson and Brandon Linder – while junior college transfer Chase Ford saw significant action at tight end. Defensively, Kacy Rodgers and Shayon Green each had a tackle in their first career game.

MOST TRUE FRESHMEN PLAYED IN 2010

Florida	15
Auburn	14
Air Force	13
Florida State	13
Oklahoma State	12
Tennessee	12
UNLV	11
Miami (Fla.)	10
Syracuse	10
Vanderbilt	10

Hankerson AMONG THE BEST THIS DECADE

► Senior wide receiver Leonard Hankerson had one of the best seasons in recent memory for a pass catcher at the U.
 ► His 801 receiving yards in 2009 were the 10th most in school history and the most since Andre Johnson recorded 1,092 yards in 2002.

► With a 12-yard reception from Jacory Harris in the first series of the game against Florida A&M, Hankerson caught a pass in 14-straight games. Hankerson also had his first multi-TD game of his career – with a 40-yard catch from Harris in the second series of the game. Hankerson moved into a tie for 10th all-time in UM history in career touchdown catches with 11.

► With 115 receiving yards against FAMU, Hankerson recorded his second career 100-yard receiving game.

TOP 10 SINGLE SEASON RECEIVING TOTALS IN UM HISTORY

Rank		Receiving Yards
1	Eddie Brown (1984)	1,114
2	Andre Johnson (2002)	1,092
3	Wesley Carroll (1990)	952
4	Santana Moss (1999)	899
5	Andre Johnson (2001)	881
6	Michael Irvin (1986)	868
7	Willie Smith (1984)	852
8	Michael Irvin (1985)	840
9	Dale Dawkins (1989)	833
10	Leonard Hankerson (2009)	801

100 YARDS ON THE GROUND

► Here is a list of the University of Miami's all-time 100-yard rushing performances:

CONSECUTIVE 100-YARD RUSHING GAMES (SINCE 1975)

Player	No.	Year
Willis McGahee	6	2002
Edgerin James	6	1998
Clinton Portis	6	2001
Clinton Portis	4	1999
Willis McGahee	4	2002
Frank Gore	3	2003

MOST 100-YARD RUSHING GAMES (SINCE 1975)

Player	No.	Years
Edgerin James	15	1995-98
Clinton Portis	14	1999-2001
Ottis Anderson	13	1976-78
James Jackson	11	1997-2000
Willis McGahee	10	2002
Frank Gore	8	2001, 2003-04
Tyrone Moss	7	2003-2006
Graig Cooper	6	2007-present
Stephen McGuire	6	1989-91
Javarris James	5	2006-present
Danyell Ferguson	5	1995-96
Alonzo Highsmith	5	1984
James Stewart	4	1993-94
Leonard Conley	4	1987-90
Jarrett Payton	3	2003
Dyral McMillian	3	1996
Warren Williams	3	1985-87
Melvin Bratton	3	1984-87
Damien Berry	1	2007-present
Derron Thomas	1	2005-08
Donnell Bennett	1	1993
Larry Jones	1	1993
Alex Johnson	1	1989
Albert Bentley	1	1983
Speedy Neal	1	1982
Lorenzo Roan	1	1980
Ken McMillian	1	1978
Taylor Timmons	1	1977
Chris Hobbs	1	1977

More FROM FLORIDA A&M GAME

- Miami's 45-point margin of victory over the Rattlers tied the largest under head coach Randy Shannon. Miami also defeated Charleston Southern by 45 points, 52-7, in the 2008 season opener on Aug. 28, 2008.
- Graig Cooper made his season debut with under five minutes remaining in the third quarter with an eight-yard run.
- Damien Berry notched his first career touchdown reception with a 32-yard catch from Jacory Harris.
- Ray Ray Armstrong returned an interception for a touchdown – a first on both counts – in the second quarter to put the Hurricanes ahead, 28-0, with 9:40 until the half. The last time a Hurricane returned an interception for a TD was on Nov. 21, 2009, versus Duke when Darryl Sharpton ran back a pick 73 yards to put UM up 34-16.
- Lamar Miller rushed for a 25-yard TD to put Miami ahead, 42-0, in the third quarter. It was his first career TD.
- Eduardo Clements registered his first career catch on a 9-yard completion from Spencer Whipple in the 4th quarter.
- Lee Chambers made his first appearance at cornerback tonight.
- Marcus Forston, Marcus Robinson and Olivier Vernon all notched their first sack of the season in the first quarter. Vernon tallied a career-high 3.5 sacks for a loss of 36 yards. Josh Holmes added a sack for a loss of eight yards in the first play of the second half.
- Miami's eight sacks tonight are the most for the 'Canes since they posted nine in a 24-14 win over Duke on Sept. 29, 2007.
- Mike James posted his second career rushing touchdown and the third TD of his career with a one-yard TD run in the second quarter to put Miami ahead, 35-0.

Quick STRIKE 'CANES

- The Hurricanes' quick strike capability showed up early against Florida A&M. It took UM just 1:40 to score its first touchdown of the 2010 season. The 'Canes totalled three scoring drives of under two minutes against FAMU.
- Miami posted 20 scoring drives under two minutes in 2009, which was among the best in the nation.

Plays-Yards	TOP	Result	Opponent
7-63	1:40	Leonard Hankerson 19-yd TD catch	FAMU
6-64	1:17	Hankerson 40-yd TD catch	FAMU
6-55	1:51	Mike James 1-yd TD run	FAMU

University OF MIAMI CELEBRATES NEW TOP RANKING

- The U.S. News and World Report released their official rankings of the top colleges and universities in the nation for 2011. Coming in at number 47 was the University of Miami, which claimed the honor of the top-ranked school in the state of Florida.
- This was the first time that UM had been named a Top 50 institution, part of a nine-year span which has seen the school jump 20 spots in the rankings.
- The Hurricanes were among seven Atlantic Coast Conference schools ranked among the Top 50 – the most Football Bowl Subdivision schools for any conference. ACC members joining Miami among the national leaders are: Duke, Virginia, Wake Forest, North Carolina, Boston College and Georgia Tech.
- Ranking criteria included peer assessment, graduation and retention rates, faculty resources, student selectivity, and giving by alumni.
- The editors of U.S. News & World Report have ranked the nation's top universities and colleges for the past 27 years. The 2011 edition of "America's Best Colleges" hit newsstands on August 31, and the rankings can be viewed on the magazine's website at www.usnews.com.

ESPN: 15 OF TOP 200 PLAYERS IN THE NFL ARE 'CANES

► The UM pipeline to NFL stardom is no surprise to anyone that follows the sport as it continues to grow. At the beginning of training camps, 51 UM players were working out with NFL teams. ESPN.com and Scouts Inc. put together a list of the 200 best players in the NFL and Miami had an impressive 15 representatives:

- | | |
|---|--|
| 2. Andre Johnson - Houston Texans | 111. Vernon Carey - Miami Dolphins |
| 14. Ed Reed - Baltimore Ravens | 119. Ray Lewis - Baltimore Ravens |
| 32. Reggie Wayne - Indianapolis Colts | 140. Eric Winston - Houston Texans |
| 36. Vince Wilfork - New England Patriots | 148. Jonathan Vilma - New Orleans Saints |
| 42. Jon Beason - Carolina Panthers | 162. Brandon Meriweather - New England |
| 58. Frank Gore - San Francisco 49ers | 196. Calais Campbell - Arizona Cardinals |
| 72. DJ Williams - Denver Broncos | 200. Devin Hester - Chicago Bears |
| 91. Kellen Winslow - Tampa Bay Buccaneers | |

Bosher UP FOR LOWE'S SENIOR CLASS AWARD

► Senior placekicker and punter Matt Bosher has been named one of 30 NCAA football bowl subdivision student-athletes selected as a candidate for the Lowe's Senior CLASS. To be eligible for the award, a student-athlete must be classified as an NCAA Division I senior and have notable achievements in four areas of excellence - community, classroom, character and competition.

► Bosher received his Bachelor's of Arts in history in May of 2010. He also minored in sport administration and is currently pursuing a second degree. He was named to the 2006-07 ACC Academic Honor Roll and is a member of the University of Miami Athletic Director's Honor Roll awarded to student-athletes with semester GPAs of 3.2 or better). He is a two-time University of Miami Book Buster (awarded to student-athletes with semester GPA 3.0 or better).

► Bosher has been involved in numerous community service activities including the University of Miami Football Canes on Patrol Program that works with the Broward County Sheriff's Department to encourage Broward youth to stay in school and out of gang and street related violence. He also has served as a mentor in the Fun 4 Kidz program (paired with Miami-Dade area middle-school students) meeting once a month and talking on the phone once-a-week.

► An acronym for Celebrating Loyalty and Achievement for Staying in School, the Lowe's Senior CLASS Award focuses on the total student-athlete and encourages students to use their platform in athletics to make a positive impact as leaders in their communities.

Byrd HONORED BY UM AFRICANA PROGRAM

► University of Miami wide receiver LaRon Byrd was selected as one of three recipients of the Fannie Lou Hamer Academic Achievement Award, given to the Most Improved Students, in terms of Africana Studies Program courses at UM.

► LaRon has excellent attendance, participates in class, completes all assignments on time and has an overall positive attitude toward learning which is to be applauded, said Dr. Patti Rose, Professor, UM Africana and American Studies. As a student-athlete, he is exemplary, in the classroom setting, which is wonderful to see.

► Byrd received the award on May 17 at the First Annual Fannie Lou Hamer, Africana Studies Program Achievement Awards at the Wesley Gallery on the campus of the University of Miami.

Offense HAS A TOP 10 SEASON

► The University of Miami's offense had one of the most productive seasons in school history in 2009.

► The 2009 offense finished first in school history in first downs gained passing (169), second in overall first downs (275) and fourth in total yards gained (5,199).

TOP 10 SINGLE SEASON FIRST DOWNS GAINED PASSING IN UM HISTORY

Rank		First downs
1	2009	169
2	1988	161
3	1984	159
4	1990	156
5t	1989	153
	1992	153
7	2002	151
8	1985	149
9	1996	140
10	2003	134

Jacory MOVING UP PASSING CHARTS

► Junior quarterback Jacory Harris had one the most productive passing seasons in recent memory in 2009.

► Here is a list of where Harris' 2009 season ranks in a single-season in UM history:

TOP 10 SINGLE SEASON PASSING YARDS IN UM HISTORY

Rank		Yards
1	Bernie Kosar (1984)	3,642
2	Ken Dorsey (2002)	3,369
3	Craig Erickson (1990)	3,363
4	Jacory Harris (2009)	3,352
5	Vinny Testaverde (1985)	3,238
6	Steve Walsh (1988)	3,115
7	Gino Torretta (1991)	3,095
8	Gino Torretta (1992)	3,060
9	Ken Dorsey (2000)	2,737
10	Brock Berlin (2004)	2,680

TOP 10 SINGLE SEASON TOUCHDOWN PASSES IN UM HISTORY

Rank		TDs
1	Steve Walsh (1988)	29
2	Ken Dorsey (2002)	28
3	Vinny Testaverde (1986)	26
4t	Bernie Kosar (1984)	25
	Ken Dorsey (2000)	25
6	Jacory Harris (2009)	24
7	Ken Dorsey (2001)	23
8t	Craig Erickson (1990)	22
	Brock Berlin (2004)	22
10	Vinny Testaverde (1985)	21

TOP 10 SINGLE SEASON PASS ATTEMPTS IN UM HISTORY

Rank		Attempts
1	Bernie Kosar (1984)	416
2	Jacory Harris (2009)	406
3	Gino Torretta (1992)	402
4t	Craig Erickson (1990)	393
	Ken Dorsey (2002)	393
6	Steve Walsh (1988)	390
7	Gino Torretta (1991)	371
8t	Vinny Testaverde (1985)	352
	Brock Berlin (2003)	352
10	Brock Berlin (2004)	348

TOP 10 SINGLE SEASON PASS COMPLETIONS IN UM HISTORY

Rank		Completions
1	Bernie Kosar (1984)	262
2	Jacory Harris (2009)	242
3	Steve Walsh (1988)	233
4	Gino Torretta (1992)	228
5	Craig Erickson (1990)	225
6	Ken Dorsey (2002)	222
7	Vinny Testaverde (1985)	216
8	Brock Berlin (2003)	211
9	Gino Torretta (1991)	205
10	Bernie Kosar (1983)	201

It's BEEN A WHILE

▶ Quarterback Jacory Harris entered the 2009 season snapping a streak of at least 16 years since a player from Miami-Dade County quarterbacked a University of Miami team. Hialeah High School's Ryan Collins started the last seven games of the 1993 season, but did not go into the season as the starter. Kary Baker was the last Miami-Dade County quarterback to enter the season as the starting quarterback. Baker, from Miami-Edison High School, was UM's starter in 1974 and also was Miami's first African-American quarterback.

MIAMI QUARTERBACKS SINCE 1974

Year	Quarterback	Location
2009	Jacory Harris	Miami
2008	Robert Marve	Tampa
2007	Kyle Wright	Danville, Calif.
2006	Kyle Wright	Danville, Calif.
2005	Kyle Wright	Danville, Calif.
2004	Brock Berlin	Shreveport, La.
2003	Brock Berlin	Shreveport, La.
2002	Ken Dorsey	Orinda, Calif.
2001	Ken Dorsey	Orinda, Calif.
2000	Ken Dorsey	Orinda, Calif.
1999	Ken Dorsey	Orinda, Calif.
1998	Scott Covington	Laguna Niguel, Calif.
1997	Ryan Clement	Denver, Colo.
1996	Ryan Clement	Denver, Colo.
1995	Ryan Clement	Denver, Colo.
1994	Frank Costa	Philadelphia, Pa.
1993	Frank Costa	Philadelphia, Pa.
	Ryan Collins	Pembroke Pines
1992	Gino Torretta	Pinole, Calif.
1991	Gino Torretta	Pinole, Calif.
1990	Craig Erickson	West Palm Beach
1989	Craig Erickson	West Palm Beach
1988	Steve Walsh	St. Paul, Minn.
1987	Steve Walsh	St. Paul, Minn.
1986	Vinny Testaverde	Elmont, N.Y.
1985	Vinny Testaverde	Elmont, N.Y.
1984	Bernie Kosar	Boardman, Ohio
1983	Bernie Kosar	Boardman, Ohio
1982	Mark Richt	Boca Raton
1981	Jim Kelly	East Brady, Pa.
1980	Jim Kelly	East Brady, Pa.
1979	Mike Rodrigue	Tallahassee
1978	Kenny McMillian	DeLand
1977	Kenny McMillian	DeLand
	E.J. Baker	Lakeland
1976	E.J. Baker	Lakeland
1975	E.J. Baker	Lakeland
1974	Kary Baker	Miami

Defensive DOMINANCE

▶ The University of Miami has always taken pride in its defense. From years of Randy Shannon as the defensive coordinator to now John Lovett, the 'Canes have spent most of the decade ranked among the nation's elite defensively.

Miami Defenses From 2001-2009

Year	Total	Rank	Scoring	Rank	Rushing	Rank	Passing	Rank
2009	329.62	29th	22.15	37th	122.31	32nd	207.31	43rd
2008	317.5	28th	24.15	56th	151.85	75th	165.62	7th
2007	345.9	33rd	26.0	52nd	133.8	40th	212.2	35th
2006	255.5	7th	15.5	13th	67.9	4th	187.9	40th
2005	270.1	4th	14.3	4th	117.9	23rd	152.2	1st
2004	328.1	28th	17.0	13th	155.0	67th	173.1	9th
2003	257.5	2nd	15.1	4th	114.0	21st	143.5	1st
2002	285.0	7th	19.1	22nd	165.3	72nd	119.7	1st
2001	270.9	6th	9.4	1st	132.7	40th	138.2	2nd

Cooper AT IT AGAIN

▶ Senior running back Graig Cooper is on pace to rank among the greatest yardage gainers in school history. Cooper currently ranks fifth in school history with 3,461 career all-purpose yards. He needs 957 yards to tie Santana Moss for the most all-purpose yards in school history.

TOP 10 SINGLE SEASON ALL-PURPOSE YARDS IN UM HISTORY

Rank	Player	Rush + Rec + Return	Yards
1	Santana Moss (97-00)	277 + 2546 + 1196	4,394
2	Ottis Anderson (75-78)	1,266 + 47 + 395	4,265
3	Edgerrin James (96-98)	2960 + 595 + 35	3,590
4	Eddie Dunn (36-38)	1778 + 32 + 1666	3,476
5	Graig Cooper (07-pr)	2240 + 387 + 845	3,472
6	Chuck Foreman (70-72)	1631 + 732 + 992	3,355
7	James Jackson (96-00)	2953 + 278	3,231
8	Tom Sullivan (69-71)	1,541 + 332 + 1132	3,005
9	Alonzo Highsmith (83-86)	1914 + 977 + 44	2,935
10	Mark Rush (79-82)	760 + 989 + 1,066	2,815

▶ Not only is Cooper among the all-time leaders in all-purpose yards, but he currently ranks fifth in school history with 2,229 career rushing yards.

MIAMI'S CURRENT TOP 10 CAREER RUSHING YARDAGE LEADERS

1.	Ottis Anderson	3,331
2.	Edgerrin James	2,960
3.	James Jackson	2,953
4.	Clinton Portis	2,523
5.	Graig Cooper	2,240
6.	Danyell Ferguson	2,214
7.	Javarri James	2,124
8.	Willis McGahee	2,067
9.	Frank Gore	1,975
10.	Stephen McGuire	1,953

Hurricanes ON PRESEASON LISTS

► Several Hurricanes have been getting some preseason accolades. Here is a look at who on the UM roster has been named to a national preseason watch list:

JACORY HARRIS

Manning Quarterback Award Watch List
 Davey O'Brien Award Watch List

MATT BOSHER

Groza Award Watch List
 Preseason All-ACC Selection
 Lowes Senior CLASS Award Candidate

BRANDON HARRIS

Nagurski Trophy Watch List
 Preseason All-ACC Selection
 Thorpe Award Watch List

LEONARD HANKERSON

Biletnikoff Award Watch List

GRAIG COOPER

Paul Hornung Award Watch List

ALLEN BAILEY

Rotary Lombardi Award Watch List
 Nagurski Trophy Watch List

ORLANDO FRANKLIN

Outland Trophy Watch List

MARCUS FORSTON

Outland Trophy Watch List

COLIN MCCARTHY

Butkus Award Watch List

SEAN SPENCE

Butkus Award Watch List

Hurricanes DOMINATE SUNSHINE STATE IN NEW MILLENIUM

► Miami has won 22-of-26 games against teams from the state of Florida since 2000, including a 9-2 mark outside of Miami. The 'Canes went 4-0 last season against the state, with road wins at FSU, UCF and USF.

► The only four losses against teams from the state of Florida since the turn of the century were season openers against Florida State in 2005 and 2006 and defeats at the hands of Florida and Florida State in 2008.

► Since 1985, the Hurricanes have won 35 of their last 47 games against Sunshine State opponents.

Miami's last 26 games against in-state opponents:

Miami 45, Florida A&M	Sept. 2, 2010	Sun Life Stadium
Miami 31, USF 10	Nov. 28, 2009	Raymond James Stadium
Miami 27, UCF 7	Oct. 17, 2009	Bright House Networks Stadium
Miami 48, Florida A&M 16	Oct. 10, 2009	Land Shark Stadium
Miami 38, Florida State 34	Sept. 7, 2009	Doak Campbell Stadium
Miami 20, UCF 14	Oct. 11, 2008	Dolphin Stadium
Florida State 41, Miami 39	Oct. 4, 2008	Dolphin Stadium
Florida 26, Miami 3	Sept. 6, 2008	Ben Hill Griffin Stadium
Miami 37, Florida State 29	Oct. 20, 2007	Doak Campbell Stadium
Miami 23, Florida International 9	Sept. 15, 2007	Orange Bowl
Miami 35, Florida International 0	Oct. 14, 2006	Orange Bowl
Miami 51, Florida A&M 10	Sept. 9, 2006	Orange Bowl
Florida State 13, Miami 10	Sept. 4, 2006	Orange Bowl
Miami 27, South Florida 7	Oct. 1, 2005	Orange Bowl
Florida State 10, Miami 7	Sept. 5, 2005	Doak Campbell Stadium
Miami 27, Florida 10	Dec. 31, 2004	Georgia Dome
Miami 16, Florida State 10 (OT)	Sept. 10, 2004	Orange Bowl
Miami 16, Florida State 14	Jan. 1, 2004	Pro Player Stadium
Miami 22, Florida State 14	Oct. 11, 2003	Doak Campbell Stadium
Miami 38, Florida 33	Sept. 6, 2003	Orange Bowl
Miami 28, Florida State 27	Oct. 12, 2002	Orange Bowl
Miami 41, Florida 16	Sept. 7, 2002	Ben Hill Griffin Stadium
Miami 63, Florida A&M 17	Aug. 31, 2002	Orange Bowl
Miami 49, Florida State 27	Oct. 13, 2001	Doak Campbell Stadium
Miami 37, Florida 20	Jan. 2, 2001	Louisiana Superdome
Miami 27, Florida State 24	Oct. 7, 2000	Orange Bowl

Miami's SHANNON SIGNS NEW FOUR-YEAR CONTRACT

► University of Miami Director of Athletics Kirby Hocutt announced on May 12 that head football coach Randy Shannon has signed a new four-year contract.

"There's no other place I'd rather be than coaching Hurricanes football. I'm excited about the momentum we continue to build and our strong recruiting classes," said Coach Shannon. "We have dedicated student athletes and experienced and committed coaching staff, a strong athletic program and the University leadership's support -- all important components consistent with long term success."

► Shannon, 44, took over the Hurricanes' program in 2007 and has led Miami to two bowl game appearances in three seasons. After going 5-7 in his first season as a head coach, Shannon led the Hurricanes to a 7-6 record in 2008 with an appearance in the Emerald Bowl. In 2009, the Hurricanes had a breakout season winning three games against Top 25 opponents to start the season enroute to a 9-4 campaign and a third place finish in the Atlantic Coast Conference. Miami ended the season with an appearance in the Champs Sports Bowl.

"We are very proud of the positive steps our football program has taken under the leadership of Coach Shannon," said UM Director of Athletics Kirby Hocutt. "With a commitment to excellence in the classroom, in the community, and in competition, we are well on our way, once again, to the top of the college football world."

► Shannon has also had a tremendous impact on the football program off the field. The program was among those honored by the National Collegiate Athletic Association (NCAA) for its latest Academic Progress Report score (APR) released yesterday. It was recognized as having posted a multi-year APR score in the top 10 percent. Miami was the only Bowl Championship Subdivision (BCS) team among the 26 schools recognized that finished ranked in the final USA Today Coaches Poll and Associated Press poll after the 2009 season. UM and Duke were the only two Atlantic Coast Conference football programs recognized.

Best BEHAVIOR

▶ Through head coach Randy Shannon's first three seasons at the helm of the University of Miami football program, the statistics have shown a drastic change in the Hurricanes' discipline on the field. His first two seasons, the Hurricanes were close to even when it came to penalty differential. The last time the Hurricanes finished the season with fewer penalty yards than their opponents was 1994, when UM was penalized for 775 yards compared to 807 for its opponents.

PENALTY YARDAGE

YEAR	MIAMI	OPPONENTS	+/-
2009	703	581	+122
2008	605	537	+68
2007	622	611	+11
2006	805	507	+298
2005	841	626	+215
2004	736	584	+152
2003	1,027	766	+261
2002	1,055	517	+538
2001	944	687	+257
2000	887	609	+278
1999	783	544	+239
1998	822	670	+152
1997	820	661	+159
1996	675	384	+291
1995	739	722	+17
1994	775	807	-32

Spring GAME RECAP

▶ Travis Benjamin hauled in six catches for 171 yards and a touchdown and quarterbacks Stephen Morris and Spencer Whipple combined for 321 passing yards and three TDs as the Hurricanes defeated Miami, 58-53, in the University of Miami football team's annual spring game Saturday at Traz Powell Stadium in front of an estimated capacity crowd of 10,000.

▶ Team Hurricanes were comprised of the second and third team offenses and the first team, defense while Team Miami was comprised of the first team offense and second and third team defenses. The offenses earned six points for a touchdown, three points for a field goal, one point for an extra point, one point for crossing the 50-yard line and one point for every first down. The defenses earned one point for a three-and-out, two points for an interception, two points for a fumble recovery and six points for a touchdown.

▶ Morris completed 12-of-21 passes for 209 yards, two touchdowns and one interception. Whipple went 7-of-16 for 112 yards and one touchdown. A.J. Highsmith quarterbacked Miami and went 11-of-20 for 131 yards with three touchdowns and two interceptions.

▶ Kendal Thompkins caught a game-high eight passes for 84 yards and one touchdown for the Hurricanes. Leonard Hankerson had three receptions for 61 yards and two touchdowns.

▶ Linebacker Sean Spence led the Hurricanes with eight tackles. Vaughn Telemaque added six tackles for the Hurricanes. Brandon McGee had seven tackles and two pass breakups for Miami while Safety Ray Ray Armstrong intercepted two passes

Gino TORRETTA ENSHRINED IN COLLEGE FOOTBALL HOF

▶ Former University of Miami quarterback Gino Torretta was enshrined into the National Football Foundation (NFF) College Football Hall of Fame in South Bend, Ind. on July 17. Torretta is the sixth Hurricane to be selected for induction, as he joined former student-athletes Bennie Blades, (2006), Don Bosseler (1990) and Ted Hendricks (1987) along with coaches Andy Gustafson (1985) and Jack Harding (1980) in the Hall.

▶ Torretta, along with the 23 other inductees in this year's class, took part in two full days of activities in conjunction with the enshrinement, which was held Saturday night at the Century Center Convention Center.

▶ A key factor in many of Miami's national championship-contending teams, Torretta became one of the most decorated players in college football history, claiming unanimous First Team All-America honors, the Heisman Trophy, Davey O'Brien, Johnny Unitas Golden Arm, Maxwell and Walter Camp awards in 1992.

Hurricane GAMEDAY

▶ A brand new season of Hurricane Gameday kicked off last week on CSS. Hurricane Gameday has moved into a brand new studio with the longtime trio of Joe Zagacki, Don Bailey Jr. and head coach Randy Shannon.

▶ The show has undergone an overhaul, including a brand new set and graphics package... but the biggest change is the Unlimited Access fans will get to the Miami program. Throughout the 2010 season, Hurricane Gameday will run regular "Unlimited Access" features that will take fans behind the scenes with their favorite football team.

▶ In the season-opening show, fans heard Coach Shannon mic'd up at a scrimmage for the very first time. The exclusive access shows Shannon working with his beloved special teams units during the first scrimmage of training camp. We also sent the cameras with the team on a trip to the movies during one of the lighter moments in camp. Throughout the season, Hurricane Gameday will also bring fans exclusive footage in the weight room with Coach Andreu Swasey, in the locker room on gameday and much, much more.

▶ The CSS network covers 6.4 million homes in the Southeast, including Florida markets Miami, Ft. Lauderdale, West Palm Beach, Jacksonville, Sarasota, Tallahassee, Panama City and Lake County. CSS will air Hurricane Gameday on Thursdays and Saturdays throughout the season.

▶ Upcoming show airings are below.

Schedule

Show 1 - Season Preview & FAMU

Thursday, Sept. 2 at 4:30 p.m.

Show 2 - Ohio State Preview

Thursday, Sept. 9 at 5:30 p.m.

Saturday, Sept. 11 at 10:30 a.m.

Show 3 - Pitt Preview

Thursday, Sept. 16 at 5:30 p.m.

Saturday, Sept. 18 at 10:30 a.m.

Thursday, Sept. 23 at 5 p.m.

'Canes AND THE LEAGUE

▶ More than 275 former Hurricanes have gone on to play in the NFL.

▶ 33 Hurricanes have been a part of a Super Bowl winning team and a total of 67 former Canes have played in a Super Bowl.

▶ Three Hurricanes - Jonathan Vilma, Jeremy Shockey and Glenn Sharpe -- were members of the Super Bowl XLIV Champion New Orleans Saints this past season.

▶ 43 former Hurricanes are currently on NFL rosters as of September 6, 2010.

ARIZONA CARDINALS

Calais Campbell DL

ATLANTA FALCONS

Spencer Adkins LB

BUFFALO BILLS

Roscoe Parrish WR

BALTIMORE RAVENS

Tavares Gooden LB
Ray Lewis LB
Willis McGahee RB
Ed Reed S

CAROLINA PANTHERS

Jon Beason LB

CHICAGO BEARS

Devin Hester WR/PR
Greg Olsen TE

DALLAS COWBOYS

Leon Williams LB

DENVER BRONCOS

D.J. Williams LB

DETROIT LIONS

Jason Fox OT
Randy Phillips S

GREEN BAY PACKERS

Sam Shields CB

HOUSTON TEXANS

Rashad Butler OL
Andre Johnson WR
Chris Myers OL
Darryl Sharpton LB
Eric Winston OL

INDIANAPOLIS COLTS

Reggie Wayne WR

KANSAS CITY CHIEFS

Tervaris Johnson RB

MIAMI DOLPHINS

Vernon Carey OL

MINNESOTA VIKINGS

Bryant McKinnie OL

NEW ENGLAND PATRIOTS

Brandon Meriweather S
Vince Wilfork DL

NEW ORLEANS SAINTS

Jimmy Graham TE
Jeremy Shockey TE
Jonathan Vilma LB

NEW YORK GIANTS

Bruce Johnson DB
Sinorice Moss WR
Kenny Phillips S
Antrel Rolle DB

PHILADELPHIA EAGLES

Antonio Dixon DL
Eric Moncur DE

SAN FRANCISCO 49ERS

Frank Gore RB

SEATTLE SEAHAWKS

Kelly Jennings DB

TAMPA BAY BUCCANEERS

Kellen Winslow TE

TENNESSEE TITANS

Kareem Brown DL

WASHINGTON REDSKINS

Phillip Buchanon CB
Rocky McIntosh LB
Santana Moss WR
Clinton Portis RB

'Canes IN THE PRO BOWL

▶ Seven former University of Miami football players were named to the 2010 NFL Pro Bowl, easily the highest representation for any school in the nation. The list included:

CB	Antrel Rolle	Arizona Cardinals
WR	Andre Johnson	Houston Texans
WR	Reggie Wayne	Indianapolis Colts
RB	Clinton Portis	Washington Redskins
LB	Ray Lewis	Baltimore Ravens
LB	Jon Beason	Carolina Panthers
S	Ed Reed	Baltimore Ravens
RB	Frank Gore	San Francisco 49ers
S	Brandon Meriweather	New England Patriots
DT	Vince Wilfork	New England Patriots
OT	Bryant McKinnie	Minnesota Vikings

'Canes IN THE NFL 2009 TOP PERFORMERS

ANDRE JOHNSON - HOUSTON TEXANS WR

Finished with 101 catches, nine touchdowns and an NFL-high 1,569 receiving yards

JON BEASON - CAROLINA PANTHERS LB

Ranked 4th in the NFL with 141 tackles; Recorded three INTs for the second straight year

REGGIE WAYNE - INDIANAPOLIS COLTS WR

Tied for fifth in the NFL with 1,264 receiving yards; Had 100 catches and 10 touchdowns

RAY LEWIS - BALTIMORE RAVENS LB

Tallied 134 tackles (sixth in the NFL), three sacks and two forced fumbles

FRANK GORE - SAN FRANCISCO 49ERS RB

Recorded 1,120 rushing yards, 406 receiving yards and 13 total touchdowns

D.J. WILLIAMS - DENVER BRONCOS LB

Recorded 122 tackles (12th in the NFL), 3.5 sacks and three forced fumbles

JONATHAN VILMA - NEW ORLEANS SAINTS LB

Finished the regular season with 110 tackles; Member of the Super Bowl Champion Saints

BRANDON MERIWEATHER - NEW ENGLAND PATRIOTS SS

Tied for 12th in the league with five INTs; Also had 83 tackles and two forced fumbles

WILLIS MCGAHEE - BALTIMORE RAVENS RB

Scored 14 total touchdowns (12 rush, 2 rec.); Averaged a career-best 5.0 yards per carry

KELLEN WINSLOW - TAMPA BAY BUCCANEERS TE

Caught 77 balls for 884 yards and a career-high tying five touchdowns

SANTANA MOSS - WASHINGTON REDSKINS WR

Finished the year with 70 catches for 902 yards and three touchdowns

VINCE WILFORK - NEW ENGLAND PATRIOTS DT

Force in the middle of the Pats D-Line recorded 43 tackles; forced a fumble in 13 games

CALAIS CAMPBELL - ARIZONA CARDINALS DE

Had a break-out season in his second year, recording 48 tackles and 7.0 sacks

BRYANT MCKINNIE - MINNESOTA VIKINGS LT

Started all 16 games and anchored an offensive line that protected a Top 5 offense

ANTREL ROLLE - ARIZONA CARDINALS FS

Had four interceptions, 1.5 sacks and 72 tackles (61 solo)

ROCKY MCINTOSH - WASHINGTON REDSKINS LB

Tallied a career-high 94 tackles to go along with two interceptions and two forced fumbles

GREG OLSEN - CHICAGO BEARS TE

Set new career-highs for starts (15), catches (60), receiving yards (612) and TDs (8)

DEVIN HESTER - CHICAGO BEARS WR

Set new career-highs for games started (12), receptions (57) and receiving yards (757)

ED REED - BALTIMORE RAVENS FS

Finished with 50 tackles, three INTs and three forced fumbles

JEREMY SHOCKEY - NEW ORLEANS SAINTS TE

Tallied 569 receiving yards and three touchdowns in 13 games

2010 ALPHABETICAL ROSTER

No.	Name	Class	Pos.	Ht.	Wt.	Hometown/High School/College
26	Ray-Ray Armstrong	Soph.	DB	6-4	215	Sanford, Fla./Seminole HS
57	Allen Bailey	Sr.	DL	6-4	285	Sapelo, Ga./McIntosh County Academy
73	Jermaine Barton	Fr.	OL	6-7	283	Fort Lauderdale, Fla./St. Thomas Aquinas HS
3	Travis Benjamin	Jr.	WR	5-11	176	Belle Glade, Fla./Glades Central HS
20	Damien Berry	Sr.	RB	6-0	215	Belle Glade, Fla./Glades Central HS
25	Matt Boshier	Sr.	P/PK	6-0	205	Jupiter, Fla./Jupiter HS
76	Jeffrey Brown	Fr.	DL	6-3	275	Evanston, Ill./Evanston HS
45	Ramon Buchanan	Jr.	LB	6-1	220	Melbourne, Fla./Palm Bay HS
79	Malcolm Bunche	Fr.	OL	6-7	328	Newark, Del./Milford (N.Y.)/Newark HS
47	LaRon Byrd	Jr.	WR	6-4	215	Hahnville, La./Hahnville HS
94	Kelvin Cain	Fr.	LB	6-3	226	Clovis, Calif./Buchanan HS
43	John Calhoun	Jr.	FB	6-3	255	Micco, Fla./Sebastian River HS
37	Jared Campbell	Sr.	DB	6-0	205	Aurora, Colo./Overland HS
32	Lee Chambers	Jr.	DB	5-10	195	Coffeeville, Miss./Coffeeville HS
23	Eduardo Clements	Fr.	RB	5-9	190	Miami, Fla./Booker T. Washington HS
82	Asante Cleveland	Fr.	TE	6-5	245	Sacramento, Calif./Christian Brothers HS
2	Graig Cooper	Sr.	RB	6-0	205	Memphis, Tenn./Melrose/Milford Prep
39	Tyrone Cornileus	Fr.	LB	6-2	195	Stone Mountain, Ga./Stephenson HS
18	Devont'a Davis	Fr.	DB	6-1	175	Gainesville, Fla./Gainesville HS
49	Dyron Dye	R-Fr.	DL	6-5	255	Sanford, Fla./Seminole HS
70	Jonathan Feliciano	Fr.	OL	6-5	330	Davie, Fla./Western HS
61	Joel Figueroa	Sr.	OL	6-6	323	Miami, Fla./North Miami HS
9	Chase Ford	Jr.	TE	6-6	245	Corrigan, Texas/Kilgore JC/Corrigan-Camden
99	Marcus Forston	Soph.	DL	6-3	305	Miami, Fla./Northwestern HS
74	Orlando Franklin	Sr.	OL	6-7	312	Delray Beach, Fla./Atlantic HS
58	Jordan Futch	Jr.	LB	6-3	240	Hollywood, Fla./Chaminade Madonna College Prep
59	James Gaines	Fr.	LB	6-3	205	Getzville, N.Y./Canisius HS
69	Sean Goldstein	Soph.	LB	6-0	225	Dresher, Pa./Chestnut Hill Academy
84	Richard Gordon	Sr.	TE	6-4	265	Miami, Fla./Norland/Milford Prep (N.Y.)
51	Shayon Green	R-Fr.	LB	6-3	230	Tifton, Ga./Tifton County HS
66	Harland Gunn	Jr.	OL	6-2	315	Omaha, Neb./Central HS
33	Maurice Hagens	Fr.	RB	5-11	232	Riverview, Fla./Tampa Bay Tech HS
19	Darion Hall	Fr.	RB	5-11	190	Naples, Fla./Lely HS
85	Leonard Hankerson	Sr.	WR	6-3	205	Fort Lauderdale, Fla./St. Thomas Aquinas HS
1	Brandon Harris	Jr.	DB	5-11	195	Miami, Fla./Booker T. Washington HS
12	Jacory Harris	Jr.	QB	6-4	200	Miami, Fla./Northwestern HS
77	Seantrel Henderson	Fr.	OL	6-8	355	St. Paul, Minn./Cretin-Hall Derham HS
11	Alonzo Highsmith	Soph.	QB	6-0	195	Missouri City, Texas/Hightower HS
13	Ryan Hill	Sr.	DB	6-0	205	Tallahassee, Fla./Rickards HS
30	Patrick Hill	Sr.	FB	5-9	255	Torrance, Calif./Fairfax HS (Calif.)/El Camino
63	Tyler Horn	Jr.	OL	6-4	295	Memphis, Tenn./University HS
92	Josh Holmes	Sr.	DL	6-0	280	San Diego, Calif./Point Loma HS
34	C.J. Holton	Soph.	LB	6-1	230	Crawfordville, Fla./Wakulla HS
80	Allen Hurns	Fr.	WR	6-3	180	Miami, Fla./Carol City HS
60	Chris Ivory	Jr.	LS	6-2	228	Bellevue, Fla./Bellevue HS
5	Mike James	Soph.	RB	6-0	217	Haines City, Fla./Ridge Community HS
4	Aldarius Johnson	Jr.	WR	6-3	200	Miami, Fla./Northwestern HS
81	Davon Johnson	Soph.	WR	6-0	185	Miami, Fla./Booker T. Washington HS
78	Jermaine Johnson	R-Fr.	OL	6-6	330	Fort Lauderdale, Fla./Hargrave Military Academy

No.	Name	Class	Pos.	Ht.	Wt.	Hometown/High School/College
24	Storm Johnson	Fr.	RB	6-0	218	Loganville, Ga./Loganville HS
55	Ben Jones	Soph.	OL	6-5	300	Miami, Fla./Northwestern HS
98	Jeremy Lewis	Jr.	DL	6-4	310	West Palm Beach, Fla./Palm Beach Lakes
65	Brandon Linder	Fr.	OL	6-6	300	Southwest Ranches, Fla./St. Thomas Aquinas
44	Colin McCarthy	Sr.	LB	6-2	240	Birdsboro, Pa./Clearwater (Fla.) Central Catholic
62	Shane McDermott	Fr.	OL	6-4	280	Lake Worth, Fla./Palm Beach Central HS
21	Brandon McGee	Soph.	DB	6-0	180	Plantation, Fla./Plantation HS
6	Lamar Miller	R-Fr.	RB	5-11	210	Miami, Fla./Killian HS
17	Stephen Morris	Fr.	QB	6-2	183	Miami, Fla./Monsignor Pace HS
38	Cory Nelms	Sr.	DB	6-0	195	Neptune, N.J./Neptune HS
52	Kevin Nelson	Fr.	LB	6-0	213	Gainesville, Fla./Gainesville HS
29	JoJo Nicolas	Jr.	DB	6-1	205	Homestead, Fla./Homestead Senior HS
97	Adewale Ojomo	Jr.	DL	6-4	260	Hialeah, Fla./Hialeah HS
53	Levi Paalua	Soph.	LB	6-2	225	Laie, Hawaii/Kahuku HS
27	Keion Payne	Fr.	DB	5-10	177	Fort Lauderdale, Fla./St. Thomas Aquinas HS
96	Curtis Porter	Soph.	DL	6-1	315	Charlotte, N.C./Victory Christian HS
54	Micanor Regis	Jr.	DL	6-3	305	Pahokee, Fla./Pahokee HS
15	Jamal Reid	R-Fr.	DB	6-1	190	Mayo, Fla./Lafayette HS
36	Kylan Robinson	Sr.	LB	6-1	235	Anchorage, Alaska/Tampa Chamberlain HS
93	Luther Robinson	R-Fr.	DL	6-3	295	Fort Pierce, Fla./Westwood HS
56	Marcus Robinson	Jr.	DL	6-1	240	Homestead, Fla./Homestead HS
22	Kacy Rodgers	Fr.	DB	6-2	195	Southlake, Texas/Southlake Carroll HS
88	Billy Sanders	R-Fr.	TE	6-4	248	Phoenix, Ariz./Brophy College Prep
48	Andrew Smith	Jr.	DL	6-3	245	Coconut Creek, Fla./Monarch HS
31	Sean Spence	Jr.	LB	6-0	220	Miami, Fla./Northwestern HS
86	Tommy Streeter	Soph.	WR	6-5	210	Miami, Fla./Northwestern HS
87	Andrew Tallman	Fr.	TE	6-5	245	Carthage, N.Y./Boston College HS
7	Vaughn Telemaque	Soph.	DB	6-2	207	Long Beach, Calif./Long Beach Poly HS
83	Kendal Thompkins	Soph.	WR	5-10	182	Miami, Fla./Northwestern HS
8	DeMarcus Van Dyke	Sr.	DB	6-1	185	Miami, Fla./Pace HS
35	Olivier Vernon	Soph.	DL	6-4	250	Miami, Fla./American HS
46	Clive Walford	Fr.	TE	6-5	235	Belle Glade, Fla./Glades Central HS
72	Brandon Washington	Soph.	OL	6-4	330	Miami, Fla./Milford (N.Y.) Academy
75	Jared Wheeler	R-Fr.	OL	6-5	315	Miami, Fla./American Heritage HS
16	Spencer Whipple	Jr.	QB	6-2	210	Miami, Fla./Pine Richland (Pa.) HS/UMass
71	Cory White	R-Fr.	OL	6-6	270	Orange Park, Fla./Fleming Island HS
40	Jake Wieclaw	Soph.	K	6-2	200	New Lenox, Ill./Lincoln Way Central HS
41	Travis Williams	Fr.	LB	6-3	202	Norfolk, Va./Lake Taylor HS

Additional Walk-Ons

Latwan Anderson	Fr.	DB	5-10	170	Cleveland, Ohio/Glenville Academy
Ben Bruneau	Soph.	WR	6-2	210	Opa-Locka, Fla./UCLA/Monsignor Pace HS
Akil Craig	Soph.	LB	6-1	200	Tampa, Fla./Jesuit HS
Cameron Dean	Fr.	K/P	6-3	245	Gulfstream, Fla./Saint Andrew's School
Nathan Gholston	Soph.	DB	5-7	180	Westland, Mich./Plymouth HS
Ben Hopfinger	Fr.	K	6-0	188	Plantation, Fla./St. Thomas Aquinas HS
Erik Lichter	Soph.	LB	6-0	225	Coconut Grove, Fla./Northeastern/Gulliver Prep
Eduardo Lopez	Fr.	OL	6-1	315	Miami, Fla./Southwest Miami HS
Shawn O'Dare	Soph.	WR	5-10	185	Vero Beach, Fla./Vero Beach HS
David Thompson	R-Fr.	FB	5-10	250	Miami, Fla./Coral Reef HS

PRONUNCIATION GUIDE

Matt Boshier	BOSH-er
Ben Bruneau	Broo-NO
Ramon Buchanan	ray-mon
LaRon Byrd	luh-RON
Jared Campbell	JAIR-ed
Asante Cleveland	AH-sohn-tay
Graig Cooper	GREG
Akil Craig	A-KEEL
Devont'a Davis	dah-VON-tay
Dyron Dye	DYE-ron
Jonathan Feliciano	FAH-lee-see-ah-no
Joel Figueroa	Jo-el fig-er-OH-uh

Shayon Green	SHAY-on
Davon Johnson	duh-VON
Erik Lichter	LICK-ter
JoJo Nicholas	NICK-o-less
Adewale Ojomo	ad-uh-WALL-ee o-JO-mo
Levi Paalua	PAH-ah-lu-ah
Keion Payne	KEY-ahn
Micanor Regis	muh-connor REE-gis
Kylan Robinson	KIE-lin
Vaughn Telemaque	TELL-uh-mack
Olivier Vernon	OH-liv-ee-ay
Jake Wieclaw	WHY-claw

2010 NUMERICAL ROSTER

No.	Name	Class	Pos.	Ht.	Wt.	Hometown/High School/College
1	Brandon Harris	Jr.	DB	5-11	195	Miami, Fla./Booker T. Washington HS
2	Graig Cooper	Sr.	RB	6-0	205	Memphis, Tenn./Melrose HS/Milford Prep
3	Travis Benjamin	Jr.	WR	5-11	176	Belle Glade, Fla./Glades Central HS
4	Aldarius Johnson	Jr.	WR	6-3	200	Miami, Fla./Northwestern HS
5	Mike James	Soph.	RB	6-0	217	Haines City, Fla./Ridge Community HS
6	Lamar Miller	R-Fr.	RB	5-11	210	Miami, Fla./Killian HS
7	Vaughn Telemaque	Soph.	DB	6-2	207	Long Beach, Calif./Long Beach Poly HS
8	DeMarcus Van Dyke	Sr.	DB	6-1	185	Miami, Fla./Pace HS
9	Chase Ford	Jr.	TE	6-6	245	Corrigan, Texas/Kilgore JC/
11	Alonzo Highsmith	Soph.	QB	6-0	195	Missouri City, Texas/Hightower HS
12	Jacory Harris	Jr.	QB	6-4	200	Miami, Fla./Northwestern HS
13	Ryan Hill	Sr.	DB	6-0	205	Tallahassee, Fla./Rickards HS
15	Jamal Reid	R-Fr.	DB	6-1	190	Mayo, Fla./Lafayette HS
16	Spencer Whipple	Jr.	QB	6-2	210	Miami, Fla./Pine Richland (Pa.) HS/UMass
17	Stephen Morris	Fr.	QB	6-2	183	Miami, Fla./Monsignor Pace HS
18	Devont'a Davis	Fr.	DB	6-1	175	Gainesville, Fla./Gainesville HS
19	Darion Hall	Fr.	RB	5-11	190	Naples, Fla./Lely HS
20	Damien Berry	Sr.	RB	6-0	215	Belle Glade, Fla./Glades Central HS
21	Brandon McGee	Soph.	DB	6-0	180	Plantation, Fla./Plantation HS
22	Kacy Rodgers	Fr.	DB	6-2	195	Southlake, Texas/Southlake Carroll HS
23	Eduardo Clements	Fr.	RB	5-9	190	Miami, Fla./Booker T. Washington HS
24	Storm Johnson	Fr.	RB	6-0	218	Loganville, Ga./Loganville HS
25	Matt Boshier	Sr.	P/PK	6-0	205	Jupiter, Fla./Jupiter HS
26	Ray-Ray Armstrong	Soph.	DB	6-4	215	Sanford, Fla./Seminole HS
27	Keion Payne	Fr.	DB	5-10	177	Fort Lauderdale, Fla./St. Thomas Aquinas
29	JoJo Nicolas	Jr.	DB	6-1	205	Homestead, Fla./Homestead Senior HS
30	Patrick Hill	Sr.	FB	5-9	255	Torrance, Calif./Fairfax HS (Calif.)/El Camino C.C.
31	Sean Spence	Jr.	LB	6-0	220	Miami, Fla./Northwestern HS
32	Lee Chambers	Jr.	RB	5-10	195	Coffeeville, Miss./Coffeeville HS
33	Maurice Hagens	Fr.	RB	5-11	232	Riverview, Fla./Tampa Bay Tech HS
34	C.J. Holton	Soph.	LB	6-1	230	Crawfordville, Fla./Wakulla HS
35	Olivier Vernon	Soph.	DL	6-4	250	Miami, Fla./American HS
36	Kylan Robinson	Sr.	LB	6-1	235	Anchorage, Alaska/Tampa Chamberlain HS
37	Jared Campbell	Sr.	DB	6-0	205	Aurora, Colo./Overland HS
38	Cory Nelms	Sr.	DB	6-0	195	Neptune, N.J./Neptune HS
39	Tyrone Cornileus	Fr.	LB	6-2	195	Stone Mountain, Ga./Stephenson HS
40	Jake Wieclaw	Soph.	K	6-2	200	New Lenox, Ill./Lincoln Way Central HS
43	John Calhoun	Jr.	FB	6-3	255	Micco, Fla./Sebastian River HS
44	Colin McCarthy	Sr.	LB	6-2	240	Birdsboro, Pa./Clearwater (Fla.) Central Catholic
45	Ramon Buchanan	Jr.	LB	6-1	220	Melbourne, Fla./Palm Bay HS
46	Clive Walford	Fr.	TE	6-5	235	Belle Glade, Fla./Glades Central HS
47	LaRon Byrd	Jr.	WR	6-4	215	Hahnville, La./Hahnville HS
48	Andrew Smith	Jr.	DL	6-3	245	Coconut Creek, Fla./Monarch HS
49	Dyron Dye	R-Fr.	DL	6-5	255	Sanford, Fla./Seminole HS
51	Shayon Green	R-Fr.	LB	6-3	230	Tifton, Ga./Tifton County HS
52	Kevin Nelson	Fr.	LB	6-0	213	Gainesville, Fla./Gainesville HS
53	Levi Paalua	Soph.	LB	6-2	225	Laie, Hawaii/Kahuku HS
54	Micanor Regis	Jr.	DL	6-3	305	Pahokee, Fla./Pahokee HS
55	Ben Jones	Soph.	OL	6-5	300	Miami, Fla./Northwestern HS
56	Marcus Robinson	Jr.	DL	6-1	240	Homestead, Fla./Homestead HS

No.	Name	Class	Pos.	Ht.	Wt.	Hometown/High School/College
57	Allen Bailey	Sr.	DL	6-4	285	Sapelo, Ga./McIntosh County Academy
58	Jordan Futch	Jr.	LB	6-3	240	Hollywood, Fla./Chaminade Madonna
59	James Gaines	Fr.	LB	6-3	205	Getzville, N.Y./Canisius HS
60	Chris Ivory	Jr.	LS	6-2	228	Bellevue, Fla./Bellevue HS
61	Joel Figueroa	Sr.	OL	6-6	323	Miami, Fla./North Miami HS
62	Shane McDermott	Fr.	OL	6-4	280	Lake Worth, Fla./Palm Beach Central HS
63	Tyler Horn	Jr.	OL	6-4	295	Memphis, Tenn./University HS
65	Brandon Linder	Fr.	OL	6-6	300	Southwest Ranches, Fla./St. Thomas Aquinas
66	Harland Gunn	Jr.	OL	6-2	315	Omaha, Neb./Central HS
69	Sean Goldstein	Soph.	LB	6-0	225	Dresher, Pa./Chestnut Hill Academy
70	Jonathan Feliciano	Fr.	OL	6-5	330	Davie, Fla./Western HS
71	Cory White	R-Fr.	OL	6-6	270	Orange Park, Fla./Fleming Island HS
72	Brandon Washington	Soph.	OL	6-4	330	Miami, Fla./Milford (N.Y.) Academy
73	Jermaine Barton	Fr.	OL	6-7	283	Fort Lauderdale, Fla./St. Thomas Aquinas
74	Orlando Franklin	Sr.	OL	6-7	312	Delray Beach, Fla./Atlantic HS
75	Jared Wheeler	R-Fr.	OL	6-5	315	Miami, Fla./American Heritage HS
76	Jeffrey Brown	Fr.	DL	6-3	275	Evanston, Ill./Evanston HS
77	Seantrel Henderson	Fr.	OL	6-8	355	St. Paul, Minn./Cretin-Hall Derham HS
78	Jermaine Johnson	R-Fr.	OL	6-6	330	Fort Lauderdale, Fla./Hargrave Military
79	Malcolm Bunche	Fr.	OL	6-7	328	Newark, Del./Milford (N.Y.)/Newark HS
80	Allen Hurns	Fr.	WR	6-3	180	Miami, Fla./Carol City HS
81	Davon Johnson	Soph.	WR	6-0	185	Miami, Fla./Booker T. Washington HS
82	Asante Cleveland	Fr.	TE	6-5	245	Sacramento, Calif./Christian Brothers HS
83	Kendal Thompkins	Soph.	WR	5-10	182	Miami, Fla./Northwestern HS
84	Richard Gordon	Sr.	TE	6-4	265	Miami, Fla./Norland/Milford Prep (N.Y.)
85	Leonard Hankerson	Sr.	WR	6-3	205	Fort Lauderdale, Fla./St. Thomas Aquinas
86	Tommy Streeeter	Soph.	WR	6-5	210	Miami, Fla./Northwestern HS
87	Andrew Tallman	Fr.	TE	6-5	245	Carthage, N.Y./Boston College HS
88	Billy Sanders	R-Fr.	TE	6-4	248	Phoenix, Ariz./Brophy College Preparatory
91	Travis Williams	Fr.	LB	6-3	202	Norfolk, Va./Lake Taylor HS
92	Josh Holmes	Sr.	DL	6-0	280	San Diego, Calif./Point Loma HS
93	Luther Robinson	R-Fr.	DL	6-3	295	Fort Pierce, Fla./Westwood HS
94	Kelvin Cain	Fr.	LB	6-3	226	Clovis, Calif./Buchanan HS
95	David Perry	Fr.	DL	6-7	230	Pembroke Pines, Fla./University School
96	Curtis Porter	Soph.	DL	6-1	315	Charlotte, N.C./Victory Christian HS
97	Adewale Ojomo	Jr.	DL	6-4	260	Hialeah, Fla./Hialeah HS
98	Jeremy Lewis	Jr.	DL	6-4	310	West Palm Beach, Fla./Palm Beach Lakes
99	Marcus Forston	Soph.	DL	6-3	305	Miami, Fla./Northwestern HS

Additional Walk-Ons

Latwan Anderson	Fr.	DB	5-10	170	Cleveland, Ohio/Glenville Academy
Ben Bruneau	Soph.	WR	6-2	210	Opa-Locka, Fla./UCLA/Monsignor Pace HS
Akil Craig	Soph.	LB	6-1	200	Tampa, Fla./Jesuit HS
Cameron Dean	Fr.	K/P	6-3	245	Gulfstream, Fla./Saint Andrew's School
Nathan Gholston	Soph.	DB	5-7	180	Westland, Mich./Plymouth HS
Ben Hopfinger	Fr.	K	6-0	188	Plantation, Fla./St. Thomas Aquinas HS
Erik Lichter	Soph.	LB	6-0	225	Coconut Grove, Fla./Northeastern/Gulliver Prep
Eduardo Lopez	Fr.	OL	6-1	315	Miami, Fla./Southwest Miami HS
Shawn O'Dare	Soph.	WR	5-10	185	Vero Beach, Fla./Vero Beach HS
David Thompson	R-Fr.	FB	5-10	250	Miami, Fla./Coral Reef HS

DEPTH CHART

OFFENSE

WR	3	Travis Benjamin (5-11, 176, Jr.)
	<i>or</i> 47	LaRon Byrd (6-4, 215, Jr.)
LT	74	Orlando Franklin (6-7, 312, Sr.)
	55	Ben Jones (6-5, 300, Soph.)
	71	Cory White (6-6, 270, R-Fr.)
LG	66	Harland Gunn (6-2, 315, Jr.)
	75	Jared Wheeler (6-5, 315, R-Fr.)
C	63	Tyler Horn (6-4, 295, Jr.)
	65	Brandon Linder (6-6, 300, Fr.)
RG	72	Brandon Washington (6-4, 330, Soph.)
	79	Malcolm Bunche (6-7, 328, Fr.)
RT	61	Joel Figueroa (6-6, 323, Sr.)
	78	Jermaine Johnson (6-6, 330, R-Fr.)
	77	Seanrel Henderson (6-8, 355, Fr.)
TE	84	Richard Gordon (6-4, 265, Sr.)
	9	Chase Ford (6-6, 245, Jr.)
	82	Asante Cleveland (6-5, 245, Fr.)
	88	Billy Sanders (6-4, 248, R-Fr.)
WR	85	Leonard Hankerson (6-3, 205, Sr.)
	<i>or</i> 4	Aldarius Johnson (6-3, 200, Jr.)
QB	12	Jacory Harris (6-4, 200, Jr.)
	11	Alonzo Highsmith (6-0, 195, Soph.)
	16	Spencer Whipple (6-2, 210, Jr.)
HB	20	Damien Berry (6-0, 215, Sr.)
	5	Mike James (6-0, 217, Soph.)
FB	30	Patrick Hill (5-9, 255, Sr.)
	33	Maurice Hagens (5-11, 232, Fr.)

DEFENSE

LE	57	Allen Bailey (6-4, 285, Sr.)
	56	Marcus Robinson (6-1, 240, Jr.)
	49	Dyron Dye (6-5, 255, R-Fr.)
LT	92	Josh Holmes (6-0, 280, Sr.)
	99	Marcus Forston (6-3, 305, R-Soph.)
	98	Jeremy Lewis (6-4, 310, Jr.)
RT	54	Micanor Regis (6-3, 305, Jr.)
	93	Luther Robinson (6-3, 295, R-Fr.)
	96	Curtis Porter (6-1, 315, Soph.)
RE	35	Olivier Vernon (6-4, 250, Soph.)
	<i>or</i> 97	Adewale Ojomo (6-4, 260, Jr.)
	<i>or</i> 48	Andrew Smith (6-3, 245, Jr.)
SLB	36	Kylan Robinson (6-1, 235, Sr.)
	<i>or</i> 45	Ramon Buchanan (6-1, 220, Jr.)
MLB	44	Colin McCarthy (6-2, 240, Sr.)
	94	Kelvin Cain (6-3, 226, Fr.)
WLB	31	Sean Spence (6-0, 220, Jr.)
	59	James Gaines (6-3, 205, Fr.)
	<i>or</i> 58	Jordan Futch (6-3, 240, Jr.)
LCB	8	DeMarcus Van Dyke (6-1, 185, Sr.)
	13	Ryan Hill (6-0, 205, Sr.)
RCB	1	Brandon Harris (5-11, 195, Jr.)
	21	Brandon McGee (6-0, 180, Soph.)
SS	26	Ray Armstrong (6-4, 215, Soph.)
	29	JoJo Nicolas (6-1, 205, R-Jr.)
FS	7	Vaughn Telemaque (6-2, 207, Soph.)
	22	Kacy Rodgers (6-2, 195, Fr.)
	<i>or</i> 37	Jared Campbell (6-0, 205, Sr.)

SPECIAL TEAMS

PK	25	Matt Boshier (6-0, 205, Sr.)
	40	Jake Wieclaw (6-2, 198, Soph.)
KO	25	Matt Boshier (6-0, 205, Sr.)
	40	Jake Wieclaw (6-2, 198, Soph.)
P	25	Matt Boshier (6-0, 205, Sr.)
	40	Jake Wieclaw (6-2, 198, Soph.)
H	16	Spencer Whipple (6-2, 210, Jr.)
LS	60	Chris Ivory (6-2, 227, Jr.)
	88	Billy Sanders (6-4, 248, R-Fr.)

PR	2	Graig Cooper (6-0, 205, Sr.)
	3	Travis Benjamin (5-11, 176, Jr.)
	6	Lamar Miller (6-0, 217, Soph.)
KOR	6	Lamar Miller (6-0, 217, Soph.)
	23	Eduardo Clements (5-9, 190, Fr.)
KOR	5	Mike James (6-0, 217, Soph.)
	1	Brandon Harris (5-11, 195, Jr.)

LAST TIME IT HAPPENED

Kickoff Return For TD	By Hurricane: Devin Hester at North Carolina State, 10/23/04, 100 yards, UM 45-31
	By Opponent: C.J. Spiller, Clemson, 10/24/09, 90 yards, Clemson 40-37 (OT)
Punt Return For TD	By Hurricane: Thearon Collier vs. Virginia, 11/07/09, 60 yards, UM 52-17
	By Opponent: Ricky Hall, Virginia Tech, 11/13/99, 64 yards, VT 43-10
Blocked Punt Return For TD	By Hurricane: Quadtrine Hill vs. North Carolina, 10/29/05, recovered in end zone, blocked by Quadtrine Hill, UM 34-16
	By Opponent: Bill Schautz, Virginia, 11/07/09, 20 yard return, blocked by Trey Womack, UM 52-17
Interception Return For TD	By Hurricane: Darryl Sharpton vs. Duke, 11/21/09, 73 yards, UM 34-16
	By Opponent: Kendric Burney, North Carolina, 11/14/09, 77 yards, UNC 33-24
Fumble Return For TD	By Hurricane: Marcus Robinson vs. Clemson, 9/20/08, 10/24/09, 53 yards, Clemson 40-37 OT
	By Opponent: Chris Cook, Virginia, 11/10/07, 44 yards, VA 48-0
Safety Recorded	By Hurricanes: vs. Georgia Tech, 9/17/09, Bad snap, Chandler Anderson kicks ball out of end zone, UM 33-17
	By Opponent: at Florida, 9/6/08, Matt Boshier punt blocked out of the endzone, UF 26-3
Shutout at Home	By Hurricanes: vs. Florida A&M, 9/2/10, UM 45-0
	By Opponent: vs. Virginia, 11/10/07, VA 48-0
Shutout On Road	By Hurricanes: at Syracuse, 11/18/00, UM 26-0
	By Opponent: at Florida State, 10/4/97, FSU 47-0
Blocked Punt	By Hurricane: Richard Gordon vs. UCF, 10/11/08, UM 20-14
	By Opponent: Trey Womack, Virginia, 11/08/09, UM 52-17
Blocked Field Goal	By Hurricane: Thomas Carroll vs. Florida, 12/31/04, UM 27-10
	By Opponent: Duane Brown, Virginia Tech, blocked 52-yard attempt, 11/4/06, VT 17-10
Missed Extra Point	By Hurricanes: Francesco Zampogna at North Carolina, 10/6/07, NC 33-27
	By Opponent: Dustin Hopkins, FSU, 9/7/09, UM 38-34
100-Yard Rushing-Game	By Hurricane: Graig Cooper vs. Virginia, 152 yards, 18 carries, 11/07/09, UM 52-17
	By Opponent: Ryan Williams, Virginia Tech, 150 yards, 34 carries, 9/26/09, VT 31-7
200-Yard Rushing-Game	By Hurricane: Willis McGahee vs. Virginia Tech, 205 yards, 39 carries, 12/7/02, UM 56-45
	By Opponent: Tashard Choice, Georgia Tech, 204 yards, 37 carries, 10/13/07, GT 17-14
300-Yard Passing-Game	By Hurricane: Jacory Harris vs. Duke, 348 yards, 11/21/09, 25 of 43, UM 34-16
	By Opponent: Riley Skinner, Wake Forest, 10/31/09, 349 yards, 29 of 43, UM 28-27
400-Yard Passing-Game	By Hurricane: Ken Dorsey at West Virginia, 10/26/02, 422 yards, 22 of 36, UM 40-23
	By Opponent: Luke McCown, Louisiana Tech, 10/28/00, 418 yards, 42 of 72, UM 42-31
500-Yard Passing-Game	By Hurricane: None
	By Opponent: Cade McNown, UCLA, 12/5/98, 513 yards, 26 of 35, UM 49-45
100-199 Yard Receiving-Game	By Hurricane: Leonard Hankerson vs. Florida A&M, 9/2/10, 115 yards, 6 receptions, UM 45-0
	By Opponent: C.J. Spiller, Clemson, 10/24/09, 104 yards, 6 receptions, Clemson 40-37 OT
200+Yard Receiving-Game	By Hurricane: Wesley Carroll vs. California, 9/15/90, 208 yards, 11 receptions, UM 52-24
	By Opponent: Gerard Phelan, Boston College, 11/23/84, 226 yards, 11 receptions, BC 47-45
60-69 Yard Punt	By Hurricane: Matt Boshier at Florida, 9/6/08, 61 yards, UF 26-3
	By Opponent: Durant Brooks, Georgia Tech, 10/28/06, 63 yards, GT 30-23
70+Yard Punt	By Hurricane: Matt Boshier at Duke, 10/18/08, 76 yards, UM 49-31
	By Opponent: Ben Arndt, Georgia Tech, 11/19/05, 78 yards, GT 14-10
50+Yard Field Goal	By Hurricane: Matt Boshier vs. Clemson, 10/24/09, 51 yards, Clemson 40-37 OT
	By Opponent: Dustin Hopkins, Florida State, 9/7/09, 52 yards, FSU 38-34
Four Field Goals-Game	By Hurricane: Jon Peattie vs. West Virginia, 10/2/03, (22, 32, 43, 30, 23), UM 22-20
	By Opponent: Casey Barth, UNC, 11/14/09 (22, 42, 32, 33), NC 33-27,
Five Field Goals-Game	By Hurricane: Jon Peattie vs. West Virginia, 10/2/03, (22, 32, 43, 30, 23), UM 22-20
	By Opponent: Gary Cismesia, Florida State, 10/20/07 (23, 31, 33, 45, 45), UM 37-29
Three TDs-Game	By Hurricane: Jacory Harris vs. Florida A&M, 9/2/10 (19 pass, 40 pass, 32 pass), UM 45-0
	By Opponent: Kyle Parker, Clemson, 10/24/09 (15 pass, 56 pass, 26 pass), Clemson 40-37 OT
Three Rushing TDs-Game	By Hurricane: Tyrone Moss vs. North Carolina, 10/29/05 (1 run, 1 run, 4 run, 15 run), UM 34-16
	By Opponent: Reggie Merriweather, Clemson, 11/6/04 (27, 1, 2), Clemson (24-17 (OT)
Four Rushing TDs-Game	By Hurricane: Tyrone Moss vs. North Carolina, 10/29/05 (1 run, 1 run, 4 run, 15 run), UM 34-16
	By Opponent: Antone Smith, Florida State, 2008, (19, 2, 5, 20), FSU 41-39
Three Passing TDs-Game	By Hurricane: Jacory Harris vs. Florida A&M, 9/2/10 (19 pass, 40 pass, 32 pass), UM 45-0
	By Opponent: Kyle Parker, Clemson, 10/24/09 (15 pass, 56 pass, 26 pass), Clemson 40-37 OT
Five Passing TDs-Game	By Hurricane: (5) Kyle Wright at Wake Forest, 11/12/05, (64, 11, 15, 76, 10), UM 47-17
	(4) Jacory Harris at Duke, 10/18/08, (9, 6, 25, 10), UM 49-31
	By Opponent: (5) Cade McNown, UCLA, 12/5/98, (77, 7, 14, 61, 59), UM 49-45 and (5) Sam Bradford, Oklahoma, 9/8/07 (23, 24, 6, 30, 9), OU 51-13
Three Receiving TDs-Game	By Hurricane: Santana Moss at Rutgers, 10/3/98, (12, 28, 71), UM 53-17
	By Opponent: Malcolm Kelly, Oklahoma, 9/8/07 (23 pass, 24 pass, 30 pass), OU 51-13




U

57

ALLEN BAILEY

Defensive Line
6-4, 285, Senior-3L
Sapelo, Ga.
McIntosh County Academy



@Abailey57

- PRESEASON ALL-AMERICA**
- NAGURSKI TROPHY WATCH LIST**
- TED HENDRICKS AWARD CANDIDATE**
- LOMBARDI AWARD CANDIDATE**
- 2009 ALL-ACC FIRST TEAM**

- ▶ Led the 'Canes in sacks with 7.0, and in tackles for loss with 11.0 in 2009
- ▶ Led all UM defensive linemen with 34.0 tackles in 2009
- ▶ Named 2009 First Team All-ACC
- ▶ Ranked fourth in the conference in sacks per game (0.58) in 2009
- ▶ Was awarded the team's Strength Training Athlete of the Year award in 2009

RECAPPING 2009 (JUNIOR)

- ▶ Led the 'Canes in sacks (7.0) and tackles for a loss (11.0)
- ▶ Played both defensive tackle and defensive end during the season
- ▶ Led all UM defensive linemen with 34 total tackles on the year
- ▶ Ranked fourth in the ACC in sacks per game (0.58) and tied for seventh in tackles for a loss per game (0.92)
- ▶ Named First Team All-ACC at defensive tackle by the Atlantic Coast Sports Media Association, Rivals.com and Phil Steele
- ▶ Was awarded the Strength Training Athlete of the Year at the team's annual awards banquet on Dec. 6
- ▶ Recorded a career-high tying two sacks in back-to-back games vs. Clemson and at Wake Forest
- ▶ Also set career-highs for total tackles (5 at Wake Forest and at USF) and tackles for a loss (3.0 vs. Clemson and at Wake Forest)
- ▶ Forced fumbles versus Oklahoma and Clemson
- ▶ His forced fumble versus Clemson was returned by teammate Marcus Robinson for a 53-yard touchdown
- ▶ Over the final six games of the regular season, tallied 19 total tackles, 7.5 tackles for a loss, four sacks and a forced fumble
- ▶ Started 10 of his 13 games played

Big BAILEY INSIDE

- ▶ One of the most versatile defenders in the country, senior Allen Bailey is coming off his best season in which he recorded a team-high seven sacks and 11 tackles for a loss.
- ▶ At 6-4, 288, Bailey has played both defensive tackle and defensive end and has been a key to the Hurricanes' pass rush in his career.
- ▶ Bailey, who finished with 24 tackles and a team-best five sacks in 2008, recorded 34 tackles in 2009.

ALLEN BAILEY'S CAREER STATISTICS

Year	GP/GS	TACKLES					QBPs	Sacks	FUMBLES			Int
		TT	UT	AT	TFL	FF			FR	PBU		
2007	12/0	0	0	0	0-0	0	0-0	0	0-0	0	0-0	
2008	12/4	24	15	9	9-56	14	5-46	0	0-0	0	0-0	
2009	13/10	34	19	15	11-77	1	7-66	2	0-0	2	0-0	
2010	1/1	1	1	0	0-0	0	0-0	0	0-0	0	0-0	
Totals:	38/15	59	35	24	20-133	15	12-112	2	0-0	2	0-0	

ALLEN BAILEY'S CAREER HIGHS

- Total tackles 5, twice (at Wake Forest; at USF 2009)
- Solo 4 (vs. Clemson 2009)
- Assists 5 (at USF 2009)
- Sacks 2, twice (vs. UCF 2008; vs. Clemson 2009)



25

MATT BOSHER

Placekicker, Punter,
6-0, 205
Senior-3L
Jupiter, Fla.
Jupiter HS



- 2010 LOU GROZA AWARD CANDIDATE**
- 2010 RAY GUY AWARD CANDIDATE**
- 2010 LOWE'S SENIOR CLASS AWARD CANDIDATE**
- 2009 ALL-ACC FIRST TEAM (KICKER)**
- 2009 ALL-ACC SECOND TEAM (PUNTER)**
- 2008 LOU GROZA AWARD SEMIFINALIST**
- 2008 ALL-ACC SECOND TEAM**
- 2008 JACK HARDING AWARD RECIPIENT (TEAM MVP)**

- ▶ Tied school record with his 13th consecutive made field goal in season opener against FAMU after finishing the 2009 season making 12 in a row
- ▶ Entered 2010 with a streak of 90 consecutive PAT's made, third best streak in school history and connected on six more against FAMU
- ▶ Led the ACC with 50 PAT's made

ALREADY IN 2010 (SENIOR):

- ▶ Made 6-of-6 PAT's in win against Florida A&M to extend his streak to 96 consecutive which still ranks as the second best streak in school history ... Needs four more to take over second place all-time
- ▶ Tied school record for consecutive field goals with his first field goal of the season with 14:08 to go in the fourth quarter, connecting on a 24-yard kick.

RECAPING 2009 (JUNIOR):

- ▶ Named All-ACC first team kicker and second team punter
- ▶ Also chosen to the Rivals.com All-ACC first team as a kicker and to the Phil Steele All-ACC first team as a kicker and second team as a punter
- ▶ Connected on 14-of-16 field goals and ended the season making 12 in a row which is the second-best streak in school history in a career and in a single-season
- ▶ Ranked third in the ACC in field goal percentage (87.5) and was a perfect 50-of-50 in PAT's, which were the most in the ACC and ranked as the second-best

mark in a single season

- ▶ Made 90 consecutive extra-point attempts, which is the third-best streak in a career at Miami
- ▶ In ACC action, tied for the league-lead going 32-of-32 in PAT's
- ▶ Made 10-of-11 field goals of 30-plus yards
- ▶ Earned All-ACC Specialist of the Week honors twice and was a Lou Groza Award Star of the Week
- ▶ As a punter, led the ACC in conference games averaging 42.9 yards per punt on 30 punts in eight games
- ▶ Overall, averaged 42.5 yards per punt in 13 games for the Hurricanes
- ▶ Had at least one punt of 50-plus yards in eight of 13 games and had 23 of 51 punts downed inside the 20-yd line.

MATT BOSHER'S CAREER STATISTICS

Year	GP/GS	PUNTING				In 20	TB	Blk
		No.	Yards	Avg.	Long			
2007	12/12	58	2329	40.2	75	9	1	2
2008	13/13	66	2659	40.3	76	19	3	2
2009	12/12	51	2169	42.5	59	23	7	0
2010	1/1	0	0	0.0	0	0	0	0
Totals	38/38	175	7157	40.9	76	51	11	4

Year	GP/GS	EXTRA POINTS			FIELD GOALS			FG BREAKDOWN				
		XP/XPA	Pct.	Pct.	FG/FGA	Pct.	Long	Pts.	10-19	20-29	30-39	40-49
2008	13/13	40/40	1.000	18-20	90.0	52	94	0/0	10/10	5/5	1/2	2/3
2009	13/13	50/50	1.000	14-16	87.5	51	90	1/1	3/4	6/7	3/3	1/1
2010	1/1	6/6	1.000	1-1	100.0	24	9	0/0	1/1	0/0	0/0	0/0
Totals	27/27	96/96	1.000	33-37	89.2	52	195	1/1	13/14	11/12	4/5	3/4

MATT BOSHER'S CAREER HIGHS

- Field goals 3, 4 times (last vs. Clemson 2009)
- Field goal attempts 3, four times (last vs. Clemson 2009)
- Long field goal 52 (vs. Wake Forest 2008)
- Extra points 7, twice (Last vs. Virginia 2009)
- Extra point attempts 7, twice (Last vs. Virginia 2009)
- Points 13, twice (last vs. Clemson 2009)
- Punts 11 (vs. UCF 2008)
- Punting yards 410 (vs. UCF 2008)
- Average 51.7 (at Virginia Tech 2007)
- Long 76 (at Duke 2008)
- Kicks inside the 20 4, twice (Last at Wake Forest 2009)
- Touchbacks 4 (at Duke 2008)



U

74

ORLANDO FRANKLIN

Offensive Line
6-7, 312, Senior-3L
Delray Beach, Fla.
Atlantic HS

**OUTLAND TROPHY WATCH LIST
LOMBARDI AWARD CANDIDATE
2009 ALL-ACC HONORABLE MENTION**

- ▶ Graded out at 95 percent for the season, starting all 13 games
- ▶ Finished the year with 51 pancake blocks
- ▶ Made 10 pancake blocks in the win over Duke

ALREADY IN 2010 (SENIOR):

- ▶ First year as the full-time starter at left tackle
- ▶ Graded out at 95 percent in 39 plays with two pancake blocks and one lumberjack in the season opener against Florida A&M as the Miami offense racked up 405 yards of total offense - 250 passing and 155 rushing.

RECAPPING 2009 (JUNIOR):

- ▶ Named ACC Offensive Lineman of the Week after his performance in the regular season finale at USF when he started at left tackle
- ▶ Graded out at 95 percent with 51 pancake blocks and 13 lumberjacks in helping anchor the left side of the offensive line while starting all 11 games at left guard and one game at left tackle
- ▶ Picked up a career-high 10 pancake blocks and graded out at 96 percent in the win over Duke
- ▶ Also performed well against Georgia Tech (97 percent grade, eight pancake blocks, five lumberjacks); Wake Forest (97 percent grade, four pancake blocks); North Carolina (94 percent grade); Florida State (95 percent grade) and Oklahoma (93 percent grade, limited All-American DT Gerald McCoy to a half-tackle)
- ▶ Helped a Miami offense rack up 5,199 yards (3,405 passing, 1,794 rushing), which is the most since the 2004 season (4,593 yards) as the Miami offense is in line to become just the eighth team in school history to gain 5,000 yards in a season.

ORLANDO FRANKLIN'S CAREER GAMES

- 2007 totals:** 12 games, 3 starts
- 2008 totals:** 13 games, 11 starts
- 2009 totals:** 13 games, 13 starts
- 2010 totals:** 1 game, 1 start
- Career totals:** 39 games, 28 starts



@Hank_Time_85

U

85

LEONARD HANKERSON

Wide Receiver
6-3, 205, Senior-3L
Fl. Lauderdale, Fla.
St. Thomas Aquinas HS

2010 BILETNIKOFF AWARD CANDIDATE

- ▶ Led UM with a career-high 801 receiving yards in 2009
- ▶ Also led the team with 45 receptions and six touchdowns
- ▶ Started 12 of 13 games
- ▶ Was the only Hurricane receiver to have a catch in all 13 games in 2009 and now has caught a ball in 14 straight games
- ▶ Second in the ACC with 645 receiving yards in league play last season

ALREADY IN 2010 (SENIOR):

- ▶ With a 12-yard reception from Jacory Harris in the first series of the Florida A&M game, Hankerson caught a pass in his 14th straight game. The duo followed that up with a Harris to Hankerson 19-yard TD pass – the first of the season for the Hurricanes and the 10th career TD reception for the senior wide receiver.
- ▶ Hankerson added his second touchdown reception – his first multi-TD game of his career – with a 40-yard catch from Harris in the second series of the game.
- ▶ Hankerson now is tied for 10th all-time in UM history in career touchdown catches with 11.
- ▶ With 115 receiving yards with 6:07 to go in the second quarter, Hankerson recorded his second career 100-yard receiving game.

RECAPPING 2009 (JUNIOR):

- ▶ Led Miami with a career-high 801 receiving yards - the most by a Hurricane receiver since Andre Johnson (1,092) in 2002
- ▶ Added a team-high 45 receptions
- ▶ Also the team leader with six receiving touchdowns
- ▶ Started 12 of 13 games and was only Hurricane receiver with a catch in all 13 games
- ▶ Had a catch of 20 or more yards in 12 of 13 games which includes three touchdown grabs of 20-plus yards
- ▶ Had 645 receiving yards in ACC games which was the second-most in the ACC

- ▶ Hauled in a career-high eight catches for a career-high 143 yards against Duke and also had seven catches for 92 yards at North Carolina, five catches for 97 yards at Wake Forest, five catches for 87 yards against Clemson, three catches for 79 yards at Virginia Tech and four catches for 72 yards at Florida State
- ▶ Averaged 17.8 yards per catch
- ▶ Had 60 or more receiving yards in seven of 13 games
- ▶ Had touchdown catches against Florida A&M, UCF, Clemson, Virginia, Duke and USF
- ▶ Had a catch of 30 or more yards in eight of 12 games including a career-long 52-yarder against Duke.

LEONARD HANKERSON'S CAREER STATISTICS

Year	GP/GS	No.	Yards	Avg.	TD	LG
2007	7/2	6	63	10.5	1	24
2008	8/2	11	140	12.7	2	41
2009	13/12	45	801	17.8	6	52
2010	1/1	6	115	19.2	2	40
Totals	29/17	68	1119	16.5	11	52

LEONARD HANKERSON'S CAREER HIGHS

- Receptions 8, (vs. Duke 2009)
- Receiving Yards 143 (vs. Duke 2009)
- Receiving Touchdowns 2 (vs. Florida A&M 2010)
- Long Reception 52 (vs. Duke 2009)



U

1

BRANDON HARRIS

Defensive Back
5-11, 195, Junior-2L
Miami, Fla.
Booker T.
Washington HS



- ▶ **2010 JIM THORPE TROPHY WATCH LIST**
- ▶ **2010 NAGURSKI WATCH LIST**
- ▶ **2010 SPORTING NEWS PRESEASON ALL-AMERICA**
- ▶ **2009 ALL-ACC FIRST TEAM**
- ▶ **2009 SECOND TEAM SI.COM ALL-AMERICAN**
- ▶ **2009 THIRD TEAM ASSOCIATED PRESS ALL-AMERICAN**
- ▶ **2009 FOURTH TEAM PHIL STEELE ALL-AMERICAN**
- ▶ **2008 ALL-ACC ACADEMIC FOOTBALL TEAM**

- ▶ Led the ACC and ranked second nationally with 1.31 passes defended per contest last season
- ▶ Third on the team with 52 tackles in 2009
- ▶ One of 12 Jim Thorpe Award Semifinalists in 2009

ALREADY IN 2010 (JUNIOR)

- ▶ Made his 20th career start and tallied four tackles - two solo, two assisted and a tackle for loss against Florida A&M.

2009 (SOPHOMORE)

- ▶ Led the ACC and ranked second nationally in averaging 1.31 passes defended per contest
- ▶ Tied for second nationally with 15 pass break-ups and third in passes defended (17)
- ▶ Named All-ACC First Team by the Atlantic Coast Sports Media Association, ESPN.com, Rivals.com and Phil Steele
- ▶ Named one of 12 national semifinalists for the Jim Thorpe Award
- ▶ Ranked third on UM's defense with 52 total tackles
- ▶ One of two 'Cane defenders (along with Randy Phillips) with two interceptions on the year
- ▶ Had 6.0 tackles for a loss this season, including a sack and a forced fumble in win over Oklahoma
- ▶ One of three 'Canes with two forced fumbles

- ▶ Selected ACC Defensive Back of the Week after tallying a game- and career-high nine tackles (three solo) in addition to breaking up two passes – including one in the end zone with nine seconds remaining – in win at Florida State
- ▶ Had a career-high five pass break-ups and an interception against Florida A&M
- ▶ Recorded his second interception of the season in the regular season finale at USF.

BRANDON HARRIS' CAREER STATISTICS

Year	GP/GS	TACKLES				TFL	QBP	Sacks	FUMBLES			Int
		TT	UT	AT	FF				FR	PBU		
2008	13/6	30	22	8	2-11	0	1-7	0	0-0	3	1-25	
2009	13/13	58	40	18	6-12	0	1-5	3	0-0	15	2-10	
2010	1/1	4	2	2	1-1	0	0-0	0	0-0	0	0-0	
Totals	27/20	92	64	28	9-24	0	2-12	3	0-0	18	3-35	

KICK RETURNS

Year	GP/GS	No	Yards	Avg.	TD	LG
2008	13/6	13	274	21.1	0	41
2009	13/13	2	63	31.5	0	37
Totals	26/19	15	337	24.5	0	41

BRANDON HARRIS' CAREER HIGHS

- Total tackles 9, (at Florida State 2009)
- Solo 6 (at Wake Forest 2009)
- Assists 6, (at Florida State 2009)
- Interceptions. 1, three times (at NC State 2008, vs. FAMU, at USF 2009)



U

12

JACORY HARRIS

Quarterback
6-4, 200, Junior-2L
Miami, Fla.
Northwestern HS

@JacoryHarris12

- ▶ **2010 DAVEY O'BRIEN AWARD CANDIDATE**
- ▶ **2010 MANNING AWARD CANDIDATE**
- ▶ **2010 HEISMAN TROPHY WATCH**
- ▶ **2009 SEMIFINALIST FOR THE DAVEY O'BRIEN AWARD**

- ▶ Became first UM Quarterback since 2002 to throw for 3,000 yards in a season with 3,352 yards as a sophomore in 2009
- ▶ Ranks in the UM career Top 10 for pass completions, yards, touchdown passes and total offense after two seasons
- ▶ Recognized as ACC Offensive Back of the week four times in 2009
- ▶ Second in the ACC in passing yards with 3,352
- ▶ Threw for over 300 yards in four different games last season
- ▶ Three-time ACC Rookie of the Week honoree in 2008

ALREADY IN 2010 (JUNIOR)

- ▶ Ten of his first 12 completions in the Florida A&M game were for first downs.
- ▶ With the TD pass to Damien Berry, Harris moved into eighth place in Miami history with 39 career touchdown passes. He needs just one more TD pass to move into a tie with Bernie Kosar for seventh place.
- ▶ For the fifth time in Harris' career he threw for three TDs in a game against Florida A&M. The last time was against Wake Forest on Oct. 31 last year.
- ▶ Harris finished 12-of-15 for 210 yards with 3 TD's in one half of action.

RECAPPING 2009 (SOPHOMORE)

- ▶ First QB since Ken Dorsey in 2002 to throw for 3,000 yards in a season and seventh Miami quarterback with 3,000 yards passing in a single season
- ▶ Recognized as the ACC Offensive Back of the Week four times in 2009 – after wins over Florida State, Georgia Tech, Wake Forest and Duke
- ▶ Four 300 yard passing games including three times in the last six games
- ▶ Completed 242 of 406 passes for 3,352 yards and 24 touchdowns and had a 59.6 completion percentage
- ▶ Ranked 30th nationally in passing efficiency (140.09) and fifth in the ACC
- ▶ His 3,352 yards were the second-most by an ACC quarterback and he ranked

third in the conference in passing avg/game (263.7), fifth in total offense (245.5) and fifth passing efficiency (141.6)

- ▶ In Miami's single season record book, he ranked second in pass completions (242), fourth in passing yards (3,352), sixth in touchdown passes (24) and fifth in total offense (3,133)
- ▶ His career-best 28 pass completions against UNC tied for the 10th-most in a single-game while his 386 passing yards against Florida State were the 10th most in a single game.

JACORY HARRIS' CAREER STATISTICS

Year	G/S	PASSING				RUSHING					
		Att-Com-Int	Pct.	Yards	TD	LG	Att	Yards	Avg.	TD	LG
2008	13/2	194-118-7	60.8	1195	12	41	45	101	2.2	2	30
2009	13/13	406-242-17	59.6	3352	24	69	48	-219	-4.6	1	26
Totals	26/15	600-360-24	60.0	4547	36	69	93	-118	-7.9	3	30

JACORY HARRIS' CAREER HIGHS

- Attempts 50 (at North Carolina 2009)
- Completions 28 (at North Carolina 2009)
- Yards Passing 386 (at Florida State 2009)
- Touchdown Passes 4 (at Duke 2008)
- Interceptions 4 (at North Carolina 2009)
- Rushes 10 (at Duke 2008)
- Rushing Yards 53 (at Duke 2008)
- Long Rush 30 (vs. Charleston Southern 2008)




U

44

COLIN McCARTHY

Linebacker
6-2, 240, Senior-3L
Birdsboro, Pa.
Clearwater (Fla.)
Central Catholic HS



2010 BUTKUS AWARD CANDIDATE
2009 ALL-ACC SECOND TEAM

- ▶ Second on the team with 95 tackles
- ▶ Also second on the team with 10.5 tackles for loss, and 53 unassisted tackles
- ▶ Recorded 8.6 tackles per game in league play, third best in the ACC
- ▶ Tied a career high with 13 tackles at both Virginia Tech and North Carolina in 2009

ALREADY IN 2010 (SENIOR)

- ▶ Made his team-leading 38th career start - this time in his first year at middle linebacker
- ▶ Racked up five tackles again Florida A&M.

RECAPPING 2009 (JUNIOR)

- ▶ Ranked second on UM's defense in total tackles (95) and unassisted tackles (53)
- ▶ Also ranked second among all Hurricane defenders with 10.5 tackles for a loss
- ▶ Ranked third among all ACC defenders with a 8.6 tackle per game average in league play
- ▶ Named to the All-ACC Second Team by the Atlantic Coast Sports Media Association and after ranking 10th in the league with a 7.2 tackle per game average overall
- ▶ Also named to Third Team All-ACC by Phil Steele
- ▶ Recorded double-digit tackles on four occasions, including a career-high tying 13 at Virginia Tech and at North Carolina
- ▶ Also recorded 11 stops in back-to-back weeks versus Clemson and at Wake Forest
- ▶ Recorded his second career interception in win over UCF in Orlando
- ▶ Played in all 13 games and started 10
- ▶ Was awarded the Training Room Comeback Player of the Year (along with TE

Dedrick Epps) at the team's annual awards banquet on Dec. 6

- ▶ Recorded his only sack of the season in the regular season finale at USF
- ▶ Talled a season-high nine solo stops at UNC
- ▶ Forced a fumble and had a season-high 2.5 tackles for a loss against Clemson
- ▶ Led the team with 42 assisted stops

COLIN McCARTHY'S CAREER STATISTICS

Year	GP/GS	TACKLES					Sacks	FUMBLES			
		TT	UT	AT	TFL	QBH		FF	FR	PBU	Int
2006	9/0	2	1	1	0-0	0	0-0	0	0-0	0	0-0
2007	11/10	74	50	24	12-44	3	2-11	1	1-27	3	1-30
2008	4/4	18	10	8	1.0-6	0	0.5-5	1	0-0	0	0-0
2009	13/10	95	53	41	10.5-30	2	1-12	1	0-0	1	1-9
2010	1/1	5	0	5	0-0	0	0-0	0	0-0	0	0-0
Totals	38/25	194	114	79	23.5-80	5	3.5-28	3	1-27	4	2-39

Additional statistics: 1 blocked punt in 2006

COLIN McCARTHY'S CAREER HIGHS

Total tackles 13 (at Virginia Tech, at North Carolina 2009)
Solo 9 (at North Carolina 2009)
Assists 9 (at Virginia Tech 2009)



U

31

SEAN SPENCE

Linebacker
6-0, 220, Junior-2L
Miami, Fla.
Northwestern HS

2010 BUTKUS AWARD CANDIDATE
2008 ACC DEFENSIVE ROOKIE OF THE YEAR

ALREADY IN 2010 (JUNIOR):

▶ Picked up four tackles in win over Florida A&M, which included 2.0 tackles for loss

RECAPPING 2009 (SOPHOMORE):

- ▶ Missed three games late in the season with an injury
- ▶ Despite playing in only 10 games on defense, ranked fifth on the team with 6.5 tackles for a loss
- ▶ Recorded 36 total tackles (19 solo, 17 assists) on the year
- ▶ Tallied a team-high 10 total tackles (five solo, five assists) in win over then-No. 8 Oklahoma
- ▶ All three of his sacks came on the road in the state of Florida
- ▶ Had seven total tackles, two sacks and a pass break up against UCF in Orlando
- ▶ Averaged 7.3 tackles per game in the four games prior to suffering an injury versus Clemson (at Virginia Tech – 8; vs. Oklahoma – 10; vs. Florida A&M – 4; at UCF – 7).

SEAN SPENCE'S CAREER STATISTICS

Year	GP/GS	TACKLES				QBH	Sacks	FUMBLES			
		TT	UT	AT	TFL			FF	FR	PBU	Int
2008	13/9	65	38	27	9.5-31	6	2-15	1	0-0	3	1-7
2009	10/7	36	19	17	6.5-33	1	3-28	0	0-0	1	0-0
2010	1/1	4	3	1	2.0-5	0	0-0	0	0-0	1	0-0
Totals	24/17	105	60	45	18-69	7	5-43	1	0-0	5	1-7

SEAN SPENCE'S CAREER HIGHS

Total tackles..... 10, twice (Last vs. Oklahoma 2009)
Solo 7 (vs. Florida State 2008)
Assists 6 (at Virginia Tech 2009)