

MIAMI BASKETBALL

THE BASICS

Date/Time: Saturday, January 27, 2018/4 p.m. ET
Location: Tallahassee, Fla./Donald L. Tucker Center (11,500)
Television: ACC Network; **Online:** WatchESPN
 Wes Durham (PxP) and Jason Capel (analyst)
Radio: WQAM 560-AM (Joe Zagacki - PxP)
Satellite Radio: Sirius 134/XM 193 (Internet 955)
Series vs. FSU: Miami trails, 45-35
 Road: 8-29 | Home: 27-14 | Neutral: 0-2

2017-18 SCHEDULE/RESULTS

OPPONENT	TV	TIME/SCORE
NOVEMBER (6-0)		
1 NEWBERRY*	ACCN Extra	W, 106-79
10 [13/12] GARDNER-WEBB	ACCN Extra	W, 77-45
12 [13/12] NAVY	ACCN Extra	W, 89-55
16 [11/12] FLORIDA A&M	ACCN Extra	W, 90-59
22 [11/11] vs. La Salle ¹		W, 57-46
25 [11/11] NORTH FLORIDA	RSN	W, 86-65
29 [10/13] at No. 12/12 Minnesota ²	ESPN2	W, 86-81

DECEMBER (6-1)		
2 [10/13] vs. Princeton ³	ESPNU	W, 80-52
5 [10/11] BOSTON UNIVERSITY	RSN	W, 69-54
16 [6/8] at George Washington	CBSN	W, 59-50
23 [6/7] at Hawai'i ⁴	ESPNU	W, 75-57
23 [6/7] vs. New Mexico State ⁴	ESPN2	L, 54-63
25 [15/16] vs. Middle Tennessee ⁴	ESPNU	W, 84-81
30 [15/16] at Pittsburgh*	ACCN	W, 67-53

JANUARY (3-3)		
3 [15/17] at Georgia Tech*	RSN	L, 54-64
7 [15/17] No. 24/RV FLORIDA ST.*	ESPNU	W, 80-74
13 [18/19] at No. 19/17 Clemson*	ESPNU	L, 63-72
15 [25/23] No. 5/5 DUKE*	ESPN	L, 75-83
21 [25/23] at NC State*	ACCN	W, 86-81
24 [RV/24] LOUISVILLE*	ESPN2	W, 78-75 (OT)
27 [RV/24] at Florida State*	ACCN	4 p.m.
31 PITTSBURGH*	RSN	7 p.m.

FEBRUARY		
3 at Virginia Tech*	ESPN	2 p.m.
7 WAKE FOREST*	ESPN2	7 p.m.
10 at Boston College*	RSN	2 p.m.
13 VIRGINIA*	ESPN2	9 p.m.
17 SYRACUSE*	CBS	Noon
19 at Notre Dame*	ESPN	7 p.m.
24 BOSTON COLLEGE*	RSN	2 p.m.
27 at North Carolina*	ESPN	9 p.m.

MARCH		
3 VIRGINIA TECH*	ESPN2	Noon
6-10 ACC Tournament ⁵	ESPN/ESPN2/ACCN	

BOLD CAPS denotes home games at Watsco Center, Coral Gables, Fla.; [#/#] denotes Miami's AP/USA TODAY ranking
¹Exhibition; * ACC game

¹ Reading, Pa.; ² ACC/Big Ten Challenge

³ Hoopball Miami Invitational, American Airlines Arena (Miami, Fla.)

⁴ Hawaiian Airlines Diamond Head Classic (Honolulu, Hawai'i)

⁵ Barclays Center, Brooklyn, N.Y.

All times Eastern and subject to change

MIAMI ATHLETICS COMMUNICATIONS

Assistant AD for Communications & Content:

Andy Fledderjohann (MBB Contact)

Email: afledderjohann@miami.edu

Cell Phone: 434-906-0075

Twitter/Instagram/Facebook: @CanesHoops

GAME 20 • JAN. 27, 2018 • 4 P.M. ET • TALLAHASSEE, FLA.



NR/24 MIAMI HURRICANES (15-4, 4-3 ACC)

Head Coach: Jim Larrañaga (Providence, 1971 [B.A.])

Record at UM: 154-73 (7th season), **Career Record:** 624-407 (34th season)

VS



FLORIDA STATE SEMINOLES (15-5, 4-4 ACC)

Head Coach: Leonard Hamilton (Tennessee-Martin, 1971)

Record at FSU: 297-201 (16th season), **Career Record:** 497-411 (30th season)

THINGS TO KNOW

- Miami freshmen Lonnie Walker (13.0 ppg) Chris Lykes (11.0) have combined to score more than a third of the Hurricanes' points in ACC play.
- Walker is averaging 18.0 ppg in his last four games.
- The Hurricanes are ranked No. 9 nationally in adjusted defensive efficiency by KenPom.
- Dewan Huell is averaging 13.6 points and 8.1 rebounds in conference play – both team highs.
- Miami is No. 15 in the latest RPI (FSU is No. 41).

MIAMI-FLORIDA STATE SERIES

Miami trails the series with Florida State, 45-35, and is 8-29 all-time in Tallahassee. Three of the wins at FSU have come under Jim Larrañaga.

Miami prevailed, 80-74, on Jan. 7 at the Watsco Center in Coral Gables.

FSU won both meetings last season, 75-57 on Feb. 1 in Tallahassee and 66-57 on March 4 in Coral Gables.

Jim Larrañaga is 8-6 against Florida State in his career, all of which have come while at Miami.

LIFE ON THE ROAD

Miami is 45-34 in true road games in seven years under Jim Larrañaga, including 28-29 in ACC action.

Miami's 28 road wins in conference play since the 2011-12 season ranks fourth behind North Carolina (35), Duke (35) and Virginia (32).

UM is 5-2 in true road games this year. The Canes' total of five road wins is tied for the most by any Power 5 school this season.

THE ACC GAUNTLET CONTINUES

Six of UM's opponents, totaling seven of the Hurricanes' remaining 11 regular-season games (three home/four road), feature teams in the current KenPom top 50: Virginia (2), North Carolina (8), Florida State (25), Notre Dame (30), Syracuse (41) Virginia Tech (48). Miami is No. 29 in the latest KenPom ratings.

SUITS AND SNEAKERS WEEK

The Miami coaches and staff will be wearing sneakers Saturday as part of the Coaches vs. Cancer Suits and Sneakers Week.

Coaches vs. Cancer Suits And Sneakers Week is a nationwide event that unites coaches across the country to raise funds and awareness about the fight against cancer.

While coaching games during the week, coaches wear sneakers with their game attire as a visible reminder about the importance of fighting cancer.

WALKER PROVIDES BOOST

Freshman guard Lonnie Walker IV has upped his game over the last four contests in ACC play, averaging 18.0 points, 3.8 rebounds and 2.5 steals in that stretch.

He has scored in double figures in each of the last four games, three of which he started. In his five starts this year (four in ACC play), he is averaging 18.2 ppg.

Walker exploded for 25 points in the overtime win over Louisville. His acrobatic layup with four seconds remaining in the second half sent the game to OT.

Walker scored 19 points in his first three ACC games combined and averaged 8.5 points per game in the non-conference portion of the schedule.

HUELL CONTINUES BREAKOUT SOPHOMORE SEASON

Sophomore center Dewan Huell has more than doubled his numbers in scoring and rebounding from his last year. He leads the team in scoring at 13.8 ppg (5.6 last year) and is averaging 6.9 rebounds per game (3.1 last year).

Huell ranks second in the ACC and 17th nationally in field-goal percentage (.622). He also stands 13th in the conference in rebounding.

Huell has scored in double figures in 15 of his 19 games, while recording the first four double-doubles of his career, including an 18-point, 12-rebound effort Wednesday against Louisville.

PROJECTED STARTING LINEUP

Pos.	No.	Name	Yr.	Ht.	Wt.	PPG	RPG	APG	Of Note
G	0	Ja'Quan Newton	Sr.	6-3	191	8.5	2.3	3.0	12 points, 7 rebounds against Louisville
G	3	Anthony Lawrence II	Jr.	6-7	210	8.5	6.5	2.2	Averaging 10.9 ppg in road games this season
G	4	Lonnie Walker IV	Fr.	6-5	204	10.2	2.8	1.3	Scored in double figures in four straight games
G	11	Bruce Brown Jr.	So.	6-5	205	11.3	7.1	3.9	Had 19 points, 9 assists Sunday at NC State
C	20	Dewan Huell	So.	6-11	236	13.8	6.9	0.5	Recorded fourth double-double of season Weds
RESERVES									
G	1	Dejan (DJ) Vasiljevic	So.	6-3	203	8.3	2.5	0.5	Owns team-high 35 3-point FG this season
G	2	Chris Lykes	Fr.	5-7	161	8.1	0.9	1.8	Averaging 11.0 ppg in ACC games (4th on team)
G	5	Mike Robinson	Sr.	5-10	170	0.6	0.0	0.2	Walk-on; played in 23 career games
C	14	Rodney Miller Jr.	So.	7-0	255	1.1	0.3	0.0	Played season-high 6 mins against MTSU
C	15	Ekuba Izundu	Jr.	6-10	235	4.5	3.6	0.3	7-7 FG, 15 points in win at NC State
F	21	Sam Waardenburg	R-Fr.	6-10	217	2.0	2.8	0.1	Grabbed seven rebounds in 13 mins vs. Louisville
F	35	Chris Stowell	Sr.	6-6	208	0.0	0.2	0.0	Walk-on; played in 24 career games



MEDIA INFORMATION COVERING THE CANES

All interview requests for coaches or student-athletes must be approved and cleared by Andy Fledderjohann in the UM Communications office. Please provide at least one day to coordinate interviews.

Any misuse of credentials will result in removal from the Watsco Center and the permanent voiding of the credential.

The Miami locker room is closed at all times. For home games, head coach Jim Larrañaga and at least one UM player will report to the media room for interviews following the opposing team's press conference.

PRESS CREDENTIALS

Media members interested in obtaining season or game credentials should apply online at www.sportssystem.com/miami/basketball.

Credential requests should be submitted no later than seven days prior to the game. Credentials that cannot be mailed will be held for pickup at the will call window at Watsco Center. You must have a press pass to be admitted to the media area and the press room.

PHOTO CREDENTIALS

All photographers and camera operators must wear a visible credential issued by the Miami Athletics Communications Department. Photographers work from the baselines at both ends of the court at Watsco Center. Live television is given top priority for courtside space.

ACC TELECONFERENCE SCHEDULE

The 2018 ACC Men's Basketball Weekly Teleconference continues each Monday through Feb. 26. Each coach will have 10 minutes to make an opening statement and answer questions.

There will be an instant replay of each teleconference on TheACC.com each Monday afternoon. Coaches whose teams play on Monday evening will not participate in that day's teleconference.

Date	Time	Opposing Coach
1/29	Larrañaga 12:10 p.m.	Stallings 11 a.m. Williams 12:30 p.m.
2/5	Larrañaga 12:10 p.m.	Manning 11:20 a.m. Christian 11:30 a.m.
2/12	Larrañaga 12:10 p.m.	Bennett 11:10 a.m. Boeheim Noon
2/19	Not on call (ND game)	Christian 11:30 a.m.
2/26	Larrañaga 12:10 p.m.	R. Williams 12:20 p.m. B. Williams (not on call)

JANUARY 7: MIAMI 80, FSU 74

In its first home game since Dec. 5, Miami outlasted Florida State, 80-74, on Jan. 7 in front of a full house at the Watsco Center.

Bruce Brown Jr. scored a season-high 23 points and Dewan Huell had 20 points and eight rebounds for the Hurricanes, who took the lead for good in the early minutes and made 13 of their first 14 shots.

Freshman Chris Lykes scored a season-high 18 points on 6-of-10 shooting.

Brown made five of six free throws in the final 45 seconds and finished 12-for-14 at the line.

UM shot 51 percent from the field while limiting FSU to 36 percent, including 5-for-24 from 3-point range.

LAST TIME OUT: MIAMI 78, LOUISVILLE 75 (OT)

Lonnie Walker IV scored 25 points, including an acrobatic layup with four seconds left in regulation to force an extra period, as Miami edged Louisville, 78-75 in overtime, Wednesday in Coral Gables.

Louisville shot 0 for 5 in overtime and finished at 42 percent. The Hurricanes won despite shooting 37 percent.

There were 14 lead changes. Dewan Huell had 18 points and 12 rebounds, while Ja'Quan Newton added a dozen points. Miami out-rebounded Louisville, 49-38.

LYKES STEPS UP IN ACC PLAY

Freshman guard Chris Lykes is averaging 11.0 points per game in ACC play – fourth on the team. He has scored in double figures in four of seven ACC games.

He averaged 6.3 points per game in non-conference action, including just one double-figure scoring game.

His minutes have gone up of late as well – 25 against Florida State, 26 at Clemson and a season-high 27 in the Duke game.

Lykes was named the ACC Rookie of the Week on Jan. 8 after averaging 13.0 points and 3.5 assists in ACC outings against Georgia Tech and Florida State. He scored a career-high 18 points in the win over FSU.

LAWRENCE STEPS UP IN ACC PLAY, ON THE ROAD

Anthony Lawrence II has been solid in ACC play, averaging 9.9 points and 7.1 rebounds per game. In the first four ACC road games, he averaged 13.0 points per game.

In all road games, he is averaging 10.9 ppg and 6.4 rpg while shooting 56.6 percent from the field and 52.6 percent from 3-point range.

He is shooting 52.6 percent (10-19) from 3-point range in ACC play.

Overall this season Lawrence is averaging 8.5 points and 6.5 rebounds while shooting 46.9 percent from 3-point range.

BROWN IS A STAT SHEET STUFFER

Bruce Brown Jr. is averaging 11.3 points (second on team) as well as 7.1 rebounds, 3.9 assists and 1.4 steals this season (all team highs).

He is the leading rebounder among ACC guards (11th overall) and has grabbed at least six rebounds in 14 of his 18 games this year.

He ranks just outside the ACC's top 10 in assists.

NEWTON CRACKS 1,000-POINT BARRIER

Senior Ja'Quan Newton eclipsed the 1,000-point plateau in his Miami career on Jan. 3 at Georgia Tech and now has scored 1,025 career points.

He is the 38th Hurricane and one of nine active ACC players to crack the 1,000-point barrier.

CAREER STATISTICS VS. FLORIDA STATE

	GP-S	PPG	RPG	APG	BPG	SPG
Brown	3-3	16.7	3.0	1.3	0.3	1.7
Huell	3-1	10.7	3.7	0.3	1.3	0.3
Izundu	4-0	1.0	1.0	0.0	0.0	0.3
Lawrence	5-3	1.8	3.2	1.0	0.2	0.2
Lykes	1-0	18.0	1.0	2.0	0.0	1.0
Miller	1-0	0.0	0.0	0.0	0.0	0.0
Newton	3-2	6.5	1.7	2.3	0.2	0.5
Vasiljevic	3-0	6.7	2.3	1.3	0.0	0.7
Walker	1-1	5.0	0.0	0.0	0.0	1.0

Newton has played in 114 career games with 51 starts, averaging 9.0 points per game.

Career Scoring at Miami

1. Rick Barry (1962-65).....	2,298

33. Julie Cohen (1959-62).....	1,042
Dick Miami (1952-56).....	1,042
35. Reggie Johnson (2009-13).....	1,039
36. Jerome Scott (1988-92).....	1,038
37. Rick Jones (1964-67).....	1,029
38. Ja'Quan Newton (2014-present).....	1,025

BALANCE ON OFFENSE

Miami has no one in the ACC's top 20 in scoring, but seven Canes are averaging at least 8.1 points per game. UM is shooting 47 percent as a team.

Dewan Huell (13.8 ppg) has hit for 10-plus points in 15 of the 19 contests and leads the team in scoring.

Miami put at least five players in double figures in scoring in five games. UM had three such games in 33 contests in the entire 2016-17 season.

STINGY DEFENSE

Miami's defense has been strong this season, with UM limiting its opponents to 63.7 points per game. UM is ranked No. 8 nationally in adjusted defensive efficiency by KenPom.

Miami's defensive numbers and rankings:

Category	Total	ACC Rank	NCAA Rank
Scoring Defense	63.7	3	19
Opp FG %	39.3	4	18
Opp 3FG %	30.0	2	9

HOLDING OPPONENTS UNDER 60

Miami has held nine of its opponents to fewer than 60 points.

UM is 77-9 in seven seasons under Larrañaga, including 9-0 this year, when limiting its opponent to fewer than 60 points.

Miami limited four straight opponents to fewer than 60 points to open the season. That marked the second time that has happened in the Jim Larrañaga era.

The other was a six-game stretch from Dec. 25, 2012 to Jan. 16, 2013.

SHARE THE ROCK

Miami has a team goal of recording 16 assists in every game. The Hurricanes did just that last Sunday at NC State, earning 26 assists on 34 field goals.

It marked Miami's most assists in any conference game since joining the ACC in 2004-05 (previous was 24 against Duke in 2016).

It also was the Hurricanes' most assists under Jim Larranaga and the program's most since recording 26 against Nova Southeastern on Nov. 16, 2009.

Miami is 5-0 this year when recording 16 or more assists. In each of its four losses, UM had 12 or fewer assists.



QUICK FACTS

Location Coral Gables, Fla.
 Enrollment 17,021
 Founded 1925
 Nickname Hurricanes
 Colors Orange (PMS 1665), Green (3435) and White
 President Dr. Julio Frenk
 Director of Athletics Blake James
 Conference Atlantic Coast
 Arena/Capacity Watsco Center/7,972
 Press Row 305-284-2111

COACHING STAFF

Head Coach Jim Larrañaga (Providence, '71)
 Record at Miami 154-73 (7th season)
 Career Record 624-407 (34th season)
 Assoc. Head Coach.. Chris Caputo (Westfield [Mass.] State, '02)
 Assistant Coach Jamal Brunt (Randolph Macon, '03)
 Assistant Coach Adam Fisher (Penn State, '06, '09)
 Dir of Basketball Ops.. Lamont Franklin (UNC Wilmington, '97)
 Associate Director of Ops Jeff Dyer (Delaware, '14)
 Player Development Asst..... Chaison Allen (Northeastern, '11)
 Strength & Conditioning Coach Steve Felde (Concordia, '03)
 Assistant Athletic Trainer Javier Jimenez (Temple, '06)

PROGRAM HISTORY

First Year of Basketball 1926
 All-Time Record 1,025-743 (.580)
 Under Jim Larrañaga 154-73 (.679; 7 years)
 All-Time ACC Record 111-114 (.491)
 Under Jim Larrañaga 68-45 (.600)
 ACC Regular-Season Championships 1 (2013)
 ACC Tournament Championships 1 (2013)
 NCAA Tournament Appearances 9
 1960, 1998, 1999, 2000, 2002, 2008, 2013, 2016, 2017
 All-Time Record in NCAA Tournament 8-9
 Last NCAA Postseason Finish 2017 First Round
 NIT Appearances 12
 1961, '63, '64, '95, '97, 2001, '05, '06, '09, '11, '12, '15
 All-Time Record in NIT 11-12
 Last NIT Finish 2015 Runner-Up

CANES IN PRO BASKETBALL/FOOTBALL

Years at Miami in parentheses

NBA

Shane Larkin (2011-13) Boston Celtics
 Sheldon Mac (formerly McClellan) (2014-16) . Washington Wizards
 Davon Reed (2013-17) Phoenix Suns

NFL

Jimmy Graham (2005-09) Seattle Seahawks
 Erik Swoope (2010-14) Indianapolis Colts

G-League

DeQuan Jones (2008-12) Fort Wayne Mad Ants
 Kamari Murphy (2015-17) Long Island Nets
 Durand Scott (2009-13) Memphis Hustle
 Trey McKinney Jones (2011-13) Fort Wayne Mad Ants

International

Garrius Adams (2009-14) Bashkimi (Kosovo)
 Rion Brown (2010-14) Dijon (France)
 Ivan Cruz Uceda (2014-16) Real Betis Energia Plus (Spain)
 Guillermo Diaz (2003-06) San Lorenzo de Almagra (Argentina)
 Julian Gamble (2008-13) Telekom Baskets Bonn (Germany)
 Malcolm Grant (2009-12) Nevėžis Kėdainiai (Lithuania)
 Tonye Jekiri (2012-16) Oostende (Belgium)
 Reggie Johnson (2009-13) Mono Vampire Bangkok (Thailand)
 Kenny Kadji (2011-13) Tofaş (Turkey)
 Angel Rodriguez (2014-16) Maccabi Haifa (Israel)

REED MAKES NBA DEBUT

Former Miami standout guard Davon Reed made his NBA debut with the Phoenix Suns on Jan. 14 against the Indiana Pacers.

He played five minutes and went 0-for-2 from the field.

Selected 32nd overall in the 2017 NBA Draft, Reed averaged 14.9 points, 4.8 rebounds, 2.4 assists and 1.3 steals in 33 games for the Hurricanes as a senior. He was selected to the Third-Team All-ACC and to the ACC's All-Defensive Team in 2017.

He played at Miami from 2013-17 and finished 16th in scoring at UM with 1,343 career points.

YOUTH MOVEMENT

Miami features a young group this season. Seven of the Hurricanes' 10 active scholarship players are underclassmen.

Ja'Quan Newton is the lone scholarship senior.

Miami's primary starting lineup this year has featured Newton, Anthony Lawrence (junior) and sophomores Bruce Brown, Dewan Huell and DJ Vasiljevic.

CANES IN 2017 DIAMOND HEAD CLASSIC

Dewan Huell led Miami in scoring (15.7), rebounding (6.0) and blocks (1.7) in the 2017 Diamond Head Classic and was named to the all-tournament team.

Bruce Brown Jr. averaged 12.3 points, 6.0 rebounds and 4.0 assists.

The Hurricanes shot 48.8 percent from the field, but were just 14-for-49 (28.6 percent) from 3-point range. Miami also hit on 72 percent of its free-throw attempts. Their opponents shot 42.6 percent, including 34.9 percent from behind the arc.

Miami trailed in the second half in each of its three games in Honolulu – the first time the Canes trailed in any second half this season.

BEST START IN 10 YEARS

With a 10-0 start to the season, Miami earned its best start to a season since the 2007-08 team opened with 12 straight wins.

It was the best start in the Jim Larrañaga tenure, topping an 8-0 start in 2014-15, and the third best in program history.

This is the fourth straight year the Hurricanes have started at least 4-0 and the fifth time in seven years under Larrañaga.

SELLING OUT THE WATSCO CENTER

Miami has sold out its season ticket allotment for all home games at the Watsco Center for the third straight year.

Fans have bought over 5,500 season tickets for each of the last three years, more than doubling the total number of season tickets sold in Jim Larrañaga's first season in Coral Gables.

Season Tickets Per Year (Under Larrañaga)

2017-18: 5,986 2016-17: 5,965 2015-16: 5,500
 2014-15: 3,427 2013-14: 3,674 2012-13: 2,372
 2011-12: 2,251

THE WATSCO ADVANTAGE

Miami has defended its home turf well in recent years, winning 34 of its last 37 games at the Watsco Center. The Hurricanes are 84-23 (.785) at home under Jim Larrañaga.

In the first 16 years at the Watsco Center (formerly BankUnited Center), Miami is 179-67 (.728).

In seven seasons under Larrañaga, Miami is 40-16 in ACC action at home and 44-7 in non-conference play. In both 2012-13 and 2015-16, the Canes had just one loss at Watsco Center.

Miami also owns 16 straight home non-conference wins, dating to a 78-77 loss to Northeastern on Nov. 27, 2015.

Miami at Watsco Center Under Jim Larrañaga

Year	Overall	N-C	ACC
2011-12	14-4	8-2	6-2
2012-13	14-1	6-0	8-1
2013-14	8-8	5-2	3-6
2014-15	12-6	7-2	5-4
2015-16	15-1	6-1	9-0
2016-17	14-2	7-0	7-2
2017-18	7-1	5-0	2-1
Totals	84-23	44-7	40-16

BROWN JOINS ELITE TRIPLE-DOUBLE COMPANY

Bruce Brown Jr. started off his sophomore season with a great all-around performance against Gardner-Webb, recording his second career triple-double, the third in school history and the 31st in ACC history.

Brown became just the sixth player in the league's storied history to earn a pair of triple-doubles.

He reached the status at the 5:36 mark of the second half with a field goal for his ninth and 10th points.

As part of the opener, Brown matched his career high in assists and fell one shy of his high in rebounds.

Players with Two Triple-Doubles in ACC History

Tree Rollins, Clemson (1977, 1979)
 Ralph Sampson, Virginia (1979)
 Derrick Lewis, Maryland (1987)
 Sharone Wright, Clemson (1992, 1993)
 Dennis Smith Jr., NC State (2017)
Bruce Brown Jr., Miami (2016, 2017)

Triple-Doubles in Program History

1. Anthony King vs. Florida Atlantic, 11/29/04
11 points, 10 rebounds, 13 blocks
2. **Bruce Brown Jr.** vs. South Carolina State, 12/6/15
11 points, 11 rebounds, 10 assists
3. **Bruce Brown Jr.** vs. Gardner-Webb, 11/10/17
10 points, 11 rebounds, 10 assists

MORE HONORS FOR BROWN

Bruce Brown Jr. added a pair of early-season honors in the recently, as he was named to the watch list John L. Wooden Award as well as the Citizen Naismith Trophy Top 50.

In the preseason, Brown was named to the Preseason All-ACC Second Team. He also was lauded nationally on the watch lists for the Citizen Naismith Trophy, Julius Erving Small Forward of the Year Award, Lute Olson National Player of the Year Award and the Oscar Robertson Trophy.



IN THE POLLS (JAN. 22)

ASSOCIATED PRESS

Rk	Team	Record	Points
1	Villanova (63)	18-1	1,623
2	Virginia (1)	18-1	1,537
3	Purdue (1)	19-2	1,499
4	Duke	17-2	1,439
5	Kansas	16-3	1,338
6	Michigan State	17-3	1,243
7	West Virginia	16-3	1,217
8	Xavier	18-3	1,180
9	Cincinnati	17-2	1,087
10	North Carolina	16-4	1,014
11	Arizona	16-4	974
12	Oklahoma	14-4	917
13	Ohio State	17-4	787
14	Texas Tech	15-4	763
15	Gonzaga	17-4	610
16	Saint Mary's	19-2	571
17	Wichita State	15-4	547
18	Clemson	16-3	474
19	Auburn	17-2	470
20	Florida	14-5	366
21	Arizona State	15-4	353
22	Tennessee	13-5	260
23	Nevada	18-3	190
24	Rhode Island	15-3	189
25	Michigan	17-5	123

Others receiving votes: Miami 83, Louisville 81, TCU 45, Kentucky 38, Kansas State 35, Seton Hall 25, Creighton 20, **Florida State 14**, Houston 5, New Mexico State 4, Boise State 2, Providence 2

USA TODAY COACHES

Rk	Team	Record	Points
1	Villanova (31)	18-1	798
2	Virginia	18-1	759
3	Purdue (1)	19-2	740
4	Duke	17-2	707
5	Kansas	16-3	639
6	Michigan State	17-3	589
7	West Virginia	16-3	571
8	Cincinnati	17-2	566
8	Xavier	18-3	566
10	North Carolina	16-4	517
11	Oklahoma	14-4	407
12	Arizona	16-4	403
13	Ohio State	17-4	385
14	Texas Tech	15-4	346
15	Gonzaga	17-4	288
16	Wichita State	15-4	280
17	Clemson	16-3	275
18	Saint Mary's	19-2	217
19	Auburn	17-2	190
20	Arizona State	15-4	187
21	Tennessee	13-5	158
22	Florida	14-5	136
23	Rhode Island	15-3	107
24	Miami	14-4	98
25	Michigan	17-5	97

Others receiving votes: Kentucky 92, Nevada 90, Seton Hall 55, Louisville 45, Creighton 30, TCU 29, Providence 7, Alabama 6, Kansas State 6, Boise State 5, Middle Tennessee 4, **Florida State 2**, New Mexico State 2, Louisiana 1

WAARDENBURG MAKES MIAMI DEBUT

After redshirting last season and missing the first three games this year with a back injury, forward Sam Waardenburg made his college debut Nov. 22 against La Salle.

He scored seven points in 13 minutes against La Salle and followed it up by scoring nine points and grabbing six boards in 16 minutes against North Florida.

The 6-foot-10 New Zealand native has added about 15 pounds to his frame since arriving at UM.

LARRAÑAGA TOPS ACC EXPECTATIONS

In each of Jim Larrañaga's first six seasons, Miami finished the year in a standing that exceeded its preseason ACC ranking.

Miami was picked fourth in the preseason coaches' poll behind Duke, UNC and Notre Dame. The Hurricanes' preseason ACC rankings, followed by their finishes, under Larrañaga:

2016-17 - 9th - t-7th	2015-16 - 5th - t-2nd
2014-15 - 10th - t-6th	2013-14 - 12th - 10th
2012-13 - 5th - 1st	2011-12 - 5th - t-4th

WHO'S BACK

The Hurricanes welcome back 10 players from their 2017 NCAA Tournament squad, including starters Bruce Brown Jr., Anthony Lawrence II and Ja'Quan Newton. In all, Miami returns six players who averaged double-figure minutes.

Newton averaged 13.5 points and 31.4 minutes per game last year. After a standout rookie season, Brown (11.8 ppg, 5.6 rpg, 31.9 mpg) is back, as is Lawrence (6.8 ppg, 3.8 rpg, 26 mpg).

Miami also returns DJ Vasiljevic, Ebuka Izundu and Dewan Huell, each of whom averaged at least 13 minutes per game last year. Izundu and Huell are the Canes' top returning post threats, while Vasiljevic averaged six points in 17 minutes per game off the bench.

CANES WELCOME STRONG CLASS OF ROOKIES

Miami added three high-touted newcomers this year in Deng Gak, Chris Lykes and Lonnie Walker IV. Each was an ESPN Top 100 recruit last season.

A 2017 McDonald's All-American and consensus top-20 recruit, Walker IV was among 20 players named to the preseason watch list for the 2018 Jerry West Shooting Guard of the Year Award.

Walker recently was tabbed the "most exciting freshman in America" by ESPN.com's Myron Medcalf.

Lykes was ESPN's No. 45 recruit, while Gak was rated No. 91. Gak is redshirting this season.

BEST PRESEASON RANKING IN PROGRAM HISTORY

Ranked in the preseason polls for the first time since 2008-09, Miami was No. 13 in the preseason Associated Press poll. It marked the highest preseason AP ranking in program history. Miami also was No. 12 in the USA Today Coaches poll.

It is the third time Miami is among the top 25 teams to start the season. The Canes were ranked No. 25 prior to the 1999-2000 campaign and No. 17 heading into the 2008-09 season.

ACC OPERATION BASKETBALL

2017-18 PRESEASON POLL

(First-place votes in parentheses)

Team & Points

- Duke (57) - 1020
- North Carolina (7) - 921
- Notre Dame (4) - 852
- Miami (1) - 809**
- Louisville - 733
- Virginia - 690
- Virginia Tech - 549
- Florida State - 519
- Georgia Tech - 468
- Syracuse - 420
- Wake Forest - 378
- NC State - 310
- Clemson - 289
- Boston College - 181
- Pittsburgh - 141

2017-18 Preseason All-ACC Team

(votes in parentheses)

First Team

- Bonzie Colson, Notre Dame (64)
 Grayson Allen, Duke (60)
 Joel Berry II, North Carolina (58)
 Marvin Bagley III, Duke (26)
 Ben Lammers, Georgia Tech (25)

Second Team

- Bruce Brown Jr., Miami (22)**
 Quentin Snider, Louisville (12)
 Deng Adel, Louisville (12)
 Josh Okogie, Georgia Tech (11)
 Jerome Robinson, Boston College (11)

ACC Preseason Player of the Year

- Bonzie Colson, Notre Dame (49)
 Grayson Allen, Duke (9)
 Joel Berry II, North Carolina (9)
Bruce Brown Jr., Miami (1)
 Jerome Robinson, Boston College (1)

ACC Preseason Rookie of the Year

- Marvin Bagley III, Duke (58)
Lonnie Walker IV, Miami (3)
 Lavar Batts Jr., NC State (2)
 M.J. Walker, Florida State (2)
 Jalek Felton, North Carolina (1)
 Aamir Simms, Clemson (1)
 Oshae Brissett, Syracuse (1)
 De'Andre Hunter, Virginia (1)

MIAMI IN THE POLLS

Date	AP	USA Today	RPI	KenPom
Pre	13	12	-	-
Nov. 13	11	12	-	-
Nov. 20	11	11	-	-
Nov. 27	10	13	-	-
Dec. 4	10	11	46	14
Dec. 11	6	8	51	15
Dec. 18	6	7	39	14
Dec. 25	15	16	30	17
Jan. 1	15	17	22	18
Jan. 8	17	19	22	26
Jan. 15	25	23	20	30
Jan. 22	RV	24	19	28



ACC PRESEASON POLL

Miami was picked fourth in the 2017-18 ACC Coaches Preseason Poll, the Hurricanes' highest standing in the poll in Jim Larrañaga's seven years at the helm and matching their highest at any point during their 14 years in the ACC (fourth in 2008-09).

In each of Larrañaga's first six seasons, Miami finished the year in a standing that exceeded their preseason rank.

Miami followed Duke, North Carolina and Notre Dame in the preseason poll.

2017-18 ROSTER HAS SIX TOP-100 RECRUITS

Miami signed three ESPN Top 100 recruits for the class of 2017, including No. 18 Lonnie Walker from Reading, Pa., No. 46 Chris Lykes from Mitchellville, Md., and No. 92 Deng Gak from Blairstown, N.J.

The trio joins former ESPN Top 100 Hurricanes Bruce Brown (No. 26 in 2016), Dewan Huell (No. 28 in 2016) and Ja'Quan Newton (No. 58 in 2014) in the fall of 2017. In just seven seasons at The U, Larrañaga has recruited six of Miami's 11 ESPN Top 100 players since 2007.

ESPN Top 100 Players on 2017-18 Roster

18 Lonnie Walker - 2017 26 Bruce Brown - 2016
46 Chris Lykes - 2017 28 Dewan Huell - 2016
92 Deng Gak -2017 58 Ja'Quan Newton - 2014

Miami's ESPN Top 100 Players Since 2007

18 Lonnie Walker - 2017 53 Edwin Rios - 2007
26 Bruce Brown - 2016 58 Ja'Quan Newton - 2014
28 Dewan Huell - 2016 83 Garrius Adams - 2009
28 DeQuan Jones - 2008 88 Donnavan Kirk - 2009
43 Durand Scott - 2009 92 Deng Gak -2017
46 Chris Lykes - 2017

Recruits under Larrañaga are in *italics*

MIAMI EARNS HIGH GSR NUMBERS

Miami's men's basketball team posted an exemplary Graduation Success Rate (GSR), in the latest numbers released on Nov. 8 by the NCAA. Miami recorded a 92 percent GSR, which is based on the four entering classes from 2007-08 through 2010-11.

In addition, the UM football (83 percent), women's basketball (92 percent) and baseball (83 percent) programs all posted GSR totals above the NCAA average.

The NCAA Graduation Success Rate (GSR) was developed in response to college and university presidents suggesting that graduation data more accurately reflect the mobility among college students today. The GSR measures graduation rates at Division I institutions and includes students transferring into the institutions. The GSR also allows institutions to subtract student-athletes who leave their institutions prior to graduation as long as they would have been academically eligible to compete had they remained.

BIG SHOES TO FILL

Miami lost a pair of 2016-17 starters to graduation - guard Davon Reed and forward Kamari Murphy.

A 2017 Third-Team All-ACC honoree, Reed led the Hurricanes in scoring at 14.9 points per game while averaging a team-high 35.3 minutes per game. Reed was selected No. 32 overall by the Phoenix Suns in the second round of the 2017 NBA Draft, the 20th player in program history to be drafted.

Playing in 131 career games (99 starts), Reed scored 1,343 points, good for No. 16 on the Hurricanes' all-time scoring list.

The 6-foot-8, 220-pound Murphy was a force in the middle, averaging 7.1 points and 7.3 rebounds per game.

BROWN, WALKER EARN PLAUDITS FROM ESPN.COM

In October, ESPN.com listed Bruce Brown as the best college shooting guard draft prospect for the 2018 NBA Draft. Lonnie Walker was tabbed second best.

They were the lone teammates on the 10-man list.

Brown and Walker were listed 12th and 13th, respectively on ESPN's top 100 draft prospects for 2018, as Miami was one of 13 college teams to have multiple players on the list.

VASILJEVIC LOOKS TO BUILD ON BIG SUMMER

Sophomore G Dejan Vasiljevic had a strong summer playing internationally with Australia's Emerging Boomers at the World University Games in Taipei.

The Melbourne native averaged 21.5 points a game on 45.3 percent shooting from the field in eight games in the tournament.

Vasiljevic scored 20-plus points and led the team in scoring in five of the eight games as the Emerging Boomers finished ninth in the field.

He closed out play with a 28-point performance in a 101-96 win over Canada.

COACHING COORDINATORS

Miami's assistant coaching staff is set up in a coordinator system. Jamal Brunt serves as the offensive coordinator, while Chris Caputo handles the defense. Adam Fisher manages the scout for every opponent.

MILES WILSON JOINS MIAMI PROGRAM

Jim Larrañaga added Miles Wilson to the Hurricanes' incoming class of 2017. A 6-foot-5-inch transfer from Mount St. Mary's, Wilson will sit out the 2017-18 season because of NCAA transfer rules, then have three years of eligibility with the Hurricanes.

Wilson averaged 11.8 points per game and 3.9 rebounds in 28.9 minutes per game and was named to the Northeast Conference All-Rookie Team.

In the NCAA Tournament's First Four, Wilson scored 17 points and grabbed 11 rebounds in a 67-66 win over New Orleans before recording a game-high 22 points with seven rebounds against top-seeded Villanova.

CANES SEEK ANOTHER 20-WIN CAMPAIGN

Jim Larrañaga posted five 20-win seasons in his first six years at The U and 11 career 20-win seasons. The 21-win campaign in 2016-17 was Miami's eighth 20-win season since joining the ACC (2004-05). Larrañaga is just the second coach in Miami history with five 20-win seasons, joining Bruce Hale (1954-67).

The Canes won seven or more ACC games in each of Larrañaga's first six seasons and have had 10 or more league victories in four years. Prior to Larrañaga's arrival, Miami had never won 10 ACC games in a season.

SUCCESS FOR BOTH MIAMI BASKETBALL TEAMS

The Miami men's and women's basketball teams both landed in the NCAA Tournament for the second straight season in 2017, the first time both Miami basketball teams played in The Dance in consecutive years.

Miami was one of seven schools, four of which are in the ACC, with both its men's and women's basketball teams ranked in the preseason USA TODAY Coaches Poll. The others on the list were Baylor, Duke, Louisville, Notre Dame, UCLA and West Virginia.

MIAMI'S RECORD WHEN ...

Record	2017-18		Larranaga	
	All	ACC	At UM	ACC
All games	15-4	4-3	154-73	68-45
Home	7-1	2-1	83-23	40-16
Away	5-2	2-2	45-34	28-29
Neutral	3-1	-	26-16	-
November	6-0	-	35-9	-
December	6-1	1-0	33-10	2-1
January	3-3	3-3	29-21	27-21
February	-	-	33-18	33-18
March	-	-	24-14	7-5
April	-	-	-	0-1
vs. Top-10 opponents	0-1	0-1	7-14	6-10
vs. Top-25 (includes Top-10)	2-2	1-2	18-33	12-24
vs. RV opponents (either poll)	1-0	1-0	12-4	5-1
vs. Teams over .500 on game day	9-3	4-2	98-65	51-39
vs. Teams under .500 on game day	3-1	0-1	34-7	13-6
vs. Teams at .500 on game day	3-0	-	18-1	4-0
While UM in Top 25	15-4	4-3	57-21	28-15
While UM is RV (only)	-	-	39-13	14-7
Leading at halftime	10-0	3-0	116-16	48-13
Trailing at halftime	1-3	1-2	29-53	16-29
Tied at halftime	4-1	0-1	9-4	3-3
In overtime games	1-0	1-0	8-7	5-3
Single overtime	1-0	1-0	5-6	3-2
Double overtime	0-0	-	3-1	2-1
Leading w/2:00 left in regulation	14-0	3-0	142-8	62-4
Trailing w/2:00 left in regulation	1-4	1-3	10-62	5-40
Tied w/2:00 left in regulation	0-0	-	2-1	0-1
UM shoots 50% or better from field	11-0	2-0	63-5	21-2
UM shoots 40-49% from field	2-0	1-0	73-24	38-20
UM shoots under 40% from field	2-4	1-3	19-44	9-23
Opp. shoots 50% or better from field	2-1	1-1	11-25	6-15
Opp. shoots 40-49% from field	5-1	2-1	65-30	33-18
Opp. shoots under 40% from field	8-2	1-1	80-17	30-11
UM shoots 70% or better from line	5-3	3-2	94-38	42-23
UM shoots less than 70% from line	10-1	1-1	60-35	35-21
UM makes more 3-point FGs	11-1	3-1	83-29	37-23
UM makes fewer 3-point FGs	2-3	0-2	45-32	22-19
3-point FGs are even	2-0	1-0	17-5	9-3
4+ Canes in double figures	7-2	2-2	76-15	30-11
3 Canes in double figures	6-1	2-0	58-27	30-12
2 or fewer Canes in double figures	2-1	0-1	20-31	8-22
Outrebounding opponent	10-2	2-2	102-26	39-18
Opp. outrebounds UM	5-2	2-1	45-47	26-27
Tied in rebounds	0-0	-	6-0	3-0
UM records 10 or more steals	0-2	0-2	21-6	7-3
UM records 15 or more assists	8-0	1-0	50-4	21-3
UM commits fewer than 15 turnovers	12-3	2-2	130-59	57-38
UM commits 15 or more turnovers	3-1	2-1	22-8	9-7
UM commits fewer turnovers than opp.	10-2	2-2	83-28	37-16
UM commits more turnovers than opp.	4-2	1-1	53-32	22-21
Tied in turnovers	1-0	-	15-12	9-8
UM scores 59 points or fewer	2-2	0-1	13-36	7-22
UM scores 60-69 points	2-1	1-1	40-24	21-12
UM scores 70-79 points	3-1	1-1	60-12	26-10
UM scores 80-89 points	7-0	2-0	29-1	10-1
UM scores 90-99 points	1-0	-	11-0	3-0
UM scores 100 or more points	0-0	-	1-0	0-0
Playing during morning (11 a.m.)	-	-	1-1	-
Playing during afternoon	5-1	2-1	49-25	28-18
Playing in evening (5 p.m. or later)	10-3	2-2	102-46	40-27
Games decided by 3 points or fewer	2-0	1-0	18-13	10-9
Games decided by 4-10 points	4-4	2-3	48-30	26-22
Games decided by 11-19 points	4-0	1-0	52-21	21-9
Games decided by 20+ points	5-0	-	36-8	11-4



LARRAÑAGA 12TH IN WINS AMONG ACTIVE DIVISION I NCAA COACHES

Entering the 2017-18 season, Jim Larrañaga ranks 12th in career wins among active Division I coaches with 609. Of those 12, five are in the Naismith Memorial Basketball Hall of Fame, including four from the Atlantic Coast Conference.

Now in his 34th season as a head coach, Larrañaga ranks 47th in all-time NCAA victories.

In his career, Larrañaga won 27 games at American International, 170 at Bowling Green, 273 at George Mason and 139 at Miami. He is one of 15 coaches all-time with 100 or more wins at three D-I schools, four of whom are actively coaching.

WINNINGEST ACTIVE COACHES

(minimum five years as Division I head coach)

Rank	Coach	Wins*
1.	Mike Krzyzewski, Duke	1,071
2.	Jim Boeheim, Syracuse	903
3.	Bob Huggins, West Virginia	819
4.	Roy Williams, North Carolina	816
5.	Rick Byrd, Belmont	754
6.	Cliff Ellis, Coastal Carolina	733
7.	John Beilein, Michigan	691
8.	Larry Hunter, Western Carolina	689
9.	John Calipari, Kentucky	652
10.	Rick Barnes, Tennessee	635
11.	Bill Self, Kansas	623
12.	Jim Larrañaga, Miami	609
13.	Lon Kruger, Oklahoma	601
14.	Dana Altman, Oregon	597

*Totals listed are at end of 2016-17 regular season

LARRAÑAGA AND CAPUTO IN 16TH YEAR TOGETHER

Head coach Jim Larrañaga and associate head coach Chris Caputo are beginning their 16th season together, dating back to their time at George Mason.

Caputo started on Larrañaga's staff as the video coordinator for the 2002-03 season, and along the way, the native of Elmhurst, N.Y., was an assistant coach and is now the associate head coach for the Hurricanes. Caputo helped the 2006 GMU team to the NCAA Final Four and has made five total NCAA Tournament appearances with Larrañaga.

Both Caputo and Larrañaga attended Archbishop Molloy (N.Y.) High School and played for legendary head coach Jack Curran.

INDIVIDUAL HIGHS/LOWS

MIAMI INDIVIDUAL GAME HIGHS

Points	26, Lonnie Walker vs Boston U. (12/05/17)
Field Goals Made	10, Dewan Huell at Minnesota (11/29/17)
Field Goal Att.	18, Lonnie Walker vs. Louisville (1/24/18)
3-Point FG Made	5, Lonnie Walker vs Boston University (12/05/17)
	5, DJ Vasiljevic vs Princeton (12/2/17)
	5, Lonnie Walker vs. Duke (1/15/18)
3-Point FG Att.	10, DJ Vasiljevic vs Gardner-Webb (11/10/17)
Free Throws Made	12, Bruce Brown Jr. vs. Florida State (1/7/18)
Free Throw Att.	14, Bruce Brown Jr. vs. Florida State (1/7/18)
Rebounds	13, Dewan Huell vs. Duke (1/15/18)
Assists	10, Bruce Brown vs Gardner-Webb (11/10/17)
Steals	5, Anthony Lawrence vs. Duke (1/15/18)
Blocked Shots	4, Bruce Brown at Georgia Tech (1/3/18)
Turnovers	5, Anthony Lawrence vs. Florida State (1/7/18)
Minutes	40, Lonnie Walker vs. Louisville (1/24/18)

OPPONENT INDIVIDUAL GAME HIGHS

Points	30, Josh Okogie, Georgia Tech (1/3/18)
	30, Gary Trent Jr., Duke (1/15/18)
Field Goals Made	12, Omer Yurtseven, NC State (1/21/18)
Field Goal Att.	23, Josh Okogie, Georgia Tech (1/3/18)
3-Point FG Made	6, Gary Trent Jr., Duke (1/15/18)
3-Point FG Att.	9, Four times
Free Throws Made	9, Josh Okogie, Georgia Tech (1/3/18)
Free Throw Att.	12, Josh Okogie, Georgia Tech (1/3/18)
Rebounds	16, B.J. Johnson, La Salle (11/22/17)
Assists	14, Markell Johnson, NC State (1/21/18)
Steals	5, Braian Angola, Florida State (1/7/18)
	5, Grayson Allen, Duke (1/15/18)
Blocked Shots	7, Reggie Lynch, Minnesota (11/29/17)
Turnovers	7, Jose Alvarado, Georgia Tech (1/3/18)
	7, Ivan Gandia-Rosa, North Florida (11/25/17)

2017-18 STARTERS BY GAME

Opp.	Guard	Guard	Guard	Guard	Center
GWebb	Newton	Brown	Vasiljevic	Lawrence	Huell
Navy	Newton	Brown	Vasiljevic	Lawrence	Huell
FAMU	Newton	Brown	Vasiljevic	Lawrence	Huell
La Salle	Newton	Brown	Vasiljevic	Lawrence	Huell
UNF	Newton	Brown	Vasiljevic	Lawrence	Huell
MINN	Newton	Brown	Vasiljevic	Lawrence	Huell
PRIN	Newton	Brown	Vasiljevic	Lawrence	Huell
BU	Newton	Walker	Vasiljevic	Lawrence	Huell (1; 1-0)
at GW	Newton	Brown	Vasiljevic	Lawrence	Huell
at Hawaii	Newton	Brown	Vasiljevic	Lawrence	Huell
vs NMSU	Newton	Brown	Vasiljevic	Lawrence	Huell
vs MTSU	Newton	Brown	Vasiljevic	Lawrence	Huell
at Pitt	Newton	Brown	Vasiljevic	Lawrence	Huell
at GT	Newton	Brown	Vasiljevic	Lawrence	Huell (13; 11-2)
vs FSU	Newton	Brown	Walker	Lawrence	Huell
at CLEM	Newton	Brown	Walker	Lawrence	Huell
Duke	Newton	Brown	Walker	Lawrence	Huell
at NCSU	Newton	Brown	Lykes	Lawrence	Huell (1; 1-0)
L'VILLE	Newton	Brown	Walker	Lawrence	Huell (4; 2-2)

MIAMI'S LARGEST IN 2017-18

Lead.....	37, vs. Gardner-Webb, 11/10
Deficit	13 (2H), at Clemson, 1/13
	13 (1H), vs. Middle Tennessee, 12/25
Halftime Lead	24, vs. Florida A&M, 11/16
Halftime Deficit ..4, at Clemson, 1/13, & vs New Mexico State, 12/23	
Margin of Victory	34, vs. Navy, 11/12
Margin of Defeat	10, at Georgia Tech, 1/3
Deficit in Win	13 (1H), vs. Middle Tennessee, 12/25
Halftime Deficit in Win	1, Louisville, 1/24
Lead in Loss	13, vs. Duke (2H), 1/15
Halftime Lead in Loss	-
Most Points in First Half	46, vs. Florida A&M, 11/16
Fewest Points in First Half	19, vs. La Salle, 11/22
Opponent Most Points in 1st Half.....	42, Duke, 1/15
Opponent Fewest Points in 1st Half	15, at GW, 12/16
Most Points in 2nd Half	50, 4x, last at NC State, 1/21
Fewest Points in 2nd Half	26, at Georgia Tech, 1/3
Opponent Most Points in 2nd Half	52, vs. Middle Tenn., 12/25
Opponent Fewest Points in 2nd Half	15, at GW, 12/16

HIGHS/LOWS

Miami - GAME HIGHS

Points	90	Florida A&M (11/16)
Field Goals Made	35	at Minnesota (11/29)
	35	Navy (11/12)
	35	Duke (1/15)
Field Goal Att.	78	vs Middle Tennessee (12/25)
Field Goal Pct.	.600 (30-50)	vs Princeton (12/2)
3 Pt FG Made	14	Florida A&M (11/16)
3 Pt FG Att.	26	Gardner-Webb (11/10)
	26	Florida State (1/7)
3 Pt FG Pct.	.560 (14-25)	Florida State (1/7)
Free Throws Made	23	Florida State (1/7)
Free Throw Att.	32	Florida State (1/7)
Free Throw Pct.	.889 (8-9)	at Pitt (12/30)
Rebounds	49	Louisville (1/24)
Assists	26	at NC State (1/21)
Steals	13	Duke (1/15)
Blocks	8	at Pitt (12/30/17)
Turnovers	18	at Georgia Tech (1/3)
Fouls	20	Florida State (1/7)
	20	vs Middle Tennessee (12/25)
	20	at Minnesota (11/29)

Opponent - GAME HIGHS

Points	83	Duke (1/15)
Field Goals Made	31	NC State (1/21)
	31	Duke (1/15)
Field Goal Att.	65	Louisville (1/24)
	65	Boston U. (12/5)
Field Goal Pct.	.554 (31-56)	Duke (1/15)
3 Pt FG Made	12	at Clemson (1/13)
3 Pt FG Att.	32	vs Princeton (12/2)
3 Pt FG Pct.	.571 (12-21)	at Clemson (1/13)
Free Throws Made	20	at Minnesota (11/29)
Free Throw Att.	26	Florida State (1/7/)
	26	at Minnesota (11/29)
Free Throw Pct.	1.000 (6-6)	Florida A&M (11/16)
Rebounds	44	Florida State (1/7)
	44	at GW (12/16)
Assists	22	at NC State (1/21)
Steals	13	at Georgia Tech (1/3)
Blocks	12	at Minnesota (11/29)
Turnovers	20	North Florida (11/25)
Fouls	26	vs Middle Tennessee (12/25)

Miami - GAME LOWS

Points	54	at Georgia Tech (1/3)
	54	vs New Mexico State (12/23)
FG Made	18	vs New Mexico State (12/23)
FG Att.	48	Boston U. (12/5)
FG Pct.	.340 (18-53)	vs New Mexico State (12/23)
3 Pt FG Made	2	vs New Mexico State (12/23)
3 Pt FG Att.	13	at Hawaii (12/23)
3 Pt FG Pct	.111 (2-18)	vs New Mexico State (12/23)
Free Throws Made	4	at GW (12/16)
Free Throw Att.	8	at GW (12/16)
Free Throw Pct.	.455 (10-22)	Florida A&M (11/16)
Rebounds	24	at NC State 1/21)
Assists	4	vs New Mexico State (12/23)
Steals	1	vs New Mexico State (12/23)
Blocks	1	North Florida (11/25)
Turnovers	8	at Minnesota (11/29)
	8	at GW (12/16)
	8	at Clemson (1/13)
Fouls	12	at Pitt (12/30)
	12	Florida A&M (11/16)
	12	Navy (11/12)

Opponent - GAME LOWS

Points	45	Gardner-Webb (11/10)
FG Made	15	vs La Salle (11/22)
FG Att.	47	at Pitt (12/30)
FG Pct.	.288 (15-52)	vs La Salle (11/22)
3 Pt FG Made	0	vs La Salle (11/22)
3 Pt FG Att.	15	vs Middle Tennessee (12/25)
	15	vs La Salle (11/22)
3 Pt FG Pct.	.000 (0-15)	vs La Salle (11/22)
Free Throws Made	1	Gardner-Webb (11/10)
Free Throw Att.	6	Gardner-Webb (11/10)
	6	Florida A&M (11/16)
Free Throw Pct.	.167 (1-6)	Gardner-Webb (11/10)
Rebounds	23	at Pitt (12/30)
Assists	3	vs La Salle (11/22)
Steals	2	vs Middle Tennessee (12/25)
Blocks	0	4 times, last vs MTSU (12/25)
Turnovers	8	at Georgia Tech (1/3)
	8	vs New Mexico State (12/23)
Fouls	12	at NC State (1/21)
	12	at GW (12/16)



THE LAST TIME ...

Player Scored 30 Points

Miami Bruce Brown (30), vs. North Carolina, 1/28/17
Opponent Gary Trent Jr. (30), vs. Duke, 1/15/18

Player Scored 35 Points

Miami Jack McClinton (35) vs. North Carolina, 3/15/09
Opponent Xavier Rathan-Mayes (35) Florida State, 2/25/15

Player Scored 40 Points

Miami Darius Rice (43) vs. Connecticut, 1/20/03
Opponent Sean Singletary (41), Virginia, 3/1/08

Two Players Scored 20 Points

Miami Bruce Brown Jr. (23), Dewan Huell (20), vs. Florida State, 1/7/18
Opponent Dennis Smith Jr. (31), Terry Henderson (21), at NC State, 2/4/17

Three Players Scored 20 Points

Miami Dwayne Collins (23), Brian Asbury (21), Jack McClinton (20) vs. Virginia Tech, 1/25/09
Opponent Travis Mays (40), Alvin Heggs (22), Lance Blanks (21), Texas, 2/22/89

Five (not 5+) Players Scored in Double Figures

Miami Dewan Huell (23), Bruce Brown (16), Ja'Quan Newton (12), DJ Vasiljevic (11) and Chris Lykes (10) at Minnesota
Opponent Justin Robinson (15), Chris Clarke (13), Ahmed Hill (12), Seth Allen (10), Zach LeDay (10) vs. Virginia Tech 2/9/17

Six (not 6+) Players Scored in Double Figures

Miami Bruce Brown (15), Ja'Quan Newton (15), DJ Vasiljevic (15), Chris Lykes (13), Anthony Lawrence (11) and Dewan Huell (10) vs. Florida A&M, 11/16/17

Seven+ Players Scored in Double Figures

Miami Sheldon McClellan (18), Ja'Quan Newton (15), James Palmer (14), Ebuka Izundu (11) Angel Rodriguez (11), Ivan Cruz Uceda (10), Anthony Lawrence Jr. (10) vs. Mississippi State 11/19/15

Player Grabbed 15 Rebounds

Miami Kamari Murphy (15), at Duke, 1/21/17
Opponent Brice Johnson (15) vs. North Carolina, 2/20/16

Two Players Grabbed 10 Rebounds

Miami Dewan Huell (12) and Bruce Brown (11), vs. Louisville, 1/24/18
Opponent Jordan Murphy (14) and Reggie Lynch (10), Minnesota, 11/29/17

Three Players Grabbed 10 Rebounds

Miami Mark Richardson (11), Eric Brown (10), Joe Wylie (10) vs. FIU, 3/6/89
Opponent Matt Harpring (12), Dion Glover (10), Michael Maddox (10), Georgia Tech, 12/27/97

Player Had 10 Assists

Miami Bruce Brown (10), vs. Gardner-Webb, 11/10/17
Opponent John Gillon (11), at Syracuse, 1/4/17

Player Had 10 Blocks

Miami Anthony King (10) vs. Florida Atlantic, 11/29/04
Opponent Jarvis Varnado (10), Mississippi State, 12/13/07

Player Had a Double-Double

Miami Dewan Huell (18 pts, 12 reb), vs. Louisville, 1/24/18
Opponent Marvin Bagley III (13 pts, 12 reb) and Wendell Carter (15 pts, 14 reb), vs. Duke, 1/15/18

Player Had a Triple-Double

Miami Bruce Brown (10 pts, 11 reb, 11 ast), vs. Gardner-Webb, 11/10/17
Opponent Brendan Haywood (18 pts, 14 reb, 10 blks), North Carolina, 12/4/00

Two Players Had Double-Doubles

Miami Kamari Murphy (11 pts, 13 reb) and Davon Reed (10 pts, 12 reb) vs. Buffalo, 3/17/16
Opponent Marvin Bagley III (13 pts, 12 reb) and Wendell Carter (15 pts, 14 reb), vs. Duke, 1/15/18

Team Scored 100 Points

Miami 105, vs. Mississippi State, 11/19/15
Opponent 105, North Carolina, 1/31/07

Team Scored 90-99 Points

Miami 90, vs. Florida A&M, 11/16/17
Opponent 96, at Wake Forest, 1/18/17

Team Scored 50 Points in a Half

Miami 50 (2nd half) at NC State, 1/21/18
Opponent 55 (2nd half) vs. Boston College, 1/25/17

Team Shot 50 Percent in Both Halves

Miami .542 (13-24) / .600 (21-35), at NC State, 1/21/18
Opponent .552 (16-29) / .556 (15-27), vs. Duke, 1/15/18

Team Shot 60 Percent in a Half

Miami .600 (21-35), second half, at NC State, 1/21/18
Opponent .640 (16-25), second half, vs. Michigan State, 3/17/17

Team Shot 70 Percent in a Half

Miami .720 (18-25), second half, vs. Middle Tennessee, 12/25/17

Team Shot 60 Percent in a Game

Miami .600 (30-50), vs. Middle Tennessee, 12/25/17
Opponent .627 (32-51), Villanova, 3/24/16

Team Shot Less Than 30 Percent in a Game

Miami .293 (12-41), vs. Eastern Kentucky, 12/19/14
Opponent .290 (18-62), vs. South Carolina State, 12/6/16

Team Won by 50+ Points

Miami 50, vs. Nova Southeastern, 11/16/09
Opponent 53, by Notre Dame, 2/22/86

Team won by 40-49 Points

Miami 49, vs. Western Carolina, 11/11/16
Opponent 41, at North Carolina, 1/31/07

Team Won by 30-39 Points

Miami 31, vs. Florida A&M, 11/16/17
Opponent 32, at Charlotte, 11/28/00

Overtime

Miami won in overtime 78-75 (OT) vs. Louisville, 1/24/18
Miami lost in overtime 66-64 (OT) vs. Stanford, 4/2/15, NIT Championship

Rankings

Miami defeated a ranked opponent 80-74, vs. No. 24 Florida State, 1/7/18
Miami lost to a ranked opponent 83-75, vs. No. 5 Duke, 1/15/18
Miami defeated a top 5 opponent 64-61 vs. No. 3 Virginia, 2/22/16
Miami lost to a top 5 opponent 83-75, vs. No. 5 Duke, 1/15/18

THE LAST TIME A MIAMI FRESHMAN ...

Scored 30 Points: Bruce Brown (30), vs. North Carolina, 1/28/17

Scored 20+ Points: Lonnie Walker IV (25), vs. Louisville, 1/24/18

Perfect from Field (5+ att): Reggie Johnson (RS), 8-of-8, vs. Wake Forest, 3/11/10

Perfect from 3-Pt (3+ att): Anthony Lawrence, 4-of-4, vs. Notre Dame, 2/3/16

10+ Rebounds: Bruce Brown, 12, vs. George Washington, 12/22/16

10+ Assists: Bruce Brown, 10, vs. South Carolina State, 12/6/16

5-9 Assists: Chris Lykes, 5, at NC State, 1/21/18

5+ Steals: Shane Larkin, 6, vs. North Carolina, 1/10/12

4+ Blocks: Raphael Akpejori, 4, McNeese State, 11/24/10

Double-Double: Bruce Brown (14 pts, 12 reb), vs. George Washington, 12/22/16

Triple-Double: Bruce Brown (11 pts, 11 reb, 10 ast), vs. South Carolina State, 12/6/16



JIM LARRAÑAGA

7TH SEASON AT MIAMI, 34TH SEASON AS HEAD COACH

COACHING EXPERIENCE

Head Coach

2011- Miami
1997-2011 George Mason
1986-97 Bowling Green
1977-79 American International

Assistant Coach

1979-86 Virginia
1971-76 Davidson

Player/Coach

1977 Geronemo Basketball Club (Belgium)

PLAYING CAREER

Geronemo Basketball Club (Belgium) 1976-77
Providence College, 1967-71
Archbishop Molloy, 1963-67

COACHING HONORS

AP, Naismith, Iba, Rupp Coach of the Year, 2013
NABC All-District II, 2013
USBWA District IV Coach of the Year, 2013, 2016
Clair Bee National Coach of the Year, 2006
ACC Coach of the Year, 2013, 2016
CAA Coach of the Year, 1999, 2011
MAC Coach of the Year, 1997

TEAM HONORS

Eight NCAA tournament appearances
1999, 2001, 2006, 2008, 2011, 2013, 2016, 2017
Eight postseason NIT appearances
1990, 1991, 1997, 2002, 2004, 2009, 2012, 2015
11 20-win seasons

PERSONAL

Hometown Bronx, N.Y.
Born Oct. 2, 1949
Family Wife: Liz, Sons: Jay and Jon
Grandchildren: Tia, James, Jon Temple, Henry
Education Providence College, 1971, B.A. Economics
Archbishop Molloy High School, 1967

NOTABLE COLLEGE PLAYERS COACHED

Shane Larkin (Miami) - Currently with Boston Celtics; 2013 NBA first-round draft pick (18th overall), 2013 ACC Player of the Year, ACC Tournament MVP, finalist for Cousy, Naismith & Wooden awards, All-ACC First Team and All-ACC Defensive Team, Lute Olson National Player of the Year, AP and NABC All-American (Second team)

Sheldon Mac (formerly McClellan) (Miami) - Currently with Washington Wizards; 2016 All-ACC Second Team, ACC Tournament Second Team

Davon Reed (Miami) - Currently with Phoenix Suns; 32nd pick in 2017 NBA Draft, 2017 All-ACC Third Team

Durand Scott (Miami) - 2013 ACC Defensive Player of the Year, 2013 All-ACC Third Team, 2013 ACC Tournament First Team

George Evans (George Mason) - Three-time CAA Player of the Year, CAA Rookie of the Year, three-time CAA Defensive Player of the Year, three-time CAA All-Defensive Team

Antonio Daniels (Bowling Green) - Played 13 seasons in NBA; 1997 MAC Player of the Year, 1994 MAC Freshman of Year

NOTABLE NBA PLAYERS COACHED

Lance Blanks (UVA) Frank Booker (BGSU) Rick Carlisle (UVA)
Antonio Daniels (BGSU) Jeff Jones (UVA) Andrew Kennedy (UVA)
Jeff Lamp (UVA) Shane Larkin (UM) Lewis Latimore (UVA)
Sheldon Mac (UM) Jason Miskiri (GMU) Olden Polynice (UVA)
Lee Raker (UVA) Davon Reed (UM) Ralph Sampson (UVA)
Tom Sheehey (UVA) Clinton Venable (BGSU) Othell Wilson (UVA)

STUDENT-ATHLETE HONORS

At Miami

- One All-American
- One USBWA All-District IV selection
- One Basketball Times All-District
- One ACC Player of the Year
- One ACC Defensive Player of the Year
- One ACC Tournament MVP
- 14 All-ACC postseason selections
- Five ACC-All-Defensive Team selections
- One ACC All-Rookie Team selection
- Four ACC Academic Honor Roll picks
- Seven ACC Players of the Week
- One ACC Rookie of the Week
- Six ACC All-Tournament team selections
- Two NIT All-Tournament Team picks
- Two NABC Honors Court selections

Prior to Miami

- Two All-Americans
- 28 All-CAA selections
- Nine CAA All-Defensive Team picks
- Eight CAA All-Rookie Team picks
- Three Dean Ehlers Award winners (given to CAA player who best meets criteria of academic achievement, leadership and community service)
- 12 All-MAC selections
- Two MAC Freshman of Year selections
- Four MAC All-Freshman Team picks

YEAR-BY-YEAR

Year	School	Overall		Conference	
		W-L	W-L	Finish	Postseason
1977-78	American International	14-13			
1978-79	American International	13-13			
1986-87	Bowling Green	15-14	10-6	3	
1987-88	Bowling Green	12-16	7-9	t-5	
1988-89	Bowling Green	13-15	6-10	t-6	
1989-90	Bowling Green	18-11	9-7	t-3	NIT First Round (0-1)
1990-91	Bowling Green	17-13	9-7	t-4	NIT First Round (0-1)
1991-92	Bowling Green	14-15	8-8	5	
1992-93	Bowling Green	11-16	8-10	t-6	
1993-94	Bowling Green	18-10	12-6	t-2	
1994-95	Bowling Green	16-11	10-8	t-5	
1995-96	Bowling Green	14-13	9-9	t-6	
1996-97	Bowling Green	22-10	13-5	t-1	NIT First Round (0-1)
1997-98	George Mason	9-18	6-10	6	
1998-99	George Mason	19-11	13-3	1	NCAA First Round (0-1)
1999-00	George Mason	19-11	12-4	t-1	
2000-01	George Mason	18-12	11-5	3	NCAA First Round (0-1)
2001-02	George Mason	19-10	13-5	2	NIT First Round (0-1)
2002-03	George Mason	16-12	11-7	4	
2003-04	George Mason	23-10	12-6	3	NIT Third Round (2-1)
2004-05	George Mason	16-13	10-8	6	
2005-06	George Mason	27-8	15-3	t-1	NCAA Final Four (4-1)
2006-07	George Mason	18-15	9-9	5	
2007-08	George Mason	23-11	12-6	2	NCAA First Round (0-1)
2008-09	George Mason	22-11	13-5	2	NIT First Round (0-1)
2009-10	George Mason	17-15	12-6	4	CIT First Round (0-1)
2010-11	George Mason	27-7	16-2	1	NCAA Second Round (1-1)
2011-12	Miami	20-13	9-7	t-4	NIT Second Round (1-1)
2012-13	Miami	29-7	15-3	1	NCAA Sweet 16 (2-1)
2013-14	Miami	17-16	7-11	10	
2014-15	Miami	25-13	10-8	6	NIT Championship Game (4-1)
2015-16	Miami	27-8	13-5	t-2	NCAA Sweet 16 (2-1)
2016-17	Miami	21-12	10-8	t-7	NCAA First Round (0-1)
2017-18	Miami	15-4	4-3	-	
Overall		624-407	334-209		
2 years	American International	27-26 (.509)			
11 years	Bowling Green	170-144 (.541)			
14 years	George Mason	273-164 (.625)			
7 years	Miami	154-73 (.678)			
34 years		624-407 (.605)			



2017-18 Miami Men's Basketball Miami Combined Team Statistics (as of Jan 25, 2018) All games

RECORD:	OVERALL	HOME	AWAY	NEUTRAL
ALL GAMES	15-4	7-1	5-2	3-1
CONFERENCE	4-3	2-1	2-2	0-0
NON-CONFERENCE	11-1	5-0	3-0	3-1

##	Player	gp-gs	Total		3-Point		F-Throw		Rebounds		pf	dq	a	to	blk	stl	pts	avg				
			min	avg	fg-fga	fg%	3fg-fga	3fg%	ft-fa	ft%									off	def	tot	avg
20	Dewan Huell	19-19	501	26.4	107-172	.622	0-3	.000	48-68	.706	43	89	132	6.9	38	0	10	24	22	10	262	13.8
11	Bruce Brown	18-18	608	33.8	73-174	.420	15-55	.273	42-68	.618	25	103	128	7.1	41	1	71	41	14	25	203	11.3
04	Lonnie Walker	19-5	446	23.5	69-162	.426	28-78	.359	27-37	.730	10	43	53	2.8	26	0	25	19	7	22	193	10.2
00	Ja'Quan Newton	19-19	521	27.4	64-148	.432	2-16	.125	32-50	.640	6	37	43	2.3	29	0	57	36	3	23	162	8.5
03	Anthony Lawrence	19-19	568	29.9	57-116	.491	23-49	.469	24-37	.649	29	94	123	6.5	51	1	42	37	20	22	161	8.5
01	DJ Vasiljevic	19-14	430	22.6	56-139	.403	35-97	.361	11-12	.917	6	42	48	2.5	28	0	9	8	2	10	158	8.3
02	Chris Lykes	19-1	349	18.4	54-129	.419	29-77	.377	16-25	.640	2	16	18	0.9	35	0	35	29	1	15	153	8.1
15	Ebuka Izundu	19-0	278	14.6	39-59	.661	0-0	.000	8-20	.400	30	39	69	3.6	46	1	5	21	13	6	86	4.5
21	Sam Waardenburg	8-0	73	9.1	7-22	.318	2-7	.286	0-0	.000	12	10	22	2.8	5	0	2	6	2	2	16	2.0
14	Rodney Miller	9-0	32	3.6	5-9	.556	0-0	.000	0-5	.000	0	3	3	0.3	4	0	0	2	0	0	10	1.1
05	Mike Robinson	5-0	10	2.0	1-2	.500	1-1	1.000	0-0	.000	0	0	0	0.0	0	0	1	0	0	0	3	0.6
35	Chris Stowell	5-0	9	1.8	0-1	.000	0-1	.000	0-0	.000	0	1	1	0.2	0	0	0	0	0	0	0	0.0
Team											27	29	56		1		7				2	
Total.....		19	3825		532-1133	.470	135-384	.352	208-322	.646	190	506	696	36.6	304	3	257	230	84	135	1409	74.2
Opponents.....		19	3825		440-1120	.393	114-380	.300	214-293	.730	201	460	661	34.8	313	5	214	268	64	117	1210	63.7

TEAM STATISTICS	UM	OPP	Date	Opponent	Score	Att.
SCORING	1409	1210	11/10/17	GARDNER-WEBB	w 77-45	7073
Points per game	74.2	63.7	11/12/17	NAVY	w 89-55	6611
Scoring margin	+10.5	-	11/16/17	FLORIDA A&M	w 90-59	6735
FIELD GOALS-ATT	532-1133	440-1120	11/22/17	vs La Salle	w 57-46	6735
Field goal pct	.470	.393	11/25/17	NORTH FLORIDA	w 86-65	7189
3 POINT FG-ATT	135-384	114-380	11/29/17	at Minnesota	w 86-81	14625
3-point FG pct	.352	.300	12/2/17	vs Princeton	w 80-52	8426
3-pt FG made per game	7.1	6.0	12/05/17	BOSTON UNIVERSITY	w 69-54	6893
FREE THROWS-ATT	208-322	214-293	12/16/17	at George Washington	w 59-50	3862
Free throw pct	.646	.730	12/22/17	at Hawai'i	w 75-57	7669
F-Throws made per game	10.9	11.3	12/23/17	vs New Mexico State	L 54-63	0
REBOUNDS	696	661	12/25/17	vs Middle Tennessee	w 84-81	6062
Rebounds per game	36.6	34.8	* 12/30/17	at Pitt	w 67-53	5307
Rebounding margin	+1.8	-	* 01/03/18	at Georgia Tech	L 54-64	5568
ASSISTS	257	214	* 01/07/18	FLORIDA STATE	w 80-74	7647
Assists per game	13.5	11.3	* 01/13/18	at Clemson	L 63-72	9000
TURNOVERS	230	268	* 01/15/18	DUKE	L 75-83	7972
Turnovers per game	12.1	14.1	* 01/21/18	at NC State	w 86-81	17265
Turnover margin	+2.0	-	* 01/24/18	LOUISVILLE	Wot 78-75	7190
Assist/turnover ratio	1.1	0.8				
STEALS	135	117				
Steals per game	7.1	6.2				
BLOCKS	84	64				
Blocks per game	4.4	3.4				
ATTENDANCE	57310	84519				
Home games-Avg/Game	8-7164	7-9042				
Neutral site-Avg/Game	-	4-5306				

* - Conference game

Score by Periods	1st	2nd	OT	Totals
Miami	645	755	9	1409
Opponents	530	674	6	1210



2017-18 Miami Men's Basketball
Miami Combined Team Statistics (as of Jan 25, 2018)
Conference games

RECORD:	OVERALL	HOME	AWAY	NEUTRAL
ALL GAMES	4-3	2-1	2-2	0-0
CONFERENCE	4-3	2-1	2-2	0-0
NON-CONFERENCE	0-0	0-0	0-0	0-0

#	Player	gp-gs	min	avg	Total		3-Point		F-Throw		Rebounds				pf	dq	a	to	blk	stl	pts	avg
					fg-fga	fg%	3fg-fga	3fg%	ft-fta	ft%	off	def	tot	avg								
20	Dewan Huell	7-7	205	29.3	39-70	.557	0-2	.000	17-24	.708	23	34	57	8.1	14	0	5	11	7	4	95	13.6
04	Lonnie Walker	7-4	199	28.4	32-78	.410	13-35	.371	14-17	.824	4	16	20	2.9	13	0	8	7	4	13	91	13.0
11	Bruce Brown	7-7	241	34.4	27-67	.403	5-19	.263	22-32	.688	13	34	47	6.7	21	1	21	20	10	13	81	11.6
02	Chris Lykes	7-1	157	22.4	26-59	.441	12-34	.353	13-19	.684	1	5	6	0.9	11	0	19	13	1	4	77	11.0
03	Anthony Lawrence	7-7	227	32.4	26-53	.491	10-19	.526	7-11	.636	10	40	50	7.1	19	0	11	17	8	12	69	9.9
00	Ja'Quan Newton	7-7	175	25.0	15-43	.349	0-2	.000	11-15	.733	4	8	12	1.7	14	0	22	13	0	9	41	5.9
15	Ebuka Izundu	7-0	91	13.0	13-20	.650	0-0	.000	1-4	.250	5	12	17	2.4	19	1	1	5	2	1	27	3.9
01	DJ Vasiljevic	7-2	112	16.0	7-34	.206	5-26	.192	1-1	1.000	2	10	12	1.7	7	0	4	2	0	4	20	2.9
21	Sam Waardenburg	2-0	14	7.0	0-1	.000	0-1	.000	0-0	.000	3	4	7	3.5	0	0	1	1	1	1	0	0.0
14	Rodney Miller	2-0	4	2.0	0-2	.000	0-0	.000	0-0	.000	0	0	0	0.0	0	0	0	0	0	0	0	0.0
Team											12	10	22		1			2			2	
Total.....		7	1425		185-427	.433	45-138	.326	86-123	.699	77	173	250	35.7	119	2	92	91	33	61	503	71.9
Opponents.....		7	1425		178-403	.442	45-132	.341	99-141	.702	72	179	251	35.9	109	2	89	102	38	52	502	71.7

TEAM STATISTICS	UM	OPP	Date	Opponent	Score	Att.
SCORING	503	502	* 12/30/17	at Pitt	w 67-53	5307
Points per game	71.9	71.7	* 01/03/18	at Georgia Tech	L 54-64	5568
Scoring margin	+0.1	-	* 01/07/18	FLORIDA STATE	w 80-74	7647
FIELD GOALS-ATT	185-427	178-403	* 01/13/18	at Clemson	L 63-72	9000
Field goal pct	.433	.442	* 01/15/18	DUKE	L 75-83	7972
3 POINT FG-ATT	45-138	45-132	* 01/21/18	at NC State	w 86-81	17265
3-point FG pct	.326	.341	* 01/24/18	LOUISVILLE	Wot 78-75	7190
3-pt FG made per game	6.4	6.4	* - Conference game			
FREE THROWS-ATT	86-123	99-141				
Free throw pct	.699	.702				
F-Throws made per game	12.3	14.1				
REBOUNDS	250	251				
Rebounds per game	35.7	35.9				
Rebounding margin	-0.1	-				
ASSISTS	92	89				
Assists per game	13.1	12.7				
TURNOVERS	91	102				
Turnovers per game	13.0	14.6				
Turnover margin	+1.6	-				
Assist/turnover ratio	1.0	0.9				
STEALS	61	52				
Steals per game	8.7	7.4				
BLOCKS	33	38				
Blocks per game	4.7	5.4				
ATTENDANCE	22809	37140				
Home games-Avg/Game	3-7603	4-9285				
Neutral site-Avg/Game	-	0-0				

Score by Periods	1st	2nd	OT	Totals
Miami	246	248	9	503
Opponents	225	271	6	502



2017-18 Miami Men's Basketball
Miami Game-by-Game Highs (as of Jan 25, 2018)
All games

Opponent	Date	Score	Points	Rebounds	Assists	Steals	Blocked shots
GARDNER-WEBB	11/10/17	77-45	14-Dewan Huell	11-Bruce Brown	10-Bruce Brown	2-Anthony Lawrence	2-Dewan Huell
NAVY	11/12/17	89-55	16-DJ Vasiljevic	10-Dewan Huell	6-Bruce Brown	2-DJ Vasiljevic Chris Lykes	2-Anthony Lawrence Ebuka Izundu
FLORIDA A&M	11/16/17	90-59	15-Ja'Quan Newton DJ Vasiljevic Bruce Brown	8-Bruce Brown	4-Bruce Brown Chris Lykes Ja'Quan Newton	2-Dewan Huell Bruce Brown	3-Ebuka Izundu
vs La Salle	11/22/17	57-46	16-Dewan Huell	11-Bruce Brown	5-Anthony Lawrence	2-Ja'Quan Newton Lonnie Walker	3-Anthony Lawrence
NORTH FLORIDA	11/25/17	86-65	14-Anthony Lawrence Bruce Brown	7-Bruce Brown Ebuka Izundu	4-Chris Lykes Bruce Brown	3-Anthony Lawrence Bruce Brown	1-Sam Waardenburg
at Minnesota	11/29/17	86-81	23-Dewan Huell	9-Bruce Brown	9-Ja'Quan Newton	3-Chris Lykes	2-Ebuka Izundu
vs Princeton	12/2/17	80-52	20-DJ Vasiljevic	10-Anthony Lawrence	5-Ja'Quan Newton	3-Ja'Quan Newton	2-Anthony Lawrence
BOSTON UNIVERSITY	12/05/17	69-54	26-Lonnie Walker	7-Lonnie Walker	6-Anthony Lawrence	3-Ja'Quan Newton	3-Dewan Huell
at George Washington	12/16/17	59-50	15-Dewan Huell	12-Dewan Huell	3-Lonnie Walker Ja'Quan Newton Anthony Lawrence Bruce Brown	3-Bruce Brown	1-Lonnie Walker Ebuka Izundu Anthony Lawrence Dewan Huell
at Hawai'i	12/22/17	75-57	16-Ja'Quan Newton Dewan Huell	6-Dewan Huell	8-Bruce Brown	2-Lonnie Walker	2-Dewan Huell Ebuka Izundu
vs New Mexico State	12/23/17	54-63	15-DJ Vasiljevic	9-Dewan Huell	1-DJ Vasiljevic Dewan Huell Anthony Lawrence Bruce Brown	1-Ebuka Izundu	2-Dewan Huell Anthony Lawrence
vs Middle Tennessee	12/25/17	84-81	21-Dewan Huell	6-Bruce Brown	6-Ja'Quan Newton	2-Bruce Brown	1-Bruce Brown Dewan Huell Anthony Lawrence
at Pitt	12/30/17	67-53	12-Anthony Lawrence	7-Dewan Huell	4-Ja'Quan Newton	2-DJ Vasiljevic Ja'Quan Newton	3-Anthony Lawrence
at Georgia Tech	1/3/18	54-64	13-Dewan Huell	12-Anthony Lawrence	5-Chris Lykes	3-Bruce Brown	4-Bruce Brown
FLORIDA STATE	01/07/18	80-74	23-Bruce Brown	12-Anthony Lawrence	4-Ja'Quan Newton DJ Vasiljevic	2-DJ Vasiljevic	2-Dewan Huell
at Clemson	01/13/18	63-72	16-Lonnie Walker Anthony Lawrence	7-Dewan Huell Bruce Brown Lonnie Walker	2-Dewan Huell	2-Bruce Brown Anthony Lawrence Dewan Huell	2-Bruce Brown
DUKE	01/15/18	75-83	19-Lonnie Walker	13-Dewan Huell	2-Bruce Brown Ja'Quan Newton Lonnie Walker Chris Lykes	5-Anthony Lawrence	2-Anthony Lawrence
at NC State	01/21/18	86-81	19-Bruce Brown	4-DJ Vasiljevic Bruce Brown	9-Bruce Brown	2-Lonnie Walker Ja'Quan Newton	1-Chris Lykes Dewan Huell
LOUISVILLE	01/24/18	78-75	25-Lonnie Walker	12-Dewan Huell	4-Chris Lykes	3-Bruce Brown	3-Bruce Brown



**2017-18 Miami Men's Basketball
Miami Team Game-by-Game Comparison (as of Jan 25, 2018)
All games**

Opponent	1st	2nd	Score	Mar	Total FG	FG Pct	3-Pointers	3FG Pct	Free Throws	FT Pct	Rebounds	Assist	T/Over	Block	Steal	Fouls
GARDNER-WEBB	27/23	50/22	77-45	+32	30-60/20-63	.500/.317	7-26/4-16	.269/.250	10-21/1-6	.476/.167	48/36 +12	21/10	12/14	3/0	5/5	15/19
NAVY	41/24	48/31	89-55	+34	35-64/21-63	.547/.333	9-23/6-21	.391/.286	10-16/7-9	.625/.778	42/33 +9	15/14	12/16	7/2	9/7	12/15
FLORIDA A&M	46/22	44/37	90-59	+31	34-58/24-59	.586/.407	12-26/5-16	.462/.313	10-22/6-6	.455/1000	36/28 +8	15/12	12/19	5/2	8/6	12/18
La Salle	19/19	38/27	57-46	+11	22-60/15-52	.367/.288	5-15/0-15	.333/.000	8-14/16-17	.571/.941	40/38 +2	10/3	10/15	5/3	6/4	16/18
NORTH FLORIDA	38/25	48/40	86-65	+21	33-66/23-59	.500/.390	3-15/8-26	.200/.308	17-23/11-12	.739/.917	39/32 +7	16/10	14/20	1/1	9/8	16/18
Minnesota	36/36	50/45	86-81	+5	35-69/28-63	.507/.444	10-25/5-16	.400/.313	6-11/20-26	.545/.769	34/41 (7)	20/12	8/12	4/12	8/4	20/13
Princeton	38/20	42/32	80-52	+28	30-60/19-61	.500/.311	14-25/8-32	.560/.250	6-9/6-9	.667/.667	39/31 +8	16/10	12/11	4/2	5/5	15/13
BOSTON UNIVERSITY	30/30	39/24	69-54	+15	25-48/21-65	.521/.323	11-21/7-25	.524/.280	8-15/5-8	.533/.625	35/32 +3	10/11	15/13	6/0	6/9	13/16
George Washington	32/15	27/35	59-50	+9	25-61/19-63	.410/.302	5-21/4-18	.238/.222	4-8/8-12	.500/.667	39/44 (5)	13/8	8/11	4/3	6/6	14/12
Hawai'i	33/33	42/24	75-57	+18	30-57/21-50	.526/.420	5-13/8-23	.385/.348	10-13/7-10	.769/.700	31/26 +5	11/13	9/16	5/0	6/3	15/17
New Mexico State	25/29	29/34	54-63	(9)	18-53/24-67	.340/.358	2-18/7-25	.111/.280	16-22/8-13	.727/.615	38/43 (5)	4/7	14/8	4/1	1/6	17/19
Middle Tennessee	34/29	50/52	84-81	+3	30-50/27-52	.600/.519	7-18/7-15	.389/.467	17-25/20-24	.680/.833	25/26 (1)	14/15	13/11	3/0	5/2	20/26
Pitt	30/19	37/34	67-53	+14	27-55/19-47	.491/.404	5-14/4-16	.357/.250	8-9/11-13	.889/.846	31/23 +8	11/10	15/19	8/3	8/5	12/14
Georgia Tech	28/28	26/36	54-64	(10)	21-56/23-59	.375/.390	4-19/1-10	.211/.100	8-11/17-23	.727/.739	39/38 +1	12/8	18/11	7/5	7/13	18/13
FLORIDA STATE	45/32	35/42	80-74	+6	26-51/25-69	.510/.362	5-16/5-24	.313/.208	23-32/17-26	.719/.654	32/44 (12)	15/10	15/15	2/5	6/11	20/22
Clemson	30/34	33/38	63-72	(9)	24-63/22-50	.381/.440	6-23/12-21	.261/.571	9-18/16-17	.500/.941	37/36 +1	5/13	8/12	5/7	10/2	18/16
DUKE	40/42	35/41	75-83	(8)	29-78/31-56	.372/.554	9-25/11-21	.360/.524	8-10/10-21	.800/.476	38/43 (5)	10/18	11/19	2/5	13/8	16/10
NC State	36/32	50/49	86-81	+5	34-59/31-57	.576/.544	10-19/7-18	.526/.389	8-12/12-16	.667/.750	24/29 (5)	26/22	10/15	2/3	9/4	16/12
LOUISVILLE	37/38	32/31	78-75	+3	24-65/27-65	.369/.415	6-22/5-22	.273/.227	22-31/16-25	.710/.640	49/38 +11	13/8	14/11	7/10	8/9	19/22

Note: Game totals are displayed in the format TEAM/OPPONENT for each category



Miami Points-Rebounds-Assists (as of Jan 25, 2018) All games

Opponent	Date	Score		00	01	02	03	04	05	11
				NEWTON,JA'	VASILJEVIC	LYKES,CHRI	LAWRENCE,A	WALKER,LON	ROBINSON,M	BROWN,BRUC
GARDNER-WEBB	11/10/17	77-45	w	13-0-1	7-2-0	3-1-1	3-7-1	10-2-5	3-0-0	10-11-10
NAVY	11/12/17	89-55	w	14-3-1	16-3-0	8-1-2	10-7-2	8-2-1	0-0-0	3-6-6
FLORIDA A&M	11/16/17	90-59	w	15-3-4	15-4-2	13-1-4	11-4-1	5-2-0	0-0-0	15-8-4
vs La Salle	11/22/17	57-46	w	4-3-0	8-1-0	0-1-0	7-10-5	5-2-2	DNP	7-11-3
NORTH FLORIDA	11/25/17	86-65	w	12-1-3	2-2-0	10-0-4	14-4-3	7-1-1	0-0-0	14-7-4
at Minnesota	11/29/17	86-81	w	12-3-9	11-2-0	10-1-0	8-7-4	6-2-1	DNP	16-9-5
vs Princeton	12/2/17	80-52	w	4-2-5	20-3-1	5-1-2	5-10-3	12-5-1	0-0-1	17-8-3
BOSTON UNIVERSITY	12/05/17	69-54	w	9-6-1	15-5-0	8-0-0	5-2-6	26-7-2	DNP	DNP
at George Washington	12/16/17	59-50	w	8-4-3	10-1-0	3-0-1	5-9-3	13-5-3	DNP	3-3-3
at Hawai'i	12/22/17	75-57	w	16-2-2	6-3-0	7-5-0	11-4-0	8-1-1	DNP	4-5-8
vs New Mexico State	12/23/17	54-63	L	5-3-0	15-5-1	1-1-0	4-4-1	2-4-0	DNP	13-7-1
vs Middle Tennessee	12/25/17	84-81	w	9-1-6	13-5-1	8-0-2	9-5-2	0-0-0	DNP	20-6-3
at Pitt	12/30/17	67-53	w	11-3-4	3-2-0	10-1-0	12-6-2	8-0-1	DNP	11-5-3
at Georgia Tech	1/3/18	54-64	L	6-1-3	3-1-0	8-0-5	9-12-1	6-5-0	DNP	9-9-2
FLORIDA STATE	01/07/18	80-74	w	0-0-4	8-3-4	18-1-2	2-12-2	5-0-0	DNP	23-4-2
at Clemson	01/13/18	63-72	L	4-0-0	0-0-0	13-1-1	16-4-0	16-7-1	DNP	4-7-1
DUKE	01/15/18	75-83	L	3-1-2	0-2-0	13-1-2	13-7-1	19-2-2	DNP	7-7-2
at NC State	01/21/18	86-81	w	5-0-7	6-4-0	6-2-5	15-3-4	12-2-1	DNP	19-4-9
LOUISVILLE	01/24/18	78-75	w	12-7-2	0-0-0	9-0-4	2-6-1	25-4-3	DNP	8-11-2

Opponent	Date	Score		14	15	20	21	35
				MILLER,ROD	IZUNDU,EBU	HUELL,DEWA	WAARDENBU	STOWELL,CH
GARDNER-WEBB	11/10/17	77-45	w	0-1-0	14-10-1	14-8-2	DNP	0-0-0
NAVY	11/12/17	89-55	w	4-0-0	12-4-2	14-10-1	DNP	0-1-0
FLORIDA A&M	11/16/17	90-59	w	2-1-0	4-6-0	10-5-0	DNP	0-0-0
vs La Salle	11/22/17	57-46	w	0-0-0	3-2-0	16-7-0	7-2-0	DNP
NORTH FLORIDA	11/25/17	86-65	w	DNP	5-7-0	13-6-0	9-6-1	0-0-0
at Minnesota	11/29/17	86-81	w	DNP	0-3-1	23-2-0	0-1-0	DNP
vs Princeton	12/2/17	80-52	w	2-0-0	6-4-0	9-1-0	0-4-0	0-0-0
BOSTON UNIVERSITY	12/05/17	69-54	w	DNP	0-5-0	6-6-1	0-2-0	DNP
at George Washington	12/16/17	59-50	w	DNP	2-3-0	15-12-0	DNP	DNP
at Hawai'i	12/22/17	75-57	w	DNP	7-3-0	16-6-0	DNP	DNP
vs New Mexico State	12/23/17	54-63	L	0-1-0	4-3-0	10-9-1	0-0-0	DNP
vs Middle Tennessee	12/25/17	84-81	w	2-0-0	2-2-0	21-3-0	DNP	DNP
at Pitt	12/30/17	67-53	w	0-0-0	4-5-1	8-7-0	DNP	DNP
at Georgia Tech	1/3/18	54-64	L	0-0-0	0-1-0	13-8-1	DNP	DNP
FLORIDA STATE	01/07/18	80-74	w	DNP	4-1-0	20-8-1	DNP	DNP
at Clemson	01/13/18	63-72	L	DNP	0-3-0	10-7-2	DNP	DNP
DUKE	01/15/18	75-83	L	DNP	2-3-0	18-13-1	DNP	DNP
at NC State	01/21/18	86-81	w	DNP	15-3-0	8-2-0	0-0-0	DNP
LOUISVILLE	01/24/18	78-75	w	DNP	2-1-0	18-12-0	0-7-1	DNP



Official Basketball Box Score -- Game Totals -- Final Statistics Gardner-Webb vs Miami (FL) 11/10/17 8:00 pm at Coral Gables, Fla. (Watsco Center)

Gardner-Webb 45 • 0-1

#	Player	Total			3-Ptr			Rebounds			PF	TP	A	TO	Blk	Stl	Min
		FG-FGA	FG-FGA	FT-FTA	FG-FGA	FG-FGA	FT-FTA	Off	Def	Tot							
25	DJ Laster	5-13	0-1	0-0	3	5	8	3	10	1	4	0	2	25			
31	L'Hassane Niangane	0-2	0-0	0-1	2	4	6	5	0	0	1	0	0	13			
00	Jamaal Robateau	1-6	1-3	0-0	0	4	4	0	3	1	0	0	0	25			
04	Christian Turner	1-2	0-0	0-0	0	0	0	1	2	1	2	0	1	16			
11	David Efanayi	4-14	1-4	0-1	0	4	4	4	9	0	4	0	1	29			
01	Jaheam Cornwall	0-3	0-1	0-2	0	0	0	1	0	4	0	0	0	18			
02	Eric Jamison	3-5	0-0	0-0	1	2	3	1	6	0	0	0	0	16			
05	Liam O'Reilly	3-8	2-3	1-1	1	3	4	0	9	1	1	0	0	25			
10	Nate Johnson	2-6	0-4	0-1	0	3	3	0	4	2	0	0	1	16			
14	Brandon Miller	1-4	0-0	0-0	1	0	1	4	2	0	2	0	0	17			
	Team				2	1	3										
	Totals	20-63	4-16	1-6	10	26	36	19	45	10	14	0	5	200			

FG % 1st Half: 10-31 32.3% 2nd half: 10-32 31.3% Game: 20-63 31.7%
3FG % 1st Half: 2-5 40.0% 2nd half: 2-11 18.2% Game: 4-16 25.0%
FT % 1st Half: 1-2 50.0% 2nd half: 0-4 0.0% Game: 1-6 16.7%

Miami (FL) 77 • 1-0

#	Player	Total			3-Ptr			Rebounds			PF	TP	A	TO	Blk	Stl	Min
		FG-FGA	FG-FGA	FT-FTA	FG-FGA	FG-FGA	FT-FTA	Off	Def	Tot							
20	Dewan Huell	6-9	0-0	2-3	2	6	8	1	14	2	3	2	1	18			
00	Ja'Quan Newton	4-6	1-2	4-8	0	0	0	1	13	1	0	0	0	28			
01	DJ Vasiljevic	2-12	1-10	2-2	0	2	2	1	7	0	0	0	0	30			
03	Anthony Lawrence	1-4	1-3	0-0	3	4	7	3	3	1	0	0	2	22			
11	Bruce Brown	5-9	0-2	0-3	1	10	11	2	10	1	0	1	0	31			
02	Chris Lykes	1-6	1-5	0-0	0	1	1	3	3	1	4	0	1	18			
04	Lonnie Walker	4-5	2-3	0-0	1	1	2	0	10	5	2	0	0	25			
05	Mike Robinson	1-1	1-1	0-0	0	0	0	0	3	0	0	0	0	1			
14	Rodney Miller	0-1	0-0	0-1	0	1	1	0	0	0	0	0	0	4			
15	Ebuk Izundu	6-7	0-0	2-4	2	8	10	4	14	1	1	1	0	22			
35	Chris Stowell	0-0	0-0	0-0	0	0	0	0	0	0	0	0	0	1			
	Team				3	3	6			1							
	Totals	30-60	7-26	10-21	12	36	48	15	77	21	12	3	5	200			

FG % 1st Half: 9-27 33.3% 2nd half: 21-33 63.6% Game: 30-60 50.0%
3FG % 1st Half: 1-13 7.7% 2nd half: 6-13 46.2% Game: 7-26 26.9%
FT % 1st Half: 8-15 53.3% 2nd half: 2-6 33.3% Game: 10-21 47.6%

Officials: Brian Dorsey, Raymond Styons Jr., William Humes
Technical fouls: Gardner-Webb-None, Miami (FL)-None.
Attendance: 7073

Score by periods	1st	2nd	Total
Gardner-Webb	23	22	45
Miami (FL)	27	50	77

	Points	In Paint	Off T/O	2nd Chance	Fast Break	Bench
Gardner-Webb	30	15	5	2	4	30
Miami (FL)	27	15	12	4	30	

Score tied - 3 times.
Lead changed - 1 time.

Official Basketball Box Score -- Game Totals -- Final Statistics Navy vs Miami (FL) 11/12/17 4:39 pm at Coral Gables, Fla. (Watsco Center)

Navy 55 • 1-1

#	Player	Total			3-Ptr			Rebounds			PF	TP	A	TO	Blk	Stl	Min
		FG-FGA	FG-FGA	FT-FTA	FG-FGA	FG-FGA	FT-FTA	Off	Def	Tot							
01	Lacey, Tom	5-7	0-0	0-0	1	4	5	0	10	2	1	2	0	24			
02	Abdullah, Hasan	5-13	3-7	0-0	1	0	1	1	13	1	4	0	3	26			
14	Dulin, Bryce	0-5	0-1	0-0	3	5	8	1	0	4	1	0	1	26			
20	Anderson, Shawn	2-9	0-0	2-2	1	4	5	2	6	2	3	0	1	23			
40	Wieck, Evan	1-3	0-0	0-0	2	1	3	2	2	2	0	0	1	19			
00	Fox, Nourse	1-3	0-1	0-0	0	0	0	2	2	0	2	0	1	12			
03	Cullen, Matt	0-1	0-1	0-0	0	0	0	0	0	1	0	0	0	4			
05	Pearson, Ryan	0-3	0-2	0-0	0	1	1	0	0	1	0	0	0	7			
15	Antonelli, Dominick	1-2	1-2	0-0	0	0	0	0	3	0	1	0	0	4			
21	Kiernan, George	3-8	2-6	3-3	0	1	4	11	0	1	0	0	0	13			
22	Davis, Cam	0-2	0-0	0-0	0	0	0	1	0	0	1	0	0	14			
23	Lewis, Mo	2-4	0-0	0-0	0	0	0	2	4	0	1	0	0	9			
34	Ogble, Danny	0-1	0-0	0-0	1	0	1	0	0	1	0	0	0	4			
41	Riemersma, Tyler	1-2	0-1	2-4	1	3	4	0	4	0	0	0	0	15			
	Team				2	2	4			1							
	Totals	21-63	6-21	7-9	12	21	33	15	55	14	16	2	7	200			

FG % 1st Half: 9-33 27.3% 2nd half: 12-30 40.0% Game: 21-63 33.3%
3FG % 1st Half: 4-13 30.8% 2nd half: 2-8 25.0% Game: 6-21 28.6%
FT % 1st Half: 2-2 100.0% 2nd half: 5-7 71.4% Game: 7-9 77.8%

Miami (FL) 89 • 2-0

#	Player	Total			3-Ptr			Rebounds			PF	TP	A	TO	Blk	Stl	Min
		FG-FGA	FG-FGA	FT-FTA	FG-FGA	FG-FGA	FT-FTA	Off	Def	Tot							
00	Ja'Quan Newton	6-10	1-3	1-1	0	3	3	1	14	1	4	0	1	26			
01	DJ Vasiljevic	5-10	4-8	2-2	0	3	3	2	16	0	0	0	2	20			
03	Anthony Lawrence	4-5	1-2	1-2	0	7	7	1	10	2	2	2	1	30			
11	Bruce Brown	1-10	0-3	1-2	1	5	6	1	3	6	3	1	0	31			
20	Dewan Huell	6-8	0-0	2-3	3	7	10	2	14	1	1	1	1	22			
02	Chris Lykes	3-5	2-2	0-0	0	1	1	2	8	2	0	0	2	17			
04	Lonnie Walker	3-7	1-5	1-1	0	2	2	0	8	1	0	1	1	24			
05	Mike Robinson	0-0	0-0	0-0	0	0	0	0	0	0	0	0	0	3			
14	Rodney Miller	2-3	0-0	0-2	0	0	0	1	4	0	0	0	0	5			
15	Ebuk Izundu	5-6	0-0	2-3	3	1	4	2	12	2	2	2	1	19			
35	Chris Stowell	0-0	0-0	0-0	0	1	1	0	0	0	0	0	0	3			
	Team				4	1	5										
	Totals	35-64	9-23	10-16	11	31	42	12	89	15	12	7	9	200			

FG % 1st Half: 15-33 45.5% 2nd half: 20-31 64.5% Game: 35-64 54.7%
3FG % 1st Half: 4-14 28.6% 2nd half: 5-9 55.6% Game: 9-23 39.1%
FT % 1st Half: 7-9 77.8% 2nd half: 3-7 42.9% Game: 10-16 62.5%

Officials: Tim Nestor, Bert Smith, Tim Clougherty
Technical fouls: Navy-None, Miami (FL)-None.
Attendance: 6611

Score by periods	1st	2nd	Total
Navy	24	31	55
Miami (FL)	41	48	89

	Points	In Paint	Off T/O	2nd Chance	Fast Break	Bench
Navy	26	10	5	2	12	24
Miami (FL)	50	22	12	5	29	32

Score tied - 0 times.
Lead changed - 0 times.

Official Basketball Box Score -- Game Totals -- Final Statistics Florida A&M vs Miami (FL) 11/16/17 7:02 pm at Coral Gables, Fla. (Watsco Center)

Florida A&M 59 • 0-3

#	Player	Total			3-Ptr			Rebounds			PF	TP	A	TO	Blk	Stl	Min
		FG-FGA	FG-FGA	FT-FTA	FG-FGA	FG-FGA	FT-FTA	Off	Def	Tot							
00	WILLIAMS,Desmond	4-13	0-3	0-0	1	2	3	2	8	3	0	1	0	37			
04	MAYES,Elijah	1-1	0-0	0-0	0	0	0	1	2	1	0	0	0	7			
20	MYLES,Brendon	2-4	0-0	0-0	0	0	0	2	4	0	3	0	1	12			
22	BARHAM,Marcus	7-15	4-9	4-4	0	1	1	2	22	1	2	0	0	35			
34	MARTIN,Isaiah	3-7	0-0	2-2	2	4	3	8	0	2	1	0	0	30			
02	REAVES,Kamron	0-3	0-1	0-0	0	3	3	2	0	1	3	0	1	18			
03	BOWMAN,Craig	4-6	1-2	0-0	0	6	6	1	9	2	4	0	2	20			
05	CORE,Nasir	2-3	0-0	0-0	0	1	1	2	4	2	1	0	0	17			
11	HARRELL,Javonni	1-4	0-0	0-0	2	3	5	2	2	1	0	0	1	13			
21	RAVENEL,Justin	0-3	0-1	0-0	0	1	1	0	1	0	0	0	1	11			
	Team				1	3	4										
	Totals	24-59	5-16	6-6	6	22	28	18	59	12	19	2	6	200			

FG % 1st Half: 8-26 30.8% 2nd half: 16-33 48.5% Game: 24-59 40.7%
3FG % 1st Half: 2-9 22.2% 2nd half: 3-7 42.9% Game: 5-16 31.3%
FT % 1st Half: 4-4 100.0% 2nd half: 2-2 100.0% Game: 6-6 100.0%

Miami (FL) 90 • 3-0

#	Player	Total			3-Ptr			Rebounds			PF	TP	A	TO	Blk	Stl	Min
		FG-FGA	FG-FGA	FT-FTA	FG-FGA	FG-FGA	FT-FTA	Off	Def	Tot							
00	Ja'Quan Newton	5-9	0-2	5-7	1	2	3	2	15	4	4	0	1	26			
01	DJ Vasiljevic	6-10	3-6	0-0	0	4	4	2	15	2	0	1	1	31			
03	Anthony Lawrence	4-6	3-5	0-4	0	4	4	3	11	1	2	0	0	25			
11	Bruce Brown	6-10	2-4	1-4	1	7	8	2	15	4	2	0	2	32			
20	Dewan Huell	4-6	0-0	2-2	1	4	5	1	10	0	1	1	2	24			
02	Chris Lykes	4-7	3-6	2-3	0	1	1	2	13	4	1	0	1	21			
04	Lonnie Walker	2-4	1-2	0-0	0	2	2	0	5	0	0	0	1	10			
05	Mike Robinson	0-0	0-0	0-0	0	0	0	0	0	0	0	0	0	2			
14	Rodney Miller	1-1	0-0	0-0	0	1	1	0	2	0	0	0	0	6			
15	Ebuk Izundu	2-4	0-0	0-2	4	2	6	0	4	0	1	3	0	21			
35	Chris Stowell	0-1	0-1	0-0	0	0	0	0	0	0	0	0	0	2			
	Team				1	1	2			1							
	Totals	34-58	12-26	10-22	8	28	36	12	90	15	12	5	8	200			

FG % 1st Half: 17-31 54.8% 2nd half: 17-27 63.0% Game: 34-58 58.6%
3FG % 1st Half: 6-13 46.2% 2nd half: 6-13 46.2% Game: 12-26 46.2%
FT % 1st Half: 6-9 66.7% 2nd half: 4-13 30.8% Game: 10-22 45.5%

Officials: Roger Ayers, Mike Eades, Sean Hull
Technical fouls: Florida A&M-None, Miami (FL)-None.
Attendance: 6735



Official Basketball Box Score -- Game Totals -- Final Statistics
North Florida vs Miami (FL)
 11/25/17 4:05 pm at Coral Gables, Fla. (Watsco Center)

North Florida 65 - 1-7

#	Player	Total		3-Ptr		Rebounds			PF	TP	A	TO	Blk	Stl	Min
		FG-FGA	FT-FTA	FG-FGA	FT-FTA	Off	Def	Tot							
00	HORCHLER, Noah	1	2-6	0-0	1	1	2	4	4	1	0	1	0	0	19
02	AMINU, Wajid	1	3-6	0-1	1-2	1	2	3	3	7	1	5	0	0	20
03	ESCOBAR, JT	g	6-9	4-7	0-0	1	2	3	2	16	0	0	0	0	32
11	SAMS, Garrett	g	2-8	1-2	4-4	1	4	5	2	9	2	2	0	4	24
21	GANDIA-ROSA, Ivan	g	3-9	2-3	0-0	1	2	3	2	8	3	7	0	0	33
01	LAMBRIGHT, Emmanuel		0-0	0-0	0-0	1	0	1	0	0	0	1	0	0	3
10	BLOUNT, Osborn		2-8	1-5	2-2	0	3	3	0	7	1	1	0	3	20
12	BURKHARDT, Ryan		0-2	0-2	0-0	0	1	1	1	0	0	2	0	0	10
20	COFFEY II, Brian		1-2	0-0	2-2	1	0	1	0	4	2	0	0	0	11
22	DAY, Trip		4-8	0-2	2-2	0	3	3	3	10	0	1	0	1	26
50	HAID, Benedikt		0-1	0-1	0-0	0	0	0	1	0	0	0	0	0	2
Team							3	4	7			1			
Totals			23-59	8-26	11-12	10	22	32	18	65	10	20	1	8	200
FG % 1st Half: 10-26		38.5%	2nd half: 13-33		39.4%	Game: 23-59		39.0%	Deadball						
3FG % 1st Half: 5-12		41.7%	2nd half: 3-14		21.4%	Game: 8-26		30.8%	Rebounds						
FT % 1st Half: 0-0		0.0%	2nd half: 11-12		91.7%	Game: 11-12		91.7%	1						

Miami (FL) 86 - 5-0

#	Player	Total		3-Ptr		Rebounds			PF	TP	A	TO	Blk	Stl	Min
		FG-FGA	FT-FTA	FG-FGA	FT-FTA	Off	Def	Tot							
20	Dewan Huell	f	4-6	0-0	5-7	1	5	6	2	13	0	3	0	0	23
00	Ja'Quan Newton	g	5-8	0-0	2-2	0	1	1	1	12	3	4	0	0	26
01	DJ Vasiljevic	g	1-6	0-4	0-0	0	2	2	0	2	0	0	0	0	22
03	Anthony Lawrence	g	4-7	0-1	6-7	3	1	4	3	14	3	1	0	3	27
11	Bruce Brown	g	7-14	0-2	0-0	1	6	7	2	14	4	1	0	3	32
02	Chris Lykes	g	4-9	2-5	0-1	0	0	0	2	10	4	1	0	1	19
04	Lonnie Walker	g	2-5	0-1	3-4	0	1	1	3	7	1	0	0	1	22
05	Mike Robinson		0-0	0-0	0-0	0	0	0	0	0	0	0	0	0	1
15	Ebuka Izundu		2-2	0-0	1-2	2	5	7	0	5	0	3	0	0	11
21	Sam Waardenburg		4-9	1-2	0-0	4	2	6	3	9	1	1	1	1	16
35	Chris Stowell		0-0	0-0	0-0	0	0	0	0	0	0	0	0	0	1
Team							1	4	5			0			
Totals			33-66	3-15	17-23	12	27	39	16	86	16	14	1	9	200
FG % 1st Half: 15-30		50.0%	2nd half: 18-36		50.0%	Game: 33-66		50.0%	Deadball						
3FG % 1st Half: 2-8		25.0%	2nd half: 1-7		14.3%	Game: 3-15		20.0%	Rebounds						
FT % 1st Half: 6-11		54.5%	2nd half: 11-12		91.7%	Game: 17-23		73.9%	4						

Officials: Jamie Luckie, Raymond Stovys Jr, Doug Simons
 Technical fouls: North Florida-None. Miami (FL)-None.
 Attendance: 7189

Score by periods	1st	2nd	Total
North Florida	25	40	65
Miami (FL)	38	48	86

	In	Off	2nd	Fast	Bench
Points	Paint	T/O	Chance	Break	
UNF	22	7	10	2	21
UM	54	21	7	21	31

Last FG - UNF 2nd-01.04, UM 2nd-00.34.
 Largest lead - UNF by 3 1st-19:43, UM by 22 2nd-11:54.
 UNF led for 01:10. UM led for 37:54. Game was tied for 00:42.

Score tied - 2 times.
 Lead changed - 1 time.

Official Basketball Box Score -- Game Totals -- Final Statistics
Miami (FL) vs Minnesota
 11/29/17 8:15 PM at Minneapolis, Minn. (Williams Arena)

Miami (FL) 86 - 6-0

#	Player	Total		3-Ptr		Rebounds			PF	TP	A	TO	Blk	Stl	Min
		FG-FGA	FT-FTA	FG-FGA	FT-FTA	Off	Def	Tot							
20	Dewan Huell	f	10-16	0-0	3-5	1	1	2	3	23	0	0	1	0	27
00	Ja'Quan Newton	g	6-12	0-1	0-2	0	3	3	0	12	9	1	1	2	32
01	DJ Vasiljevic	g	4-6	3-5	0-0	0	2	2	3	11	0	0	0	0	18
03	Anthony Lawrence	g	3-6	2-3	0-0	0	7	7	5	8	4	2	0	1	25
11	Bruce Brown	g	6-11	2-4	2-2	3	6	9	1	16	5	0	0	1	37
02	Chris Lykes	g	4-8	2-6	0-0	0	1	1	3	10	0	1	0	3	19
04	Lonnie Walker	g	2-8	1-5	1-2	0	2	2	1	6	1	0	0	1	19
15	Ebuka Izundu		0-0	0-0	0-0	2	1	3	3	0	1	1	2	0	13
21	Sam Waardenburg		0-2	0-1	0-0	1	0	1	1	0	0	2	0	0	10
Team							3	1	4			1			
Totals			35-69	10-25	6-11	10	24	34	20	86	20	8	4	8	200
FG % 1st Half: 16-35		45.7%	2nd half: 19-34		55.9%	Game: 35-69		50.7%	Deadball						
3FG % 1st Half: 4-13		30.8%	2nd half: 6-12		50.0%	Game: 10-25		40.0%	Rebounds						
FT % 1st Half: 0-2		0.0%	2nd half: 6-9		66.7%	Game: 6-11		54.5%	2						

Minnesota 81 - 7-1

#	Player	Total		3-Ptr		Rebounds			PF	TP	A	TO	Blk	Stl	Min
		FG-FGA	FT-FTA	FG-FGA	FT-FTA	Off	Def	Tot							
03	Murphy, Jordan	f	5-11	0-1	7-9	6	8	14	2	17	0	3	3	1	36
22	Lynch, Reggie	c	5-8	0-0	2-4	3	7	10	1	12	2	0	7	0	32
02	Mason, Nate	g	5-13	3-7	2-4	0	3	3	15	5	1	1	0	0	36
05	Coffey, Amir	g	7-13	2-4	7-7	2	3	5	2	23	2	2	0	2	34
11	Washington, Isaiah	g	6-17	0-3	2-2	3	2	5	4	14	3	5	1	1	27
04	Harris, Jamir		0-1	0-1	0-0	0	2	2	0	0	0	0	0	0	10
20	Fitzgerald, Davonte		0-0	0-0	0-0	0	0	0	0	0	0	0	0	0	4
21	Konate, Bakary		0-0	0-0	0-0	0	0	0	1	0	0	1	0	0	6
42	Hurt, Michael		0-0	0-0	0-0	0	0	0	0	0	0	0	0	0	15
Team							0	2	2			0			
Totals			28-63	5-16	20-26	14	27	41	13	81	12	12	12	4	200
FG % 1st Half: 13-34		38.2%	2nd half: 15-29		51.7%	Game: 28-63		44.4%	Deadball						
3FG % 1st Half: 3-10		30.0%	2nd half: 2-6		33.3%	Game: 5-16		31.3%	Rebounds						
FT % 1st Half: 7-9		77.8%	2nd half: 13-17		76.5%	Game: 20-26		76.9%	2						

Officials: Keith Kimble, Larry Sciotto, Rob Riley
 Technical fouls: Miami (FL)-None. Minnesota-None.
 Attendance: 14625
 Sellout

Score by periods	1st	2nd	Total
Miami (FL)	36	50	86
Minnesota	36	45	81

	In	Off	2nd	Fast	Bench
Points	Paint	T/O	Chance	Break	
UM	44	17	12	6	16
MINN	44	5	16	14	0

Last FG - UM 2nd-01.29, MINN 2nd-00.02.
 Largest lead - UM by 12 2nd-09:08, MINN by 6 1st-02:39.
 UM led for 33:02. MINN led for 02:01. Game was tied for 04:57.

Score tied - 6 times.
 Lead changed - 2 times.

Official Basketball Box Score -- Game Totals -- Final Statistics
Princeton vs Miami (FL)
 12/2/17 8:04 pm at American Airlines Arena

Princeton 52 - 2-5

#	Player	Total		3-Ptr		Rebounds			PF	TP	A	TO	Blk	Stl	Min
		FG-FGA	FT-FTA	FG-FGA	FT-FTA	Off	Def	Tot							
03	Cannady, Devin	*	5-16	0-6	1-1	0	2	2	0	11	1	0	0	2	31
05	Bell, Amir	*	5-7	2-3	1-2	0	6	6	2	13	2	1	0	1	32
12	Stephens, Myles	*	4-9	3-5	0-0	2	3	5	2	11	1	2	1	0	26
13	Gladson, Will	*	1-2	0-0	0-0	0	0	0	2	2	1	0	0	1	7
33	Much, Sebastian	*	0-10	0-9	0-0	0	2	2	3	0	1	4	0	0	26
00	Young, Aaron		0-2	0-2	0-0	0	0	0	0	0	1	0	0	0	6
01	Reynoso-Avila, V.		0-0	0-0	2-4	0	0	0	1	2	0	0	0	0	5
10	Bagin, Charlie		1-1	0-1	0-0	0	0	0	0	0	0	1	0	3	
15	Schwieger, Ryan		1-4	0-1	0-0	0	3	3	1	2	1	0	0	1	19
22	Desrosiers, Jerome		1-5	1-3	0-0	3	2	5	1	3	1	2	0	0	25
31	Bramlage, Noah		1-3	1-1	0-0	0	1	1	0	3	0	0	0	0	3
34	Arriguzoh, Richmond		0-0	0-0	0-0	0	1	1	0	1	1	0	0	0	6
35	Brennan, Alec		1-2	1-1	2-2	3	1	4	1	5	0	1	0	0	11

Official Basketball Box Score -- Game Totals -- Final Statistics
Miami vs George Washington
12/16/17 12:06 p.m. at Charles E. Smith Center, Washington, DC

Miami 59 • (9-0)

##	Player	Total		3-Ptr		Rebounds			PF	TP	A	TO	Blk	Stl	Min
		FG-FGA	FG-FGA	FT-FTA	FT-FTA	Off	Def	Tot							
20	Dewan Huell	f	7-12	0-0	1-2	3	9	12	1	15	0	1	1	0	31
00	Ja'Quan Newton	g	4-9	0-0	0-0	0	4	4	2	8	3	1	0	0	17
01	DJ Vasiljevic	g	3-8	2-6	2-2	0	1	1	0	10	0	1	0	0	30
03	Anthony Lawrence	g	2-5	1-2	0-0	1	8	9	3	5	3	1	1	0	31
11	Bruce Brown	g	1-6	0-3	1-2	1	2	3	2	3	3	1	0	3	38
02	Chris Lykes	g	1-5	1-3	0-0	0	0	0	2	3	1	1	0	0	12
04	Lonnie Walker	g	6-14	1-7	0-2	2	3	5	3	13	3	1	1	1	27
15	Ebuka Izundu	g	1-2	0-0	0-0	3	0	3	1	2	0	1	1	1	14
Team			0		2		2			1					
Totals			25-61	5-21	4-8	10	29	39	14	59	13	8	4	6	200

FG % 1st Half: 13-32 40.6% 2nd half: 12-29 41.4% Game: 25-61 41.0% Deadball Rebounds 3
 3FG % 1st Half: 5-13 38.5% 2nd half: 0-8 0.0% Game: 5-21 23.8%
 FT % 1st Half: 1-4 25.0% 2nd half: 3-4 75.0% Game: 4-8 50.0%

George Washington 50 • (5-6)

##	Player	Total		3-Ptr		Rebounds			PF	TP	A	TO	Blk	Stl	Min
		FG-FGA	FG-FGA	FT-FTA	FT-FTA	Off	Def	Tot							
10	STEEVES, Patrick	f	3-11	0-0	0-0	3	3	6	2	6	1	2	1	0	28
11	TORO, Arnaldo	f	3-12	0-3	0-0	4	9	13	2	6	0	1	0	0	32
01	NOLAN JR, Terry	g	3-6	2-5	2-2	3	3	6	2	10	2	4	0	4	35
03	BOLDEN, Jair	g	5-16	2-8	1-2	2	3	5	2	13	3	2	0	2	37
12	WATANABE, Yuta	g	3-12	0-2	3-6	3	5	8	0	9	2	0	2	0	37
00	MAZZULLA, Justin	g	0-1	0-0	0-0	2	1	3	0	0	0	1	0	0	8
04	WILLIAMS, Justin	g	0-2	0-0	0-0	0	1	1	0	0	0	0	0	0	6
35	ZEIGLER, Bo	g	2-3	0-0	2-2	0	0	0	4	6	0	1	0	0	17
Team			0		2		2			6					
Totals			19-63	4-18	8-12	17	27	44	12	50	8	11	3	6	200

FG % 1st Half: 5-27 18.5% 2nd half: 14-36 38.9% Game: 19-63 30.2% Deadball Rebounds 2
 3FG % 1st Half: 1-6 16.7% 2nd half: 3-12 25.0% Game: 4-18 22.2%
 FT % 1st Half: 4-4 100.0% 2nd half: 4-8 50.0% Game: 8-12 66.7%

Officials: Ted Valentine, Raymond Styons, Lamar Simpson
 Technical fouls: Miami-None. George Washington-None.
 Attendance: 3862

Score by periods	1st	2nd	Total
Miami	32	27	59
George Washington	15	35	50

Last FG - UM 2nd-00:40, GW 2nd-00:33.
 Largest lead - UM by 21 1st-02:52, GW None.
 UM led for 38:45, GW led for 00:00. Game was tied for 01:15.

	Points	In Paint	Off T/O	2nd Chance	Fast Break	Bench
UM	40	8	8	12	18	
GW	20	10	13	2	6	

Score tied - 1 time.
 Lead changed - 0 times.

Official Basketball Box Score -- Game Totals -- Final Statistics
Miami vs Hawai'i
12/22/17 8:00 p.m. at Stan Sheriff Center - Honolulu, HI

Miami 75 • 10-0

##	Player	Total		3-Ptr		Rebounds			PF	TP	A	TO	Blk	Stl	Min
		FG-FGA	FG-FGA	FT-FTA	FT-FTA	Off	Def	Tot							
00	Ja'Quan Newton	*	6-11	0-1	4-5	0	2	2	1	16	2	2	0	0	31
01	DJ Vasiljevic	*	2-7	2-3	0-0	1	2	3	1	6	0	0	0	1	27
03	Anthony Lawrence	*	5-7	0-1	1-1	2	2	4	4	11	0	1	1	1	27
11	Bruce Brown	*	1-4	1-2	1-2	0	5	5	4	4	8	2	0	0	32
20	Dewan Huell	*	7-10	0-0	2-2	1	5	6	2	16	0	1	2	1	31
02	Chris Lykes	*	3-7	1-3	0-0	1	4	5	1	7	0	1	0	1	19
04	Lonnie Walker	*	3-5	1-3	1-1	0	1	1	1	8	1	2	0	2	22
15	Ebuka Izundu	*	3-6	0-0	1-2	2	1	3	1	7	0	0	2	0	11
Team			2		0		2			0					
Totals			30-57	5-13	10-13	9	22	31	15	75	11	9	5	6	200

FG % 1st Half: 14-34 41.2% 2nd half: 16-23 69.6% Game: 30-57 52.6% Deadball Rebounds 0,3
 3FG % 1st Half: 1-7 14.3% 2nd half: 4-6 66.7% Game: 5-13 38.5%
 FT % 1st Half: 4-4 100.0% 2nd half: 6-9 66.7% Game: 10-13 76.9%

Hawai'i 57 • 7-3

##	Player	Total		3-Ptr		Rebounds			PF	TP	A	TO	Blk	Stl	Min
		FG-FGA	FG-FGA	FT-FTA	FT-FTA	Off	Def	Tot							
00	Green, Leland	*	4-8	2-3	0-0	0	1	1	1	10	1	3	0	0	33
01	Buggs, Drew	*	1-6	1-3	2-3	0	0	0	2	5	4	1	0	2	23
13	Thomas, Mike	*	0-3	0-0	1-2	1	1	2	3	1	0	4	0	0	12
21	Johnson, Gibson	*	3-5	0-1	0-0	1	1	2	4	6	0	0	0	0	23
23	Drammeh, Sheriff	*	6-10	1-5	4-5	0	3	3	0	17	4	2	0	1	36
02	Stepteau, Brocke	*	2-3	1-1	0-0	0	0	0	4	5	1	2	0	0	17
04	Thomas, Brandon	*	0-0	0-0	0-0	0	0	0	0	0	0	0	0	0	1
12	Purchase, Jack	*	3-7	3-7	0-0	0	12	12	2	9	3	1	0	0	30
14	Raimo, Zigmars	*	0-0	0-0	0-0	0	0	0	0	0	0	0	0	0	1
15	Flaisher, Ido	*	1-3	0-0	0-0	0	0	0	0	2	0	2	0	0	14
24	Buscher, Zach	*	0-0	0-0	0-0	0	0	0	0	0	0	0	0	0	1
32	Avea, Samuta	*	1-5	0-3	0-0	2	1	3	1	2	0	1	0	0	9
Team			2		1		3			0					
Totals			21-50	8-23	7-10	6	20	26	17	57	13	16	0	3	200

FG % 1st Half: 11-24 45.8% 2nd half: 10-26 38.5% Game: 21-50 42.0% Deadball Rebounds 1,1
 3FG % 1st Half: 5-13 38.5% 2nd half: 3-10 30.0% Game: 8-23 34.8%
 FT % 1st Half: 6-8 75.0% 2nd half: 1-2 50.0% Game: 7-10 70.0%

Officials: Keith Kimble, Chris Beaver, Nate Harris
 Technical fouls: Miami-Lonnie Walker. Hawai'i-None.
 Attendance: 7669
 Hawaiian Airlines Diamond Head Classic 1st Round

Score by periods	1st	2nd	Total
Miami	33	42	75
Hawai'i	33	24	57

	Points	In Paint	Off T/O	2nd Chance	Fast Break	Bench
UM	44	15	8	8	22	18
UH	20	12	2	2	18	

Last FG - UM 2nd-00:44, UH 2nd-00:26.
 Largest lead - UM by 20 2nd-04:38, UH by 4 1st-10:33.
 UM led for 26:32, UH led for 05:13. Game was tied for 07:50.

Score tied - 8 times.
 Lead changed - 12 times.

Official Basketball Box Score -- Game Totals -- Final Statistics
New Mexico State vs Miami
12/23/17 5:00 p.m. at Stan Sheriff Center - Honolulu, HI

New Mexico State 63 • 11-2

##	Player	Total		3-Ptr		Rebounds			PF	TP	A	TO	Blk	Stl	Min
		FG-FGA	FG-FGA	FT-FTA	FT-FTA	Off	Def	Tot							
10	Jones, Jemerrio	*	3-10	0-2	0-0	3	5	8	4	6	2	1	0	0	20
11	Wilkins, Johnathon	*	3-6	1-1	0-0	2	1	3	3	7	0	1	0	0	17
12	Harris, AJ	*	5-8	0-1	0-1	0	1	1	2	10	0	0	1	1	31
13	N'Dir, Sidy	*	4-9	2-5	0-0	3	2	5	2	10	1	2	0	1	31
23	Lofton, Zach	*	4-15	1-6	6-6	1	8	9	1	15	3	0	0	3	33
00	Jones, Keyon	*	1-3	1-3	0-0	0	1	1	1	0	3	0	1	0	17
20	Buchanan, Shunn	*	1-2	1-1	0-0	0	0	0	0	3	0	0	0	0	11
22	Chuha, Eli	*	3-14	1-6	1-2	1	7	8	4	8	0	2	0	0	30
35	McCants, Johnny	*	0-0	0-0	1-4	2	2	4	3	1	1	0	0	0	10
Team			2		2		4			1					
Totals			24-67	7-25	8-13	14	29	43	19	63	7	8	1	6	200

FG % 1st Half: 11-38 28.9% 2nd half: 13-29 44.8% Game: 24-67 35.8% Deadball Rebounds 4
 3FG % 1st Half: 2-14 14.3% 2nd half: 5-11 45.5% Game: 7-25 28.0%
 FT % 1st Half: 5-8 62.5% 2nd half: 3-5 60.0% Game: 8-13 61.5%

Miami 54 • 10-1

##	Player	Total		3-Ptr		Rebounds			PF	TP	A	TO	Blk	Stl	Min
		FG-FGA	FG-FGA	FT-FTA	FT-FTA	Off	Def	Tot							
00	Ja'Quan Newton	*	2-8	0-1	1-1	1	2	3	1	5	0	2	0	0	27
01	DJ Vasiljevic	*	6-11	2-6	1-1	0	5	5	2	15	1	1	0	0	33
03	Anthony Lawrence	*	1-3	0-2	2-2	1	3	4	2	4	1	2	2	0	29
11	Bruce Brown	*	3-10	0-4	7-9	2	5	7	1	13	1	2	0	0	32
20	Dewan Huell	*	4-6	0-0	2-4	3	6	9	3	10	1	0	2	0	27
02	Chris Lykes	*	0-5	0-4	1-2	0	1	1	2	1	0	2	0	0	11
04	Lonnie Walker	*	0-5	0-1	2-3	2	2	4	3	2	0	0	0	0	18
14	Rodney Miller	*	0-0	0-0	0-0	0	1	1	1	0	0	1	0	0	3
15	Ebuka Izundu	*	2-4	0-0	0-0	3	3	2	4	0	2	0	1	0	17
21	Sam Wa														



Official Basketball Box Score -- Game Totals -- Final Statistics Miami vs Pitt 12/30/17 4:00 PM at Petersen Events Center (Pittsburgh, Pa.)

Miami 67 • (12-1, 1-0 ACC)

#	Player	Total		3-Ptr		Rebounds			PF	TP	A	TO	Blk	Stl	Min
		FG	FGA	FG	FGA	FT	FTA	Off							
20	Dewan Huell	c	4-7	0-0	0-0	2	5	7	0	8	0	1	1	1	21
00	Ja'Quan Newton	g	5-7	0-0	1-1	0	3	3	1	11	4	3	0	2	27
01	Dj Vasiljevic	g	1-7	1-5	0-0	1	1	2	3	3	0	0	2	25	
03	Anthony Lawrence	g	5-7	2-2	0-0	1	5	6	2	12	2	4	3	1	28
11	Bruce Brown	g	5-9	0-2	1-2	2	3	5	2	11	3	2	1	1	33
02	Chris Lykes	g	3-5	2-3	2-2	0	1	1	2	10	0	3	0	0	17
04	Lonnie Walker	g	2-7	0-2	4-4	0	0	0	1	8	1	1	1	1	29
14	Rodney Miller	g	0-2	0-0	0-0	0	0	0	0	0	0	0	0	0	3
15	Ebuka Izundu	g	2-4	0-0	0-0	2	3	5	1	4	1	0	2	0	17
	Team					1	1	2							
Totals			27-55	5-14	8-9	9	22	31	12	67	11	15	8	8	200

FG % 1st Half: 10-23 43.5% 2nd half: 17-32 53.1% Game: 27-55 49.1%
3FG % 1st Half: 3-6 50.0% 2nd half: 2-8 25.0% Game: 5-14 35.7%
FT % 1st Half: 7-8 87.5% 2nd half: 1-1 100.0% Game: 8-9 88.9%

Deadball
Rebounds
1

Pitt 53 • (8-6, 0-1 ACC)

#	Player	Total		3-Ptr		Rebounds			PF	TP	A	TO	Blk	Stl	Min
		FG	FGA	FG	FGA	FT	FTA	Off							
00	Jared Wilson-Frame	f	5-13	0-3	3-3	0	2	2	1	13	1	2	0	2	28
21	Terrell Brown	c	2-6	0-0	0-0	2	2	4	1	4	2	2	1	0	24
01	Parker Stewart	g	4-7	2-5	2-2	0	2	2	1	12	0	2	1	1	29
05	Marcus Carr	g	0-4	0-1	0-0	0	3	3	4	0	5	2	0	0	22
13	Khameron Davis	g	2-5	1-2	2-2	0	2	2	0	7	1	0	1	1	36
02	Jonathan Milligan	g	0-0	0-0	1-2	0	2	2	2	1	1	4	0	0	15
15	Kene Chukwuka	g	0-2	0-2	0-0	0	1	1	4	0	0	3	0	1	11
23	Shamiel Stevenson	g	6-9	1-2	3-4	0	4	4	1	16	0	2	0	0	25
24	Samson George	g	0-0	0-0	0-0	0	1	1	0	0	0	0	0	0	1
33	Monty Boykins	g	0-1	0-1	0-0	0	0	0	0	0	0	0	0	0	3
35	Zach Smith	g	0-0	0-0	0-0	0	0	0	0	0	0	0	0	0	1
42	Peace Ilegomah	g	0-0	0-0	0-0	0	0	0	0	0	0	0	0	0	5
	Team					2	0	2							
Totals			19-47	4-16	11-13	4	19	23	14	53	10	19	3	5	200

FG % 1st Half: 8-26 30.8% 2nd half: 11-21 52.4% Game: 19-47 40.4%
3FG % 1st Half: 1-8 12.5% 2nd half: 3-8 37.5% Game: 4-16 25.0%
FT % 1st Half: 2-3 66.7% 2nd half: 9-10 90.0% Game: 11-13 84.6%

Deadball
Rebounds
4

Officials: Les Jones (R), Bert Smith, Jeffrey Anderson
Technical fouls: Miami-None. Pitt-None.
Attendance: 5307

Score by periods	1st	2nd	Total
Miami	30	37	67
Pitt	19	34	53

Points	In	Off	2nd	Fast	Bench
UM	40	16	6	11	22
UP	28	5	2	7	17

Last FG - UM 2nd-01:04, UP 2nd-01:38.
Largest lead - UM by 21 2nd-06:33, UP by 5 1st-13:55.
UM led for 30:31. UP led for 05:54. Game was tied for 03:33.

Score tied - 4 times.
Lead changed - 3 times.

Official Basketball Box Score -- Game Totals -- Final Statistics Miami vs Georgia Tech 1/3/18 9 p.m. at McCamish Pavilion, Atlanta, Ga.

Miami 54 • 12-2, 1-1 ACC

#	Player	Total		3-Ptr		Rebounds			PF	TP	A	TO	Blk	Stl	Min
		FG	FGA	FG	FGA	FT	FTA	Off							
20	Dewan Huell	f	4-7	0-0	5-6	4	4	8	1	13	1	1	2	0	32
00	Ja'Quan Newton	g	3-7	0-0	0-0	1	0	1	1	6	3	4	0	0	26
01	Dj Vasiljevic	g	1-4	1-4	0-0	0	1	1	1	6	3	0	2	0	23
03	Anthony Lawrence	g	4-8	0-1	1-2	3	9	12	3	9	1	1	0	1	32
11	Bruce Brown	g	4-12	1-3	0-0	2	7	9	3	9	2	4	4	3	37
02	Chris Lykes	g	2-10	2-8	2-2	0	0	0	2	8	5	3	0	0	20
04	Lonnie Walker	g	3-8	0-3	0-1	0	5	5	2	6	0	2	1	2	23
14	Rodney Miller	g	0-0	0-0	0-0	0	0	0	0	0	0	0	0	0	1
15	Ebuka Izundu	g	0-0	0-0	0-0	0	1	1	4	0	0	1	0	0	6
	Team					0	2	2							
Totals			21-56	4-19	8-11	10	29	39	18	54	12	18	7	7	200

FG % 1st Half: 13-28 46.4% 2nd half: 8-28 28.6% Game: 21-56 37.5%
3FG % 1st Half: 2-8 25.0% 2nd half: 2-11 18.2% Game: 4-19 21.1%
FT % 1st Half: 0-0 0.0% 2nd half: 8-11 72.7% Game: 8-11 72.7%

Deadball
Rebounds
0

Georgia Tech 64 • 7-7, 1-1 ACC

#	Player	Total		3-Ptr		Rebounds			PF	TP	A	TO	Blk	Stl	Min
		FG	FGA	FG	FGA	FT	FTA	Off							
34	Gueye, Abdoulaye	f	2-5	0-0	1-2	2	5	7	5	5	1	1	0	1	24
44	Lammers, Ben	c	3-11	0-1	2-3	0	8	8	2	8	2	0	2	3	39
04	Alston, Brandon	g	2-5	0-2	1-2	1	0	1	1	5	2	1	0	1	29
05	Okogie, Josh	g	10-23	1-5	9-12	3	6	9	0	30	1	1	1	3	39
10	Alvarado, Jose	g	5-9	0-1	2-2	0	3	3	3	12	0	7	2	2	39
01	Jackson, Tadic	g	1-6	0-1	2-2	1	5	6	1	4	2	1	0	3	28
12	Wright, Moses	g	0-0	0-0	0-0	0	0	0	1	0	0	0	0	0	2
	Team					3	1	4							
Totals			23-59	1-10	17-23	10	28	38	13	64	8	11	5	13	200

FG % 1st Half: 11-30 36.7% 2nd half: 12-29 41.4% Game: 23-59 39.0%
3FG % 1st Half: 0-4 0.0% 2nd half: 1-6 16.7% Game: 1-10 10.0%
FT % 1st Half: 6-8 75.0% 2nd half: 11-15 73.3% Game: 17-23 73.9%

Deadball
Rebounds
3

Officials: Jamie Luckie, Pat Driscoll, Jerry Heater
Technical fouls: Miami-TEAM. Georgia Tech-None.
Attendance: 5568
Coach's Box Warning: Miami (FL) at 13:06 2nd Half

Score by periods	1st	2nd	Total
Miami	28	26	54
Georgia Tech	28	36	64

Points	In	Off	2nd	Fast	Bench
UM	34	21	9	17	14
GT	34	21	10	12	4

Last FG - UM 2nd-00:35, GT 2nd-00:48.
Largest lead - UM by 9 1st-08:49, GT by 12 2nd-09:18.
UM led for 14:58. GT led for 18:03. Game was tied for 06:59.

Score tied - 6 times.
Lead changed - 5 times.

Official Basketball Box Score -- Game Totals -- Final Statistics Florida State vs Miami 01/07/18 6:00 pm at Coral Gables, Fla. (Watsco Center)

Florida State 74 • 12-3 (1-2 ACC)

#	Player	Total		3-Ptr		Rebounds			PF	TP	A	TO	Blk	Stl	Min
		FG	FGA	FG	FGA	FT	FTA	Off							
00	Cofer, Phil	f	5-13	1-5	0-0	1	3	4	3	11	0	2	0	1	32
02	Obiagu, Ike	c	1-1	0-0	0-2	0	1	1	2	2	0	0	1	0	9
02	Walker, CJ	g	0-5	0-3	0-0	1	4	5	1	0	2	1	0	1	15
11	Angola, Brian	g	6-16	1-6	3-3	2	3	5	3	16	4	4	0	5	35
14	Mann, Terance	g	3-7	1-2	3-4	1	3	4	3	10	1	1	0	0	25
03	Forrest, Trent	g	2-7	0-3	8-10	2	3	5	0	12	3	1	0	2	30
05	Savoy, PJ	g	1-2	1-2	0-0	0	0	0	0	3	0	0	0	0	2
21	Koumadje, Christ	g	2-6	0-0	1-2	6	2	8	4	5	0	2	1	0	13
23	Walker, MJ	g	3-8	1-3	0-0	0	0	0	5	7	0	0	0	1	19
25	Kabengele, Mfiondu	g	2-4	0-0	2-5	8	4	12	1	6	0	4	3	1	18
40	Allen, Brandon	g	0-0	0-0	0-0	0	0	0	0	0	0	0	0	0	2
	Team					0	0	0		*					
Totals			25-69	5-24	17-26	21	23	44	22	74	10	15	5	11	200

FG % 1st Half: 11-33 33.3% 2nd half: 14-36 38.9% Game: 25-69 36.2%
3FG % 1st Half: 3-13 23.1% 2nd half: 2-11 18.2% Game: 5-24 20.8%
FT % 1st Half: 5-6 83.3% 2nd half: 12-20 60.0% Game: 17-26 65.4%

Deadball
Rebounds
5

Miami 80 • 13-2 (1-1 ACC)

#	Player	Total		3-Ptr		Rebounds			PF	TP	A	TO	Blk	Stl	Min
		FG	FGA	FG	FGA	FT	FTA	Off							
20	Dewan Huell	f	8-12	0-1	4-7	2	6	8	3	20	1	1	2	0	34
00	Ja'Quan Newton	g	0-1	0-0	0-0	0	0	0	2	0	4	1	0	0	17
03	Anthony Lawrence	g	0-2	0-0	2-2	0	12	12	4	2	2	5	0	1	32
04	Lonnie Walker	g	2-5	1-3	0-0	0	0	0	1	5	0	3	0		



Official Basketball Box Score -- Game Totals -- Final Statistics

Duke vs Miami
01/15/18 7:02 pm at Coral Gables, Fla. (Watsco Center)

Duke 83 • 16-2 (4-2 ACC)

Table with 15 columns: ##, Player, Total FG-FGA, 3-Ptr FG-FGA, FT-FTA, Rebounds Off Def Tot, PF, TP, A TO Blk, Stl, Min. Rows include Duval, Trevon, Trent, Gary, Allen, Grayson, Carter, Wendell, Bagley, Marvin, Goldwire, Jordan, O'Connell, Alex, White, Jack, Robinson, Justin, Team, and Totals.

FG % 1st Half: 16-29 55.2% 2nd half: 15-27 55.6% Game: 31-56 55.4%
3FG % 1st Half: 6-12 50.0% 2nd half: 5-9 55.6% Game: 11-21 52.4%
FT % 1st Half: 4-6 66.7% 2nd half: 6-15 40.0% Game: 10-21 47.6%

Miami 75 • 13-4 (2-3 ACC)

Table with 15 columns: ##, Player, Total FG-FGA, 3-Ptr FG-FGA, FT-FTA, Rebounds Off Def Tot, PF, TP, A TO Blk, Stl, Min. Rows include Ja'Quan Newton, Anthony Lawrence, Lonnie Walker, Bruce Brown, Dewan Huell, Dj Vasiljevic, Chris Lykes, Ebuka Izundu, Team, and Totals.

FG % 1st Half: 16-38 42.1% 2nd half: 13-40 32.5% Game: 29-78 37.2%
3FG % 1st Half: 4-12 33.3% 2nd half: 5-13 38.5% Game: 9-25 36.0%
FT % 1st Half: 4-5 80.0% 2nd half: 4-5 80.0% Game: 8-10 80.0%

Officials: Michael Stephens, Jeffrey Anderson, Michael Roberts
Technical fouls: Duke-None. Miami-None.
Attendance: 7972

Score by periods table with columns: 1st, 2nd, Total. Rows for Duke (42, 41, 83) and Miami (40, 35, 75).

Points In Paint, Off T/O, 2nd Chance, Fast Break, Bench. Rows for Duke (38, 15, 12, 6, 3) and UM (38, 20, 18, 31, 15).

Last FG - DU 2nd-00:47, UM 2nd-00:15.
Largest lead - DU by 10 2nd-00:38, UM by 13 2nd-11:25.
DU led for 18:21. UM led for 18:19. Game was tied for 03:20.

Score tied - 6 times.
Lead changed - 12 times.

Official Basketball Box Score -- Game Totals -- Final Statistics

Miami vs NC State
01/21/18 12:00 p.m. at Raleigh, N.C. (PNC Arena)

Miami 86 • 14-4, 3-3 ACC

Table with 15 columns: ##, Player, Total FG-FGA, 3-Ptr FG-FGA, FT-FTA, Rebounds Off Def Tot, PF, TP, A TO Blk, Stl, Min. Rows include Ja'Quan Newton, Chris Lykes, Anthony Lawrence, Bruce Brown, Dewan Huell, DJ Vasiljevic, Lonnie Walker, Ebuka Izundu, Sam Waardenburg, Team, and Totals.

FG % 1st Half: 13-24 54.2% 2nd half: 21-35 60.0% Game: 34-59 57.6%
3FG % 1st Half: 4-8 50.0% 2nd half: 6-11 54.5% Game: 10-19 52.6%
FT % 1st Half: 6-10 60.0% 2nd half: 2-2 100.0% Game: 8-12 66.7%

NC State 81 • 13-7, 3-4 ACC

Table with 15 columns: ##, Player, Total FG-FGA, 3-Ptr FG-FGA, FT-FTA, Rebounds Off Def Tot, PF, TP, A TO Blk, Stl, Min. Rows include ABU, Abdul-Malik, DORN, Torin, BEVERLY, Braxton, JOHNSON, Markell, YURTSEVEN, Omer, FREEMAN, Lennard, BATTIS, Lavar, FREEMAN, Allerik, HUNT, Sam, Team, and Totals.

FG % 1st Half: 14-30 46.7% 2nd half: 17-27 63.0% Game: 31-57 54.4%
3FG % 1st Half: 4-11 36.4% 2nd half: 3-7 42.9% Game: 7-18 38.9%
FT % 1st Half: 0-0 0.0% 2nd half: 12-16 75.0% Game: 12-16 75.0%

Officials: Roger Ayers, Ron Groover, Earl Walton
Technical fouls: Miami-None. NC State-None.
Attendance: 17265

Fouled out: Miami: #15 Izundu, E. at 1:42 in 2nd half

Score by periods table with columns: 1st, 2nd, Total. Rows for Miami (36, 50, 86) and NC State (32, 49, 81).

Points In Paint, Off T/O, 2nd Chance, Fast Break, Bench. Rows for Miami (42, 18, 3, 13, 33) and NC State (32, 12, 10, 9, 30).

Last FG - UM 2nd-00:22, ST 2nd-00:51.
Largest lead - UM by 12 2nd-06:11, ST by 2 1st-19:46.
UM led for 37:25. ST led for 00:29. Game was tied for 02:06.

Score tied - 2 times.
Lead changed - 1 time.

Official Basketball Box Score -- Game Totals -- Final Statistics

Louisville vs Miami
01/24/18 8:02 pm at Coral Gables, Fla. (Watsco Center)

Louisville 75 • 15-5 (5-2 ACC)

Table with 15 columns: ##, Player, Total FG-FGA, 3-Ptr FG-FGA, FT-FTA, Rebounds Off Def Tot, PF, TP, A TO Blk, Stl, Min. Rows include V.J. King, Quentin Snider, Malik Williams, Ray Spalding, Deng Adel, Darius Perry, Anas Mahmoud, Dwayne Sutton, Ryan McMahon, Jordan Nwora, Team, and Totals.

FG % 1st Half: 14-29 48.3% 2nd half: 13-31 41.9% OT: 0-5 0.0% Game: 27-65 41.5%
3FG % 1st Half: 4-12 33.3% 2nd half: 1-9 11.1% OT: 0-1 0.0% Game: 5-22 22.7%
FT % 1st Half: 6-9 66.7% 2nd half: 4-8 50.0% OT: 6-8 75.0% Game: 16-25 64.0%

Miami 78 • 15-4 (4-3 ACC)

Table with 15 columns: ##, Player, Total FG-FGA, 3-Ptr FG-FGA, FT-FTA, Rebounds Off Def Tot, PF, TP, A TO Blk, Stl, Min. Rows include Ja'Quan Newton, Anthony Lawrence, Lonnie Walker, Bruce Brown, Dewan Huell, DJ Vasiljevic, Chris Lykes, Ebuka Izundu, Sam Waardenburg, Team, and Totals.

FG % 1st Half: 12-29 41.4% 2nd half: 10-26 38.5% OT: 2-10 20.0% Game: 24-65 36.9%
3FG % 1st Half: 3-11 27.3% 2nd half: 3-8 37.5% OT: 0-3 0.0% Game: 6-22 27.3%
FT % 1st Half: 8-10 80.0% 2nd half: 9-11 81.8% OT: 5-10 50.0% Game: 22-31 71.0%

Officials: Mike Eades, Tim Nestor, Jeff Clark
Technical fouls: Louisville-None. Miami-None.
Attendance: 7190

* - points scored by the other team (wrong basket)

Score by periods table with columns: 1st, 2nd, OT, Total. Rows for Louisville (38, 31, 6, 75) and Miami (37, 32, 9, 78).

Points In Paint, Off T/O, 2nd Chance, Fast Break, Bench. Rows for Louisville (38, 16, 13, 4, 24) and UM (34, 8, 18, 6, 11).

Last FG - UL 2nd-00:59, UM OT-00:41.
Largest lead - UL by 7 2nd-17:41, UM by 6 1st-10:04.
UL led for 23:41. UM led for 13:04. Game was tied for 07:53.

Score tied - 8 times.
Lead changed - 14 times.



11 BRUCE BROWN JR.

So. • 6-5 • 205 • Guard

Boston, Mass.

Vermont Academy

PRESEASON HONORS

- Preseason All-ACC Second Team
- Preseason ESPN Third-Team All-American
- Wooden Award Preseason Top 50
- Citizen Naimsmith Trophy Watch List
- Julius Erving Small Forward of Year Award Watch List
- Lute Olson National Player of Year Award Watch List
- Oscar Robertson Trophy Watch List

2017-18 HIGHLIGHTS

- Ranks 11th in ACC in rebounds at 7.1 per game (first among guards); also leads team in assists and steals
- Recorded second career triple-double in season opener vs. Gardner-Webb (10 points, 11 rebounds, 10 assists)
- Triple-double was third in program history and 31st in ACC history (sixth player in league history with two career triple-doubles)
- Had 14 points, seven rebounds, four assists, three steals in win over North Florida (11/25)
- Posted 16 points, nine rebounds, five assists and no turnovers in win at No. 12 Minnesota (11/29)

- Scored 14 of his 17 points in the first half in win against Princeton (12/2)
- Missed Boston U. game with left hand injury; returned for GW game
- Averaged 12.3 points, 6.0 rebounds and 4.0 assists in Diamond Head Classic; scored season-high 20 points against Middle Tennessee
- Had 11 points and five boards in ACC opener at Pitt (12/30)
- Recorded nine points, nine rebounds, career-high four blocks and three steals at Georgia Tech (1/3)
- Tallied 23 points, including career-best 12-of-14 effort at free-throw line, in win over Florida State (1/7)
- Scored 19 points and dished out nine assists in win at NC State (1/21)

2017-18 GAME-BY-GAME

	GS	Min	FG	Pct	3FG	Pct	FT	Pct	O-D-T	Avg	PF	FO	A	TO	Blk	Stl	Pts	Avg
Gard-Webb	*	31	5-9	.556	0-2	.000	0-3	.000	1-10-11	11.0	2	0	10	1	0	1	10	10.0
Navy	*	31	1-10	.100	0-3	.000	1-2	.500	1-5-6	8.5	1	0	6	3	1	0	3	6.5
Florida A&M	*	32	6-10	.600	2-4	.500	1-4	.250	1-7-8	8.3	2	0	4	2	0	2	15	9.3
vs. La Salle	*	33	2-9	.222	1-2	.500	2-4	.500	0-11-11	9.0	2	0	3	3	1	0	7	8.8
N. Florida	*	32	7-14	.500	0-2	.000	0-0	.000	1-6-7	8.6	2	0	4	1	0	3	14	9.8
at Minnesota	*	37	6-11	.545	2-4	.500	2-2	1.000	3-6-9	8.7	1	0	5	0	0	1	16	10.8
vs. Princeton	*	30	6-8	.750	4-5	.800	1-1	1.000	2-6-8	8.6	1	0	3	2	1	0	17	11.7
Boston U.																		
DNP (hand)																		
at GW	*	38	1-6	.167	0-3	.000	1-2	.500	1-2-3	7.9	2	0	3	1	0	3	3	10.6
at Hawai'i	*	32	1-4	.250	1-2	.500	1-2	.500	0-5-5	7.6	4	0	8	2	0	0	4	9.9
vs NMSU	*	32	3-10	.300	0-4	.000	7-9	.778	2-5-7	7.5	1	0	1	2	0	0	13	10.2
vs MTSU	*	39	8-16	.500	0-5	.000	4-7	.571	0-6-6	7.4	2	0	3	4	1	2	20	11.1
at Pitt	*	33	5-9	.556	0-2	.000	1-2	.500	2-3-5	7.2	2	0	3	2	1	1	11	11.1
at Ga. Tech	*	37	4-12	.333	1-3	.333	0-0	.000	2-7-9	7.3	3	0	2	4	4	3	9	10.9
FSU	*	36	5-8	.625	1-2	.500	12-14	.857	0-4-4	7.1	2	0	2	3	0	1	23	11.8
at Clemson	*	33	1-8	.125	0-3	.000	2-4	.500	3-4-7	7.1	5	1	1	2	2	2	4	11.3
Duke	*	32	3-12	.250	0-2	.000	1-1	1.000	2-5-7	7.1	4	0	2	3	0	2	7	11.0
at NC State	*	32	7-8	.875	3-3	1.000	2-3	.667	0-4-4	6.9	2	0	9	3	0	1	19	11.5
Louisville	*	38	2-10	.200	0-4	.000	4-8	.500	4-7-11	7.1	3	0	2	3	3	3	8	11.3
at FSU																		
Pittsburgh																		
at Va. Tech																		
Wake Forest																		
at BC																		
Virginia																		
Syracuse																		
at ND																		
BC																		
at UNC																		
Va. Tech																		

2016-17

Opponent	P	R	A
WCU	7	8	5
at N. Florida	7	6	2
Penn	15	5	1
vs Stanford	10	6	2
vs Iowa State	2	7	2
vs Florida	15	4	1
Rutgers	11	9	2
vs Wofford	12	5	1
SC State	11	11	10
FAU	14	8	6
GW	14	12	2
Columbia	8	6	5
NC State	17	8	4
at Syracuse	9	7	2
Notre Dame	7	9	1
at Pittsburgh	17	6	3
at Wake Forest	9	3	1
at Duke	15	5	6
Boston Coll.	12	6	4
North Carolina	30	4	5
Florida State	17	5	1
at NC State	7	2	6
Virginia Tech	2	5	4
at Louisville	12	7	4
Georgia Tech	8	3	5
Clemson	9	5	5
at Virginia	14	3	0
Duke	25	4	4
at Va Tech	8	3	5
vs Florida St.	10	0	1
vs Syracuse	5	5	1
vs UNC	21	7	1
vs Michigan St.	11	2	4

SEASON/CAREER HIGHS

Points

Season: 23 Florida State, 1/7/18
 Career: 30 North Carolina, 1/28/17
 ACC: 30 North Carolina, 1/28/17

Rebounds

Season: 11 2x, last vs. La Salle, 11/22/17
 Career: 12 George Washington, 12/22/16
 ACC: 9 Notre Dame, 1/12/17

Assists

Season: 10 Gardner-Webb, 11/10/17
 Career: 10 2x, last vs. Gard.-Webb, 11/10/17
 ACC: 9 at NC State, 1/18/18

Steals

Season: 3 3x, last at Ga. Tech, 1/3/18
 Career: 3 8x, last at Ga. Tech, 1/3/18
 ACC: 3 NC State, 12/31/16

Blocked Shots

Season: 4 at Georgia Tech, 1/3/18
 Career: 4 at Georgia Tech, 1/3/18
 ACC: 4 at Georgia Tech, 1/3/18

Field Goals

Season: 8 Middle Tennessee, 12/25/17
 Career: 11 Duke, 2/25/17
 ACC: 11 Duke, 2/25/17

Field-Goal Attempts

Season: 16 Middle Tennessee, 12/25/17
 Career: 18 Duke, 2/25/17
 ACC: 18 Duke, 2/25/17

Free Throws

Season: 12 Florida State, 1/7/18
 Career: 12 Florida State, 1/7/18
 ACC: 12 Florida State, 1/7/18

Free-Throw Attempts

Season: 14 Florida State, 1/7/18
 Career: 14 Florida State, 1/7/18
 ACC: 14 Florida State, 1/7/18

3-Point Field Goals

Season: 4 Princeton, 12/2/17
 Career: 4 North Carolina, 1/28/17
 ACC: 4 North Carolina, 1/28/17

3-Point Field-Goal Attempts

Season: 5 2x, last vs. MTSU, 12/25/17
 Career: 6 North Carolina, 1/28/17
 ACC: 6 North Carolina, 1/28/17

Minutes

Season: 39 Middle Tennessee, 12/25/17
 Career: 44 at Virginia, 2/20/17
 ACC: 44 at Virginia, 2/20/17

CAREER TRIPLE-DOUBLES


10p, 11r, 10a vs. Gardner-Webb, 11/10/17
 11p, 11r, 10a vs. South Carolina State, 12/6/16

CAREER DOUBLE-DOUBLES

10p, 11r, 10a vs. Gardner-Webb, 11/10/17
 14p, 12r vs. George Washington, 12/22/16
 11p, 11r, 10a vs. South Carolina State, 12/6/16

CAREER STATISTICS

Season	GP	GS	3-Point			Free Throws			Rebounds				Scoring										
			Min.	Avg.	Pct.	FG	FGA	Pct.	FT	FTA	Pct.	Off.	Def.	Tot.	Avg.	PF	FO	Ast.	TO	Blk	Stl	Pts.	Avg.
2016-17	33	29	1053	31.9	.459	134	292	.459	90	121	.744	48	138	186	5.6	83	2	106	67	18	49	391	11.8
2017-18	18	18	608	33.8	.420	73	174	.420	42	68	.618	25	103	128	7.1	41	1	71	41	14	25	203	11.3
TOTAL	51	47	1661	32.6	.444	207	466	.444	132	189	.698	73	241	314	6.2	124	3	177	108	32	74	594	11.6



20 DEWAN HUELL

So. • 6-11 • 236 • Forward

Miami, Fla.

Miami Norland HS

2017-18 HIGHLIGHTS

- Second in ACC, 17th nationally in field-goal percentage (.622)
- Ranks 13th in ACC in rebounding (6.9), 22nd in scoring (13.8)
- Scored in double figures in 15 of 19 games, including three 20-plus point efforts
- Has led Miami in scoring six times
- Tied for team lead with 14 points in season opener
- Recorded first career double-double against Navy (11/12) with 14 points and 10 rebounds
- Recorded 16 points (8-10 FG) in win vs. La Salle (11/22)
- Had huge game at No. 12 Minnesota, with career-high 23 points (15 in second half) (11/29)
- Recorded second double-double with 15 points, 12 rebounds at GW (12/16)
- Named to Diamond Head Classic All-Tournament Team; averaged 15.7 points, 6.0 rebounds and 1.7 blocks in tournament
- Scored 21 points against Middle Tennessee, hitting 7-of-8 from field and 7-of-8 from free-throw line (12/25)
- Recorded team-high 13 points as well as seven rebounds at Georgia Tech (1/3)
- Scored 20 points with eight boards against Florida State (1/7)
- Picked up third career double-double with 18 points, career-high 13 rebounds vs. Duke (1/15)
- Had double-double in OT win over Louisville: 18 points, 12 rebounds (1/24)

2017-18 GAME-BY-GAME

	GS	Min	FG	Pct	3FG	Pct	FT	Pct	O-D-T	Avg	PF	FO	A	TO	Blk	Stl	Pts	Avg
Gard-Webb	*	18	6-9	.667	0-0	.000	2-3	.667	2-6-8	8.0	1	0	2	3	2	1	14	14.0
Navy	*	22	6-8	.750	0-0	.000	2-3	.667	3-7-10	9.0	2	0	1	1	1	1	14	14.0
Florida A&M	*	24	4-6	.667	0-0	.000	2-2	1.000	1-4-5	7.7	1	0	0	1	1	2	10	12.7
vs. La Salle	*	26	8-10	.800	0-1	.000	0-0	.000	2-5-7	7.5	3	0	0	1	1	0	16	13.5
N. Florida	*	23	4-6	.667	0-0	.000	5-7	.714	1-5-6	7.2	2	0	0	3	0	0	13	13.4
at Minnesota	*	27	10-16	.625	0-0	.000	3-5	.600	1-1-2	6.3	3	0	0	0	1	0	23	15.0
vs. Princeton	*	15	3-7	.429	0-0	.000	3-4	.750	1-0-1	5.6	3	0	0	2	0	1	9	14.1
Boston U.	*	20	2-4	.500	0-0	.000	2-4	.500	2-4-6	5.6	1	0	1	0	3	0	6	13.1
at GW	*	31	7-12	.583	0-0	.000	1-2	.500	3-9-12	6.3	1	0	0	1	1	0	15	13.3
at Hawai'i	*	31	7-10	.700	0-0	.000	2-2	1.000	1-5-6	6.3	2	0	0	1	2	1	16	13.6
vs NMSU	*	27	4-6	.667	0-0	.000	2-4	.500	3-6-9	6.5	3	0	1	0	2	0	10	13.3
vs MTSU	*	32	7-8	.875	0-0	.000	7-8	.875	0-3-3	6.3	2	0	0	0	1	0	21	13.9
at Pitt	*	21	4-7	.571	0-0	.000	0-0	.000	2-5-7	6.3	0	0	0	1	1	1	8	13.5
at Ga. Tech	*	32	4-7	.571	0-0	.000	5-6	.833	4-4-8	6.4	1	0	1	1	2	0	13	13.4
FSU	*	34	8-12	.667	0-1	.000	4-7	.571	2-6-8	6.5	3	0	1	1	2	0	20	13.9
at Clemson	*	30	4-9	.444	0-0	.000	2-3	.667	3-4-7	6.6	3	0	2	0	1	2	10	13.6
Duke	*	32	8-16	.500	0-1	.000	2-3	.667	7-6-13	6.9	3	0	1	3	0	0	18	13.9
at NC State	*	21	4-9	.444	0-0	.000	0-0	.000	0-2-2	6.7	3	0	0	1	1	1	8	13.6
Louisville	*	35	7-10	.700	0-0	.000	4-5	.800	5-7-12	6.9	1	0	0	4	0	0	18	13.8
at FSU																		
Pittsburgh																		
at Va. Tech																		
Wake Forest																		
at BC																		
Virginia																		
Syracuse																		
at ND																		
BC																		
at UNC																		
Va. Tech																		

SEASON/CAREER HIGHS

- Points**
 Season: 23 at Minnesota, 11/29/17
 Career: 23 at Minnesota, 11/29/17
 ACC: 20 Florida State, 1/7/18
- Rebounds**
 Season: 13 Duke, 1/15/18
 Career: 13 Duke, 1/15/18
 ACC: 13 Duke, 1/15/18
- Assists**
 Season: 2 2x, last at Clemson, 1/13/18
 Career: 2 2x, last at Clemson, 1/13/18
 ACC: 2 at Clemson, 1/13/18
- Steals**
 Season: 2 2x, last at Clemson, 1/13/18
 Career: 2 3x, last at Clemson, 1/13/18
 ACC: 2 at Clemson, 1/13/18
- Blocked Shots**
 Season: 3 2x, last vs. Boston U., 12/5/17
 Career: 3 2x, last vs. Boston U., 12/5/17
 ACC: 3 Virginia Tech, 2/8/17
- Field Goals**
 Season: 10 at Minnesota, 11/29/17
 Career: 10 at Minnesota, 11/29/17
 ACC: 8 2x, last vs. Duke, 1/15/18
- Field-Goal Attempts**
 Season: 16 2x, last vs. Duke, 1/15/18
 Career: 16 2x, last vs. Duke, 1/15/18
 ACC: 16 Duke, 1/15/18
- Free Throws**
 Season: 7 Middle Tennessee, 12/25/17
 Career: 7 Middle Tennessee, 12/25/17
 ACC: 5 2x, last at Georgia Tech, 1/3/18
- Free-Throw Attempts**
 Season: 8 Middle Tennessee, 12/25/17
 Career: 8 Middle Tennessee, 12/25/17
 ACC: 7 Florida State, 1/7/18

2016-17

Opponent	P	R	A
WCU	13	7	1
at N. Florida	15	8	0
Penn	11	5	0
vs Stanford	3	3	0
vs Iowa State	5	6	0
vs Florida	10	6	1
Rutgers	14	7	0
vs Wofford	2	1	0
SC State	5	3	0
FAU	9	10	0
GW	2	1	0
Columbia	4	1	0
NC State	0	0	1
at Syracuse	6	3	1
Notre Dame	2	0	0
at Pittsburgh	4	3	0
at Wake Forest	9	8	0
at Duke	7	3	0
Boston Coll.	8	3	1
North Carolina	5	1	0
Florida State	7	1	0
at NC State	3	2	0
Virginia Tech	3	5	0
at Louisville	4	3	1
Georgia Tech	13	2	0
Clemson	6	1	0
at Virginia	1	1	0
Duke	2	1	0
at Va Tech	0	1	0
vs Florida St.	5	2	0
vs Syracuse	DNP		
vs UNC	1	1	0
vs Michigan St.	8	0	0

3-Point Field Goals

- Season: -
 Career: -
 ACC: -
- 3-Point Field-Goal Attempts**
 Season: 1 3x, last vs. Duke, 1/15/18
 Career: 1 5x, last vs. Duke, 1/15/18
 ACC: 1 4x, last vs. Duke, 1/15/18

Minutes


- Season: 34 Florida State, 1/7/18
 Career: 34 Florida State, 1/7/18
 ACC: 34 Florida State, 1/7/18

CAREER DOUBLE-DOUBLES

- 15p, 12r at George Washington, 12/16/17
 14p, 10r vs. Navy, 11/12/17
 18p, 13r vs. Duke, 1/15/18
 18p, 12r vs. Louisville, 1/24/18

CAREER STATISTICS

Season	GP	GS	Min.	Avg.	3-Point			Free Throws			Rebounds			Scoring											
					FG	FGA	Pct.	FT	FTA	Pct.	Off.	Def.	Tot.	Avg.	PF	FO	Ast.	TO	Blk	Stl	Pts.	Avg.			
2016-17	32	15	557	17.4	77	145	.531	0	2	.000	33	51	.647	45	54	99	3.1	61	0	6	30	25	13	187	5.8
2017-18	19	19	501	26.4	107	172	.622	0	3	.000	48	68	.706	43	89	132	6.9	38	0	10	24	22	10	262	13.8
TOTAL	51	34	1058	20.7	184	317	.580	0	5	.000	81	119	.681	88	143	231	4.5	99	0	16	54	47	23	449	8.8



15 EBUKA IZUNDU

Jr. • 6-10 • 235 • Center
Charlotte, N.C. / Lagos, Nigeria
Victory Christian Center

2017-18 HIGHLIGHTS

- Recorded first college double-double in season opener, scoring 14 points and grabbing career-high 10 boards
- Scored seven points and added a pair of blocks in win at Hawai'i (12/23)
- Scored four points, with five rebounds and two blocks at Pitt (12/30)
- Went 7-for-7 from field and scored 15 points in win at NC State (1/21)

SEASON/CAREER HIGHS

Points			
Season:	15	at NC State, 1/21/18	
Career:	16	at NC State, 2/4/17	
ACC:	16	at NC State, 2/4/17	
Rebounds			
Season:	10	Gardner-Webb, 11/10/17	
Career:	10	Gardner-Webb, 11/10/17	
ACC:	7	NC State, 12/31/16	
Assists			
Season:	2	Navy, 11/12/17	
Career:	2	Navy, 11/12/17	
ACC:	1	6x, last at Pitt, 12/30/17	
Steals			
Season:	1	4x, last at GW, 12/16/17	
Career:	1	14x, last at GW, 12/16/17	
ACC:	1	5x, last vs. Duke, 2/25/17	
Blocked Shots			
Season:	3	Florida A&M, 11/16/17	
Career:	3	4x, last vs. Florida A&M, 11/16/17	
ACC:	3	Notre Dame, 1/12/17	
Field Goals			
Season:	7	at NC State, 1/21/18	
Career:	7	at NC State, 1/21/18	
ACC:	7	at NC State, 1/21/18	
Field-Goal Attempts			
Season:	7	2x, last at NC State, 1/21/18	
Career:	10	Clemson, 2/18/17	
ACC:	10	Clemson, 2/18/17	
Free Throws			
Season:	2	2x, last vs. Navy, 11/12/17	
Career:	5	vs. Mississippi State, 11/19/15	
ACC:	4	2x, last at NC State, 2/4/17	
Free-Throw Attempts			
Season:	4	Gardner-Webb, 11/10/17	
Career:	7	vs. Mississippi State, 11/19/15	
ACC:	6	at North Carolina, 2/20/16	
Minutes			
Season:	22	Gardner-Webb, 11/10/17	
Career:	27	at NC State, 2/4/17	
ACC:	27	at NC State, 2/4/17	

CAREER DOUBLE-DOUBLES

14p, 10r vs. Gardner-Webb, 11/10/17

2017-18 GAME-BY-GAME

	GS	Min	FG	Pct	3FG	Pct	FT	Pct	O-D-T	Avg	PF	FO	A	TO	Blk	Stl	Pts	Avg	
Gard-Webb	22	6-7	.857	0-0	.000	2-4	.500	2-8-10	10.0	4	0	1	1	1	0	14	14.0		
Navy	19	5-6	.833	0-0	.000	2-3	.667	3-1-4	7.0	2	0	2	2	2	1	12	13.0		
Florida A&M	21	2-4	.500	0-0	.000	0-2	.000	4-2-6	6.7	0	0	0	1	3	0	4	10.0		
vs. La Salle	12	1-1	1.000	0-0	.000	1-1	1.000	1-1-2	5.5	4	0	0	2	0	1	3	8.3		
N. Florida	11	2-2	1.000	0-0	.000	1-2	.500	2-5-7	5.8	0	0	0	3	0	0	5	7.6		
at Minnesota	13	0-0	.000	0-0	.000	0-0	.000	2-1-3	5.3	3	0	1	1	2	0	0	6.3		
vs. Princeton	20	3-4	.750	0-0	.000	0-0	.000	2-2-4	5.1	3	0	0	1	0	0	6	6.3		
Boston U.	19	0-1	.000	0-0	.000	0-2	.000	3-2-5	5.1	4	0	0	1	0	1	0	5.5		
at GW	14	1-2	.500	0-0	.000	0-0	.000	3-0-3	4.9	1	0	0	0	1	1	2	5.1		
at Hawai'i	11	3-6	.500	0-0	.000	1-2	.500	2-1-3	4.7	1	0	0	0	2	0	7	5.3		
vs NMSU	17	2-4	.500	0-0	.000	0-0	.000	0-3-3	4.5	2	0	0	2	0	1	4	5.2		
vs MTSU	8	1-2	.500	0-0	.000	0-0	.000	1-1-2	4.3	3	0	0	2	0	0	2	4.9		
at Pitt	17	2-4	.500	0-0	.000	0-0	.000	2-3-5	4.4	1	0	1	0	2	0	4	4.8		
at Ga. Tech	6	0-0	.000	0-0	.000	0-0	.000	0-1-1	4.1	4	0	0	1	0	0	0	4.5		
FSU	14	2-3	.667	0-0	.000	0-0	.000	0-1-1	3.9	4	0	0	1	0	0	4	4.5		
at Clemson	13	0-0	.000	0-0	.000	0-0	.000	1-2-3	3.9	2	0	0	0	0	1	0	4.2		
Duke	12	1-4	.250	0-0	.000	0-0	.000	2-1-3	3.8	1	0	0	1	0	0	2	4.1		
at NC State	19	7-7	1.000	0-0	.000	1-2	.500	0-3-3	3.8	5	1	0	1	0	0	15	4.7		
Louisville	10	1-2	.500	0-0	.000	0-0	.000	0-1-1	3.6	2	0	0	1	0	0	2	4.5		
at FSU																			
Pittsburgh																			
at Va. Tech																			
Wake Forest																			
at BC																			
Virginia																			
Syracuse																			
at ND																			
BC																			
at UNC																			
Va. Tech																			

2016-17

Opponent	P	R	A
WCU	13	7	1
at North Florida	15	8	0
vs Stanford	0	3	0
vs Iowa State	0	3	0
vs Florida	0	0	0
Rutgers	4	2	0
vs Wofford	9	5	0
SC State	9	3	0
FAU	2	2	0
GW	12	4	0
Columbia	6	3	1
NC State	3	7	0
at Syracuse	0	2	0
Notre Dame	2	4	0
at Pittsburgh	2	2	0
at Wake Forest	6	5	0
at Duke	0	2	1
Boston College	0	2	0
UNC	0	3	0
Florida State	0	1	0
at NC State	16	6	0
Virginia Tech	8	1	1
at Louisville	8	5	0
Georgia Tech	2	3	0
Clemson	12	2	1
at Virginia	6	3	1
Duke	3	5	0
at Virginia Tech	0	2	0
vs Florida State	0	2	0
vs Syracuse	0	1	0
vs UNC	2	2	0
vs Michigan St.	5	3	0

2015-16

Opponent	P	R	A
UTRGV	0	0	0
Louisiana	0	0	0
vs. Miss. St.	11	7	0
vs. Utah	4	3	1
Charlotte	0	0	1
Florida	0	1	0
Charleston	1	0	0
at La Salle	6	4	0
at Clemson	0	0	0
Pittsburgh	2	0	0
at Florida St.	0	0	0
Virginia Tech	0	0	0
at UNC	6	2	1
at Virginia Tech	2	0	0
vs. Villanova	0	2	0

CAREER STATISTICS

Season	GP	GS	Min.	Avg.	3-Point			Free Throws			Rebounds			Scoring											
					FG	FGA	Pct.	FT	FTA	Pct.	Off.	Def.	Tot.	Avg.	PF	FO	Ast.	TO	Blk	Stl	Pts.	Avg.			
2015-16	15	0	79	5.3	10	16	.625	0	0	.000	12	19	.632	13	6	19	1.3	17	0	3	5	3	2	32	2.1
2016-17	32	9	417	13.0	53	98	.541	0	0	.000	29	42	.690	47	50	97	3.0	75	2	6	27	25	7	135	4.2
2017-18	19	0	278	14.6	39	59	.661	0	0	.000	8	20	.400	30	39	69	3.6	46	1	5	21	13	6	86	4.5
TOTAL	66	9	774	11.7	102	173	.590	0	0	.000	49	81	.605	90	95	185	2.8	138	3	14	53	41	15	253	3.8



3 ANTHONY LAWRENCE II

Jr. • 6-7 • 210 • Guard
St. Petersburg, Fla.
Lakewood Senior HS

2017-18 HIGHLIGHTS

- Owns nine games with seven or more rebounds
- Scored 10 points on 4-for-5 shooting and grabbed seven boards in win over Navy (11/12)
- Had a stat sheet stuffer game against La Salle (11/22): set career high with 10 rebounds and tied his career highs in assists (5) and blocks (3)
- Scored season-high 14 points and added three steals against North Florida (11/25)
- Recorded eight points and seven boards while fouling out in win at No. 12 Minnesota (11/29)
- Matched career high with 10 rebounds against Princeton (12/2)
- Dished out career-high six assists while playing 33 minutes against Boston U. (12/5)
- Scored team-high 12 points (10 in first half), with six boards, three blocks at Pitt (12/30)

- Pulled down career-high 12 rebounds in back-to-back games at Georgia Tech (1/3) and vs. Florida State (1/7); first UM player to record two straight 12-plus rebound games since Tonye Jikiri in January 2016
- Scored season-high 16 points at Clemson (1/13)
- Had strong game against Duke with 13 points, seven rebounds, career-high five steals (1/15)

2017-18 GAME-BY-GAME

	GS	Min	FG	Pct	3FG	Pct	FT	Pct	O-D-T	Avg	PF	FO	A	TO	Blk	Stl	Pts	Avg
Gard-Webb	*	22	1-4	.250	1-3	.333	0-0	.000	3-4-7	7.0	3	0	1	0	0	2	3	3.0
Navy	*	30	4-5	.800	1-2	.500	1-2	.500	0-7-7	7.0	1	0	2	2	2	1	10	6.5
Florida A&M	*	25	4-6	.667	3-5	.600	0-4	.000	0-4-4	6.0	3	0	1	2	0	0	11	8.0
vs. La Salle	*	27	2-6	.333	1-2	.500	2-3	.667	5-5-10	7.0	4	0	5	1	3	1	7	7.8
N. Florida	*	27	4-7	.571	0-1	.000	6-7	.857	3-1-4	6.4	3	0	3	1	0	3	14	9.0
at Minnesota	*	25	3-6	.500	2-3	.667	0-0	.000	0-7-7	6.5	5	1	4	2	0	1	8	8.8
vs. Princeton	*	31	2-6	.333	1-3	.333	0-0	.000	1-9-10	7.0	0	0	3	3	2	0	5	8.3
Boston U.	*	33	1-5	.200	1-4	.250	2-3	.667	0-2-2	6.4	2	0	6	3	0	1	5	7.9
at GW	*	31	2-5	.400	1-2	.500	0-0	.000	1-8-9	6.7	3	0	3	1	1	0	5	7.6
at Hawai'i	*	27	5-7	.714	0-1	.000	1-1	1.000	2-2-4	6.4	4	0	0	1	1	1	11	7.9
vs NMSU	*	29	1-3	.333	0-2	.000	2-2	1.000	1-3-4	6.2	2	0	1	2	2	0	4	7.5
vs MTSU	*	34	2-3	.667	2-2	1.000	3-4	.750	3-2-5	6.1	2	0	2	2	1	0	9	7.7
at Pittsburgh	*	28	5-7	.714	2-2	1.000	0-0	.000	1-5-6	6.1	2	0	2	4	3	1	12	8.0
at Ga. Tech	*	32	4-8	.500	0-1	.000	1-2	.500	3-9-12	6.5	3	0	1	1	0	1	9	8.1
FSU	*	32	0-2	.000	0-0	.000	2-2	1.000	0-12-12	6.9	4	0	2	5	0	1	2	7.7
at Clemson	*	33	6-12	.500	2-6	.333	2-4	.500	3-1-4	6.7	2	0	0	1	1	2	16	8.2
Duke	*	36	5-9	.556	3-5	.600	0-0	.000	0-7-7	6.7	2	0	1	2	2	5	13	8.5
at NC State	*	32	5-8	.625	3-4	.750	2-3	.667	1-2-3	6.5	2	0	4	2	0	1	15	8.8
Louisville	*	34	1-7	.143	0-1	.000	0-0	.000	2-4-6	6.5	4	0	1	2	2	1	2	8.5
at FSU																		
Pittsburgh																		
at Va. Tech																		
Wake Forest																		
at BC																		
Virginia																		
Syracuse																		
at ND																		
BC																		
at UNC																		
Va. Tech																		

SEASON/CAREER HIGHS

Points		
Season:	16	at Clemson, 1/13/18
Career:	19	at NC State, 2/4/17
ACC:	18	at NC State, 2/4/17
Rebounds		
Season:	12	2x, last vs. Florida State, 1/7/18
Career:	12	2x, last vs. Florida State, 1/7/18
ACC:	12	2x, last vs. Florida State, 1/7/18
Assists		
Season:	6	Boston University, 12/5/17
Career:	6	Boston University, 12/5/17
ACC:	5	2x, last at Virginia, 2/20/17
Steals		
Season:	5	Duke, 1/15/18
Career:	5	Duke, 1/15/18
ACC:	5	Duke, 1/15/18
Blocked Shots		
Season:	3	2x, last at Pitt, 12/30/17
Career:	3	3x, last at Pitt, 12/30/17
ACC:	3	at Pitt, 12/30/17
Field Goals		
Season:	6	at Clemson, 1/13/18
Career:	7	at NC State, 2/4/17
ACC:	7	at NC State, 2/4/17
Field-Goal Attempts		
Season:	12	at Clemson, 1/13/18
Career:	12	at Clemson, 1/13/18
ACC:	12	at Clemson, 1/13/18
Free Throws		
Season:	6	North Florida, 11/25/17
Career:	6	North Florida, 11/25/17
ACC:	4	5x, last at Virginia, 2/20/17
Free-Throw Attempts		
Season:	7	North Florida, 11/25/17
Career:	7	North Florida, 11/25/17
ACC:	5	2x, vs. Georgia Tech, 2/15/17
3-Point Field Goals		
Season:	3	2x, last vs. Duke, 1/15/18
Career:	4	2x, at Wake Forest, 1/18/17
ACC:	4	2x, at Wake Forest, 1/18/17
3-Point Field-Goal Attempts		
Season:	5	2x, last vs. Duke, 1/15/18
Career:	9	5x, at Virginia Tech, 2/27/17
ACC:	9	4x, at Virginia Tech, 2/27/17
Minutes		
Season:	36	Duke, 1/15/18
Career:	40	at Virginia, 2/20/17
ACC:	40	at Virginia, 2/20/17

2016-17

Opponent	P	R	A
WCU	14	5	1
at N. Florida	4	4	0
Penn	0	3	2
vs Stanford	18	3	1
vs Iowa State	6	2	0
vs Florida	2	3	2
Rutgers	8	4	0
vs Wofford	3	5	1
SC State	5	7	1
FAU	13	6	0
GW	2	2	2
Columbia	10	5	1
NC State	6	5	1
at Syracuse	0	0	1
Notre Dame	6	9	1
at Pittsburgh	9	5	2
at Wake	16	0	2
at Duke	0	0	0
Boston Coll.	7	6	1
North Carolina	3	4	4
Florida State	2	2	1
at NC State	19	4	2
Virginia Tech	12	4	3
at Louisville	7	3	3
Georgia Tech	4	4	2
Clemson	10	4	5
at Virginia	4	6	5
Duke	2	3	2
at Va Tech	18	5	1
vs Florida St	2	1	1
vs Syracuse	3	2	4
vs UNC	6	3	1
vs Mich. State	3	3	0

2015-16

Opponent	P	R	A
UTRGV	1	2	0
Louisiana	12	6	4
vs. Miss. St.	10	4	2
vs. Utah	0	0	2
vs. Butler	7	1	1
Northeastern	0	1	0
at Nebraska	13	7	0
Charlotte	9	1	1
Charleston	11	2	1
at La Salle	2	2	3
Princeton	0	1	0
Syracuse	1	2	0
Florida State	0	0	0
at Virginia	0	1	0
at Clemson	3	1	0
at BC	0	0	1
Wake Forest	0	0	0
at NC State	0	0	0
Notre Dame	18	2	0
at Ga Tech	5	3	3
Pittsburgh	2	1	0
at Florida St	3	1	1
Virginia Tech	5	2	0
at UNC	11	4	2
Virginia	1	3	2
Louisville	3	2	1
at Notre Dame	0	1	2
at Va Tech	2	4	0
vs. Va Tech	4	2	1
vs. Virginia	5	4	0
vs. Buffalo	0	0	0
vs. Wichita St	0	2	0
vs. Villanova	8	1	0

CAREER STATISTICS

Season	GP	GS	Min.	Avg.	3-Point			Free Throws			Rebounds			Scoring											
					FG	FGA	Pct.	FT	FTA	Pct.	Off.	Def.	Tot.	Avg.	PF	FO	Ast.	TO	Blk	Stl	Pts.	Avg.			
2015-16	33	0	397	12.0	47	92	.511	18	42	.429	24	40	.600	29	34	63	1.9	39	0	27	13	11	17	136	4.1
2016-17	33	18	857	26.0	72	173	.416	35	99	.354	45	62	.726	27	97	124	3.8	78	1	57	47	15	42	224	6.8
2017-18	19	19	568	29.9	57	116	.491	23	49	.469	24	37	.649	29	94	123	6.5	51	1	42	37	20	22	161	8.5
TOTAL	85	37	1822	21.4	176	381	.462	76	190	.400	93	139	.669	85	225	310	3.6	168	2	126	97	46	81	521	6.1



2 CHRIS LYKES

Fr. • 5-7 • 161 • Guard
Mitchellville, Md.
Gonzaga College HS

2017-18 HIGHLIGHTS

- Has hit at least one 3-pointer in 16 of 19 games, including two in six of last eight contests
- Averaging 11.3 points per game in ACC play (third on team); scored in double figures in four of six ACC games
- Hit a 3-pointer and played 18 minutes in college debut against Gardner-Webb (11/10)
- Scored 13 points and dished out four assists in win over Florida A&M (11/16)
- Scored 10 points and added three steals in win at No. 12 Minnesota (11/29)
- Recorded 10 points (2-3 3FG) in ACC opener at Pitt (12/30)
- Scored eight points and handed out five assists at Georgia Tech (1/3)
- Recorded 18 points on 6-of-10 shooting in season-high 25 minutes in win over Florida State (1/7)
- Named ACC Rookie of Week on Jan. 8 after GT/FSU performances
- Scored 13 points (3-5 3FG) at Clemson (1/13)

- Made first college start at NC State (1/21)

2017-18 GAME-BY-GAME

	GS	Min	FG	Pct	3FG	Pct	FT	Pct	O-D-T	Avg	PF	FO	A	TO	Blk	Stl	Pts	Avg
Gardner-Webb	18	1-6	.167	1-5	.200	0-0	.000	0-1-1	1.0	3	0	1	4	0	1	3	3.0	
Navy	17	3-5	.600	2-2	1.000	0-0	.000	0-1-1	1.0	2	0	2	0	0	2	8	5.5	
Florida A&M	21	4-7	.571	3-6	.500	2-3	.667	0-1-1	1.0	2	0	4	1	0	1	13	8.0	
vs. La Salle	6	0-2	.000	0-0	.000	0-0	.000	0-1-1	1.0	2	0	0	1	0	0	0	6.0	
North Florida	19	4-9	.444	2-5	.400	0-1	.000	0-0-0	0.8	2	0	4	1	0	1	10	6.8	
at Minnesota	19	4-8	.500	2-6	.333	0-0	.000	0-1-1	0.8	3	0	0	1	0	3	10	7.3	
vs. Princeton	13	2-6	.333	1-3	.333	0-0	.000	0-1-1	0.9	2	0	2	1	0	1	5	7.0	
Boston University	20	3-5	.600	2-3	.667	0-0	.000	0-0-0	0.8	1	0	0	2	0	0	8	7.1	
at George Washington	12	1-5	.200	1-3	.333	0-0	.000	0-0-0	0.7	2	0	1	1	0	0	3	6.7	
at Hawai'i	19	3-7	.429	1-3	.333	0-0	.000	1-4-5	1.1	1	0	0	1	0	1	7	6.7	
vs New Mexico State	11	0-5	.000	0-4	.000	1-2	.500	0-1-1	1.1	2	0	0	2	0	0	1	6.2	
vs Middle Tennessee	17	3-5	.600	2-3	.667	0-0	.000	0-0-0	1.0	2	0	2	1	0	1	8	6.3	
at Pittsburgh	17	3-5	.600	2-3	.667	2-2	1.000	0-1-1	1.0	2	0	0	3	0	0	10	6.6	
at Georgia Tech	20	2-10	.200	2-8	.250	2-2	1.000	0-0-0	0.9	2	0	5	3	0	0	8	6.7	
Florida State	25	6-10	.600	2-4	.500	4-8	.500	1-0-1	0.9	3	0	2	1	0	1	18	7.5	
at Clemson	26	5-8	.625	3-5	.600	0-0	.000	0-1-1	0.9	1	0	1	3	0	1	13	7.8	
Duke	27	5-13	.385	1-6	.167	2-2	1.000	0-1-1	0.9	1	0	2	1	0	0	13	8.1	
at NC State	* 22	3-7	.429	0-2	.000	0-0	.000	0-2-2	1.0	1	0	5	2	1	1	6	8.0	
Louisville	20	2-6	.333	2-6	.333	3-5	.600	0-0-0	0.9	1	0	4	0	0	1	9	8.1	
at Florida State																		
Pittsburgh																		
at Virginia Tech																		
Wake Forest																		
at Boston College																		
Virginia																		
Syracuse																		
at Notre Dame																		
Boston College																		
at North Carolina																		
Virginia Tech																		

CAREER HIGHS

Points

Career: 18 Florida State, 1/7/18
ACC: 18 Florida State, 1/7/18

Rebounds

Career: 5 at Hawai'i, 12/23/17
ACC: 2 at NC State, 1/21/18

Assists

Career: 5 2x, last at NC State, 1/21/18
ACC: 5 2x, last at NC State, 1/21/18

Steals

Career: 3 at Minnesota, 11/29/17
ACC: 1 3x, last at NC State, 1/21/18

Blocked Shots

Career: 1 at NC State, 1/21/18
ACC: 1 at NC State, 1/21/18

Field Goals

Career: 6 Florida State, 1/7/18
ACC: 6 Florida State, 1/7/18

Field-Goal Attempts

Career: 13 Duke, 1/15/18
ACC: 13 Duke, 1/15/18

Free Throws

Career: 4 Florida State, 1/7/18
ACC: 4 Florida State, 1/7/18

Free-Throw Attempts

Career: 8 Florida State, 1/7/18
ACC: 8 Florida State, 1/7/18

3-Point Field Goals

Career: 3 2x, last at Clemson, 1/13/18
ACC: 3 at Clemson, 1/13/18

3-Point Field-Goal Attempts

Career: 8 at Georgia Tech, 1/3/18
ACC: 8 at Georgia Tech, 1/3/18

Minutes

Career: 27 Duke, 1/15/18
ACC: 27 Duke, 1/15/18

CAREER STATISTICS

Season	GP	GS	Min.	Avg.	3-Point			Free Throws			Rebounds				Scoring										
					FG	FGA	Pct.	FT	FTA	Pct.	Off.	Def.	Tot.	Avg.	PF	FO	Ast.	TO	Blk	Stl	Pts.	Avg.			
2017-18	19	1	349	18.4	54	129	.419	29	77	.377	16	25	.640	2	16	18	0.9	35	0	35	29	1	15	153	8.1



14 RODNEY MILLER JR.

So. • 7-0 • 255 • Center
Laurelton, N.Y.
Oak Hill Academy

2017-18 HIGHLIGHTS

- Has played in nine games off bench
- Scored four points in five minutes of action against Navy (11/12)
- Played season-high six minutes against Middle Tennessee (12/25)

2017-18 GAME-BY-GAME

	GS	Min	FG	Pct	3FG	Pct	FT	Pct	O-D-T	Avg	PF	FO	A	TO	Blk	Stl	Pts	Avg
Gardner-Webb	4	0-1	.000	0-0	.000	0-1	.000	0-1-1	1.0	0	0	0	0	0	0	0	0	0.0
Navy	5	2-3	.667	0-0	.000	0-2	.000	0-0-0	0.5	1	0	0	0	0	0	0	4	2.0
Florida A&M	6	1-1	1.000	0-0	.000	0-0	.000	0-1-1	0.7	0	0	0	0	0	0	0	2	2.0
vs. La Salle	1	0-0	.000	0-0	.000	0-1	.000	0-0-0	0.5	0	0	0	0	0	0	0	0	1.5
North Florida	DNP																	
at Minnesota	DNP																	
vs. Princeton	3	1-1	1.000	0-0	.000	0-1	.000	0-0-0	0.4	0	0	0	0	0	0	2	1.6	
Boston University	DNP																	
at George Washington	DNP																	
at Hawai'i	DNP																	
vs. New Mexico State	3	0-0	.000	0-0	.000	0-0	.000	0-1-1	0.5	1	0	0	1	0	0	0	1.3	
vs Middle Tennessee	6	1-1	1.000	0-0	.000	0-0	.000	0-0-0	0.4	2	0	0	1	0	0	2	1.4	
at Pittsburgh	3	0-2	.000	0-0	.000	0-0	.000	0-0-0	0.4	0	0	0	0	0	0	0	1.3	
at Georgia Tech	1	0-0	.000	0-0	.000	0-0	.000	0-0-0	0.3	0	0	0	0	0	0	0	1.1	
Florida State	DNP																	
at Clemson	DNP																	
Duke	DNP																	
at NC State	DNP																	
Louisville	DNP																	
at Florida State																		
Pittsburgh																		
at Virginia Tech																		
Wake Forest																		
at Boston College																		
Virginia																		
Syracuse																		
at Notre Dame																		
Boston College																		
at North Carolina																		
Virginia Tech																		

SEASON/CAREER HIGHS

Points
 Season: 4 Navy, 11/12/17
 Career: 5 Western Carolina, 11/11/16
 ACC: 2 vs. North Carolina, 3/9/17

Rebounds
 Season: 1 3x, last vs. New Mexico State, 12/23/17
 Career: 3 at North Florida, 11/16/17
 ACC: 1 vs. North Carolina, 3/9/17

Assists
 Season: -
 Career: -
 ACC: -

Steals
 Season: -
 Career: -
 ACC: -

Blocked Shots
 Season: -
 Career: -
 ACC: -

Field Goals
 Season: 2 Navy, 11/12/17
 Career: 2 at North Florida, 11/16/16
 ACC: 1 vs. North Carolina, 3/9/17

Field-Goal Attempts
 Season: 3 Navy, 11/12/17
 Career: 4 Western Carolina, 11/11/16
 ACC: 3 vs. North Carolina, 3/9/17

Free Throws
 Season: -
 Career: 3 Western Carolina, 11/11/16
 ACC: 1 at Wake Forest, 1/18/17

Free-Throw Attempts
 Season: 1 2x, last vs. Princeton, 12/2/17
 Career: 6 Western Carolina, 11/11/16
 ACC: 2 at Wake Forest, 1/18/17

3-Point Field Goals
 Season: -
 Career: -
 ACC: -

3-Point Field-Goal Attempts
 Season: -
 Career: -
 ACC: -

Minutes
 Season: 6 2x, last vs. New Mexico State, 12/23/17
 Career: 11 at North Florida, 11/16/16
 ACC: 8 vs. North Carolina, 3/9/17

2016-17

Opponent	P	R	A
WCU	5	2	0
at North Florida	4	3	0
Penn	2	0	0
vs Florida	0	0	0
Rutgers	0	0	0
SC State	0	2	0
FAU	0	0	0
NC State	0	0	0
at Syracuse	0	0	0
at Pittsburgh	0	0	0
at Wake Forest	1	0	0
Florida State	0	0	0
at Louisville	0	0	0
vs North Carolina	2	1	0
vs Michigan St.	0	1	0

CAREER STATISTICS										3-Point			Free Throws			Rebounds				Scoring					
Season	GP	GS	Min.	Avg.	FG	FGA	Pct.	FG	FGA	Pct.	FT	FTA	Pct.	Off.	Def.	Tot.	Avg.	PF	FO	Ast.	TO	Blk	Stl	Pts.	Avg.
2016-17	15	0	57	3.8	5	11	.455	0	0	.000	4	9	.444	4	5	9	0.6	6	0	0	1	1	0	14	0.9
2017-18	9	0	32	3.6	5	9	.556	0	0	.000	0	5	.000	0	3	3	0.3	4	0	0	2	0	0	10	1.1
TOTAL	24	0	89	3.7	10	20	.500	0	0	.000	4	14	.286	4	8	12	0.5	10	0	0	3	1	0	24	1.0



JA'QUAN NEWTON

Sr. • 6-3 • 191 • Guard
Philadelphia, Pa.
Neumann-Goretti HS

CAREER

- Leads team with 114 career games played (51 starts)
- Became 38th Hurricane to reach 1,000 career points on Jan. 3 at Georgia Tech (1,025 career points)
- Needs four points to move match Rick Jones (1964-67) for 37th place in scoring at Miami
- One of nine active 1,000-point scorers in the ACC
- With 281 career assists, needs 11 assists to reach top 10 in Miami history

2017-18 HIGHLIGHTS

- Scored in double figures in each of Miami's first three contests and seven overall
- Recorded 15 points and four assists in win over FAMU (11/16)
- Scored a dozen points and matched a career high with nine assists in win at No. 12 Minnesota (11/29)
- Scored season-high 16 points in win at Hawaii'i (12/23)
- Averaged 10.0 points per game in three games at Diamond Head Classic
- Recorded nine points and six assists against Middle Tennessee (12/25)
- Scored 11 points and had four assists in ACC opener at Pitt (12/30)
- Reached 1,000-career point mark in first half at Georgia Tech (1/3)
- Dished out seven assists in win at NC State (1/21)
- Scored 12 points and racked up seven rebounds in OT win over Louisville (1/24)

SEASON/CAREER HIGHS

Points

Season: 16 at Hawai'i, 12/23/17
 Career: 23 Boston College, 1/25/17
 ACC: 23 Boston College, 1/25/17

Rebounds

Season: 7 Louisville, 1/24/18
 Career: 9 Columbia, 12/28/16
 ACC: 7 2x, last vs. Louisville, 1/24/18

Assists

Season: 9 at Minnesota, 11/29/17
 Career: 9 2x, last at Minnesota, 11/29/17
 ACC: 7 3x, last at NC State, 1/21/17

Steals

Season: 3 2x, last vs. Boston U., 12/5/17
 Career: 4 2x, last at NC State, 1/30/16
 ACC: 4 at NC State, 1/30/16

Blocked Shots

Season: -
 Career: 1 9x, last vs. Va Tech, 3/10/16
 ACC: 1 3x, last vs. Virginia, 2/22/16

Field Goals

Season: 6 3x, last at Hawai'i, 12/23/17
 Career: 9 vs. Iowa State, 11/25/16
 ACC: 8 Boston College, 1/25/17

Field-Goal Attempts

Season: 12 at Minnesota, 11/29/17
 Career: 16 2x, last vs. Notre Dame, 1/12/17
 ACC: 16 Notre Dame, 1/12/17

Free Throws

Season: 8 Louisville, 1/24/18
 Career: 9 2x, last vs. Virginia, 3/11/16
 ACC: 8 Louisville, 1/24/18

Free-Throw Attempts

Season: 10 Louisville, 1/24/18
 Career: 11 vs. Virginia, 3/11/16
 ACC: 10 3x, last vs. Louisville, 1/24/18

3-Point Field Goals

Season: 1 2x, last vs. Navy, 11/12/17
 Career: 3 Columbia, 12/28/16
 ACC: 2 2x, last at Louisville, 2/11/17

3-Point Field-Goal Attempts

Season: 3 Navy, 11/12/17
 Career: 5 Columbia, 12/28/16
 ACC: 3 3x, last at Louisville, 2/11/17

Minutes

Season: 36 Boston University, 12/5/17
 Career: 38 2x, last vs. Florida, 11/27/16
 ACC: 36 Notre Dame, 1/12/17

2017-18 GAME-BY-GAME

	GS	Min	FG	Pct	3FG	Pct	FT	Pct	O-D-T	Avg	PF	FO	A	TO	Blk	Stl	Pts	Avg	
Gard-Webb	* 28	4-6	.667	1-2	.500	4-8	.500	0-0-0	0.0	1	0	1	0	0	0	13	13.0		
Navy	* 26	6-10	.600	1-3	.333	1-1	1.000	0-3-3	1.5	1	0	1	4	0	1	14	13.5		
Florida A&M	* 26	5-9	.556	0-2	.000	5-7	.714	1-2-3	2.0	2	0	4	4	0	1	15	14.0		
vs. La Salle	* 30	1-9	.111	0-1	.000	2-3	.667	0-3-3	2.3	1	0	0	1	0	2	4	11.5		
N. Florida	* 26	5-8	.625	0-0	.000	2-2	1.000	0-1-1	2.0	1	0	3	4	0	0	12	11.6		
at Minnesota	* 32	6-12	.500	0-1	.000	0-2	.000	0-3-3	2.2	0	0	9	1	1	2	12	11.7		
vs. Princeton	* 26	2-9	.222	0-2	.000	0-0	.000	0-2-2	2.1	1	0	5	0	0	3	4	10.6		
Boston U.	* 36	4-7	.571	0-0	.000	1-2	.500	0-6-6	2.6	1	0	1	3	2	3	9	10.4		
at GW	* 30	4-9	.444	0-0	.000	0-0	.000	0-4-4	2.8	2	0	3	1	0	1	8	10.1		
at Hawaii'i	* 31	6-11	.545	0-1	.000	4-5	.800	0-2-2	2.7	1	0	2	2	0	0	16	10.7		
vs NMSU	* 27	2-8	.250	0-1	.000	1-1	1.000	1-2-3	2.7	1	0	0	2	0	0	5	10.2		
vs MTSU	* 28	4-7	.571	0-1	.000	1-4	.250	0-1-1	2.6	3	0	6	1	0	1	9	10.1		
at Pitt	* 27	5-7	.714	0-0	.000	1-1	1.000	0-3-3	2.6	1	0	4	3	0	2	11	10.2		
at Ga. Tech	* 26	3-7	.429	0-0	.000	0-0	.000	1-0-1	2.5	1	0	3	4	0	1	6	9.9		
FSU	* 17	0-1	.000	0-0	.000	0-0	.000	0-0-0	2.3	2	0	4	1	0	0	0	9.2		
at Clemson	* 26	2-8	.250	0-1	.000	0-0	.000	0-0-0	2.2	3	0	0	2	0	1	4	8.9		
Duke	* 22	1-4	.250	0-0	.000	1-2	.500	0-1-1	2.1	2	0	2	1	0	2	3	8.5		
at NC State	* 28	2-6	.333	0-0	.000	1-2	.500	0-0-0	2.0	1	0	7	1	0	2	5	8.3		
Louisville	* 29	2-10	.200	0-1	.000	8-10	.800	3-4-7	2.3	4	0	2	1	0	1	12	8.5		
at FSU																			
Pittsburgh																			
at Va. Tech																			
Wake Forest																			
at BC																			
Virginia																			
Syracuse																			
at ND																			
BC																			
at UNC																			
Va. Tech																			

2016-17

	P	R	A	Opponent	P	R	A	Opponent	P	R	A	Opponent	P	R	A	Opponent	P	R	A	
WCU	13	4	2	UTRGV	11	2	1	Howard	8	0	0									
at N. Florida	16	3	7	Louisiana	11	0	5	at Florida	5	1	3									
Penn	18	4	3	Mississippi St.	15	2	5	vs Drexel	7	1	3									
vs Stanford	20	2	2	vs Utah	5	1	1	vs Akron	4	0	1									
vs Iowa State	21	2	3	vs Butler	17	1	3	vs Charlotte	3	3	3									
vs Florida	15	3	1	Northeastern	13	2	1	at Charlotte	0	0	0									
Rutgers	11	6	3	at Nebraska	10	2	2	S. Alabama	5	1	0									
vs Wofford	15	2	9	Charlotte	14	4	6	Illinois	0	2	1									
SC State	11	1	5	Florida	3	1	3	Green Bay	0	0	0									
FAU	8	6	6	Charleston	20	7	2	Savannah St.	2	2	3									
GW	14	2	5	at La Salle	10	2	3	E. Kentucky	2	2	3									
Columbia	22	9	4	Princeton	13	4	4	vs Providence	3	0	1									
NC State	21	4	1	Syracuse	14	4	2	Charleston	6	0	0									
at Syracuse	8	4	7	Florida State	13	1	4	Virginia	0	1	1									
Notre Dame	14	3	1	at Virginia	6	5	1	at Duke	4	2	3									
at Pittsburgh	14	3	5	at Clemson	8	4	1	at Notre Dame	16	2	5									
at Wake Forest	9	3	7	at BC	12	4	2	NC State	0	0	1									
at Duke	13	3	1	Wake Forest	18	1	1	at Syracuse	3	0	0									
Boston College	23	5	2	Duke	15	5	5	Georgia Tech	3	0	0									
North Carolina	18	7	3	at NC State	10	2	2	at Florida State	2	0	1									
Florida State	12	3	2	Notre Dame	12	1	2	Louisville	3	1	1									
at NC State	13	3	5	at Ga Tech	14	4	2	Clemson	1	1	1									
Virginia Tech	16	4	1	Pittsburgh	3	1	1	at Wake Forest	5	0	2									
at Louisville	15	5	2	at Florida St.	7	4	2	at BC	0	0	0									
Duke	7	5	0	at UNC	3	1	1	Virginia Tech	8	4	3									
at Va Tech	2	0	4	Virginia	6	1	2	North Carolina	0	3	0									
vs Florida St.	5	2	1	vs Va Tech	10	2	4	at Pittsburgh	4	3	1									
vs Syracuse	11	4	6	vs Virginia	19	1	3	at Va. Tech	8	4	3									
vs UNC	3	1	1	at Buffalo	10	2	2	vs Va. Tech	0	3	0									
vs Michigan St.	16	2	2	vs Wichita St.	2	0	1	vs Notre Dame	0	0	0									
				vs Villanova	0	0	2	Alabama	1	1	2									
								at Richmond	11	5	2									
								vs Temple	9	4	2									
								vs Stanford	10	5	2									

CAREER STATISTICS

Season	GP	GS	Min.	Avg.	FG	FGA	Pct.	3-Point FG	3-Point FGA	3-Point Pct.	Free Throws FT	Free Throws FTA	Free Throws Pct.	Off.	Rebounds Def.	Rebounds Tot.	Avg.	PF	FO	Ast.	TO	Blk	Stl	Scoring Pts.	Avg.
2014-15	34	3	459	13.5	45	111	.405	4	10	.400	41	64	.641	8	35	43	1.3	34	0	47	39	4	8	135	4.0
2015-16	31	1	703	22.7	105	228	.461	9	26	.346	105	143	.734	16	55	71	2.3	48	0	76	66	5	27	324	10.5
2016-17	30	28	942	31.4	150	332	.452	11	40	.275	93	133	.699	18	87	105	3.5	49	0	101	98	1	34	404	13.5
2017-18	19	19	521	27.4	64	148	.432	2	16	.125	32	50	.640	6	37	43	2.3	29	0	57	36	3	23	162	8.5
TOTAL	114	51	2625	23.0	364	819	.444	26	92	.283	271	390	.695	48	214	262	2.3	160	0	281	239	13	92	1025	9.0



5 MIKE ROBINSON

Sr. • 5-10 • 170 • Guard

New Britain, Conn.

New Britain HS

2017-18 HIGHLIGHTS

- Has played in five games
- Scored first field goal since 2015-16 season with his 3-pointer in season opener against Gardner-Webb (11/10)

2017-18 GAME-BY-GAME

	GS	Min	FG	Pct	3FG	Pct	FT	Pct	O-D-T	Avg	PF	FO	A	TO	Blk	Stl	Pts	Avg
Gardner-Webb	1		1-1	1.00	1-1	1.000	0-0	.000	0-0-0	0.0	0	0	0	0	0	0	3	3.0
Navy	3		0-0	.000	0-0	.000	0-0	.000	0-0-0	0.0	0	0	0	0	0	0	0	1.5
Florida A&M vs. La Salle	2		0-0	.000	0-0	.000	0-0	.000	0-0-0	0.0	0	0	0	0	0	0	0	1.0
North Florida at Minnesota	1		0-0	.000	0-0	.000	0-0	.000	0-0-0	0.0	0	0	0	0	0	0	0	0.8
vs. Princeton	3		0-1	.000	0-0	.000	0-0	.000	0-0-0	0.0	0	0	1	0	0	0	0	0.6
Boston University at George Washington	DNP																	
at Hawai'i	DNP																	
vs. New Mexico State	DNP																	
vs. Middle Tennessee at Pittsburgh	DNP																	
at Georgia Tech	DNP																	
Florida State at Clemson	DNP																	
Duke	DNP																	
at NC State	DNP																	
Louisville	DNP																	
at Florida State																		
Pittsburgh																		
at Virginia Tech																		
Wake Forest																		
at Boston College																		
Virginia																		
Syracuse																		
at Notre Dame																		
Boston College																		
at North Carolina																		
Virginia Tech																		

SEASON/CAREER HIGHS

Points

Season: 3 Gardner-Webb, 11/10/17
 Career: 6 vs. Utah, 11/20/15
 ACC: 2 at North Carolina, 2/20/16

Rebounds

Season: -
 Career: 1 2x, last vs. S. Carolina St., 12/6/16
 ACC: -

Assists

Season: 1 Princeton, 12/2/17
 Career: 1 Princeton, 12/2/17
 ACC: -

Steals

Season: -
 Career: 1 Western Carolina, 11/11/16
 ACC: -

Blocked Shots

Season: -
 Career: -
 ACC: -

Field Goals

Season: 1 Gardner-Webb, 11/10/17
 Career: 2 vs. Utah, 11/20/15
 ACC: 1 at North Carolina, 2/20/16

Field-Goal Attempts

Season: 1 2x, last vs. Princeton, 12/2/17
 Career: 2 5x, last vs. S. Carolina St., 12/6/16
 ACC: 1 2x, last vs. North Carolina, 3/9/17

Free Throws

Season: -
 Career: 1 vs. South Carolina St., 12/6/16
 ACC: -

Free-Throw Attempts

Season: -
 Career: 2 vs. South Carolina St., 12/6/16
 ACC: -

3-Point Field Goals

Season: 1 Gardner-Webb, 11/10/17
 Career: 2 vs. Utah, 11/20/15
 ACC: -

3-Point Field-Goal Attempts


Season: 1 Florida A&M, 11/10/17
 Career: 2 4x, last at North Florida, 11/16/16
 ACC: 1 2x, last vs. North Carolina, 3/9/17

Minutes

Season: 3 2x, last vs. Princeton, 12/2/17
 Career: 5 vs. Western Carolina, 11/11/16
 ACC: 2 3x, last vs. North Carolina, 3/9/17

CAREER STATISTICS

Season	GP	GS	Min.	Avg.	3-Point			Free Throws			Rebounds			Scoring												
					FG	FGA	Pct.	FT	FTA	Pct.	Off.	Def.	Tot.	Avg.	PF	FO	Ast.	TO	Blk	Stl	Pts.	Avg.				
2015-16	9	0	14	1.6	5	9	.556	4	7	.571	0	0	.000	0	1	1	0.1	3	0	0	0	0	0	0	14	1.6
2016-17	9	0	19	2.1	0	5	.000	0	4	.000	1	2	.500	1	0	1	0.1	2	0	0	1	0	1	1	0.1	
2017-18	5	0	10	2.0	1	2	.500	1	1	1.000	0	0	.000	0	0	0	0.0	0	0	1	0	0	0	3	0.6	
TOTAL	23	0	43	1.9	6	16	.375	5	12	.417	1	2	.500	1	1	2	0.1	5	0	1	1	0	1	18	0.8	



35 CHRIS STOWELL

Sr. • 6-6 • 208 • Forward
Exeter, N.H.
Exeter

2017-18 HIGHLIGHTS

- Has played in five games
- Already has accepted job after graduation with Citi in New York City, doing Treasury and Trade Solutions
- Was named to Omicron Delta Kappa (ODK) National Leadership Society in Spring 2017

2017-18 GAME-BY-GAME

	GS	Min	FG	Pct	3FG	Pct	FT	Pct	O-D-T	Avg	PF	FO	A	TO	Blk	Stl	Pts	Avg
Gardner-Webb	1		0-0	.000	0-0	.000	0-0	.000	0-0-0	0.0	0	0	0	0	0	0	0	0.0
Navy	3		0-0	.000	0-0	.000	0-0	.000	0-1-1	0.5	0	0	0	0	0	0	0	0.0
Florida A&M vs. La Salle	2		0-1	.000	0-1	.000	0-0	.000	0-0-0	0.3	0	0	0	0	0	0	0	0.0
North Florida	1		0-0	.000	0-0	.000	0-0	.000	0-0-0	0.3	0	0	0	0	0	0	0	0.0
at Minnesota	DNP																	
vs. Princeton	2		0-0	.000	0-0	.000	0-0	.000	0-0-0	0.2	0	0	0	0	0	0	0	0.0
Boston University	DNP																	
at George Washington	DNP																	
at Hawai'i	DNP																	
vs. New Mexico State	DNP																	
vs. Middle Tennessee	DNP																	
at Pittsburgh	DNP																	
at Georgia Tech	DNP																	
Florida State	DNP																	
at Clemson	DNP																	
Duke	DNP																	
at NC State	DNP																	
Louisville	DNP																	
at Florida State																		
Pittsburgh																		
at Virginia Tech																		
Wake Forest																		
at Boston College																		
Virginia																		
Syracuse																		
at Notre Dame																		
Boston College																		
at North Carolina																		
Virginia Tech																		

SEASON/CAREER HIGHS

Points

Season: -
Career: -
ACC: -

Rebounds

Season: -
Career: 2 South Carolina State, 12/6/16
ACC: -

Assists

Season: -
Career: 1 Howard, 11/14/14
ACC: -

Steals

Season: -
Career: -
ACC: -

Blocked Shots

Season: -
Career: 1 at North Carolina, 2/20/16
ACC: 1 at North Carolina, 2/20/16

Field Goals

Season: -
Career: -
ACC: -

Field-Goal Attempts

Season: 1 Florida A&M, 11/16/17
Career: 1 4x, last vs. Florida A&M, 11/16/17
ACC: -

Free Throws

Season: -
Career: -
ACC: -

Free-Throw Attempts

Season: -
Career: -
ACC: -

3-Point Field Goals

Season: -
Career: -
ACC: -

3-Point Field-Goal Attempts


Season: 1 Florida A&M, 11/16/17
Career: 1 3x, last vs. Florida A&M, 11/16/16
ACC: -

Minutes

Season: 3 Navy, 11/12/17
Career: 3 4x, last vs. Navy, 11/12/17
ACC: 1 4x, last at Virginia Tech, 3/5/16

CAREER STATISTICS

Season	GP	GS	Min.	Avg.	3-Point			Free Throws			Rebounds			Scoring				
					FG	FGA	Pct.	FT	FTA	Pct.	Off.	Def.	Tot.	Avg.	Pts.	Avg.		
2014-15	4	0	6	1.5	0	1	.000	0	0	.000	0	0	0	0	0	0	0.0	
2015-16	9	0	13	1.4	0	1	.000	0	0	.000	0	0	3	3	0.3	1	0	0.0
2016-17	6	0	10	1.7	0	1	.000	0	0	.000	0	0	2	2	0.3	0	0	0.0
2017-18	5	0	9	1.8	0	1	.000	0	0	.000	0	0	1	1	0.2	0	0	0.0
TOTAL	24	0	38	1.6	0	4	.000	0	3	.000	0	0	6	6	0.3	2	0	0.0



1 DEJAN (DJ) VASILJEVIC

So. • 6-3 • 203 • Guard
Melbourne, Australia
Australian Institute of Sport

2017-18 HIGHLIGHTS

- Leads team in 3-point field goals (33)
- Has hit at least one 3-pointer in 15 of 19 games, including 10 games with two or more
- Made first college start in 2017-18 season opener against Gardner-Webb after coming off bench in all 33 games last year
- After tough shooting night in opener, bounced back to score 16 points against Navy and 15 against Florida A&M
- Hit 3-of-5 from 3-point range and scored 11 points in win at No. 12 Minnesota (11/29)
- Scored career-high 20 points and hit 5-of-7 3-pointers in win over Princeton (12/2)
- Recorded 15 points and hit 3-of-6 3-pointers in win over Boston U. (12/5)
- Averaged 11.3 points and 4.3 rebounds in three games at Diamond Head Classic

2017-18 GAME-BY-GAME

	GS	Min	FG	Pct	3FG	Pct	FT	Pct	O-D-T	Avg	PF	FO	A	TO	Blk	Stl	Pts	Avg
Gard-Webb	*	30	2-12	.167	1-10	.100	2-2	1.000	0-2-2	2.0	1	0	0	0	0	0	7	7.0
Navy	*	20	5-10	.500	4-8	.500	2-2	1.000	0-3-3	2.5	2	0	0	0	0	2	16	11.5
Florida A&M	*	31	6-10	.600	3-6	.500	0-0	.000	0-4-4	3.0	2	0	2	0	1	1	15	12.7
vs. La Salle	*	25	3-9	.333	2-4	.500	0-0	.000	1-0-1	2.5	0	0	0	1	0	0	8	11.5
N. Florida	*	22	1-6	.167	0-4	.000	0-0	.000	0-2-2	2.4	0	0	0	0	0	0	2	9.6
at Minnesota	*	18	4-6	.667	3-5	.600	0-0	.000	0-2-2	2.3	3	0	0	0	0	0	11	9.8
vs. Princeton	*	29	7-9	.778	5-7	.714	1-1	1.000	0-3-3	2.4	4	0	1	1	0	0	20	11.3
Boston U.	*	35	6-10	.600	3-6	.500	0-1	.000	0-5-5	2.8	2	0	0	1	1	1	15	11.8
at GW	*	17	3-8	.375	2-6	.333	2-2	1.000	0-1-1	2.6	0	0	0	1	0	0	10	11.6
at Hawai'i	*	27	2-7	.286	2-3	.667	0-0	.000	1-2-3	2.6	1	0	0	0	0	1	6	11.0
vs NMSU	*	33	6-11	.545	2-6	.333	1-1	1.000	0-5-5	2.8	2	0	1	1	0	0	15	11.4
vs MTSU	*	31	4-7	.571	3-6	.500	2-2	1.000	2-3-5	3.0	4	0	1	1	0	1	13	11.5
at Pittsburgh	*	25	1-7	.143	1-5	.200	0-0	.000	1-1-2	2.9	3	0	0	0	0	2	3	10.8
at Ga Tech	*	23	1-4	.250	1-4	.250	0-0	.000	0-1-1	2.8	1	0	0	2	0	0	3	10.3
FSU		27	3-10	.300	1-6	.167	1-1	1.000	1-2-3	2.8	1	0	4	0	0	2	8	10.1
at Clemson		10	0-2	.000	0-2	.000	0-0	.000	0-0-0	2.6	0	0	0	0	0	0	0	9.5
Duke		6	0-3	.000	0-3	.000	0-0	.000	0-2-2	2.6	1	0	0	0	0	0	0	8.9
at NC State		15	2-7	.286	2-6	.333	0-0	.000	0-4-4	2.7	0	0	0	0	0	0	6	8.8
Louisville		6	0-1	.000	0-0	.000	0-0	.000	0-0-0	2.5	1	0	0	0	0	0	0	8.3
at FSU																		
Pittsburgh																		
at Va Tech																		
Wake Forest																		
at BC																		
Virginia																		
Syracuse																		
at ND																		
BC																		
at UNC																		
Va Tech																		

2016-17

Opponent	P	R	A
WCU	11	2	2
at North Florida	13	1	0
Penn	11	0	1
vs Stanford	3	1	1
vs Iowa State	5	0	0
vs Florida	0	0	0
Rutgers	3	1	1
vs Wofford	6	2	0
SC State	17	2	2
FAU	2	2	0
GW	6	3	0
Columbia	3	1	1
NC State	3	2	0
at Syracuse	18	0	0
Notre Dame	3	0	1
at Pittsburgh	6	2	1
at Wake Forest	3	0	0
at Duke	0	1	0
Boston College	3	1	0
North Carolina	3	1	0
Florida State	3	1	0
at NC State	0	1	0
Virginia Tech	5	1	0
at Louisville	3	0	0
Georgia Tech	13	2	1
Clemson	5	3	1
at Virginia	10	4	0
Duke	0	2	0
at Virginia Tech	9	1	0
vs Florida State	9	3	0
vs Syracuse	13	1	1
vs North Carolina	6	1	1
vs Michigan St.	2	2	1

SEASON/CAREER HIGHS

- Points**
Season: 20 Princeton, 12/2/17
Career: 20 Princeton, 12/2/17
ACC: 18 at Syracuse, 1/4/17
- Rebounds**
Season: 5 3x, last vs. MTSU, 12/25/17
Career: 5 3x, last vs. MTSU, 12/25/17
ACC: 4 2x, last at NC State, 1/21/18
- Assists**
Season: 4 Florida State, 1/7/18
Career: 4 Florida State, 1/7/18
ACC: 4 Florida State, 1/7/18
- Steals**
Season: 2 3x, last vs. Florida State, 1/7/18
Career: 2 3x, last vs. Florida State, 1/7/18
ACC: 2 2x, last vs. Florida State, 1/7/18
- Blocked Shots**
Season: 1 2x, last vs. Boston U., 12/5/17
Career: 1 3x, last vs. Boston U., 12/5/17
ACC: -
- Field Goals**
Season: 7 Princeton, 12/2/17
Career: 7 Princeton, 12/2/17
ACC: 6 at Syracuse, 1/4/17
- Field-Goal Attempts**
Season: 12 Gardner-Webb, 11/10/17
Career: 13 vs. South Carolina State, 12/6/16
ACC: 12 at Syracuse, 1/4/17
- Free Throws**
Season: 2 4x, last vs. MTSU, 12/25/17
Career: 3 Rutgers, 11/30/16
ACC: 2 2x, last at Virginia, 2/20/17
- Free-Throw Attempts**
Season: 2 4x, last vs. MTSU, 12/25/17
Career: 3 Rutgers, 11/30/16
ACC: 2 5x, last at Florida State, 3/4/17
- 3-Point Field Goals**
Season: 5 Princeton, 12/2/17
Career: 6 at Syracuse, 1/4/17
ACC: 6 at Syracuse, 1/4/17
- 3-Point Field-Goal Attempts**
Season: 10 Florida A&M, 11/10/17
Career: 12 at Syracuse, 1/4/17
ACC: 12 at Syracuse, 1/4/17
- Minutes**
Season: 35 Boston University, 12/5/17
Career: 35 Boston University, 12/5/17
ACC: 29 at Virginia, 2/20/17

CAREER STATISTICS										3-Point			Free Throws			Rebounds				Scoring					
Season	GP	GS	Min.	Avg.	FG	FGA	Pct.	FG	FGA	Pct.	FT	FTA	Pct.	Off.	Def.	Tot.	Avg.	PF	FO	Ast.	TO	Blk	Stl	Pts.	Avg.
2016-17	33	0	577	17.5	65	182	.357	51	146	.349	16	20	.800	5	39	44	1.3	31	0	15	13	1	11	197	6.0
2017-18	19	14	430	22.6	56	139	.403	35	97	.361	11	12	.917	6	42	48	2.5	28	0	9	8	2	10	158	8.3
TOTAL	52	14	1007	19.4	121	321	.377	86	243	.354	27	32	.844	11	81	92	1.8	59	0	24	21	3	21	355	6.8



21 SAM WAARDENBURG

R-Fr. • 6-10 • 217 • Forward
Henderson, New Zealand
Rangitoto College

2017-18 HIGHLIGHTS

- Has played in eight games off bench, including two in ACC play
- Did not play in first three games (back)
- Made solid Miami debut with seven points and two rebounds in 12 minutes of action vs. La Salle (11/22)
- Scored nine points and added six rebounds against North Florida (11/25)
- Saw first action in ACC play in final minute of first half at NC State (1/21)
- Played 13 minutes off bench against Louisville and recorded career-high seven rebounds

2017-18 GAME-BY-GAME

	GS	Min	FG	Pct	3FG	Pct	FT	Pct	O-D-T	Avg	PF	FO	A	TO	Blk	Stl	Pts	Avg
Gardner-Webb																		
Navy																		
Florida A&M																		
vs. La Salle	13		3-6	.500	1-1		1.000	0-0	.000	1-1-2	2.0	0	0	0	0	0	7	7.0
North Florida	16		4-9	.444	1-2		.500	0-0	.000	4-2-6	4.0	3	0	1	1	1	9	8.0
at Minnesota	10		0-2	.000	0-1		.000	0-0	.000	1-0-1	3.0	1	0	0	2	0	0	5.3
vs. Princeton	8		0-2	.000	0-1		.000	0-0	.000	1-3-4	3.3	1	0	0	0	0	0	4.0
Boston University	9		0-1	.000	0-1		.000	0-0	.000	2-0-2	3.0	0	0	0	1	0	0	3.2
at George Washington																		
at Hawai'i																		
vs. New Mexico State	3		0-1	.000	0-0		.000	0-0	.000	0-0-0	2.5	0	0	0	1	0	0	2.7
vs. Middle Tennessee																		
at Pittsburgh																		
at Georgia Tech																		
Florida State																		
at Clemson																		
Duke																		
at NC State	1		0-0	.000	0-0		.000	0-0	.000	0-0-0	2.1	0	0	0	0	0	1	2.3
Louisville	13		0-1	.000	0-1		.000	0-0	.000	3-4-7	2.8	0	0	1	1	1	0	2.0
at Florida State																		
Pittsburgh																		
at Virginia Tech																		
Wake Forest																		
at Boston College																		
Virginia																		
Syracuse																		
at Notre Dame																		
Boston College																		
at North Carolina																		
Virginia Tech																		

CAREER HIGHS

Points

Career: 9 North Florida, 11/25/17

ACC: -

Rebounds

Career: 7 Louisville, 1/24/18

ACC: 7 Louisville, 1/24/18

Assists

Career: 1 2x, last vs. Louisville, 1/24/18

ACC: 1 Louisville, 1/24/18

Steals

Career: 1 2x, last at NC State, 1/21/18

ACC: 1 at NC State, 1/21/18

Blocked Shots

Career: 1 2x, last vs. Louisville, 1/24/18

ACC: 1 Louisville, 1/24/18

Field Goals

Career: 4 North Florida, 11/25/17

ACC: -

Field-Goal Attempts

Career: 9 North Florida, 11/25/17

ACC: 1 Louisville, 1/24/18

Free Throws

Career: 1 North Florida, 11/25/17

ACC: -

Free-Throw Attempts

Career: 2 North Florida, 11/25/17

ACC: -

3-Point Field Goals

Career: 1 2x, last vs. North Florida, 11/25/17

ACC: -

3-Point Field-Goal Attempts

Career: 2 North Florida, 11/25/17

ACC: 1 Louisville, 1/24/18

Minutes

Career: 16 North Florida, 11/25/17

ACC: 13 Louisville, 1/24/18

CAREER STATISTICS

Season	GP	GS	Min.	Avg.	3-Point			Free Throws			Rebounds				Scoring										
					FG	FGA	Pct.	FT	FTA	Pct.	Off.	Def.	Tot.	Avg.	PF	FO	Ast.	TO	Blk	Stl	Pts.	Avg.			
2017-18	8	0	73	9.1	7	22	.318	2	7	.286	0	0	.000	12	10	22	2.8	5	0	2	6	2	2	16	2.0



4 LONNIE WALKER IV

Fr. • 6-5 • 204 • Guard

Reading, Pa.

Reading HS

2017-18 HIGHLIGHTS

- Averaging 18.2 points and 4.0 rebounds per game and shooting 48.5 percent from 3-point range (16-33) in his five starts
- Scored 10 points and added five assists in college debut (11/10/17)
- Left Florida A&M game in first half with left ankle injury
- Scored five points in homecoming game in Reading, Pa., against La Salle (11/22)
- Recorded 12 points and five rebounds against Princeton (12/2)
- Made first start against Boston U. (12/5) and had big game, recording career highs in points (26) and rebounds (7); was 9-for-15 from field, including 5-for-7 from 3-point range
- Named ACC Rookie of Week after BU performance (12/11)
- Scored 13 points and grabbed five rebounds at GW (12/16)
- Left Middle Tennessee game in first half with injury (held out in second half for precautionary reasons)
- Scored 16 points and pulled down seven rebounds at Clemson (1/13)
- Hit 5-of-8 3-pointers and scored 19 points with four steals against Duke (1/15)
- Scored 25 points, including game-tying layup with four seconds left in regulation, in OT win over Louisville (1/24)

2017-18 GAME-BY-GAME

	GS	Min	FG	Pct	3FG	Pct	FT	Pct	O-D-T	Avg	PF	FO	A	TO	Blk	Stl	Pts	Avg
Gardner-Webb	25	4-5	.800	2-3	.667	0-0	.000	1-1-2	2.0	0	0	5	2	0	0	10	10.0	
Navy	24	3-7	.429	1-5	.200	1-1	1.000	0-2-2	2.0	0	0	1	0	1	1	8	9.0	
Florida A&M	10	2-4	.500	1-2	.500	0-0	.000	0-2-2	2.0	0	0	0	0	0	0	5	7.7	
vs. La Salle	27	2-8	.250	0-4	.000	1-2	.500	1-1-2	2.0	0	0	2	0	0	2	5	7.0	
North Florida	22	2-5	.400	0-1	.000	3-4	.750	0-1-1	1.8	3	0	1	0	0	1	7	7.0	
at Minnesota	19	2-8	.250	1-5	.200	1-2	.500	0-2-2	1.8	1	0	1	0	0	1	6	6.8	
vs. Princeton	20	4-7	.571	3-4	.750	1-2	.500	0-5-5	2.3	0	0	1	2	1	0	12	7.6	
Boston University	* 28	9-15	.600	5-7	.714	3-3	1.000	0-7-7	2.9	2	0	2	4	0	0	26	9.9	
at George Washington	27	6-14	.429	1-7	.143	0-2	.000	2-3-5	3.1	3	0	3	1	1	1	13	10.2	
at Hawai'i	22	3-5	.600	1-3	.333	1-1	1.000	0-1-1	2.9	1	0	1	2	0	2	8	10.0	
vs New Mexico State	18	0-5	.000	0-1	.000	2-3	.667	2-2-4	3.0	3	0	0	0	0	0	2	9.3	
vs Middle Tennessee	5	0-1	.000	0-1	.000	0-0	.000	0-0-0	2.8	0	0	0	1	0	0	0	8.5	
at Pittsburgh	29	2-7	.286	0-2	.000	4-4	1.000	0-0-0	2.5	1	0	1	1	1	1	8	8.5	
at Georgia Tech	23	3-8	.375	0-3	.000	0-1	.000	0-5-5	2.7	2	0	0	2	1	2	6	8.3	
Florida State	* 15	2-5	.400	1-3	.333	0-0	.000	0-0-0	2.5	1	0	0	3	0	1	5	8.1	
at Clemson	* 29	6-16	.375	1-6	.167	3-5	.600	3-4-7	2.8	2	0	1	0	1	1	16	8.6	
Duke	* 33	6-17	.353	5-8	.625	2-2	1.000	0-2-2	2.8	2	0	2	0	0	4	19	9.2	
at NC State	30	4-7	.571	2-4	.500	2-2	1.000	1-1-2	2.7	2	0	1	0	0	2	12	9.3	
Louisville	* 40	9-18	.500	4-9	.444	3-3	1.000	0-4-4	2.8	3	0	3	1	1	2	25	10.2	
at Florida State																		
Pittsburgh																		
at Virginia Tech																		
Wake Forest																		
at Boston College																		
Virginia																		
Syracuse																		
at Notre Dame																		
Boston College																		
at North Carolina																		
Virginia Tech																		

CAREER HIGHS

Points

Career: 26 Boston University, 12/5/17
ACC: 25 Louisville, 1/24/18

Rebounds

Career: 7 2x, last at Clemson, 1/13/18
ACC: 7 at Clemson, 1/13/18

Assists

Career: 5 Gardner-Webb, 11/10/17
ACC: 3 Louisville, 1/24/18

Steals

Career: 4 Duke, 1/15/18
ACC: 4 Duke, 1/15/18

Blocked Shots

Career: 1 7x, last vs. Louisville, 1/24/18
ACC: 1 4x, last vs. Louisville, 1/24/18

Field Goals

Career: 9 2x, last vs. Louisville, 1/24/18
ACC: 9 Louisville, 1/24/18

Field-Goal Attempts

Career: 18 Louisville, 1/24/18
ACC: 18 Louisville, 1/24/18

Free Throws

Career: 4 at Pitt, 12/30/17
ACC: 4 at Pitt, 12/30/17

Free-Throw Attempts

Career: 5 at Clemson, 1/13/18
ACC: 5 at Clemson, 1/13/18

3-Point Field Goals

Career: 5 2x, last vs. Duke, 1/15/18
ACC: 5 Duke, 1/15/18

3-Point Field-Goal Attempts

Career: 9 Louisville, 1/24/18
ACC: 9 Louisville, 1/24/18

Minutes

Career: 40 Louisville, 1/24/18
ACC: 40 Louisville, 1/24/18

CAREER STATISTICS

Season	GP	GS	Min.	Avg.	3-Point			Free Throws			Rebounds			Scoring											
					FG	FGA	Pct.	FT	FTA	Pct.	Off.	Def.	Tot.	Avg.	PF	FO	Ast.	TO	Blk	Stl	Pts.	Avg.			
2017-18	19	5	446	23.5	69	162	.426	28	78	.359	27	37	.730	10	43	53	2.8	26	0	25	19	7	22	193	10.2



2017-18 MIAMI BASKETBALL ROSTER

NUMERICAL ROSTER

No.	Name	Yr.	Pos.	Ht.	Wt.	Hometown/Previous School
0	Ja'Quan Newton	Sr.	G	6-3	191	Philadelphia, Pa. / Neumann-Goretti HS
1	Dejan Vasiljevic	So.	G	6-3	203	Melbourne, Australia / Australian Institute of Sport
2	Chris Lykes	Fr.	G	5-7	161	Mitchellville, Md. / Gonzaga College HS
3	Anthony Lawrence II	Jr.	G	6-7	210	St. Petersburg, Fla. / Lakewood Senior HS
4	Lonnie Walker IV	Fr.	G	6-5	204	Reading, Pa. / Reading HS
5	Mike Robinson	Sr.	G	5-10	170	New Britain, Conn. / New Britain HS
10	Miles Wilson [^]	So.	G	6-5	198	Baltimore, Md. / Mount St. Mary's
11	Bruce Brown Jr.	So.	G	6-5	205	Boston, Mass. / Vermont Academy
14	Rodney Miller Jr.	So.	C	7-0	255	Laurelton, N.Y. / Oak Hill Academy
15	Ebuka Izundu	Jr.	C	6-10	235	Charlotte, N.C. / Victory Christian Center / Nigeria
20	Dewan Huell	So.	F	6-11	236	Miami, Fla. / Miami Norland HS
21	Sam Waardenburg	R-Fr.	F	6-10	217	Henderson, New Zealand / Rangitoto College
22	Deng Gak [#]	Fr.	F	6-10	195	Sydney, Australia / Blair Academy (N.J.)
35	Chris Stowell	Sr.	F	6-6	208	Exeter, N.H. / Tilton School (N.H.) / Exeter HS

ALPHABETICAL ROSTER

No.	Name	Yr.	Pos.	Ht.	Wt.	Hometown/Previous School
11	Bruce Brown Jr.	So.	G	6-5	205	Boston, Mass. / Vermont Academy
22	Deng Gak [#]	Fr.	F	6-10	195	Sydney, Australia / Blair Academy (N.J.)
20	Dewan Huell	So.	F	6-11	236	Miami, Fla. / Miami Norland HS
15	Ebuka Izundu	Jr.	C	6-10	235	Charlotte, N.C. / Victory Christian Center / Nigeria
3	Anthony Lawrence II	Jr.	G	6-7	210	St. Petersburg, Fla. / Lakewood Senior HS
2	Chris Lykes	Fr.	G	5-7	161	Mitchellville, Md. / Gonzaga College HS
14	Rodney Miller Jr.	So.	C	7-0	255	Laurelton, N.Y. / Oak Hill Academy
0	Ja'Quan Newton	Sr.	G	6-3	191	Philadelphia, Pa. / Neumann-Goretti HS
5	Mike Robinson	Sr.	G	5-10	170	New Britain, Conn. / New Britain HS
35	Chris Stowell	Sr.	F	6-6	208	Exeter, N.H. / Tilton School (N.H.) / Exeter HS
1	Dejan Vasiljevic	So.	G	6-3	203	Melbourne, Australia / Australian Institute of Sport
21	Sam Waardenburg	R-Fr.	F	6-10	217	Henderson, New Zealand / Rangitoto College
4	Lonnie Walker IV	Fr.	G	6-5	204	Reading, Pa. / Reading HS
10	Miles Wilson [^]	So.	G	6-5	198	Baltimore, Md. / Mount St. Mary's

[^] sitting out 2017-18 season per NCAA transfer regulations

[#] redshirting 2017-18 season

Head Coach: Jim Larrañaga, Providence '71, seventh season

Associate Head Coach: Chris Caputo, Westfield State (Mass.) '02, seventh season

Assistant Coach: Jamal Brunt, Randolph-Macon '03, third season

Assistant Coach: Adam Fisher, Penn State '06, '09, third season

Director of Operations: Lamont Franklin, UNC Wilmington '97, first season

Strength & Conditioning Coach: Steve Felde, Concordia University (Wis.) '03

Associate Athletic Trainer: Javier Jimenez, Temple '06

Associate Director of Operations: Jeff Dyer, Delaware '14

Player Development Assistant: Chaiison Allen, Northeastern '11

PRONUNCIATION GUIDE

Dewan Huell	Duh-WAHN HUE-ull
Ebuka Izundu	ee-BOO-kuh ee-ZOON-du
Ja'Quan Newton	Juh-QUAN
Chris Stowell	Stole
Dejan Vasiljevic	DAY-on Vass-EE-luh-vitch
HC Jim Larrañaga	LARE-uh-NAY-guh
AC Chris Caputo	Cuh-POO-toe
SC Steve Felde	FELL-dee
AT Javier Jimenez	Hah-VEE-air Him-EN-ez

CLASS BREAKDOWN

FRESHMEN (4)

Deng Gak
Chris Lykes
Sam Waardenburg*
Lonnie Walker IV
* - Redshirt

SOPHOMORES (5)

Bruce Brown Jr.
Dewan Huell
Rodney Miller Jr.
Dejan "DJ" Vasiljevic
Miles Wilson

JUNIORS (2)

Ebuka Izundu
Anthony Lawrence II

SENIORS (3)

Ja'Quan Newton
Mike Robinson
Chris Stowell

GEOGRAPHIC BREAKDOWN

UNITED STATES

Connecticut
Mike Robinson

Florida

Dewan Huell
Anthony Lawrence II

Maryland

Chris Lykes
Miles Wilson

Massachusetts

Bruce Brown Jr.

New Hampshire

Chris Stowell

New York

Rodney Miller Jr.

Pennsylvania

Ja'Quan Newton
Lonnie Walker IV

INTERNATIONAL

Australia

Dejan Vasiljevic
Deng Gak

New Zealand

Sam Waardenburg

Nigeria


Ebuka Izundu



TV/RADIO ROSTER



0 JA'QUAN NEWTON
Senior • G • 6-3 • 191
Philadelphia, Pa.



1 DEJAN (DJ) VASILJEVIC
Soph. • G • 6-3 • 203
Melbourne, Australia



2 CHRIS LYKES
Freshman • G • 5-7 • 161
Mitchellville, Md.




3 ANTHONY LAWRENCE II
Junior • G • 6-7 • 210
St. Petersburg, Fla.



4 LONNIE WALKER IV
Freshman • G • 6-4 • 204
Reading, Pa.



5 MIKE ROBINSON
Senior • G • 5-10 •
New Britain, Conn.



10 MILES WILSON
Soph. • G • 6-5 • 198
Baltimore, Md.




11 BRUCE BROWN JR.
Soph. • G • 6-5 • 205
Boston, Mass.



14 RODNEY MILLER JR.
Soph. • C • 7-0 • 255
Laurelton, N.Y.



15 EBUKA IZUNDU
Junior • C • 6-10 • 235
Charlotte, N.C.




20 DEWAN HUELL
Soph. • C • 6-11 • 236
Miami, Fla.



21 SAM WAARDENBURG
R-Freshman • F • 6-10 • 217
Henderson, New Zealand



22 DENG GAK
Freshman • F • 6-10 • 195
Sydney, Australia



35 CHRIS STOWELL
Senior • F • 6-6 • 208
Exeter, N.H.



JIM LARRAÑAGA
Head Coach



CHRIS CAPUTO
Associate Head Coach



JAMAL BRUNT
Assistant Coach



ADAM FISHER
Assistant Coach