

2017-18 MEN'S BASKETBALL GAME NOTES



14

Pitt (8-5, 0-0 ACC) vs. [15/16] Miami [Fla.] (11-1, 0-0 ACC)

**Saturday, Dec. 30, 2017 • 4:00 p.m. • ACC Network
Pittsburgh, Pa. • Petersen Events Center**

2017-18 SCHEDULE

Shoot Down Cancer Exhibition Game
presented by UPMC Hillman Cancer Center
N. 4 SLIPPERY ROCK [EXH] W, 71-59

Veterans Classic
N. 10 at Navy (CBSSN) L, 71-62

Legends Classic
N. 13 MONTANA (ACCN EXTRA) L, 83-78 •
N. 15 UC SANTA BARBARA (ACCN EXTRA) W, 70-62
N. 20 vs. Penn State + (ESPN3) L, 85-54
N. 21 vs. Oklahoma State + (ESPNU) L, 73-67

N. 25 LEHIGH (ACCN EXTRA) W, 80-68
N. 28 HIGH POINT (ACCN EXTRA) W, 71-63
D. 1 vs. Duquesne & (Stadium) W, 76-64
D. 5 MOUNT ST. MARY'S (ACCN EXTRA) W, 82-78 •


Backyard Brawl presented by EQT Corporation
D. 9 [-/18] WEST VIRGINIA (ESPN2) L, 69-60

D. 16 MCNEESE STATE (ACCN EXTRA) W, 72-51
D. 19 DELAWARE STATE (ACCN EXTRA) W, 74-68
D. 22 TOWSON (ACCN EXTRA) W, 63-59
D. 30 * MIAMI [FLA.] (ACCN) 4 PM
J. 2 * at Louisville (ESPNU) 9 pm
J. 6 * at Virginia Tech (ACCN) 12 pm
J. 10 * DUKE (ESPN2) 7 PM
J. 13 * GEORGIA TECH (ACCN) 2 PM
J. 16 * at Syracuse (RSN) 9 pm
J. 20 * at Duke (ACCN) 4 pm
J. 24 * NC STATE (RSN) 9 PM
J. 27 * SYRACUSE (ACCN) 4 PM
J. 31 * at Miami [Fla.] (RSN) 7 PM
F. 3 * at North Carolina (ACCN) 8 pm
F. 8 * at Clemson (RSN) 7 pm
F. 11 * LOUISVILLE (ACCN) 1 PM
F. 13 * BOSTON COLLEGE (ESPNU) 7 PM
F. 18 * at Florida State (ESPNU) 6 pm
F. 21 * WAKE FOREST (RSN) 9 PM
F. 24 * VIRGINIA (ESPNU) 4 PM
F. 28 * at Notre Dame (ESPNU) 7 pm


ACC Tournament
M. 6-10 ACC Tournament + (ESPN/ACCN) TBD

+ - Barclays Center
& - PPG Paints Arena
* Denotes ACC contest
All Game times are Eastern Time Zone
HOME GAMES IN BOLD CAPS
• Overtimes

PITT INFORMATION

Pitt 
Panthers
Record (ACC) 8-5 (0-0)
AP / Coaches Polls nr / nr
Last Game W, 63-59 vs. Towson (12/22)
Head Coach Kevin Stallings (Purdue, '82)
Pitt Record 24-22 (Second Season)
Career Record 479-305 (25th Season)
vs. Miami [Fla.] 0-1

OPPONENT INFORMATION

Miami 
Hurricanes
Record (ACC) 11-1 (0-0)
AP / Coaches Polls 15 / 16
Last Game W, 84-81 vs. Middle Tennessee State (12/25)
Head Coach Jim Larranaga (Providence, '71)
Miami Record 150-70 (Seventh Season)
Career Record 620-404 (34th Season)

BROADCAST INFORMATION

ACC Network
Play-by-Play: Tom Werme
Analyst: Mike Gminski
Pitt IMG Sports Network (Flagship - 93.7 The Fan)
Play-by-Play: Bill Hillgrove
Analyst: Dick Groat
WatchESPN <http://es.pn/2Ceh8Nu>
Sirius/XM 137 / 193

PITT PANTHERS AVERAGES

No.	Name (Ht., Wt., Yr.)	Pos.	PPG	RPG	APG	Notables
0	* Jared Wilson-Frame (6-5, 200, Jr.)	G/F	12.8	3.9	1.2	team-high 29 three-point field goals
1	* Parker Stewart (6-5, 190, Fr.)	G	6.4	2.3	0.9	19 of 24 field goals have been threes
2	Jonathan Milligan (6-2, 170, R-Sr.)	G	7.2	1.4	1.8	4 double-figure scoring games
3	Malik Ellison (6-6, 215, Jr.)	G	-	-	-	will sit out 2017-18 due to NCAA transfer rules
4	Ryan Luther (6-9, 225, Sr.)	F	12.7	10.1	2.8	has missed past 3 games with right foot injury
5	* Marcus Carr (6-1, 185, Fr.)	G	11.8	2.9	4.1	19-of-39 (.487) from three-point range
12	Joe Mascaro (5-10, 170, Jr.)	G	0.0	0.0	0.5	first career assist vs. McNeese State (12/16)
13	* Khameron Davis (6-4, 195, Fr.)	G	5.2	2.5	1.1	.533 [22-of-45] field goal percentage
15	Kene Chukwuka (6-9, 215, So.)	F/C	2.4	2.6	1.1	season-high 9 points vs. Duquesne (12/1)
21	Terrell Brown (6-10, 240, Fr.)	F/C	2.9	2.2	0.8	season-high 12 points vs. Towson (12/22)
22	Anthony Starzynski (6-3, 180, So.)	G	0.0	0.0	0.0	has appeared in 2 games
23	Shamiel Stevenson (6-6, 230, Fr.)	G/F	9.9	5.4	1.5	6 double-figure scoring games
24	Samson George (6-7, 220, Fr.)	F	1.8	1.3	0.3	4 points, 2 rebounds vs. McNeese State (12/16)
33	Monty Boykins (6-5, 195, Fr.)	G	1.1	0.8	0.3	5 points vs. Delaware State (12/19)
35	Zach Smith (6-3, 200, R-Sr.)	G	0.0	0.5	0.0	has appeared in 2 games
42	* Peace Ilegomah (6-9, 235, Fr.)	C	1.1	1.5	0.1	2.0 blocks per game over past 3 contests

♦ - projected starter

THE OPENING TIP

- Pitt (8-5) opens ACC play Saturday, Dec. 30 at the Petersen Events Center against No. 15 Miami (11-1). The game will be broadcast on ACC Network and is scheduled to tipoff at 4 p.m.
- Pitt has won seven of its past eight contests with **Marcus Carr** averaging a team-high 13.8 points per game, while shooting 58.3 percent (35-of-60) from the field, 53.6 percent (15-of-28) from three-point range and 89.3 percent (25-of-28) from the foul line, in that span.
- Ryan Luther**, one of three players in the ACC averaging a double-double, has missed the past three games with a stress reaction in his right foot. Luther is averaging 12.7 points, 10.1 rebounds and 2.8 assists per game.
- Pitt is 2-2 overall and 0-1 under **Kevin Stallings** in ACC openers. The Panthers dropped a 78-77 overtime decision to Notre Dame in last season's conference opener.

LAST TIME OUT

- Pitt used a 19-6 run over the final 6:10 of play to overcome a nine-point deficit en route to a 63-59 win over Towson.
- Freshmen accounted for 48 of 63 points in the win including 16 of Pitt's 19 points over the final 6:10 of play.
- Parker Stewart** (13), **Terrell Brown** (12) and **Jared Wilson-Frame** (10) scored in double figures to lead the offensive attack.
- Pitt went 6-of-12 (.500) from three-point range in the second half of play after going just 1-of-16 (.063) from beyond the arc over the first 20 minutes of action. Towson went just 1-of-15 from three-point range in the contest.

@Pitt_MBB

Matt Plizga, Assistant Athletic Director of Media Relations
mplizga@athletics.pitt.edu | O: 412-648-8242 C: 919-812-0882

BY THE NUMBERS

- **Marcus Carr** is averaging 12.5 points, 3.4 rebounds and 3.9 assists per game in Pitt's eight wins. He is 34-of-57 (.596) from the field, including 13-of-24 (.542) from three-point range, in those contests. Carr has seven double-figure scoring games on the season.
- **Jared Wilson-Frame** leads the team in scoring at 12.8 points per game and three-point field goals (29). Wilson-Frame has scored in double figures 10 times and made three or more three-point field goals in a game four times.
- **Shamiel Stevenson** has scored in double figures six times and is tied for ninth among ACC freshmen in scoring at 9.9 points per game. He is second on the team in rebounding (5.4 rpg.), while shooting 50.0 percent (44-of-88) from the field.
- **Ryan Luther** is one of four players in the ACC (along with Duke's Marvin Bagley III, North Carolina's Luke Maye and Syracuse's Oshae Brissett) averaging a double-double. Luther (12.7 ppg. and 10.1 rpg.) has missed the past three games due to a stress reaction in his right foot.
- The Panthers' Canadian tandem of **Marcus Carr** and **Shamiel Stevenson** combines to average 21.7 points, 8.3 rebounds and 5.6 assists per game, while shooting 50.3 percent (92-of-183) from the field. The pair has combined for 13 double-figure scoring games.
- **Khameron Davis** is shooting 53.3 percent (24-of-45) from the field, including 52.2 percent (12-of-23) from three-point range. Davis is averaging 9.0 points per game, while going 9-of-15 (.600) from three-point range over the past five games.

DID YOU KNOW???

- Oklahoma freshman Trae Young currently leads the NCAA in scoring (28.7 ppg.) and assists (10.4 apg.). Pitt radio analyst **Dick Groat** is the only player in NCAA history to lead the country in both categories in the same season. Groat averaged 26.0 points and 7.6 assists per game at Duke during the 1951-52 season en route to earning National Player of the Year honors.

- The Panthers have used nine different starting lineups (tied for third most in the NCAA), with 10 players starting a game. **Jared Wilson-Frame** is the lone player to start all 13 games, while **Ryan Luther** started the first 10 games before being sidelined with the injury.
- Pitt has started four freshmen in each of the past three games. **Marcus Carr** (3) **Khameron Davis** (3), **Shamiel Stevenson** (2), **Terrell Brown** (2), **Peace Ilegomah** (1) and **Parker Stewart** (1) have each started games in that span.
- **Parker Stewart** is 16-of-43 (.372) from beyond the three-point arc and is averaging 7.9 points per game over the past seven contests. Stewart has made two or more threes in five of the past eight games.
- Pitt is shooting 53.8 percent (199-of-370) from inside the three-point arc on the season. The Panthers are 109-of-319 (.342) from beyond the arc over the first 13 games of the season.
- The Panthers are shooting 47.5 percent (197-of-415) from the field, 37.1 percent (75-of-202) from three-point range and 72.1 percent (119-of-165) from the foul line in their eight wins. In contrast, Pitt has shot just 40.5 percent (111-of-274) from the field, 29.1 percent (34-of-117) from three-point range and 65.7 percent (65-of-99) from the foul line in its five losses.
- Pitt recorded a season-high 48 rebounds, including 15 offensive boards, in the win over Towson. The Panthers have outrebounded six of the past eight opponents after losing the rebounding battle in each of the first five games of the season.
- The Panthers have averaged 6.0 blocks per game over the past three contests. **Peace Ilegomah** and **Terrell Brown** each have six blocks in that span.
- Pitt has won five consecutive games and is 20-11 all-time in games played on Dec. 30. The Panthers defeated Syracuse, 72-61, Dec. 30, 2015 in their last meeting on the date.
- Pitt is 8-9 all-time against teams 15th in the AP Poll. The Panthers defeated Duke, 76-62, Feb. 28, 2016 in their last meeting against No. 15.

STATS COMPARISON

	Pitt	Miami
Points	69.9	75.5
Opp. Points	68.8	59.0
Rebounds	35.8	37.2
Opp. Rebounds	36.6	34.2
Off. Rebounds	8.6	9.5
Opp. Off. Rebounds	13.2	10.8
Field Goal Pct.	.447	.492
Opp. Field Goal Pct.	.405	.365
Three-Point Pct.	.342	.366
Opp. Three-Point Pct.	.332	.278
Three-Point FGs	8.4	7.5
Opp. Three-Point FGs	7.6	5.8
Free Throw Pct.	.697	.613
Opp. Free Throw Pct.	.650	.757
Free Throws Made	14.2	10.2
Opp. Free Throws Made	11.0	9.6
Personal Fouls	17.7	15.4
Assists	14.8	13.8
Opp. Assists	14.3	10.4
Turnovers	14.5	11.6
Opp. Turnovers	11.6	13.8
Blocked Shots	3.7	4.3
Opp. Blocked Shots	3.5	2.2
Steals	4.9	6.2
Opp. Steals	7.1	5.4

THE SERIES HISTORY

All-Time Record	Pitt trails 19-18
Under Kevin Stallings	Pitt trails 1-0
At Petersen Events Center	Pitt trails 2-0
In Pittsburgh	Pitt leads 9-7
In ACC play	Pitt trails 3-2
Streak	Pitt L, 3
Last 10 Meetings	Series tied 5-5
Last Meeting	Miami 72, Pitt 46 (1/14/17)

• Four of the five meetings in ACC play have been decided by four points or fewer.
 • 24 of the 37 games in the all-time series have been decided by 10 points or fewer.

IMPACT FRESHMEN

- **Pitt's freshman class combines to average 39.1 points and 18.1 rebounds per game, while shooting 48.2 percent (160-of-332) from the field.**

- **Marcus Carr and Parker Stewart are tied for second on the team with 19 three-point field goals, apiece.**

- **Pitt freshmen have combined for 20 double-figures scoring games with Carr (7) and Shamiel Stevenson (6) leading the way.**

- **Six of Pitt's seven freshmen are shooting over 50 percent from the field on the year.**



PARKER STEWART



MARCUS CARR

TOP TEAMS SINCE 2001-02

• Pitt is one of the top programs in terms of wins and winning percentage in the country since the start of the 2001-02 season.

NCAA • Top Winning Pct since 2001-02 Season

Rk	Team	2017-18	2001-P	PCT
1.	Kansas	10-2	489-102	.827
2.	Gonzaga	10-3	461-100	.822
3.	Duke	12-1	475-108	.815
4.	Kentucky	9-2	451-132	.774
5.	Memphis	9-3	426-143	.749
6.	Louisville	10-2	430-145	.748
7.	North Carolina	11-2	436-153	.740
8.	Wisconsin	7-7	414-150	.734
9.	Florida	8-4	421-153	.733
10.	Syracuse	11-2	419-155	.730
11.	Arizona	10-3	412-153	.729
12.	Pitt	8-5	409-156	.724
13.	Ohio State	10-4	402-166	.708
	Michigan State	12-1	408-168	.708
15.	Connecticut	7-5	398-168	.703

NCAA • Most Wins since 2001-02 Season

Rk	Team	Wins
1.	Kansas	489
2.	Duke	474
3.	Gonzaga	461
4.	Kentucky	451
5.	North Carolina	436
6.	Louisville	430
7.	Memphis	426
8.	Florida	421
9.	Syracuse	419
10.	Wisconsin	414
11.	Arizona	412
12.	Pitt	409
13.	Michigan State	408
14.	Ohio State	402
15.	Connecticut	398

through Dec. 27

HOME COURT ADVANTAGE

• Pitt has compiled a 240-43 (.848) record, including a 142-7 (.953) ledger in non-conference play, at Petersen Events Center.

• Pitt is 23-18 (.561) versus teams ranked in the top 25 of the AP Poll at Petersen Events Center, with a 14-5 (.737) mark against top-10 teams and a 9-1 (.900) ledger versus teams ranked in the top-5 nationally.

NCAA • Homecourt Wins since 2002-03 Season

Rk	Team	Wins
1.	Kansas	245
2.	Memphis	243
3.	Pitt	240
	Syracuse	240
5.	Duke	234

NCAA • Homecourt Winning Pct. since 2002-03 Season

Rk	Team	Wins	Losses	PCT
1.	Kansas	245	13	.950
2.	Duke	234	17	.933
3.	Gonzaga	196	17	.920
4.	Kentucky	231	26	.899
5.	Michigan State	219	25	.898
6.	Wisconsin	227	31	.880
7.	North Carolina	209	30	.875
8.	Memphis	243	35	.874
9.	Florida	217	34	.865
10.	Pitt	240	43	.848

through Dec. 27

STALLINGS ON THE ACTIVE WINS LIST

• Head coach Kevin Stallings, in his 25th season manning the sidelines, has won 479 games - 32nd-most wins among active NCAA Division I coaches.

• Stallings has led his teams to 12 seasons with 20 or more wins and 16 postseason appearances, including nine NCAA Tournament bids.

NCAA Active Coaches • Most Wins

Rk	Coach, Current Team	Wins
24.	Jay Wright, Villanova	521
25.	Larry Eustachy, Colorado State	520
26.	Bruce Pearl, Auburn	518
27.	Mark Few, Gonzaga	513
28.	John Giannini, La Salle	498
29.	Bob Hoffman, Mercer	495
30.	Leonard Hamilton, Florida State	493
31.	Mike Brey, Notre Dame	491
32.	Kevin Stallings, Pitt	479
33.	Ron Cottrell, Houston Baptist	473
34.	Gregg Marshall, Wichita State	465
35.	Eddie Payne, USC Upstate	463

through Dec. 27

LUTHER FILLING THE STAT SHEET

• **Ryan Luther** has missed the last three games with a stress reaction in his right foot. Luther was leading the team in double-doubles (four), double-figure scoring games (eight), scoring (12.7 ppg.), rebounding (10.1 rpg.), blocks (seven) and steals (16), while also ranking second in assists (28) prior to the injury.

• Luther is third in the ACC in rebounding (10.1 rpg.) and tied for seventh in double-doubles (four). He has led the team in rebounding in nine times and has grabbed eight or more boards in all 10 contests played.

• Luther has scored in double-figures, grabbed eight or more rebounds and dished out four or more assists in a game four times this season.

• Luther grabbed a career-high 16 rebounds, including eight offensive boards, in an overtime win over Mount St. Mary's.

• Luther is one of four players (joined by Duke's Marvin Bagley III, North Carolina's Luke Maye and Syracuse's Oshae Brissett) in the ACC averaging a double-double.

• Luther has grabbed three or more offensive rebounds in a game six times this season and is second in the ACC in offensive rebounds (3.60 orpg.). He had seven offensive rebounds against Montana and set a career-high with eight offensive boards in a win over Mount St. Mary's.

ACC • Double-Doubles

Rk	Player, Team	Total
1.	Marvin Bagley III, Duke	10
2.	Bonzie Colson, Notre Dame	8
3.	Luke Maye, North Carolina	7
	Oshae Brissett, Syracuse	7
5.	Wendall Carter, Duke	5
	Ray Spalding, Louisville	5
7.	Ryan Luther, Pitt	4
	Deonte Hawkins, Boston College	4

ACC • Rebounds

Rk	Player, Team	RPG
1.	Marvin Bagley III, Duke	10.9
2.	Luke Maye, North Carolina	10.6
3.	Ryan Luther, Pitt	10.1
4.	Oshae Brissett, Syracuse	10.0
5.	Bonzie Colson, Notre Dame	9.8

PITT SEASON & CAREER TOTALS

	2017-18	Career
Double-Figure Scoring Games		
Jared Wilson-Frame	10 (6-4)	10 (6-4)
Ryan Luther	8 (4-4)	17 (11-6)
Marcus Carr	7 (4-3)	7 (4-3)
Shamuel Stevenson	6 (3-3)	6 (3-3)
Jonathan Milligan	4 (4-0)	5 (5-0)
Parker Stewart	4 (4-0)	4 (4-0)
Khameron Davis	2 (2-0)	2 (2-0)
Terrell Brown	1 (1-0)	1 (1-0)

20+ Point Games

Jared Wilson-Frame	1 (0-1)	1 (0-1)
Marcus Carr	1 (1-0)	1 (1-0)
Ryan Luther	-	1 (1-0)

10+ Rebound Games

Ryan Luther	5 (3-2)	6 (4-2)
-------------	---------	---------

10+ Assist Games

Marcus Carr	1 (0-1)	1 (0-1)
-------------	---------	---------

Double-Doubles

Ryan Luther	4 (2-2)	5 (3-2)
Marcus Carr	1 (0-1)	1 (0-1)

3+ Three-Point FG Games

Jared Wilson-Frame	4 (2-2)	4 (2-2)
Marcus Carr	3 (2-1)	3 (2-1)
Parker Stewart	2 (2-0)	2 (2-0)
Ryan Luther	1 (1-0)	2 (2-0)
Khameron Davis	1 (1-0)	1 (1-0)
Jonathan Milligan	-	1 (1-0)

Scoring Leaders

Jared Wilson-Frame	5 (3-2)	5 (3-2)
Ryan Luther	3 (2-1)	5 (2-3)
Marcus Carr	2 (2-0)	2 (2-0)
Shamuel Stevenson	2 (0-2)	2 (0-2)
Jonathan Milligan	2 (2-0)	2 (2-0)
Parker Stewart	1 (1-0)	1 (1-0)

Rebounding Leaders

Ryan Luther	9 (5-4)	13 (8-5)
Shamuel Stevenson	3 (2-1)	3 (2-1)
Jared Wilson-Frame	1 (1-0)	1 (1-0)
Parker Stewart	1 (1-0)	1 (1-0)

Assists Leaders

Marcus Carr	9 (5-4)	9 (5-4)
Ryan Luther	3 (2-1)	4 (3-1)
Shamuel Stevenson	3 (1-2)	3 (1-2)
Jonathan Milligan	2 (2-0)	3 (2-1)
Terrell Brown	1 (1-0)	1 (1-0)
Kene Chukwuka	1 (1-0)	1 (1-0)

Record in such games in ()

STREAKS

Overall	Won 3
Unranked teams anywhere	Won 7
Ranked teams anywhere	Lost 4
Home	Won 3
Home ACC	Lost 1
Home non-conference	Won 3
Home unranked non-conference	Won 7
Home ranked teams	Lost 2
Home unranked teams	Won 7
Road	Lost 4
Road ACC	Lost 3
Road ranked teams	Lost 12
Road unranked teams	Lost 3
Neutral	Won 1
Neutral ranked teams	Lost 5
Neutral unranked teams	Won 1

Consecutive Made Free Throws (active streak)

Shamiel Stevenson	4
Parker Stewart	3
Monty Boykins	3
Marcus Carr	2
Jonathan Milligan	1
Peace Ilegomah	1
Samson George	1

Consecutive Games with a Three-Point Field Goal

Marcus Carr	8
Parker Stewart	6
Khameron Davis	5
Shamiel Stevenson	4
Jared Wilson-Frame	3
Monty Boykins	1
Ryan Luther	1

Games Played	2017-18	Career
Ryan Luther	10 (5-5)	86 (53-33)
Jonathan Milligan	13 (8-5)	44 (23-21)
Marcus Carr	13 (8-5)	13 (8-5)
Khameron Davis	13 (8-5)	13 (8-5)
Shamiel Stevenson	13 (8-5)	13 (8-5)
Parker Stewart	13 (8-5)	13 (8-5)
Jared Wilson-Frame	13 (8-5)	13 (8-5)
Kene Chukwuka	12 (8-4)	12 (8-4)
Terrell Brown	12 (8-4)	12 (8-4)
Zach Smith	2 (2-0)	10 (5-5)
Peace Ilegomah	9 (6-3)	9 (6-3)
Monty Boykins	8 (5-3)	8 (5-3)
Samson George	4 (3-1)	4 (3-1)
Joe Mascaró	2 (2-0)	2 (2-0)
Anthony Starzynski	2 (2-0)	2 (2-0)

Starts

	Consecutive	Career
Ryan Luther	-	12 (6-6)
Jared Wilson-Frame	13 (8-5)	13 (8-5)
Jonathan Milligan	-	9 (5-4)
Marcus Carr	9 (7-2)	10 (7-3)
Shamiel Stevenson	-	7 (5-2)
Khameron Davis	4 (3-1)	6 (3-3)
Terrell Brown	-	5 (3-2)
Kene Chukwuka	-	3 (2-1)
Parker Stewart	1 (1-0)	2 (1-1)
Peace Ilegomah	1 (1-0)	1 (1-0)

Record in such games at Pitt in ()

ACC • Offensive Rebounds

Rk	Player, Team	ORPG
1.	Marvin Bagley III, Duke	3.62
2.	Ryan Luther, Pitt	3.60
3.	Ray Spalding, Louisville	3.58
4.	Omer Yurtseven, NC State	3.23
5.	Oshae Brissett, Syracuse	3.15

through Dec. 27

Ryan Luther • Scoring / Rebounding / Assist Increases

Year	GP/GS	PPG	RPG	APG
2016-17	21/2	5.7	3.9	0.7
2017-18	10/10	12.7	10.1	2.8
		+7.0	+6.2	+2.1

CARR KEYS PANTHERS

- **Marcus Carr** posted the fifth-most points in a game with 100 percent efficiency in a win over High Point, finishing with 19 points on 5-of-5 shooting from the field (3-of-3 from three-point range) and 6-of-6 from the foul line.
- Carr recorded 10 assists against Oklahoma State, becoming the eighth freshman in program history to post double-digit assists in a game.
- Carr is 38-of-42 from the foul line and is third in the ACC in free throw percentage (.905).
- Carr scored a season-high 23 points in an overtime win against Mount St. Mary's, tied for the 11th-most points in a game by a Panther freshman.
- Carr scored in double figures in five consecutive games from Nov. 28-Dec. 16. He averaged a team-high 17.2 points per game, while shooting 27-of-44 (.614) from the field and 22-of-24 (.917) from the foul line in that span.
- Carr has scored in double figures seven times and is one of nine freshmen in the ACC averaging over 10.0 points per game.

Pitt • Most Points in a 100% Efficiency Game

Rk	Player, Opponent, Date	Points
1.	J.J. Moore, at DePaul, 3/3/13 (8-of-8 FG, 5-of-5 3FG)	21
2.	Ryan Luther, Rice, 12/17/16 (8-of-8 FG, 2-of-2 3FG, 2-of-2 FT) Chevon Troutman, Georgetown, 1/25/03 (5-of-5 FG, 10-of-10 FT)	20
	Eric Mobley, Youngstown State, 11/27/93 (10-of-10 FG)	20
5.	Marcus Carr, High Point, 11/28/17 (5-of-5 FG, 3-of-3 3FG, 6-of-6 FT)	19

Pitt • Most Assists by a Freshman

Rk	Player, Opponent, Date	Assists
1.	Sean Miller, Boston College, 2/29/88 Sean Miller, Seton Hall, 3/2/88 Brandin Knight, at New Orleans, 12/29/99 Brandin Knight, at St. John's, 1/3/00	11
5.	Marcus Carr, vs. Oklahoma State, 11/21/17 Darrelle Porter, vs. Eastern Michigan, 3/18/89 Sean Miller, Robert Morris, 11/28/87 Ricardo Greer, vs. Villanova, 3/4/98	10

ACC • Freshman Scoring Leaders

Rk	Player, Team	PPG
1.	Marvin Bagley III, Duke	21.1
2.	Oshae Brissett, Syracuse	15.2
3.	Wendall Carter Jr., Duke	13.7
4.	Jose Alvarado, Georgia Tech	13.2
5.	Gary Trent Jr., Duke	13.0
6.	Nickeil Alexander-Walker, Virginia Tech	12.8
7.	Marcus Carr, Pitt	11.8
8.	Trevon Duval, Duke	11.7
9.	Shamiel Stevenson, Pitt	9.9
	Braxton Beverly, NC State	9.9

ACC • Free Throw Percentage

Rk	Player, Team	FT PCT
1.	Jordan Chatman, Boston College	.917 [33-of-36]
2.	Bryant Crawford, Wake Forest	.908 [59-of-65]
3.	Marcus Carr, Pitt	.905 [38-of-42]
4.	Keyshaun Woods, Wake Forest	.889 [40-of-45]
	Quentin Snider, Louisville	.889 [32-of-36]

through Dec. 27

5-OF-5 FOR CARR & DAVIS

- **Marcus Carr** and **Khameron Davis** moved into the Pitt freshman record books with five made field goals in a game with no misses. The five made field goals without a miss is tied for the second-most in a game by a Pitt freshman.
- Carr made all five field goal attempts in a 19-point effort against High Point, while Davis matched the 5-of-5 effort in a win over Mount St. Mary's.

Pitt Freshman • Most Field Goals Made - No Misses

Rk	Player, Opponent, Date	FGM
1.	Sam Young, at West Virginia, 2/27/06	6
2.	Khameron Davis, Mount St. Mary's, 12/5/17 Marcus Carr, High Point, 11/28/17 Carl Krauser, Seton Hall, 3/5/03 Carl Krauser, at Georgia, 12/31/02	5

THREE MORE FOR JWJ

- **Jared Wilson-Frame** has scored in double figures 10 times and leads the team in scoring at 12.8 points per game.
- Wilson-Frame has a three-point field goal in 12 of Pitt's 13 games and has made two or more three-pointers eight times, including a season-high five threes against Penn State and McNeese State.
- Wilson-Frame is tied for ninth in the ACC in three-point field goals per game (2.23 3pg.), while shooting 33.7 percent (29-of-86) from beyond the arc.

SHAMIEL FOR REAL

- **Shamiel Stevenson**, one top freshmen in the ACC, is averaging 9.9 points and 5.4 rebounds per game, while shooting 50 percent (44-of-88) from the field.
- Stevenson has grabbed five or more rebounds in a game eight times, including a season-best nine rebounds at Navy and again against Mount St. Mary's.

THREES & D VS. MCNEESE

- Pitt used strong perimeter shooting and terrific field goal percentage defense en route to a 21-point win over McNeese State.
- The Panthers knocked down 14 three-point field goals, tied for second most in program history in the win. Pitt's 33 attempts from beyond the arc were tied for fifth most in program history.
- Pitt limited McNeese State to 24.3 percent (17-of-70) shooting from the field, the fifth lowest mark in program history. The Panthers held the Cowboys to 0-of-17 shooting during a 10-minute stretch in the opening half of play.

Pitt • Lowest Opponent Field Goal Percentage

Rk	Opponent, Date	FG PCT
1.	Furman, 12/6/57	.197 [12-of-61]
2.	Saint Joseph's College, 11/17/15	.208 [11-of-53]
3.	New Hampshire, 12/4/09	.235 [12-of-51]
4.	Ohio, 12/22/09	.239 [17-of-71]
5.	McNeese State, 12/16/19	.243 [17-of-70]

Pitt • Most Three-Point Field Goals in a Game

Rk	Opponent, Date	3FG
1.	Notre Dame, 1/29/97	16
2.	McNeese State, 12/16/19	14
	Marshall, 12/6/90	14
	Miami [Fla.], 2/18/95	14
	UMBC, 12/13/08	14
	Albany, 11/28/03	14
	vs. Georgia, 12/17/94	14
9.	8x; last Delware State, 12/19/17	13

Pitt • Most Three-Point Attempts in a Game

Rk	Opponent, Date	3FG
1.	Georgia, 12/2/95	36
2.	Delaware State, 12/19/17	35
3.	vs. Georgia, 12/17/94	34
	Houston Baptist, 11/9/07	34
	Rider, 11/13/11	34
6.	McNeese State, 12/16/19	33
	Eastern Michigan, 11/11/17	33
	VMI, 12/6/11	33

COMEBACK KIDS

- Pitt used a 19-6 run over the final 6:10 of play to overcome a nine-point deficit in a 63-59 win over Towson. The comeback was tied for the fifth-largest in the final 7:00 minutes of play in program history.
- Pitt went 5-of-6 (.833) from the field, including 3-of-4 (.750) from three-point range down the stretch over the final 6:10 of play, while limiting Towson to 3-of-12 shooting (.250) from the field.

Pitt • Largest Deficit Overcome to Win a Game Less Than 7:00 Left

Rk	Opponent, Date	Margin
1.	Ohio, 2/13/75 trailed 65-54 with 3:47 to go; won 72-71 at Syracuse, 3/1/08 trailed 75-64 with 3:49 to go; won 82-77	-11
3.	Purdue, 12/2/60 trailed 69-59 win 7:00 to go; won 81-80 at Boston College, 1/6/15 trailed 53-43 with 3:04 to go; won 61-60 OT	-10
5.	Towson, 12/22/17 trailed 53-44 with 6:10 to go; won 63-59 West Virginia, 2/17/99 trailed 47-38 with 5:00 to go; won 69-67 at West Virginia, 3/5/49 trailed by nine points with 3:00 to go; won 34-32 St. Bonaventure, 12/15/79 trailed 56-47; won 71-70	-9

FRESHMAN FOCUS

- Pitt's seven-player freshman class - **Terrell Brown, Marcus Carr, Khameron Davis, Samson George, Peace Ilegomah, Shamiel Stevenson** and **Parker Stewart** - is tied for the largest freshman class in program history. The Panthers also welcomed seven freshmen (six scholarship and one walk-on) into the program for the 1997-98 season.
- Pitt has had three freshmen score in double figures twice this season with the Panther rookies combining for a season-high 55 points in an overtime win against Mount St. Mary's.
- Panther freshmen accounted for 48 of the team's 63 points (76.2 percent) in the win over Towson. **Parker Stewart, Khameron Davis, Terrell Brown** and **Marcus Carr** accounted for 16 points during a decisive 19-6 run over the final 6:10 of play.

Pitt • Most Combined Points by Freshman Class

Rk	Game, Date	Points
1.	Mount St. Mary's, 12/5/17	55
2.	Towson, 12/22/17	48
3.	Delaware State, 12/19/17	43
4.	Montana, 11/13/17	40

Pitt • Games with Three Freshmen Double-Figure Scorers

Game, Date	Player (Points)
Mount St. Mary's, 12/5/17	Carr (23), Stevenson (14), Davis (12)
Duquesne, 12/1/17	Carr (15), Stewart (14), Stevenson (13)

NCAA • Most Scholarship Freshmen

Rk	Team	Total FR
1.	Pitt	7
	Mount St. Mary's	7
	Duke	7
	Kentucky	7
5.	Montana	6
	California	6
	The Citadel	6
	Idaho	6
	Northwestern State	6
	Holy Cross	6

* Does not include redshirt freshmen

Pitt • Most Freshmen

Rk	Season	Total
1.	2017-18	7
	1997-98	7
3.	1995-96	6
	1972-73	6

FRESH STARTS

- **Shamiel Stevenson** and **Parker Stewart** became the 15th and 16th freshmen in Pitt history to start the season opener. The tandem was the fourth set of Panther freshmen to start the season opener.
- Pitt started three freshmen - **Terrell Brown, Marcus Carr** and **Khameron Davis** - against Montana, marking the first time since Feb. 21, 1977 when Sonny Lewis, Mike Rice and Ed Scheuermann started in a 76-59 win at Indiana [Pa.].
- The Panthers have started three or more freshmen in a game five times this season and 15 times since freshmen became eligible prior to the 1972-73 season. Pitt has started four freshmen in each of the past three contests.
- Pitt started four freshmen - **Terrell Brown, Marcus Carr, Khameron Davis** and **Shamiel Stevenson** - in a game for the first time in program history Dec. 16, 2017 against McNeese State. The Panthers also started that unit against Delaware State.
- The freshman quartet of **Marcus Carr, Khameron Davis, Peace Ilegomah** and **Parker Stewart** started a Dec. 22, 2017 win over Towson.

Pitt • Three of More Freshmen Starters

Players	Opponent, Date
M. Carr, K. Davis, P. Ilegomah, P. Stewart	Towson, 12/22/17
T. Brown, M. Carr, K. Davis, S. Stevenson	2x; last DSU, 12/19/17
M. Carr, K. Davis, S. Stevenson	West Virginia, 12/9/17
T. Brown, M. Carr, K. Davis	Montana, 11/13/17
S. Lewis, M. Rice, E. Scheuermann	11x; last at Indiana [Pa.], 2/21/77

Pitt Freshman Duos to Start the Season Opener

Players	Opponent, Date
Ricardo Greer / Attila Cosby	Bucknell, 11/17/97
Brandin Knight / Donatas Zavackas	Wright State, 11/19/99
Steven Adams / James Robinson	Mount St. Mary's, 11/9/12
Shamiel Stevenson / Parker Stewart	at Navy, 11/10/17

PITT CULTURE OF SUCCESS

- Compiled a 409-156 record since the start of the 2001-02 season and .724 winning percentage, which ranks among the nation's top-15 best winning percentages during that span.
- Owns a 173-103 (.627) league record in league regular season play (ACC and Big East) since the start of the 2001-02 season.
- Advanced to the NCAA Tournament in 13 of the last 16 seasons, one of only 11 schools nationally to achieve that honor. The 13 appearances are tied for second-most in the ACC during that span.
- Claimed six Big East championships, including four regular season titles (2002, 2003, 2004 and 2011), and two tournament titles (2003 and 2008).
- Ascended to the nation's No. 1 ranking for the first time in school history (2008-09 season).
- Awarded with a No. 1 seed upon entering the NCAA Tournament for the first time in school history (2009) and two times overall (2009 and 2011).
- Surpassed both 20 wins overall and 10 wins in conference regular season play 12 times since the 2001-02 season.
- Advanced to the NCAA Elite Eight for the second time in school history (2009) and NCAA Sweet Sixteen play five times since the 2001-02 season. Only 11 programs have advanced to more Sweet Sixteens during that span (Kansas-11, Duke-10, Michigan State-8, Arizona-8, North Carolina-8, Wisconsin-8, Syracuse-7, Louisville-6, Kentucky-7, Florida-7, Connecticut-7).
- Completed six of the last 16 seasons ranked among the nation's top-10 programs and 10 of those years ranked among the nation's top-25.
- Pitt's 240-43 record and .848 winning percentage at the Petersen Events Center ranks as the nation's 10th-best home mark since the arena opened in 2002-03. The Panthers' 240 home wins are tied for the third most in the NCAA in that span.
- Pitt won 40 consecutive home games from 2002-04, a streak which spanned two years and 68 days. Pitt also won its first 34 games in the Petersen Events Center, the third longest streak to open a new arena in NCAA Division I basketball history (1. UCLA, 51; 2. Providence, 41; 3. Pitt, 34).
- Achieved six top-10 percent Academic Performance Ratings (2015-16, 2014-15, 2013-14, 2011-12, 2010-11) over the past seven seasons.

► ACC / NCAA STAT RANKINGS

Team		ACC Rank	NCAA Rank
W-L Percentage	.615	13th	T-135th
Scoring Offense	69.9	14th	281st
Scoring Defense	68.8	10th	111th
Scoring Margin	+1.2	15th	210th
FG Pct.	.447	13th	191st
Opp. FG Pct.	.405	9th	61st
3-Pt. Pct.	.342	12th	219th
3-Pt. FGs Per Game	8.38	3rd	T-124th
Opp. 3-Pt. Pct.	.332	10th	-
FT Pct.	.697	T-11th	204th
Rebound Margin	-0.8	15th	238th
Assists	14.7	6th	T-133rd
Assist/Turnover Ratio	1.02:1	12th	191st
Blocked Shots	3.69	12th	T-138th
Steals	4.92	13th	T-311th
Turnovers Per Game	14.5	15th	-
Turnover Margin	-2.85	15th	322nd

Individual

		ACC Rank	NCAA Rank
--	--	----------	-----------

Rebounds

Ryan Luther	10.1	3rd	-
-------------	------	-----	---

Offensive Rebounds

Ryan Luther	3.60	2nd	-
-------------	------	-----	---

Defensive Rebounds

Ryan Luther	6.50	5th	-
-------------	------	-----	---

Free Throw Percentage

Marcus Carr	.905	3rd	-
-------------	------	-----	---

Three-Point Field Goals

Jared Wilson-Frame	2.23	T-9th	-
--------------------	------	-------	---

Minutes

Ryan Luther	32.50	14th	-
-------------	-------	------	---

ACC rankings / NCAA rankings through Dec. 26

Pitt Freshmen to Start the Season Opener

Player	Opponent, Date
Larry Harris	Ohio Northern, 11/30/74
Sam Clancy	Morris Harvey, 11/26/77
Charles Smith	St. Francis [Pa.], 11/26/84
Vonteego Cummings	Duquesne, 11/29/95
Ricardo Greer	Bucknell, 11/17/97
Attila Cosby	Bucknell, 11/17/97
Brandin Knight	Wright State, 11/19/99
Donatas Zavackas	Wright State, 11/19/99
Ronald Ramon	Howard, 11/20/04
Levance Fields	Saint Peter's, 11/19/05
DeJuan Blair	Houston Baptist, 11/9/07
Steven Adams	Mount St. Mary's, 11/9/12
James Robinson	Mount St. Mary's, 11/9/12
Michael Young	Savannah State, 11/8/13
Shamiel Stevenson	at Navy, 11/10/17
Parker Stewart	at Navy, 11/10/17

NEW LOOK PANTHERS IN 2017-18

• The Panthers will have a new look in 2017-18 with just three returning letterwinners and an NCAA-high 11 scholarship newcomers.

• Pitt is one of seven teams - along with Chattanooga, Dayton, Iowa State, Kentucky, NC Central and Little Rock - with no starters returning from a year ago.

• Pitt entered the season as one of the least experienced teams in the NCAA with a combined three returning career starts and a combined 648 minutes played a year ago.

• Pitt leads the NCAA with 11 scholarship newcomers (7 freshmen, 2 JUCO transfers, 1 grad transfer, 1 traditional transfer). The 11 scholarship newcomers is also the most in program history.

NCAA • Least Experienced Teams

Pct. of Returning Possession-Minutes

Rk	Team	Pct
1.	Kentucky	7%
2.	Pitt	8%
3.	California	15%
	Oregon	15%

via John Gassaway - ESPN

NCAA • Fewest Returning Starts Career entering 2017-18

Rk	Team	Total
1.	Pitt	3
2.	Chattanooga	11
	NC Central	11
4.	Little Rock	12
	Iowa State	12

NCAA • Teams with Fewest Returning Letterwinners

Rk	Team	Total
1.	James Madison	2
	Mississippi Valley State	2
	Memphis	2
	California	2
5.	Pitt	3
	Robert Morris	3

NCAA • Fewest Minutes Played in 2016-17 by Returnees

Rk	Team	Total Minutes
1.	Mississippi Valley State	386
2.	Pitt	648
3.	NC Central	862
4.	Kentucky	890
5.	California	1,167

NCAA • Most Scholarship Newcomers

Rk	Team	Total (Breakdown)
1.	Pitt	11 (7 FR / 4 TR)
2.	Little Rock	10 (4 FR / 6 TR)
	Robert Morris	10 (5 FR / 5 TR)
4.	South Florida	9 (3 FR / 6 TR)
	Austin Peay	9 (6 FR / 3 TR)

Pitt • Most Newcomers in a Season

Rk	Season	Total
1.	2017-18	11
2.	1995-96	8
3.	2008-09	7
	2000-01	7
	1997-98	7
	1972-73	7

ALWAYS WITHIN REACH

• Pitt's roster features seven players with wingspans of 6-10 or better. Freshmen **Peace Ilegomah** and **Terrell Brown** lead the way with wingspans of 7-4 and 7-3, respectively.

Pitt • 6-10 Wingspans or Better

Player	Height	Wingspan
Terrell Brown	6-10	7-3
Kene Chukwuka	6-9	7-2
Khameron Davis	6-4	6-11
Malik Ellison	6-6	6-11
Peace Ilegomah	6-9	7-4
Ryan Luther	6-9	6-10
Shamiel Stevenson	6-6	6-11

INTERNATIONAL RECRUITING

• Pitt's 2017-18 roster features five international prospects, the most in program history. The Panthers had not had more than two international players on the roster in a season prior to 2017-18.

• Pitt's five international players come from three different countries (Canada, Nigeria, Sweden) with **Kene Chukwuka** becoming the first Pitt player from Sweden.

2017-18 Pitt International Players

Player, Class	Hometown
Marcus Carr, FR	Toronto, Ontario, Canada
Kene Chukwuka, SO	Stockholm, Sweden
Samson George, FR	Minna, Nigeria
Peace Ilegomah, FR	Benin City, Nigeria
Shamiel Stevenson, FR	Toronto, Ontario, Canada

Pitt • All-Time International Players

Player	Years	Country
Marcus Carr	2017-p.	Canada
Kene Chukwuka	2017-p.	Sweden
Samson George	2017-p.	Nigeria
Peace Ilegomah	2017-p.	Nigeria
Shamiel Stevenson	2017-p.	Canada
Rafael Maia	2015-16	Brazil
Joseph Uchebo	2013-15	Nigeria
Steven Adams	2012-13	New Zealand
Khem Birch	2011-12	Canada
Talib Zanna	2009-14	Nigeria
Dwight Miller	2008-10	Bahamas
Doyle Hudson	2005-07	Bahamas
Levon Kendall	2002-07	Canada
Zelimir Stevanovic	2000-01	Yugoslavia
Donatas Zavackas	1999-03	Lithuania
Sotinis Aggelou	1993-95	Greece
Dominick Dumancic	1990-92	Yugoslavia

Pitt • Most International Players on a Roster

Rk	Year	Total
1.	2017-18	5
2.	2000-01	2
	2002-03	2
	2005-06	2
	2006-07	2
	2009-10	2
	2011-12	2
	2012-13	2
	2013-14	2

LONGTIME RADIO LEGENDS

- The Pitt IMG Sports Network radio tandem of **Bill Hillgrove** and **Dick Groat** is the longest tenured crew in the country as they enter their 39th consecutive season together.
- “Voice of the Panthers” **Bill Hillgrove** is entering his 49th year calling Pitt basketball, the second-longest run among NCAA Division I play-by-play announcers.
- **Dick Groat**, the only player in NCAA history to lead the country in scoring and assists, will serve as the analyst for home games and select road games this season. Former Panther standout **Curtis Aiken**, in his eighth season on the broadcast team, will serve as the road analyst and at select home games.

NCAA • Longest Tenured Division I Radio Crews

Rk	Announcers, Team	Years
1.	Bill Hillgrove & Dick Groat, Pitt	39
2.	Mike Kennedy & Dave Dahl, Wichita State	37
3.	Larry Hansgen & Bucky Bockhorn, Dayton	35
	Dave Walsh & Kevin McKinney, Wyoming	35
5.	John Morris & Pat Nunley, Baylor	30

NCAA • Longest Tenured Division I PxP Announcers

Rk	PxP Announcer, Team	Years
1.	Ray Goss, Duquesne	50
2.	Bill Hillgrove, Pitt	49
3.	Art Challis, Southern Utah	44
	Rich Chvotkin, Georgetown	44
	Dave Nitz, Louisiana Tech	44

NCAA • Longest Tenured Division I Radio Analysts

Rk	Announcer, Team	Years
1.	Bucky Bockhorn, Dayton	46
2.	Dick Groat, Pitt	39
3.	Kevin McKinney, Wyoming	38
4.	Dave Dahl, Wichita State	37

SHOOT DOWN CANCER GAME

- Pitt posted a 71-59 win over Slippery Rock Saturday, Nov. 4 in a Shoot Down Cancer Exhibition Game presented by UPMC Hillman Cancer Center. The game was a partnership between Pitt Athletics, the American Cancer Society and Coaches vs. Cancer program.
- Pitt raised more than \$13,500 for pediatric cancer research with the event as **Kevin Stallings** donated \$1 for every fan in attendance (2,278), while Pitt Athletics contributed \$5 for every single-game ticket purchased for the game.
- Members of the Oakland Zoo participated in a postgame shooting event to raise an additional \$10,000 provided by presenting sponsor UPMC Hillman Cancer Center. Fans made 50 free throws (\$25), 30 three-point field goals (\$200) and three halfcourt shots (\$500) to secure the additional funding.


STALLINGS NAMED TO COACHING FOR LITERACY COUNCIL

- Head coach **Kevin Stallings** was named to the Coaching for Literacy Coaches Council. Along with eight other coaches on the council, Stallings will work to advance literacy efforts in both the community and across the nation.
- The Coaching for Literacy (CFL) organization empowers coaches, their teams and fans to make a more literate America by participating in awareness efforts, volunteer work and fundraising activities. The organization is working to establish itself as America's leading literacy advocate and hopes that the nine NCAA basketball coaches on the CFL Coaches Council will help them achieve that goal.
- The coaches on the council will host CFL's Fight for Literacy games. The games are meant to empower coaches, teams and fans to join together to increase child reading levels through awareness, volunteering and fundraising efforts. During the last four years, there have been 75 Fight for Literacy Games that have raised over \$500,000 toward literacy initiatives throughout the country.
- Pitt will host Boston College in their Coaching for Literacy game Tuesday, Feb. 13 (7 p.m. - ESPNU).

PROMOTIONS & THEME DAYS

- Pitt's promotional scheduled is highlighted by special t-shirt giveaways at the Backyard Brawl (Dec. 9) and the annual Blackout game presented by Huckestein Mechanical Services coming this season against Duke (Jan. 10) as well as a retro jersey rally towel for a Jan. 27 contest against Syracuse. Pitt will also distribute schedule magnets to the first 2,500 in attendance at the home opener Monday, Nov. 13 against Montana.
- Highlighting the theme days this season will be Seats for Service Members (Nov. 25), Jr. Panthers Days (Nov. 25, Dec. 16, Jan. 13 and Feb. 11), Cheer and Dance Day (Feb. 24), Scout Day (Jan. 24) and Season Ticket Holder Days (Nov. 25, Dec. 16, Dec. 30, Jan. 13, Feb. 11, Feb. 24).

2017-18 PITT TV / RADIO ROSTER



0
Jared Wilson-Frame
 G/F • JR-TR • 6-5 • 220
 Hartford, Conn.



1
Parker Stewart
 G • FR-HS • 6-5 • 190
 Union City, Tenn.



2
Jonathan Milligan
 G • R-SR-2L • 6-2 • 170
 Orlando, Fla.



3
Malik Ellison
 G • JR-TR • 6-6 • 215
 Voorhees, N.J.



4
Ryan Luther
 F • SR-3L • 6-9 • 225
 Gibsonia, Pa.



5
Marcus Carr
 G • FR-HS • 6-1 • 185
 Toronto, Ontario, Canada



12
Joe Mascaro
 G • JR-HS • 5-10 • 170
 Pittsburgh, Pa.



13
Khameron Davis
 G • FR-HS • 6-4 • 195
 Denver, Colo.




15
Kene Chukwuka
 F/C • SO-TR • 6-9 • 215
 Stockholm, Sweden




21
Terrell Brown
 F/C • FR-HS • 6-10 • 240
 Providence, R.I.




22
Anthony Starzynski
 G • SO-HS • 6-3 • 180
 Pittsburgh, Pa.



23
Shamiel Stevenson
 G/F • FR-HS • 6-6 • 230
 Toronto, Ontario, Canada



24
Samson George
 F • FR-TR • 6-7 • 220
 Minna, Nigeria



33
Monty Boykins
 G • GR-TR • 6-5 • 195
 West Chester, Ohio



35
Zach Smith
 G • R-SR-2L • 6-3 • 200
 Smethport, Pa.



42
Peace Ilegomah
 C • FR-HS • 6-9 • 235
 Benin City, Nigeria



Kevin Stallings
 Head Coach



Dan Cage
 Assistant Coach



Sam Ferry
 Assistant Coach



Kevin Sutton
 Assistant Coach

2017-18 ROSTER

Alphabetical

NO	NAME	POS	HT	WT	CL-EXP	HOMETOWN (HIGH SCHOOL / PREVIOUS COLLEGE)
33	Monty Boykins	G	6-5	195	GR-TR	West Chester, Ohio (Lakota West / Lafayette)
21	Terrell Brown	F/C	6-10	240	FR-HS	Providence, R.I. (Tilton School [N.H.])
5	Marcus Carr	G	6-1	185	FR-HS	Toronto, Ontario, Canada (Montverde Academy [Fla.])
15	Kene Chukwuka	F/C	6-9	215	SO-TR	Stockholm, Sweden (Soderslatts Gymnasiet / New Mexico JC)
13	Khameron Davis	G	6-4	195	FR-HS	Denver, Colo. (Forest Trail Academy [N.C.])
3	Malik Ellison	G	6-6	215	*JR-TR	Voorhees, N.J. (Life Center Academy / St. John's)
24	Samson George	F	6-7	220	FR-TR	Minna, Nigeria (First Love Christian Academy [Pa.] / Iona)
42	Peace Ilegomah	C	6-9	235	FR-HS	Benin City, Nigeria (CBD Montverde [Fla.])
4	Ryan Luther	F	6-9	225	SR-3L	Gibsonia, Pa. (Hampton)
12	Joe Mascaro	G	5-10	170	JR-HS	Pittsburgh, Pa. (Bethel Park)
2	Jonathan Milligan	G	6-2	170	R-SR-2L	Orlando, Fla. (Mount Zion Academy / Kilgore College)
35	Zach Smith	G	6-3	200	R-SR-2L	Smethport, Pa. (Smethport / Pitt-Bradford)
22	Anthony Starzynski	G	6-3	180	SO-HS	Pittsburgh, Pa. (Baldwin)
23	Shamuel Stevenson	G/F	6-6	230	FR-HS	Toronto, Ontario, Canada (Hillcrest Prep [Ariz.])
1	Parker Stewart	G	6-5	190	FR-HS	Union City, Tenn. (Union City)
0	Jared Wilson-Frame	G/F	6-5	220	JR-TR	Hartford, Conn. (Windsor / Northwest Florida State)

Numerical

NO	NAME	POS	HT	WT	CL-EXP	HOMETOWN (HIGH SCHOOL / PREVIOUS COLLEGE)
0	Jared Wilson-Frame	G/F	6-5	220	JR-TR	Hartford, Conn. (Windsor / Northwest Florida State)
1	Parker Stewart	G	6-5	190	FR-HS	Union City, Tenn. (Union City)
2	Jonathan Milligan	G	6-2	170	R-SR-2L	Orlando, Fla. (Mount Zion Academy / Kilgore College)
3	Malik Ellison	G	6-6	215	*JR-TR	Voorhees, N.J. (Life Center Academy / St. John's)
4	Ryan Luther	F	6-9	225	SR-3L	Gibsonia, Pa. (Hampton)
5	Marcus Carr	G	6-1	185	FR-HS	Toronto, Ontario, Canada (Montverde Academy [Fla.])
12	Joe Mascaro	G	5-10	170	JR-HS	Pittsburgh, Pa. (Bethel Park)
13	Khameron Davis	G	6-4	195	FR-HS	Denver, Colo. (Forest Trail Academy [N.C.])
15	Kene Chukwuka	F/C	6-9	215	SO-TR	Stockholm, Sweden (Soderslatts Gymnasiet / New Mexico JC)
21	Terrell Brown	F/C	6-10	240	FR-HS	Providence, R.I. (Tilton School [N.H.])
22	Anthony Starzynski	G	6-3	180	SO-HS	Pittsburgh, Pa. (Baldwin)
23	Shamuel Stevenson	G/F	6-6	230	FR-HS	Toronto, Ontario, Canada (Hillcrest Prep [Ariz.])
24	Samson George	F	6-7	220	FR-TR	Minna, Nigeria (First Love Christian Academy [Pa.] / Iona)
33	Monty Boykins	G	6-5	195	GR-TR	West Chester, Ohio (Lakota West / Lafayette)
35	Zach Smith	G	6-3	200	R-SR-2L	Smethport, Pa. (Smethport / Pitt-Bradford)
42	Peace Ilegomah	C	6-9	235	FR-HS	Benin City, Nigeria (CBD Montverde [Fla.])

Pitt Staff

Head Coach: Kevin Stallings (Purdue, '82)
Assistant Coach: Dan Cage (Vanderbilt, '07)
Assistant Coach: Sam Ferry (Vanderbilt, '10)
Assistant Coach: Kevin Sutton (James Madison, '88)
Special Assistant to the Head Coach: Matt Woodley (Drake, '00)
Director of Basketball Operations: Jason Richards (Davidson, '08)
Graduate Manager: Chris Jones (Pittsburgh, '16)
Strength & Conditioning Coordinator: Garry Christopher (Baylor, '08)
Trainer: Tony Salesi (Pittsburgh, '80)

Pronunciations

KENE CHUKWUKA	Kenn-eh Chook-woo-ka
MALIK Ellison	Ma-LEEK
Peace ILEGOMAH	Ellie-go-mah
Joe MASCARO	Ma-scarrow
Anthony STARZYNSKI	Star-zin-ski
SHAMIEL Stevenson	Sha-meal

*will sit out the 2017-18 season due to NCAA transfer rules

2017-18 PITT BASKETBALL CHARTS

Overall Record: 8-5 (Home: 7-2; Road: 0-1; Neutral: 1-2)

ACC Record: 0-0 (Home: 0-0; Road: 0-0)

Date	Opponent	Result	Pitt High Scorer	Opponent High Scorer	Pitt High Rebounder	Opponent High Rebounder	Pitt High Assists	Att.
<u>Veterans Classic</u>								
N. 10	at Navy	L, 71-62	Wilson-Frame (20)	Dulin (18)	Stevenson (9)	Anderson (9)	Luther & Carr (4)	3,238
<u>LEGENDS CLASSIC</u>								
N. 13	MONTANA	L, 83-78 •	STEVENSON (19)	OGUINE (29)	LUTHER (11)	KRSLOVIC (9)	STEVENSON & CARR (3)	3,102
N. 15	UC-SANTA BARBARA	W, 70-62	WILSON-FRAME & MILLIGAN (14)	KING (22)	LUTHER (10)	CANTY (11)	MILLIGAN & BROWN (3)	2,685
N. 20	+ vs. Penn State	L, 85-54	Wilson-Frame (17)	Carr (16)	Luther (9)	Stevens (8)	Stevenson (3)	5,904
N. 21	+ vs. Oklahoma State	L, 73-67	Stevenson (16)	Carroll (29)	Luther (8)	Carroll & McGriff (9)	Carr (10)	5,081
N. 25	LEHIGH	W, 80-68	LUTHER (18)	KARNIK & LEUFROY (14)	LUTHER (10)	KARNIK (10)	CARR & CHUKWUKA (5)	3,317
N. 28	HIGH POINT	W, 71-63	CARR (19)	FOX (20)	LUTHER (8)	MUTTS & KAMGA (5)	LUTHER (5)	2,399
<u>City Game presented by GNC</u>								
D. 1	< vs. Duquesne	W, 76-64	Luther (16)	Lewis II (20)	Luther (9)	Williams Jr. & Taylor (8)	Carr (5)	10,118
D. 5	MOUNT ST. MARY'S	W, 82-78 •	CARR (23)	ROBINSON (24)	LUTHER (16)	CAREY (7)	LUTHER (3)	2,333
<u>BACKYARD BRAWL PRESENTED BY EOT CORPORATION</u>								
D. 9	[-/18] WEST VIRGINIA	L, 69-60	LUTHER (13)	CARTER (19)	LUTHER (12)	WEST (8)	CARR (4)	7,748
D. 16	MCNEESE STATE	W, 72-51	WILSON-FRAME (19)	HARVEY (17)	STEVENSON & PARKER (8)	WILSON (10)	CARR (6)	2,830
D. 19	DELAWARE STATE	W, 74-68	WILSON-FRAME & MILLIGAN (13)	WALLER (17)	STEVENSON (7)	OKOLUE (12)	THREE WITH (3)	2,372
D. 22	TOWSON	W, 63-59	STEWART (13)	MARTIN (20)	WILSON-FRAME (9)	GORHAM (8)	CARR (6)	3,126
D. 30	[-/15] MIAMI [FLA.] *							
J. 2	at Louisville *							
J. 6	at Virginia Tech *							
J. 10	DUKE *							
J. 13	GEORGIA TECH *							
J. 16	at Syracuse *							
J. 20	at Duke *							
J. 24	NC STATE *							
J. 27	SYRACUSE *							
J. 31	at Miami [Fla.] *							
F. 3	at North Carolina *							
F. 8	at Clemson *							
F. 11	LOUISVILLE *							
F. 13	BOSTON COLLEGE *							
F. 18	at Florida State *							
F. 21	WAKE FOREST *							
F. 24	VIRGINIA *							
F. 28	at Notre Dame *							

ACC Tournament presented by New York Life

M. 6-10 + TBD

Home games in **BOLDFACE CAPS**

* - indicates Atlantic Coast Conference game

[] - denotes Pitt/opponent AP ranking at time of game

+ Barclays Center - Brooklyn, N.Y.

< PPG Paints Arena - Pittsburgh, Pa.

^ Barclays Center - Brooklyn, N.Y. - New York Life ACC Tournament

All game times are Eastern Time Zone

• Overtimes

► 2017-18 ATTENDANCE FIGURES

Site	Games	Total	Average
Home	9	29,912	3,324
Away	1	3,238	3,238
Neutral	3	21,103	7,034
Totals	13	54,253	4,173

► PITT BY THE NUMBERS

Seasons of Men's Basketball	111th
Total Games	2,739
All-time record	1,607-1,132
All-time ACC record (regular season only)	32-40 (5th season)
NCAA Tournament Appearances	26 (last in 2016)
NIT Appearances	9 (last in 2015)
20+ Win Seasons	22 (last in 2016)
30+ Win Seasons	2 (last in 2004)
Overtime Games	105 (57-48)
Pitt 100-Point Games	43 (43-0)
Consecutive games holding opponents under .500 shooting	9
Consecutive games holding opponents under 100 points	26
Consecutive games scoring at least 70 points	0

TEAM HIGHS/LOWS

		PITT	OPPONENT
Points 1st Half	High Low	44 vs. Delaware State (12/19/17) 21 vs. Penn State (11/20/17)	47 by Penn State (11/20/17) 19 by McNeese State (12/16/17)
Points 2nd Half	High Low	48, 2x; last vs. McNeese State (12/16/17) 24 at Navy (11/10/17)	49 by Mount St. Mary's (12/5/17) 24 by UC Santa Barbara (11/15/17)
Total Points	High Low	82 vs. Mount St. Mary's (12/5/17) 54 vs. Penn State (11/20/17)	85 by Penn State (11/20/17) 51 by McNeese State (12/16/17)
FG Made	High Low	30, vs. Duquesne (12/1/17) 16 vs. West Virginia (12/9/17)	34 by Penn State (11/20/17) 17 by McNeese State (12/16/17)
FG Attempted	High Low	63 vs. McNeese State (12/16/17) 40 vs. High Point (11/28/17)	70 by McNeese State (12/16/17) 55 by Navy (11/10/17)
FG Percentage	High Low	.550 [22-of-40] vs. High Point (11/28/17) .310 [18-of-58] vs. (11/20/17)	.576 [34-of-59] vs. Penn State (11/20/17) .243 [17-of-70] by McNeese State (12/16/17)
3-Pt. FG Made	High Low	14 vs. McNeese State (12/16/17) 4 vs. Oklahoma State (11/21/17)	13 by Mount St. Mary's (12/5/17) 1 by Towson (12/22/17)
3-Pt. FG Att.	High Low	35 vs. Delaware State (12/19/17) 15 vs. Montana (11/13/17)	30 by UC Santa Barbara (11/15/17) 11 by High Point (11/28/17)
3-Pt. FG Pct.	High Low	.424 [14-of-33] vs. McNeese State (12/16/17) .200 [4-of-20] vs. Oklahoma State (11/21/17)	.481 [13-of-27] by Mount St. Mary's (12/5/17) .067 [1-of-15] by Towson (12/22/17)
FT Made	High Low	23 vs. Mount St. Mary's (12/5/17) 2 vs. McNeese State (12/16/17)	16, 2x; last by Oklahoma State (11/21/17) 5 by West Virginia (12/9/17)
FT Attempted	High Low	34 vs. Mount St. Mary's (12/5/17) 5 vs. McNeese State (12/16/17)	25 by Montana (11/13/17) 9 by West Virginia (12/9/17)
FT Percentage	High Low	.864 [19-of-22] vs. High Point (11/28/17) .400 [2-of-5] vs. McNeese State (12/16/17)	.842 [16-of-19] by Oklahoma State (11/21/17) .455 [10-of-22] by UC Santa Barbara (11/15/17)
Off. Rebounds	High Low	15 vs. Towson (12/22/17) 3 vs. Lehigh (11/25/17)	21 by McNeese State (12/16/17) 4 by Lehigh (11/25/17)
Def. Rebounds	High Low	37 vs. McNeese State (12/16/17) 19 vs. Delaware State (12/19/17)	32 by Penn State (11/20/17) 14 by High Point (11/28/17)
Total Rebounds	High Low	48 vs. Towson (12/22/17) 27 vs. Delaware State (12/19/17)	47 by McNeese State (12/16/17) 27 by Mount St. Mary's (12/5/17)
Assists	High Low	21 vs. Lehigh (11/25/17) 11, 2x; last vs. West Virginia (12/9/17)	20 by Navy (11/10/17) 4 by Towson (12/22/17)
Blocked Shots	High Low	7, 2x; last vs. Delaware State (12/19/17) 0 vs. Penn State (11/20/17)	6, 2x; last by Towson (12/22/17) 0 by Navy (11/10/17)
Steals	High Low	9 vs. Delaware State (12/19/17) 1 vs. UC Santa Barbara (11/15/17)	11 by High Point (11/28/17) 3 by Lehigh (11/25/17)
Turnovers	High Low	22 vs. High Point (11/28/17) 8 vs. Duquesne (12/1/17)	16, 2x; last by Delaware State (12/19/17) 8, 2x; last by McNeese State (12/16/17)
Personal Fouls	High Low	22, 2x; last vs. Oklahoma State (11/21/17) 13 vs. Duquesne (12/1/17)	25 by West Virginia (12/9/17) 9 by McNeese State (12/16/17)

Individual Game Highs

	PITT	OPPONENT
Points	23, Marcus Carr vs. Mount St. Mary's (12/5/17)	29, 2x; last Jeffrey Carroll, Oklahoma State (11/21/17)
FG Made	8, 3x; last Shamiel Stevenson vs. Oklahoma State (11/21/17)	10, 2x; last Jeffrey Carroll, Oklahoma State (11/21/17)
FG Attempted	19, Jared Wilson-Frame vs. Penn State (11/20/17)	22, Michael Oguine, Montana (11/13/17)
3-Pt. FG Made	5, 2x; last Jared Wilson-Frame vs. McNeese State (12/16/17)	5, 3x; last Kavon Waller, Delaware State (12/19/17)
3-Pt. FG Attempted	12, Jared Wilson-Frame vs. Penn State (11/20/17)	12, Mike Lewis II, Duquesne (12/1/17)
FT Made	8, 2x; last Marcus Carr vs. High Point (11/28/17)	7, 2x; last Jeffrey Carroll, Oklahoma State (11/21/17)
FT Attempted	10, Shamiel Stevenson vs. Mount St. Mary's (12/5/17)	12, Michael Oguine, Montana (11/13/17)
Rebounds	16, Ryan Luther vs. Mount St. Mary's (12/5/17)	12, Simon Okolue, Delaware State (12/19/17)
Offensive Rebounds	8, Ryan Luther vs. Mount St. Mary's (12/5/17)	6, 2x; last Jeffrey Carroll, Oklahoma State (11/21/17)
Defensive Rebounds	9, Shamiel Stevenson vs. Mount St. Mary's (12/5/17)	9, Simon Okolue, Delaware State (12/19/17)
Assists	10, Marcus Carr vs. Oklahoma State (11/21/17)	9, 2x; last Jevon Carter, West Virginia (12/9/17)
Turnovers	7, Marcus Carr vs. Towson (12/22/17)	5, Pinky Wiley, Delaware State (12/19/17)
Blocked Shots	3, 4x; last Peace Ilegomah vs. Towson (12/22/17)	3, 3x; last Tydus Verhoeven, Duquesne (12/1/17)
Steals	3, 4x; last Khameron Davis & Parker Stewart vs. Delaware State (12/19/17)	5, Justyn Mutts, High Point (11/28/17)
Minutes	39, Jared Wilson-Frame vs. Montana (11/13/17)	44, 2x; last Michael Oguine & Ahmaad Rorie, Montana (11/13/17)

PITT PLAYER SEASON / CAREER HIGHS

2017-18	CAREER	2017-18	CAREER
0 - Jared Wilson-Frame		15 - Kene Chukwuka	
Pts 20 at Navy (11/10/17)	same	Pts 9 vs. Duquesne (12/1/17)	same
Rebs 9 vs. Towson (12/22/17)	same	Rebs 6 vs. Oklahoma State (11/21/17)	same
Asts 2, 4x; last vs. West Virginia (12/9/17)	same	Asts 5 vs. Lehigh (11/25/17)	same
Blks 1, 4x; last vs. High Point (11/28/17)	same	Blks 2 vs. Mount St. Mary's (12/5/17)	same
Stls 2, 2x; last vs. Oklahoma State (11/21/17)	same	Stls 1, 2x; last vs. Mount St. Mary's (12/5/17)	same
Mins 39 vs. Montana (11/13/17)	same	Mins 27 vs. Lehigh (11/25/17)	same
1 - Parker Stewart		21 - Terrell Brown	
Pts 14 vs. Duquesne (12/1/17)	same	Pts 12 vs. Towson (12/22/17)	same
Rebs 8 vs. McNeese State (12/16/17)	same	Rebs 7, 2x; last vs. Towson (12/22/17)	same
Asts 2, 3x; last vs. Delaware State (12/19/17)	same	Asts 4 vs. McNeese State (12/16/17)	same
Blks 1 vs. Towson (12/22/17)	-	Blks 3 vs. Delaware State (12/19/17)	same
Stls 3 vs. Delaware State (12/19/17)	same	Stls 1 vs. Delaware State (12/19/17)	same
Mins 32 vs. Towson (12/22/17)	same	Mins 24, 2x; last vs. Towson (12/22/17)	same
2 - Jonathan Milligan		22 - Anthony Starzynski	
Pts 16 vs. Lehigh (11/25/17)	same	Pts -	-
Rebs 3 vs. West Virginia (12/9/17)	same	Rebs -	-
Asts 3, 4x; last vs. Towson (12/22/17)	same	Asts -	-
Blks 1 vs. High Point (11/28/17)	1, 2x; last vs. High Point (11/28/17)	Blks -	-
Stls 2 vs. Towson (12/22/17)	same	Stls -	-
Mins 34 vs. High Point (11/28/17)	same	Mins 1, 2x; last vs. McNeese State (12/16/17)	same
4 - Ryan Luther		23 - Shamiel Stevenson	
Pts 18, 2x; last vs. Lehigh (11/25/17)	20 vs. Rice (12/17/16)	Pts 19 vs. Montana (11/13/17)	same
Rebs 16 vs. Mount St. Mary's (12/5/17)	same	Rebs 9, 2x; last vs. Mount St. Mary's (12/5/17)	same
Asts 5 vs. High Point (11/28/17)	same	Asts 3, 3x; last vs. Delaware State (12/19/17)	same
Blks 3 vs. High Point (11/28/17)	3, 3x; last vs. High Point (11/28/15)	Blks 1, 6x; last vs. Delaware State (12/19/17)	same
Stls 3, 2x; last vs. Duquesne (12/1/17)	same	Stls 2 vs. Mount St. Mary's (12/5/17)	same
Mins 36 at Navy (11/10/17)	same	Mins 38 vs. West Virginia (12/9/17)	same
5 - Marcus Carr		24 - Samson George	
Pts 23 vs. Mount St. Mary's (12/5/17)	same	Pts 4 vs. McNeese State (12/16/17)	same
Rebs 8 vs. Towson (12/22/17)	same	Rebs 2, 2x; last vs. Delaware State (12/19/17)	same
Asts 10 vs. Oklahoma State (11/21/17)	same	Asts 1 vs. Delaware State (12/19/17)	same
Blks 1, 3x; last vs. Delaware State (12/19/17)	same	Blks -	-
Stls 2 vs. Oklahoma State (11/21/17)	same	Stls -	-
Mins 38 vs. Mount St. Mary's (12/5/17)	same	Mins 6 vs. Penn State (11/20/17)	same
12 - Joe Mascaro		33 - Monty Boykins	
Pts -	-	Pts 5 vs. Delaware State (12/19/17)	19 at Sacred Heart (12/12/15)
Rebs -	-	Rebs 2, 2x; last vs. Delaware State (12/19/17)	9 vs. Colgate (2/27/16)
Asts 1 vs. McNeese State (12/16/17)	same	Asts 2 vs. Delaware State (12/19/17)	5 at Loyola [Md.] (1/30/16)
Blks -	-	Blks -	1, 7x; last vs. Fairleigh Dickenson (12/9/15)
Stls -	-	Stls 1 vs. Penn State (11/20/17)	2, 6x; last at Navy (3/1/16)
Mins 1, 2x; last vs. McNeese State (12/16/17)	same	Mins 10 vs. Penn State (11/20/17)	33, 3x; last vs. Fairleigh Dickenson (12/9/15)
13 - Khameron Davis		*began college career at Lafayette (2013-17)	
Pts 12 vs. Mount St. Mary's (12/5/17)	same	35 - Zach Smith	
Rebs 5, 2x; last vs. West Virginia (12/9/17)	same	Pts -	-
Asts 4 vs. Oklahoma State (11/21/17)	same	Rebs 1 vs. McNeese State (12/16/17)	2 vs. Louisville (1/24/17)
Blks 1, 6x; last vs. Towson (12/22/17)	same	Asts -	-
Stls 3 vs. Delaware State (12/19/17)	same	Blks -	-
Mins 32 vs. West Virginia (12/9/17)	same	Stls -	-
		Mins 2 vs. McNeese State (12/16/17)	6 vs. Louisville (1/24/17)
		42 - Peace Ilegomah	
		Pts 3 vs. McNeese State (12/16/17)	same
		Rebs 4 vs. Penn State (11/20/17)	same
		Asts 1 vs. McNeese State (12/16/17)	same
		Blks 3, 2x; last vs. Towson (12/22/17)	same
		Stls 1 vs. High Point (11/28/17)	same
		Mins 16 vs. McNeese State (12/16/17)	same

THE LAST TIME IT HAPPENED ...

► TEAM

Pitt Was Ranked (AP Poll)

No. 1	Feb. 23, 2009
Top 5 (2-5)	No. 4 on March 14, 2011
Top 10 (6-10)	No. 6 on Dec. 27, 2010
Top 25 (11-25)	No. 20 on Jan. 11, 2016

Pitt Played a Ranked Opponent (AP Poll)

No. 1	vs. Syracuse on Feb. 12, 2014
Top 5	vs. No. 2 Virginia on Feb. 16, 2015
Top 10	vs. No. 8 North Carolina on Feb. 25, 2017
Top 25	vs. No. 18 West Virginia on Dec. 9, 2017

Pitt Defeated a Ranked Opponent (AP Poll)

No. 1	vs. Connecticut (70-60) on March 7, 2009
Top 5	vs. No. 3 Syracuse (74-66) on Jan. 17, 2011
Top 10	vs. No. 8 Notre Dame (76-72) on Jan. 31, 2015
Top 25	vs. No. 17 Florida State (80-66) on Feb. 18, 2017

Pitt Lost To a Ranked Opponent (AP Poll)

No. 1	vs. Syracuse (58-56) on Feb. 12, 2014
Top 5	vs. No. 2 Virginia (61-49) on Feb. 16, 2015
Top 10	vs. No. 8 North Carolina (85-67) on Feb. 25, 2017
Top 25	vs. No. 18 West Virginia (69-60) on Dec. 9, 2017

Pitt Faced No. 1 (AP Poll)

Home	vs. Syracuse (L, 58-56) on Feb. 12, 2014
Road	at Syracuse (L, 71-63) on Jan. 16, 2012
Neutral	vs. Florida (L, 61-45) on March 22, 2014

100 Points by a Team

By Pitt	112, vs. Marshall (12/28/16)
By Opponent	106, Louisville (1/24/17)

40+ Point Win

By Pitt	53 [100-43], vs. Central Arkansas (12/6/15)
By Opponent	55 [106-51], vs. Louisville (1/24/17)

30-39 Point Win

By Pitt	34 [92-58], vs. Maryland Eastern Shore (1/2/16)
By Opponent	31 [85-54], vs. Penn State (11/20/17)

20-29 Point Win

By Pitt	21 [72-51], vs. McNeese State (12/16/17)
By Opponent	25 [67-42], at Virginia (3/4/17)

Overtime Game

Pitt Win	82-78, vs. Mount St. Mary's (12/5/17)
Pitt Loss	83-78, vs. Montana (11/13/17)

Double Overtime Game

Pitt Win	93-90, vs. Eastern Michigan (11/11/16)
Pitt Loss	95-89, vs. Oklahoma State (12/21/06)

Triple Overtime Game

Pitt Win	98-95, vs. West Virginia (2/12/10)
Pitt Loss	74-73, at George Washington (1/10/76)

Won The Game In The Final Seconds

By Pitt	Ashton Gibbs three-point field goal at the buzzer gave Pitt a 73-71 win over Providence March 4, 2010
By Opponent	Steve Vasturia three-point field goal with 2.5 seconds remaining gave Notre Dame a 78-77 win Dec. 31, 2016.

Five or More Players in Double-Digit Scoring

By Pitt	5, vs. UC Santa Barbara (11/15/17)
By Opponent	5, Penn State (11/20/17)

Made 40-49 Field Goals

By Pitt	41, vs. Maryland-Eastern Shore (12/18/10)
By Opponent	41, UCLA (2/2/91)

Made Fewer Than 20 Field Goals

By Pitt	16 vs. West Virginia (12/9/17)
By Opponent	17 by McNeese State (12/16/17)

Had 70-79 Field Goal Attempts

By Pitt	72, vs. Notre Dame (12/31/16)
By Opponent	70, McNeese State (12/16/17)

Had 80-89 Field Goal Attempts

By Pitt	83, vs. Wake Forest (2/16/16)
By Opponent	89, Villanova (3/4/98)

Had 90-99 Field Goal Attempts

By Pitt	92, vs. Houston Baptist (11/9/07)
By Opponent	95, West Virginia (1/18/67)

Had Fewer Than 35 Field Goal Attempts

By Pitt	35, vs. Cincinnati (12/17/13)
By Opponent	34, Notre Dame (3/11/10)

Shot Over 60 Percent From The Field

By Pitt	.644 [29-of-45], vs. Rice (12/17/15)
By Opponent	.652 [30-of-46], Louisville (1/25/15)

Shot Over 70 Percent From The Field

By Pitt	.717 [33-of-46], at DePaul (3/9/13)
By Opponent	.700 [42-of-60], Syracuse (2/4/89)

Shot Less Than 30 Percent From The Field

By Pitt	.255 [13-of-51], vs. Louisville (1/24/17)
By Opponent	.243 [17-of-70], McNeese State (12/16/17)

Made 10+ Three-Point Field Goals

By Pitt	13, vs. Delaware State (12/19/17)
By Opponent	10, West Virginia (12/9/17)

Made 15+ Three-Point Field Goals

By Pitt	16, vs. Notre Dame (1/29/97)
By Opponent	17, Lafayette (1/2/08)

Made 0 Three-Point Field Goals

By Pitt	at Georgia Tech (3/5/16)
By Opponent	Louisville (2/11/15)

Had 30+ Three-Point Field Goal Attempts

By Pitt	35, vs. Delaware State (12/19/17)
By Opponent	30, UC Santa Barbara (11/15/17)

Shot Over 60 Percent From The Three-Point Line

By Pitt	.619 [13-of-21], vs. Virginia (1/4/17)
By Opponent	.632 [12-of-19], Syracuse (3/14/13)

Shot Over 70 Percent From The Three-Point Line

By Pitt	.727 [8-of-11], vs. Connecticut (3/10/11)
By Opponent	.700 [7-of-10], Georgetown (1/20/10)

Shot Over 80 Percent From The Three-Point Line

By Pitt	.833 [5-of-6], vs. Providence (2/11/90)
By Opponent	-

Shot Less Than 20 Percent From Three-Point Line

By Pitt	.200 [4-of-20] vs. Oklahoma State (11/21/17)
By Opponent	.067 [1-of-15], Towson (12/22/17)

Made 30-39 Free Throws

By Pitt	35, vs. Eastern Michigan (11/11/16)
By Opponent	33, Wichita State (3/21/13)

Made 40+ Free Throws

By Pitt	42, vs. Oklahoma (1/15/89)
By Opponent	42, St. John's (3/9/95)

Made 5 Or Fewer Free Throws

By Pitt	2, vs. McNeese State (12/16/17)
By Opponent	5, West Virginia (12/9/17)

Had 40-49 Free Throw Attempts

By Pitt	45, vs. Eastern Michigan (11/11/16)
By Opponent	41, Wichita State (3/21/13)

Had 50+ Free Throw Attempts

By Pitt	50, vs. Seton Hall (2/8/97)
By Opponent	-

Shot Over 90 Percent From The Foul Line

By Pitt	1.000 [8-of-8], at Virginia (3/4/17)
By Opponent	1.000 [2-of-2] Virginia (3/4/17)

Shot 100 Percent From The Foul Line

By Pitt	8-of-8, at Virginia (3/4/17)
By Opponent	2-of-2, Virginia (3/4/17)

Had 50-59 Rebounds

By Pitt	50, vs. Gardner-Webb (11/14/16)
By Opponent	51, Rutgers (1/11/12)

Had 60+ Rebounds

By Pitt	60, vs. VMI (12/6/11)
By Opponent	74, West Virginia (2/12/64)

Five Players Fouled Out

By Pitt	vs. Villanova (2/7/86)
By Opponent	Seton Hall (2/9/85)

Had 20-29 Assists

By Pitt	21, vs. Lehigh (11/25/17)
By Opponent	20, Navy (11/10/17)

Had 30+ Assists

By Pitt	30, vs. Virginia Tech (1/31/16)
By Opponent	31, UCLA (2/2/91)

Had 10+ Blocked Shots

By Pitt	11, vs. Saint Joseph's College (11/17/15)
By Opponent	10, San Diego State (11/25/14)

Had 15+ Steals

By Pitt	16, vs. Duquesne (12/3/08)
By Opponent	16, Boston College (3/10/01)

Had 20+ Turnovers

By Pitt	21, vs. Towson (12/22/17)
By Opponent	20, Virginia Tech (1/31/16)

Had 30+ Turnovers

By Pitt	30, at Navy (11/26/99)
By Opponent	31, Carnegie Mellon (12/16/96)

Committed 10 Or Fewer Turnovers

By Pitt	8, vs. Duquesne (12/11/17)
By Opponent	8, McNeese State (12/16/17)

THE LAST TIME IT HAPPENED ...

► INDIVIDUAL

30-39 Points by a Player

By Pitt 30, Jamel Artis vs. Marshall (12/28/16)
30, Michael Young vs. Marshall (12/28/16)
By Opp. 31, Anthony Barber, NC State (1/19/16)

40+ Points by a Player

By Pitt 43, Jamel Artis at Louisville (1/11/17)
By Opp. 41, T.J. Warren, NC State (3/3/14)

Two Players Scored 30 or More Points

By Pitt Jamel Artis (30) and Michael Young (30)
vs. Marshall (12/28/16)
By Opp. Kenny Anderson (32) and Dennis Scott (30),
Georgia Tech (12/28/89)

Two Players Scored 20 or More Points

By Pitt Jamel Artis (25) and Michael Young (25)
vs. Notre Dame (12/31/16)
By Opp. Andrew White (20) and John Gillon (20),
Syracuse (2/11/17)

Three Players Scored 20 or More Points

By Pitt Jamel Artis (30), Michael Young (30)
and Sheldon Jeter (21) vs. Marshall (12/28/16)
By Opp. CJ Burks (25), Stevie Browning (22) and
Ryan Taylor (22), Marshall (12/28/16)

10+ Field Goals Made by a Player

By Pitt 12, Sheldon Jeter vs. Florida State (2/18/17)
By Opp. 10, Jeffrey Carroll, Oklahoma State (11/21/17)

15+ Field Goals Made by a Player

By Pitt 15, Jamel Artis at Louisville (1/11/17)
By Opp. 16, T.J. Warren, NC State (3/3/14)

20-29 Field Goal Attempts by a Player

By Pitt 22, Jamel Artis at Louisville (1/11/17)
By Opp. 21, Junior Robinson, Mount St. Mary's (12/5/17)

Player Shot 1.000 With 5+ Field Goal Attempts

By Pitt 5-of-5, Khameron Davis vs. Mount St. Mary's (12/5/17)
By Opp. 6-of-6, Mike Watkins, Penn State (11/20/17)

Player Shot .800 With 10+ Field Goal Attempts

By Pitt 12-of-14 [.857], Sheldon Jeter vs. Florida State (2/18/17)
By Opp. 13-fo-14 [.933] Stephen Thompson, Syracuse (2/4/89)

Player Shot .900 With 10+ Field Goal Attempts

By Pitt 9-of-10 [.900], Talib Zanna at Clemson (1/21/14)
By Opp. 13-fo-14 [.933] Stephen Thompson, Syracuse (2/4/89)

5+ 3pt Field Goals Made by a Player

By Pitt 5, Jared Wilson-Frame vs. McNeese State (12/16/17)
By Opp. 5, Kavon Waller, Delaware State (12/19/17)

10+ 3pt Field Goal Attempts by a Player

By Pitt 11, Jared Wilson-Frame vs. Towson (12/22/17)
By Opp. 10, James Harvey, McNeese State (12/16/17)

Player Shot .800 With 5+ 3pt Field Goal Attempts

By Pitt .800 [4-of-5], Sheldon Jeter vs. Florida State (2/18/17)
By Opp. 1.000 [5-of-5], Seth Allen, Virginia Tech (1/31/16)

10+ Free Throws Made by a Player

By Pitt 10, Michael Young vs. Marshall (12/28/16)
By Opp. 11, Jon Elmore, Marshall (12/28/16)

15+ Free Throws Made by a Player

By Pitt 15, Chevon Troutman at Syracuse (2/14/05)
By Opp. 16, Michael Sweetney, Georgetown (1/19/02)

10+ Free Throws Attempted by a Player

By Pitt 10, Shamiel Stevenson vs. Mount St. Mary's (12/5/17)
By Opp. 12, Michael Oguine, Montana (11/13/17)

15+ Free Throws Attempted by a Player

By Pitt 15, Jamel Artis vs. Marshall (12/28/16)
By Opp. 20, Ovie Soko, Duquesne (11/30/13)

Player Shot 1.000 With 10+ Free Throw Attempts

By Pitt 12-of-12, Tray Woodall vs. Villanova (2/5/12)
By Opp. 14-of-14, Anthony Barber, NC State (1/19/16)

10+ Rebounds by a Player

By Pitt 12, Ryan Luther, vs. West Virginia (12/9/17)
By Opp. 12, Simon Okolue, Delaware State (12/19/17)

15+ Rebounds by a Player

By Pitt 16, Ryan Luther vs. Mount St. Mary's (12/5/17)
By Opp. 15, Ben Lammers, Georgia Tech (3/7/17)

20+ Rebounds by a Player

By Pitt 21, Derek Randall vs. Chaminade (11/24/14)
By Opp. 21, Mike Davis, Maryland (2/15/77)

Two Players with 10 or More Rebounds

By Pitt Cameron Johnson (11), Michael Young (10)
and Sheldon Jeter (10) vs. Virginia Tech (2/14/17)
By Opp. Nick Jacobs (12) and Charles Mitchell (11)
Georgia Tech (3/5/16)

5+ Offensive Rebounds by a Player

By Pitt 8, Ryan Luther, vs. Mount St. Mary's (12/5/17)
By Opp. 5, Eric Williams, Jr., Duquesne (12/1/17)

10+ Defensive Rebounds by a Player

By Pitt 10, Cameron Johnson vs. Virginia Tech (2/14/17)
By Opp. 12, Mike Watkins, Penn State (12/10/16)

10+ Assists by a Player

By Pitt 10, Marcus Carr vs. Oklahoma State (11/21/17)
By Opp. 11, John Gillon, Syracuse (1/7/17)

5+ Blocked Shots by a Player

By Pitt 5, Sheldon Jeter vs. Penn State (12/10/16)
By Opp. 5, Amile Jefferson (2/4/17)

5+ Steals by a Player

By Pitt 5, Lamar Patterson vs. Duquesne (11/30/14)
By Opp. 5, Justyn Mutts, High Point (11/28/17)

Double-Double by a Player*

By Pitt 13/12, Ryan Luther vs. West Virginia (12/9/17)
By Opp. 12/12, Simon Okolue, Delaware State (12/19/17)

20 - 20 Games (Points - Rebounds)

By Pitt 20/20, DeJuan Blair at Connecticut (2/16/09)
By Opp. 42/20, Bruce King, Iowa (12/30/76)

Triple-Double by a Player^

By Pitt 23/12/11, Ricardo Greer vs. Villanova (3/4/98)
By Opp. 14/10/11, Mike Griffin, Syracuse (2/27/01)

*Double-doubles are points and rebounds unless otherwise indicated

^Triple-doubles are points, rebounds, and assists

PITT MISCELLANEOUS STATISTICS

Games as Leading Scorer

Jared Wilson-Frame	5
Ryan Luther	3
Shamiel Stevenson	2
Marcus Carr	2
Jonathan Milligan	2
Parker Stewart	1

Games as Leading Rebounder

Ryan Luther	9
Shamiel Stevenson	3
Jared Wilson-Frame	1
Parker Stewart	1

Games Leading in Assists

Marcus Carr	9
Ryan Luther	3
Shamiel Stevenson	3
Jonathan Milligan	2
Kene Chukwuka	1
Terrell Brown	1

Double-Figure Scoring Games

Jared Wilson-Frame	10
Ryan Luther	8
Marcus Carr	7
Shamiel Stevenson	6
Jonathan Milligan	4
Parker Stewart	4
Khameron Davis	2
Terrell Brown	1

Double-Figure Rebounding Games

Ryan Luther	5
-------------	---

Double-Figure Assist Games

Marcus Carr	1
-------------	---

Double-Doubles

Ryan Luther	4
Marcus Carr	1

20+ Point Games

Jared Wilson-Frame	1
Marcus Carr	1

Dunks

Opponent	26
Pitt	25

Shamiel Stevenson	10
Terrell Brown	5
Ryan Luther	4
Jared Wilson-Frame	4
Khameron Davis	2

Charges Drawn

Opponent	15
Pitt	8

Jonathan Milligan	3
Jared Wilson-Frame	1
Marcus Carr	1
Kene Chukwuka	1
Khameron Davis	1
Parker Stewart	1

Three-Point Plays

Opponent	7
Pitt	11

Marcus Carr	3
Shamiel Stevenson	2
Terrell Brown	2
Jared Wilson-Frame	2
Ryan Luther	1
Jonathan Milligan	1

Four-Point Plays

Opponent	0
Pitt	1

Khameron Davis	1
----------------	---

Jump Balls Controlled

Opponent	2
Pitt	13

Ryan Luther	7
Terrell Brown	5
Peace Ilegomah	1

Technical Fouls

Opponent	1
Pitt	4

Bench	2
Monty Boykins	1
Jared Wilson-Frame	1

Pitt's First Substitution

Kene Chukwuka	6
Shamiel Stevenson	5
Parker Stewart	4
Marcus Carr	3
Khameron Davis	3
Terrell Brown	1
Peace Ilegomah	1

Largest Halftime Lead

22 [44-22] vs. Delaware State (12/19/17)

Largest Halftime Deficit

26 [47-21] vs. Penn State (11/20/17)

Largest Halftime Deficit Overcome to Win

6 [38-32] vs. UC Santa Barbara (11/15/17)

Largest Deficit Overcome to Win

10 [37-27] vs. UC Santa Barbara (11/15/17)

Largest Pitt Lead

27 [37-10] vs. Delaware State (12/19/17)

Largest Pitt Deficit

42 [79-37] vs. Penn State (11/20/17)

Largest Pitt Win

21 [72-51] vs. McNeese State (12/16/17)

Largest Pitt Defeat

31 [85-54] vs. Penn State (11/20/17)

Most Consecutive Points Scored

12, vs. High Point (11/28/17)
12, vs. Delaware State (12/19/17)

Most Consecutive Points Allowed

17, vs. Penn State (11/20/17)

Longest Winning Streak

4, Nov. 25-Dec. 5

Longest Losing Streak

2, Nov. 10-13 & Nov. 20-21

Largest Home Crowd

7,748 vs. West Virginia (12/9/17)

Largest Road Crowd

3,238 at Navy (11/10/17)

Largest Neutral Crowd

10,118 [PPG Paints Arena] vs. Duquesne (12/1/17)

► PITT'S 2017-18 RECORD WHEN ...

Plays at home	7-2
Plays on the road	0-1
Plays at neutral site	1-2
Record vs. the ACC (regular season)	0-0
Record against non-conference	8-5
Wins the game before	5-2
Loses the game before	3-2
Leads at half	6-0
Trails at half	2-5
Tied at half	0-0
Plays an overtime game	0-0
Shoots 50% or better	3-1
Shoots less than 50%	5-4
Opp. shoots 50% or less	8-4
Shoots better than opp.	8-1
Shoots worse than opp.	0-4
Has more FTs made than opp.	5-3
Has equal FTs made	0-0
Has less FTs made than opp.	3-2
Outrebounds opp.	4-1
Is outrebounded	3-4
Has equal rebounds	1-0
Has more TOs than opp.	6-5
Has equal or less TOs than opp.	2-0
Scores more/equal bench pts.	7-2
Scores less bench pts.	1-3
Plays a ranked opp. (AP)	0-1
Makes 5+ 3-Pt. shots	8-4
No Pitt player fouls out	8-2
1+ Pitt player fouls out	0-3
Has 20+ assists	1-0
Wears white uniforms	6-2
Wears gold uniforms	1-1
Wear retro blue uniforms	0-0
Wears navy blue uniforms	1-2
Wears black uniforms	0-0
Plays in tournaments	1-3
Plays on television	0-3
Plays in November	3-4
Plays in December	5-1
Plays in January	0-0
Plays in February	0-0
Plays in March	0-0
Plays during the day	2-1
Plays at night	6-4
Plays on Sunday	0-0
Plays on Monday	0-2
Plays on Tuesday	3-1
Plays on Wednesday	1-0
Plays on Thursday	0-0
Plays on Friday	2-1
Plays on Saturday	2-1
Margin is 5 pts. or less	2-1
Margin is 10 pts. or less	3-3
Margin is between 11-20	2-0
Margin is more than 20	1-1
Has a 20-pt. scorer	1-1
Has a 30-pt. scorer	0-0
Scores 59 points or less	0-1
Scores 60+ points	8-4
Scores 70+ points	7-1
Scores 80+ points	2-0
Scores 90+ points	0-0
Scores 100+ points	0-0

► BY STARTING LINEUP

Carr, Milligan, Wilson-Frame, Luther, Chukwuka	2-1
Carr, Davis, Wilson-Frame, Stevenson, Brown	2-0
Milligan, Carr, Wilson-Frame, Stevenson, Luther	2-0
Milligan, Wilson-Frame, Stevenson, Luther, Brown	1-0
Carr, Davis, Stewart, Wilson-Frame, Ilegomah	1-0
Milligan, Stewart, Wilson-Frame, Stevenson, Luther	0-1
Carr, Davis, Wilson-Frame, Luther, Brown	0-1
Milligan, Davis, Wilson-Frame, Luther, Brown	0-1
Carr, Davis, Wilson-Frame, Stevenson, Luther	0-1

PITT BASKETBALL IN THE POLLS

The Pitt basketball program has held a prominent spot in the national basketball scene for the past 16 seasons. The final national rankings are just one area to measure the Panthers success in that span. Pitt has finished in the Associated Press top 25 in eight of the past 16 seasons, including three times concluded the year ranked in the top 10 in the nation.

- Pitt has been ranked in the top 25 of the AP Poll at some point in 14 of the past 16 seasons.
- Pitt concluded the 2008-09 and 2010-11 season ranked No. 4 in the AP Poll.
- Pitt claimed its first No. 1 ranking in the AP Poll during the 2008-09 season.
- The Panthers have been ranked in the AP top 25 a total of 260 weeks.
- Pitt has been ranked in the top 10 of the AP Poll 117 times.
- The Panthers spent the entire 2008-09 season ranked in the top 10 of the AP Poll including 17 weeks in the top 5 and three weeks ranked No. 1 overall.

AP POLL RECORDS

▶ ALL-TIME RECORD - RANKED

Rk	W-L	Pct.
1	3-2	.600
2	11-6	.647
3	24-4	.857
4	36-7	.837
5	25-2	.926
6	17-4	.810
7	17-6	.739
8	8-5	.615
9	13-9	.591
10	15-3	.833
11	14-5	.737
12	11-4	.733
13	18-6	.750
14	11-2	.846
15	14-4	.778
16	11-7	.611
17	26-8	.765
18	12-9	.571
19	4-2	.667
20	14-6	.700
21	3-2	.600
22	17-11	.607
23	6-1	.857
24	8-3	.727
25	4-3	.571
Total	342-121	.739

▶ ALL-TIME RECORD - VS. RANKED

Rk	W-L	Pct.
1	2-16	.111
2	3-9	.250
3	5-15	.250
4	5-9	.357
5	8-8	.500
6	3-11	.214
7	2-4	.333
8	4-10	.286
9	8-10	.444
10	3-12	.200
11	5-19	.208
12	8-14	.364
13	7-7	.500
14	2-15	.118
15	8-9	.471
16	2-8	.200
17	5-10	.333
18	2-15	.118
19	6-10	.375
20	9-7	.563
21	0-10	.000
22	1-2	.333
23	4-4	.500
24	2-6	.250
25	6-5	.545
Total	110-245	.310

▶ PITT IN THE AP POLL

Total Polls Ranked	260
Top 10 Rankings	117
Longest Consecutive Polls Ranked	60
Current Streak	0

Years Ranked

Total Years	23
Consecutive Years	13
Current Streak	1

Final Poll

Total Polls	12
Top 10	5
High Rank	4


No. 1 Ranking

Total Rankings	3
Most No. 1 Weeks in Succession	2

Weeks Ranked By Ranking

First Ranked: Dec. 16, 1958 (No. 18)
Last Ranked: Jan. 11, 2016 (No. 20)

Rank	Weeks
No. 1	3
No. 2	11
No. 3	16
No. 4	21
No. 5	15
No. 6	12
No. 7	12
No. 8	7
No. 9	13
No. 10	10
No. 11	10
No. 12	9
No. 13	10
No. 14	8
No. 15	10
No. 16	13
No. 17	18
No. 18	11
No. 19	3
No. 20	12
No. 21	3
No. 22	14
No. 23	6
No. 24	8
No. 25	4



JARED WILSON-FRAME | #0

JR-TR • G/F • 6-5 • 220 • Hartford, Conn. • Windsor / Northwest Florida State

CAREER STATISTICS

Season	gp-gs	min/avg	Total		3-Point		F-Throws		Rebounds				Scoring							
			fg-fga	pct	fg-fga	pct	ft-fga	pct	off	def	tot	avg	pf	fo	ast	to	blk	stl	pts	avg
2017-18	13-13	372/28.6	56-146	.384	29-86	.337	26-36	.722	11	40	51	3.9	25	0	15	29	4	7	167	12.8
TOTAL	13-13	372/28.6	56-146	.384	29-86	.337	26-36	.722	11	40	51	3.9	25	0	15	29	4	7	167	12.8

2017-18 GAME-BY-GAME

Opponent	Date	gs	min	Total		3-Pointers		Free throws		Rebounds				pf	a	t/o	blk	stl	pts	avg	
				fg-fga	pct	3fg-fga	pct	ft-fga	pct	off	def	tot	avg								
at Navy	11/10/17	*	33	8-17	.471	4-11	.364	0-2	.000	0	1	1	1.0	2	1	3	0	2	20	20.0	
MONTANA	11/13/17	*	39	5-10	.500	1-3	.333	4-4	1.000	1	3	4	2.5	0	1	0	1	0	15	17.5	
UC SANTA BARBARA	11/15/17	*	28	4-7	.571	1-2	.500	5-6	.833	1	5	6	3.7	2	0	2	1	0	14	16.3	
vs Penn State	11/20/17	*	25	6-19	.316	5-12	.417	0-0	.000	2	0	2	3.3	2	1	3	0	1	17	16.5	
vs Oklahoma State	11/21/17	*	29	4-10	.400	2-5	.400	3-4	.750	0	2	2	3.0	4	0	4	0	2	13	15.8	
LEHIGH	11/25/17	*	26	3-8	.375	2-6	.333	0-0	.000	0	3	3	3.0	2	2	1	1	0	8	14.5	
HIGH POINT	11/28/17	*	31	4-8	.500	3-5	.600	0-0	.000	0	4	4	3.1	0	2	3	1	0	11	14.0	
vs Duquesne	12/01/17	*	21	1-9	.111	1-6	.167	0-0	.000	0	2	2	3.0	2	1	0	0	0	3	12.6	
MOUNT ST. MARY'S	12/5/17	*	37	5-12	.417	1-4	.250	4-5	.800	2	0	2	2.9	3	2	2	0	0	15	12.9	
WEST VIRGINIA	12/9/17	*	27	3-10	.300	0-6	.000	3-4	.750	1	4	5	3.1	1	2	2	0	0	9	12.5	
MCNEESE	12/16/17	*	21	7-11	.636	5-7	.714	0-0	.000	1	4	5	3.3	1	1	2	0	0	19	13.1	
DELAWARE STATE	12/19/17	*	28	3-9	.333	2-8	.250	5-6	.833	1	5	6	3.5	4	1	3	0	1	13	13.1	
TOWSON	12/22/17	*	27	3-16	.188	2-11	.182	2-5	.400	2	7	9	3.9	2	1	4	0	1	10	12.8	
Totals			13	372	56-146	.384	29-86	.337	26-36	.722	11	40	51	3.9	25	15	29	4	7	167	12.8

Games played: 13
 Minutes/game: 28.6
 Points/game: 12.8
 FG Pct: 38.4
 3FG Pct: 33.7
 FT Pct: 72.2

Rebounds/game: 3.9
 Assists/game: 1.2
 Turnovers/game: 2.2
 Assist/turnover ratio: 0.5
 Steals/game: 0.5
 Blocks/game: 0.3

CAREER HIGHS

	2017-18	Career
Points	20, at Navy, 11/10/17	20
FG	8, at Navy, 11/10/17	8
FGA	19, vs. Penn State, 11/20/17	19
3FG	5, 2x; last vs. McNeese State, 12/16/17	5
3FGA	12, vs. Penn State, 11/20/17	12
FT	5, 2x; last vs. Delaware State, 12/19/17	5
FTA	6, 2x; last vs. Delaware State, 12/19/17	6
Rebounds	9, vs. Towson, 12/22/17	9
Off. Rebounds	2, 3x; last vs. Towson, 12/22/17	3
Def. Rebounds	7, vs. Towson, 12/22/17	7
Assists	2, 4x; last vs. West Virginia, 12/9/17	4
Steals	2, 2x; last vs. Oklahoma State, 11/21/17	2
Blocks	1, 4x; last vs. High Point, 11/28/17	4
Minutes	39, vs. Montana, 11/13/17	39



PARKER STEWART | #1

FR-HS • G • 6-5 • 190 • Union City, Tenn. • Union City

CAREER STATISTICS

Season	gp-gs	min/avg	Total		3-Point		F-Throws		Rebounds				Scoring							
			fg-fga	pct	fg-fga	pct	ft-fga	pct	off	def	tot	avg	pf	fo	ast	to	blk	stl	pts	avg
2017-18	13-2	249/19.2	24-71	.338	19-60	.317	16-20	.800	1	29	30	2.3	15	0	11	4	1	6	83	6.4
TOTAL	13-2	249/19.2	24-71	.338	19-60	.317	16-20	.800	1	29	30	2.3	15	0	11	4	1	6	83	6.4

2017-18 GAME-BY-GAME

Opponent	Date	gs	min	Total		3-Pointers		Free throws		Rebounds				pf	a	t/o	blk	stl	pts	avg	
				fg-fga	pct	3fg-fga	pct	ft-fga	pct	off	def	tot	avg								
at Navy	11/10/17	*	21	0-5	.000	0-5	.000	0-0	.000	0	1	1	1.0	2	0	0	0	0	0	0.0	
MONTANA	11/13/17		27	1-5	.200	1-4	.250	2-2	1.000	0	2	2	1.5	2	0	0	0	0	5	2.5	
UC SANTA BARBARA	11/15/17		20	2-5	.400	1-3	.333	7-8	.875	0	2	2	1.7	2	0	0	0	0	12	5.7	
vs Penn State	11/20/17		20	1-7	.143	1-5	.200	0-0	.000	0	1	1	1.5	1	1	0	0	0	3	5.0	
vs Oklahoma State	11/21/17		2	0-0	.000	0-0	.000	0-0	.000	0	0	0	1.2	0	0	0	0	0	0	4.0	
LEHIGH	11/25/17		21	4-7	.571	4-7	.571	0-0	.000	0	4	4	1.7	0	1	0	0	1	12	5.3	
HIGH POINT	11/28/17		7	1-2	.500	0-1	.000	0-0	.000	0	2	2	1.7	0	0	0	0	0	2	4.9	
vs Duquesne	12/01/17		26	5-7	.714	4-6	.667	0-0	.000	0	2	2	1.8	2	2	1	0	0	14	6.0	
MOUNT ST. MARY'S	12/05/17		16	1-4	.250	1-3	.333	0-0	.000	0	2	2	1.8	1	1	0	0	0	3	5.7	
WEST VIRGINIA	12/09/17		18	1-5	.200	1-5	.200	3-4	.750	0	2	2	1.8	1	1	0	0	0	6	5.7	
MCNEESE	12/16/17		23	2-5	.400	2-5	.400	0-0	.000	0	8	8	2.4	0	2	1	0	1	6	5.7	
DELAWARE STATE	12/19/17		16	2-7	.286	2-7	.286	1-2	.500	0	0	0	2.2	0	2	2	0	3	7	5.8	
TOWSON	12/22/17	*	32	4-12	.333	2-9	.222	3-4	.750	1	3	4	2.3	4	1	0	1	1	13	6.4	
Totals			2	249	24-71	.338	19-60	.317	16-20	.800	1	29	30	2.3	15	11	4	1	6	83	6.4

Games played: 13
 Minutes/game: 19.2
 Points/game: 6.4
 FG Pct: 33.8
 3FG Pct: 31.7
 FT Pct: 80.0

Rebounds/game: 2.3
 Assists/game: 0.8
 Turnovers/game: 0.3
 Assist/turnover ratio: 2.8
 Steals/game: 0.5
 Blocks/game: 0.1

CAREER HIGHS

	2017-18	Career
Points	14, vs. Duquesne, 12/1/17	4
FG	5, vs. Duquesne, 12/1/17	4
FGA	12, vs. Towson, 12/22/17	1
3FG	4, 2x; last vs. Duquesne, 12/1/17	-
3FGA	9, vs. Towson, 12/22/17	2
FT	7, vs. UC Santa Barbara, 11/15/17	1
FTA	8, vs. UC Santa Barbara, 11/15/17	8
Rebounds	8, vs. McNeese State, 12/16/17	1
Off. Rebounds	1, vs. Towson, 12/22/17	1
Def. Rebounds	8, vs. McNeese State, 12/16/17	1
Assists	2, 3x; last vs. Delaware State, 12/19/17	2
Steals	3, vs. Delaware State, 12/19/17	1
Blocks	1, vs. Towson, 12/22/17	8
Minutes	32, vs. Towson, 12/22/17	1



JONATHAN MILLIGAN | #2

R-SR-2L • G • 6-2 • 170 • Orlando, Fla. • Mount Zion Academy [N.C.] / Kilgore College

CAREER STATISTICS

Season	gp-gs	min/avg	Total		3-Point		F-Throws		Rebounds				Scoring							
			fg-fga	pct	fg-fga	pct	ft-fga	pct	off	def	tot	avg	pf	fo	ast	to	blk	stl	pts	avg
2015-16	4-0	39/9.8	4-7	.571	3-4	.750	2-2	1.000	0	1	1	0.3	7	0	3	2	0	0	13	3.3
2016-17	27-1	227/8.4	18-63	.286	16-50	.320	7-8	.875	2	6	8	0.3	20	0	15	13	1	1	59	2.2
2017-18	13-8	288/22.2	31-67	.463	7-28	.250	24-30	.800	0	18	18	1.4	15	0	23	16	1	7	93	7.2
TOTAL	44-9	554/12.6	53-137	.387	26-82	.317	33-40	.825	2	25	27	0.6	42	0	41	31	2	8	165	3.8

2017-18 GAME-BY-GAME

Opponent	Date	gs	min	Total		3-Pointers		Free throws		Rebounds				pf	a	t/o	blk	stl	pts	avg	
				fg-fga	pct	3fg-fga	pct	ft-fga	pct	off	def	tot	avg								
at Navy	11/10/17	*	9	0-3	.000	0-2	.000	0-0	.000	0	0	0	0.0	0	1	1	0	1	0	0.0	
MONTANA	11/13/17		17	2-5	.400	0-0	.000	1-2	.500	0	1	1	0.5	0	1	2	0	1	5	2.5	
UC SANTA BARBARA	11/15/17	*	27	4-5	.800	2-2	1.000	4-5	.800	0	2	2	1.0	1	3	0	0	1	14	6.3	
vs Penn State	11/20/17	*	19	3-5	.600	1-2	.500	1-3	.333	0	1	1	1.0	0	2	0	0	0	8	6.8	
vs Oklahoma State	11/21/17	*	30	3-8	.375	0-2	.000	0-0	.000	0	2	2	1.2	2	1	2	0	0	6	6.6	
LEHIGH	11/25/17	*	29	5-9	.556	0-2	.000	6-6	1.000	0	2	2	1.3	3	3	1	0	0	16	8.2	
HIGH POINT	11/28/17	*	34	2-4	.500	0-2	.000	8-8	1.000	0	1	1	1.3	1	2	3	1	1	12	8.7	
vs Duquesne	12/01/17	*	29	2-5	.400	0-2	.000	0-0	.000	0	2	2	1.4	2	2	2	0	0	4	8.1	
MOUNT ST. MARY'S	12/5/17	*	19	1-3	.333	1-2	.500	0-0	.000	0	0	0	1.2	1	2	1	0	0	3	7.6	
WEST VIRGINIA	12/9/17		15	0-3	.000	0-2	.000	0-0	.000	0	3	3	1.4	2	0	2	0	0	0	6.8	
MCNEESE	12/16/17		16	3-6	.500	1-4	.250	0-0	.000	0	2	2	1.5	1	0	0	0	0	7	6.8	
DELAWARE STATE	12/19/17		22	4-7	.571	2-5	.400	3-4	.750	0	0	0	1.3	2	3	0	0	1	13	7.3	
TOWSON	12/22/17		22	2-4	.500	0-1	.000	1-2	.500	0	2	2	1.4	0	3	2	0	2	5	7.2	
Totals			8	288	31-67	.463	7-28	.250	24-30	.800	0	18	18	1.4	15	23	16	1	7	93	7.2

Games played: 13
 Minutes/game: 22.2
 Points/game: 7.2
 FG Pct: 46.3
 3FG Pct: 25.0
 FT Pct: 80.0

Rebounds/game: 1.4
 Assists/game: 1.8
 Turnovers/game: 1.2
 Assist/turnover ratio: 1.4
 Steals/game: 0.5
 Blocks/game: 0.1

CAREER HIGHS

	2017-18	Career
Points	16, vs. Lehigh, 11/25/17	5
FG	5, vs. Lehigh, 11/25/17	5
FGA	9, vs. Lehigh, 11/25/17	6
3FG	3, vs. Morehead State, 11/25/16	-
3FGA	6, vs. Gardner-Webb, 11/14/16	4
FT	8, vs. High Point, 11/28/17	1
FTA	8, vs. High Point, 11/28/17	7
Rebounds	3, vs. West Virginia, 12/9/17	7
Off. Rebounds	1, 2x; last at Syracuse, 1/7/16	2
Def. Rebounds	3, vs. West Virginia, 12/9/17	2
Assists	3, 4x; last vs. Towson, 12/22/17	2
Steals	2, vs. Towson, 12/22/17	1
Blocks	1, 2x; last vs. High Point, 11/28/17	1
Minutes	34, vs. High Point, 11/28/17	2



RYAN LUTHER | #4

SR-3L • F • 6-9 • 225 • Gibsonia, Pa. • Hampton

CAREER STATISTICS

Season	gp-gs	min/avg	Total		3-Point		F-Throws		Rebounds				Scoring							
			fg-fga	pct	fg-fga	pct	ft-fa	pct	off	def	tot	avg	pf	fo	ast	to	blk	stl	pts	avg
2014-15	23-0	185/8.0	18-35	.514	5-11	.455	3-7	.429	13	11	24	1.0	22	0	7	5	4	1	44	1.9
2015-16	32-0	421/13.2	63-108	.583	8-18	.444	26-39	.667	44	49	93	2.9	51	0	14	29	11	13	160	5.0
2016-17	21-2	406/19.3	42-78	.538	9-22	.409	27-36	.750	25	57	82	3.9	48	2	15	33	14	5	120	5.7
2017-18	10-10	325/32.5	48-105	.457	12-31	.387	19-29	.655	36	65	101	10.1	28	1	28	19	7	16	127	12.7
TOTAL	86-12	1337/15.5	171-326	.525	34-82	.415	75-111	.676	118	182	300	3.5	149	3	64	86	36	35	451	5.2

2017-18 GAME-BY-GAME

Opponent	Date	gs	min	Total		3-Pointers		Free throws		Rebounds				pf	a	t/o	blk	stl	pts	avg
				fg-fga	pct	3fg-fga	pct	ft-fa	pct	off	def	tot	avg							
at Navy	11/10/17	*	36	6-13	.462	1-3	.333	1-2	.500	2	6	8	8.0	3	4	1	1	2	14	14.0
MONTANA	11/13/17	*	33	8-15	.533	1-2	.500	1-2	.500	7	4	11	9.5	5	2	3	0	1	18	16.0
UC SANTA BARBARA	11/15/17	*	29	5-9	.556	3-4	.750	0-0	.000	3	7	10	9.7	4	2	2	0	0	13	15.0
vs Penn State	11/20/17	*	29	2-11	.182	1-5	.200	1-2	.500	3	6	9	9.5	2	1	1	0	1	6	12.8
vs Oklahoma State	11/21/17	*	34	4-9	.444	1-4	.250	1-2	.500	1	7	8	9.2	3	1	2	0	2	10	12.2
LEHIGH	11/25/17	*	30	5-6	.833	0-1	.000	8-9	.889	2	8	10	9.3	0	4	1	1	3	18	13.2
HIGH POINT	11/28/17	*	34	4-7	.571	2-4	.500	5-6	.833	2	6	8	9.1	1	5	4	3	1	15	13.4
vs Duquesne	12/01/17	*	37	7-15	.467	2-3	.667	0-1	.000	4	5	9	9.1	3	4	1	0	3	16	13.8
MOUNT ST. MARY'S	12/5/17	*	31	2-11	.182	0-2	.000	0-0	.000	8	8	16	9.9	4	3	3	1	2	4	12.7
WEST VIRGINIA	12/9/17	*	32	5-9	.556	1-3	.333	2-5	.400	4	8	12	10.1	3	2	1	1	1	13	12.7
MCNEESE	12/16/17	dnp		-	-	-	-	-	-	-	-	-	-	-	-	-	-	-	-	-
DELAWARE STATE	12/19/17	dnp		-	-	-	-	-	-	-	-	-	-	-	-	-	-	-	-	-
TOWSON	12/22/17	dnp		-	-	-	-	-	-	-	-	-	-	-	-	-	-	-	-	-
Totals		10	325	48-105	.457	12-31	.387	19-29	.655	36	65	101	10.1	28	28	19	7	16	127	12.7

Games played: 10
 Minutes/game: 32.5
 Points/game: 12.7
 FG Pct: 45.7
 3FG Pct: 38.7
 FT Pct: 65.5

Rebounds/game: 10.1
 Assists/game: 2.8
 Turnovers/game: 1.9
 Assist/turnover ratio: 1.5
 Steals/game: 1.6
 Blocks/game: 0.7

CAREER HIGHS

	2017-18	Career
Points	20, vs. Rice, 12/17/16	44
FG	8, 2x; last vs. Montana, 11/13/17	5
FGA	15, 2x; last vs. Duquesne, 12/1/17	17
3FG	3, vs. Kansas State, 11/26/14	6
3FGA	5, vs. Penn State, 11/20/17	23
FT	8, vs. Lehigh, 11/25/17	7
FTA	9, vs. Lehigh, 11/25/17	6
Rebounds	16, vs. Mount St. Mary's, 12/5/17	6
Off. Rebounds	8, vs. Mount St. Mary's, 12/5/17	6
Def. Rebounds	8, 3x; last vs. West Virginia, 12/9/17	2
Assists	5, vs. High Point, 11/28/17	10
Steals	3, 2x; last vs. Duquesne, 12/1/17	9
Blocks	3, 3x; last vs. High Point, 11/28/17	
Minutes	37, vs. Duquesne, 12/1/17	



MARCUS CARR | #5

FR-HS • G • 6-1 • 185 • Toronto, Ontario, Canada • Montverde Academy [Fla.]

CAREER STATISTICS

Season	gp-gs	min/avg	Total		3-Point		F-Throws		Rebounds				Scoring							
			fg-fga	pct	fg-fga	pct	ft-fga	pct	off	def	tot	avg	pf	fo	ast	to	blk	stl	pts	avg
2017-18	13-10	375/28.8	48-95	.505	19-39	.487	38-42	.905	4	34	38	2.9	25	0	53	40	3	9	153	11.8
TOTAL	13-10	375/28.8	48-95	.505	19-39	.487	38-42	.905	4	34	38	2.9	25	0	53	40	3	9	153	11.8

2017-18 GAME-BY-GAME

Opponent	Date	gs	min	Total		3-Pointers		Free throws		Rebounds				pf	a	t/o	blk	stl	pts	avg	
				fg-fga	pct	3fg-fga	pct	ft-fga	pct	off	def	tot	avg								
at Navy	11/10/17		31	3-8	.375	3-5	.600	3-3	1.000	0	1	1	1.0	2	4	1	0	0	12	12.0	
MONTANA	11/13/17	*	28	1-9	.111	0-2	.000	6-6	1.000	0	3	3	2.0	2	3	5	0	1	8	10.0	
UC SANTA BARBARA	11/15/17		13	1-3	.333	0-0	.000	0-0	.000	0	3	3	2.3	3	2	0	0	0	2	7.3	
vs Penn State	11/20/17		23	3-6	.500	1-2	.500	2-2	1.000	0	1	1	2.0	1	1	4	0	1	9	7.8	
vs Oklahoma State	11/21/17	*	31	5-9	.556	0-2	.000	2-3	.667	1	3	4	2.4	3	10	2	1	2	12	8.6	
LEHIGH	11/25/17	*	27	3-8	.375	1-3	.333	1-1	1.000	0	3	3	2.5	2	5	3	0	1	8	8.5	
HIGH POINT	11/28/17	*	28	5-5	1.000	3-3	1.000	6-6	1.000	0	5	5	2.9	4	2	5	1	0	19	10.0	
vs Duquesne	12/01/17	*	32	6-8	.750	1-2	.500	2-2	1.000	0	3	3	2.9	0	5	0	0	1	15	10.6	
MOUNT ST. MARY'S	12/5/17	*	38	7-13	.538	2-4	.500	7-8	.875	0	1	1	2.7	1	2	5	0	1	23	12.0	
WEST VIRGINIA	12/9/17	*	31	2-6	.333	2-4	.500	6-7	.857	1	1	2	2.6	2	4	5	0	1	12	12.0	
MCNEESE	12/16/17	*	31	7-12	.583	2-5	.400	1-1	1.000	1	1	2	2.5	1	6	0	0	0	17	12.5	
DELAWARE STATE	12/19/17	*	28	3-5	.600	3-5	.600	0-1	.000	0	2	2	2.5	1	3	3	1	0	9	12.2	
TOWSON	12/22/17	*	34	2-3	.667	1-2	.500	2-2	1.000	1	7	8	2.9	3	6	7	0	1	7	11.8	
Totals			10	375	48-95	.505	19-39	.487	38-42	.905	4	34	38	2.9	25	53	40	3	9	153	11.8

Games played: 13
 Minutes/game: 28.8
 Points/game: 11.8
 FG Pct: 50.5
 3FG Pct: 48.7
 FT Pct: 90.5

Rebounds/game: 2.9
 Assists/game: 4.1
 Turnovers/game: 3.1
 Assist/turnover ratio: 1.3
 Steals/game: 0.7
 Blocks/game: 0.2

CAREER HIGHS

	2017-18	Career
Points	23, vs. Mount St. Mary's, 12/5/17	1
FG	7, 2x; last vs. McNeese State, 12/16/17	1
FGA	13, vs. Mount St. Mary's, 12/5/17	7
3FG	3, 3x; last vs. Delaware State, 12/19/17	1
3FGA	5, 3x; last vs. Delaware State, 12/19/17	1
FT	7, vs. Mount St. Mary's, 12/5/17	2
FTA	8, vs. Mount St. Mary's, 12/5/17	7
Rebounds	8, vs. Towson, 12/22/17	3
Off. Rebounds	1, 4x; last vs. Towson, 12/22/17	1
Def. Rebounds	7, vs. Towson, 12/22/17	12
Assists	10, vs. Oklahoma State, 11/21/17	7
Steals	2, vs. Oklahoma State, 11/21/17	1
Blocks	1, 3x; last vs. Delaware State, 12/19/17	12
Minutes	38, vs. Mount St. Mary's, 12/5/17	7



JOE MASCARO | #12

JR-HS • G • 5-10 • 170 • Pittsburgh, Pa. • Bethel Park

CAREER STATISTICS

Season	gp-gs	min/avg	Total		3-Point		F-Throws		Rebounds				Scoring								
			fg-fga	pct	fg-fga	pct	ft-fga	pct	off	def	tot	avg	pf	fo	ast	to	blk	stl	pts	avg	
2017-18	2-0	2/1.0	0-0	.000	0-0	.000	0-0	.000	0	0	0	0.0	0	0	1	0	0	0	0	0	0.0
TOTAL	2-0	2/1.0	0-0	.000	0-0	.000	0-0	.000	0	0	0	0.0	0	0	1	0	0	0	0	0	0.0

2017-18 GAME-BY-GAME

Opponent	Date	gs	min	Total		3-Pointers		Free throws		Rebounds				pf	a	t/o	blk	stl	pts	avg
				fg-fga	pct	3fg-fga	pct	ft-fga	pct	off	def	tot	avg							
at Navy	11/10/17	dnp	-	-	-	-	-	-	-	-	-	-	-	-	-	-	-	-	-	-
MONTANA	11/13/17	dnp	-	-	-	-	-	-	-	-	-	-	-	-	-	-	-	-	-	-
UC SANTA BARBARA	11/15/17	dnp	-	-	-	-	-	-	-	-	-	-	-	-	-	-	-	-	-	-
vs Penn State	11/20/17	dnp	-	-	-	-	-	-	-	-	-	-	-	-	-	-	-	-	-	-
vs Oklahoma State	11/21/17	dnp	-	-	-	-	-	-	-	-	-	-	-	-	-	-	-	-	-	-
LEHIGH	11/25/17	dnp	-	-	-	-	-	-	-	-	-	-	-	-	-	-	-	-	-	-
HIGH POINT	11/28/17	1	0-0	.000	0-0	.000	0-0	.000	0	0	0	0.0	0	0	0	0	0	0	0	0.0
vs Duquesne	12/01/17	dnp	-	-	-	-	-	-	-	-	-	-	-	-	-	-	-	-	-	-
MOUNT ST. MARY'S	12/5/17	dnp	-	-	-	-	-	-	-	-	-	-	-	-	-	-	-	-	-	-
WEST VIRGINIA	12/9/17	dnp	-	-	-	-	-	-	-	-	-	-	-	-	-	-	-	-	-	-
MCNEESE	12/16/17	1	0-0	.000	0-0	.000	0-0	.000	0	0	0	0.0	0	1	0	0	0	0	0	0.0
DELAWARE STATE	12/19/17	dnp	-	-	-	-	-	-	-	-	-	-	-	-	-	-	-	-	-	-
TOWSON	12/22/17	dnp	-	-	-	-	-	-	-	-	-	-	-	-	-	-	-	-	-	-
Totals		0	2	0-0	.000	0-0	.000	0-0	.000	0	0	0	0.0	0	1	0	0	0	0	0.0

Games played: 2
Minutes/game: 1.0

Assists/game: 0.5
Assist/turnover ratio: 99.9

CAREER HIGHS

	2017-18	Career
Points	-	-
FG	-	-
FGA	-	-
3FG	-	-
3FGA	-	-
FT	-	-
FTA	-	-
Rebounds	-	-
Off. Rebounds	-	-
Def. Rebounds	-	-
Assists	1, vs. McNeese State, 12/16/17	-
Steals	-	-
Blocks	-	-
Minutes	1, 2x; last vs. McNeese State, 12/16/17	-



KHAMERON DAVIS | #13

FR-HS • G • 6-4 • 195 • Denver, Colo. • Forest Trail Academy [N.C.]

CAREER STATISTICS

Season	gp-gs	min/avg	Total		3-Point		F-Throws		Rebounds				Scoring							
			fg-fga	pct	fg-fga	pct	ft-fa	pct	off	def	tot	avg	pf	fo	ast	to	blk	stl	pts	avg
2017-18	13-6	289/22.2	24-45	.533	12-23	.522	8-13	.615	3	30	33	2.5	24	1	14	15	6	7	68	5.2
TOTAL	13-6	289/22.2	24-45	.533	12-23	.522	8-13	.615	3	30	33	2.5	24	1	14	15	6	7	68	5.2

2017-18 GAME-BY-GAME


Opponent	Date	gs	min	Total		3-Pointers		Free throws		Rebounds				pf	a	t/o	blk	stl	pts	avg
				fg-fga	pct	3fg-fga	pct	ft-fa	pct	off	def	tot	avg							
at Navy	11/10/17		22	3-3	1.000	0-0	.000	0-1	.000	0	2	2	2.0	5	1	1	1	0	6	6.0
MONTANA	11/13/17	*	23	2-3	.667	2-2	1.000	0-0	.000	0	0	0	1.0	4	1	2	1	0	6	6.0
UC SANTA BARBARA	11/15/17		18	0-2	.000	0-2	.000	0-0	.000	0	2	2	1.3	0	1	0	1	0	0	4.0
vs Penn State	11/20/17	*	21	0-0	.000	0-0	.000	0-1	.000	0	3	3	1.8	1	1	1	0	0	0	3.0
vs Oklahoma State	11/21/17		25	1-2	.500	0-1	.000	2-2	1.000	0	1	1	1.6	1	4	1	0	0	4	3.2
LEHIGH	11/25/17		17	1-1	1.000	1-1	1.000	0-0	.000	0	5	5	2.2	4	0	2	0	0	3	3.2
HIGH POINT	11/28/17		20	1-3	.333	0-1	.000	0-0	.000	0	4	4	2.4	3	0	1	0	1	2	3.0
vs Duquesne	12/01/17		11	1-2	.500	0-1	.000	0-0	.000	0	1	1	2.3	1	1	1	0	0	2	2.9
MOUNT ST. MARY'S	12/5/17		25	5-5	1.000	2-2	1.000	0-2	.000	0	3	3	2.3	1	1	2	1	0	12	3.9
WEST VIRGINIA	12/9/17	*	32	2-6	.333	1-4	.250	2-2	1.000	1	4	5	2.6	2	1	1	0	0	7	4.2
MCNEESE	12/16/17	*	19	3-6	.500	3-3	1.000	0-0	.000	1	0	1	2.5	0	0	2	0	1	9	4.6
DELAWARE STATE	12/19/17	*	28	3-6	.500	2-3	.667	2-2	1.000	1	2	3	2.5	0	1	0	1	3	10	5.1
TOWSON	12/22/17	*	28	2-6	.333	1-3	.333	2-3	.667	0	3	3	2.5	2	2	1	1	2	7	5.2
Totals		6	289	24-45	.533	12-23	.522	8-13	.615	3	30	33	2.5	24	14	15	6	7	68	5.2

Games played: 13
 Minutes/game: 22.2
 Points/game: 5.2
 FG Pct: 53.3
 3FG Pct: 52.2
 FT Pct: 61.5

Rebounds/game: 2.5
 Assists/game: 1.1
 Turnovers/game: 1.2
 Assist/turnover ratio: 0.9
 Steals/game: 0.5
 Blocks/game: 0.5

CAREER HIGHS

	2017-18	Career
Points	12, vs. Mount St. Mary's, 12/5/17	
FG	5, vs. Mount St. Mary's, 12/5/17	2
FGA	6, 3x; last vs. Towson, 12/22/17	2
3FG	3, vs. McNeese State, 12/16/17	1
3FGA	4, vs. West Virginia, 12/9/17	4
FT	2, 3x; last vs. Delaware State, 12/19/17	1
FTA	3, vs. Towson, 12/22/17	9
Rebounds	5, 2x; last vs. West Virginia, 12/9/17	9
Off. Rebounds	1, 3x; last vs. Delaware State, 12/19/17	1
Def. Rebounds	5, vs. Lehigh, 11/25/17	1
Assists	4, vs. Oklahoma State, 11/21/17	
Steals	3, vs. Delaware State, 12/19/17	
Blocks	1, 6x; last vs. Towson, 12/22/17	
Minutes	32, vs. West Virginia, 12/9/17	



KENE CHUKWUKA | #15

SO-TR • F/C • 6-9 • 215 • Stockholm, Sweden • Soderslatts Gymnasiet / New Mexico JC

CAREER STATISTICS

Season	gp-gs	min/avg	Total		3-Point		F-Throws		Rebounds				Scoring							
			fg-fga	pct	fg-fga	pct	ft-fa	pct	off	def	tot	avg	pf	fo	ast	to	blk	stl	pts	avg
2017-18	12-3	175/14.6	11-29	.379	3-19	.158	4-14	.286	7	24	31	2.6	26	0	13	10	5	3	29	2.4
TOTAL	12-3	175/14.6	11-29	.379	3-19	.158	4-14	.286	7	24	31	2.6	26	0	13	10	5	3	29	2.4

2017-18 GAME-BY-GAME

Opponent	Date	gs	min	Total		3-Pointers		Free throws		Rebounds				pf	a	t/o	blk	stl	pts	avg
				fg-fga	pct	3fg-fga	pct	ft-fa	pct	off	def	tot	avg							
at Navy	11/10/17		10	0-0	.000	0-0	.000	0-0	.000	0	1	1	1.0	1	0	3	0	0	0	0.0
MONTANA	11/13/17		12	0-2	.000	0-1	.000	0-0	.000	1	3	4	2.5	4	0	0	0	0	0	0.0
UC SANTA BARBARA	11/15/17		10	0-2	.000	0-2	.000	0-0	.000	0	1	1	2.0	3	1	0	0	0	0	0.0
vs Penn State	11/20/17		15	0-0	.000	0-0	.000	0-0	.000	1	2	3	2.3	4	1	0	0	1	0	0.0
vs Oklahoma State	11/21/17	*	21	2-5	.400	1-4	.250	1-4	.250	1	5	6	3.0	4	1	2	0	0	6	1.2
LEHIGH	11/25/17	*	27	3-7	.429	1-5	.200	0-1	.000	0	2	2	2.8	3	5	1	1	0	7	2.2
HIGH POINT	11/28/17	*	12	1-2	.500	0-1	.000	0-0	.000	0	0	0	2.4	3	1	1	0	0	2	2.1
vs Duquesne	12/01/17		15	4-5	.800	1-2	.500	0-0	.000	2	2	4	2.6	1	2	0	1	1	9	3.0
MOUNT ST. MARY'S	12/5/17		19	1-2	.500	0-1	.000	3-5	.600	0	4	4	2.8	0	1	1	2	1	5	3.2
WEST VIRGINIA	12/9/17		dnp	-	-	-	-	-	-	-	-	-	-	-	-	-	-	-	-	-
MCNEESE	12/16/17		17	0-2	.000	0-2	.000	0-0	.000	0	4	4	2.9	2	1	1	0	0	0	2.9
DELAWARE STATE	12/19/17		12	0-1	.000	0-1	.000	0-4	.000	0	0	0	2.6	1	0	0	1	0	0	2.6
TOWSON	12/22/17		5	0-1	.000	0-0	.000	0-0	.000	2	0	2	2.6	0	0	1	0	0	0	2.4
Totals		3	175	11-29	.379	3-19	.158	4-14	.286	7	24	31	2.6	26	13	10	5	3	29	2.4

Games played: 12
 Minutes/game: 14.6
 Points/game: 2.4
 FG Pct: 37.9
 3FG Pct: 15.8
 FT Pct: 28.6

Rebounds/game: 2.6
 Assists/game: 1.1
 Turnovers/game: 0.8
 Assist/turnover ratio: 1.3
 Steals/game: 0.3
 Blocks/game: 0.4

CAREER HIGHS

	2017-18	Career
Points	9, vs. Duquesne, 12/1/17	-
FG	4, vs. Duquesne, 12/1/17	-
FGA	7, vs. Lehigh, 11/25/17	-
3FG	1, 3x; last vs. Duquesne, 12/1/17	1
3FGA	5, vs. Lehigh, 11/25/17	1
FT	1, vs. Oklahoma State, 11/21/17	1
FTA	4, 2x; last vs. Delaware State, 12/19/17	-
Rebounds	6, vs. Oklahoma State, 11/21/17	2
Off. Rebounds	2, 2x; last vs. Towson, 12/22/17	-
Def. Rebounds	5, vs. Oklahoma State, 11/21/17	-
Assists	5, vs. Lehigh, 11/25/17	-
Steals	1, 2x; last vs. Mount St. Mary's, 12/5/17	-
Blocks	2, vs. Mount St. Mary's, 12/5/17	-
Minutes	27, vs. Lehigh, 11/25/17	2



TERRELL BROWN | #21

FR-HS • F/C • 6-10 • 240 • Providence, R.I. • Tilton School [N.H.]

CAREER STATISTICS

Season	gp-gs	min/avg	Total		3-Point		F-Throws		Rebounds				Scoring							
			fg-fga	pct	fg-fga	pct	ft-fa	pct	off	def	tot	avg	pf	fo	ast	to	blk	stl	pts	avg
2017-18	12-5	124/10.3	14-26	.538	0-4	.000	7-13	.538	12	14	26	2.2	17	0	10	11	9	1	35	2.9
TOTAL	12-5	124/10.3	14-26	.538	0-4	.000	7-13	.538	12	14	26	2.2	17	0	10	11	9	1	35	2.9

2017-18 GAME-BY-GAME

Opponent	Date	gs	min	Total		3-Pointers		Free throws		Rebounds				pf	a	t/o	blk	stl	pts	avg	
				fg-fga	pct	3fg-fga	pct	ft-fa	pct	off	def	tot	avg								
at Navy	11/10/17		4	1-1	1.000	0-0	.000	1-1	1.000	0	0	0	0.0	1	0	1	1	0	3	3.0	
MONTANA	11/13/17	*	13	1-2	.500	0-0	.000	0-0	.000	2	2	4	2.0	2	1	3	0	0	2	2.5	
UC SANTA BARBARA	11/15/17	*	17	2-4	.500	0-0	.000	0-0	.000	0	1	1	1.7	4	3	2	2	0	4	3.0	
vs Penn State	11/20/17	*	11	1-3	.333	0-0	.000	0-0	.000	0	1	1	1.5	1	0	2	0	0	2	2.8	
vs Oklahoma State	11/21/17	dnp		-	-	-	-	-	-	-	-	-	-	-	-	-	-	-	-	-	
LEHIGH	11/25/17		6	1-1	1.000	0-0	.000	0-0	.000	0	1	1	1.4	0	1	0	0	0	2	2.6	
HIGH POINT	11/28/17		2	0-0	.000	0-0	.000	0-0	.000	0	0	0	1.2	1	0	0	0	0	0	2.2	
vs Duquesne	12/01/17		1	0-0	.000	0-0	.000	0-0	.000	0	0	0	1.0	0	0	0	0	0	0	1.9	
MOUNT ST. MARY'S	12/5/17		4	0-0	.000	0-0	.000	3-4	.750	1	1	2	1.1	0	0	1	0	0	3	2.0	
WEST VIRGINIA	12/9/17		2	0-0	.000	0-0	.000	1-2	.500	1	0	1	1.1	2	0	0	0	0	1	1.9	
MCNEESE	12/16/17	*	24	1-5	.200	0-3	.000	0-0	.000	2	5	7	1.7	2	4	1	2	0	2	1.9	
DELAWARE STATE	12/19/17	*	16	2-3	.667	0-1	.000	0-1	.000	2	0	2	1.7	1	0	1	3	1	4	2.1	
TOWSON	12/22/17		24	5-7	.714	0-0	.000	2-5	.400	4	3	7	2.2	3	1	0	1	0	12	2.9	
Totals			5	124	14-26	.538	0-4	.000	7-13	.538	12	14	26	2.2	17	10	11	9	1	35	2.9

Games played: 12
 Minutes/game: 10.3
 Points/game: 2.9
 FG Pct: 53.8
 3FG Pct: 0.0
 FT Pct: 53.8

Rebounds/game: 2.2
 Assists/game: 0.8
 Turnovers/game: 0.9
 Assist/turnover ratio: 0.9
 Steals/game: 0.1
 Blocks/game: 0.8

CAREER HIGHS

	2017-18	Career
Points	12, vs. Towson, 12/22/17	1
FG	5, vs. Towson, 12/22/17	1
FGA	7, vs. Towson, 12/22/17	-
3FG	-	-
3FGA	3, vs. McNeese State, 12/16/17	2
FT	3, vs. Mount St. Mary's, 12/5/17	3
FTA	5, vs. Towson, 12/22/17	-
Rebounds	7, 2x; last vs. Towson, 12/22/17	3
Off. Rebounds	4, vs. Towson, 12/22/17	-
Def. Rebounds	5, vs. McNeese State, 12/16/17	-
Assists	4, vs. McNeese State, 12/16/17	-
Steals	1, vs. Delaware State, 12/19/17	-
Blocks	3, vs. Delaware State, 12/19/17	2
Minutes	24, 2x; last vs. Towson, 12/22/17	2



ANTHONY STARZYNSKI | #22

SO-HS • G • 6-3 • 180 • Pittsburgh, Pa. • Baldwin

CAREER STATISTICS

Season	gp-gs	min/avg	Total		3-Point		F-Throws		Rebounds				Scoring								
			fg-fga	pct	fg-fga	pct	ft-fga	pct	off	def	tot	avg	pf	fo	ast	to	blk	stl	pts	avg	
2017-18	2-0	2/1.0	0-0	.000	0-0	.000	0-0	.000	0	0	0	0.0	0	0	0	1	0	0	0	0	0.0
TOTAL	2-0	2/1.0	0-0	.000	0-0	.000	0-0	.000	0	0	0	0.0	0	0	0	1	0	0	0	0	0.0

2017-18 GAME-BY-GAME

Opponent	Date	gs	min	Total		3-Pointers		Free throws		Rebounds				pf	a	t/o	blk	stl	pts	avg
				fg-fga	pct	3fg-fga	pct	ft-fga	pct	off	def	tot	avg							
at Navy	11/10/17		dnp	-	-	-	-	-	-	-	-	-	-	-	-	-	-	-	-	-
MONTANA	11/13/17		dnp	-	-	-	-	-	-	-	-	-	-	-	-	-	-	-	-	-
UC SANTA BARBARA	11/15/17		dnp	-	-	-	-	-	-	-	-	-	-	-	-	-	-	-	-	-
vs Penn State	11/20/17		dnp	-	-	-	-	-	-	-	-	-	-	-	-	-	-	-	-	-
vs Oklahoma State	11/21/17		dnp	-	-	-	-	-	-	-	-	-	-	-	-	-	-	-	-	-
LEHIGH	11/25/17		dnp	-	-	-	-	-	-	-	-	-	-	-	-	-	-	-	-	-
HIGH POINT	11/28/17	1		0-0	.000	0-0	.000	0-0	.000	0	0	0	0.0	0	0	0	0	0	0	0.0
vs Duquesne	12/01/17		dnp	-	-	-	-	-	-	-	-	-	-	-	-	-	-	-	-	-
MOUNT ST. MARY'S	12/5/17		dnp	-	-	-	-	-	-	-	-	-	-	-	-	-	-	-	-	-
WEST VIRGINIA	12/9/17		dnp	-	-	-	-	-	-	-	-	-	-	-	-	-	-	-	-	-
MCNEESE	12/16/17	1		0-0	.000	0-0	.000	0-0	.000	0	0	0	0.0	0	0	1	0	0	0	0.0
DELAWARE STATE	12/19/17		dnp	-	-	-	-	-	-	-	-	-	-	-	-	-	-	-	-	-
TOWSON	12/22/17		dnp	-	-	-	-	-	-	-	-	-	-	-	-	-	-	-	-	-
Totals		0	2	0-0	.000	0-0	.000	0-0	.000	0	0	0	0.0	0	0	1	0	0	0	0.0

Games played: 2
Minutes/game: 1.0

Turnovers/game: 0.5

CAREER HIGHS

	2017-18	Career
Points	-	-
FG	-	-
FGA	-	-
3FG	-	-
3FGA	-	-
FT	-	-
FTA	-	-
Rebounds	-	-
Off. Rebounds	-	-
Def. Rebounds	-	-
Assists	-	-
Steals	-	-
Blocks	-	-
Minutes	1, 2x; last vs. McNeese State, 12/16/17	-



SHAMIEL STEVENSON | #23

FR-HS • G • 6-6 • 230 • Toronto, Ontario, Canada • Hillcrest Prep [Ariz.]

CAREER STATISTICS

Season	gp-gs	min/avg	Total		3-Point		F-Throws		Rebounds				Scoring							
			fg-fga	pct	fg-fga	pct	ft-fa	pct	off	def	tot	avg	pf	fo	ast	to	blk	stl	pts	avg
2017-18	13-7	329/25.3	44-88	.500	6-21	.286	35-55	.636	14	56	70	5.4	25	1	19	25	6	6	129	9.9
TOTAL	13-7	329/25.3	44-88	.500	6-21	.286	35-55	.636	14	56	70	5.4	25	1	19	25	6	6	129	9.9

2017-18 GAME-BY-GAME


Opponent	Date	gs	min	Total		3-Pointers		Free throws		Rebounds				pf	a	t/o	blk	stl	pts	avg	
				fg-fga	pct	3fg-fga	pct	ft-fa	pct	off	def	tot	avg								
at Navy	11/10/17	*	30	2-4	.500	0-1	.000	3-6	.500	1	8	9	9.0	3	2	2	1	1	7	7.0	
MONTANA	11/13/17		33	7-10	.700	1-1	1.000	4-8	.500	1	5	6	7.5	3	3	4	1	1	19	13.0	
UC SANTA BARBARA	11/15/17	*	28	3-8	.375	0-4	.000	5-6	.833	0	6	6	7.0	0	1	2	1	0	11	12.3	
vs Penn State	11/20/17		13	1-5	.200	0-1	.000	0-0	.000	0	0	0	5.3	0	3	0	0	0	2	9.8	
vs Oklahoma State	11/21/17		24	8-9	.889	0-1	.000	0-0	.000	1	1	2	4.6	5	0	1	0	0	16	11.0	
LEHIGH	11/25/17		17	1-4	.250	1-2	.500	3-4	.750	0	2	2	4.2	1	0	2	0	0	6	10.2	
HIGH POINT	11/28/17		23	4-8	.500	0-1	.000	0-0	.000	2	4	6	4.4	0	2	3	1	1	8	9.9	
vs Duquesne	12/01/17	*	27	4-5	.800	0-0	.000	5-8	.625	1	6	7	4.8	2	2	3	0	0	13	10.3	
MOUNT ST. MARY'S	12/5/17	*	36	4-5	.800	0-0	.000	6-10	.600	0	9	9	5.2	3	1	1	1	2	14	10.7	
WEST VIRGINIA	12/9/17	*	38	3-7	.429	1-1	1.000	5-7	.714	1	3	4	5.1	2	1	3	0	1	12	10.8	
MCNEESE	12/16/17	*	20	2-10	.200	1-3	.333	0-2	.000	2	6	8	5.4	2	1	0	0	0	5	10.3	
DELAWARE STATE	12/19/17	*	24	2-7	.286	1-4	.250	4-4	1.000	4	3	7	5.5	3	3	1	1	0	9	10.2	
TOWSON	12/22/17		16	3-6	.500	1-2	.500	0-0	.000	1	3	4	5.4	1	0	3	0	0	7	9.9	
Totals			7	329	44-88	.500	6-21	.286	35-55	.636	14	56	70	5.4	25	19	25	6	6	129	9.9

Games played: 13
 Minutes/game: 25.3
 Points/game: 9.9
 FG Pct: 50.0
 3FG Pct: 28.6
 FT Pct: 63.6

Rebounds/game: 5.4
 Assists/game: 1.5
 Turnovers/game: 1.9
 Assist/turnover ratio: 0.8
 Steals/game: 0.5
 Blocks/game: 0.5

CAREER HIGHS

	2017-18	Career
Points	19, vs. Montana, 11/13/17	-
FG	8, vs. Oklahoma State, 11/21/17	-
FGA	10, 2x; last vs. McNeese State, 12/16/17	6
3FG	1, 6x; last vs. Towson, 12/22/17	8
3FGA	4, 2x; last vs. Delaware State, 12/19/17	3
FT	6, vs. Mount St. Mary's, 12/5/17	-
FTA	10, vs. Mount St. Mary's, 12/5/17	-
Rebounds	9, 2x; last vs. Mount St. Mary's, 12/5/17	1
Off. Rebounds	4, vs. Delaware State, 12/19/17	10
Def. Rebounds	9, vs. Mount St. Mary's, 12/5/17	4
Assists	3, 3x; last vs. Delaware State, 12/19/17	-
Steals	2, vs. Mount St. Mary's, 12/5/17	-
Blocks	1, 5x; last vs. Delaware State, 12/19/17	-
Minutes	36, vs. Mount St. Mary's, 12/5/17	4



SAMSON GEORGE | #24

FR-TR • F • 6-7 • 220 • Minna, Nigeria • First Love Christian Academy [Pa.] / Iona

CAREER STATISTICS

Season	gp-gs	min/avg	Total		3-Point		F-Throws		Rebounds				Scoring							
			fg-fga	pct	fg-fga	pct	ft-fga	pct	off	def	tot	avg	pf	fo	ast	to	blk	stl	pts	avg
2017-18	4-0	15/3.8	3-3	1.000	0-0	.000	1-2	.500	1	4	5	1.3	4	0	1	0	0	0	7	1.8
TOTAL	4-0	15/3.8	3-3	1.000	0-0	.000	1-2	.500	1	4	5	1.3	4	0	1	0	0	0	7	1.8

2017-18 GAME-BY-GAME

Opponent	Date	gs	min	Total		3-Pointers		Free throws		Rebounds				pf	a	t/o	blk	stl	pts	avg
				fg-fga	pct	3fg-fga	pct	ft-fga	pct	off	def	tot	avg							
at Navy	11/10/17	dnp	-	-	-	-	-	-	-	-	-	-	-	-	-	-	-	-	-	-
MONTANA	11/13/17	dnp	-	-	-	-	-	-	-	-	-	-	-	-	-	-	-	-	-	-
UC SANTA BARBARA	11/15/17	dnp	-	-	-	-	-	-	-	-	-	-	-	-	-	-	-	-	-	-
vs Penn State	11/20/17	6	0-0	.000	0-0	.000	1-2	.500	0	1	1	1.0	3	0	0	0	0	0	1	1.0
vs Oklahoma State	11/21/17	dnp	-	-	-	-	-	-	-	-	-	-	-	-	-	-	-	-	-	-
LEHIGH	11/25/17	dnp	-	-	-	-	-	-	-	-	-	-	-	-	-	-	-	-	-	-
HIGH POINT	11/28/17	2	0-0	.000	0-0	.000	0-0	.000	0	0	0	0.5	0	0	0	0	0	0	0	0.5
vs Duquesne	12/01/17	dnp	-	-	-	-	-	-	-	-	-	-	-	-	-	-	-	-	-	-
MOUNT ST. MARY'S	12/5/17	dnp	-	-	-	-	-	-	-	-	-	-	-	-	-	-	-	-	-	-
WEST VIRGINIA	12/9/17	dnp	-	-	-	-	-	-	-	-	-	-	-	-	-	-	-	-	-	-
MCNEESE	12/16/17	3	2-2	1.000	0-0	.000	0-0	.000	1	1	2	1.0	0	0	0	0	0	0	4	1.7
DELAWARE STATE	12/19/17	4	1-1	1.000	0-0	.000	0-0	.000	0	2	2	1.3	1	1	0	0	0	0	2	1.8
TOWSON	12/22/17	dnp	-	-	-	-	-	-	-	-	-	-	-	-	-	-	-	-	-	-
Totals		0	15	3-3	1.000	0-0	.000	1-2	.500	1	4	5	1.3	4	1	0	0	0	7	1.8

Games played: 4
 Minutes/game: 3.8
 Points/game: 1.8
 FG Pct: 100.0
 FT Pct: 50.0

Rebounds/game: 1.3
 Assists/game: 0.3
 Assist/turnover ratio: 99.9

CAREER HIGHS

	2017-18	Career
Points	4, vs. McNeese State, 12/16/17	-
FG	2, vs. McNeese State, 12/16/17	-
FGA	2, vs. McNeese State, 12/16/17	-
3FG	-	-
3FGA	-	-
FT	1, vs. Penn State, 11/20/17	-
FTA	2, vs. Penn State, 11/20/17	-
Rebounds	2, 2x; last vs. Delaware State, 12/19/17	-
Off. Rebounds	1, vs. McNeese State, 12/16/17	-
Def. Rebounds	2, vs. Delaware State, 12/19/17	-
Assists	-	-
Steals	-	-
Blocks	-	-
Minutes	6, vs. Penn State, 11/20/17	-



MONTY BOYKINS | #33

GR-TR • F • 6-5 • 195 • West Chester, Ohio • Lakota West / Lafayette

CAREER STATISTICS

Season	gp-gs	min/avg	Total		3-Point		F-Throws		Rebounds				Scoring							
			fg-fga	pct	fg-fga	pct	ft-fa	pct	off	def	tot	avg	pf	fo	ast	to	blk	stl	pts	avg
2017-18	8-0	40/5.0	2-10	.200	2-8	.250	3-4	.750	0	6	6	0.8	7	0	2	4	0	1	9	1.1
TOTAL	8-0	40/5.0	2-10	.200	2-8	.250	3-4	.750	0	6	6	0.8	7	0	2	4	0	1	9	1.1

2017-18 GAME-BY-GAME

Opponent	Date	gs	min	Total		3-Pointers		Free throws		Rebounds				pf	a	t/o	blk	stl	pts	avg	
				fg-fga	pct	3fg-fga	pct	ft-fa	pct	off	def	tot	avg								
at Navy	11/10/17		4	0-1	.000	0-1	.000	0-0	.000	0	1	1	1.0	0	0	0	0	0	0	0.0	
MONTANA	11/13/17		dnp	-	-	-	-	-	-	-	-	-	-	-	-	-	-	-	-	-	
UC SANTA BARBARA	11/15/17		6	0-1	.000	0-1	.000	0-0	.000	0	0	0	0.5	0	0	0	0	0	0	0.0	
vs Penn State	11/20/17		10	1-2	.500	1-2	.500	1-2	.500	0	1	1	0.7	2	0	2	0	1	4	1.3	
vs Oklahoma State	11/21/17		3	0-1	.000	0-1	.000	0-0	.000	0	0	0	0.5	0	0	0	0	0	0	1.0	
LEHIGH	11/25/17		dnp	-	-	-	-	-	-	-	-	-	-	-	-	-	-	-	-	-	
HIGH POINT	11/28/17		2	0-1	.000	0-1	.000	0-0	.000	0	0	0	0.4	0	0	0	0	0	0	0.8	
vs Duquesne	12/01/17		1	0-0	.000	0-0	.000	0-0	.000	0	0	0	0.3	0	0	0	0	0	0	0.7	
MOUNT ST. MARY'S	12/5/17		dnp	-	-	-	-	-	-	-	-	-	-	-	-	-	-	-	-	-	
WEST VIRGINIA	12/9/17		dnp	-	-	-	-	-	-	-	-	-	-	-	-	-	-	-	-	-	
MCNEESE	12/16/17		6	0-3	.000	0-1	.000	0-0	.000	0	2	2	0.6	1	0	1	0	0	0	0.6	
DELAWARE STATE	12/19/17		8	1-1	1.000	1-1	1.000	2-2	1.000	0	2	2	0.8	4	2	1	0	0	5	1.1	
TOWSON	12/22/17		dnp	-	-	-	-	-	-	-	-	-	-	-	-	-	-	-	-	-	
Totals			0	40	2-10	.200	2-8	.250	3-4	.750	0	6	6	0.8	7	2	4	0	1	9	1.1

Games played: 8
 Minutes/game: 5.0
 Points/game: 1.1
 FG Pct: 20.0
 3FG Pct: 25.0
 FT Pct: 75.0

Rebounds/game: 0.8
 Assists/game: 0.3
 Turnovers/game: 0.5
 Assist/turnover ratio: 0.5
 Steals/game: 0.1

CAREER HIGHS

Points	19, at Sacred Heart, 12/12/15	2017-18	Career
FG	7, vs. Penn, 11/29/15	-	23
FGA	16, vs. Boston University, 2/6/16	-	4
3FG	6, at Sacred Heart, 12/12/15	-	7
3FGA	11, at Sacred Heart, 12/12/15	-	6
FT	7, at George Washington, 11/13/15	-	28
FTA	9, at Navy, 3/1/16	-	5
Rebounds	9, vs. Colgate, 2/27/16	-	-
Off. Rebounds	1, 18x; last vs. Boston University, 2/6/16	-	-
Def. Rebounds	9, vs. Colgate, 2/27/16	-	-
Assists	5, at Loyola (Md.), 1/30/16	-	-
Steals	2, 6x; last at Navy, 3/1/16	-	-
Blocks	7, 7x; last vs. Fairleigh Dickenson, 12/9/15	-	-
Minutes	33, 3x; last vs. Fairleigh Dickenson, 12/9/15	-	-



ZACH SMITH | #35

R-SR-2L • G • 6-3 • 200 • Smethport, Pa. • Smethport / Pitt-Bradford

CAREER STATISTICS

Season	gp-gs	min/avg	Total		3-Point		F-Throws		Rebounds				Scoring							
			fg-fga	pct	fg-fga	pct	ft-fa	pct	off	def	tot	avg	pf	fo	ast	to	blk	stl	pts	avg
2016-17	8-0	15/1.9	0-5	.000	0-5	.000	0-0	.000	1	1	2	0.3	1	0	0	1	0	0	0	0.0
2017-18	2-0	3/1.5	0-0	.000	0-0	.000	0-0	.000	0	1	1	0.5	0	0	0	0	0	0	0	0.0
TOTAL	10-0	18/1.8	0-5	.000	0-5	.000	0-0	.000	1	2	3	0.3	1	0	0	1	0	0	0	0.0

2017-18 GAME-BY-GAME

Opponent	Date	gs	min	Total		3-Pointers		Free throws		Rebounds				pf	a	t/o	blk	stl	pts	avg
				fg-fga	pct	3fg-fga	pct	ft-fa	pct	off	def	tot	avg							
at Navy	11/10/17		dnp	-	-	-	-	-	-	-	-	-	-	-	-	-	-	-	-	-
MONTANA	11/13/17		dnp	-	-	-	-	-	-	-	-	-	-	-	-	-	-	-	-	-
UC SANTA BARBARA	11/15/17		dnp	-	-	-	-	-	-	-	-	-	-	-	-	-	-	-	-	-
vs Penn State	11/20/17		dnp	-	-	-	-	-	-	-	-	-	-	-	-	-	-	-	-	-
vs Oklahoma State	11/21/17		dnp	-	-	-	-	-	-	-	-	-	-	-	-	-	-	-	-	-
LEHIGH	11/25/17		dnp	-	-	-	-	-	-	-	-	-	-	-	-	-	-	-	-	-
HIGH POINT	11/28/17	1		0-0	.000	0-0	.000	0-0	.000	0	0	0	0.0	0	0	0	0	0	0	0.0
vs Duquesne	12/01/17		dnp	-	-	-	-	-	-	-	-	-	-	-	-	-	-	-	-	-
MOUNT ST. MARY'S	12/5/17		dnp	-	-	-	-	-	-	-	-	-	-	-	-	-	-	-	-	-
WEST VIRGINIA	12/9/17		dnp	-	-	-	-	-	-	-	-	-	-	-	-	-	-	-	-	-
MCNEESE	12/16/17	2		0-0	.000	0-0	.000	0-0	.000	0	1	1	0.5	0	0	0	0	0	0	0.0
DELAWARE STATE	12/19/17		dnp	-	-	-	-	-	-	-	-	-	-	-	-	-	-	-	-	-
TOWSON	12/22/17		dnp	-	-	-	-	-	-	-	-	-	-	-	-	-	-	-	-	-
Totals		0	3	0-0	.000	0-0	.000	0-0	.000	0	1	1	0.5	0	0	0	0	0	0	0.0

Games played: 2
Minutes/game: 1.5

Rebounds/game: 0.5

CAREER HIGHS

	2017-18	Career
Points	-	-
FG	-	-
FGA	2, vs. Louisville, 1/24/17	-
3FG	-	-
3FGA	2, vs. Louisville, 1/24/17	-
FT	-	-
FTA	-	-
Rebounds	2, vs. Louisville, 1/24/17	-
Off. Rebounds	1, vs. Louisville, 1/24/17	-
Def. Rebounds	1, 2x; last vs. McNeese State, 12/16/17	-
Assists	-	-
Steals	-	-
Blocks	-	-
Minutes	6, vs. Louisville, 1/24/17	-
Double-Figure Points	-	-
5 or more Rebounds	-	-
2 or more Steals	-	-
2 or more Assists	-	-
20+ Minutes	-	-



PEACE ILEGOMAH | #42

FR-HS • C • 6-9 • 235 • Benin City, Nigeria • CBD Montverde [Fla.]

CAREER STATISTICS

Season	gp-gs	min/avg	Total		3-Point		F-Throws		Rebounds				Scoring							
			fg-fga	pct	fg-fga	pct	ft-fa	pct	off	def	tot	avg	pf	fo	ast	to	blk	stl	pts	avg
2017-18	8-1	62/7.8	3-4	.750	0-0	.000	3-6	.500	4	8	12	1.5	17	0	1	9	6	1	9	1.1
TOTAL	8-1	62/7.8	3-4	.750	0-0	.000	3-6	.500	4	8	12	1.5	17	0	1	9	6	1	9	1.1

2017-18 GAME-BY-GAME

Opponent	Date	gs	min	Total		3-Pointers		Free throws		Rebounds				pf	a	t/o	blk	stl	pts	avg
				fg-fga	pct	3fg-fga	pct	ft-fa	pct	off	def	tot	avg							
at Navy	11/10/17		dnp	-	-	-	-	-	-	-	-	-	-	-	-	-	-	-	-	-
MONTANA	11/13/17		dnp	-	-	-	-	-	-	-	-	-	-	-	-	-	-	-	-	-
UC SANTA BARBARA	11/15/17	4		0-0	.000	0-0	.000	0-0	.000	0	0	0	0.0	1	0	3	0	0	0	0.0
vs Penn State	11/20/17	8		0-0	.000	0-0	.000	2-2	1.000	2	2	4	2.0	4	0	1	0	0	2	1.0
vs Oklahoma State	11/21/17	1		0-0	.000	0-0	.000	0-0	.000	0	0	0	1.3	0	0	0	0	0	0	0.7
LEHIGH	11/25/17		dnp	-	-	-	-	-	-	-	-	-	-	-	-	-	-	-	-	-
HIGH POINT	11/28/17	2		0-0	.000	0-0	.000	0-2	.000	1	1	2	1.5	2	0	1	0	1	0	0.5
vs Duquesne	12/01/17		dnp	-	-	-	-	-	-	-	-	-	-	-	-	-	-	-	-	-
MOUNT ST. MARY'S	12/05/17		dnp	-	-	-	-	-	-	-	-	-	-	-	-	-	-	-	-	-
WEST VIRGINIA	12/09/17	5		0-1	.000	0-0	.000	0-0	.000	1	1	2	1.6	1	0	0	0	0	0	0.4
MCNEESE	12/16/17	16		1-1	1.000	0-0	.000	1-2	.500	0	2	2	1.7	4	1	2	3	0	3	0.8
DELAWARE STATE	12/19/17	14		1-1	1.000	0-0	.000	0-0	.000	0	2	2	1.7	2	0	1	0	0	2	1.0
TOWSON	12/22/17	*	12	1-1	1.000	0-0	.000	0-0	.000	0	0	0	1.5	3	0	1	3	0	2	1.1
Totals		1	62	3-4	.750	0-0	.000	3-6	.500	4	8	12	1.5	17	1	9	6	1	9	1.1

Games played: 8
 Minutes/game: 7.8
 Points/game: 1.1
 FG Pct: 75.0
 FT Pct: 50.0

Rebounds/game: 1.5
 Assists/game: 0.1
 Turnovers/game: 1.1
 Assist/turnover ratio: 0.1
 Steals/game: 0.1

CAREER HIGHS

Points	3, vs. McNeese State, 12/16/17
FG	1, 3x; last vs. Towson, 12/22/17
FGA	1, 4x; last vs. Towson, 12/22/17
3FG	-
3FGA	-
FT	2, vs. Penn State, 11/20/17
FTA	2, 2x; last vs. McNeese State, 12/16/17
Rebounds	4, vs. Penn State, 11/20/17
Off. Rebounds	2, vs. Penn State, 11/20/17
Def. Rebounds	2, 3x; last vs. Delaware State, 12/19/17
Assists	1, vs. McNeese State, 12/16/17
Steals	1, vs. High Point, 11/28/17
Blocks	3, 2x; last vs. Towson, 12/22/17
Minutes	16, vs. McNeese State, 12/16/17

	2017-18	Career
Double-Figure Points	-	-
4 or more Rebounds	1	1
2 or more Blocks	2	2
2 or more Steals	-	-
20+ Minutes	-	-



KEVIN STALLINGS | PURDUE '82

Head Coach • Second Season at Pitt (25th overall)

Overall Record: 479-305

Conference Record: 217-190

Kevin Stallings was announced as the 15th head coach in Pitt men's basketball history March 28, 2016 after spending the previous 17 seasons at Vanderbilt. Stallings is in his 25th season as a head coach with an impressive 479-305 record overall.

Stallings' success comes as no surprise to players and coaches alike as his competitiveness, passion, intensity, work ethic, preparation and personality are driving forces behind his career.

In fact, success has followed Stallings throughout his career as a player at Purdue, an assistant at Purdue and Kansas and at previous head coaching positions at Illinois State and Vanderbilt. During his 37 years in college basketball, Stallings has been a part of 25 seasons with 20-or-more victories and a basketball season that concluded during postseason play 30 times.

As a head coach, Stallings has quietly put together an impressive resume that includes:

- 479 wins, including 217 conference victories
- 12 seasons with 20 or more wins
- 16 postseason appearances, including nine NCAA Tournament bids
- 10 NBA Draft picks, including two first round selections in the 2012 and 2016 drafts
- Five All-America selections
- Five Academic All-America award winners
- 46 all-conference selections
- 64 academic all-conference performers
- Four conference Player of the Year selections
- Three conference Coach of the Year honors
- Three conference tournament championships, including the 2012 SEC Championship

STALLINGS' RECORD WHEN...

	2017-18	Pitt	Total
Overall	8-5	24-22	479-305
Home	7-2	18-8	317-93
Road	0-1	2-9	107-166
Neutral	1-2	4-5	55-46
Conf. Regular Season	-	4-14	217-189
Home	-	3-6	138-65
Road	-	1-8	79-124
Conference Tournament	-	1-1	24-21
NCAA Tournament	-	-	5-9
NIT	-	-	7-7
Regular Season Non-Con	8-5	19-7	223-79
Home	7-2	15-2	167-24
Road	0-1	1-1	26-35
Neutral	1-2	3-4	30-20
Shoots 60% or better	-	1-0	24-0
Shoots 50% or better	3-1	11-3	200-23
Shoots under 30%	-	0-1	1-9
Holds Opp. to less than 50%	8-4	23-16	438-200
Holds Opp. to less than 40%	5-1	9-2	240-44
Holds Opp. to less than 30%	1-0	1-0	26-0
Outreounds Opp.	4-1	17-6	284-80
20 or more assists	1-0	6-0	118-12
7 or more 3FG	8-2	20-11	313-142
More made FTs than Opp.	5-2	20-14	340-91
Overtime Games	1-1	3-2	21-22
Double-overtime games	-	1-0	5-1
vs. Ranked Opponents (AP)	0-1	2-9	37-79
vs. Unranked Opponents	8-4	22-13	442-225
In November	3-4	9-5	92-30
In December	5-1	10-3	118-46
In January	-	1-7	105-94
In February	-	3-5	115-76
In March	-	1-2	49-58
Scores 59 points or less	0-1	0-7	19-82
Scores 60+ points	8-4	24-15	460-223
Scores 70+ points	7-1	22-5	368-93
Scores 80+ points	2-0	13-1	190-15
Scores 90+ points	-	4-0	62-0
Scores 100+ points	-	1-0	12-0

YEAR-BY-YEAR WITH KEVIN STALLINGS

Year	Overall		Conference		Con. Tourn.		NCAA		NIT		RS Non-Conf.		Home		Road		Neutral		vs. Top-25	
	W-L	Pct.	W-L	Pct.	W-L	Pct.	W-L	Pct.	W-L	Pct.	W-L	Pct.	W-L	Pct.	W-L	Pct.	W-L	Pct.	W-L	Pct.
Illinois State																				
1993-94	16-11	.593	12-6	.667	0-1	.000	-	-	-	-	4-4	.500	11-2	.846	4-9	.308	1-0	.000	-	-
1994-95	20-13	.606	13-5	.722	1-1	.500	-	-	1-1	.500	5-6	.462	13-4	.764	6-8	.429	1-1	.500	-	-
1995-96	22-12	.647	11-5	.688	1-1	.500	-	-	2-1	.667	6-5	.545	11-5	.688	9-6	.600	2-1	.667	0-1	.000
1996-97	24-6	.800	14-4	.778	3-0	1.000	0-1	.000	-	-	7-1	.875	14-1	.933	9-4	.692	1-1	.500	0-1	.000
1997-98	25-6	.806	16-2	.889	3-0	1.000	1-1	.500	-	-	5-3	.625	14-1	.933	9-4	.692	2-1	.667	0-1	.000
1998-99	16-15	.516	7-11	.389	1-1	.500	-	-	-	-	8-3	.727	11-7	.611	2-8	.200	3-0	1.000	0-1	.000
Vanderbilt																				
1999-2000	19-11	.633	8-8	.500	1-1	.500	-	-	0-1	.000	10-1	.909	14-3	.824	4-7	.364	1-1	.500	4-4	.500
2000-01	15-15	.500	4-12	.333	0-1	.000	-	-	-	-	11-2	.846	12-7	.632	3-7	.300	0-1	.000	2-6	.250
2001-02	17-15	.531	6-10	.375	0-1	.000	-	-	0-1	.000	10-3	.769	13-4	.765	2-9	.182	2-2	.500	3-3	.500
2002-03	11-18	.379	3-13	.188	1-1	.500	-	-	-	-	7-4	.636	10-6	.625	0-11	.000	1-1	.500	2-10	.167
2003-04	23-10	.697	8-8	.500	2-1	.667	2-1	.667	-	-	11-0	1.000	15-2	.882	4-6	.400	4-2	.667	4-5	.444
2004-05	20-14	.588	8-8	.500	0-1	.000	-	-	2-1	.667	10-4	.714	17-2	.894	2-8	.200	1-4	.200	1-2	.333
2005-06	17-13	.567	7-9	.438	1-1	.500	-	-	0-1	.000	9-2	.818	9-6	.600	7-5	.583	1-2	.333	0-6	.000
2006-07	22-12	.647	10-6	.625	0-1	.000	2-1	.667	-	-	10-4	.714	14-3	.824	4-6	.400	4-3	.571	6-2	.750
2007-08	26-8	.765	10-6	.625	1-1	.500	0-1	.000	-	-	15-0	1.000	19-0	1.000	4-6	.400	3-2	.600	1-2	.333
2008-09	19-12	.613	8-8	.500	0-1	.000	-	-	-	-	11-3	.786	13-4	.765	3-7	.300	3-1	.750	1-1	.500
2009-10	24-9	.727	12-4	.667	1-1	.500	0-1	.000	-	-	11-3	.786	14-2	.875	7-3	.700	3-4	.429	2-2	.500
2010-11	23-11	.676	9-7	.563	2-1	.667	0-1	.000	-	-	12-2	.857	14-3	.824	5-5	.500	4-3	.571	4-4	.500
2011-12	25-11	.694	10-6	.625	3-0	1.000	0-1	.000	-	-	11-4	.733	13-5	.722	6-5	.545	6-1	.857	3-6	.333
2012-13	16-17	.485	8-10	.444	2-1	.667	-	-	-	-	6-6	.500	9-6	.600	4-8	.333	3-3	.500	0-3	.000
2013-14	15-16	.484	7-11	.389	0-1	.000	-	-	-	-	8-4	.667	10-6	.625	3-8	.273	2-2	.500	0-2	.000
2014-15	21-14	.600	9-9	.500	0-1	.000	-	-	2-1	.667	10-3	.769	15-4	.789	5-8	.385	1-2	.333	0-2	.000
2015-16	19-14	.576	11-7	.611	0-1	.000	0-1	.000	-	-	8-5	.615	14-2	.875	3-9	.250	2-3	.400	2-6	.250
Pittsburgh																				
2016-17	16-17	.485	4-14	.222	1-1	.500	-	-	-	-	11-2	.846	11-6	.647	2-8	.200	3-3	.500	2-8	.200
2017-18	8-5	.615	-	-	-	-	-	-	-	-	8-5	.615	7-2	.778	0-1	.000	1-2	.333	0-1	.000
Career	479-305	.611	217-189	.534	24-21	.533	5-9	.357	7-7	.500	222-79	.738	317-92	.775	107-166	.392	55-46	.545	37-79	.319

2017-18 BOX SCORES

Official Basketball Box Score -- Game Totals -- Final Statistics

Towson vs Pitt

12/22/17 7:00 PM at Petersen Events Center (Pittsburgh, Pa.)

Towson 59 • (10-3)

#	Player	Total			3-Ptr			Rebounds			PF	TP	A	TO	Blk	Stl	Min
		FG-FGA	FG-FGA	FT-FTA	FG-FGA	FG-FGA	FT-FTA	Off	Def	Tot							
33	Eddie Keith II	r	3-9	0-1	1-2	3	2	5	5	7	0	1	0	0	19		
44	Alex Thomas	r	1-3	0-0	2-2	3	2	5	3	4	0	0	1	0	18		
00	Zane Martin	g	7-16	1-4	5-9	1	0	1	0	20	1	2	0	1	28		
22	Brian Starr	g	1-6	0-2	1-2	1	5	6	2	3	1	3	0	1	31		
23	Mike Morsell	g	4-11	0-5	3-3	0	2	2	0	11	0	1	1	2	28		
01	Travis Ingram		0-0	0-0	0-0	0	1	1	0	0	0	0	0	0	3		
02	Jordan McNeil		1-4	0-1	0-0	0	0	0	2	2	0	2	0	1	13		
03	Dashaun Morman		1-5	0-1	0-0	0	2	2	3	2	1	1	0	2	19		
04	Justin Gorham		3-7	0-1	2-4	3	5	8	1	8	1	0	0	1	24		
11	Dennis Tunstall		1-1	0-0	0-0	2	2	4	4	2	0	1	4	1	17		
	Team					0	0	0									
Totals			22-62	1-15	14-22	13	21	34	20	59	4	11	6	9	200		

FG % 1st Half: 11-29 37.9% 2nd half: 11-33 33.3% Game: 22-62 35.5% Deadball
 3FG % 1st Half: 0-6 0.0% 2nd half: 1-9 11.1% Game: 1-15 6.7% Rebounds
 FT % 1st Half: 5-9 55.6% 2nd half: 9-13 69.2% Game: 14-22 63.6% 2.1

Pitt 63 • (8-5)

#	Player	Total			3-Ptr			Rebounds			PF	TP	A	TO	Blk	Stl	Min
		FG-FGA	FG-FGA	FT-FTA	FG-FGA	FG-FGA	FT-FTA	Off	Def	Tot							
00	Jared Wilson-Frame	r	3-16	2-11	2-5	2	7	9	2	10	1	4	0	1	27		
42	Peace Ilegomah	c	1-1	0-0	0-0	0	0	0	3	2	0	1	3	0	12		
01	Parker Stewart	g	4-12	2-9	3-4	1	3	4	4	13	1	0	1	1	32		
05	Marcus Carr	g	2-3	1-2	2-2	1	7	8	3	7	6	7	0	1	34		
13	Khameron Davis	g	2-6	1-3	2-3	0	3	3	2	7	2	1	1	2	28		
02	Jonathan Milligan		2-4	0-1	1-2	0	2	2	0	5	3	2	0	2	22		
15	Kene Chukwuka		0-1	0-0	0-0	2	0	2	0	0	0	1	0	0	5		
21	Terrell Brown		5-7	0-0	2-5	4	3	7	3	12	1	0	1	0	24		
23	Shamiel Stevenson		3-6	1-2	0-0	1	3	4	1	7	0	3	0	0	16		
	Team					4	5	9			2						
Totals			22-56	7-28	12-21	15	33	48	18	63	14	21	6	7	200		

FG % 1st Half: 10-31 32.3% 2nd half: 12-25 48.0% Game: 22-56 39.3% Deadball
 3FG % 1st Half: 1-6 6.3% 2nd half: 6-12 50.0% Game: 7-28 25.0% Rebounds
 FT % 1st Half: 3-5 60.0% 2nd half: 9-16 56.3% Game: 12-21 57.1% 6

Officials: Tim Comer (R), Brian O'Connell, Clarence Armstrong

Technical fouls: Towson-None. Pitt-Jared Wilson-Frame.

Attendance: 3126

Score by periods	1st	2nd	Total
Towson	27	32	59
Pitt	24	39	63

Points	In	Off	2nd	Fast	Bench
TOWSON	Paint	T/O	Chance	Break	
TOWSON	36	21	13	13	14
UP	28	14	11	6	24

Last FG - TOWSON 2nd-02:49, UP 2nd-00:52.
 Largest lead - TOWSON by 9 1st-12:41, UP by 4 2nd-16:29.
 TOWSON led for 27:51. UP led for 06:29. Game was tied for 05:40.

Score tied - 6 times.
 Lead changed - 4 times.

2017-18 Pitt Men's Basketball
Pitt Combined Team Statistics (as of Dec 22, 2017)
All games

RECORD:	OVERALL	HOME	AWAY	NEUTRAL
ALL GAMES	8-5	7-2	0-1	1-2
CONFERENCE	0-0	0-0	0-0	0-0
NON-CONFERENCE	8-5	7-2	0-1	1-2

#	Player	gp-gs	min	avg	Total		3-Point		F-Throw		Rebounds				pf	dq	a	to	blk	stl	pts	avg
					fg-fga	fg%	3fg-fga	3fg%	ft-fa	ft%	off	def	tot	avg								
00	Jared Wilson-Frame	13-13	372	28.6	56-146	.384	29-86	.337	26-36	.722	11	40	51	3.9	25	0	15	29	4	7	167	12.8
04	Ryan Luther	10-10	325	32.5	48-105	.457	12-31	.387	19-29	.655	36	65	101	10.1	28	1	28	19	7	16	127	12.7
05	Marcus Carr	13-10	375	28.8	48-95	.505	19-39	.487	38-42	.905	4	34	38	2.9	25	0	53	40	3	9	153	11.8
23	Shamiel Stevenson	13-7	329	25.3	44-88	.500	6-21	.286	35-55	.636	14	56	70	5.4	25	1	19	25	6	6	129	9.9
02	Jonathan Milligan	13-8	288	22.2	31-67	.463	7-28	.250	24-30	.800	0	18	18	1.4	15	0	23	16	1	7	93	7.2
01	Parker Stewart	13-2	249	19.2	24-71	.338	19-60	.317	16-20	.800	1	29	30	2.3	15	0	11	4	1	6	83	6.4
13	Khameron Davis	13-6	289	22.2	24-45	.533	12-23	.522	8-13	.615	3	30	33	2.5	24	1	14	15	6	7	68	5.2
21	Terrell Brown	12-5	124	10.3	14-26	.538	0-4	.000	7-13	.538	12	14	26	2.2	17	0	10	11	9	1	35	2.9
15	Kene Chukwuka	12-3	175	14.6	11-29	.379	3-19	.158	4-14	.286	7	24	31	2.6	26	0	13	10	5	3	29	2.4
24	Samson George	4-0	15	3.8	3-3	1.000	0-0	.000	1-2	.500	1	4	5	1.3	4	0	1	0	0	0	7	1.8
33	Monty Boykins	8-0	40	5.0	2-10	.200	2-8	.250	3-4	.750	0	6	6	0.8	7	0	2	4	0	1	9	1.1
42	Peace Ilegomah	8-1	62	7.8	3-4	.750	0-0	.000	3-6	.500	4	8	12	1.5	17	0	1	9	6	1	9	1.1
22	Anthony Starzynski	2-0	2	1.0	0-0	.000	0-0	.000	0-0	.000	0	0	0	0.0	0	0	0	1	0	0	0	0.0
12	Joe Mascaro	2-0	2	1.0	0-0	.000	0-0	.000	0-0	.000	0	0	0	0.0	0	0	1	0	0	0	0	0.0
35	Zach Smith	2-0	3	1.5	0-0	.000	0-0	.000	0-0	.000	0	1	1	0.5	0	0	0	0	0	0	0	0.0
Team											19	25	44		2		5					
Total.....		13	2650		308-689	.447	109-319	.342	184-264	.697	112	354	466	35.8	230	3	191	188	48	64	909	69.9
Opponents.....		13	2650		326-805	.405	99-298	.332	143-220	.650	171	305	476	36.6	243	5	175	151	45	92	894	68.8

TEAM STATISTICS	UP	OPP	Date	Opponent	Score	Att.
SCORING	909	894	11/10/17	at Navy	L 62-71	3238
Points per game	69.9	68.8	11/13/17	MONTANA	Lot 78-83	3102
Scoring margin	+1.2	-	11/15/17	UC SANTA BARBARA	W 70-62	2685
FIELD GOALS-ATT	308-689	326-805	11/20/17	vs Penn State	L 54-85	5904
Field goal pct	.447	.405	11/21/17	vs Oklahoma State	L 67-73	5081
3 POINT FG-ATT	109-319	99-298	11/25/17	LEHIGH	W 80-68	3317
3-point FG pct	.342	.332	11/28/17	HIGH POINT	W 71-63	2399
3-pt FG made per game	8.4	7.6	12/01/17	vs Duquesne	W 76-64	10118
FREE THROWS-ATT	184-264	143-220	12/5/17	MOUNT ST. MARY'S	Wot 82-78	2333
Free throw pct	.697	.650	12/9/17	WEST VIRGINIA	L 60-69	7748
F-Throws made per game	14.2	11.0	12/16/17	MCNEESE	W 72-51	2830
REBOUNDS	466	476	12/19/17	DELAWARE STATE	W 74-68	2372
Rebounds per game	35.8	36.6	12/22/17	TOWSON	W 63-59	3126
Rebounding margin	-0.8	-				
ASSISTS	191	175				
Assists per game	14.7	13.5		* - ACC game		
TURNOVERS	188	151				
Turnovers per game	14.5	11.6				
Turnover margin	-2.8	-				
Assist/turnover ratio	1.0	1.2				
STEALS	64	92				
Steals per game	4.9	7.1				
BLOCKS	48	45				
Blocks per game	3.7	3.5				
ATTENDANCE	29912	24341				
Home games-Avg/Game	9-3324	1-3238				
Neutral site-Avg/Game	-	3-7034				

Score by Periods	1st	2nd	OT	Totals
Pitt	407	488	14	909
Opponents	414	465	15	894