

MIAMI BASKETBALL

THE BASICS

Date/Time: Saturday, Dec. 16, 2017 / Noon ET
Location: Washington, D.C./Smith Center (5,000)
Television: CBSSN; **Online:** None
 Jason Horowitz (PxP) and Dan Bonner (analyst)
Radio: WQAM 560-AM (Joe Zagacki - PxP)
Satellite Radio: SiriusXM SXM 194 (Internet 956)
Series vs. GW: GW leads, 3-1

2017-18 SCHEDULE/RESULTS

OPPONENT	TV	TIME/SCORE
NOVEMBER (6-0)		
1 NEWBERRY*	ACCN Extra	W, 106-79
10 [13/12] GARDNER-WEBB	ACCN Extra	W, 77-45
12 [13/12] NAVY	ACCN Extra	W, 89-55
16 [11/12] FLORIDA A&M	ACCN Extra	W, 90-59
22 [11/11] vs. La Salle ¹		W, 57-46
25 [11/11] NORTH FLORIDA	RSN	W, 86-65
29 [10/13] at No. 12/12 Minnesota ²	ESPN2	W, 86-81
DECEMBER (2-0)		
2 [10/13] vs. Princeton ³	ESPNU	W, 80-52
5 [10/11] BOSTON UNIVERSITY	RSN	W, 69-54
16 [6/8] at George Washington	CBSSN	Noon
23 at Hawai'i ⁴	ESPNU	1 a.m.
23 vs. Davidson/ New Mexico State ⁴	ESPN2/U	TBA
25 vs. Akron/Middle Tennessee/ Princeton/USC	ESPN2/U	TBA
30 at Pittsburgh*	ACCN	4 p.m.
JANUARY		
3 at Georgia Tech*	RSN	9 p.m.
7 FLORIDA STATE*	ESPNU	6 p.m.
13 at Clemson*	ESPNU	3 p.m.
15 DUKE*	ESPN	7 p.m.
21 at NC State*	ACCN	Noon
24 LOUISVILLE*	ESPN2	7:30 p.m.
27 at Florida State*	ACCN	4 p.m.
31 PITTSBURGH*	RSN	7 p.m.
FEBRUARY		
3 at Virginia Tech*	ESPN2	2 p.m.
7 WAKE FOREST*	ESPN2	7 p.m.
10 at Boston College*	RSN	2 p.m.
13 VIRGINIA*	ESPN2	9 p.m.
17 SYRACUSE*	CBS	Noon
19 at Notre Dame*	ESPN	7 p.m.
24 BOSTON COLLEGE*	RSN	2 p.m.
27 at North Carolina*	ESPN	9 p.m.
MARCH		
3 VIRGINIA TECH*	ESPN2	Noon
6-10 ACC Tournament ⁵	ESPN/ESPN2/ACCN	

BOLD CAPS denotes home games at Watsco Center, Coral Gables, Fla.; [#/#] denotes Miami's AP/USA TODAY ranking
 *Exhibition; * ACC game

¹ Reading, Pa.; ² ACC/Big Ten Challenge

³ Hoophall Miami Invitational, American Airlines Arena (Miami, Fla.)

⁴ Hawaiian Airlines Diamond Head Classic (Honolulu, Hawai'i)

⁵ Barclays Center, Brooklyn, N.Y.

All times Eastern and subject to change

MIAMI ATHLETICS COMMUNICATIONS

Assistant AD for Communications & Content:

Andy Fledderjohann (MBB Contact)

Email: afledderjohann@miami.edu

Cell Phone: 434-906-0075 (c)

Twitter/Instagram/Facebook: @CanesHoops

GAME 9 • DEC. 16, 2017 • NOON ET • WASHINGTON, D.C.



6/8 MIAMI HURRICANES (8-0)

Head Coach: Jim Larrañaga (Providence, 1971 [B.A.])

Record at UM: 147-69 (7th season), **Career Record:** 617-403 (34th season)

VS



GEORGE WASHINGTON COLONIALS (5-5)

Head Coach: Maurice Joseph (Vermont, 2009)

Record at GW: 25-20 (2nd season), **Career Record:** 25-20 (2nd season)

THINGS TO KNOW

- Miami is one of six remaining unbeaten teams in Division I (Arizona State, Florida State, Georgetown, TCU, Villanova).
- At No. 6 in the latest AP poll, Miami owns its highest ranking since a No. 5 standing on March 18, 2013.
- UM shot 49.3 percent (35-for-71) from 3-point range in its last three games.
- DJ Vasiljevic is 11-for-18 from 3-point range and has averaged 15.3 points per game in his last three games.
- UM ranks second nationally in scoring defense (57.1) and field-goal defense (35.3%).
- UM is outscoring teams by 22.1 points per game (third best nationally).
- Lonnie Walker IV is the reigning ACC Rookie of the Week after his 26-point, seven-rebound outing against Boston U.

MIAMI, GW WRAP UP HOME-AND-HOME SERIES

Miami and GW have met four times previously, with the Colonials owning a 3-1 series edge.

As part of this home-and-home series, UM won 72-64 on Dec. 22, 2016, in Coral Gables.

Jim Larrañaga is 2-4 in his career against GW, including 1-1 while at Miami.

UM last played in D.C. in the 2016 ACC Tournament at the then-Verizon Center and last played at GW on Feb. 11, 1971.

DMV CONNECTIONS GALORE ON MIAMI ROSTER

Miami features plenty of connections to the DC area.

Jim Larranaga and Chris Caputo each coached at nearby George Mason. Larranaga led GMU for 14 years, while Caputo spent nine years there.

They also led the Patriots to the 2006 NCAA Final Four.

Freshman Chris Lykes is a native of Mitchellville, Md., about 15 miles northeast of D.C., and is the leading scorer in Gonzaga College HS history (2,266 points).

SEARCHING FOR 8-0

Miami is aiming for its first 9-0 start in 10 years. The 2007-08 team opened with 12 straight wins.

The 8-0 start matches the best in the Jim Larrañaga tenure (2014-15).

This is the fourth straight year the Hurricanes have started at least 4-0 and the fifth time in seven years under Larrañaga.

As of Thursday, Miami was one of six remaining unbeaten teams in Division I.

ROAD WARRIORS

Miami plays its next six games away from the comforts of home. UM has three road games as well as a trip to the Diamond Head Classic on the upcoming docket.

UM is in the midst of a stretch with just one home game in 42 days.

After returning from Hawaii, UM opens ACC play at Pitt (Dec. 30) and Georgia Tech (Jan. 3).

UM's next home game is an ACC clash with Florida State on Jan. 7.

AS A RANKED TEAM

The Hurricanes are ranked No. 6 in the Associated Press Poll and No. 8 in the USA TODAY Coaches Poll, each released Monday. As a ranked team under Jim Larrañaga, Miami is 50-18.

UM's AP ranking is its highest since a No. 5 ranking on March 18, 2013.

Miami has been ranked in five of Larrañaga's seven seasons at The U, topping out at No. 2 in both polls on Feb. 18, 2013.

LIFE ON THE ROAD

Miami is 41-32 on the road in seven years under Larrañaga, including 15-5 in non-conference action.

UM won its 2017-18 road opener, 86-81, on Nov. 29 at then-No. 12 Minnesota in the Big Ten/ACC Challenge.

The Hurricanes were 4-6 in road games last season.

PROJECTED STARTING LINEUP

Pos.	No.	Name	Yr.	Ht.	Wt.	PPG	RPG	APG	Of Note
G	0	Ja'Quan Newton	Sr.	6-3	191	10.4	2.6	3.0	Needs 54 points to reach 1,000 career points
G	1	Dejan (DJ) Vasiljevic	So.	6-3	203	11.8	2.8	0.4	Fifth in ACC in 3FG per game (2.63)
G	3	Anthony Lawrence II	Jr.	6-7	210	7.9	6.4	3.1	Ranks 20th in ACC in rebounds per game
G	4	Lonnie Walker IV	Fr.	6-5	204	9.9	2.9	1.6	Reigning ACC Rookie of Week (26 pts, 7 reb. vs. BU)
C	20	Dewan Huell	So.	6-11	236	13.1	5.6	0.5	Second in ACC in FG pct (.652)

RESERVES

G	2	Chris Lykes	Fr.	5-7	161	7.1	0.8	1.6	DC native; Had 10 pts, three steals at Minnesota
G	5	Mike Robinson	Sr.	5-10	170	0.6	0.0	0.2	Walk-on; played in 23 career games
G	11	Bruce Brown Jr.	So.	6-5	205	11.7	8.6	5.0	Missed BU game with left hand injury
C	14	Rodney Miller	So.	7-0	255	1.6	0.4	0.0	Played in 15 games during freshman campaign
C	15	Ebuka Izundu	Jr.	6-10	235	5.5	5.1	0.6	Recorded first career double-double in opener
F	21	Sam Waardenburg	R-Fr.	6-10	217	3.2	3.0	0.3	Had 9 points, 6 rebounds vs. North Florida
F	35	Chris Stowell	Sr.	6-6	208	0.0	0.2	0.0	Walk-on; played in 24 career games



MEDIA INFORMATION COVERING THE CANES

All interview requests for coaches or student-athletes must be approved and cleared by Andy Fledderjohann in the UM Communications office. Please provide at least one day to coordinate interviews.

Any misuse of credentials will result in removal from the Watsco Center and the permanent voiding of the credential.

The Miami locker room is closed at all times. For home games, head coach Jim Larrañaga and at least one UM player will report to the media room for interviews following the opposing team's press conference.

PRESS CREDENTIALS

Media members interested in obtaining season or game credentials should apply online at www.sportssystem.com/miami/basketball.

Credential requests should be submitted no later than seven days prior to the game. Credentials that cannot be mailed will be held for pickup at the will call window at Watsco Center. You must have a press pass to be admitted to the media area and the press room. Seating priority will be given to regular attendees.

PHOTO CREDENTIALS

All photographers and camera operators must wear a visible credential issued by the Miami Athletics Communications Department. Photographers work from the baselines at both ends of the court at Watsco Center. Live television is given top priority for courtside space.

ACC TELECONFERENCE SCHEDULE

The 2018 ACC Men's Basketball Weekly Teleconference begins Monday, Jan. 8, 2017, and continues each Monday through Feb. 26. Each coach will have 10 minutes to make an opening statement and answer questions.

There will be an instant replay of each teleconference on TheACC.com each Monday afternoon. Coaches whose teams play on Monday evening will not participate in that day's teleconference.

Jan. 8: Larrañaga 12:10 p.m. (Brownell 10:30 a.m.)

Jan. 15: Not on call (Duke game day)

Jan. 22: Larrañaga 12:10 p.m. (Padgett 11:50 a.m., Hamilton 11:40 a.m.)

Jan. 29: Larrañaga 12:10 p.m. (Stallings 11 a.m., Williams 12:30 p.m.)

Feb. 5: Larrañaga 12:10 p.m. (Manning 11:20 a.m., Christian 11:30 a.m.)

Feb. 12: Larrañaga 12:10 p.m. (Bennett 11:10 a.m., Boehm Noon)

Feb. 19: not on call (Notre Dame game day)

Feb. 26: Larrañaga 12:10 p.m. (R. Williams 12:20 p.m.)

DEFENSE SOLID THROUGH EIGHT GAMES

Miami's defense has been strong in the first month of the season, limiting its opponents to 57.1 points per game (second in ACC/second in NCAA) and 35.3 percent shooting (first in ACC/second in NCAA).

The Hurricanes are limiting their opponents to 25.7 percent shooting from 3-point range (first in ACC, fourth nationally).

UM's defense has recorded four scoreless stretches of five-plus minutes, including a five-minute, 52-second stretch in the first half against Princeton.

BALANCE ON OFFENSE

Miami put at least five players in double figures in scoring in five of its first eight games. The Hurricanes had three such games in 33 contests in the entire 2016-17 season.

Miami has no one in the ACC's top 25 in scoring, but eight Hurricanes are averaging at least 5.5 points per game, while the Canes are shooting 50.3 percent as a team.

Dewan Huell (13.1 ppg) has hit for 10-plus points in six of the eight contests and leads four Canes in double figures this year.

BROWN MISSES BU GAME

Starting guard Bruce Brown Jr. sat out the Boston University game because of a left hand injury, the first game he has missed in his Miami career.

Brown is averaging 11.7 points, 8.7 rebounds and five assists this year.

He ranks second in the ACC in assist-to-turnover ratio (2.92), with 35 assists and just 12 turnovers, and also is the leading rebounder among ACC guards, averaging 8.6 per game.

Brown did not start the second half against La Salle after a scoreless first half and then had seven points and five boards in the second half. Since then he averaged 15.6 points, eight rebounds and four assists in his last three games.

HOLDING OPPONENTS UNDER 60

Miami has held six of its eight opponents to fewer than 60 points.

UM limited four straight opponents to fewer than 60 points to open the season. That marked the second time that has happened in the Jim Larrañaga era.

The other was a six-game stretch from Dec. 25, 2012 to Jan. 16, 2013.

UM is 74-9 in seven seasons under Larrañaga, including 6-0 this year, when limiting its opponents to fewer than 60 points.

PLAYING WITH THE LEAD

Miami has played with a lead for the vast majority of the first eight games.

The Hurricanes have led for 272 minutes, 9 seconds of the 320 minutes thus far (85 percent). UM has trailed for just 24:32.

Miami has yet to trail in the second half this season.

HUELL OFF TO BIG START IN THE POST

Sophomore center Dewan Huell has started the season well and leads the team in scoring at 13.1 points per game. He averaged 5.6 per game last year.

He scored a career-best 23 points on 10-of-16 shooting at Minnesota and ranks second in the ACC in field-goal percentage (.652).

Huell scored in double figures in each of the first six games and recorded his first career double-double on Nov. 12, matching a career high with 10 boards.

He is averaging 5.6 boards per game (3.1 last year).

DEC. 22, 2016: MIAMI 72, GW 64

Davon Reed scored 17 points to lead Miami to a 72-64 victory over George Washington on Dec. 22, 2016, at the Watsco Center in Coral Gables.

The Hurricanes secured the victory with eight free throws in the final 41 seconds. Reed's two free throws with 5.9 seconds left gave Miami its final margin.

JaQuan Newton finished with 14 points and Bruce Brown had 14 points and 12 rebounds for the Hurricanes. Ebuka Izundu added 12 points.

Yuta Watanabe scored 15 points to lead the Colonials (8-5).

DID YOU KNOW?

- Miami is the only school with both its men's basketball and football teams currently in the top 10.
- With Mark Richt earning ACC Coach of the Year honors this year, Miami's current football, baseball and men's and women's basketball coaches all have earned ACC Coach of the Year laurels during their careers.
 - It marks just the sixth time to ACC history a school has had its active football, baseball and basketball coaches all earn ACC COY honors.
 - The list (football/baseball/MBB/WBB and years together at ACC Coaches of Year):

Miami: Richt/Morris/Larrañaga/Meier (2017)

FSU: Bowden/Martin/Hamilton/Semrau (2009)

UVA: Groh/O'Connor/Leitao/Ryan (2007-09)

Duke: Goldsmith/Traylor/Krzyzewski/Goestenkors (1996-98)

UNC: Brown/Roberts/Smith/Hatchell (1997)

UVA: Welsh/Womack/Holland/Ryan (1985-90)

NOTING THE YOUTH MOVEMENT

Miami features a young group this season. Seven of the Hurricanes' 10 active scholarship players are underclassmen.

Ja'Quan Newton is the lone scholarship senior.

Miami's starting lineup this year has featured Newton, Anthony Lawrence (junior) and sophomores Bruce Brown, Dewan Huell and Dejan Vasiljevic.

LYKES PROVIDES SPARK

DMV native Chris Lykes has given UM a big boost off the bench, particularly at Minnesota.

The rookie guard scored 10 points and added a season-best three steals in 19 minutes off the bench.

Lykes was inserted to start the second half, and Miami responded by going on a 9-2 run to break a 36-all halftime deadlock.

He is shooting 43 percent from 3-point range and averaging 7.1 points per game this year.

CANES LOOK FOR 70 POINTS

Miami has eclipsed the 70-point plateau in six of its eight games this year.

Last season Miami was 17-1 overall and 8-1 in ACC play when scoring 70+ points.

UM is 61-11 when scoring 70 or more points under Jim Larrañaga and 38-1 when breaking the 80-point barrier.



QUICK FACTS

Location Coral Gables, Fla.
 Enrollment 17,021
 Founded 1925
 Nickname Hurricanes
 Colors Orange (PMS 1665), Green (3435) and White
 President Dr. Julio Frenk
 Director of Athletics Blake James
 Conference Atlantic Coast
 Arena/Capacity Watsco Center/7,972
 Press Row 305-284-2111

COACHING STAFF

Head Coach Jim Larrañaga (Providence, '71)
 Record at Miami 147-69 (7th season)
 Career Record 617-403 (34th season)
 Assoc. Head Coach .. Chris Caputo (Westfield [Mass.] State, '02)
 Assistant Coach Jamal Brunt (Randolph Macon, '03)
 Assistant Coach Adam Fisher (Penn State, '06, '09)
 Dir of Basketball Ops.. Lamont Franklin (UNC Wilmington, '97)
 Associate Director of Ops Jeff Dyer (Delaware, '14)
 Player Development Asst..... Chaison Allen (Northeastern, '11)
 Strength & Conditioning Coach Steve Felde (Concordia, '03)
 Assistant Athletic Trainer Javier Jimenez (Temple, '06)

PROGRAM HISTORY

First Year of Basketball 1926
 All-Time Record 1,019-739 (.578)
 Under Jim Larrañaga 147-69 (7 years)
 All-Time ACC Record 107-111 (.491)
 Under Jim Larrañaga 64-42 (.604)
 ACC Regular-Season Championships 1 (2013)
 ACC Tournament Championships 1 (2013)
 NCAA Tournament Appearances 9
 1960, 1998, 1999, 2000, 2002, 2008, 2013, 2016, 2017
 All-Time Record in NCAA Tournament 8-9
 Last NCAA Postseason Finish 2017 First Round
 NIT Appearances 12
 1961, '63, '64, '95, '97, 2001, '05, '06, '09, '11, '12, '15
 All-Time Record in NIT 11-12
 Last NIT Finish 2015 Runner-Up

CANES IN PRO BASKETBALL

NBA

Shane Larkin Boston Celtics
 Sheldon McClellan Washington Wizards
 Davon Reed Phoenix Suns

NFL

Jimmy Graham Seattle Seahawks
 Erik Swoope Indianapolis Colts

G-League

DeQuan Jones Fort Wayne Mad Ants
 Kamari Murphy Long Island Nets
 Durand Scott Memphis Hustle
 Trey McKinney Jones Fort Wayne Mad Ants

International

Garrus Adams Bashkimi (Kosovo)
 Rion Brown Dijon (France)
 Ivan Cruz Uceda Real Betis Energia Plus (Spain)
 Guillermo Diaz San Lorenzo de Almagra (Argentina)
 Julian Gamble Telekom Baskets Bonn (Germany)
 Malcolm Grant Nevėžis Kėdainiai (Lithuania)
 Tonye Jekiri Oostende (Belgium)
 Reggie Johnson Mono Vampire Bangkok (Thailand)
 Kenny Kadji Tofaş (Turkey)
 Angel Rodriguez Maccabi Haifa (Israel)

NOTING THE BOSTON U. GAME

- Miami started the second half on a 7-0 run in the first 2:28 after the break to jump out to a 37-30 lead. UM has not trailed in any second half this season.
- The Hurricanes scored double-digit 3-pointers for third-straight game (10 at Minnesota, 14 against Princeton, 11 against BU).
- UM committed a season-high 15 turnovers.
- In place of an injured Bruce Brown, freshman guard Lonnie Walker IV made his first career start and scored a career-high 26 points (previously 12), the third-most by a freshman Hurricane in the ACC era (since '04-05).
- Walker finished the game with a career-high five 3-pointers (four in the second half). He also had a career-high seven rebounds while playing 28 minutes.
- Walker scored eight straight Miami points in a span of 2:33 early in the first half.
- DJ Vasiljevic finished with 15 points, his third straight game in double figures.
- Anthony Lawrence II finished the game with a career-high six assists.

3-POINT SUCCESS IN LAST THREE GAMES

Miami hit at least 10 threes in each of its last three games, going 35-for-71 (.493) in that span. The Hurricanes nailed 10 threes at Minnesota, 14 against Princeton and 11 versus Boston U. After shooting just 34.3 percent from long distance in its first five games, Miami is now hitting on 40.3 percent of its attempts for the season. Miami is averaging 8.8 3-pointers per game this season. Under Jim Larrañaga, the Canes are 99-28 when making at least seven from 3-point range.

WAARDENBURG MAKES FIRST APPEARANCE

After redshirting last season and missing the first three games this year with a back injury, forward Sam Waardenburg made his college debut against La Salle. He scored seven points in 13 minutes against La Salle and followed it up by scoring nine points and grabbing six boards in 16 minutes against North Florida. The 6-foot-10 New Zealand native has added about 15 pounds to his frame since arriving at UM.

THE WATSCO ADVANTAGE

Miami has defended its home turf well in recent years, winning 32 of its last 34 games at the Watsco Center. The Hurricanes went 14-2 at home last year and are 82-22 (.788) under Jim Larrañaga. Miami has won 16 straight home non-conference games, dating to a 78-77 loss to Northeastern on Nov. 27, 2015.

In the first 16 years at the Watsco Center (formerly BankUnited Center), Miami is 177-66 (.728). In seven seasons under Larrañaga, Miami is 44-7 in non-conference play and 38-15 in ACC action at home. In both 2012-13 and 2015-16, the Canes had just one loss at Watsco Center.

Miami at Watsco Center Under Jim Larrañaga

Year	Overall	N-C	ACC
2011-12	14-4	8-2	6-2
2012-13	14-1	6-0	8-1
2013-14	8-8	5-2	3-6
2014-15	12-6	7-2	5-4
2015-16	15-1	6-1	9-0
2016-17	14-2	7-0	7-2
2017-18	5-0	5-0	-
Totals	82-22	44-7	38-15

BROWN JOINS ELITE TRIPLE-DOUBLE COMPANY

Bruce Brown Jr. started off his sophomore season with a great all-around performance against Gardner-Webb, recording his second career triple-double, the third in school history and the 31st in ACC history. Brown became just the sixth player in the league's storied history to earn a pair of triple-doubles. He reached the status at the 5:36 mark of the second half with a field goal for his ninth and 10th points. As part of the opener, Brown matched his career high in assists and fell one shy of his high in rebounds.

Players with Two Triple-Doubles in ACC History

Tree Rollins, Clemson (1977, 1979)
 Ralph Sampson, Virginia (1979)
 Derrick Lewis, Maryland (1987)
 Sharone Wright, Clemson (1992, 1993)
 Dennis Smith Jr., NC State (2017)
Bruce Brown Jr., Miami (2016, 2017)

Triple-Doubles in Program History

1. Anthony King vs. Florida Atlantic, 11/29/04
11 points, 10 rebounds, 13 blocks
2. **Bruce Brown Jr.** vs. South Carolina State, 12/6/15
11 points, 11 rebounds, 10 assists
3. **Bruce Brown Jr.** vs. Gardner-Webb, 11/10/17
10 points, 11 rebounds, 10 assists

MORE HONORS FOR BROWN

Bruce Brown Jr. added a pair of early-season honors in the recently, as he was named to the watch list John L. Wooden Award as well as the Citizen Naismith Trophy Top 50. In the preseason, Brown was named to the Preseason All-ACC Second Team. He also was lauded nationally on the watch lists for the Citizen Naismith Trophy, Julius Erving Small Forward of the Year Award, Lute Olson National Player of the Year Award and the Oscar Robertson Trophy.

WHO'S BACK

The Hurricanes welcome back 10 players from their 2017 NCAA Tournament squad, including starters Bruce Brown Jr., Anthony Lawrence II and Ja'Quan Newton. In all, Miami returns six players who averaged double-figure minutes.

Newton averaged 13.5 points and 31.4 minutes per game last years. After a standout rookie season, Brown (11.8 ppg, 5.6 rpg, 31.9 mpg) is back, as is Lawrence (6.8 ppg, 3.8 rpg, 26 mpg).

Miami also returns Dejan Vasiljevic, Ebuka Izundu and Dewan Huell, each of whom averaged at least 13 minutes per game last year. Izundu and Huell are the Canes' top returning post threats, while Vasiljevic averaged six points in 17 minutes per game off the bench.

CANES WELCOME STRONG CLASS OF ROOKIES

Miami added three high-touted newcomers this year in Deng Gak, Chris Lykes and Lonnie Walker IV. Each was an ESPN Top 100 recruit last season.

A 2017 McDonald's All-American and consensus top-20 recruit, Walker IV was among 20 players named to the preseason watch list for the 2018 Jerry West Shooting Guard of the Year Award.

Walker recently was tabbed the "most exciting freshman in America" by ESPN.com's Myron Medcalf. Lykes was ESPN's No. 45 recruit, while Gak was rated No. 91. Gak is expected to redshirt this season.



IN THE POLLS (DEC. 11)

ASSOCIATED PRESS

Rk	Team	Record	Votes
1	Villanova (41)	10-0	1,598
2	Michigan State (19)	9-1	1,561
3	Wichita State	8-1	1,402
4	Duke	11-1	1,362
5	Arizona State (5)	9-0	1,316
6	Miami	8-0	1,272
7	North Carolina	9-1	1,237
8	Kentucky	8-1	1,227
9	Texas A&M	8-1	1,072
10	Xavier	9-1	1,044
11	West Virginia	9-1	972
12	Gonzaga	8-2	805
13	Kansas	7-2	760
14	TCU	10-0	718
15	Seton Hall	8-1	704
16	Virginia	8-1	690
17	Purdue	10-2	568
18	Notre Dame	8-2	564
19	Florida State	9-0	452
20	Tennessee	7-1	342
21	Baylor	7-2	281
22	Florida	6-3	261
23	Arizona	7-3	252
24	Texas Tech	7-1	191
25	Cincinnati	7-2	145

Others receiving votes: Creighton 79, Oklahoma 72, Texas 52, Louisville 19, Arkansas 17, Virginia Tech 15, Minnesota 15, Nevada 13, Mississippi State 8, UCLA 6, SMU 6, Loyola-Chicago 5, Alabama 4, Houston 3, Georgia 3, Towson 3, Northern Iowa 3, Syracuse 2, Boise State 2, Rhode Island 1, Middle Tennessee 1

USA TODAY COACHES

Rk	Team	Record	Votes
1	Villanova (22)	10-0	790
2	Michigan State (10)	9-1	768
3	Wichita State	8-1	675
4	Duke	11-1	667
5	Kentucky	8-1	609
6	Arizona State	9-0	604
7	North Carolina	9-1	593
8	Miami	8-0	569
9	Xavier	9-1	529
10	Texas A&M	8-1	495
11	West Virginia	9-1	477
12	Kansas	7-2	378
13	Gonzaga	8-2	374
14	TCU	10-0	373
15	Seton Hall	8-1	360
16	Virginia	8-1	355
17	Purdue	10-2	303
18	Notre Dame	8-2	247
19	Florida State	9-0	209
20	Tennessee	7-1	153
21	Baylor	7-2	150
22	Florida	6-3	111
23	Arizona	7-3	106
24	Oklahoma	7-1	86
25	Creighton	7-2	75

Others receiving votes: Cincinnati 74, Texas Tech 58, Virginia Tech 41, Texas 26, Louisville 25, Arkansas 21, Rhode Island 14, Minnesota 10, Syracuse 10, Mississippi State 10, Loyola-Chicago 9, Houston 8, Boise State 8, Middle Tennessee 7, Alabama 6, UCLA 4, Saint Mary's 4, Georgia 3, Georgetown 2, Missouri 2, Nevada 1, Stephen F. Austin 1

Italics denotes 2017-18 opponents (or potential opponents in Diamond Head Classic)

BEST PRESEASON RANKING IN PROGRAM HISTORY

Ranked in the preseason polls for the first time since 2008-09, Miami was No. 13 in the preseason Associated Press poll. It marked the highest preseason AP ranking in program history. Miami also was No. 12 in the USA Today Coaches poll.

It is the third time Miami is among the top 25 teams to start the season. The Canes were ranked No. 25 prior to the 1999-2000 campaign and No. 17 heading into the 2008-09 season.

ACC PRESEASON POLL

Miami is ranked fourth in the 2017-18 ACC Coaches Preseason Poll, the Hurricanes' highest standing in the poll in Jim Larrañaga's seven years at the helm and matching their highest at any point during their 14 years in the ACC (fourth in 2008-09).

In each of Larrañaga's first six seasons, Miami finished the year in a higher standing than their preseason rank.

Miami followed Duke, North Carolina and Notre Dame in the preseason poll.

2017-18 ROSTER HAS SIX TOP-100 RECRUITS

Miami signed three ESPN Top 100 recruits for the class of 2017, including No. 18 Lonnie Walker from Reading, Pa., No. 46 Chris Lykes from Mitchellville, Md., and No. 92 Deng Gak from Blairstown, N.J.

The trio joins former ESPN Top 100 Hurricanes Bruce Brown (No. 26 in 2016), Dewan Huell (No. 28 in 2016) and Ja'Quan Newton (No. 58 in 2014) in the fall of 2017. In just seven seasons at The U, Larrañaga has recruited six of Miami's 11 ESPN Top 100 players since 2007.

ESPN Top 100 Players on 2017-18 Roster

18 Lonnie Walker - 2017	26 Bruce Brown - 2016
46 Chris Lykes - 2017	28 Dewan Huell - 2016
92 Deng Gak - 2017	58 Ja'Quan Newton - 2014

Miami's ESPN Top 100 Players Since 2007

18 Lonnie Walker - 2017	53 Edwin Rios - 2007
26 Bruce Brown - 2016	58 Ja'Quan Newton - 2014
28 Dewan Huell - 2016	83 Garrius Adams - 2009
28 DeQuan Jones - 2008	88 Donovan Kirk - 2009
43 Durand Scott - 2009	92 Deng Gak - 2017

Recruits under Larrañaga are in *italics*

MIAMI EARNS HIGH GSR NUMBERS

Miami's men's basketball team posted an exemplary Graduation Success Rate (GSR), in the latest numbers released on Nov. 8 by the NCAA. Miami recorded a 92 percent GSR, which is based on the four entering classes from 2007-08 through 2010-11.

In addition, the UM football (83 percent), women's basketball (92 percent) and baseball (83 percent) programs all posted GSR totals above the NCAA average.

The NCAA Graduation Success Rate (GSR) was developed in response to college and university presidents suggesting that graduation data more accurately reflect the mobility among college students today. The GSR measures graduation rates at Division I institutions and includes students transferring into the institutions. The GSR also allows institutions to subtract student-athletes who leave their institutions prior to graduation as long as they would have been academically eligible to compete had they remained.

ACC OPERATION BASKETBALL

2017-18 PRESEASON POLL (First-place votes in parentheses)

Team & Points

- Duke (57) - 1020
- North Carolina (7) - 921
- Notre Dame (4) - 852
- Miami (1) - 809**
- Louisville - 733
- Virginia - 690
- Virginia Tech - 549
- Florida State - 519
- Georgia Tech - 468
- Syracuse - 420
- Wake Forest - 378
- NC State - 310
- Clemson - 289
- Boston College - 181
- Pittsburgh - 141

2017-18 Preseason All-ACC Team (votes in parentheses)

First Team

- Bonzie Colson, Notre Dame (64)
 Grayson Allen, Duke (60)
 Joel Berry II, North Carolina (58)
 Marvin Bagley III, Duke (26)
 Ben Lammers, Georgia Tech (25)

Second Team

- Bruce Brown Jr., Miami (22)**
 Quentin Snider, Louisville (12)
 Deng Adel, Louisville (12)
 Josh Okogie, Georgia Tech (11)
 Jerome Robinson, Boston College (11)

ACC Preseason Player of the Year

- Bonzie Colson, Notre Dame (49)
 Grayson Allen, Duke (9)
 Joel Berry II, North Carolina (9)
Bruce Brown Jr., Miami (1)
 Jerome Robinson, Boston College (1)

ACC Preseason Rookie of the Year

- Marvin Bagley III, Duke (58)
Lonnie Walker IV, Miami (3)
 Lavar Batts Jr., NC State (2)
 M.J. Walker, Florida State (2)
 Jalek Felton, North Carolina (1)
 Aamir Simms, Clemson (1)
 Oshae Brissett, Syracuse (1)
 De'Andre Hunter, Virginia (1)

MIAMI IN THE POLLS

Date	AP	USA Today	RPI	KenPom
Pre	13	12	-	-
Nov. 13	11	12	-	-
Nov. 20	11	11	-	-
Nov. 27	10	13	-	-
Dec. 4	10	11	46	14
Dec. 11	6	8	51	15



BIG SHOES TO FILL

Miami lost a pair of 2016-17 starters to graduation – guard Davon Reed and forward Kamari Murphy.

A 2017 Third-Team All-ACC honoree, Reed led the Hurricanes in scoring at 14.9 points per game while averaging a team-high 35.3 minutes per game. Reed was selected No. 32 overall by the Phoenix Suns in the second round of the 2017 NBA Draft, the 20th player in program history to be drafted.

Playing in 131 career games (99 starts), Reed scored 1,343 points, good for No. 16 on the Hurricanes' all-time scoring list.

The 6-foot-8, 220-pound Murphy was a force in the middle, averaging 7.1 points and 7.3 rebounds per game.

BROWN, WALKER EARN PLAUDITS FROM ESPN.COM

In October, ESPN.com listed Bruce Brown as the best college shooting guard draft prospect for the 2018 NBA Draft. Lonnie Walker was tabbed second best.

They were the lone teammates on the 10-man list.

Brown and Walker were listed 12th and 13th, respectively on ESPN's top 100 draft prospects for 2018, as Miami was one of 13 college teams to have multiple players on the list.

VASILJEVIC LOOKS TO BUILD ON BIG SUMMER

Sophomore guard Dejan Vasiljevic had a strong summer playing internationally with Australia's Emerging Boomers at the World University Games in Taipei.

The Melbourne native averaged 21.5 points a game on 45.3 percent shooting from the field in eight games in the tournament.

Vasiljevic scored 20-plus points and led the team in scoring in five of the eight games as the Emerging Boomers finished ninth in the field.

He closed out play with a 28-point performance in a 101-96 win over Canada.

COACHING COORDINATORS

Miami's assistant coaching staff is set up in a coordinator system. Jamal Brunt serves as the offensive coordinator, while Chris Caputo handles the defense. Adam Fisher manages the scout for every opponent.

SCHEDULE NOTES

Miami has a dozen games scheduled against eight programs that competed in the 2017 NCAA Tournament, with potential matchups with four more in the Hawaiian Airlines Diamond Head Classic.

Miami defeated Minnesota in the Big Ten/ACC Challenge on Nov. 29 and knocked off Princeton in the Hoophall Miami Invitational on Dec. 2.

Miami plays six ACC opponents (10 games total) that competed in 2017 NCAA Tournament, including reigning national champion North Carolina.

Miami competes in the Hawaiian Airlines Diamond Head Classic Dec. 22-25, opening with the host, Hawaii. The 2017 edition of the classic features a great field with five NCAA tournament participants from the past season in Miami, Middle Tennessee, New Mexico State, Princeton and Southern California.

MILES WILSON JOINS MIAMI PROGRAM

Jim Larrañaga added Miles Wilson to the Hurricanes' incoming class of 2017. A 6-foot-5-inch transfer from Mount St. Mary's, Wilson will sit out the 2017-18 season because of NCAA transfer rules, then have three years of eligibility with the Hurricanes.

Wilson averaged 11.8 points per game and 3.9 rebounds in 28.9 minutes per game and was named to the Northeast Conference All-Rookie Team.

In the NCAA Tournament's First Four, Wilson scored 17 points and grabbed 11 rebounds in a 67-66 win over New Orleans before recording a game-high 22 points with seven rebounds against top-seeded Villanova.

SELLING OUT THE WATSCO CENTER

Miami sold out its season ticket allotment for all home games last year at the Watsco Center. This marked the second consecutive year the Hurricanes sold out their season ticket allotment, reaching 5,750 in sales.

UM has fewer than 50 season tickets remaining for this season and expects to sell out before the holidays.

For three straight years now, fans have bought over 5,500 season tickets, more than doubling the total number of season tickets sold in Jim Larrañaga's first season in Coral Gables. When Larrañaga began his reign in Miami, fans bought 2,251 season tickets for the 2011-12 campaign.

Season Tickets per Year

2016-17: 5,750	2015-16: 5,500	2014-15: 3,427
2013-14: 3,674	2012-13: 2,372	2011-12: 2,251

CANES SEEK ANOTHER 20-WIN CAMPAIGN

Jim Larrañaga posted five 20-win seasons in his first six years at The U and 11 career 20-win seasons. The 21-win campaign in 2016-17 was Miami's eighth 20-win season since joining the ACC (2004-05). Larrañaga is just the second coach in Miami history with five 20-win seasons, joining Bruce Hale (1954-67).

The Canes won seven or more ACC games in each of Larrañaga's first six seasons and have had 10 or more league victories in four years. Prior to Larrañaga's arrival, Miami had never won 10 ACC games in a season.

SUCCESS FOR BOTH MIAMI BASKETBALL TEAMS

The Miami men's and women's basketball teams both landed in the NCAA Tournament for the second straight season in 2017, the first time both Miami basketball teams play in The Dance in consecutive years.

Miami was one of seven schools, four of which are in the ACC, with both its men's and women's basketball teams ranked in the preseason USA TODAY Coaches Poll. The others on the list were Baylor, Duke, Louisville, Notre Dame, UCLA and West Virginia.

LARRAÑAGA 12TH IN WINS AMONG ACTIVE DIVISION I NCAA COACHES

Entering the 2017-18 season, Jim Larrañaga ranks 12th in career wins among active Division I coaches with 609. Of those 12, five are in the Naismith Memorial Basketball Hall of Fame, including four from the Atlantic Coast Conference.

Now in his 34th season as a head coach, Larrañaga ranks 47th in all-time NCAA victories.

In his career, Larrañaga won 27 games at American International, 170 at Bowling Green, 273 at George Mason and 139 at Miami. He is one of 15 coaches all-time with 100 or more wins at three D-I schools, four of whom are actively coaching.

MIAMI'S RECORD WHEN ...

Record	2017-18		Larranaga	
	All	ACC	At UM	ACC
All games	8-0	-	147-69	64-42
Home	5-0	-	82-22	38-15
Away	1-0	-	41-32	26-27
Neutral	2-0	-	24-15	-
November	6-0	-	35-9	-
December	2-0	-	29-9	1-1
January	-	-	26-18	24-18
February	-	-	33-18	33-18
March	-	-	24-14	7-5
April	-	-	-	0-1
vs. Top-10 opponents	-	-	7-13	6-9
vs. Top-25 (includes Top-10)	1-0	-	17-31	11-22
vs. RV opponents (either poll)	-	-	11-4	4-1
vs. Teams over .500 on game day	3-0	-	92-62	47-37
vs. Teams under .500 on game day	3-0	-	34-6	13-5
vs. Teams at .500 on game day	2-0	-	17-1	4-0
While UM in Top 25	8-0	-	50-17	25-11
While UM is RV (only)	-	-	39-13	14-7
Leading at halftime	5-0	-	111-16	45-13
Trailing at halftime	0-0	-	28-50	15-27
Tied at halftime	3-0	-	8-3	3-2
In overtime games	0-0	-	7-7	4-3
Single overtime	0-0	-	4-6	2-2
Double overtime	0-0	-	3-1	2-1
Leading w/2:00 left in regulation	8-0	-	136-8	59-4
Trailing w/2:00 left in regulation	0-0	-	9-58	4-37
Tied w/2:00 left in regulation	0-0	-	2-1	0-1
UM shoots 50% or better from field	7-0	-	59-5	19-2
UM shoots 40-49% from field	0-0	-	70-24	37-20
UM shoots under 40% from field	1-0	-	18-40	8-20
Opp. shoots 50% or better from field	0-0	-	9-24	5-14
Opp. shoots 40-49% from field	2-0	-	62-29	31-17
Opp. shoots under 40% from field	6-0	-	78-15	29-10
UM shoots 70% or better from line	1-0	-	90-35	39-21
UM shoots less than 70% from line	7-0	-	57-34	34-20
UM makes more 3-point FGs	7-0	-	79-28	34-22
UM makes fewer 3-point FGs	1-0	-	44-29	22-17
3-point FGs are even	0-0	-	15-5	8-3
4+ Canes in double figures	5-0	-	74-13	28-9
3 Canes in double figures	1-0	-	53-26	28-12
2 or fewer Canes in double figures	2-0	-	20-30	8-21
Outrebounding opponent	7-0	-	99-24	37-16
Opp. outrebounds UM	1-0	-	41-45	24-26
Tied in rebounds	0-0	-	6-0	3-0
UM records 10 or more steals	0-0	-	21-4	7-1
UM records 15 or more assists	6-0	-	48-4	19-3
UM commits fewer than 15 turnovers	7-0	-	125-56	55-36
UM commits 15 or more turnovers	1-0	-	20-7	7-6
UM commits fewer turnovers than opp.	6-0	-	79-26	35-14
UM commits more turnovers than opp.	2-0	-	51-30	21-20
Tied in turnovers	0-0	-	14-12	8-8
UM scores 59 points or fewer	1-0	-	12-34	7-21
UM scores 60-69 points	1-0	-	39-23	20-11
UM scores 70-79 points	1-0	-	58-11	25-9
UM scores 80-89 points	4-0	-	26-1	8-1
UM scores 90-99 points	1-0	-	11-0	3-0
UM scores 100 or more points	0-0	-	1-0	0-0
Playing during morning (11 a.m.)	-	-	1-1	-
Playing during afternoon	1-0	-	45-24	26-17
Playing in evening (5 p.m. or later)	7-0	-	99-43	38-25
Games decided by 3 points or fewer	0-0	-	16-13	9-9
Games decided by 4-10 points	1-0	-	45-26	24-19
Games decided by 11-19 points	2-0	-	50-21	20-9
Games decided by 20+ points	5-0	-	36-8	11-4



WINNINGEST ACTIVE COACHES

(minimum five years as Division I head coach)

Rank	Coach	Wins*
1.	Mike Krzyzewski, Duke	1,071
2.	Jim Boeheim, Syracuse	903
3.	Bob Huggins, West Virginia	819
4.	Roy Williams, North Carolina	816
5.	Rick Byrd, Belmont	754
6.	Cliff Ellis, Coastal Carolina	733
7.	John Beilein, Michigan.....	691
8.	Larry Hunter, Western Carolina.....	689
9.	John Calipari, Kentucky	652
10.	Rick Barnes, Tennessee	635
11.	Bill Self, Kansas	623
12.	Jim Larrañaga, Miami	609
13.	Lon Kruger, Oklahoma	601
14.	Dana Altman, Oregon	597
15.	Greg Kampe, Oakland.....	581

*Totals listed are at end of 2016-17 regular season

LARRAÑAGA AND CAPUTO IN 16TH YEAR TOGETHER

Head coach Jim Larrañaga and associate head coach Chris Caputo are beginning their 16th season on sidelines together, dating back to their time at George Mason.

Caputo started on Larranaga's staff as the video coordinator for the 2002-03 season, and along the way, the native of Elmhurst, N.Y., was an assistant coach and is now the associate head coach for the Hurricanes. Caputo helped the 2006 GMU team to the NCAA Final Four and has made five total NCAA Tournament appearances with Larrañaga.

Both Caputo and Larrañaga attended Archbishop Molloy (N.Y.) High School and played for legendary head coach Jack Curran.

2016-17 TEAM HIGHLIGHTS

- Miami played in back-to-back NCAA Tournaments for the first time since going to three straight from 1997-98 to 1999-2000.
- The Hurricanes were one of two (Georgia Tech) unranked teams to defeat eventual national champion North Carolina last season. UM's 15-point victory over then-No. 9/6 UNC was the Tar Heels' worst defeat of the season.
- Miami defeated three ranked teams last season, downing No. 9/6 North Carolina, No. 10/11 Duke in Coral Gables and No. 18/19 Virginia on the road. This was the third straight year and the fifth time in Jim Larranaga's six seasons that the Canes defeated two top 15 teams.
- After receiving votes in at least one poll each of the first 16 weeks, Miami entered the national rankings for the first time in the 2016-17 season at No. 25 in both the AP and USA TODAY Coaches Poll on Feb. 27.
- Miami won its third straight ACC-Big Ten Challenge matchup, defeating Rutgers in Coral Gables.
- Jim Larrañaga has posted five 20-win seasons in six years at The U and the Canes have won seven or more ACC games each season under Larrañaga.
- Former Hurricane guard Senior Davon Reed was the recipient of the ACC's 2017 Skip Prosser Award, presented annually to the top scholar-athlete in ACC men's basketball. Reed graduated in May with a degree in sports administration and double minors in communications and marketing.
- Bruce Brown Jr., who is majoring in sports administration, was named to the All-ACC Academic Team as a freshman.

- Brown recorded a triple-double with 11 points, 11 rebounds and 10 assists against South Carolina State on Dec. 6. It was the second triple-double in program history at Miami
- Larrañaga recorded his 600th career win on Jan. 14 at Pitt. With 600 wins, he is one of five ACC coaches with 600 victories, and the other four men are in the Basketball Hall of Fame.
- In Miami's 21st game of the season vs. Florida State on Feb. 1, Larrañaga coached his 1,000th career game.
- Miami's game against Georgia Tech was Larranaga's 200th career game at UM.
- With a 78-67 win over Columbia on Dec. 28, 2016, Miami earned its 1,000th program victory.
- In his 109th game at The U, Davon Reed scored 17 points against George Washington, solidifying his name in Miami's 1,000-point club.



THE LAST TIME ...

Player Scored 30 Points

Miami Bruce Brown (30), vs. North Carolina, 1/28/17
Opponent Dennis Smith Jr. (31), at NC State, 2/4/17

Player Scored 35 Points

Miami Jack McClinton (35) vs. North Carolina, 3/15/09
Opponent Xavier Rathan-Mayes (35) Florida State, 2/25/15

Player Scored 40 Points

Miami Darius Rice (43) vs. Connecticut, 1/20/03
Opponent Sean Singletary (41), Virginia, 3/1/08

Two Players Scored 20 Points

Miami Ja'Quan Newton (21), Davon Reed (20), vs. NC State, 12/31/16
Opponent Dennis Smith Jr. (31), Terry Henderson (21), at NC State, 2/4/17

Three Players Scored 20 Points

Miami Dwayne Collins (23), Brian Asbury (21), Jack McClinton (20) vs. Virginia Tech, 1/25/09
Opponent Travis Mays (40), Alvin Heggs (22), Lance Blanks (21), Texas, 2/22/89

Five (not 5+) Players Scored in Double Figures

Miami Dewan Huell (23), Bruce Brown (16), Ja'Quan Newton (12), DJ Vasiljevic (11) and Chris Lykes (10) at Minnesota
Opponent Justin Robinson (15), Chris Clarke (13), Ahmed Hill (12), Seth Allen (10), Zach LeDay (10) vs. Virginia Tech 2/9/17

Six (not 6+) Players Scored in Double Figures

Miami Bruce Brown (15), Ja'Quan Newton (15), DJ Vasiljevic (15), Chris Lykes (13), Anthony Lawrence (11) and Dewan Huell (10) vs. Florida A&M, 11/16/17

Seven+ Players Scored in Double Figures

Miami Sheldon McClellan (18), Ja'Quan Newton (15), James Palmer (14), Ebuka Izundu (11) Angel Rodriguez (11), Ivan Cruz Uceda (10), Anthony Lawrence Jr. (10) vs. Mississippi State 11/19/15

Player Grabbed 15 Rebounds

Miami Kamari Murphy (15), at Duke, 1/21/17
Opponent Brice Johnson (15) vs. North Carolina, 2/20/16

Two Players Grabbed 10 Rebounds

Miami Bruce Brown (11) and Anthony Lawrence (10), vs. La Salle, 11/22/17
Opponent Jordan Murphy (14) and Reggie Lynch (10), Minnesota, 11/29/17

Three Players Grabbed 10 Rebounds

Miami Mark Richardson (11), Eric Brown (10), Joe Wylie (10) vs. FIU, 3/6/89
Opponent Matt Harpring (12), Dion Glover (10), Michael Maddox (10), Georgia Tech, 12/27/97

Player Had 10 Assists

Miami Bruce Brown (10), vs. Gardner-Webb, 11/10/17
Opponent John Gillon (11), at Syracuse, 1/4/17

Player Had 10 Blocks

Miami Anthony King (10) vs. Florida Atlantic, 11/29/04
Opponent Jarvis Varnado (10), Mississippi State, 12/13/07

Player Had a Double-Double

Miami Dewan Huell (14 pts, 10 reb), vs. Navy, 11/12/1
Opponent Isaiah Wilkins (10 pts, 10 reb), at Virginia, 2/20/17

Player Had a Triple-Double

Miami Bruce Brown (10 pts, 11 reb, 11 ast), vs. Gardner-Webb, 11/10/17
Opponent Brendan Haywood (18 pts, 14 reb, 10 blks), North Carolina, 12/4/00

Two Players Had Double-Doubles

Miami Kamari Murphy (11 pts, 13 reb) and Davon Reed (10 pts, 12 reb) vs. Buffalo, 3/17/16
Opponent Jordan Murphy (17 pts, 14 reb) and Reggie Lynch (12 pts, 10 reb) at Minnesota, 11/29/17

Team Scored 100 Points

Miami 105 vs. Mississippi State, 11/19/15
Opponent 105, North Carolina, 1/31/07

Team Scored 90-99 Points

Miami 90, vs. Florida A&M, 11/16/17
Opponent 96, at Wake Forest, 1/18/17

Team Scored 50 Points in a Half

Miami 50 (2nd half) at Minnesota, 11/29/17
Opponent 55 (2nd half) vs. Boston College, 1/25/17

Team Shot 50 Percent in Both Halves

Miami .500 (15-30) / .500 (18-36), vs. North Florida, 11/25/17
Opponent .500 (14-28) / .640 (16-25), vs. Michigan State, 3/17/17

Team Shot 60 Percent in a Half

Miami .630 (17-27), second half, vs. Florida A&M, 11/16/17
Opponent .640 (16-25), second half, vs. Michigan State, 3/17/17

Team Shot 70 Percent in a Half

Miami .739 (17-23), first half, at Florida State, 2/13/13

Team Shot 60 Percent in a Game

Miami .638 (30-47), at Florida State, 2/13/13
Opponent .627 (32-51), Villanova, 3/24/16

Team Shot Less Than 30 Percent in a Game

Miami .293 (12-41), vs. Eastern Kentucky, 12/19/14
Opponent .290 (18-62), vs. South Carolina State, 12/6/16

Team Won by 50+ Points

Miami 50, vs. Nova Southeastern, 11/16/09
Opponent 53, by Notre Dame, 2/22/86

Team won by 40-49 Points

Miami 49, vs. Western Carolina, 11/11/16
Opponent 41, at North Carolina, 1/31/07

Team Won by 30-39 Points

Miami 31, vs. Florida A&M, 11/16/17
Opponent 32, at Charlotte, 11/28/00

Overtime

Miami won in overtime 54-48 (OT) at No. 18/19 Virginia, 2/20/17
Miami lost in overtime 66-64 (OT) vs. Stanford, 4/2/15, NIT Championship

Rankings

Miami defeated a ranked opponent 86-81, at No. 12 Minnesota, 11/29/17
Miami lost to a ranked opponent 78-53, vs. No. 6 North Carolina, 3/9/17
Miami defeated a top 5 opponent 64-61 vs. No. 3 Virginia, 2/22/16
Miami lost to a top 5 opponent 71-66 at No. 4 Louisville, 2/11/17

THE LAST TIME A MIAMI FRESHMAN ...

Scored 30 Points: Bruce Brown (30), vs. North Carolina, 1/28/17

Scored 20+ Points: Lonnie Walker IV (26), vs. Boston University, 12/5/17

Perfect from Field (5+ att): Reggie Johnson (RS), 8-of-8, vs. Wake Forest, 3/11/10

Perfect from 3-Pt (3+ att): Anthony Lawrence, 4-of-4, vs. Notre Dame, 2/3/16

10+ Rebounds: Bruce Brown, 12, vs. George Washington, 12/26/16

10+ Assists: Bruce Brown, 10, vs. South Carolina State, 12/6/16

5-9 Assists: Bruce Brown, 5, at Virginia Tech, 2/27/17

5+ Steals: Shane Larkin, 6, vs. North Carolina, 01/10/12

4+ Blocks: Raphael Akpejori, 4, McNeese State, 11/24/10

Double-Double: Bruce Brown (14 pts, 12 reb), vs. George Washington, 12/22/16

Triple-Double: Bruce Brown (11 pts, 11 reb, 10 ast), vs. South Carolina State, 12/6/16

JIM LARRAÑAGA

7TH SEASON AT MIAMI, 34TH SEASON AS HEAD COACH

COACHING EXPERIENCE

Head Coach

2011- Miami
1997-2011 George Mason
1986-97 Bowling Green
1977-79 American International

Assistant Coach

1979-86 Virginia
1971-76 Davidson

Player/Coach

1977 Geronemo Basketball Club (Belgium)

PLAYING CAREER

Geronemo Basketball Club (Belgium) 1976-77
Providence College, 1967-71
Archbishop Molloy, 1963-67

COACHING HONORS

AP, Naismith, Iba, Rupp Coach of the Year, 2013
NABC All-District II, 2013
USBWA District IV Coach of the Year, 2013, 2016
Clair Bee National Coach of the Year, 2006
ACC Coach of the Year, 2013, 2016
CAA Coach of the Year, 1999, 2011
MAC Coach of the Year, 1997
Eight NCAA tournament appearances
1999, 2001, 2006, 2008, 2011, 2013, 2016, 2017
Eight postseason NIT appearances
1990, 1991, 1997, 2002, 2004, 2009, 2012, 2015
11 20-win seasons

PERSONAL

Hometown Bronx, N.Y.
Born Oct. 2, 1949
Family Wife: Liz, Sons: Jay and Jon
Grandchildren: Tia, James, Jon Temple, Henry
Education Providence College, 1971, B.A. Economics
Archbishop Molloy High School, 1967

NOTABLE COLLEGE PLAYERS COACHED

Sheldon McClellan (Miami) - All-ACC Second Team, ACC Tournament Second Team

Shane Larkin (Miami) - NBA first-round draft pick (18th overall), ACC Player of the Year, ACC Tournament MVP, finalist for Cousy, Naismith & Wooden awards, All-ACC First Team and All-ACC Defensive Team, Lute Olson National Player of the Year, AP and NABC All-American (Second team), Sporting News All-American (Third), ESPN, Wooden, Olson and Driesell Defensive All-American, USBWA All-District, Basketball Times All-District

Durand Scott (Miami) - ACC Defensive Player of the Year, ACC Tournament First Team, All-ACC Third Team

George Evans (George Mason) - Three-time CAA Player of the Year, CAA Rookie of the Year, three-time CAA Defensive Player of the Year, three-time CAA All-Defensive Team

Antonio Daniels (Bowling Green) - MAC Player of the Year, MAC Freshman of Year

NOTABLE NBA PLAYERS COACHED

Lance Blanks	Frank Booker	Rick Carlisle
Antonio Daniels	Jeff Jones	Andrew Kennedy
Jeff Lamp	Shane Larkin	Lewis Latimore
Jason Miskiri	Olden Polynice	Lee Raker
Ralph Sampson	Tom Sheehey	Clinton Venable
Othell Wilson	Ricky Wilson	

STUDENT-ATHLETE HONORS

At Miami

One All-American
One USBWA All-District IV selection
One Basketball Times All-District
One ACC Player of the Year
One ACC Defensive Player of the Year
One ACC Tournament MVP
14 All-ACC postseason selections
Five ACC-All-Defensive Team selections
One ACC All-Rookie Team selection
Four ACC Academic Honor Roll selections
Seven ACC Players of the Week
One ACC Rookie of the Week
Six ACC All-Tournament team selections
Two NIT All-Tournament Team selections
Two NABC Honors Court selections

YEAR-BY-YEAR

Year	School	Overall		Conference	
		W-L	W-L	Finish	Postseason
1977-78	American International	14-13			
1978-79	American International	13-13			
1986-87	Bowling Green	15-14	10-6	3	
1987-88	Bowling Green	12-16	7-9	t-5	
1988-89	Bowling Green	13-15	6-10	t-6	
1989-90	Bowling Green	18-11	9-7	t-3	NIT First Round (0-1)
1990-91	Bowling Green	17-13	9-7	t-4	NIT First Round (0-1)
1991-92	Bowling Green	14-15	8-8	5	
1992-93	Bowling Green	11-16	8-10	t-6	
1993-94	Bowling Green	18-10	12-6	t-2	
1994-95	Bowling Green	16-11	10-8	t-5	
1995-96	Bowling Green	14-13	9-9	t-6	
1996-97	Bowling Green	22-10	13-5	t-1	NIT First Round (0-1)
1997-98	George Mason	9-18	6-10	6	
1998-99	George Mason	19-11	13-3	1	NCAA First Round (0-1)
1999-00	George Mason	19-11	12-4	t-1	
2000-01	George Mason	18-12	11-5	3	NCAA First Round (0-1)
2001-02	George Mason	19-10	13-5	2	NIT First Round (0-1)
2002-03	George Mason	16-12	11-7	4	
2003-04	George Mason	23-10	12-6	3	NIT Third Round (2-1)
2004-05	George Mason	16-13	10-8	6	
2005-06	George Mason	27-8	15-3	t-1	NCAA Final Four (4-1)
2006-07	George Mason	18-15	9-9	5	
2007-08	George Mason	23-11	12-6	2	NCAA First Round (0-1)
2008-09	George Mason	22-11	13-5	2	NIT First Round (0-1)
2009-10	George Mason	17-15	12-6	4	CIT First Round (0-1)
2010-11	George Mason	27-7	16-2	1	NCAA Second Round (1-1)
2011-12	Miami	20-13	9-7	t-4	NIT Second Round (1-1)
2012-13	Miami	29-7	15-3	1	NCAA Sweet 16 (2-1)
2013-14	Miami	17-16	7-11	10	
2014-15	Miami	25-13	10-8	6	NIT Championship Game (4-1)
2015-16	Miami	27-8	13-5	t-2	NCAA Sweet 16 (2-1)
2016-17	Miami	21-12	10-8	t-7	NCAA First Round (0-1)
2017-18	Miami	8-0	0-0	-	
Overall		617-403	330-206		
2 years	American International	27-26 (.509)			
11 years	Bowling Green	170-144 (.541)			
14 years	George Mason	273-164 (.625)			
7 years	Miami	147-69 (.679)			
34 years		617-403 (.605)			



2017-18 Miami Men's Basketball
Miami (FL) Combined Team Statistics (as of Dec 05, 2017)
All games

RECORD:	OVERALL	HOME	AWAY	NEUTRAL
ALL GAMES	8-0	5-0	1-0	2-0
CONFERENCE	0-0	0-0	0-0	0-0
NON-CONFERENCE	8-0	5-0	1-0	2-0

#	Player	gp-gs	min	avg	Total		3-Point		F-Throw		Rebounds					pts	avg							
					fg-fga	fg%	3fg-fga	3fg%	ft-fa	ft%	off	def	tot	avg	pf			dq	a	to	blk	stl		
20	Dewan Huell	8-8	175	21.9	43-66	.652	0-1	.000	19-28	.679	13	32	45	5.6	16	0	4	11	9	5	105	13.1		
01	DJ Vasiljevic	8-8	210	26.3	34-72	.472	21-50	.420	5-6	.833	1	21	22	2.8	14	0	3	3	2	4	94	11.8		
11	Bruce Brown	7-7	226	32.3	33-71	.465	9-22	.409	7-16	.438	9	51	60	8.6	11	0	35	12	3	7	82	11.7		
00	Ja'Quan Newton	8-8	230	28.8	33-70	.471	2-11	.182	15-25	.600	1	20	21	2.6	8	0	24	17	3	12	83	10.4		
04	Lonnie Walker	8-1	175	21.9	28-59	.475	13-31	.419	10-14	.714	2	21	23	2.9	6	0	13	8	2	6	79	9.9		
03	Anthony Lawrence	8-8	220	27.5	21-45	.467	10-23	.435	11-19	.579	12	39	51	6.4	21	1	25	14	7	9	63	7.9		
02	Chris Lykes	8-0	133	16.6	21-48	.438	13-30	.433	2-4	.500	0	6	6	0.8	17	0	13	11	0	9	57	7.1		
15	Ebuka Izundu	8-0	137	17.1	19-25	.760	0-0	.000	6-14	.429	19	22	41	5.1	20	0	4	12	8	3	44	5.5		
21	Sam Waardenburg	5-0	56	11.2	7-20	.350	2-6	.333	0-0	.000	9	6	15	3.0	5	0	1	4	1	1	16	3.2		
14	Rodney Miller	5-0	19	3.8	4-6	.667	0-0	.000	0-5	.000	0	2	2	0.4	1	0	0	0	0	0	8	1.6		
05	Mike Robinson	5-0	10	2.0	1-2	.500	1-1	1.000	0-0	.000	0	0	0	0.0	0	0	1	0	0	0	3	0.6		
35	Chris Stowell	5-0	9	1.8	0-1	.000	0-1	.000	0-0	.000	0	1	1	0.2	0	0	0	0	0	0	0	0.0		
Team											13	13	26											
Total.....		8	1600		244-485	.503	71-176	.403	75-131	.573	79	234	313	39.1	119	1	123	95	35	56	634	79.2		
Opponents.....		8	1600		171-485	.353	43-167	.257	72-93	.774	84	187	271	33.9	130	2	82	120	22	48	457	57.1		

TEAM STATISTICS

	UM	OPP
SCORING	634	457
Points per game	79.2	57.1
Scoring margin	+22.1	-
FIELD GOALS-ATT	244-485	171-485
Field goal pct	.503	.353
3 POINT FG-ATT	71-176	43-167
3-point FG pct	.403	.257
3-pt FG made per game	8.9	5.4
FREE THROWS-ATT	75-131	72-93
Free throw pct	.573	.774
F-Throws made per game	9.4	9.0
REBOUNDS	313	271
Rebounds per game	39.1	33.9
Rebounding margin	+5.3	-
ASSISTS	123	82
Assists per game	15.4	10.3
TURNOVERS	95	120
Turnovers per game	11.9	15.0
Turnover margin	+3.1	-
Assist/turnover ratio	1.3	0.7
STEALS	56	48
Steals per game	7.0	6.0
BLOCKS	35	22
Blocks per game	4.4	2.8
ATTENDANCE	34501	29786
Home games-Avg/Game	5-6900	1-14625
Neutral site-Avg/Game	-	2-7580

	Date	Opponent		Score	Att.
	11/10/17	GARDNER-WEBB	w	77-45	7073
	11/12/17	NAVY	w	89-55	6611
	11/16/17	FLORIDA A&M	w	90-59	6735
1	11/22/17	vs La Salle	w	57-46	6735
	11/25/17	NORTH FLORIDA	w	86-65	7189
	11/29/17	at Minnesota	w	86-81	14625
2	12/2/17	vs Princeton	w	80-52	8426
	12/05/17	BOSTON UNIVERSITY	w	69-54	6893

* = Conference game
 1 = Reading, Pa.
 2 = Hoophall Miami Invitational, Miami, Fla.

Score by Periods	1st	2nd	Totals
Miami (FL)	275	359	634
Opponents	199	258	457



2017-18 Miami Men's Basketball
Miami (FL) Game-by-Game Highs (as of Dec 05, 2017)
All games

Opponent	Date	Score	Points	Rebounds	Assists	Steals	Blocked shots
GARDNER-WEBB	11/10/17	77-45	14-Dewan Huell Ebuka Izundu	11-Bruce Brown	10-Bruce Brown	2-Anthony Lawrence	2-Dewan Huell
NAVY	11/12/17	89-55	16-DJ Vasiljevic	10-Dewan Huell	6-Bruce Brown	2-DJ Vasiljevic Chris Lykes	2-Anthony Lawrence Ebuka Izundu
FLORIDA A&M	11/16/17	90-59	15-Ja'Quan Newton DJ Vasiljevic Bruce Brown	8-Bruce Brown	4-Bruce Brown Chris Lykes Ja'Quan Newton	2-Dewan Huell Bruce Brown	3-Ebuka Izundu
vs La Salle	11/22/17	57-46	16-Dewan Huell	11-Bruce Brown	5-Anthony Lawrence	2-Ja'Quan Newton Lonnie Walker	3-Anthony Lawrence
NORTH FLORIDA	11/25/17	86-65	14-Anthony Lawrence Bruce Brown	7-Bruce Brown Ebuka Izundu	4-Chris Lykes Bruce Brown	3-Anthony Lawrence Bruce Brown	1-Sam Waardenburg
at Minnesota	11/29/17	86-81	23-Dewan Huell	9-Bruce Brown	9-Ja'Quan Newton	3-Chris Lykes	2-Ebuka Izundu
vs Princeton	12/2/17	80-52	20-DJ Vasiljevic	10-Anthony Lawrence	5-Ja'Quan Newton	3-Ja'Quan Newton	2-Anthony Lawrence
BOSTON UNIVERSITY	12/05/17	69-54	26-Lonnie Walker	7-Lonnie Walker	6-Anthony Lawrence	3-Ja'Quan Newton	3-Dewan Huell

Miami (FL) Points-Rebounds-Assists (as of Dec 05, 2017)
All games

Opponent	Date	Score								
			00	01	02	03	04	05	11	
			NEWTON,JA'	VASILJEVIC	LYKES,CHRI	LAWRENCE,A	WALKER,LON	ROBINSON,M	BROWN,BRUC	
GARDNER-WEBB	11/10/17	77-45	w	13-0-1	7-2-0	3-1-1	3-7-1	10-2-5	3-0-0	10-11-10
NAVY	11/12/17	89-55	w	14-3-1	16-3-0	8-1-2	10-7-2	8-2-1	0-0-0	3-6-6
FLORIDA A&M	11/16/17	90-59	w	15-3-4	15-4-2	13-1-4	11-4-1	5-2-0	0-0-0	15-8-4
vs La Salle	11/22/17	57-46	w	4-3-0	8-1-0	0-1-0	7-10-5	5-2-2	DNP	7-11-3
NORTH FLORIDA	11/25/17	86-65	w	12-1-3	2-2-0	10-0-4	14-4-3	7-1-1	0-0-0	14-7-4
at Minnesota	11/29/17	86-81	w	12-3-9	11-2-0	10-1-0	8-7-4	6-2-1	DNP	16-9-5
vs Princeton	12/2/17	80-52	w	4-2-5	20-3-1	5-1-2	5-10-3	12-5-1	0-0-1	17-8-3
BOSTON UNIVERSITY	12/05/17	69-54	w	9-6-1	15-5-0	8-0-0	5-2-6	26-7-2	DNP	DNP

Opponent	Date	Score						
			14	15	20	21	35	
			MILLER,ROD	IZUNDU,EBU	HUELL,DEWA	WAARDENBU	STOWELL,CH	
GARDNER-WEBB	11/10/17	77-45	w	0-1-0	14-10-1	14-8-2	DNP	0-0-0
NAVY	11/12/17	89-55	w	4-0-0	12-4-2	14-10-1	DNP	0-1-0
FLORIDA A&M	11/16/17	90-59	w	2-1-0	4-6-0	10-5-0	DNP	0-0-0
vs La Salle	11/22/17	57-46	w	0-0-0	3-2-0	16-7-0	7-2-0	DNP
NORTH FLORIDA	11/25/17	86-65	w	DNP	5-7-0	13-6-0	9-6-1	0-0-0
at Minnesota	11/29/17	86-81	w	DNP	0-3-1	23-2-0	0-1-0	DNP
vs Princeton	12/2/17	80-52	w	2-0-0	6-4-0	9-1-0	0-4-0	0-0-0
BOSTON UNIVERSITY	12/05/17	69-54	w	DNP	0-5-0	6-6-1	0-2-0	DNP

2017-18 Miami Men's Basketball
Miami (FL) Team Game-by-Game Comparison (as of Dec 05, 2017)
All games

Opponent	1st	2nd	Score	Mar	Total FG	FG Pct	3-Pointers	3FG Pct	Free Throws	FT Pct	Rebounds	Assist	T/Over	Block	Steal	Fouls	
GARDNER-WEBB	27/23	50/22	77-45	+32	30-60/20-63	.500/.317	7-26/4-16	.269/.250	10-21/1-6	.476/.167	48/36	+12	21/10	12/14	3/0	5/5	15/19
NAVY	41/24	48/31	89-55	+34	35-64/21-63	.547/.333	9-23/6-21	.391/.286	10-16/7-9	.625/.778	42/33	+9	15/14	12/16	7/2	9/7	12/15
FLORIDA A&M	46/22	44/37	90-59	+31	34-58/24-59	.586/.407	12-26/5-16	.462/.313	10-22/6-6	.455/1000	36/28	+8	15/12	12/19	5/2	8/6	12/18
La Salle	19/19	38/27	57-46	+11	22-60/15-52	.367/.288	5-15/0-15	.333/.000	8-14/16-17	.571/.941	40/38	+2	10/3	10/15	5/3	6/4	16/18
NORTH FLORIDA	38/25	48/40	86-65	+21	33-66/23-59	.500/.390	3-15/8-26	.200/.308	17-23/11-12	.739/.917	39/32	+7	16/10	14/20	1/1	9/8	16/18
Minnesota	36/36	50/45	86-81	+5	35-69/28-63	.507/.444	10-25/5-16	.400/.313	6-11/20-26	.545/.769	34/41	(7)	20/12	8/12	4/12	8/4	20/13
Princeton	38/20	42/32	80-52	+28	30-60/19-61	.500/.311	14-25/8-32	.560/.250	6-9/6-9	.667/.667	39/31	+8	16/10	12/11	4/2	5/5	15/13
BOSTON UNIVERSITY	30/30	39/24	69-54	+15	25-48/21-65	.521/.323	11-21/7-25	.524/.280	8-15/5-8	.533/.625	35/32	+3	10/11	15/13	6/0	6/9	13/16

Note: Game totals are displayed in the format TEAM/OPPONENT for each category



Official Basketball Box Score -- Game Totals -- Final Statistics
Gardner-Webb vs Miami (FL)
11/10/17 8:00 pm at Coral Gables, Fla. (Watsco Center)

Gardner-Webb 45 · 0-1

#	Player	Total			3-Ptr			Rebounds			PF	TP	A	TO	Blk	Stl	Min
		FG-FGA	FG-FGA	FT-FTA	FG-FGA	FG-FGA	FT-FTA	Off	Def	Tot							
25	DJ Laster	f	5-13	0-1	0-0	3	5	8	3	10	1	4	0	2	25		
31	L'Hassane Niangane	c	0-2	0-0	0-1	2	4	6	5	0	0	1	0	0	13		
00	Jamaal Robateau	g	1-6	1-3	0-0	0	4	4	0	3	1	0	0	0	25		
04	Christian Turner	g	1-2	0-0	0-0	0	0	0	1	2	1	2	0	1	16		
11	David Efanayi	g	4-14	1-4	0-1	0	4	4	4	9	0	4	0	1	29		
01	Jaheam Cornwall	g	0-3	0-1	0-2	0	0	0	1	0	4	0	0	0	18		
02	Eric Jamison	g	3-5	0-0	0-0	1	2	3	1	6	0	0	0	0	16		
05	Liam O'Reilly	g	3-8	2-3	1-1	1	3	4	0	9	1	1	0	0	25		
10	Nate Johnson	g	2-6	0-4	0-1	0	3	3	0	4	2	0	0	1	16		
14	Brandon Miller	g	1-4	0-0	0-0	1	0	1	4	2	0	2	0	0	17		
	Team					2	1	3									
	Totals		20-63	4-16	1-6	10	26	36	19	45	10	14	0	5	200		

FG % 1st Half: 10-31 32.3% 2nd half: 10-32 31.3% Game: 20-63 31.7% Deadball Rebounds 2
 3FG % 1st Half: 2-5 40.0% 2nd half: 2-11 18.2% Game: 4-16 25.0%
 FT % 1st Half: 1-2 50.0% 2nd half: 0-4 0.0% Game: 1-6 16.7%

Miami (FL) 77 · 1-0

#	Player	Total			3-Ptr			Rebounds			PF	TP	A	TO	Blk	Stl	Min
		FG-FGA	FG-FGA	FT-FTA	FG-FGA	FG-FGA	FT-FTA	Off	Def	Tot							
20	Dewan Huell	f	6-9	0-0	2-3	2	6	8	1	14	2	3	2	1	18		
00	Ja'Quan Newton	g	4-6	1-2	4-8	0	0	0	1	13	1	0	0	0	28		
01	DJ Vasiljevic	g	2-12	1-10	2-2	0	2	2	1	7	0	0	0	0	30		
03	Anthony Lawrence	g	1-4	1-3	0-0	3	4	7	3	3	1	0	0	2	22		
11	Bruce Brown	g	5-9	0-2	0-3	1	10	11	2	10	1	0	1	0	31		
02	Chris Lykes	g	1-6	1-5	0-0	0	1	1	3	3	1	4	0	1	18		
04	Lonnie Walker	g	4-5	2-3	0-0	1	1	2	0	10	5	2	0	0	25		
05	Mike Robinson	g	1-1	1-1	0-0	0	0	0	0	3	0	0	0	0	1		
14	Rodney Miller	g	0-1	0-0	0-1	0	1	1	0	0	0	0	0	0	4		
15	Ebuka Izundu	g	6-7	0-0	2-4	2	8	10	4	14	1	1	1	0	22		
35	Chris Stowell	g	0-0	0-0	0-0	0	0	0	0	0	0	0	0	0	1		
	Team					3	3	6									
	Totals		30-60	7-26	10-21	12	36	48	15	77	21	12	3	5	200		

FG % 1st Half: 9-27 33.3% 2nd half: 21-33 63.6% Game: 30-60 50.0% Deadball Rebounds 3
 3FG % 1st Half: 1-13 7.7% 2nd half: 6-13 46.2% Game: 7-26 26.9%
 FT % 1st Half: 8-15 53.3% 2nd half: 2-6 33.3% Game: 10-21 47.6%

Officials: Brian Dorsey, Raymond Styons Jr., William Humes
 Technical fouls: Gardner-Webb-None, Miami (FL)-None.
 Attendance: 7073

Score by periods	1st	2nd	Total
Gardner-Webb	23	22	45
Miami (FL)	27	50	77

	Points	In	Off	2nd	Fast	Bench
	Paint	Paint	T/O	Chance	Break	
GWJ	30	15	5	2	4	30
UM	42	15	12	4	4	30

Last FG - GWJ 2nd-00:15, UM 2nd-00:30.
 Largest lead - GWJ by 7 1st-16:59, UM by 37 2nd-04:34.
 GWJ led for 05:42, UM led for 30:55. Game was tied for 03:23.

Score tied - 3 times.
 Lead changed - 1 time.

Official Basketball Box Score -- Game Totals -- Final Statistics
Navy vs Miami (FL)
11/12/17 4:39 pm at Coral Gables, Fla. (Watsco Center)

Navy 55 · 1-1

#	Player	Total			3-Ptr			Rebounds			PF	TP	A	TO	Blk	Stl	Min
		FG-FGA	FG-FGA	FT-FTA	FG-FGA	FG-FGA	FT-FTA	Off	Def	Tot							
01	Lacey, Tom	*	5-7	0-0	0-0	1	4	5	0	10	2	1	2	0	24		
02	Abdullah, Hasan	*	5-13	3-7	0-0	1	0	1	1	13	1	4	0	3	26		
10	Dulin, Bryce	*	0-5	0-1	0-0	3	5	8	1	0	4	1	0	1	26		
20	Anderson, Shawn	*	2-9	0-0	2-2	1	4	5	2	6	2	3	0	1	23		
40	Wieck, Evan	*	1-3	0-0	0-0	2	1	3	2	2	2	0	0	1	19		
00	Fox, Nourse	*	1-3	0-1	0-0	0	0	0	2	2	0	2	0	1	12		
03	Cullen, Matt	*	0-1	0-1	0-0	0	0	0	0	0	1	0	0	0	4		
05	Pearson, Ryan	*	0-3	0-2	0-0	0	1	1	0	0	1	0	0	0	7		
15	Antonelli, Dominick	*	1-2	1-2	0-0	0	0	0	0	3	0	1	0	0	4		
21	Kiernan, George	*	3-8	2-6	3-3	0	1	4	11	0	1	0	0	0	13		
22	Davis, Cam	*	0-2	0-0	0-0	0	0	0	1	0	0	1	0	0	14		
23	Lewis, Mo	*	2-4	0-0	0-0	0	0	0	2	4	0	1	0	0	9		
34	Ogale, Danny	*	0-1	0-0	0-0	1	0	1	0	0	1	0	0	0	4		
41	Riemersma, Tyler	*	1-2	0-1	2-4	1	3	4	0	4	0	0	0	0	15		
	Team					2	2	4									
	Totals		21-63	6-21	7-9	12	21	33	15	55	14	16	2	7	200		

FG % 1st Half: 9-33 27.3% 2nd half: 12-30 40.0% Game: 21-63 33.3% Deadball Rebounds 1
 3FG % 1st Half: 4-13 30.8% 2nd half: 2-8 25.0% Game: 6-21 28.6%
 FT % 1st Half: 2-2 100.0% 2nd half: 5-7 71.4% Game: 7-9 77.8%

Miami (FL) 89 · 2-0

#	Player	Total			3-Ptr			Rebounds			PF	TP	A	TO	Blk	Stl	Min
		FG-FGA	FG-FGA	FT-FTA	FG-FGA	FG-FGA	FT-FTA	Off	Def	Tot							
00	Ja'Quan Newton	*	6-10	1-3	1-1	0	3	3	1	14	1	4	0	1	26		
01	DJ Vasiljevic	*	5-10	4-8	2-2	0	3	3	2	16	0	0	0	2	20		
03	Anthony Lawrence	*	4-5	1-2	1-2	0	7	7	1	10	2	2	2	1	30		
11	Bruce Brown	*	1-10	0-3	1-2	1	5	6	1	3	6	3	1	0	31		
20	Dewan Huell	*	6-8	0-0	2-3	3	7	10	2	14	1	1	1	0	22		
02	Chris Lykes	*	3-5	2-2	0-0	0	1	1	2	8	2	0	0	2	17		
04	Lonnie Walker	*	3-7	1-5	1-1	0	2	2	0	8	1	0	1	1	24		
05	Mike Robinson	*	0-0	0-0	0-0	0	0	0	0	0	0	0	0	0	3		
14	Rodney Miller	*	2-3	0-0	0-2	0	0	0	1	4	0	0	0	0	5		
15	Ebuka Izundu	*	5-6	0-0	2-3	3	1	4	2	12	2	2	2	1	19		
35	Chris Stowell	*	0-0	0-0	0-0	0	1	1	0	0	0	0	0	0	3		
	Team					4	1	5									
	Totals		35-64	9-23	10-16	11	31	42	12	89	15	12	7	9	200		

FG % 1st Half: 15-33 45.5% 2nd half: 20-31 64.5% Game: 35-64 54.7% Deadball Rebounds 3
 3FG % 1st Half: 4-14 28.6% 2nd half: 5-9 55.6% Game: 9-23 38.1%
 FT % 1st Half: 7-9 77.8% 2nd half: 3-7 42.9% Game: 10-16 62.5%

Officials: Tim Nestor, Bert Smith, Tim Clougherty
 Technical fouls: Navy-None, Miami (FL)-None.
 Attendance: 6611

Score by periods	1st	2nd	Total
Navy	24	31	55
Miami (FL)	41	48	89

	Points	In	Off	2nd	Fast	Bench
	Paint	Paint	T/O	Chance	Break	
NAVY	26	10	5	12	24	32
UM	50	22	12	19	24	32

Last FG - NAVY 2nd-00:35, UM 2nd-00:23.
 Largest lead - NAVY None, UM by 35 2nd-01:39.
 NAVY led for 00:00, UM led for 39:31. Game was tied for 00:29.

Score tied - 0 times.
 Lead changed - 0 times.

Official Basketball Box Score -- Game Totals -- Final Statistics
Florida A&M vs Miami (FL)
11/16/17 7:02 pm at Coral Gables, Fla. (Watsco Center)

Florida A&M 59 · 0-3

#	Player	Total			3-Ptr			Rebounds			PF	TP	A	TO	Blk	Stl	Min
		FG-FGA	FG-FGA	FT-FTA	FG-FGA	FG-FGA	FT-FTA	Off	Def	Tot							
00	WILLIAMS, Desmond	*	4-13	0-3	0-0	1	2	3	2	8	3	0	1	0	37		
04	MAYES, Elijah	*	1-1	0-0	0-0	0	0	0	1	2	1	0	0	0	7		
20	MYLES, Brendon	*	2-4	0-0	0-0	0	0	0	2	4	0	3	0	1	12		
22	BARHAM, Marcus	*	7-15	4-9	4-4	0	1	1	2	22	1	2	0	0	35		
34	MARTIN, Isaijah	*	3-7	0-0	2-2	2	4	3	8	0	2	1	0	0	30		
02	REAVES, Kamron	*	0-3	0-1	0-0	0	3	3	2	0	1	3	0	1	18		
03	BOWMAN, Craig	*	4-6	1-2	0-0	0	6	6	1	9	2	4	0	2	20		
05	CORE, Nasir	*	2-3	0-0	0-0	0	1	1	2	4	2	1	0	0	17		
11	HARRELL, Javonni	*	1-4	0-0	0-0	2	3	5	2	2	1	0	0	1	13		
21	RAVENEL, Justin	*	0-3	0-1	0-0	0	1	1	0	1	0	0	0	1	11		
	Team					1	3	4									
	Totals		24-59	5-16	6-6	6	22	28	18	59	12	19	2	6	200		

Official Basketball Box Score -- Game Totals -- Final Statistics
North Florida vs Miami (FL)
11/25/17 4:05 pm at Coral Gables, Fla. (Watsco Center)

North Florida 65 - 1-7

#	Player	Total			3-Ptr			Rebounds			PF	TP	A	TO	Blk	Stl	Min
		FG-FGA	FT-FGA	FT-FTA	Off	Def	Tot	Off	Def	Tot							
00	HORCHLER, Noah	f	2-6	0-3	0-0	1	1	2	4	4	1	0	1	0	0	19	
02	AMINU, Wajid	f	3-6	0-1	1-2	1	2	3	3	7	1	5	0	0	0	20	
03	ESCOBAR, JT	g	6-9	4-7	0-0	1	2	3	2	16	0	0	0	0	0	32	
11	SAMS, Garrett	g	2-8	1-2	4-4	1	4	5	2	9	2	2	0	4	0	24	
21	GANDIA-ROSA, Ivan	g	3-9	2-3	0-0	1	2	3	2	8	3	7	0	0	0	33	
01	LAMBRIGHT, Emmanuel	g	0-0	0-0	0-0	1	0	1	0	0	0	1	0	0	0	3	
10	BLOUNT, Osborn	g	2-8	1-5	2-2	0	3	3	0	7	1	1	0	3	0	20	
12	BURKHARDT, Ryan	g	0-2	0-2	0-0	0	1	1	1	0	0	2	0	0	0	10	
20	COFFEY II, Brian	g	1-2	0-0	2-2	1	0	1	0	4	2	0	0	0	0	11	
22	DAY, Trip	g	4-8	0-2	2-2	0	3	3	3	10	0	1	0	1	0	26	
50	HAI, Benedikt	g	0-1	0-1	0-0	0	0	0	1	0	0	0	0	0	0	2	
	Team					3	4	7									
	Totals		23-59	8-26	11-12	10	22	32	18	65	10	20	1	8	0	200	

FG % 1st Half: 10-26 38.5% 2nd half: 13-33 39.4% Game: 23-59 39.0%
 3FG % 1st Half: 5-12 41.7% 2nd half: 3-14 21.4% Game: 8-26 30.8%
 FT % 1st Half: 0-0 0.0% 2nd half: 11-12 91.7% Game: 11-12 91.7%

Miami (FL) 86 - 5-0

#	Player	Total			3-Ptr			Rebounds			PF	TP	A	TO	Blk	Stl	Min
		FG-FGA	FT-FGA	FT-FTA	Off	Def	Tot	Off	Def	Tot							
20	Dewan Huell	f	4-6	0-0	5-7	1	5	6	2	13	0	3	0	0	0	23	
00	Ja'Quan Newton	g	5-8	0-0	2-2	0	1	1	1	12	3	4	0	0	0	26	
01	DJ Vasiljevic	g	1-6	0-4	0-0	0	2	2	0	2	0	0	0	0	0	22	
03	Anthony Lawrence	g	4-7	0-1	6-7	3	1	4	3	14	3	1	0	3	0	27	
11	Bruce Brown	g	7-14	0-2	0-0	1	6	7	2	14	4	1	0	3	0	32	
02	Chris Lykes	g	4-9	2-5	0-1	0	0	0	2	10	4	1	0	1	0	19	
04	Lonnie Walker	g	2-5	0-1	3-4	0	1	1	3	7	1	0	0	1	0	22	
05	Mike Robinson	g	0-0	0-0	0-0	0	0	0	0	0	0	0	0	0	0	1	
15	Ebuka Izundu	g	2-2	0-0	1-2	2	5	7	0	5	0	3	0	0	0	11	
21	Sam Waardenburg	g	4-9	1-2	0-0	4	2	6	3	9	1	1	1	1	0	16	
35	Chris Stowell	g	0-0	0-0	0-0	0	0	0	0	0	0	0	0	0	0	1	
	Team					1	4	5									
	Totals		33-66	3-15	17-23	12	27	39	16	86	16	14	1	9	0	200	

FG % 1st Half: 15-30 50.0% 2nd half: 18-36 50.0% Game: 33-66 50.0%
 3FG % 1st Half: 2-8 25.0% 2nd half: 1-7 14.3% Game: 3-15 20.0%
 FT % 1st Half: 6-11 54.5% 2nd half: 11-12 91.7% Game: 17-23 73.9%

Officials: Jamie Luckie, Raymond Stjoms Jr, Doug Simons
 Technical fouls: North Florida-None. Miami (FL)-None.
 Attendance: 7189

Score by periods	1st	2nd	Total
North Florida	25	40	65
Miami (FL)	38	48	86

Last FG - UNF 2nd-01:04, UM 2nd-00:34.
 Largest lead - UNF by 3 1st-19:43, UM by 22 2nd-11:54.
 UNF led for 01:10. UM led for 37:54. Game was tied for 00:42.

Score tied - 2 times.
 Lead changed - 1 time.

Official Basketball Box Score -- Game Totals -- Final Statistics
Miami (FL) vs Minnesota
11/29/17 8:15 PM at Minneapolis, Minn. (Williams Arena)

Miami (FL) 86 - 6-0

#	Player	Total			3-Ptr			Rebounds			PF	TP	A	TO	Blk	Stl	Min
		FG-FGA	FT-FGA	FT-FTA	Off	Def	Tot	Off	Def	Tot							
20	Dewan Huell	f	10-16	0-0	3-5	1	1	2	3	23	0	0	1	0	0	27	
00	Ja'Quan Newton	g	6-12	0-1	0-2	0	3	3	0	12	9	1	1	2	0	32	
01	DJ Vasiljevic	g	4-6	3-5	0-0	0	2	2	3	11	0	0	0	0	0	18	
03	Anthony Lawrence	g	3-6	2-3	0-0	0	7	7	5	8	4	2	0	1	0	25	
11	Bruce Brown	g	6-11	2-4	2-2	3	6	9	1	16	5	0	0	1	0	37	
02	Chris Lykes	g	4-8	2-6	0-0	0	1	1	3	10	0	1	0	3	0	19	
04	Lonnie Walker	g	2-8	1-5	1-2	0	2	2	1	6	1	0	0	1	0	19	
15	Ebuka Izundu	g	0-0	0-0	0-0	2	1	3	3	0	1	1	2	0	0	13	
21	Sam Waardenburg	g	0-2	0-1	0-0	1	0	1	1	0	0	2	0	0	0	10	
	Team					3	1	4									
	Totals		35-69	10-25	6-11	10	24	34	20	86	20	8	4	8	0	200	

FG % 1st Half: 16-35 45.7% 2nd half: 19-34 55.9% Game: 35-69 50.7%
 3FG % 1st Half: 4-13 30.8% 2nd half: 6-12 50.0% Game: 10-25 40.0%
 FT % 1st Half: 0-2 0.0% 2nd half: 6-9 66.7% Game: 6-11 54.5%

Minnesota 81 - 7-1

#	Player	Total			3-Ptr			Rebounds			PF	TP	A	TO	Blk	Stl	Min
		FG-FGA	FT-FGA	FT-FTA	Off	Def	Tot	Off	Def	Tot							
03	Murphy, Jordan	f	5-11	0-1	7-9	6	8	14	2	17	0	3	3	1	0	36	
20	Lynch, Reggie	c	5-8	0-0	2-4	3	7	10	1	12	2	0	7	0	0	32	
02	Mason, Nate	g	5-13	3-7	2-4	0	3	3	15	5	1	1	0	0	0	36	
05	Coffey, Amir	g	7-13	2-4	7-7	2	3	5	2	23	2	2	0	2	0	34	
11	Washington, Isaiah	g	6-17	0-3	2-2	3	2	5	4	14	3	5	1	1	0	27	
04	Harris, Jamir	g	0-1	0-1	0-0	0	2	2	0	0	0	0	0	0	0	10	
20	Fitzgerald, Davonte	g	0-0	0-0	0-0	0	0	0	0	0	0	0	0	0	0	4	
21	Konate, Bakary	g	0-0	0-0	0-0	0	0	0	0	0	0	1	0	0	0	6	
42	Hurt, Michael	g	0-0	0-0	0-0	0	0	0	0	0	0	0	0	0	0	15	
	Team					0	2	2									
	Totals		28-63	5-16	20-26	14	27	41	13	81	12	12	12	4	0	200	

FG % 1st Half: 13-34 38.2% 2nd half: 15-29 51.7% Game: 28-63 44.4%
 3FG % 1st Half: 3-10 30.0% 2nd half: 2-6 33.3% Game: 5-16 31.3%
 FT % 1st Half: 7-9 77.8% 2nd half: 13-17 76.5% Game: 20-26 76.9%

Officials: Keith Kimble, Larry Sciotto, Rob Riley
 Technical fouls: Miami (FL)-None. Minnesota-None.
 Attendance: 14625
 Sellout

Score by periods	1st	2nd	Total
Miami (FL)	36	50	86
Minnesota	36	45	81

Points	In	Off	2nd	Fast	Bench
UM	44	17	12	6	16
MINN	44	5	16	14	0

Last FG - UM 2nd-01:29, MINN 2nd-00:02.
 Largest lead - UM by 12 2nd-09:08, MINN by 6 1st-02:39.
 UM led for 33:02. MINN led for 02:01. Game was tied for 04:57.

Score tied - 6 times.
 Lead changed - 2 times.

Official Basketball Box Score -- Game Totals -- Final Statistics
Princeton vs Miami (FL)
12/2/17 8:04 pm at American Airlines Arena

Princeton 52 - 2-5

#	Player	Total			3-Ptr			Rebounds			PF	TP	A	TO	Blk	Stl	Min
		FG-FGA	FT-FGA	FT-FTA	Off	Def	Tot	Off	Def	Tot							
03	Cannady, Devin	f	5-16	0-6	1-1	0	2	2	0	11	1	0	0	2	0	31	
05	Bell, Amir	f	5-7	2-3	1-2	0	6	6	2	13	2	1	0	1	0	32	
12	Stephens, Myles	f	4-9	3-5	0-0	2	3	5	2	11	1	2	1	0	0	26	
13	Gladson, Will	f	1-2	0-0	0-0	0	0	0	2	2	1	0	0	1	0	7	
33	Much, Sebastian	f	0-10	0-9	0-0	0	2	2	3	0	1	4	0	0	0	26	
00	Young, Aaron	g	0-2	0-2	0-0	0	0	0	0	0	1	0	0	0	0	6	
01	Reynoso-Avila, V.	g	0-0	0-0	2-4	0	0	0	1	2	0	0	0	0	0	5	
10	Bagin, Charlie	g	1-1	0-1	0-0	0	0	0	0	0	0	1	0	0	0	3	
15	Schwieger, Ryan	g	0-4	0-1	0-0	0	3	3	1	2	1	0	0	1	0	19	
22	Desrosiers, Jerome	g	1-5	1-3	0-0	3	2	5	1	3	1	2	0	0	0	25	
31	Bramlage, Noah	g	1-3	1-1	0-0	0	1	1	0	3	0	0	0	0	0	3	
34	Arriguzoh, Richmond	g	0-0	0-0	0-0	0	1	1	0	0	1	1	0	0	0	6	
35	Brennan, Alec	g	1-2	1-1	2-2	3	1	4	1	5	0	1	0	0	0	11	
	Team					2	0	2									
	Totals		19-61	8-32	6-9	10	21	31	13	52	10	11	2	5	0	200	

FG % 1st Half: 8-30 26.7% 2nd half: 11-31 35.5% Game: 19-61 31.1%
 3FG % 1st Half: 3-14 21.4% 2nd half: 5-18 27.8% Game: 8-32 25.0%
 FT % 1st Half: 1-1 100.0% 2nd half: 5-8 62.5% Game: 6-9 66.7%



11 BRUCE BROWN JR.

So. • 6-5 • 205 • Guard
Boston, Mass.
Vermont Academy

PRESEASON HONORS

- Preseason All-ACC Second Team
- Preseason ESPN Third-Team All-American
- Wooden Award Preseason Top 50
- Citizen Naismith Trophy Watch List
- Julius Erving Small Forward of Year Award Watch List
- Lute Olson National Player of Year Award Watch List
- Oscar Robertson Trophy Watch List

CAREER

- Owns two career triple-doubles, two double-doubles
- Has four career double-figure rebound games

2017-18 HIGHLIGHTS

- Ranks ninth in ACC in rebounds at 8.6 per game (first among guards); is seventh nationally among guards in rebounding
- Second in ACC in assist/turnover ratio (2.92 - 35 assists/12 turnovers)
- Recorded second career triple-double in season opener vs. Gardner-Webb (10 points, 11 rebounds, 10 assists) - one of eight triple-doubles in D-1 this year
- Triple-double was third in program history and 31st in ACC history (sixth player in league history with two career triple-doubles)
- Had 14 points, seven rebounds, four assists, three steals in win over North Florida (11/25)
- Posted 16 points, nine rebounds, five assists and no turnovers in win at No. 12 Minnesota (11/29)
- Scored 14 of his 17 points in the first half in win against Princeton (12/2)
- Missed Boston U. game with left hand injury

2017-18 GAME-BY-GAME

	GS	Min	FG	Pct	3FG	Pct	FT	Pct	O-D-T	Avg	PF	FO	A	TO	Blk	Stl	Pts	Avg
Gard-Webb	*	31	5-9	.556	0-2	.000	0-3	.000	1-10-11	11.0	2	0	10	1	0	1	10	10.0
Navy	*	31	1-10	.100	0-3	.000	1-2	.500	1-5-6	8.5	1	0	6	3	1	0	3	6.5
Florida A&M	*	32	6-10	.600	2-4	.500	1-4	.250	1-7-8	8.3	2	0	4	2	0	2	15	9.3
vs. La Salle	*	33	2-9	.222	1-2	.500	2-4	.500	0-11-11	9.0	2	0	3	3	1	0	7	8.8
N. Florida	*	32	7-14	.500	0-2	.000	0-0	.000	1-6-7	8.6	2	0	4	1	0	3	14	9.8
at Minnesota	*	37	6-11	.545	2-4	.500	2-2	1.000	3-6-9	8.7	1	0	5	0	0	1	16	10.8
vs. Princeton	*	30	6-8	.750	4-5	.800	1-1	1.000	2-6-8	8.6	1	0	3	2	1	0	17	11.7
Boston U.	DNP	(hand)																
at GW																		
at Hawai'i																		
vs. TBA																		
vs. TBA																		
at Pitt																		
at Ga. Tech																		
FSU																		
at Clemson																		
Duke																		
at NC State																		
Louisville																		
at FSU																		
Pittsburgh																		
at Va. Tech																		
Wake Forest																		
at BC																		
Virginia																		
Syracuse																		
at ND																		
BC																		
at UNC																		
Va. Tech																		

2016-17

Opponent	P	R	A
WCU	7	8	5
at N. Florida	7	6	2
Penn	15	5	1
vs Stanford	10	6	2
vs Iowa State	2	7	2
vs Florida	15	4	1
Rutgers	11	9	2
vs Wofford	12	5	1
SC State	11	11	10
FAU	14	8	6
GW	14	12	2
Columbia	8	6	5
NC State	17	8	4
at Syracuse	9	7	2
Notre Dame	7	9	1
at Pittsburgh	17	6	3
at Wake Forest	9	3	1
at Duke	15	5	6
Boston Coll.	12	6	4
North Carolina	30	4	5
Florida State	17	5	1
at NC State	7	2	6
Virginia Tech	2	5	4
at Louisville	12	7	4
Georgia Tech	8	3	5
Clemson	9	5	5
at Virginia	14	3	0
Duke	25	4	4
at Va Tech	8	3	5
vs Florida St.	10	0	1
vs Syracuse	5	5	1
vs UNC	21	7	1
vs Michigan St.	11	2	4

SEASON/CAREER HIGHS

Points

Season: 17 Princeton, 12/2/17
 Career: 30 North Carolina, 1/28/17
 ACC: 30 North Carolina, 1/28/17

Rebounds

Season: 11 2x, last vs. La Salle, 11/22/17
 Career: 12 George Washington, 12/22/16
 ACC: 9 Notre Dame, 1/12/17

Assists

Season: 10 Gardner-Webb, 11/10/17
 Career: 10 2x, last vs. Gard.-Webb, 11/10/17
 ACC: 6 2x, last at NC State, 2/4/17

Steals

Season: 3 North Florida, 11/25/17
 Career: 3 6x, last vs. N. Florida, 11/25/17
 ACC: 3 NC State, 12/31/16

Blocked Shots

Season: 1 2x, last vs. La Salle, 11/22/17
 Career: 3 2x, last vs Notre Dame, 1/12/17
 ACC: 3 Notre Dame, 1/12/17

Field Goals

Season: 7 North Florida, 11/25/17
 Career: 11 Duke, 2/25/17
 ACC: 11 Duke, 2/25/17

Field-Goal Attempts

Season: 14 North Florida, 11/25/17
 Career: 18 Duke, 2/25/17
 ACC: 18 Duke, 2/25/17

Free Throws

Season: 2 2x, last at Minnesota, 11/29/17
 Career: 10 North Carolina, 1/28/17
 ACC: 10 North Carolina, 1/28/17

Free-Throw Attempts

Season: 4 2x, last vs. La Salle, 11/22/17
 Career: 13 North Carolina, 1/28/17
 ACC: 13 North Carolina, 1/28/17

3-Point Field Goals

Season: 4 Princeton, 12/2/17
 Career: 4 North Carolina, 1/28/17
 ACC: 4 North Carolina, 1/28/17

3-Point Field-Goal Attempts


Season: 5 Princeton, 12/2/17
 Career: 6 North Carolina, 1/28/17
 ACC: 6 North Carolina, 1/28/17

Minutes

Season: 37 at Minnesota, 11/29/17
 Career: 44 at Virginia, 2/20/17
 ACC: 44 at Virginia, 2/20/17

CAREER STATISTICS

Season	GP	GS	Min.	Avg.	3-Point			Free Throws			Rebounds				Scoring										
					FG	FGA	Pct.	FT	FTA	Pct.	Off.	Def.	Tot.	Avg.	PF	FO	Ast.	TO	Blk	Stl	Pts.	Avg.			
2016-17	33	29	1053	31.9	134	292	.459	33	95	.347	90	121	.744	48	138	186	5.6	83	2	106	67	18	49	391	11.8
2017-18	7	7	226	32.3	33	71	.465	9	22	.409	7	16	.438	9	51	60	8.6	11	0	35	12	3	7	82	11.7
TOTAL	40	36	1279	32.0	167	363	.460	42	117	.359	97	137	.708	57	189	246	6.2	94	2	141	79	21	56	473	11.8



20 DEWAN HUELL

So. • 6-11 • 236 • Forward

Miami, Fla.

Miami Norland HS

2017-18 HIGHLIGHTS

- Second in ACC, 20th nationally in field-goal percentage (.661)
- Tied for team lead with 14 points in season opener
- Recorded first career double-double against Navy (11/12) with 14 points and 10 rebounds
- Scored in double figures in first four games (longest streak of his career)
- Recorded 16 points (8-10 FG) in win vs. La Salle (11/22)
- Had huge game at No. 12 Minnesota, with career highs of 23 points (15 in second half) and 27 minutes (11/29)

2017-18 GAME-BY-GAME

	GS	Min	FG	Pct	3FG	Pct	FT	Pct	O-D-T	Avg	PF	FO	A	TO	Blk	Stl	Pts	Avg
Gard-Webb	*	18	6-9	.667	0-0	.000	2-3	.667	2-6-8	8.0	1	0	2	3	2	1	14	14.0
Navy	*	22	6-8	.750	0-0	.000	2-3	.667	3-7-10	9.0	2	0	1	1	1	1	14	14.0
Florida A&M	*	24	4-6	.667	0-0	.000	2-2	1.000	1-4-5	7.7	1	0	0	1	1	2	10	12.7
vs. La Salle	*	26	8-10	.800	0-1	.000	0-0	.000	2-5-7	7.5	3	0	0	1	1	0	16	13.5
N. Florida	*	23	4-6	.667	0-0	.000	5-7	.714	1-5-6	7.2	2	0	0	3	0	0	13	13.4
at Minnesota	*	27	10-16	.625	0-0	.000	3-5	.600	1-1-2	6.3	3	0	0	0	1	0	23	15.0
vs. Princeton	*	15	3-7	.429	0-0	.000	3-4	.750	1-0-1	5.6	3	0	0	2	0	1	9	14.1
Boston U.	*	20	2-4	.500	0-0	.000	2-4	.500	2-4-6	5.6	1	0	1	0	3	0	6	13.1
at GW																		
at Hawai'i																		
vs. TBA																		
vs. TBA																		
at Pitt																		
at Ga. Tech																		
FSU																		
at Clemson																		
Duke																		
at NC State																		
Louisville																		
at FSU																		
Pittsburgh																		
at Va. Tech																		
Wake Forest																		
at BC																		
Virginia																		
Syracuse																		
at ND																		
BC																		
at UNC																		
Va. Tech																		

SEASON/CAREER HIGHS

Points

Season: 23 at Minnesota, 11/29/17
 Career: 23 at Minnesota, 11/29/17
 ACC: 13 Georgia Tech, 2/15/17

Rebounds

Season: 10 Navy, 11/12/17
 Career: 10 2x, last vs. Navy, 11/12/17
 ACC: 8 at Wake Forest, 1/18/17

Assists

Season: 2 last vs. Gardner-Webb, 11/10/17
 Career: 2 Gardner-Webb, 11/10/17
 ACC: 1 4x, last at Louisville, 2/11/17

Steals

Season: 2 Florida A&M, 11/16/17
 Career: 2 2x, last vs. Florida A&M, 11/16/17
 ACC: 1 8x, last at Florida State, 3/4/17

Blocked Shots

Season: 3 2x, last vs. Boston U., 12/5/17
 Career: 3 2x, last vs. Boston U., 12/5/17
 ACC: 3 Virginia Tech, 2/8/17

Field Goals

Season: 8 La Salle, 11/22/17
 Career: 8 La Salle, 11/22/17
 ACC: 4 2x, last vs Georgia Tech, 2/15/17

Field-Goal Attempts

Season: 16 at Minnesota, 11/29/17
 Career: 16 at Minnesota, 11/29/17
 ACC: 9 at Wake Forest, 1/18/17

Free Throws

Season: 5 North Florida, 11/25/17
 Career: 5 2x, last vs. North Florida, 11/25/17
 ACC: 5 Georgia Tech, 2/15/17

Free-Throw Attempts

Season: 7 North Florida, 11/25/17
 Career: 7 North Florida, 11/25/17
 ACC: 6 Georgia Tech, 2/15/17

3-Point Field Goals

Season: -
 Career: -
 ACC: -

3-Point Field-Goal Attempts

Season: 1 La Salle, 11/22/17
 Career: 1 3x, last vs. La Salle, 11/22/17
 ACC: 1 2x, last vs. Virginia Tech, 2/8/17

Minutes

Season: 27 at Minnesota, 11/29/17
 Career: 27 at Minnesota, 11/29/17
 ACC: 25 2x, last at Wake Forest, 1/18/17

2016-17

Opponent	P	R	A
WCU	13	7	1
at N. Florida	15	8	0
Penn	11	5	0
vs Stanford	3	3	0
vs Iowa State	5	6	0
vs Florida	10	6	1
Rutgers	14	7	0
vs Wofford	2	1	0
SC State	5	3	0
FAU	9	10	0
GW	2	1	0
Columbia	4	1	0
NC State	0	0	1
at Syracuse	6	3	1
Notre Dame	2	0	0
at Pittsburgh	4	3	0
at Wake Forest	9	8	0
at Duke	7	3	0
Boston Coll.	8	3	1
North Carolina	5	1	0
Florida State	7	1	0
at NC State	3	2	0
Virginia Tech	3	5	0
at Louisville	4	3	1
Georgia Tech	13	2	0
Clemson	6	1	0
at Virginia	1	1	0
Duke	2	1	0
at Va Tech	0	1	0
vs Florida St.	5	2	0
vs Syracuse	DNP		
vs UNC	1	1	0
vs Michigan St.	8	0	0

CAREER STATISTICS

Season	GP	GS	Min.	Avg.	3-Point			Free Throws			Rebounds			Scoring								
					FG	FGA	Pct.	FT	FTA	Pct.	Off.	Def.	Tot.	Avg.	PF	FO	Ast.	TO	Blk	Stl	Pts.	Avg.
2016-17	32	15	557	17.4	77	145	.531	33	51	.647	45	54	99	3.1	61	0	6	30	25	13	187	5.8
2017-18	8	8	175	21.9	43	66	.652	19	28	.679	13	32	45	5.6	16	0	4	11	9	5	105	13.1
TOTAL	40	23	732	18.3	120	211	.569	52	79	.658	58	86	144	3.6	77	0	10	41	34	18	292	7.3



15 EBUKA IZUNDU

Jr. • 6-10 • 235 • Center
Charlotte, N.C. / Lagos, Nigeria
Victory Christian Center

2017-18 HIGHLIGHTS

- Recorded first college double-double in season opener, scoring 14 points and grabbing career-high 10 boards.

SEASON/CAREER HIGHS

Points	
Season:	14 Gardner-Webb, 11/10/17
Career:	16 at NC State, 2/4/17
ACC:	16 at NC State, 2/4/17
Rebounds	
Season:	10 Gardner-Webb, 11/10/17
Career:	10 Gardner-Webb, 11/10/17
ACC:	7 NC State, 12/31/16
Assists	
Season:	2 Navy, 11/12/17
Career:	2 Navy, 11/12/17
ACC:	1 5x, last at Virginia, 2/20/17
Steals	
Season:	1 3x, last vs. Boston U., 12/5/17
Career:	1 13x, last vs. Boston U., 12/5/17
ACC:	1 5x, last vs. Duke, 2/25/17
Blocked Shots	
Season:	3 Florida A&M, 11/16/17
Career:	3 4x, last vs. Florida A&M, 11/16/17
ACC:	3 Notre Dame, 1/12/17
Field Goals	
Season:	6 Gardner-Webb, 11/10/17
Career:	6 2x, last vs. Gardner-Webb, 11/10/17
ACC:	6 at NC State, 2/4/17
Field-Goal Attempts	
Season:	7 Gardner-Webb, 11/10/17
Career:	10 Clemson, 2/18/17
ACC:	10 Clemson, 2/18/17
Free Throws	
Season:	2 2x, last vs. Navy, 11/12/17
Career:	5 vs. Mississippi State, 11/19/15
ACC:	4 2x, last at NC State, 2/4/17
Free-Throw Attempts	
Season:	4 Gardner-Webb, 11/10/17
Career:	7 vs. Mississippi State, 11/19/15
ACC:	6 at North Carolina, 2/20/16
Minutes	
Season:	22 Gardner-Webb, 11/10/17
Career:	27 at NC State, 2/4/17
ACC:	27 at NC State, 2/4/17

2017-18 GAME-BY-GAME

	GS	Min	FG	Pct	3FG	Pct	FT	Pct	O-D-T	Avg	PF	FO	A	TO	Blk	Stl	Pts	Avg
Gard-Webb	22	6-7	.857	0-0	.000	2-4	.500	2-8-10	10.0	4	0	1	1	1	0	14	14.0	
Navy	19	5-6	.833	0-0	.000	2-3	.667	3-1-4	7.0	2	0	2	2	2	1	12	13.0	
Florida A&M	21	2-4	.500	0-0	.000	0-2	.000	4-2-6	6.7	0	0	0	1	3	0	4	10.0	
vs. La Salle	12	1-1	1.000	0-0	.000	1-1	1.000	1-1-2	5.5	4	0	0	2	0	1	3	8.3	
N. Florida	11	2-2	1.000	0-0	.000	1-2	.500	2-5-7	5.8	0	0	0	3	0	0	5	7.6	
at Minnesota	13	0-0	.000	0-0	.000	0-0	.000	2-1-3	5.3	3	0	1	1	2	0	0	6.3	
vs. Princeton	20	3-4	.750	0-0	.000	0-0	.000	2-2-4	5.1	3	0	0	1	0	0	6	6.3	
Boston U.	19	0-1	.000	0-0	.000	0-2	.000	3-2-5	5.1	4	0	0	1	0	1	0	5.5	
at GW																		
at Hawai'i																		
vs. TBA																		
vs. TBA																		
at Pitt																		
at Ga. Tech																		
FSU																		
at Clemson																		
Duke																		
at NC State																		
Louisville																		
at FSU																		
Pittsburgh																		
at Va. Tech																		
Wake Forest																		
at BC																		
Virginia																		
Syracuse																		
at ND																		
BC																		
at UNC																		
Va. Tech																		

2016-17

Opponent	P	R	A
WCU	13	7	1
at North Florida	15	8	0
vs Stanford	0	3	0
vs Iowa State	0	3	0
vs Florida	0	0	0
Rutgers	4	2	0
vs Wofford	9	5	0
SC State	9	3	0
FAU	2	2	0
GW	12	4	0
Columbia	6	3	1
NC State	3	7	0
at Syracuse	0	2	0
Notre Dame	2	4	0
at Pittsburgh	2	2	0
at Wake Forest	6	5	0
at Duke	0	2	1
Boston College	0	2	0
North Carolina	0	3	0
Florida State	0	1	0
at NC State	16	6	0
Virginia Tech	8	1	1
at Louisville	8	5	0
Georgia Tech	2	3	0
Clemson	12	2	1
at Virginia	6	3	1
Duke	3	5	0
at Virginia Tech	0	2	0
vs Florida State	0	2	0
vs Syracuse	0	1	0
vs North Carolina	2	2	0
vs Michigan St.	5	3	0

2015-16

Opponent	P	R	A
UTRGV	0	0	0
Louisiana	0	0	0
vs. Miss. St.	11	7	0
vs. Utah	4	3	1
Charlotte	0	0	1
Florida	0	1	0
Charleston	1	0	0
at La Salle	6	4	0
at Clemson	0	0	0
Pittsburgh	2	0	0
at Florida St.	0	0	0
Virginia Tech	0	0	0
at UNC	6	2	1
at Virginia Tech	2	0	0
vs. Villanova	0	2	0

CAREER STATISTICS

Season	GP	GS	3-Point			Free Throws			Rebounds			Scoring											
			Min.	Avg.	Pct.	FG	FTA	Pct.	Off.	Def.	Tot.	Avg.	Pts.	Avg.									
2015-16	15	0	79	5.3	.625	10	16	.625	12	19	.632	13	6	19	1.3	17	0	3	5	3	2	32	2.1
2016-17	32	9	417	13.0	.541	53	98	.541	29	42	.690	47	50	97	3.0	75	2	6	27	25	7	135	4.2
2017-18	8	0	137	17.1	.760	19	25	.760	6	14	.429	19	22	41	5.1	20	0	4	12	8	3	44	5.5
TOTAL	55	9	633	11.5	.590	82	139	.590	47	75	.627	79	78	157	2.9	112	2	13	44	36	12	211	3.8



3 ANTHONY LAWRENCE II

Jr. • 6-7 • 210 • Guard
St. Petersburg, Fla.
Lakewood Senior HS

2017-18 HIGHLIGHTS

- Scored 10 points on 4-for-5 shooting and grabbed seven boards in win over Navy (11/12)
- Had a stat sheet stuffer game against La Salle (11/22): set career high with 10 rebounds and tied his career highs in assists (5) and blocks (3)
- Scored season-high 14 points and added three steals against North Florida (11/25)
- Recorded eight points and seven boards while fouling out in win at No. 12 Minnesota (11/29)
- Matched career high with 10 rebounds against Princeton (12/2)
- Dished out career-high six assists while playing 33 minutes against Boston U. (12/5)

2017-18 GAME-BY-GAME

	GS	Min	FG	Pct	3FG	Pct	FT	Pct	O-D-T	Avg	PF	FO	A	TO	Blk	Stl	Pts	Avg
Gard-Webb	*	22	1-4	.250	1-3	.333	0-0	.000	3-4-7	7.0	3	0	1	0	0	2	3	3.0
Navy	*	30	4-5	.800	1-2	.500	1-2	.500	0-7-7	7.0	1	0	2	2	2	1	10	6.5
Florida A&M	*	25	4-6	.667	3-5	.600	0-4	.000	0-4-4	6.0	3	0	1	2	0	0	11	8.0
vs. La Salle	*	27	2-6	.333	1-2	.500	2-3	.667	5-5-10	7.0	4	0	5	1	3	1	7	7.8
N. Florida	*	27	4-7	.571	0-1	.000	6-7	.857	3-1-4	6.4	3	0	3	1	0	3	14	9.0
at Minnesota	*	25	3-6	.500	2-3	.667	0-0	.000	0-7-7	6.5	5	1	4	2	0	1	8	8.8
vs. Princeton	*	31	2-6	.333	1-3	.333	0-0	.000	1-9-10	7.0	0	0	3	3	2	0	5	8.3
Boston U.	*	33	1-5	.200	1-4	.250	2-3	.667	0-2-2	6.4	2	0	6	3	0	1	5	7.9
at GW																		
at Hawai'i																		
vs. TBA																		
vs. TBA																		
at Pittsburgh																		
at Ga. Tech																		
FSU																		
at Clemson																		
Duke																		
at NC State																		
Louisville																		
at FSU																		
Pittsburgh																		
at Va. Tech																		
Wake Forest																		
at BC																		
Virginia																		
Syracuse																		
at ND																		
BC																		
at UNC																		
Va. Tech																		

SEASON/CAREER HIGHS

Points	
Season:	14 North Florida, 11/25/17
Career:	19 at NC State, 2/4/17
ACC:	18 at NC State, 2/4/17
Rebounds	
Season:	10 2x, last vs. Princeton, 12/2/17
Career:	10 2x, last vs. Princeton, 12/2/17
ACC:	9 Notre Dame, 1/12/17
Assists	
Season:	6 Boston University, 12/5/17
Career:	6 Boston University, 12/5/17
ACC:	5 2x, last at Virginia, 2/20/17
Steals	
Season:	3 North Florida, 11/25/17
Career:	4 3x, last vs. North Carolina, 3/9/17
ACC:	4 North Carolina, 3/9/17
Blocked Shots	
Season:	3 La Salle, 11/22/17
Career:	3 2x, last vs. La Salle, 11/22/17
ACC:	2 2x, last vs. Virginia Tech, 2/17/16
Field Goals	
Season:	4 3x, last vs. North Florida, 11/25/17
Career:	7 at NC State, 2/4/17
ACC:	7 at NC State, 2/4/17
Field-Goal Attempts	
Season:	7 North Florida, 11/25/17
Career:	9 5x, last at Virginia Tech, 2/27/17
ACC:	9 4x, last at Virginia Tech, 2/27/17
Free Throws	
Season:	6 North Florida, 11/25/17
Career:	6 North Florida, 11/25/17
ACC:	4 5x, last at Virginia, 2/20/17
Free-Throw Attempts	
Season:	7 North Florida, 11/25/17
Career:	7 North Florida, 11/25/17
ACC:	5 2x, vs. Georgia Tech, 2/15/17
3-Point Field Goals	
Season:	3 Florida A&M, 11/16/17
Career:	4 2x, at Wake Forest, 1/18/17
ACC:	4 2x, at Wake Forest, 1/18/17
3-Point Field-Goal Attempts	
Season:	5 Florida A&M, 11/16/17
Career:	9 5x, at Virginia Tech, 2/27/17
ACC:	9 4x, at Virginia Tech, 2/27/17
Minutes	
Season:	33 Boston University, 12/5/17
Career:	40 at Virginia, 2/20/17
ACC:	40 at Virginia, 2/20/17

2016-17

Opponent	P	R	A
WCU	14	5	1
at N. Florida	4	4	0
Penn	0	3	2
vs Stanford	18	3	1
vs Iowa State	6	2	0
vs Florida	2	3	2
Rutgers	8	4	0
vs Wofford	3	5	1
SC State	5	7	1
FAU	13	6	0
GW	2	2	2
Columbia	10	5	1
NC State	6	5	1
at Syracuse	0	0	1
Notre Dame	6	9	1
at Pittsburgh	9	5	2
at Wake	16	0	2
at Duke	0	0	0
Boston Coll.	7	6	1
North Carolina	3	4	4
Florida State	2	2	1
at NC State	19	4	2
Virginia Tech	12	4	3
at Louisville	7	3	3
Georgia Tech	4	4	2
Clemson	10	4	5
at Virginia	4	6	5
Duke	2	3	2
at Va Tech	18	5	1
vs Florida St	2	1	1
vs Syracuse	3	2	4
vs UNC	6	3	1
vs Mich. State	3	3	0

2015-16

Opponent	P	R	A
UTRGV	1	2	0
Louisiana	12	6	4
vs. Miss. St.	10	4	2
vs. Utah	0	0	2
vs. Butler	7	1	1
Northeastern	0	1	0
at Nebraska	13	7	0
Charlotte	9	1	1
Charleston	11	2	1
at La Salle	2	2	3
Princeton	0	1	0
Syracuse	1	2	0
Florida State	0	0	0
at Virginia	0	1	0
at Clemson	3	1	0
at BC	0	0	1
Wake Forest	0	0	0
at NC State	0	0	0
Notre Dame	18	2	0
at Ga Tech	5	3	3
Pittsburgh	2	1	0
at Florida St	3	1	1
Virginia Tech	5	2	0
at UNC	11	4	2
Virginia	1	3	2
Louisville	3	2	1
at Notre Dame	0	1	2
at Va Tech	2	4	0
vs. Va Tech	4	2	1
vs. Virginia	5	4	0
vs. Buffalo	0	0	0
vs. Wichita St	0	2	0
vs. Villanova	8	1	0

CAREER STATISTICS

Season	GP	GS	Min.	Avg.	FG	FGA	Pct.	3-Point	Free Throws	Rebounds	PF	FO	Ast.	TO	Blk	Stl	Scoring	
								FGA	Pct.	FT	FTA	Pct.	Off.	Def.	Tot.	Avg.	Pts.	Avg.
2015-16	33	0	397	12.0	47	92	.511	18	42	24	40	.600	29	34	63	1.9	39	4.1
2016-17	33	18	857	26.0	72	173	.416	35	99	45	62	.726	27	97	124	3.8	78	2.24
2017-18	8	8	220	27.5	21	45	.467	10	23	11	19	.579	12	39	51	6.4	21	7.9
TOTAL	74	26	1474	19.9	140	310	.452	63	164	80	121	.661	68	170	238	3.2	138	5.7



2 CHRIS LYKES

Fr. • 5-7 • 161 • Guard
Mitchellville, Md.
Gonzaga College HS

2017-18 HIGHLIGHTS

- Has hit at least one 3-pointer in seven of eight games
- Hit a 3-pointer and played 18 minutes in college debut against Gardner-Webb (11/10)
- Scored 13 points and dished out four assists in win over Florida A&M (11/16)
- Scored 10 points and added three steals in win at No. 12 Minnesota (11/29)

2017-18 GAME-BY-GAME

	GS	Min	FG	Pct	3FG	Pct	FT	Pct	O-D-T	Avg	PF	FO	A	TO	Blk	Stl	Pts	Avg
Gardner-Webb	18	1-6	.167	1-5	.200	0-0	.000	0-1-1	1.0	3	0	1	4	0	1	3	3.0	
Navy	17	3-5	.600	2-2	1.000	0-0	.000	0-1-1	1.0	2	0	2	0	0	2	8	5.5	
Florida A&M	21	4-7	.571	3-6	.500	2-3	.667	0-1-1	1.0	2	0	4	1	0	1	13	8.0	
vs. La Salle	6	0-2	.000	0-0	.000	0-0	.000	0-1-1	1.0	2	0	0	1	0	0	0	6.0	
North Florida	19	4-9	.444	2-5	.400	0-1	.000	0-0-0	0.8	2	0	4	1	0	1	10	6.8	
at Minnesota	19	4-8	.500	2-6	.333	0-0	.000	0-1-1	0.8	3	0	0	1	0	3	10	7.3	
vs. Princeton	13	2-6	.333	1-3	.333	0-0	.000	0-1-1	0.9	2	0	2	1	0	1	5	7.0	
Boston University	20	3-5	.600	2-3	.667	0-0	.000	0-0-0	0.8	1	0	0	2	0	0	8	7.1	
at George Washington																		
at Hawai'i																		
vs. TBA																		
vs. TBA																		
at Pittsburgh																		
at Georgia Tech																		
Florida State																		
at Clemson																		
Duke																		
at NC State																		
Louisville																		
at Florida State																		
Pittsburgh																		
at Virginia Tech																		
Wake Forest																		
at Boston College																		
Virginia																		
Syracuse																		
at Notre Dame																		
Boston College																		
at North Carolina																		
Virginia Tech																		

CAREER HIGHS

Points

Career: 13 Florida A&M, 11/16/17
ACC: -

Rebounds

Career: 1 6x, last vs. Princeton, 12/2/17
ACC: -

Assists

Career: 4 2x, last vs. North Florida, 11/25/17
ACC: -

Steals

Career: 3 at Minnesota, 11/29/17
ACC: -

Blocked Shots

Career: -
ACC: -

Field Goals

Career: 4 3x, last at Minnesota, 11/29/17
ACC: -

Field-Goal Attempts

Career: 9 North Florida, 11/25/17
ACC: -

Free Throws

Career: 2 Florida A&M, 11/16/17
ACC: -

Free-Throw Attempts

Career: 3 Florida A&M, 11/16/17
ACC: -

3-Point Field Goals

Career: 3 Florida A&M, 11/16/17
ACC: -

3-Point Field-Goal Attempts

Career: 6 2x, last at Minnesota, 11/29/17
ACC: -

Minutes

Career: 21 Florida A&M, 11/16/17
ACC: -

CAREER STATISTICS

Season	GP	GS	Min.	Avg.	3-Point			Free Throws			Rebounds				Scoring										
					FG	FGA	Pct.	FT	FTA	Pct.	Off.	Def.	Tot.	Avg.	PF	FO	Ast.	TO	Blk	Stl	Pts.	Avg.			
2017-18	8	0	133	16.6	21	48	.438	13	30	.433	2	4	.500	0	6	6	0.8	17	0	13	11	0	9	57	7.1



14 RODNEY MILLER JR.

So. • 7-0 • 255 • Center
Laurelton, N.Y.
Oak Hill Academy

2017-18 HIGHLIGHTS

• Scored four points in five minutes of action against Navy (11/12)

2017-18 GAME-BY-GAME

	GS	Min	FG	Pct	3FG	Pct	FT	Pct	O-D-T	Avg	PF	FO	A	TO	Blk	Stl	Pts	Avg
Gardner-Webb	4		0-1	.000	0-0	.000	0-1	.000	0-1-1	1.0	0	0	0	0	0	0	0	0.0
Navy	5		2-3	.667	0-0	.000	0-2	.000	0-0-0	0.5	1	0	0	0	0	0	4	2.0
Florida A&M	6		1-1	1.000	0-0	.000	0-0	.000	0-1-1	0.7	0	0	0	0	0	0	2	2.0
vs. La Salle	1		0-0	.000	0-0	.000	0-1	.000	0-0-0	0.5	0	0	0	0	0	0	0	1.5
North Florida	DNP																	
at Minnesota	DNP																	
vs. Princeton	3		1-1	1.000	0-0	.000	0-1	.000	0-0-0	0.4	0	0	0	0	0	0	2	1.6
Boston University	DNP																	
at George Washington																		
at Hawai'i																		
vs. TBA																		
vs. TBA																		
at Pittsburgh																		
at Georgia Tech																		
Florida State																		
at Clemson																		
Duke																		
at NC State																		
Louisville																		
at Florida State																		
Pittsburgh																		
at Virginia Tech																		
Wake Forest																		
at Boston College																		
Virginia																		
Syracuse																		
at Notre Dame																		
Boston College																		
at North Carolina																		
Virginia Tech																		

SEASON/CAREER HIGHS

Points

Season: 4 Navy, 11/12/17
Career: 5 Western Carolina, 11/11/16
ACC: 2 vs. North Carolina, 3/9/17

Rebounds

Season: 1 2x, last vs. Florida A&M, 11/16/17
Career: 3 at North Florida, 11/16/17
ACC: 1 vs. North Carolina, 3/9/17

Assists

Season: -
Career: -
ACC: -

Steals

Season: -
Career: -
ACC: -

Blocked Shots

Season: -
Career: -
ACC: -

Field Goals

Season: 2 Navy, 11/12/17
Career: 2 at North Florida, 11/16/16
ACC: 1 vs. North Carolina, 3/9/17

Field-Goal Attempts

Season: 3 Navy, 11/12/17
Career: 4 Western Carolina, 11/11/16
ACC: 3 vs. North Carolina, 3/9/17

Free Throws

Season: -
Career: 3 Western Carolina, 11/11/16
ACC: 1 at Wake Forest, 1/18/17

Free-Throw Attempts

Season: 1 2x, last vs. Princeton, 12/2/17
Career: 6 Western Carolina, 11/11/16
ACC: 2 at Wake Forest, 1/18/17

3-Point Field Goals

Season: -
Career: -
ACC: -

3-Point Field-Goal Attempts

Season: -
Career: -
ACC: -

Minutes

Season: 6 Florida A&M, 11/16/17
Career: 11 at North Florida, 11/16/16
ACC: 8 vs. North Carolina, 3/9/17

2016-17

Opponent	P	R	A
WCU	5	2	0
at North Florida	4	3	0
Penn	2	0	0
vs Florida	0	0	0
Rutgers	0	0	0
SC State	0	2	0
FAU	0	0	0
NC State	0	0	0
at Syracuse	0	0	0
at Pittsburgh	0	0	0
at Wake Forest	1	0	0
Florida State	0	0	0
at Louisville	0	0	0
vs North Carolina	2	1	0
vs Michigan St.	0	1	0

CAREER STATISTICS

Season	GP	GS	Min.	Avg.	3-Point			Free Throws			Rebounds				Scoring										
					FG	FGA	Pct.	FT	FTA	Pct.	Off.	Def.	Tot.	Avg.	PF	FO	Ast.	TO	Blk	Stl	Pts.	Avg.			
2016-17	15	0	57	3.8	5	11	.455	0	0	.000	4	9	.444	4	5	9	0.6	6	0	0	1	1	0	14	0.9
2017-18	5	0	19	3.8	4	6	.667	0	0	.000	0	5	.000	0	2	2	0.4	1	0	0	0	0	0	8	1.6
TOTAL	20	0	76	3.8	9	17	.529	0	0	.000	4	14	.286	4	7	11	0.6	7	0	0	1	1	0	22	1.1



O JA'QUAN NEWTON

Sr. • 6-3 • 191 • Guard

Philadelphia, Pa.

Neumann-Goretti HS

CAREER

- Leads team with 103 career games played (39 starts)
- Needs 54 points to reach 1,000 career points

2017-18 HIGHLIGHTS

- Scored in double figures in each of Miami's first three contests and four of five
- Recorded season highs of 15 points and four assists in win over FAMU (11/16)
- Scored a dozen points and matched a career high with nine assists in win at No. 12 Minnesota (11/29)

SEASON/CAREER HIGHS

Points

Season: 15 Florida A&M, 11/16/17
 Career: 23 Boston College, 1/25/17
 ACC: 23 Boston College, 1/25/17

Rebounds

Season: 6 Boston University, 12/5/17
 Career: 9 Columbia, 12/28/16
 ACC: 7 North Carolina, 1/28/17

Assists

Season: 9 at Minnesota, 11/29/17
 Career: 9 2x, last at Minnesota, 11/29/17
 ACC: 7 2x, last at Wake, 1/18/17

Steals

Season: 3 2x, last vs. Boston U., 12/5/17
 Career: 4 2x, last at NC State, 1/30/16
 ACC: 4 at NC State, 1/30/16

Blocked Shots

Season: -
 Career: 1 9x, last vs. Va Tech, 3/10/16
 ACC: 1 3x, last vs. Virginia, 2/22/16

Field Goals

Season: 6 2x, last at Minnesota, 11/29/17
 Career: 9 vs. Iowa State, 11/25/16
 ACC: 8 Boston College, 1/25/17

Field-Goal Attempts

Season: 12 at Minnesota, 11/29/17
 Career: 16 2x, last vs. Notre Dame, 1/12/17
 ACC: 16 Notre Dame, 1/12/17

Free Throws

Season: 5 Florida A&M, 11/16/17
 Career: 9 2x, last vs. Virginia, 3/11/16
 ACC: 7 2x, last vs. BC, 1/25/17

Free-Throw Attempts

Season: 8 Gardner-Webb, 11/10/17
 Career: 11 vs. Virginia, 3/11/16
 ACC: 10 2x, last vs. NC State, 12/31/16

3-Point Field Goals

Season: 1 2x, last vs. Navy, 11/12/17
 Career: 1 Columbia, 12/28/16
 ACC: 2 2x, last at Louisville, 2/11/17

3-Point Field-Goal Attempts

Season: 3 Navy, 11/12/17
 Career: 5 Columbia, 12/28/16
 ACC: 3 3x, last at Louisville, 2/11/17

Minutes

Season: 36 Boston University, 12/5/17
 Career: 38 2x, last vs. Florida, 11/27/16
 ACC: 36 Notre Dame, 1/12/17

2017-18 GAME-BY-GAME

	GS	Min	FG	Pct	3FG	Pct	FT	Pct	O-D-T	Avg	PF	FO	A	TO	Blk	Stl	Pts	Avg
Gard-Webb	*	28	4-6	.667	1-2	.500	4-8	.500	0-0-0	0.0	1	0	1	0	0	0	13	13.0
Navy	*	26	6-10	.600	1-3	.333	1-1	1.000	0-3-3	1.5	1	0	1	4	0	1	14	13.5
Florida A&M	*	26	5-9	.556	0-2	.000	5-7	.714	1-2-3	2.0	2	0	4	4	0	1	15	14.0
vs. La Salle	*	30	1-9	.111	0-1	.000	2-3	.667	0-3-3	2.3	1	0	0	1	0	2	4	11.5
N. Florida	*	26	5-8	.625	0-0	.000	2-2	1.000	0-1-1	2.0	1	0	3	4	0	0	12	11.6
at Minnesota	*	32	6-12	.500	0-1	.000	0-2	.000	0-3-3	2.2	0	0	9	1	1	2	12	11.7
vs. Princeton	*	26	2-9	.222	0-2	.000	0-0	.000	0-2-2	2.1	1	0	5	0	0	3	4	10.6
Boston U.	*	36	4-7	.571	0-0	.000	1-2	.500	0-6-6	2.6	1	0	1	3	2	3	9	10.4
at GW																		
at Hawai'i																		
vs. TBA																		
vs. TBA																		
at Pitt																		
at Ga. Tech																		
FSU																		
at Clemson																		
Duke																		
at NC State																		
Louisville																		
at FSU																		
Pittsburgh																		
at Va. Tech																		
Wake Forest																		
at BC																		
Virginia																		
Syracuse																		
at ND																		
BC																		
at UNC																		
Va. Tech																		

	2016-17					2015-16					2014-15						
Opponent	P	R	A	P	R	A	Opponent	P	R	A	P	R	A	Opponent	P	R	A
WCU	13	4	2				UTRGV	11	2	1	Howard	8	0	0			
at N. Florida	16	3	7				Louisiana	11	0	5	at Florida	5	1	3			
Penn	18	4	3				Mississippi St.	15	2	5	vs Drexel	7	1	3			
vs Stanford	20	2	2				vs Utah	5	1	1	vs Akron	4	0	1			
vs Iowa State	21	2	3				vs Butler	17	1	3	vs Charlotte	3	3	3			
vs Florida	15	3	1				Northeastern	13	2	1	at Charlotte	0	0	0			
Rutgers	11	6	3				at Nebraska	10	2	2	S. Alabama	5	1	0			
vs Wofford	15	2	9				Charlotte	14	4	6	Illinois	0	2	1			
SC State	11	1	5				Florida	3	1	3	Green Bay	0	0	0			
FAU	8	6	6				Charleston	20	7	2	Savannah St.	2	0	0			
GW	14	2	5				at La Salle	10	2	3	E. Kentucky	2	2	3			
Columbia	22	9	4				Princeton	13	4	4	vs Providence	3	0	1			
NC State	21	4	1				Syracuse	14	4	2	Charleston	6	0	0			
at Syracuse	8	4	7				Florida State	13	1	4	Virginia	0	1	1			
Notre Dame	14	3	1				at Virginia	6	5	1	at Duke	4	2	3			
at Pittsburgh	14	3	5				at Clemson	8	4	1	at Notre Dame	16	2	5			
at Wake Forest	9	3	7				at BC	12	4	2	NC State	0	0	1			
at Duke	13	3	1				Wake Forest	18	1	1	at Syracuse	3	0	0			
Boston College	23	5	2				Duke	15	5	5	Georgia Tech	3	0	0			
North Carolina	18	7	3				at NC State	10	2	2	at Florida State	2	0	1			
Florida State	12	3	2				Notre Dame	12	1	2	Louisville	3	1	1			
at NC State	13	3	5				at Ga Tech	14	4	2	Clemson	1	1	1			
Virginia Tech	16	4	1				Pittsburgh	3	1	1	at Wake Forest	5	0	2			
at Louisville	15	5	2				at Florida St.	7	4	2	at BC	0	0	0			
Duke	7	5	0				at UNC	3	1	1	Virginia Tech	8	4	3			
at Va Tech	2	0	4				Virginia	6	1	2	at Va. Tech	8	4	3			
vs Florida St.	5	2	1				vs Va Tech	10	2	4	vs Va. Tech	8	4	3			
vs Syracuse	11	4	6				vs Virginia	19	1	3	vs Va. Tech	0	3	0			
vs UNC	3	1	1				at Buffalo	10	2	2	vs Notre Dame	0	0	0			
vs Michigan St.	16	2	2				vs Wichita St.	2	0	1	Alabama	1	1	2			
							vs Villanova	0	0	2	at Richmond	11	5	2			
											vs Temple	9	4	2			
											vs Stanford	10	5	2			

CAREER STATISTICS

Season	GP	GS	Min.	Avg.	FG	FGA	Pct.	3-Point FG	3-Point FGA	3-Point Pct.	Free Throws FT	Free Throws FTA	Free Throws Pct.	Off.	Rebounds Def.	Rebounds Tot.	Avg.	PF	FO	Ast.	TO	Blk	Stl	Scoring Pts.	Avg.
2014-15	34	3	459	13.5	45	111	.405	4	10	.400	41	64	.641	8	35	43	1.3	34	0	47	39	4	8	135	4.0
2015-16	31	1	703	22.7	105	228	.461	9	26	.346	105	143	.734	16	55	71	2.3	48	0	76	66	5	27	324	10.5
2016-17	30	28	942	31.4	150	332	.452	11	40	.275	93	133	.699	18	87	105	3.5	49	0	101	98	1	34	404	13.5
2017-18	8	8	230	28.8	33	70	.471	2	11	.182	15	25	.600	1	20	21	2.6	8	0	24	17	3	12	83	10.4
TOTAL	103	40	2334	22.7	333	741	.449	26	87	.299	254	365	.696	43	197	240	2.3	139	0	248	220	13	81	946	9.2



5 MIKE ROBINSON

Sr. • 5-10 • 170 • Guard

New Britain, Conn.

New Britain HS

2017-18 HIGHLIGHTS

- Has played in five games
- Scored first field goal since 2015-16 season with his 3-pointer in season opener against Gardner-Webb (11/10)

2017-18 GAME-BY-GAME

	GS	Min	FG	Pct	3FG	Pct	FT	Pct	O-D-T	Avg	PF	FO	A	TO	Blk	Stl	Pts	Avg
Gardner-Webb	1		1-1	1.00	1-1	1.000	0-0	.000	0-0-0	0.0	0	0	0	0	0	0	3	3.0
Navy	3		0-0	.000	0-0	.000	0-0	.000	0-0-0	0.0	0	0	0	0	0	0	0	1.5
Florida A&M vs. La Salle	2		0-0	.000	0-0	.000	0-0	.000	0-0-0	0.0	0	0	0	0	0	0	0	1.0
North Florida	1		0-0	.000	0-0	.000	0-0	.000	0-0-0	0.0	0	0	0	0	0	0	0	0.8
at Minnesota vs. Princeton	3		0-1	.000	0-0	.000	0-0	.000	0-0-0	0.0	0	0	1	0	0	0	0	0.6
Boston University at George Washington at Hawai'i vs. TBA vs. TBA at Pittsburgh at Georgia Tech Florida State at Clemson Duke at NC State Louisville at Florida State Pittsburgh at Virginia Tech Wake Forest at Boston College Virginia Syracuse at Notre Dame Boston College at North Carolina Virginia Tech	DNP																	

SEASON/CAREER HIGHS

Points

Season: 3 Gardner-Webb, 11/10/17
 Career: 6 vs. Utah, 11/20/15
 ACC: 2 at North Carolina, 2/20/16

Rebounds

Season: -
 Career: 1 2x, last vs. S. Carolina St., 12/6/16
 ACC: -

Assists

Season: 1 Princeton, 12/2/17
 Career: 1 Princeton, 12/2/17
 ACC: -

Steals

Season: -
 Career: 1 Western Carolina, 11/11/16
 ACC: -

Blocked Shots

Season: -
 Career: -
 ACC: -

Field Goals

Season: 1 Gardner-Webb, 11/10/17
 Career: 2 vs. Utah, 11/20/15
 ACC: 1 at North Carolina, 2/20/16

Field-Goal Attempts

Season: 1 2x, last vs. Princeton, 12/2/17
 Career: 2 5x, last vs. S. Carolina St., 12/6/16
 ACC: 1 2x, last vs. North Carolina, 3/9/17

Free Throws

Season: -
 Career: 1 vs. South Carolina St., 12/6/16
 ACC: -

Free-Throw Attempts

Season: -
 Career: 2 vs. South Carolina St., 12/6/16
 ACC: -

3-Point Field Goals

Season: 1 Gardner-Webb, 11/10/17
 Career: 2 vs. Utah, 11/20/15
 ACC: -

3-Point Field-Goal Attempts


Season: 1 Florida A&M, 11/10/17
 Career: 2 4x, last at North Florida, 11/16/16
 ACC: 1 2x, last vs. North Carolina, 3/9/17

Minutes

Season: 3 2x, last vs. Princeton, 12/2/17
 Career: 5 vs. Western Carolina, 11/11/16
 ACC: 2 3x, last vs. North Carolina, 3/9/17

CAREER STATISTICS

Season	GP	GS	Min.	Avg.	3-Point			Free Throws			Rebounds			Scoring											
					FG	FGA	Pct.	FT	FTA	Pct.	Off.	Def.	Tot.	Avg.	Pts.	Avg.									
2015-16	9	0	14	1.6	5	9	.556	4	0	.000	0	1	1	0.1	3	0	0	0	0	0	14	1.6			
2016-17	9	0	19	2.1	0	5	.000	0	4	.000	1	2	1	0.1	2	0	0	1	0	1	1	0.1			
2017-18	5	0	10	2.0	1	2	.500	1	1	1.000	0	0	0	0.0	0	0	1	0	0	0	3	0.6			
TOTAL	23	0	43	1.9	6	16	.375	5	12	.417	1	2	.500	1	1	2	0.1	5	0	1	1	0	1	18	0.8



35 CHRIS STOWELL

Sr. • 6-6 • 208 • Forward
Exeter, N.H.
Exeter

2017-18 HIGHLIGHTS

- Has played in five games
- Was named to Omicron Delta Kappa (ODK) National Leadership Society in Spring 2017

2017-18 GAME-BY-GAME

	GS	Min	FG	Pct	3FG	Pct	FT	Pct	O-D-T	Avg	PF	FO	A	TO	Blk	Stl	Pts	Avg
Gardner-Webb	1		0-0	.000	0-0	.000	0-0	.000	0-0-0	0.0	0	0	0	0	0	0	0	0.0
Navy	3		0-0	.000	0-0	.000	0-0	.000	0-1-1	0.5	0	0	0	0	0	0	0	0.0
Florida A&M vs. La Salle	2		0-1	.000	0-1	.000	0-0	.000	0-0-0	0.3	0	0	0	0	0	0	0	0.0
North Florida	1		0-0	.000	0-0	.000	0-0	.000	0-0-0	0.3	0	0	0	0	0	0	0	0.0
at Minnesota	DNP																	
vs. Princeton	2		0-0	.000	0-0	.000	0-0	.000	0-0-0	0.2	0	0	0	0	0	0	0	0.0
Boston University at George Washington at Hawai'i vs. TBA vs. TBA at Pittsburgh at Georgia Tech Florida State at Clemson Duke at NC State Louisville at Florida State Pittsburgh at Virginia Tech Wake Forest at Boston College Virginia Syracuse at Notre Dame Boston College at North Carolina Virginia Tech	DNP																	

SEASON/CAREER HIGHS

Points
Season: -
Career: -
ACC: -

Rebounds
Season: -
Career: 2 South Carolina State, 12/6/16
ACC: -

Assists
Season: -
Career: 1 Howard, 11/14/14
ACC: -

Steals
Season: -
Career: -
ACC: -

Blocked Shots
Season: -
Career: 1 at North Carolina, 2/20/16
ACC: 1 at North Carolina, 2/20/16

Field Goals
Season: -
Career: -
ACC: -

Field-Goal Attempts
Season: 1 Florida A&M, 11/16/17
Career: 1 4x, last vs. Florida A&M, 11/16/17
ACC: -

Free Throws
Season: -
Career: -
ACC: -


Free-Throw Attempts
Season: -
Career: -
ACC: -

3-Point Field Goals
Season: -
Career: -
ACC: -

3-Point Field-Goal Attempts
Season: 1 Florida A&M, 11/16/17
Career: 1 3x, last vs. Florida A&M, 11/16/16
ACC: -

Minutes
Season: 3 Navy, 11/12/17
Career: 3 4x, last vs. Navy, 11/12/17
ACC: 1 4x, last at Virginia Tech, 3/5/16

CAREER STATISTICS			3-Point			Free Throws			Rebounds			Scoring													
Season	GP	GS	Min.	Avg.	FG	FGA	Pct.	FG	FGA	Pct.	FT	FTA	Pct.	Off.	Def.	Tot.	Avg.	PF	FO	Ast.	TO	Blk	Stl	Pts.	Avg.
2014-15	4	0	6	1.5	0	1	.000	0	0	.000	0	0	.000	0	0	0	0.0	1	0	1	0	0	0	0	0.0
2015-16	9	0	13	1.4	0	1	.000	0	1	.000	0	0	.000	0	3	3	0.3	1	0	0	1	1	0	0	0.0
2016-17	6	0	10	1.7	0	1	.000	0	1	.000	0	0	.000	0	2	2	0.3	0	0	0	0	0	0	0	0.0
2017-18	5	0	9	1.8	0	1	.000	0	1	.000	0	0	.000	0	1	1	0.2	0	0	0	0	0	0	0	0.0
TOTAL	24	0	38	1.6	0	4	.000	0	3	.000	0	0	.000	0	6	6	0.3	2	0	1	1	1	0	0	0.0



1 DEJAN (DJ) VASILJEVIC

So. • 6-3 • 203 • Guard
Melbourne, Australia
Australian Institute of Sport

2017-18 HIGHLIGHTS

- Leads team in 3-point field goals (21); ranks fifth in ACC (2.6/game)
- Made first college start in 2017-18 season opener against Gardner-Webb after coming off bench in all 33 games last year
- After tough shooting night in opener, bounced back to score 16 points against Navy and 15 against Florida A&M
- Hit 3-of-5 from 3-point range and scored 11 points in win at No. 12 Minnesota (11/29)
- Scored career-high 20 points and hit 5-of-7 3-pointers in win over Princeton (12/2)
- Recorded 15 points and hit 3-of-6 3-pointers in win over Boston U. (12/5)

2017-18 GAME-BY-GAME

	GS	Min	FG	Pct	3FG	Pct	FT	Pct	O-D-T	Avg	PF	FO	A	TO	Blk	Stl	Pts	Avg
Gard-Webb	*	30	2-12	.167	1-10	.100	2-2	1.000	0-2-2	2.0	1	0	0	0	0	0	7	7.0
Navy	*	20	5-10	.500	4-8	.500	2-2	1.000	0-3-3	2.5	2	0	0	0	0	2	16	11.5
Florida A&M	*	31	6-10	.600	3-6	.500	0-0	.000	0-4-4	3.0	2	0	2	0	1	1	15	12.7
vs. La Salle	*	25	3-9	.333	2-4	.500	0-0	.000	1-0-1	2.5	0	0	0	1	0	0	8	11.5
N. Florida	*	22	1-6	.167	0-4	.000	0-0	.000	0-2-2	2.4	0	0	0	0	0	0	2	9.6
at Minnesota	*	18	4-6	.667	3-5	.600	0-0	.000	0-2-2	2.3	3	0	0	0	0	0	11	9.8
vs. Princeton	*	29	7-9	.778	5-7	.714	1-1	1.000	0-3-3	2.4	4	0	1	1	0	0	20	11.3
Boston U.	*	35	6-10	.600	3-6	.500	0-1	.000	0-5-5	2.8	2	0	0	1	1	1	15	11.8
at GW																		
at Hawai'i																		
vs. TBA																		
vs. TBA																		
at Pittsburgh																		
at Ga Tech																		
FSU																		
at Clemson																		
Duke																		
at NC State																		
Louisville																		
at FSU																		
Pittsburgh																		
at Va Tech																		
Wake Forest																		
at BC																		
Virginia																		
Syracuse																		
at ND																		
BC																		
at UNC																		
Va Tech																		

2016-17

Opponent	P	R	A
WCU	11	2	2
at North Florida	13	1	0
Penn	11	0	1
vs Stanford	3	1	1
vs Iowa State	5	0	0
vs Florida	0	0	0
Rutgers	3	1	1
vs Wofford	6	2	0
SC State	17	2	2
FAU	2	2	0
GW	6	3	0
Columbia	3	1	1
NC State	3	2	0
at Syracuse	18	0	0
Notre Dame	3	0	1
at Pittsburgh	6	2	1
at Wake Forest	3	0	0
at Duke	0	1	0
Boston College	3	1	0
North Carolina	3	1	0
Florida State	3	1	0
at NC State	0	1	0
Virginia Tech	5	1	0
at Louisville	3	0	0
Georgia Tech	13	2	1
Clemson	5	3	1
at Virginia	10	4	0
Duke	0	2	0
at Virginia Tech	9	1	0
vs Florida State	9	3	0
vs Syracuse	13	1	1
vs North Carolina	6	1	1
vs Michigan St.	2	2	1

SEASON/CAREER HIGHS

Points

Season: 20 Princeton, 12/2/17
Career: 20 Princeton, 12/2/17
ACC: 18 at Syracuse, 1/4/17

Rebounds

Season: 5 Boston University, 12/5/17
Career: 5 Boston University, 12/5/17
ACC: 4 at Virginia, 2/20/17

Assists

Season: 2 Florida A&M, 11/16/17
Career: 2 3x, last vs. Florida A&M, 11/16/17
ACC: 1 4x, last vs. Clemson, 2/18/17

Steals

Season: 2 Navy, 11/12/17
Career: 2 Navy, 11/12/17
ACC: 1 6x, last vs. Clemson, 2/18/17

Blocked Shots

Season: 1 2x, last vs. Boston U., 12/5/17
Career: 1 3x, last vs. Boston U., 12/5/17
ACC: -

Field Goals

Season: 7 Princeton, 12/2/17
Career: 7 Princeton, 12/2/17
ACC: 6 at Syracuse, 1/4/17

Field-Goal Attempts

Season: 12 Gardner-Webb, 11/10/17
Career: 13 vs. South Carolina State, 12/6/16
ACC: 12 at Syracuse, 1/4/17

Free Throws

Season: 2 2x, last vs. Navy, 11/12/17
Career: 3 Rutgers, 11/30/16
ACC: 2 2x, last at Virginia, 2/20/17

Free-Throw Attempts

Season: 2 2x, last vs. Navy, 11/12/17
Career: 3 Rutgers, 11/30/16
ACC: 2 5x, last at Florida State, 3/4/17

3-Point Field Goals

Season: 5 Princeton, 12/2/17
Career: 6 at Syracuse, 1/4/17
ACC: 6 at Syracuse, 1/4/17

3-Point Field-Goal Attempts

Season: 10 Florida A&M, 11/10/17
Career: 12 at Syracuse, 1/4/17
ACC: 12 at Syracuse, 1/4/17

Minutes

Season: 35 Boston University, 12/5/17
Career: 35 Boston University, 12/5/17
ACC: 29 at Virginia, 2/20/17

CAREER STATISTICS

Season	GP	GS	Min.	Avg.	3-Point			Free Throws			Rebounds				Scoring										
					FG	FGA	Pct.	FT	FTA	Pct.	Off.	Def.	Tot.	Avg.	PF	FO	Ast.	TO	Blk	Stl	Pts.	Avg.			
2016-17	33	0	577	17.5	65	182	.357	51	146	.349	16	20	.800	5	39	44	1.3	31	0	15	13	1	11	197	6.0
2017-18	8	8	210	26.3	34	72	.472	21	50	.420	5	6	.833	1	21	22	2.8	14	0	3	3	2	4	94	11.8
TOTAL	41	8	787	19.2	99	254	.390	72	196	.367	21	26	.808	6	60	66	1.6	45	0	18	16	3	15	291	7.1



21 SAM WAARDENBURG

R-Fr. • 6-10 • 217 • Forward
Henderson, New Zealand
Rangitoto College

2017-18 HIGHLIGHTS

- Did not play in first three games (back)
- Made solid Miami debut with seven points and two rebounds in 12 minutes of action vs. La Salle (11/22)
- Scored nine points and added six rebounds against North Florida (11/25)

2017-18 GAME-BY-GAME

	GS	Min	FG	Pct	3FG	Pct	FT	Pct	O-D-T	Avg	PF	FO	A	TO	Blk	Stl	Pts	Avg	
Gardner-Webb	DNP (back)																		
Navy	DNP (back)																		
Florida A&M	DNP (back)																		
vs. La Salle	13	3-6	.500	1-1	1.000	0-0	.000	1-1-2	2.0	0	0	0	0	0	0	0	7	7.0	
North Florida	16	4-9	.444	1-2	.500	0-0	.000	4-2-6	4.0	3	0	1	1	1	1	1	9	8.0	
at Minnesota	10	0-2	.000	0-1	.000	0-0	.000	1-0-1	3.0	1	0	0	2	0	0	0	0	5.3	
vs. Princeton	8	0-2	.000	0-1	.000	0-0	.000	1-3-4	3.3	1	0	0	0	0	0	0	0	4.0	
Boston University	9	0-1	.000	0-1	.000	0-0	.000	2-0-2	3.0	0	0	0	1	0	0	0	0	3.2	
at George Washington																			
at Hawai'i																			
vs. TBA																			
vs. TBA																			
at Pittsburgh																			
at Georgia Tech																			
Florida State																			
at Clemson																			
Duke																			
at NC State																			
Louisville																			
at Florida State																			
Pittsburgh																			
at Virginia Tech																			
Wake Forest																			
at Boston College																			
Virginia																			
Syracuse																			
at Notre Dame																			
Boston College																			
at North Carolina																			
Virginia Tech																			

CAREER HIGHS

Points

Career: 9 North Florida, 11/25/17
ACC:

Rebounds

Career: 6 North Florida, 11/25/17
ACC:

Assists

Career: 1 North Florida, 11/25/17
ACC:

Steals

Career: 1 North Florida, 11/25/17
ACC:

Blocked Shots

Career: 1 North Florida, 11/25/17
ACC:

Field Goals

Career: 4 North Florida, 11/25/17
ACC:

Field-Goal Attempts

Career: 9 North Florida, 11/25/17
ACC:

Free Throws

Career: 1 North Florida, 11/25/17
ACC:

Free-Throw Attempts

Career: 2 North Florida, 11/25/17
ACC:

3-Point Field Goals

Career: 1 2x, last vs. North Florida, 11/25/17
ACC:

3-Point Field-Goal Attempts

Career: 2 North Florida, 11/25/17
ACC:

Minutes

Career: 16 North Florida, 11/25/17
ACC:

CAREER STATISTICS

Season	GP	GS	Min.	Avg.	3-Point			Free Throws			Rebounds				Scoring										
					FG	FGA	Pct.	FT	FTA	Pct.	Off.	Def.	Tot.	Avg.	PF	FO	Ast.	TO	Blk	Stl	Pts.	Avg.			
2017-18	5	0	56	11.2	7	20	.350	2	6	.333	0	0	.000	9	6	15	3.0	5	0	1	4	1	1	16	3.2



4 LONNIE WALKER IV

Fr. • 6-5 • 204 • Guard

Reading, Pa.

Reading HS

2017 McDonald's All-American

2017-18 HIGHLIGHTS

- Scored 10 points and added five assists in college debut (11/10/17)
- Left Florida A&M game in first half with left ankle injury
- Scored five points in homecoming game in Reading, Pa., against La Salle (11/22)
- Recorded 12 points and five rebounds against Princeton (12/2)
- Made first start against Boston U. (12/5) and had big game, recording career highs in points (26), rebounds (7) and minutes (28); was 9-for-15 from field, including 5-for-7 from 3-point range
- Named ACC Rookie of Week after BU performance (12/11)

2017-18 GAME-BY-GAME

	GS	Min	FG	Pct	3FG	Pct	FT	Pct	O-D-T	Avg	PF	FO	A	TO	Blk	Stl	Pts	Avg
Gardner-Webb	25	4-5	.800	2-3	.667	0-0	.000	1-1-2	2.0	0	0	5	2	0	0	10	10.0	
Navy	24	3-7	.429	1-5	.200	1-1	1.000	0-2-2	2.0	0	0	1	0	1	1	8	9.0	
Florida A&M	10	2-4	.500	1-2	.500	0-0	.000	0-2-2	2.0	0	0	0	0	0	1	5	7.7	
vs. La Salle	27	2-8	.250	0-4	.000	1-2	.500	1-1-2	2.0	0	0	2	0	0	2	5	7.0	
North Florida	22	2-5	.400	0-1	.000	3-4	.750	0-1-1	1.8	3	0	1	0	0	1	7	7.0	
at Minnesota	19	2-8	.250	1-5	.200	1-2	.500	0-2-2	1.8	1	0	1	0	0	1	6	6.8	
vs. Princeton	20	4-7	.571	3-4	.750	1-2	.500	0-5-5	2.3	0	0	1	2	1	0	12	7.6	
Boston University	* 28	9-15	.600	5-7	.714	3-3	1.000	0-7-7	2.9	2	0	2	4	0	0	26	9.9	
at George Washington																		
at Hawai'i																		
vs. TBA																		
vs. TBA																		
at Pittsburgh																		
at Georgia Tech																		
Florida State																		
at Clemson																		
Duke																		
at NC State																		
Louisville																		
at Florida State																		
Pittsburgh																		
at Virginia Tech																		
Wake Forest																		
at Boston College																		
Virginia																		
Syracuse																		
at Notre Dame																		
Boston College																		
at North Carolina																		
Virginia Tech																		

CAREER HIGHS

Points

Career: 26 Boston University, 12/5/17
ACC: -

Rebounds

Career: 7 Boston University, 12/5/17
ACC: -

Assists

Career: 5 Gardner-Webb, 11/10/17
ACC: -

Steals

Career: 2 La Salle, 11/22/17
ACC: -

Blocked Shots

Career: 1 2x, last vs. Princeton, 12/2/17
ACC: -

Field Goals

Career: 9 Boston University, 12/5/17
ACC: -

Field-Goal Attempts

Career: 15 Boston University, 12/5/17
ACC: -

Free Throws

Career: 3 3x, last vs. Boston U., 12/5/17
ACC: -

Free-Throw Attempts

Career: 4 2x, last vs. Princeton, 12/2/17
ACC: -

3-Point Field Goals

Career: 5 Boston University, 12/5/17
ACC: -

3-Point Field-Goal Attempts

Career: 7 Boston University, 12/5/17
ACC: -

Minutes

Career: 28 Boston University, 12/5/17
ACC: -

CAREER STATISTICS

Season	GP	GS	Min.	Avg.	3-Point			Free Throws			Rebounds			Scoring											
					FG	FGA	Pct.	FT	FTA	Pct.	Off.	Def.	Tot.	Avg.	PF	FO	Ast.	TO	Blk	Stl	Pts.	Avg.			
2017-18	8	1	175	21.9	28	59	.475	13	31	.419	10	14	.714	2	21	23	2.9	6	0	13	8	2	6	79	9.9



2017-18 MIAMI BASKETBALL ROSTER

NUMERICAL ROSTER

No.	Name	Yr.	Pos.	Ht.	Wt.	Hometown/Previous School
0	Ja'Quan Newton	Sr.	G	6-3	191	Philadelphia, Pa. / Neumann-Goretti HS
1	Dejan Vasiljevic	So.	G	6-3	203	Melbourne, Australia / Australian Institute of Sport
2	Chris Lykes	Fr.	G	5-7	161	Mitchellville, Md. / Gonzaga College HS
3	Anthony Lawrence II	Jr.	G	6-7	210	St. Petersburg, Fla. / Lakewood Senior HS
4	Lonnie Walker IV	Fr.	G	6-5	204	Reading, Pa. / Reading HS
5	Mike Robinson	Sr.	G	5-10	170	New Britain, Conn. / New Britain HS
10	Miles Wilson [^]	So.	G	6-5	198	Baltimore, Md. / Mount St. Mary's
11	Bruce Brown Jr.	So.	G	6-5	205	Boston, Mass. / Vermont Academy
14	Rodney Miller Jr.	So.	C	7-0	255	Laurelton, N.Y. / Oak Hill Academy
15	Ebuka Izundu	Jr.	C	6-10	235	Charlotte, N.C. / Victory Christian Center / Nigeria
20	Dewan Huell	So.	F	6-11	236	Miami, Fla. / Miami Norland HS
21	Sam Waardenburg	R-Fr.	F	6-10	217	Henderson, New Zealand / Rangitoto College
22	Deng Gak	Fr.	F	6-10	195	Sydney, Australia / Blair Academy (N.J.)
35	Chris Stowell	Sr.	F	6-6	208	Exeter, N.H. / Tilton School (N.H.) / Exeter HS

ALPHABETICAL ROSTER

No.	Name	Yr.	Pos.	Ht.	Wt.	Hometown/Previous School
11	Bruce Brown Jr.	So.	G	6-5	205	Boston, Mass. / Vermont Academy
22	Deng Gak	Fr.	F	6-10	195	Sydney, Australia / Blair Academy (N.J.)
20	Dewan Huell	So.	F	6-11	236	Miami, Fla. / Miami Norland HS
15	Ebuka Izundu	Jr.	C	6-10	235	Charlotte, N.C. / Victory Christian Center / Nigeria
3	Anthony Lawrence II	Jr.	G	6-7	210	St. Petersburg, Fla. / Lakewood Senior HS
2	Chris Lykes	Fr.	G	5-7	161	Mitchellville, Md. / Gonzaga College HS
14	Rodney Miller Jr.	So.	C	7-0	255	Laurelton, N.Y. / Oak Hill Academy
0	Ja'Quan Newton	Sr.	G	6-3	191	Philadelphia, Pa. / Neumann-Goretti HS
5	Mike Robinson	Sr.	G	5-10	170	New Britain, Conn. / New Britain HS
35	Chris Stowell	Sr.	F	6-6	208	Exeter, N.H. / Tilton School (N.H.) / Exeter HS
1	Dejan Vasiljevic	So.	G	6-3	203	Melbourne, Australia / Australian Institute of Sport
21	Sam Waardenburg	R-Fr.	F	6-10	217	Henderson, New Zealand / Rangitoto College
4	Lonnie Walker IV	Fr.	G	6-5	204	Reading, Pa. / Reading HS
10	Miles Wilson [^]	So.	G	6-5	198	Baltimore, Md. / Mount St. Mary's

[^] sitting out 2017-18 season per NCAA transfer regulations

Head Coach: Jim Larrañaga, Providence '71, seventh season

Associate Head Coach: Chris Caputo, Westfield State (Mass.) '02

Assistant Coach: Jamal Brunt, Randolph-Macon '03

Assistant Coach: Adam Fisher, Penn State '06, '09

Director of Operations: Lamont Franklin, UNC Wilmington '97

Strength & Conditioning Coach: Steve Felde, Concordia University (Wis.) '03

Associate Athletic Trainer: Javier Jimenez, Temple '06

Associate Director of Operations: Jeff Dyer, Delaware '14

Player Development Assistant: Chaison Allen, Northeastern '11

PRONUNCIATION GUIDE

Dewan Huell	Duh-WAHN HUE-ull
Ebuka Izundu	ee-BOO-kuh ee-ZOON-du
Ja'Quan Newton	Juh-QUAN
Chris Stowell	Stole
Dejan Vasiljevic	DAY-on Vass-EEI-uh-vitch
HC Jim Larrañaga	LARE-uh-NAY-guh
AC Chris Caputo	Cuh-POO-toe
SC Steve Felde	FELL-dee
AT Javier Jimenez	Hah-VEE-air Him-EN-ez

CLASS BREAKDOWN

FRESHMEN (4)

Deng Gak
Chris Lykes
Sam Waardenburg*
Lonnie Walker IV
* - Redshirt

SOPHOMORES (5)

Bruce Brown Jr.
Dewan Huell
Rodney Miller Jr.
Dejan "DJ" Vasiljevic
Miles Wilson

JUNIORS (2)

Ebuka Izundu
Anthony Lawrence II

SENIORS (3)

Ja'Quan Newton
Mike Robinson
Chris Stowell

GEOGRAPHIC BREAKDOWN

UNITED STATES

Connecticut
Mike Robinson

Florida

Dewan Huell
Anthony Lawrence II

Maryland

Chris Lykes
Miles Wilson

Massachusetts

Bruce Brown Jr.

New Hampshire

Chris Stowell

New York

Rodney Miller Jr.

Pennsylvania

Ja'Quan Newton
Lonnie Walker IV

INTERNATIONAL

Australia

Dejan Vasiljevic
Deng Gak

New Zealand

Sam Waardenburg

Nigeria


Ebuka Izundu



TV/RADIO ROSTER



0 JA'QUAN NEWTON
Senior • G • 6-3 • 191
Philadelphia, Pa.



1 DEJAN VASILJEVIC
Soph. • G • 6-3 • 203
Melbourne, Australia




2 CHRIS LYKES
Freshman • G • 5-7 • 161
Mitchellville, Md.




3 ANTHONY LAWRENCE II
Junior • G • 6-7 • 210
St. Petersburg, Fla.



4 LONNIE WALKER IV
Freshman • G • 6-4 • 204
Reading, Pa.



5 MIKE ROBINSON
Senior • G • 5-10 •
New Britain, Conn.



10 MILES WILSON
Soph. • G • 6-5 • 198
Baltimore, Md.




11 BRUCE BROWN JR.
Soph. • G • 6-5 • 205
Boston, Mass.



14 RODNEY MILLER JR.
Soph. • C • 7-0 • 255
Laurelton, N.Y.



15 EBUKA IZUNDU
Junior • C • 6-10 • 235
Charlotte, N.C.




20 DEWAN HUELL
Soph. • C • 6-11 • 236
Miami, Fla.



21 SAM WAARDENBURG
R-Freshman • F • 6-10 • 217
Henderson, New Zealand



22 DENG GAK
Freshman • F • 6-10 • 195
Sydney, Australia



35 CHRIS STOWELL
Senior • F • 6-6 • 208
Exeter, N.H.



JIM LARRANAGA
Head Coach



CHRIS CAPUTO
Associate Head Coach



JAMAL BRUNT
Assistant Coach



ADAM FISHER
Assistant Coach