



2017 MIAMI BASEBALL GAME NOTES

Contact: Camron Ghorbi • Miami Athletic Communications • 5821 San Amaro Drive • Coral Gables, FL 33146

HurricaneSports.com • Facebook • Twitter • Instagram: @CanesBaseball

Home to Four National Championships (1982, 1985, 1999, 2001) and 44 Consecutive NCAA Postseason Appearances

SERIES INFORMATION

Dates: Friday, March 24 - Sunday, March 26, 2017

Game Times: 4 p.m. | 4 p.m. | 12 p.m.

Site: Chapel Hill, N.C. / Boshamer Stadium (4,100)

TV: • ACC Network Extra (Friday, Saturday)
• RSN / ACC Network Extra (Sunday)

Student Radio: WVUM 90.5 FM | WVUM.org (all games)

Twitter Updates: @CanesBaseball / @MiamiHurricanes

Live Stats: GoHeels.com

Postgame Recap: HurricaneSports.com

Series History: Miami leads, 37-26-1

Coral Gables: Miami leads, 24-10

Chapel Hill: North Carolina leads, 14-10-1

Neutral Site: Miami leads, 3-2

First Meeting: March 8, 1976 - Miami won, 10-2

Last Meeting: April 3, 2016 - Miami won, 7-4

Streak: Miami, three wins

MIAMI 10-11, 3-3 ACC

2016: 50-14, 21-7 ACC (first place, Coastal)

Last Game: March 22, 2017 (Coral Gables, Fla.)
7-5 win, FAU

Head Coach: Jim Morris (Elon, 1973)

DI Career: 1,545-674-4 (36th season)

at UM: 1,041-430-3 (24th season)

vs. UNC: 30-22-1

Friday: JR RHP **Jesse Lepore** (1-2, 3.60 ERA)

Saturday: JR LHP **Jeb Bargfeldt** (1-1, 2.08 ERA)

Sunday: JR LHP **Michael Mediavilla** (2-3, 5.40 ERA)

#8 NORTH CAROLINA 16-5, 4-2 ACC

2016: 34-21, 13-17 ACC (fifth place, Coastal)

Last Game: March 22, 2017 (Greenville, N.C.)
6-2 win, at East Carolina

Head Coach: Mike Fox (North Carolina, 1978)

Career: 1,352-492-5 (34th season)

at UNC: 813-351-1 (19th season)

Twitter: @DiamondHeels

Friday: JR RHP **J.B. Bukauskas** (3-0, 1.09 ERA)

Saturday: FR RHP **Luca Dalatri** (2-2, 2.41 ERA)

Sunday: TBD



GAMES 22-24

CHAPEL HILL, N.C. (Boshamer Stadium)



MIAMI HURRICANES (10-11, 3-3 ACC)

Head Coach: Jim Morris (Elon, 1973)

Career Division I Record: 1,545-674-4 (36th season) | **Record at Miami:** 1,041-430-3 (24th season)



at

#8 NORTH CAROLINA TAR HEELS (16-5, 4-2 ACC)


Head Coach: Mike Fox (North Carolina, 1978)

Career Division I Record: 1,352-492-5 (34th season) | **Record at UNC:** 813-351-1 (19th season)

WEEKEND STORY LINES & NEWS

- Miami will travel to No. 8 **North Carolina** for an ACC Coastal Division series starting March 24 in Chapel Hill, N.C. at 4 p.m.
- Miami leads the all-time series with the Tar Heels **37-26-1**. The Hurricanes **have won six of the past seven head-to-head series**, including their last weekend at Boshamer Stadium (March 27-29, 2015). Miami **swept the Heels** in the 2016 series.
- Last time out, Miami took a **7-5 win over FAU** on March 22 at Mark Light Field. Freshman **Greg Veliz** tied a career high with seven strikeouts, and Miami captured the season series with the Owls by winning the first two matchups of 2017.
- Junior RHP **Jesse Lepore** (1-2, 3.60 ERA) will square off against Carolina ace J.B. Bukauskas (3-0, 1.09) in Friday's opener.
- Head coach **Jim Morris** has the **fifth-most wins** in Division I history (1,545), the **third-most** wins among active coaches, a **.695** winning percentage (**sixth** among active coaches), and **193** more wins than the next active coach - Mike Fox of UNC.
- The Hurricanes had four different players earn Preseason All-America recognition; **Michael Mediavilla**, **Jesse Lepore** and **Johnny Ruiz** were recognized by *Collegiate Baseball Newspaper* while **Carl Chester** was honored by Baseball America.
- The Hurricanes made their **25th trip to the College World Series in 2016**, finishing with a 50-14 record and a 21-9 mark in ACC play. Miami was the No. 3 national seed for the postseason, and won the **2016 ACC Regular Season Championship**.
- The Canes had **seven** players selected in the 2016 MLB Draft, including Chicago White Sox' first-round pick **Zack Collins**.

PROJECTED STARTERS



Game 1: RHP **Jesse Lepore**
1-2, 3.60 ERA



Game 2: LHP **Jeb Bargfeldt**
1-1, 2.08 ERA



Game 3: LHP **Michael Mediavilla**
2-3, 5.40 ERA

POTENTIAL STARTING LINEUP

Pos.	#	Player	AVG	AB	R	H	2B	3B	HR	RBI	SB-SBA
C	40	Joe Gomez	.163	49	6	8	0	0	2	6	0-0
1B	10	Romy Gonzalez	.250	76	18	19	5	1	5	19	6-6
2B	4	Johnny Ruiz	.200	70	11	14	5	1	1	7	1-2
SS	7	Brandon Gali	.290	31	5	9	2	1	0	5	3-4
3B	16	Edgar Michelangeli	.145	62	8	9	1	0	1	6	0-1
LF	51	James Davison	.204	49	8	10	0	1	0	5	5-8
CF	9	Carl Chester	.293	75	13	22	3	0	2	11	3-5
RF	44	Michael Burns	.260	73	6	19	1	1	1	15	2-4
DH	2	Randy Batista	.138	29	4	4	0	0	0	3	0-1

2017 SCHEDULE (10-11, 3-3 ACC)

DATE	DAY	OPPONENT	TIME / RESULT
Feb. 13	Saturday	FanFest & Alumni Game**	W, 9-2
Feb. 17	Friday	RUTGERS	W, 3-0
Feb. 18	Saturday	RUTGERS	W, 8-4
Feb. 19	Sunday	RUTGERS%	L, 6-17
Feb. 22	Wednesday	at FIU	postponed
Feb. 24	Friday	at #2 Florida	L, 0-1
Feb. 25	Saturday	at #2 Florida	L, 0-2
Feb. 26	Sunday	at #2 Florida	L, 2-6
March 1	Wednesday	at FAU	W, 5-2
March 3	Friday	DARTMOUTH	L, 0-1
March 4	Saturday	DARTMOUTH	W, 3-2
March 5	Sunday	DARTMOUTH%	L, 0-5
March 7	Tuesday	FIU	L, 1-12
March 8	Wednesday	at FIU	L, 2-3
March 10	Friday	#23 GEORGIA TECH*	W, 10-8
March 11	Saturday	#23 GEORGIA TECH*	L, 5-7 (11)
March 12	Sunday	#23 GEORGIA TECH*%	W, 17-7
March 14	Tuesday	MAINE	W, 4-3
March 15	Wednesday	MAINE	W, 7-2
March 17	Friday	at NC State*	L, 3-5
March 18	Saturday	at NC State*	L, 2-5
March 19	Sunday	at NC State*	W, 7-5
March 22	Wednesday	FAU	W, 7-5
March 24	Friday	at North Carolina*	4:00 p.m.
March 25	Saturday	at North Carolina*	4:00 p.m.
March 26	Sunday	at North Carolina*	12:00 p.m.
March 29	Wednesday	at FGCU	6:30 p.m.
March 31	Friday	WAKE FOREST*	7:00 p.m.
April 1	Saturday	WAKE FOREST*%	7:00 p.m.
April 2	Sunday	WAKE FOREST*%	1:00 p.m.
April 5	Wednesday	ST. THOMAS (FL)	6:00 p.m.
April 8	Saturday	DUKE*	7:00 p.m.
April 9	Sunday	DUKE*%	2:00 p.m.
April 10	Monday	DUKE*	7:00 p.m.
April 12	Wednesday	FGCU	6:00 p.m.
April 14	Friday	at Pittsburgh*	6:00 p.m.
April 15	Saturday	at Pittsburgh*	3:00 p.m.
April 16	Sunday	at Pittsburgh*	1:00 p.m.
April 19	Wednesday	FAU	6:00 p.m.
April 21	Friday	FLORIDA STATE*%	7:00 p.m.
April 22	Saturday	FLORIDA STATE*%	7:00 p.m.
April 23	Sunday	FLORIDA STATE*%	1:00 p.m.
April 26	Wednesday	FIU	6:00 p.m.
April 28	Friday	at Boston College*	2:30 p.m.
April 29	Saturday	at Boston College*	1:30 p.m.
April 30	Sunday	at Boston College*	1:00 p.m.
May 5	Friday	BETHUNE-COOKMAN%	7:00 p.m.
May 6	Saturday	BETHUNE-COOKMAN%	7:00 p.m.
May 7	Sunday	BETHUNE-COOKMAN%	1:00 p.m.
May 10	Wednesday	UCF	7:00 p.m.
May 12	Friday	at Virginia*	6:00 p.m.
May 13	Saturday	at Virginia*	4:00 p.m.
May 14	Sunday	at Virginia*	1:00 p.m.
May 16	Tuesday	FGCU	7:00 p.m.
May 18	Thursday	VIRGINIA TECH*%	7:00 p.m.
May 19	Friday	VIRGINIA TECH*%	7:00 p.m.
May 20	Saturday	VIRGINIA TECH*%	1:00 p.m.

May 23-28 Tues.-Sun. 2017 ACC Championship (Louisville, Ky.)

Home games in CAPS, played at Mark Light Field in Coral Gables, Fla.

* indicates Atlantic Coast Conference game

% indicates game will be carried on 560 WQAM | all games carried on WVUM 90.5 FM

UNIVERSITY INFORMATION

Location	Coral Gables, Fla.
Enrollment	15,629
Founded	1925
Nickname	Hurricanes
Colors	Orange (PMS 1665), Green (PMS 3435) and White
President	Dr. Julio Frenk
Athletics Director	Blake James
Conference	Atlantic Coast Conference
Stadium / Capacity	Alex Rodriguez Park at Mark Light Field / 4,999
Ticket Office Phone	305-284-2263

BASEBALL COACHING / SUPPORT STAFF

Head Coach	Jim Morris
Record at Miami / Seasons	1,041-430-3 (.710) / 23
Career Division I Record / Seasons	1,545-674-4 (.697) / 35
Career Coaching Record / Seasons	1,676-713-4 (.702) / 39

Associate Head Coach / Recruiting Coord. / Hitting	Gino DiMare (Miami, 1998)
Assistant Coach / Pitching	J.D. Arteaga (Miami, 2002)
Assistant Coach / Catchers	Norberto Lopez (Nova Southeastern, 1999)

Strength & Conditioning Coach	Brian Gabriel (Incarnate Word, 1996)
Athletic Trainer	H.R. Powell (Montclair State, 2013)

Director of Baseball Operations / Camps	Robert "G.M." McDaniel (FIU, 2003)
--	------------------------------------

PROGRAM HISTORY

First Year of Baseball	1940
All-Time Program Record	2,515-1,015-18 (.710)
College World Series Appearances / Last	25 / 2016
College World Series Record	48-42 (.533)
NCAA Regional Appearances / Last	45 / 2016
NCAA Regional Record	125-44 (.740)
NCAA Super Regional Appearances / Last	12 / 2016
NCAA Super Regional Record	18-11 (.621)
Last Postseason Opponent	UC Santa Barbara / 2016
	College World Series (Omaha, Neb.)
Result	Lost, 3-5

POSTSEASON HISTORY

National Championships: 4 (1982, 1985, 1999, 2001)

College World Series Appearances: 25 (1974, 1978, 1979, 1980, 1981, 1982, 1984, 1985, 1986, 1988, 1989, 1992, 1994, 1995, 1996, 1997, 1998, 1999, 2001, 2003, 2004, 2006, 2008, 2015, 2016)

Super Regional Appearances: 12 (1999, 2000, 2001, 2002, 2003, 2004, 2005, 2006, 2008, 2010, 2015, 2016)

Super Regional Titles: 8 (1999, 2001, 2003, 2004, 2006, 2008, 2015, 2016)

NCAA Regional Appearances: 45 (1971, 1973, 1974, 1975, 1976, 1977, 1978, 1979, 1980, 1981, 1982, 1983, 1984, 1985, 1986, 1987, 1988, 1989, 1990, 1991, 1992, 1993, 1994, 1995, 1996, 1997, 1998, 1999, 2000, 2001, 2002, 2003, 2004, 2005, 2006, 2007, 2008, 2009, 2010, 2011, 2012, 2013, 2014, 2015, 2016)

NCAA Regional Titles: 29 (1974, 1978, 1979, 1980, 1981, 1982, 1984, 1985, 1986, 1988, 1989, 1992, 1994, 1995, 1996, 1997, 1998, 1999, 2001, 2002, 2003, 2004, 2005, 2006, 2008, 2010, 2015, 2016)



BASEBALL

2017 UNIVERSITY OF MIAMI BASEBALL ROSTER

No.	Name	B/T	POS.	HT.	WT.	Year	Hometown / High School / Previous School
0	Gregory Veliz	L/R	RHP / INF	6-2	205	Fr.	Key West, Fla. (North Broward Prep)
2	Randy Batista	S/R	INF	5-11	195	Sr.	Kissimmee, Fla. (Indian River) (Gateway)
4	Johnny Ruiz	L/R	INF	5-11	195	Sr.	Coral Gables, Fla. (Westminster Christian)
7	Brandon Gali	R/R	INF	5-11	170	Jr.	Louisville, Ky. (Polk State) (Eastern)
9	Carl Chester	R/R	OF	6-0	205	Jr.	Longwood, Fla. (Lake Brantley)
10	Romy Gonzalez	R/R	3B	6-2	200	So.	Miami, Fla. (American Senior)
14	Mason Studstill	R/R	RHP	6-2	205	Fr.	Titusville, Fla. (Rockledge Senior)
16	Edgar Michelangeli	R/R	INF	6-1	210	RSr.	Miami, Fla. (Florida Christian)
17	Christopher Barr	L/L	1B	6-1	200	RSr.	Royal Palm Beach, Fla. (Royal Palm Beach)
18	Michael Mediavilla	R/L	LHP	6-5	225	Jr.	Hialeah, Fla. (Mater Academy)
19	Jeb Bargfeldt	L/L	LHP	6-0	175	Jr.	Owasso, Okla. (Cisco College) (Wichita St.) (Owasso)
21	Hunter Tackett	R/R	OF	6-3	186	Jr.	Knoxville, Tenn. (NW Fla. St.) (Auburn) (Anderson County)
22	Albert Maury, Jr.	R/R	RHP	6-2	205	Fr.	Miami, Fla. (Belen Jesuit)
24	Michael Amditis	R/R	C	5-11	190	Fr.	Boca Raton, Fla. (Boca Raton Community)
27	Daniel Epstein	L/L	LHP	6-0	175	RSo.	Weston, Fla. (University School)
28	Alex Sanchez	R/R	C	5-9	198	RSo.	Harlem, N.Y. (Galveston) (MCSM)
30	Michael Perez	R/R	RHP	6-1	210	RJr.	Miami, Fla. (Miami Dade College) (FIU) (Killian)
31	Barry Buchowski	R/R	OF	6-3	230	Sr.	Moorestown, N.J. (Indian River) (St. Augustine Prep)
32	Evan McKendry	R/R	RHP	6-3	210	Fr.	Pembroke Pines, Fla. (North Broward Prep)
34	Daniel Rivero	R/R	RHP	6-3	200	Fr.	Davie, Fla. (Pembroke Pines Charter)
35	Andrew Cabezas	R/R	RHP	6-0	180	So.	Miami Gardens, Fla. (Coral Gables Senior)
37	Keven Pimentel	R/R	RHP	6-3	225	So.	Huntington Station, N.Y. (Montverde Academy)
39	Cooper Hammond	R/R	RHP	6-3	205	RJr.	Venice, Fla. (Venice Senior)
40	Joe Gomez	S/R	C	6-0	190	Sr.	Wellington, Fla. (Indian River) (King Academy)
43	Nico Baldor	L/R	OF	6-1	190	Fr.	Tampa, Fla. (Jesuit)
44	Michael Burns	R/R	OF	5-9	180	RJr.	Littleton, Colo. (Cisco College) (Wichita St.) (Columbine)
45	Ryan Guerra	R/R	RHP	6-1	220	Sr.	Miami, Fla. (Broward) (Christopher Columbus)
47	Enrique Sosa	R/R	RHP	5-10	180	RSr.	Panama City, Panama (Academia Interamericana)
51	James Davison	L/R	OF	5-7	150	Jr.	Dolton, Ill. (Howard College) (Morgan Park)
52	Frankie Bartow	R/R	RHP	6-3	200	So.	Miami, Fla. (TERRA)
53	Anthony Masiello	L/L	LHP	6-2	180	Fr.	Parkland, Fla. (North Broward Prep)
55	Jesse Lepore	R/R	RHP	6-4	215	Jr.	Beverly Hills, Fla. (Trinity Catholic)

Head Coach: Jim Morris, Elon (1973), 24th season**Assistant Coaches:** Gino DiMare, Miami (1998), 18th season

J.D. Arteaga, Miami (2002), 15th season

Norberto Lopez, Nova Southeastern (1999), second season

Student Coach: Blake Tekotte, Miami**Strength & Conditioning Coach:** Brian Gabriel, Incarnate Word (1996), fourth season**Director of Baseball Operations & Camps:** Robert McDaniel, FIU (2003), 15th season**Athletic Trainer:** H.R. Powell, Montclair State (2013), second season**Communications:** Camron Ghorbi, Miami (2011), sixth season**PRONUNCIATION GUIDE**

Michael Amditis	am-DEE-tiss
J.D. Arteaga	are-tee-AH-gah
Jeb Bargfeldt	barg-feld
Barry Buchowski	buh-KOW-skee
Frankie Bartow	bar-TOE
Andrew Cabezas	kuh-BAY-suss
Gino DiMare	duh-MAWR-ee
Brandon Gali	GAL-ee
Jesse Lepore	leh-POR-ee
Anthony Masiello	mawh-see-EHL-oh
Michael Mediavilla	med-EE-uh-VEE-uh
Edgar Michelangeli	my-cuh-LANJ-uh-lee
Keven Pimentel	PIM-in-tell
Gregory Veliz	vuh-LEEZ

3 JIM MORRIS HEAD COACH

THE HURRICANES SKIPPER

1999 & 2001 National Coach of the Year (*Collegiate Baseball*)
 1999 & 2001 National Coach of the year (*ABCA*)
 1994 Coach of the Year (*Baseball America*)
 2008 ACC Coach of the Year

It doesn't matter if his roster is full of rookies or veterans, University of Miami head coach Jim Morris continues to produce some of college baseball's most consistent and dominant teams entering his 24th season in Coral Gables. With a talented staff around him, Morris' Hurricanes are continually the class of collegiate baseball, having won national titles in 1999 and 2001 and the ACC Baseball Regular Season Championship in 2008, 2014 and 2016.

In his 23-season tenure at Miami, no program has qualified for the College World Series as much as Morris and his Hurricanes. Miami, which has qualified for the NCAA Tournament a college baseball-record 44 consecutive years, has made it to Omaha in 13 of Morris' 23 seasons in Coral Gables - including most recently in 2016, when Miami was awarded the No. 3 national seed for the NCAA postseason.

Morris set an NCAA record for guiding a program to the CWS in each of his first six years at UM. In addition, Morris has won 17 of 23 NCAA Regional appearances at UM, including a record 13 straight to start his tenure in Coral Gables. His teams have qualified for NCAA Regionals for the last 32 years - all 23 at Miami and his final nine at Georgia Tech.

A three-time national coach of the year and 2008 Atlantic Coast Conference Coach of the Year, Morris has directed the Hurricanes to a 1,041-430-3 (.707) mark since arriving in 1994. Including his 12 seasons at Georgia Tech (1982-93), Morris has forged a 1,545-674-4 (.695) Division I record in 35 years as a head coach. Overall, Morris has been the head coach at the collegiate level for 39 seasons, spending the first four at DeKalb (Ga.) C.C. from 1976-79, and has recorded a 1,676-713-4 (.701) mark.

In addition to carrying on Miami's great baseball reputation in the last 23 years, Morris personally led the charge in the construction of Alex Rodriguez Park, and logged hundreds of hours raising funds for the stadium's renovation prior to its reopening in 2009.

Morris reached two coaching milestones in 2016, as he led the program to its 25th College World Series appearance in history, its third straight ACC Coastal Division title and the program's second ACC Regular Season Championship in a three-year span.

Morris became just the sixth coach in the history of Division I baseball to reach the 1,500-win plateau when Miami topped Louisville 8-4 in dramatic fashion on March 18, 2016. Eight days later, Miami topped Clemson 5-4 in 11 innings - also in walk-off fashion - to send Morris to his 1,000th win at the helm of the Hurricanes.

Under his direction, the Hurricanes set the program record for fielding percentage with a sparkling .983 mark in 2016, a figure that ranked best nationwide. Seven Hurricanes were selected in the 2016 Major League Baseball First-Year Player Draft, including the program's first first-round selection since 2010 in catcher Zack Collins (No. 10, Chicago White Sox). Morris also helped guide two Hurricanes to a pair of major awards: Collins became the first Hurricane to win the Johnny Bench Award as the nation's top collegiate catcher in 2016, while Bryan Garcia set the program saves record and became the first Hurricane to win the NCBWA Stopper of the Year Award.

Morris entered 2015 as among the winningest active coaches in Division I baseball with 1,435 wins. He wasted little time in moving up the record books, moving into sole



possession of eighth place in all-time wins (1,439) on Feb. 15 with a 25-4 win over Rutgers and then seventh place with a 9-5 win over Louisville on March 7 (1,445).

Miami captured the 2014 ACC Regular Season Championship under his watch, recording 24 wins in conference play for the first time in program history.

Morris reached two coaching milestones in the first half of the 2014 season. He became just the eighth Division I coach to reach 1,400 wins in a 5-2 win over Boston College on March 8, and won his 900th game at Miami in a 7-1 upset of No. 3 Virginia on March 22.

Among the players Morris coached at Miami that have gone on to play in the Major Leagues are Peter O'Brien (Kansas City), Chris Hermann (Arizona), Yasmani Grandal (Los Angeles Dodgers), Jemile Weeks (Boston), Danny Valencia (Oakland), Jon Jay (Chicago), Yonder Alonso (Oakland), Ryan Braun (Milwaukee), Ryan Jackson (St. Louis), Pat Burrell (Philadelphia), Alex Cora (New York Mets), Bobby Hill (San Diego), Aubrey Huff (Detroit), Chris Perez (Cleveland), Cesar Carrillo (San Diego), Brian Barton (St. Louis), Gaby Sanchez (Florida), Charlton Jimerson (Houston), Jay Tessmer (New York Yankees), Danny Graves (Cincinnati) and Jason Michaels (Houston), among many others. From his days at Georgia Tech include Nomar Garciaparra (Los Angeles), Jay Payton (Oakland) and Jason Varitek (Boston).

Morris has also enjoyed success on the international scene. From 1989-90, Morris served as head coach of the USA Baseball team that won a Silver Medal in the 1989 Presidential Cup (Taiwan), Bronze Medal at the Goodwill Games and the 1990 International Baseball Association (IBA) World All-Star Game in Atlanta.

FAMILY MAN

Coach Morris and his wife Nhan live in Miami with their five-year old son, James W. Morris IV (Will).

WEEKEND NEWS & NOTES

CANES RETURN TO TOBACCO ROAD, PLAY UNC

- Winners of five of their last seven games, the Miami Hurricanes travel to Chapel Hill, N.C., for a weekend series with ACC Coastal foe **North Carolina** beginning Friday, March 24 at Boshamer Stadium.
- Miami carries a **37-26-1 all-time series lead** against the Tar Heels, and has won **six of the last seven series** dating to 2010. The Hurricanes won two of three in their last trip to Chapel Hill in 2015, and **swept North Carolina** in the **2016** regular season series.
- In their last **24 games** against North Carolina, the Hurricanes have an **18-6 record**.
- Miami junior righthander **Jesse Lepore** (1-2, 3.60 ERA) will oppose Tar Heels lefthander **J.B. Bukauskas** (3-0, 1.09 ERA) in the opener Friday night (ACC Network Extra & WVUM 90.5 FM).

LAST TIME OUT: MIAMI TOPS FAU IN MIDWEEK

- Miami cruised to a **7-5 win** over FAU Wednesday, March 22 at Mark Light Field to pick up their fifth win in the last seven games.
- Freshman righthander **Greg Veliz** delivered another impressive start, striking out a career high-tying seven in 5.2 innings. He gave up one run to improve his record to 2-1.
- Junior **Carl Chester** led the offense with a 2-for-3, two-run, two-RBI performance. He connected on a two-run home run in the second inning, one of two Miami homers in the victory.
- With Miami leading 7-1 in the ninth inning, FAU struck for four runs on a pair of two-run home runs, but Miami held on for the win.

LOOKING FOR A FOUR-PEAT

- Miami won its **third straight ACC Coastal Division title** in 2016, posting a **21-7 record in ACC play** to earn the division crown.
- The Hurricanes have won **67 ACC games in the previous three seasons** - the **most wins in a three-year stretch by any program since ACC expanded to a 30-game conference schedule** in 2005.
- Miami has won the ACC Regular Season Championship three times, most recently in **2016** when the Canes finished **21-7**; **UM won the ACC regular season crown & ACC Tournament in 2008**.
- The Hurricanes have won **four ACC Coastal Division titles** (2008, 2014, 2015, 2016) in history and **one ACC Championship** (2008).
- Since the beginning of the **2014** season, Miami has won **25 of its past 32 ACC series**. The Hurricanes went **8-2** in ACC series in **2014**, **7-3** in **2015**, **9-1** in **2016** and are **1-1** in **2017**.

OFFENSE SPARKS SERIES WIN VS. JACKETS

- Miami had **37 hits against the Yellow Jackets** in its most recent ACC series win. The Hurricanes totaled **23 walks, reached base at a .486 clip as a team**, and **slugged .532** to win their **third straight series** against Georgia Tech dating to **2015**.
- Junior **Carl Chester** batted .500 for the week (10-for-20) for Miami, including a **.615** (8-for-13) average against the Jackets. He recorded a **.666** on-base percentage and **.846** slugging percentage.
- Junior **James Davison** started at leadoff all three games against the Jackets and thrived; he **reached base at a .588 clip** and scored a **team-best seven runs**. He batted .417 for the weekend.
- Miami's 37 hits against Georgia Tech were more than its combined total in the **previous seven games** (36). UM had double-digit hit totals in each game - **10 in Game 1**, **12 in Game 2** and **15 in Game 3**.

SERIES RESULTS: LAST 10

Miami / UNC (Canes lead, 7-3)

2016	4/3	Coral Gables, Fla.	W	7-4
2016	4/2	Coral Gables, Fla.	W	7-3
2016	4/1	Coral Gables, Fla.	W	10-4
2015	3/29	Chapel Hill, N.C.	L	3-10
2015	3/28	Chapel Hill, N.C.	W	4-3 (11)
2015	3/27	Chapel Hill, N.C.	W	4-3
2014	5/17	Coral Gables, Fla.	W	2-0
2014	5/16 (2)	Coral Gables, Fla.	L	2-11
2014	5/16 (1)	Coral Gables, Fla.	W	6-5 (16)
2013	5/23%	Durham, N.C.	L	0-10 (8)

% indicates ACC Championship Pool game

TEAM COMPARISON

MIAMI		UNC
.210	AVG	.270
12	HR	20
92	RUNS	129
.337	OBP	.367
4.22	ERA	2.21
174	K	201
.247	B/AVG	.217

UM IN THE POLLS: PRESEASON

- *Collegiate Baseball*: #8
- USA Today Coaches Poll: #17
- D1Baseball.com: #21

LAST 5 OPENING DAY STARTERS

2017	Jesse Lepore vs. Rutgers (W)
2016	Thomas Woodrey vs. Rutgers (W)
2015	Andrew Suarez vs. Rutgers (ND)
2014	Chris Diaz vs. Maine (W)
2013	Chris Diaz vs. Rutgers (ND)

WINNINGEST ACTIVE COACHES (3/23)

1) Mike Martin (Florida State) - 1,913
2) Mark Marquess (Stanford) - 1,596
3) JIM MORRIS (Miami) - 1,545
4) Mike Fox (North Carolina) - 1,352
5) Paul Mainieri (LSU) - 1,340
6) John Anderson (Minnesota) - 1,219
7) Keith Guttin (Missouri St.) - 1,189
8) Danny Hall (Georgia Tech) - 1,181
9) Wayne Graham (Rice) - 1,120
10) Mike Gillespie (UC Irvine) - 1,112

USA TODAY: MARCH 20 POLL

- 1) Louisville
- 2) Oregon State
- 3) Texas Tech
- 4) LSU
- 5) TCU
- 6) Arizona
- 7) Clemson
- 8) South Carolina
- 9) North Carolina*
- 10) Cal State Fullerton
- 11) Florida State*
- 12) Florida
- 13) Stanford
- 14) Mississippi
- 15) St. John's
- 16) Virginia*
- 17) Florida Gulf Coast*
- 18) Baylor
- 19) Oklahoma
- 20) Missouri
- 21) Michigan
- 22) Louisiana-Lafayette
- 23) Texas A&M
- 24) Auburn
- 25) Kentucky

* indicates 2017 opponent

ACC PRESEASON POLL

Atlantic Division

- 1) Florida State (10) - 93
- 2) Louisville (2) - 79
- 3) Clemson (1) - 66
- 4) NC State (1) - 64
- 5) Wake Forest - 38
- T-6) Boston College - 26
- T-6) Notre Dame - 26

Coastal Division

- 1) North Carolina (6) - 86
- 2) Virginia (4) - 84
- 3) **MIAMI (3) - 77**
- 4) Georgia Tech (1) - 59
- 5) Duke - 40
- 6) Virginia Tech - 26
- 7) Pittsburgh - 20

Overall Champion:

- Florida State (10)
Tie - four teams (1)

WEEKEND NEWS & NOTES

HEATING UP

- Miami has won **five of its past seven games** dating to a 17-7 win over Georgia Tech on Sunday, March 12 that helped the Hurricanes capture their opening ACC series over the Yellow Jackets.
- Sophomore **Romy Gonzalez** has led the offense over that stretch with a .333 average, nine runs, eight hits, two homers and seven RBI.
- Junior **Brandon Gali** has started the past three games at shortstop and has hit .364 (4-for-11) with one double, one triple, three RBI and two stolen bases.
- Senior **Johnny Ruiz** has reached base in 15 straight games.

SUPER SOPHOMORES: CABEZAS & BARTOW

- Two of Miami's top contributors out of the bullpen have been sophomore righthanders **Frankie Bartow** and **Andrew Cabezas**.
- Over the past 10 games, Cabezas has made six appearances and has **18 strikeouts** compared to three walks in his last 12.0 innings. He is holding opponents to a **.205** average over that stretch, and earned his first save with two scoreless innings on March 14 vs. Maine.
- Bartow leads UM with **five saves** and has a **3.24 ERA** in 8.1 innings. He was a **Louisville Slugger Freshman All-America** in 2016.

ONE OF THE GAME'S TOP SKIPPERS

- Jim Morris' **1,545** wins at the Division I level are **fifth-most** in the history of college baseball and **third-most** among active skippers.
- Miami's first ACC series against Georgia Tech pitted two of the winningest coaches in college baseball history: **Morris** (1,543 wins) and Georgia Tech's **Danny Hall** (1,176), who replaced Morris in Atlanta when Morris was named Miami's head coach prior to the **1994** season.
- Morris reached two major milestones in 2016 - he became the **fifth coach** to reach **1,500** wins on March 18 against Louisville and won his **1,000th game at Miami** on March 26 vs. Clemson.

WELCOME TO THE LIGHT!

- Miami has made College World Series trips in back-to-back seasons (2015 and 2016) thanks in large part to its **dominant play inside the confines of Alex Rodriguez Park at Mark Light Field**.
- Since the start of the 2015 season, Miami is a whopping **77-13** in its last **90 home games**, including its 2017 Opening Weekend series against Rutgers and opening ACC home series against Georgia Tech.
- Miami finished **36-5** at home in 2015 and **34-6** at home in 2016. The Hurricanes went **13-2 in ACC play** at The Light in 2015 and **12-3 at home in ACC** play in 2016.

HIGH EXPECTATIONS

- Miami was ranked in the **top 25 in preseason polls** from three major college baseball outlets, including a **No. 8** ranking from *Collegiate Baseball Newspaper*, **No. 17** the *USA Today Coaches Poll* and a **No. 21** ranking from *D1Baseball*.
- The Hurricanes have won **three straight ACC Coastal Division titles** and have won the **ACC Regular Season Championship** in two of the past three seasons (2014, 2016).
- Miami had four players earn **Preseason All-America** distinction: **Carl Chester, Jesse Lepore, Michael Mediavilla** and **Johnny Ruiz**.

2016 TEAM LEADERS: RETURNERS

OFFENSE

Average: J. Ruiz (.342)
Games Played: J. Ruiz / C. Chester (64)
Games Started: J. Ruiz / C. Chester (64)
At Bats: C. Chester (253)
Runs: C. Chester (56)
Hits: C. Chester (85)
Doubles: J. Ruiz (17)
Triples: J. Ruiz / C. Barr (3)
Home Runs: E. Michelangeli (5)
Runs Batted In: J. Ruiz (57)
Total Bases: J. Ruiz (115)
SLG Percent: J. Ruiz (.491)
Walks: J. Ruiz (38)
On Base Percentage: J. Ruiz (.431)
Stolen Bases: C. Chester (16)

PITCHING

ERA: J. Lepore (2.20)
Wins: M. Mediavilla (11)
Losses: M. Mediavilla (2)
Appearances: F. Bartow (43)
Starts: M. Mediavilla (18)
Complete Games: N/A (0)
Saves: K. Pimentel (2)
Innings: M. Mediavilla (103.1)
Hits Allowed: M. Mediavilla (88)
Runs Allowed: M. Mediavilla (42)
Earned Runs Allowed: M. Mediavilla (39)
Walks: M. Mediavilla (43)
Strikeouts: M. Mediavilla (85)
Wild Pitches: A. Cabezas (5)
B/AVG: J. Lepore (.221)

THE LAST TIME A HURRICANE...

Led Off Game with HR...	Carl Chester (3/21/2015 vs. Wake Forest)
Back-to-Back Games with Leadoff HR ...	Charlton Jimerson (6/09/2001, 6/11/2001)
Had Six Hits in a Game...	Mark Sobolewski (3/18/2008 vs. Cornell)
Five Hits...	George Iskenderian (6/12/2015 vs. FAU)
Two Hits in One Inning...	Zack Collins (3/6/2016 vs. Manhattan)
Hit Three HR's in a Game...	David Thompson (5/15/2015 vs. Georgia Tech)
Two HR's...	Romy Gonzalez (2/26/2017 vs. Florida)
Hit Two HR's in One Inning...	Kevin Brown (3/16/1999 vs. Ohio State)
Hit Pinch Hit HR...	Sebastian Diaz (5/2/2014 vs. Alabama St.)
Hit Inside the Park HR...	Paco Figueroa (5/8/2005 vs. Jacksonville)
Hit Grand Slam...	Randy Batista (5/1/2016 vs. Florida A&M)
Hit for the Cycle...	Gaby Sanchez (5/2/2003 vs. Pace)
Recorded 10 RBI in One Game...	Kevin Brown (5/27/2001 vs. Stetson)
Nine RBI...	David Thompson (5/15/2015 vs. Georgia Tech)
Eight RBI...	Danny Valencia (4/9/2005 vs. Virginia)
Seven RBI...	Michael Burns (3/12/2017 vs. Georgia Tech)
Six RBI...	Jacob Heyward (5/16/2015 vs. Georgia Tech)
Threw Complete Game Shutout...	Thomas Woodrey (5/14/2015 vs. Georgia Tech)
Recorded Back-to-Back CG's...	David Gil (5/12/2000, 5/27/2000)
Recorded CG 1-Hit S/O...	Thomas Woodrey (5/14/2015 vs. Georgia Tech)
Recorded a Perfect Game...	Javi Salas (3/4/2014 vs. Villanova)
Recorded a No-Hitter (non-PG)...	Alex Fernandez (3/18/1989 vs. Maine)
Struck Out 10 Batters...	Michael Mediavilla (3/12/2017 vs. Georgia Tech)
Recorded Three-Pitch Inning...	Chris Hernandez (6/2/2010 vs. Florida)
Recorded Three Pickoffs in a Game...	Brian Walker (3/16/2001 vs. East Carolina)

WEEKEND NEWS AND NOTES

DESTINATION: OMAHA

- Miami made its second straight trip to the **College World Series** in 2016, marking the program's 25th all-time trip to Omaha, Neb.
- Miami's **25** College World Series trips are the **second-most of any program** in the country. The Hurricanes have won **48 games** in the College World Series, the **fourth-most** of any program; Miami's **four national championships** rank **fifth-most**.
- Since the NCAA began award national seeds prior to 1999, Miami has been **among the top eight seven seasons: 1999 (#1), 2001 (#2), 2003 (#8), 2004 (#3), 2008 (#1), 2015 (#5) and 2016 (#3)**.
- The Hurricanes have **never missed the College World Series** when earning a **national seed**, making it all eight times they've earned the distinction.

FOUR TO WATCH

- Four Hurricanes picked up 2017 Preseason All-America honors: junior outfielder **Carl Chester**, junior righthander **Jesse Lepore**, junior lefthander **Michael Mediavilla** and senior infielder **Johnny Ruiz**.
- Chester, a *Baseball America* Preseason All-America third-team selection, was among 55 players named to the initial watch list for the **2017 Golden Spikes Award** by USA Baseball on Feb. 15.
- Sophomore reliever **Frankie Bartow**, who was recognized as a Louisville Slugger Freshman All America last season, was named to the watch list for the **2017 Stopper of the Year Award** by NCBWA; former closer Bryan Garcia won the prestigious award in 2016.
- UM had three All-Americans in 2016: **Zack Collins** (several publications), **Garcia** (NCBWA) & **Mediavilla** (ABCA/Rawlings).

DEATH, TAXES & THE NCAA POSTSEASON

- The Miami Hurricanes extended their own college baseball record with a **44th consecutive trip to the NCAA postseason** in 2016. Miami has made the postseason each year since 1973.
- The Hurricanes' 44 straight trips to the NCAA postseason are the **longest active postseason streak of any Division I program** in any sport nationwide.
- Miami's **25 College World Series trips** are the second-most of any program all-time, trailing only Texas.
- Jim Morris has led teams to the NCAA postseason in **32 straight years - all 23 years at Miami & final nine years at Georgia Tech**.
- Miami is the **only school in the state of Florida** to have won a **national championship**; UM won titles in **1982, 1985, 1999 & 2001**.

adidas RELEASES HERITAGE COLLECTION

- To gear up for the 2017 season, adidas Baseball partnered with Arizona State, Louisville, Miami, Mississippi State, Nebraska, N.C. State and Texas A&M to create the **adidas Baseball Heritage Collection**.
- Working with each school, adidas designers dove into the **archives, vaults and libraries** to research logos, word marks, styling and materials to create the retro looks.
- Retro Jersey dates for Miami's jersey: **1970s and '80s era Miami teams**. The jersey features iconic old English blocking with a classic fit and design lines along with modern moisture wicking materials. The cap features an old English gray "M" logo to complete the look.
- The Hurricanes baseball team is in its second season wearing adidas uniforms and apparel.

MORRIS ERA: YEAR-BY-YEAR

2017		10-11
2016	<i>College World Series</i>	50-14
2015	<i>College World Series</i>	50-17
2014	NCAA Regional	44-19
2013	NCAA Regional	37-25
2012	NCAA Regional	36-23
2011	NCAA Regional	38-23
2010	NCAA Super Regional	43-20
2009	NCAA Regional	38-22
2008	<i>College World Series</i>	53-11
2007	NCAA Regional	37-24
2006	<i>College World Series</i>	42-24
2005	NCAA Super Regional	41-19-1
2004	<i>College World Series</i>	50-13
2003	<i>College World Series</i>	45-17-1
2002	NCAA Super Regional	34-29
2001	National Champions	53-12
2000	NCAA Super Regional	41-19-1
1999	National Champions	50-13
1998	<i>College World Series</i>	51-12
1997	<i>College World Series</i>	51-18
1996	<i>College World Series</i>	40-14
1995	<i>College World Series</i>	48-17
1994	<i>College World Series</i>	49-14

ACC YEAR-BY-YEAR RECORDS

2017	3-3	T-Second Place, Coastal
2016	21-7	First Place, Coastal
2015	22-8	First Place, Coastal
2014	24-6	First Place, Coastal
2013	14-16	Fifth Place, Coastal
2012	16-14	Third Place, Coastal
2011	19-10	Fourth Place, Coastal
2010	20-10	Third Place, Coastal
2009	18-12	Third Place, Coastal
2008	23-5	First Place, Coastal
2007	17-13	Third Place, Coastal
2006	17-13	Fourth Place, Coastal
2005	19-10-1	
Third Place, ACC*		

* no Atlantic / Coastal division split

GAMEWINNING HITS / RBI

DATE	OPP.	PLAYER	HIT/RBI	INNING
2/17	Rutgers	Gonzalez	2-R HR	B-2
2/18	Rutgers	Ruiz	4-3 RBI	B-3
3/1	@FAU	Davison	bunt 1B	T-7
3/4	Dartmouth	N/A	balk	B-9
3/10	Ga. Tech	Burns	4-3 RBI	B-5
3/11	Ga. Tech	Gonzalez	1B	B-1
3/14	Maine	Tackett	E-3	B-2
3/15	Maine	Barr	BB RBI	B-2
3/19	@NCST	Gomez	2-RBI 1B	B-3
3/22	FAU	Burns	RBI 1B	B-1

HOME RUN TRACKER (12)

DATE	OPP.	PLAYER	RUNS	INNING
2/19	Rutgers	Gonzalez	2-R	B-2
2/26	@Florida	Gonzalez	solo	T-4
2/26	@Florida	Gonzalez	solo	T-8
3/1	@FAU	Chester	solo	T-3
3/11	Ga Tech	Gomez	solo	B-4
3/12	Ga. Tech	Michelangeli	2-R	B-3
3/12	Ga. Tech	Burns	slam	B-7
3/14	Maine	Gonzalez	3-R	B-3
3/17	@NCST	Ruiz	solo	B-8
3/17	@NCST	Gonzalez	solo	B-8
3/22	FAU	Gomez	solo	B-2
3/22	FAU	Chester	2-R	B-2

2017 MIAMI HURRICANES BASEBALL

PITCHER PROFILES

52 • FRANKIE BARTOW

RHP

6-3 • 200 • SO • Miami, Fla. • TERRA

- Allowed 2-R HR last time out at FAU (3/22), got final out of 9th
- Earned fifth save of season at NC State (3/19), scoreless ninth
- Picked up 1st loss of career (walkoff) in ninth inning at FIU (3/8)
- Tossed scoreless ninth inning for 2nd save in win over FAU (3/1)
- Earned 1st save of career with 1-2-3 9th in G1 vs. Rutgers (2/18)
- NCBWA Stopper of the Year watch list for nation's top reliever
- Earned Louisville Slugger Freshman All-America honors in 2016
- Led nation in appearances as a freshman with 43, all in relief
- One of just two relief pitchers named to ACC All-Freshman team
- Sisters Ashley & Brittany are UM grads; sis Chelsey is UM student

BARTOW CAREER STATISTICS

YEAR	ERA	W-L	APP	IP	H	R	ER	BB	SO	SV	B/AVG
2017	3.24	1-1	9	8.1	8	3	3	5	3	5	.267
2016	2.72	6-0	43	56.1	56	21	17	10	29	0	.268

CAREER 2.78 7-1 52 64.2 64 24 20 15 32 5 .268

BARTOW CAREER HIGHS

Innings: 3.1, vs. Boston College, 6/12/2016

Hits: 4, three times (last vs. Boston College, 6/12/2016)

Runs: 3, twice (last vs. UCF, 4/13/2016)

Earned Runs: 3, twice (last vs. UCF, 4/13/2016)

Strikeouts: 3, twice (last at Florida State, 5/21/2016 [1])

Walks: 2, twice (last vs. Georgia Tech, 3/10/2017)

BARTOW GAME-BY-GAME

SOPHOMORE (2017)

DATE	OPPO.	W-L	GS	IP	H	R	ER	BB	SO	SV	NP
2/17	Rutgers			1.0	0	0	0	0	0	1	13
2/26	@Florida			1.0	1	0	0	2	1	16	
3/1	@FAU			1.0	1	0	0	0	0	2	28
3/4	Dartmouth			1.0	0	0	0	0	0	7	
3/8	@FIU	L		0.2	1	1	1	1	0	12	
3/10	Ga Tech			1.0	2	1	1	2	1	3	25
3/15	Maine			1.1	2	0	0	0	1	4	14
3/19	@NC ST			1.0	0	0	0	0	0	5	11
3/22	FAU			0.1	1	1	1	0	0	11	

FRESHMAN (2016)

DATE	OPPO.	W-L	GS	IP	H	R	ER	BB	SO	SV	NP
2/19	Rutgers			2.0	1	0	0	1	0	16	
2/20	Rutgers			1.0	1	0	0	0	1	14	
2/24	STU	W		2.0	0	0	0	0	0	18	
2/27	Florida			2.1	3	1	1	0	1	36	
3/2	FGCU			1.1	0	0	0	0	0	11	
3/6	Manhattan			1.0	4	3	3	0	0	20	
3/8	Maine			1.0	1	0	0	0	1	15	
3/12	@Va Tech			0.0	3	1	1	0	0	10	
3/13	@Va Tech			1.0	0	0	0	0	0	6	
3/16	@UCF			1.0	1	0	0	0	0	10	
3/19	Louisville			0.2	2	1	1	0	1	17	
3/20	Louisville			1.0	0	0	0	1	0	11	
3/23	Bethune			1.0	0	0	0	0	0	9	
3/25	Clemson			1.0	0	0	0	1	0	21	
3/26	Clemson	W		2.0	3	0	0	0	1	30	
4/2	Carolina			0.2	0	0	0	0	1	6	
4/3	Carolina			1.1	2	1	1	0	1	20	
4/5	@FGCU			1.0	1	0	0	0	0	15	
4/10	@ND			1.2	0	0	0	1	0	23	
4/13	UCF			0.1	4	3	3	0	0	18	
4/17	@Duke			1.0	0	0	0	1	0	12	
4/20	FAU			1.2	2	0	0	0	2	22	
4/22	Virginia			1.0	1	1	1	0	1	19	
4/23	Virginia			2.0	2	0	0	0	3	22	
5/1	FAMU			1.1	1	0	0	0	2	19	
5/5	FAU			1.0	1	0	0	0	1	12	
5/8	@GTech			1.0	0	0	0	0	1	9	
5/9	@GTech			2.0	1	0	0	1	2	23	
5/13	Pitt	W		1.0	1	0	0	0	1	7	
5/14	Pitt			1.1	3	0	0	0	0	17	
5/15	Pitt			1.0	0	0	0	0	1	10	
5/19	@FSU			2.0	2	0	0	0	0	19	
5/21	@FSU (1)			2.0	3	2	0	0	3	36	
5/25	GT%			2.0	0	0	0	1	0	19	
5/26	NCST%	W		1.0	2	2	2	0	0	10	
5/28	FSU%			1.0	1	2	2	1	0	23	
6/3	Stetson +	W		0.1	0	0	0	0	0	9	
6/4	LBSU +			1.0	0	0	0	0	1	12	

BARTOW GAME-BY-GAME (cont'd)

TRUE FRESHMAN (2016)

DATE	OPPO.	W-L	GS	IP	H	R	ER	BB	SO	SV	NP
6/5	LBSU +			2.0	2	1	0	0	2	29	
6/10	BC \$			0.1	0	0	0	0	0	3	
6/12	BC \$	W		3.1	4	1	1	1	1	51	
6/18	Arizona #			1.0	1	0	0	0	1	16	
6/20	UCSB #			2.2	2	2	1	1	0	31	

35 • ANDREW CABEZAS

RHP

6-0 • 180 • SO • Miami Gardens, Fla. • Coral Gables Sr.

- Crucial 3.0 relief innings at NC State helped UM win finale (3/19)
- Recorded first career save vs. Maine (3/14), 2.0 scoreless, 3 Ks
- Last 10 G: 6 appearances, 12.0 IP, 4 ER, 3 BB, 18 Ks, .205 B/AVG
- Dominant in relief vs. Ga. Tech - 8 K's in 4.0 innings over 2 APP
- Charged w/loss in Game 2 (1inn.) - allowed 2 UER, 5 K in 3.0 IP
- Electric fastball and wipeout slider make him a key asset in pen
- Big outing at FAU (3/1) in win; two scoreless inning (7th/8th)
- Started G3 of Super Regional vs. BC to help send UM to Omaha
- Coaches considered him best pitcher in Dade County senior year
- Drafted in 34th round of 2015 MLB Draft by Cleveland Indians

CABEZAS CAREER STATISTICS

YEAR	ERA	W-L	APP	IP	H	R	ER	BB	SO	SV	B/AVG
2017	3.10	0-2	11	20.1	15	9	7	7	26	1	.203
2016	5.07	3-1	28	55.0	45	31	31	24	54	0	.227

CAREER 4.54 3-3 39 75.1 60 40 38 31 80 1 .221

CABEZAS CAREER HIGHS

Innings: 4.2, twice (last vs. Florida State, 5/19/2016)

Hits: 4, three times (last vs. Rutgers, 2/19/2017)

Runs: 4, twice (last vs. Pittsburgh, 5/13/2016)

Earned Runs: 4, twice (last vs. Pittsburgh, 5/13/2016)

Strikeouts: 5, three times (last vs. Georgia Tech, 3/11/2017)

Walks: 3, twice (last vs. Florida State, 5/19/2016)

CABEZAS GAME-BY-GAME

SOPHOMORE (2017)

DATE	OPPO.	W-L	GS	IP	H	R	ER	BB	SO	SV	NP
2/17	Rutgers			2.0	1	0	0	1	2	33	
2/19	Rutgers			1.1	4	3	3	1	1	26	
2/25	@Florida			2.0	0	0	0	1	3	33	
3/1	@FAU			2.0	0	0	0	0	1	22	
3/3	Dartmouth			1.0	1	0	0	1	1	24	
3/8	@FIU			2.0	2	1	1	0	3	23	
3/10	Ga Tech			1.0	1	0	0	0	3	14	
3/11	Ga Tech	L		3.0	1	2	0	1	5	38	
3/14	Maine			2.0	1	0	0	0	3	1	22
3/17	@NC ST	L		1.0	2	2	2	2	1	26	
3/19	@NC ST			3.0	2	1	1	0	3	34	

TRUE FRESHMAN (2016)

DATE	OPPO.	W-L	GS	IP	H	R	ER	BB	SO	SV	NP
2/21	Rutgers			1.0	0	0	0	1	0	16	
2/24	STU			3.2	4	4	4	1	2	47	
2/28	Florida			1.2	3	3	1	1	1	36	
3/5	Manhattan			1.0	2	2	2	2	2	34	
3/9	Stetson			1.1	3	2	2	1	3	35	
3/12	@Va Tech	W		3.0	1	0	0	1	5	42	
3/16	@UCF			2.0	0	0	0	1	2	36	
3/18	Louisville			2.1	1	0	0	1	3	34	
3/20	Louisville			3.0	1	0	0	0	2	31	
3/25	Clemson			0.2	2	3	3	1	1	22	
3/26	Clemson			3.0	2	0	0	0	3	42	
4/3	Carolina	W		2.1	2	0	0	0	4	38	
4/10	@ND			0.1	2	1	1	1	0	16	
4/13	UCF			1.0	1	0	0	0	1	2	18
4/15	@Duke			2.0	0	0	0	0	3	23	
4/20	FAU	L		1.0	0	2	2	2	1	25	
4/22	Virginia			3.1	1	0	0	0	3	43	
4/24	Virginia			1.1	3	1	1	1	1	25	
5/1	FAMU			0.1	2	0	0	0	0	9	
5/9	@Ga Tech			1.0	1	1	1	0	2	14	
5/13	Pitt	X		4.2	4	4	4	3	5	68	
5/19	@FSU	X		4.2	3	2	2	3	3	99	
5/26	NCST%			1.2	1	0	0	0	0	28	
6/4	LBSU +	W		1.2	0	0	0	0	1	23	
5/5	LBSU +			0.0	1	3	3	2	0	11	
6/11	BC \$			2.1	2	1	1	0	2	37	
6/12	BC \$	X		2.2	2	2	2	2	1	47	
6/18	Arizona #			2.0	0	0	0	0	2	31	

27 • DANIEL EPSTEIN

LHP

6-0 • 175 • R-SO • Weston, Fla. • University School

- Pitched scoreless inning against FIU (3/7) in season debut
- Did not see any game action in first season, redshirted
- Four-year letterwinner at University School in Weston

EPSTEIN CAREER STATISTICS

YEAR	ERA	W-L	APP	IP	H	R	ER	BB	SO	SV	B/AVG
2017	0.00	0-0	1	1.0	1	0	0	0	1	0	.250
2016	5.40	0-0	5	3.1	6	2	2	1	1	0	.400

CAREER 4.15 0-0 6 4.1 7 2 2 1 2 0 .368

EPSTEIN CAREER HIGHS

Innings: 1.0, three times (last vs. FIU, 3/7/2017)

Hits: 2, twice (last vs. Florida A&M, 4/30/2016)

Runs: 1, twice (last vs. Florida A&M, 4/30/2016)

Earned Runs: 1, twice (last vs. Florida A&M, 4/30/2016)

Strikeouts: 1, twice (last vs. FIU, 3/7/2017)

EPSTEIN GAME-BY-GAME

REDSHIRT SOPHOMORE (2017)

DATE	OPPO.	W-L	GS	IP	H	R	ER	BB	SO	SV	NP
3/7	FIU			1.0	1	0	0	0	1	0	17

REDSHIRT FRESHMAN (2016)

DATE	OPPO.	W-L	GS	IP	H	R	ER	BB	SO	SV	NP
3/4	Manhattan			1.0	1	0	0	0	0		12
3/11	@Va Tech			0.1	2	1	1	1	0	0	17
4/16	@Duke			0.2	1	0	0	0	0	0	10
4/23	Virginia			0.1	0	0	0	0	0	0	4
4/30	FAMU			1.0	2	1	1	0	1		21

PLAYER PROFILES

22 • ALBERT MAURY, JR. RHP

6-2 • 205 • FR • Miami, Fla. • Belen Jesuit

- Made two appearances at NC State (Game 1 & 2), 1 ER in 2.0 IP
- Tied for UM lead in appearances in relief (11), totaled 14.2 innings
- Made 2 appearances at Florida; has emerged as 7th inning go-to
- Three-year letterwinner at Belen; joined team in January 2017
- Finished senior year with Wolverines with 7-3 record & 2.02 ERA
- Earned All-Dade recognition from *Miami Herald* in final season

MAURY, JR. CAREER STATISTICS

YEAR	ERA	W-L	APP	IP	H	R	ER	BB	SO	SV	B/AVG
2017	3.68	1-0	11	14.2	15	7	6	7	10	0	.288

MAURY JR. CAREER HIGHS

Innings: 2.2, vs. Georgia Tech, 3/10/2017
 Hits: 4, vs. Georgia Tech, 3/11/2017
 Runs: 4, vs. Georgia Tech, 3/11/2017
 Earned Runs: 4, vs. Georgia Tech, 3/11/2017
 Strikeouts: 2, three times (last at NC State, 3/17/2017)
 Walks: 2, vs. Dartmouth, 3/4/2017

MAURY JR. GAME-BY-GAME

FRESHMAN (2017)

DATE	OPPO.	W-L	GS	IP	H	R	ER	BB	SO	SV	NP
2/19	Rutgers			2.1	3	0	0	0	0		25
2/24	@Florida			2.0	2	0	0	1	2		36
2/26	@Florida			1.0	1	1	1	0	0		15
3/1	@FAU			1.0	0	0	0	1	0		21
3/4	Dartmouth			2.0	0	0	0	2	2		30
3/8	@FIU			1.0	0	1	0	1	0		18
3/10	Ga Tech			2.2	1	0	0	0	4		35
3/11	Ga Tech			0.2	4	4	4	1	0		24
3/14	Maine			0.0	2	0	0	0	0		11
3/17	@NC ST			1.1	0	0	0	1	2		20
3/17	@NC ST			0.2	2	1	1	0	0		10

32 • EVAN MCKENDRY RHP

6-3 • 210 • FR • Pembroke Pines, Fla. • North Broward Prep

- Picked up first L of career in 4.0 IP of relief at NC State (3/18)
- Tossed 7.0 strong innings in 1st home start vs. Maine (3/14)
- Dominant 1st career start at FIU (3/8): 5.0 IP, 3 H, 0 R, 6 K (ND)
- Earned first career win in relief vs. FAU (3/1); scoreless 6th inn.
- Ranked No. 236 high school player in class by Perfect Game
- Finished senior year at NBP with 1.50 ERA and 74 strikeouts
- Named to 2016 All-Broward First Team by *Herald & Sun Sentinel*

MCKENDRY CAREER STATISTICS

YEAR	ERA	W-L	APP	IP	H	R	ER	BB	SO	SV	B/AVG
2017	3.92	2-1	6	20.2	18	12	9	9	15	0	.247

MCKENDRY CAREER HIGHS

Innings: 7.0, vs. Maine, 3/14/2017
 Hits: 5, vs. Maine, 3/14/2017
 Runs: 4, at NC State, 3/18/2017
 Earned Runs: 4, at NC State, 3/18/2017
 Walks: 3, vs. Rutgers, 2/19/2017
 Strikeouts: 6, twice (last vs. Maine, 3/14/2017)

MCKENDRY GAME-BY-GAME

FRESHMAN (2017)

DATE	OPPO.	W-L	GS	IP	H	R	ER	BB	SO	SV	NP
2/19	Rutgers			1.2	3	3	3	3	0		39
2/26	@Florida			2.0	2	2	0	1	0		34
3/1	@FAU	W		1.0	1	0	0	1	0		17
3/8	@FIU		X	5.0	3	0	0	1	6		82
3/14	Maine	W	X	7.0	5	3	2	2	6		99
3/18	@NC ST	L		4.0	4	4	4	1	3		60

30 • MICHAEL PEREZ RHP

6-1 • 210 • R-JR • Miami, Fla. • Miami-Dade • Killian

- Made career debut in finale vs. Rutgers, allowed 2 ER, 1 BB
- Spent 2016 season at Miami-Dade - had 2.70 ERA in 53.1 innings

PEREZ CAREER STATISTICS

YEAR	ERA	W-L	APP	IP	H	R	ER	BB	SO	SV	B/AVG
2017	99.99	0-0	2	0.0	3	5	5	2	0	0	1.000

PEREZ CAREER HIGHS

Hits: 1, vs. Rutgers, 2/19/2017
 Runs: 2, vs. Rutgers, 2/19/2017
 Earned Runs: 2, vs. Rutgers, 2/19/2017
 Walks: 1, vs. Rutgers, 2/19/2017

PEREZ GAME-BY-GAME

REDSHIRT JUNIOR (2017)

DATE	OPPO.	W-L	GS	IP	H	R	ER	BB	SO	SV	NP
2/19	Rutgers			0.0	1	2	2	1	0		10
3/7	FIU			0.0	2	3	3	1	0		12

37 • KEVEN PIMENTEL RHP

6-3 • 225 • R-SO • Huntington Station, N.Y. • Montverde

- 2.1 scoreless innings of relief in W vs. FAU (3/22), just 23 pitches
- Pitched 2.2 innings, allowed 2 ER last week vs. Maine (3/15)
- Key outing in Game 3 vs. Ga Tech: 2.0 IP w/depleted bullpen
- Served as team's primary long relief pitcher in first year in 2016

PIMENTEL CAREER STATISTICS

YEAR	ERA	W-L	APP	IP	H	R	ER	BB	SO	SV	B/AVG
2017	4.15	0-0	6	13.0	11	6	6	5	13	0	.234
2016	3.67	2-0	18	34.1	45	18	14	13	20	2	.315

CAREER 3.80 2-0 24 47.1 56 24 20 18 33 2 .295

PIMENTEL CAREER HIGHS

Innings: 5.2, vs. Stetson, 3/9/2016
 Hits: 5, three times (last at Georgia Tech, 5/7/2016)
 Runs: 5, vs. Georgia Tech, 5/7/2016
 Earned Runs: 4, vs. Georgia Tech, 5/7/2016
 Strikeouts: 3, three times (last vs. Dartmouth, 3/5/2017)
 Walks: 2, five times (last vs. Georgia Tech, 3/12/2017)

PIMENTEL GAME-BY-GAME

REDSHIRT SOPHOMORE (2017)

DATE	OPPO.	W-L	GS	IP	H	R	ER	BB	SO	SV	NP
3/5	Dartmouth			3.0	0	0	0	1	3		34
3/7	FIU			1.2	3	2	2	2	1		33
3/11	Ga Tech			1.1	1	0	0	0	1		16
3/12	Ga Tech			2.0	2	2	2	2	4		39
3/15	Maine			2.2	4	2	2	0	3		46
3/22	FAU			2.1	1	0	0	0	1		23

REDSHIRT FRESHMAN (2016)

DATE	OPPO.	W-L	GS	IP	H	R	ER	BB	SO	SV	NP
2/21	Rutgers			1.0	1	1	1	2	3		28
2/28	Florida			1.0	1	0	0	0	0		18
3/9	Stetson	W	X	5.2	4	0	0	0	2		81
3/23	Bethune	W		3.0	4	2	2	0	2		42
3/26	Clemson			2.0	3	2	2	0	2		33
3/27	Clemson			1.2	5	2	2	1	0		32
4/1	Carolina			2.0	3	1	1	2	3		38
4/3	Carolina			0.1	0	0	0	0	0		2
4/12	Nova			3.2	3	3	0	1	1		59
4/16	@Duke			1.1	3	2	2	2	2		35
4/24	Virginia			0.1	0	0	0	0	0		3
4/29	FAMU			3.0	5	0	0	1	1		52
5/1	FAMU			0.1	2	0	0	0	0		13
5/7	@Ga Tech			1.2	5	5	4	1	2		41
5/10	Bethune			0.1	0	0	0	0	0		3
5/17	FGCU			3.0	3	0	0	0	1		31
5/21	@FSU (2)			3.0	3	0	0	2	1		46
6/5	LBSU +			1.0	0	0	0	1	0		15

34 • DANIEL RIVERO LHP

6-3 • 200 • FR • Davie, Fla. • Pembroke Pines Charter

- Allowed 3 ER in 0.2 innings last time out in W over FAU (3/22)
- Struck out 171 batters and recorded 12 career wins on the mound
- All-Broward by *Herald and Sun Sentinel* final year: 7-3, 2.00 ERA
- Father David Rivero is Chief of Police at University of Miami

RIVERO CAREER STATISTICS

YEAR	ERA	W-L	APP	IP	H	R	ER	BB	SO	SV	B/AVG
2017	13.50	0-0	2	2.0	3	3	3	2	3	0	.333

RIVERO CAREER HIGHS

Innings: 1.0, twice (last vs. FIU, 3/7/2017)
 Hits: 2 vs. Rutgers, 2/19/2017
 Runs: 3, twice (last vs. FAU, 3/22/2017)
 Earned Runs: 3, twice (last vs. FAU, 3/22/2017)
 Strikeouts: 2, vs. FIU, 3/7/2017
 Walks: 2, twice (last vs. FAU, 3/22/2017)

RIVERO GAME-BY-GAME

FRESHMAN (2017)

DATE	OPPO.	W-L	GS	IP	H	R	ER	BB	SO	SV	NP
2/19	Rutgers			1.0	2	3	3	2	1		28
3/7	FIU			1.0	1	0	0	0	2		14
3/22	FAU			0.2	1	3	3	2	1		19

47 • ENRIQUE SOSA RHP

5-10 • 180 • R-SR • Panama City, Panama • Acad. Interamericana

- Had season-ending shoulder surgery in January 2016, missed yr
- Served as Sunday starter on 2015 team that made it to Omaha
- Has career ERA of 4.89, had a 4.35 ERA in lone season as starter

SOSA CAREER STATISTICS

YEAR	ERA	W-L	APP	IP	H	R	ER	BB	SO	SV	B/AVG
2015	4.35	7-5	17	80.2	79	43	39	31	71	0	.256
2014	7.04	0-1	11	15.1	12	14	12	11	14	0	.207
2013	6.43	0-0	5	7.0	8	5	5	6	3	0	.296

CAREER 4.89 7-6 33 103.0 99 62 56 48 88 0

SOSA CAREER HIGHS

Innings: 7.0, vs. Virginia Tech, 4/12/2015
 Hits: 9, at North Carolina, 3/29/2015
 Runs: 7, at North Carolina, 3/29/2015
 Earned Runs: 7, at North Carolina, 3/29/2015
 Strikeouts: 10, vs. Rutgers, 2/14/2015
 Walks: 4, at Pittsburgh, 5/3/2015

SOSA GAME-BY-GAME

JUNIOR (2015)

DATE	OPPO.	W-L	GS	IP	H	R	ER	BB	SO	SV	NP
2/14	Rutgers	W	X	5.2	1	0	0	2	10		94
2/22	@Florida	L	X	6.0	7	2	2	2	3		87
2/28	Wright St		X	6.0	6	3	2	3	5		92
3/7	@Louisville	W	X	5.0	4	4	3	3	3		86
3/15	NCST	W	X	6.1	7	1	1	0	6		93
3/22	@Wake	L	X	3.1	7	5	5	3	5		77
3/29	@UNC	L	X	2.2	9	7	7	2	0		62
4/5	Duke	W	X	6.1	1	0	0	1	3		62
4/12	Va Tech	W	X	7.0	3	1	1	0	6		81
4/19	@Virginia	X	4.2	9	5	4	2	2	2		81
4/26	FSU	W	X	6.0	6	0	0	1	5		87
5/3	@Pit	X	4.1	3	3	3	4	3			--
5/10	NYIT	W	X	6.0	1	1	1	2	6		75
5/16	Ga Tech	X	4.2	8	4	4	0	6			80
5/23	ND	X	1.2	1	2	1	3	1			33
5/31	Columbia+	L	X	4.0	3	2	2	3	7		79
6/17	Florida #	L	X	1.0	3	3	3	0	0		30

SOPHOMORE (2014)

DATE	OPPO.	W-L	GS	IP	H	R	ER	BB	SO	SV	NP
3/1	@FSU			1.0	0	0	0	2	2		26
3/11	Bethune			2.2	2	0	0	2	4		48
3/18	UCF			2.0	2	4	3	2	0		45
3/23	Virginia			0.2	2	4	3	0	1		21
4/2	Bethune			1.0	0	0	0	0	0		15
4/4	@Va Tech			2.0	0	0	0	0	1		26
4/9	@UCF			0.1	2	2	2	0	0		10
4/20	ND			1.1	1	1	1	2	1		22
4/23	@FAU			0.2	3	3	3	1	0		16
5/2	Ala. State			2.0	0	0	0	1	3		27
5/16	UNC (2)			1.2	0	0	0	1	2		31

2017 MIAMI HURRICANES BASEBALL

HITTER PROFILES

24 • MICHAEL AMDITIS C

- 5-11 • 190 • FR • Boca Raton, Fla. • Boca Raton
- Hurt lower leg (3/1) at FAU, expected to miss considerable time
 - Had started Game 1 and Game 3 of both weekend series at C
 - Ranked 1st on UM with .357 AVG, 2nd w/5 hits at time of injury
 - Selected in 37th round of 2016 MLB Draft by Cleveland Indians
 - Ranked No. 295 Draft-eligible player by Perfect Game
 - Under Armour All-America Game selection during junior season
 - Missed senior season while recovering from labrum surgery
 - Led Palm Beach County with 8 HR and 33 RBI junior year in 2015

AMDITIS CAREER STATISTICS

YEAR	AVG	GP-GS	AB	R	H	2B	3B	HR	RBI	SB-A
2017	.357	6-5	14	1	5	1	0	0	3	0-0

AMDITIS CAREER HIGHS

At Bats: 4, vs. Rutgers, 2/19/2017
Runs: 1, vs. Rutgers, 2/19/2017
Hits: 3, vs. Rutgers, 2/19/2017
RBI: 3, vs. Rutgers, 2/19/2017

43 • NICO BALDOR OF

- 6-1 • 190 • FR • Tampa, Fla. • Jesuit
- Started vs. Dartmouth in G1 (3/3) and went 0-for-2 w/2 Ks
 - Made first start at FAU (3/1) in RF; went 1-for-3 w/key 2B in rally
 - Walked in G2 vs. UF as pinch hitter; among top bats off bench
 - Had first career hit on infield single in Game 3 vs. Rutgers (2/19)
 - Four-year letterwinner at Jesuit; known for big arm & good bat
 - Batted .350 with 25 RBI in final year at Jesuit in Tampa

BALDOR CAREER STATISTICS

YEAR	AVG	GP-GS	AB	R	H	2B	3B	HR	RBI	SB-A
2017	.222	10-2	9	1	2	1	0	0	0	0-0

BALDOR CAREER HIGHS

At Bats: 3, at FAU, 3/1/2017
Hits: 1, twice (last at FAU, 3/1/2017)
Walks: 1, twice (last at FAU, 3/1/2017)
Runs: 1, at FAU, 3/1/2017

17 • CHRISTOPHER BARR 1B

- 6-1 • 200 • R-SR • Royal Palm Beach, Fla. • Royal Palm Beach
- Walked twice and scored two runs in finale at NC State (3/19)
 - Has started 14 games at first and seen action in 19 / 21 games
 - Standout defensive player at first - has been starter since 2013
 - Among team's most veteran contributors & key team leaders
 - Missed most of fall w/ back surgery, regaining strength & timing
 - Games 1 & 2 as def. replacement vs. Rutgers, started G3 at 1B
 - Career .258 hitter with 14 doubles, nine triples, 64 RBI, 35-39 SB
 - Father Jim Barr won college title w/Florida Southern in 1985
 - Returned in 2015 after one-year hiatus due to shoulder injury

BARR CAREER STATISTICS

YEAR	AVG	GP-GS	AB	R	H	2B	3B	HR	RBI	SB-A
2017	.114	19-14	44	8	5	1	0	0	2	0-0
2016	.256	61-61	234	44	60	6	3	0	25	14-15
2015	.306	61-58	206	44	63	7	5	1	32	14-14
2014	.217	55-29	115	27	25	1	1	0	6	7-10

CAREER .255 196-162 599 123 153 15 9 1 66 35-39

BARR CAREER HIGHS

At Bats: 6, vs. Florida State, 4/24/2015
Runs: 3, three times (last vs. Florida A&M, 4/30/2016)
Hits: 3, four times (last vs. Florida A&M, 4/30/2016)
RBI: 3, four times (last vs. Pittsburgh, 5/15/2016)
Walks: 2, four times (last at Georgia Tech, 5/8/2016)
Steals: 2, three times (last vs. FGCU, 5/17/2016)
Hitting Streak: 11 (2015-2016)

2 • RANDY BATISTA INF

- 5-11 • 195 • SR • Kissimmee, Fla. • Indian River • Gateway
- Hit in leadoff position in W over FAU (3/22), 0-for-3 w/2 walks
 - Tied for team lead with three runs scored in series at NC State
 - Started at DH, went 1-for-2 with 3 walks, 1 RBI vs. Maine (3/15)
 - Had game-tying 2-run 1B in eventual win vs. Dartmouth (3/4)
 - Had pinch hit at bats in all 3 games vs. UF; drew walk in Game 3
 - Saw action in Game 3 vs. Rutgers, had one pinch hit at bat
 - Will challenge for starting spot in infield; can play second or SS
 - First Cane since Frank Fleizach ('98) w/1st HR to be a grand slam
 - Batted .333 at College World Series (3-for-9) with 1 2B, 1 RBI

BATISTA CAREER STATISTICS

YEAR	AVG	GP-GS	AB	R	H	2B	3B	HR	RBI	SB-A
2017	.138	15-9	29	4	4	0	0	0	3	0-1
2016	.272	54-42	147	29	40	3	2	2	26	7-10

CAREER .250 69-51 176 34 44 3 2 2 29 7-11

BATISTA CAREER HIGHS

At Bats: 6, at Georgia Tech, 5/9/2016
Runs: 2, eight times (last vs. Bethune-Cookman, 5/10/2016)
Hits: 4, twice (last at Georgia Tech, 5/9/2016)
RBI: 4, vs. Florida A&M, 5/1/2016
Walks: 3, vs. Bethune-Cookman, 5/10/2016

31 • BARRY BUCHOWSKI OF

- 6-3 • 230 • SR • Moorestown, NJ • Indian River • Tulane • St. Augustine
- Made first start of career at C vs. Maine (3/15), went 1-for-4, 1 R
 - Started both games vs. FIU at DH, had RBI 2B in 3-2 loss (3/8)
 - Saw action in 11 games in first season and totaled nine at bats
 - Totaled two hits and three RBI and scored one run
 - Has as much raw player as any player on team; puts on BP show

BUCHOWSKI CAREER STATISTICS

YEAR	AVG	GP-GS	AB	R	H	2B	3B	HR	RBI	SB-A
2017	.200	6-4	15	1	3	1	0	0	1	1-1
2016	.222	11-0	9	1	2	1	0	0	3	0-0

CAREER .200 17-4 24 2 5 2 0 0 4 1-1

BUCHOWSKI CAREER HIGHS

At Bats: 4, vs. Maine, 3/15/2017
Runs: 1, twice (last vs. Maine, 3/15/2017)
Hits: 1, five times (last vs. Maine, 3/15/2017)
RBI: 1, four times (last at FIU, 3/8/2017)

44 • MICHAEL BURNS OF

- 5-9 • 180 • JR • Littleton, Colo. • Cisco JC • Wichita State • Columbine
- Three-game hitting streak entering weekend series with UNC
 - Ranks third on team with five multi-hit games this year
 - Career-best 7 RBI including grand slam in finale vs. GT (3/12)
 - Said after game that grand slam was first at any level for him
 - Started in RF for first 2 games vs. UF, missed G3 w/ankle ding
 - Infield single in G1 vs. UF was one of just two hits by Miami
 - Started in right for all three games vs. Rutgers, went 3-for-12
 - Had two his, three RBI and 1 double in Game 2 win vs. Rutgers
 - Spent freshman year at Wichita St. wih teammate Jeb Bargfeldt
 - Diagnosed w/sarcoma in 2016 at Cisco College, now cancer-free
 - Missed Junior College World Series while undergoing treatment
 - Played in 41 games freshman year at Wichita St. with 21 starts

BURNS CAREER STATISTICS

YEAR	AVG	GP-GS	AB	R	H	2B	3B	HR	RBI	SB-A
2017	.260	19-18	73	6	19	1	1	1	15	2-4

BURNS CAREER HIGHS

At Bats: 5, vs. Rutgers, 2/19/2017
Hits: 3, vs. Georgia Tech, 3/11/2017
RBI: 7, vs. Georgia Tech, 3/12/2017
Walks: 2, vs. Georgia Tech, 3/10/2017
Steals: 1, twice (last vs. Florida, 2/24/2017)

9 • CARL CHESTER OF

- 6-0 • 205 • JR • Longwood, Fla. • Lake Brantley
- Led all players with .538 AVG in 2016 sweep of UNC (7 H, 3 R)
 - Went 2-for-3 w/ 2-R HR, two runs scored in win over FAU (3/22)
 - Tied for Hurricanes lead with six multi-hit games this season
 - Streak of 15 straight games reaching base ended vs. NCST (3/19)
 - Scored two runs in Game 2 win vs. Rutgers, 2 RBI in Game 3
 - Named Preseason All-America Third Team by Baseball America
 - 1 of 55 players on 2017 Golden Spikes watch list by USA Baseball
 - Took big leap from Year 1 to Year 2; started all 64 games in CF
 - Led team with 15 sacrifice hits, 16 steals, 19 HBPs as sophomore
 - Dealt with nagging foot injury during fall, early parts of spring
 - Fastest player on team - will start in CF, hit leadoff for Miami
 - Selected in 38th round of 2014 MLB Draft by Milwaukee Brewers

CHESTER CAREER STATISTICS

YEAR	AVG	GP-GS	AB	R	H	2B	3B	HR	RBI	SB-A
2017	.293	21-21	75	13	22	3	0	2	11	3-5
2016	.336	64-64	253	56	85	9	0	2	29	16-26
2015	.267	64-47	191	37	51	10	1	5	25	11-14

CAREER .304 149-132 519 106 158 22 1 9 65 30-45

CHESTER CAREER HIGHS

At Bats: 6, vs. Wake Forest, 3/21/2015
Runs: 3, twice (last vs. Georgia Tech, 3/10/2017)
Hits: 4, vs. Georgia Tech, 3/10/2017
RBI: 3, seven times (last vs. Pittsburgh, 5/13/2016)
Walks: 3, vs. Clemson, 3/26/2016
Steals: 3, vs. Pittsburgh, 5/15/2016
Hitting Streak: 9 (2017)

51 • JAMES DAVISON OF

- 5-7 • 150 • JR • Chicago, Ill. • Howard Coll. • Morgan Park
- Big diving catch in 9th inning helped seal win vs. NCST (3/19)
 - Reached base all six plate appearances in finale vs. GTech (3/12)
 - Scored five runs in finale and scored seven runs over weekend
 - Leads team with five steals, plays with emotion on basepaths
 - 1st multi-hit game of career in G2 vs. Florida (2-for-3) w/2 SBs
 - 1st career hit was in 1st start - infield 1B in Game 3 vs. Rutgers
 - Spent two seasons at Howard College in Big Spring, Texas
 - Ended career at Howard w/.419 AVG, 14 HR, 36 SB, 69 RBI, 86 RS
 - Named Chicago Public Schools' Player of the Year senior year
 - Selected in 39th round of 2014 MLB Draft by Chicago White Sox

DAVISON CAREER STATISTICS

YEAR	AVG	GP-GS	AB	R	H	2B	3B	HR	RBI	SB-A
2017	.204	18-13	49	8	10	0	1	0	5	5-8

DAVISON CAREER HIGHS

At Bats: 5, vs. Georgia Tech, 3/12/2017
Hits: 3, vs. Georgia Tech, 3/12/2017
Runs: 5, vs. Georgia Tech, 3/12/2017
RBI: 1, twice (last at FAU, 3/1/2017)
Walks: 2, vs. Rutgers, 2/19/2017
Steals: 2, at Florida, 2/24/2017

7 • BRANDON GALI INF

- 5-11 • 170 • JR • Louisville, Ky. • Polk State • Eastern
- Started last three games at shortstop and is batting .364 (4-11)
 - Started at beginning of season and again beg. G2 at NC State
 - Had a 1B in 7th inning rally that tied the game 2-2 at FAU (3/1)
 - Spent two seasons at Polk State before joining UM this past fall
 - Replaced Johnny Ruiz at shortstop early due to elbow injury
 - Started at short and had one hit, one run scored in Alumni Game
 - Helped lead Eagles to conference championships in 2015/2016

GALI CAREER STATISTICS

YEAR	AVG	GP-GS	AB	R	H	2B	3B	HR	RBI	SB-A
2017	.290	12-10	31	5	9	2	1	0	5	3-4

GALI CAREER HIGHS

At Bats: 5, vs. Rutgers, 2/19/2017
Runs: 2, vs. Rutgers, 2/18/2017
Hits: 2, twice (last at NC State, 3/18/2017)
RBI: 1, four times (last at NC State, 3/19/2017)

PLAYER PROFILES

40 • JOE GOMEZ

C

- 6-0 • 190 • SR • Wellington, Fla. • Indian River • King's
- Hit second home run of career in win over FAU (3/22), solo to LF
 - Has started 15 games at catcher; hit first HR vs. GT (3/11)
 - 2-RBI single in finale vs. NC State proved to be game-winning H
 - Expected to see majority of time at catcher w/Admitis injury
 - Did not start Game 2 vs. Maine but came in as def. replacement
 - Caught Game 2 against Florida and finished 1-for-2 at the plate
 - Saw action in 16 games with five starts in first season at Miami
 - Was team's primary backup catcher behind Zack Collins in '16
 - Helped lead high school to back-to-back district titles in '12/'13

GOMEZ CAREER STATISTICS

YEAR	AVG	GP-GS	AB	R	H	2B	3B	HR	RBI	SB-A
2017	.163	17-15	49	6	8	0	0	2	6	0-0
2016	.308	16-5	26	12	8	4	1	0	6	0-0
CAREER	.213	33-20	75	18	16	4	1	2	12	0-0

GOMEZ CAREER HIGHS

At Bats: 5, Georgia Tech, 3/12/2017
Runs: 3, vs. Georgia Tech, 3/11/2017
Hits: 2, twice (last Georgia Tech, 3/11/2017)
RBI: 3, at NC State, 3/19/2017
Walks: 1, twice (last vs. Florida A&M, 4/30/2016)

10 • ROMY GONZALEZ

INF

- 6-2 • 200 • SO • Miami, Fla. • American Senior
- Has reached base in nine straight games entering Friday vs. UNC
 - Leads team with five home runs, 19 RBI through 21 games
 - Batted .429 vs. Maine with 4 R, 1 HR, 3 RBI from March 14-15
 - Drove in six RBI in team's series win over Georgia Tech (3/10-12)
 - Had first multi-HR game (2 solo) of career in Game 3 at Florida
 - Will be counted on to replace some offense lost from 2016 team
 - Crushed 3rd pitch he saw of year over LF fence for 2-R HR vs. RU
 - Started Alumni Game at second; can play either third or second
 - Known for power bat, had 5 doubles, one HR, 10 RBI in 2016
 - Full name is Roman, goes by "Romy"; played 2 seasons of HS FB

GONZALEZ CAREER STATISTICS

YEAR	AVG	GP-GS	AB	R	H	2B	3B	HR	RBI	SB-A
2017	.250	21-21	76	18	19	5	1	5	19	6-6
2016	.173	27-18	75	11	13	5	0	1	10	0-0
CAREER	.212	48-39	151	29	32	10	1	6	29	6-6

GONZALEZ CAREER HIGHS

At Bats: 5, twice (last vs. Georgia Tech, 3/11/2017)
Runs: 3, vs. Manhattan, 3/5/2016
Hits: 3, vs. Bethune-Cookman, 5/10/2016
RBI: 2, nine times (last vs. Georgia Tech, 3/12/2017)
Walks: 2, vs. St. Thomas, 2/24/2016

16 • EDGAR MICHELANGELI

INF

- 6-1 • 210 • R-SR • Miami, Fla. • Florida Christian
- Made 100th career start at Miami in win over FAU (3/22)
 - Hit first home run of season in Game 3 win over GTech (3/12)
 - Had one of Miami's two hits in Game 1 loss at Florida (2/24)
 - Started all 3 games at 3B vs. Rutgers, led UM w/4 runs scored
 - Key member of nation's #1 defense in 2016; just 3 errors at 3B
 - .269 w/5 HR & 40 RBI in '16; epic 2-HR, 7 RBI G3 vs. BC in Supers

MICHELANGELI CAREER STATISTICS

YEAR	AVG	GP-GS	AB	R	H	2B	3B	HR	RBI	SB-A
2017	.145	19-19	58	8	9	1	0	1	6	0-1
2016	.269	62-61	219	35	59	8	1	5	40	1-3
2015	.231	36-10	65	10	15	4	0	0	6	1-1
2014	.196	18-10	46	4	9	3	0	0	9	0-1
CAREER	.237	135-100	388	57	92	16	1	6	61	2-6

MICHELANGELI CAREER HIGHS

At Bats: 6, vs. Clemson, 3/26/2016
Runs: 3, vs. Manhattan, 3/5/2016
Hits: 4, vs. Clemson, 3/26/2016
RBI: 7, vs. Boston College, 6/12/2016
Walks: 2, vs. Wright State, 2/26/2015

4 • JOHNNY RUIZ

INF

- 5-11 • 195 • JR • Coral Gables, FL • Westminster Chr.
- Named team captain prior to 2017 season with Ryan Guerra
 - First triple of season and scored one run in win vs. FAU (3/22)
 - Reached in 15 straight games, starting to pick up offensively
 - Slow start at plate in senior season but will be top contributor
 - Could be starting shortstop but began yr at DH with elbow nag
 - Key hit in 7th inning rally a FAU: two-RBI 1B to deep left field
 - 28th round pick in MLB Draft by Houston, returned for senior yr
 - Second-team All-ACC 2B batted .342 with 4 HR, 57 RBI in 2016
 - Senior leader will be relied upon as Miami's top returning player

RUIZ CAREER STATISTICS

YEAR	AVG	GP-GS	AB	R	H	2B	3B	HR	RBI	SB-A
2017	.200	21-21	70	11	14	5	1	1	7	1-2
2016	.342	64-64	234	46	80	17	3	4	57	3-7
2015	.315	47-21	108	16	34	3	1	0	19	0-0
2014	.229	45-38	131	22	30	7	0	0	11	2-4
CAREER	.291	177-144	543	95	158	32	5	5	94	6-13

RUIZ CAREER HIGHS

At Bats: 5, seven times (last at Duke, 4/17/2016)
Runs: 3, at Duke, 4/15/2016
Hits: 4, vs. Rutgers, 2/21/2016
RBI: 4, at Virginia Tech, 3/12/2016
Walks: 4, at Duke, 4/15/2016
Steals: 1, five times
Hitting Streak: 10 games (2016)

28 • ALEX SANCHEZ

C

- 5-9 • 198 • JR • Harlem, N.Y. • Galveston • MCSM
- Spent two seasons at Galveston College in Galveston, Texas
 - Four-year player at Manhattan Center for Science & Mathematics
 - 2014 batting champ as senior in Public Schools Athletic League

SANCHEZ CAREER STATISTICS

YEAR	AVG	GP-GS	AB	R	H	2B	3B	HR	RBI	SB-A
2017	---	---	---	---	---	---	---	---	---	---

21 • HUNTER TACKETT

OF

- 6-3 • 186 • JR • Knoxville, Tenn. • NW Fla. St. • Auburn
- Started in LF vs. FAU (3/22), has made 10 starts this season
 - Streak of six straight games reaching base ended vs. Maine G1
 - Started Game 1 & 3 vs. UF; had one walk in series finale (2/27)
 - Started first two games of career in left vs. Rutgers (2/17-18)
 - Had pinch hit at bat in Game 3 and drew a walk in 9th inning
 - Named 2016 Florida Junior College Player of the Year at NWFSC
 - Batted .434 with 10 home runs, 59 RBI and 21 stolen bases in '16
 - Spent 2015 at Auburn; drafted in 36th round by MIL out of HS
 - Expected to compete for starting spot in outfield; big-time bat

TACKETT CAREER STATISTICS


YEAR	AVG	GP-GS	AB	R	H	2B	3B	HR	RBI	SB-A
2017	.156	12-10	32	1	5	0	0	0	0	1-1

TACKETT CAREER HIGHS

At Bats: 3, six times (last at FIU, 3/8/2017)
Runs: 1, vs. Rutgers, 2/18/2017
Hits: 2, vs. Dartmouth, 3/5/2017
Walks: 1, six times (last at FIU, 3/8/2017)
Steals: 1, vs. Rutgers, 2/18/2017



55 JESSE LEPORE JR RHP BEVERLY HILLS, FLA. 6-4, 220 LB.



The Lepore Profile

B/T: R/R

High School: Trinity Catholic

Career Record: 10-2

Career ERA: 2.52

***2017 PRESEASON ALL-AMERICAN**

***2016 ACADEMIC ALL-ACC**

Favorite Pitch: Fastball

Favorite Sport (non-baseball): Golf

Favorite Movie: Forgetting Sarah Marshall

Favorite Actor: Will Ferrell

Favorite Music Type: Country

Favorite Athlete (non-baseball): Tom Brady

Favorite Baseball Player: Noah Syndergaard

Major: Business Management / **Minor:** Sports Administration

Junior (2017)...

Made first weekend start of career against Rutgers (2/17), earning Opening Day nod from head coach Jim Morris...Struck out seven batters and allowed just two hits in six shutout innings to earn the victory against Scarlet Knights...Picked up first loss of career at Florida (2/24) despite tossing six innings and allowing just one run...Struck out six Gators batters and walked two in 94 pitches...Suffered another hard-luck loss in series opener vs. Dartmouth (3/3), falling 1-0 for second straight start...Pitched career-long eight innings, allowing just one run with six strikeouts and three walks...Tagged for career-high totals of eight hits and seven earned runs against Georgia Tech (3/10), but exited with no decision...Pitched 4.1 innings against Yellow Jackets...Allowed three earned runs in 5.2 innings at NC State (3/17)...Struck out six batters and walked one across 88 pitches, ended with no decision.

Sophomore (2016)...

Served as team's midweek starter and finished with 9-0 record and 2.20 ERA...Made 14 appearances, including 13 starts...Struck out 57 batters in 73.2 innings and held opponents to .221 average...Earned first win of career with seven-strikeout performance in 5.2 innings against FGCU (March 2)...Struck out six batters in win over Maine (March 8)...Earned back-to-back road wins at UCF (March 16) and at FGCU (April 5), combining for 10 strikeouts and two earned runs over 12 innings...Struck out career-high eight batters in win over FGCU (May 17) in final regular season start...Earned first win over ACC opponent with six innings against Georgia Tech (May 25) at ACC Championship in Durham, N.C...Started Coral Gables Regional finale vs. Long Beach State (June 5) but was removed after three innings due to injury...Did not pitch in NCAA Super Regional or College World Series.

True Freshman (2015)...

Saw action in 10 games in first season and recorded 1.93 ERA...Struck out 10 batters in 14.0 innings...Made career debut vs. Rutgers (Feb. 14)...Tossed 2.0 innings at Florida (Feb. 20)...Recorded first career strikeout at FGCU (March 10)...Tossed 1.0 scoreless inning at Wake Forest (March 20)...Struck out two batters in 2.0 scoreless innings vs. Florida State (April 24)...Pitched 1.0 scoreless inning vs. Bethune-Cookman (May 6) with two strikeouts...Made final appearance of season vs. NYIT (May 8), striking out career-high four batters and surrendering just one hit.

High School/Prep...

Ranked No. 210 national high school prospect by Perfect Game...Four-year letterwinner at Trinity Catholic...Led team to state championship in final season...Named 2014 FACA 4A Player of the Year and 2014 Florida Dairy Farmers 4A Player of the Year...Earned Pitcher of the Year recognition from Ocala Star-Banner in 2014...Finished final season with 8-1 record...Struck out 97 batters in 55.1 innings, allowing just five earned runs with 0.63 ERA...Struck out 111 batters junior season, finishing with 1.2 ERA.

Personal...

Son of John and Linda...Has two brothers, Jon (28) and Joe (25)...Won English Award and Student-Athlete Award in final year at Trinity Catholic...Boasted 4.4 cumulative GPA...Member of Spanish Honor Society...Intends to major in sports administration.

LEPORE CAREER STATISTICS

YEAR	ERA	W-L	APP	IP	H	R	ER	BB	SO	SV	B/AVG
2017	3.60	1-2	5	30.0	27	12	12	7	27	0	.248
2016	2.20	9-0	14	73.2	59	21	18	28	57	0	.221
2015	1.93	0-0	10	14.0	13	5	3	7	10	0	.236
CAREER	2.52	10-2	29	117.2	99	38	33	42	94	0	.225

LEPORE CAREER HIGHS

Innings: 8.0, vs. Dartmouth, 3/3/2017

Hits: 8, vs. Georgia Tech, 3/10/2017

Runs: 7, vs. Georgia Tech, 3/10/2017

Earned Runs: 7, vs. Georgia Tech, 3/10/2017

Strikeouts: 8, vs. FGCU, 5/17/2016

Walks: 4, three times (last vs. FAU, 4/20/2016)

Lepore In 2017

DATE	OPPON.	W/L	IP	H	R	ER	BB	K	NP
2/17	Rutgers	W	6.0	2	0	0	0	7	84
2/24	@Florida	L	6.0	6	1	1	2	6	94
3/3	Dartmouth	L	8.0	4	1	1	3	6	100
3/10	Ga Tech	ND	4.1	8	7	7	1	2	83
3/17	@NC State	ND	5.2	7	3	3	1	6	88

19 JEB BARGFELDT JR LHP OWASSO, OKLA. 6-0, 175 LB.
**The Bargfeldt Profile****B/T:** L/L**High School:** Owasso**Junior College:** Cisco (TX)**Other College:** Wichita State**Career Record:** 1-1**Career ERA:** 2.08**Favorite Pitch:** Changeup**Favorite Sport (non-baseball):** Football**Favorite Movie:** Lone Survivor**Favorite Actor:** Matt Damon**Favorite Music Type:** Country**Favorite Athlete (non-baseball):** Russell Wilson**Favorite Baseball Player:** Madison Bumgarner**Major:** Criminology / **Minors:** Communications, History**Junior (2017)...**

Made first start of Miami career against Rutgers (2/18), tossing 5.2 impressive innings...Scattered five hits and two runs (one earned) with five strikeouts... Father John, head coach of Tulsa softball team, and members of Golden Hurricanes softball were in town for tournament at nearby FAU and watched Jeb make Miami debut...Picked up hard-luck loss at Florida (2/25), tossing six innings and allowing just two runs in 2-0 shutout... Exited with no-decision but pitched six strong innings in eventual 3-2 win over Dartmouth (3/4)...Struck out career-best eight batters against Big Green... Has been teammate and roommate of fellow Hurricane Michael Burns for three years - first at Wichita State, then at Cisco College, now at Miami...Had start at NC State (3/18) cut short due to lightning and weather delay that lasted over 90 minutes...Tossed 2.1 scoreless innings before delay hit in third inning.

Before Miami...

Helped lead Cisco College to Junior College World Series in 2016...Finished only season with Wranglers with 12-1 record...Pitched at Wichita State in 2015 and finished 3-4 in 12 starts...Recorded 4.45 ERA in 58.2 innings with Shockers.

High School/Prep...

Four-year letterwinner at Owasso...Helped lead team to 2013 state championship and perfect 36-0 record...Earned 2014 Rawlings Gold Glove...Named 2013 Louisville Slugger All-American.

Personal...

Parents are John and Barbara...Has one brother and one sister...Father played professional baseball in Chicago Cubs organization and is current head softball coach at Tulsa...Mother works for Oklahoma Heart Institute


BARGFELDT CAREER STATISTICS

YEAR	ERA	W-L	APP	IP	H	R	ER	BB	SO	SV	B/AVG
2017	2.08	1-1	5	26.0	23	7	6	11	22	0	.237
CAREER	2.08	1-1	5	26.0	23	7	6	11	22	0	.237

BARGFELDT CAREER HIGHS**Innings:** 6.0, three times (last vs. Georgia Tech, 3/11/2017)**Hits:** 6, twice (last vs. Georgia Tech, 3/11/2017)**Runs:** 2, three times (last vs. Dartmouth, 3/4/2017)**Earned Runs:** 2, twice (last vs. Dartmouth, 3/4/2017)**Strikeouts:** 8, vs. Dartmouth, 3/4/2017**Walks:** 3, twice (last vs. Georgia Tech, 3/11/2017)**Bargfeldt In 2017**

DATE	OPPON.	W/L	IP	H	R	ER	BB	K	NP
2/18	Rutgers	W	5.2	5	2	1	2	5	86
2/25	@Florida	L	6.0	3	2	2	3	3	89
3/4	Dartmouth	ND	6.0	6	2	2	2	8	95
3/11	Ga Tech	MD	6.0	6	1	1	3	6	106
3/18	@NC State	ND	2.1	3	0	0	1	0	28

18 MICHAEL MEDIAVILLA JR LHP HIALEAH, FLA. 6-5, 225 LB.



The Mediavilla Profile

B/T: R/L

High School: Mater Academy

Career Record: 16-7

Career ERA: 3.31

***2017 PRESEASON ALL-AMERICA**

***2016 RAWLINGS ALL-AMERICA**

***2016 ALL-ACC SECOND TEAM**

Favorite Pitch: Fastball

Favorite Sport (non-baseball): Football

Favorite Movie: Benchwarmers

Favorite Actor: The Rock

Favorite Band: Zac Brown Band

Favorite Athlete (non-baseball): Tom Brady

Favorite Baseball Player: Derek Jeter

Major: Sports Administration / **Minors:** Education

Junior (2017)...

Started series finale against Rutgers (2/19) and allowed six runs (three earned) in 3.1 innings...Made second start of season at Florida (2/26) and allowed three runs in 4.0 innings...Struck out six batters but walked four in 82-pitch outing... Allowed two earned runs in 5.0+ innings vs. Dartmouth (3/5)...Picked up first win of season with six strong innings vs. Georgia Tech (3/12)...Set career mark with 11 strikeouts, all swinging, vs. Yellow Jackets...Earned second straight win with five effective innings at NC State (3/19)...Struck out three batters and allowed four runs (two earned) across 86 pitches against Wolfpack.

Sophomore (2016)...

Recognized with second-team All-America honors from ABCA/Rawlings after shining in first season as member of weekend rotation...Earned third-team All-ACC honors...Recorded 11-2 record and 3.40 ERA in 18 starts...Led all pitchers with 85 strikeouts in team-high 103.1 innings...Walked 43 batters...Held opponents to .233 average, lowest among weekend starters...Became Miami's first 11-game winner since 2008...Finished home regular season schedule with 7-0 record and 1.70 ERA in regular season...Tossed at least six innings in 12 of 18 starts, and went seven innings in five starts...Earned wins over six ranked teams in regular season...Struck out career-high nine batters in start at Virginia Tech (March 12)...Helped clinch first series victory over Florida State in Tallahassee since 2008 with six innings in Game 1 of doubleheader (May 21)...Allowed just two runs in six innings in start against Seminoles at ACC Championship in Durham, N.C. (May 28)...Exited with no decision but tossed seven strong innings with six strikeouts against Long Beach State (June 4) in NCAA Coral Gables Regional start...Struck out seven batters in career-long 7.2 innings in NCAA Super Regional start vs. Boston College (June 10)...Started College World Series opener vs. Arizona (June 18), pitched five innings

True Freshman (2015)...

Served as team's top lefthanded reliever in first season and turned in dominant campaign...Recognized with Louisville Slugger Freshman All-America honors from Collegiate Baseball Newspaper...Recorded 1.94 ERA in team-leading 37 appearances (lowest among qualifying relievers), totaling 53 strikeouts in 41.2 innings...Held opponents to paltry .182 batting average and finished with 3-2 record...53 strikeouts were most among all relievers and fifth-most on staff...Struck out more than one batter in 13 of 37 appearances...Made career debut on Opening Day vs. Rutgers (Feb. 13), tossing 0.2 innings with one strikeout...Made two relief appearances in team's series at Florida (Feb. 20-22) with three strikeouts...Set career high with four strikeouts in 2.0 clean innings of relief at North Carolina (March 28)...Tossed 2.0 innings in back-to-back NCAA Coral Gables Super Regional games vs. VCU (June 5-6) and combined to strike out five batters...Saw action in all three games of team's run at College World Series, tossing 3.2 combined innings with three combined strikeouts.

High School/Prep...

Selected by Cincinnati Reds in 40th Round of 2014 MLB First-Year Player Draft...Ranked No. 240 national high school prospect by Perfect Game...Four-year letterwinner at Mater Academy...Helped lead Mater to 2014 state championship and back-to-back district championships...Finished career with 25-4 record and 237 strikeouts.

MEDIAVILLA CAREER STATISTICS

YEAR	ERA	W-L	APP	IP	H	R	ER	BB	SO	SV	B/AVG
2017	5.40	2-3	5	23.1	28	22	14	12	25	0	.286
2016	3.40	11-2	18	103.1	88	42	39	43	85	0	.233
2015	1.94	3-2	37	41.2	26	13	9	19	53	0	.182
CAREER	3.31	16-7	60	168.1	142	77	62	74	163		.229

MEDIAVILLA CAREER HIGHS

Innings: 7.2, vs. Boston College, 6/10/2016

Hits: 8, twice (last at Georgia Tech, 5/8/2016)

Runs: 8, at Duke, 4/16/2016

Earned Runs: 8, at Duke, 4/16/2016

Strikeouts: 11, vs. Georgia Tech, 3/12/2017

Walks: 5, vs. Virginia, 4/23/2016

Mediavilla In 2017

DATE	OPPON.	W/L	IP	H	R	ER	BB	K	NP
2/19	Rutgers	L	3.1	4	6	3	2	2	88
2/26	@Florida	L	4.0	5	3	3	4	6	82
3/5	Dartmouth	L	5.0+	7	5	2	2	3	90
3/12	Ga Tech	W	6.0	9	4	4	0	11	106
3/19	@NC State	W	5.0	3	4	2	4	3	86



2017 Miami Hurricanes Baseball

Overall Statistics for Miami (FL) (as of Mar 22, 2017)

(All games Sorted by Batting avg)



Record: 10-11 Home: 8-5 Away: 2-6 ACC: 3-3

Player	avg	gp-gs	ab	r	h	2b	3b	hr	rbi	tb	slg%	bb	hp	so	gdp	ob%	sf	sh	sb-att	po	a	e	fld%
Carl Chester	.293	21-21	75	13	22	3	0	2	11	31	.413	10	3	7	1	.393	1	2	3-5	44	2	0	1.000
Michael Burns	.260	19-18	73	6	19	1	1	1	15	25	.342	8	1	10	0	.341	0	0	2-4	37	1	3	.927
Romy Gonzalez	.250	21-21	76	18	19	5	1	5	19	41	.539	11	0	23	1	.337	2	1	6-6	31	49	5	.941
James Davison	.204	18-13	49	8	10	0	1	0	5	12	.245	6	5	18	1	.350	0	5	5-8	27	0	0	1.000
Johnny Ruiz	.200	21-21	70	11	14	5	1	1	7	24	.343	19	0	28	1	.371	0	1	1-2	20	32	1	.981
Joe Gomez	.163	17-15	49	6	8	0	0	2	6	14	.286	4	4	18	1	.281	0	1	0-0	133	16	3	.980
Edgar Michelangeli	.145	19-19	62	8	9	1	0	1	6	13	.210	12	1	23	0	.293	0	0	0-1	8	32	2	.952
Randy Batista	.138	15-9	29	4	4	0	0	0	3	4	.138	8	1	10	1	.342	0	1	0-1	8	10	0	1.000
Christopher Barr	.114	19-14	44	8	5	1	0	0	2	6	.136	11	1	11	2	.304	0	2	0-0	126	7	2	.985

Michael Amditis	.357	6-5	14	1	5	1	0	0	3	6	.429	2	0	2	0	.438	0	0	0-0	33	1	2	.944
Brandon Gali	.290	12-10	31	5	9	2	1	0	5	13	.419	3	0	6	1	.353	0	1	3-4	21	24	2	.957
Nico Baldor	.222	10-2	9	1	2	1	0	0	0	3	.333	2	0	4	1	.364	0	0	0-0	2	0	0	1.000
Barry Buchowski	.200	6-4	15	1	3	1	0	0	1	4	.267	1	2	7	0	.333	0	0	1-1	7	1	0	1.000
Hunter Tackett	.156	12-10	32	1	5	0	0	0	0	5	.156	6	0	12	0	.289	0	0	1-1	13	1	0	1.000
Gregory Veliz	.120	10-7	25	1	3	0	0	0	0	3	.120	3	3	8	0	.290	0	0	0-0	38	5	4	.915
Totals	.210	21	653	92	137	21	5	12	83	204	.312	106	21	187	10	.337	3	14	22-33	557	217	27	.966
Opponents	.247	21	695	102	172	38	3	19	91	273	.393	82	19	174	13	.339	9	11	20-24	550	225	25	.969

LOB - Team (155), Opp (157). DPs turned - Team (15), Opp (16).

(All games Sorted by Earned run avg)

Player	era	w-l	app	gs	cg	sho	sv	ip	h	r	er	bb	so	2b	3b	hr	b/avg	wp	hp	bks	sfa	sha
Jeb Bargfeldt	2.08	1-1	5	5	0	0/0	0	26.0	23	7	6	11	22	4	0	5	.237	0	2	0	0	0
Jesse Lepore	3.60	1-2	5	5	0	0/1	0	30.0	27	12	12	7	27	7	1	1	.248	2	3	1	0	2
Michael Mediavilla	5.40	2-3	5	5	0	0/0	0	23.1	28	22	14	12	25	8	0	4	.286	2	1	2	1	0

Daniel Epstein	0.00	0-0	1	0	0	0/0	0	1.0	1	0	0	0	1	0	0	0	.250	0	0	0	0	0
Gregory Veliz	2.70	2-1	4	4	0	0/0	0	20.0	11	6	6	11	25	3	0	1	.153	1	7	0	1	0
Andrew Cabezas	3.10	0-2	11	0	0	0/1	1	20.1	15	9	7	7	26	3	1	0	.203	2	2	0	0	2
Frankie Bartow	3.24	1-1	9	0	0	0/1	5	8.1	8	3	3	5	3	1	0	1	.267	1	0	0	2	1
Albert Maury Jr.	3.68	1-0	11	0	0	0/0	0	14.2	15	7	6	7	10	1	1	0	.288	0	1	0	3	2
Evan McKendry	3.92	2-1	6	2	0	0/0	0	20.2	18	12	9	9	15	5	0	2	.247	1	2	0	2	4
Keven Pimentel	4.15	0-0	6	0	0	0/0	0	13.0	11	6	6	5	13	3	0	1	.234	2	0	0	0	0
Ryan Guerra	9.64	0-0	5	0	0	0/0	0	4.2	7	5	5	1	1	0	0	2	.350	0	1	0	0	0
Mason Studstill	18.00	0-0	1	0	0	0/0	0	1.0	1	2	2	1	2	0	0	1	.250	0	0	0	0	0
Daniel Rivero	20.25	0-0	3	0	0	0/0	0	2.2	4	6	6	4	4	1	0	1	.333	0	0	0	0	0
Michael Perez	99.00	0-0	2	0	0	0/0	0	0.0	3	5	5	2	0	2	0	0	1.000	0	0	0	0	0
Totals	4.22	10-11	21	21	0	1/1	6	185.2	172	102	87	82	174	38	3	19	.247	11	19	3	9	11
Opponents	3.98	11-10	21	21	0	4/4	5	183.1	137	92	81	106	187	21	5	12	.210	15	21	3	3	14

PB - Team (8), Gomez, J. 5, Buchowski, B 2, Amditis, M. 1, Opp (2). Pickoffs - Team (6), Mediavilla 2, Bargfeldt, J 2, Lepore, J. 1, Cabezas, A. 1, Opp (2).



2017 Miami Hurricanes Baseball
Conference statistics for Miami (FL) (as of Mar 19, 2017)
(ACC games only Sorted by Batting avg)



Record: 3-3 Home: 2-1 Away: 1-2 ACC: 3-3

Player	avg	gp-gs	ab	r	h	2b	3b	hr	rbi	tb	slg%	bb	hp	so	gdp	ob%	sf	sh	sb-att	po	a	e	fld%
Carl Chester	.391	6-6	23	6	9	3	0	0	6	12	.522	4	0	1	1	.464	1	2	2-2	10	0	0	1.000
Michael Burns	.346	6-6	26	3	9	0	1	1	10	14	.538	4	0	4	0	.433	0	0	0-0	18	0	1	.947
Romy Gonzalez	.304	6-6	23	6	7	0	1	1	7	12	.522	5	0	7	0	.400	2	0	2-2	2	9	3	.786
Johnny Ruiz	.300	6-6	20	6	6	2	0	1	4	11	.550	9	0	8	0	.517	0	1	0-0	10	15	0	1.000
Joe Gomez	.278	6-6	18	4	5	0	0	1	5	8	.444	3	3	7	0	.458	0	1	0-0	55	4	0	1.000
James Davison	.261	6-6	23	7	6	0	1	0	1	8	.348	2	3	7	0	.393	0	3	2-5	13	0	0	1.000
Gregory Veliz	.200	4-2	10	1	2	0	0	0	0	2	.200	1	2	2	0	.385	0	0	0-0	4	0	2	.667
Randy Batista	.167	5-4	12	3	2	0	0	0	0	2	.167	2	1	5	0	.333	0	1	0-0	0	0	0	.000
Edgar Michelangeli	.133	4-4	15	1	2	0	0	1	4	5	.333	4	0	5	0	.316	0	0	0-0	4	2	0	1.000
Christopher Barr	.125	6-5	16	5	2	1	0	0	0	3	.188	4	0	4	2	.300	0	2	0-0	35	4	2	.951

Brandon Gali	.375	3-2	8	2	3	1	1	0	2	6	.750	1	0	2	0	.444	0	0	1-1	4	6	0	1.000
Hunter Tackett	.333	1-0	3	0	1	0	0	0	0	1	.333	0	0	1	0	.333	0	0	0-0	0	0	0	.000
Barry Buchowski	.000	2-1	3	0	0	0	0	0	0	0	.000	0	2	3	0	.400	0	0	1-1	0	0	0	.000
Nico Baldor	.000	3-0	1	0	0	0	0	0	0	0	.000	0	0	0	1	.000	0	0	0-0	1	0	0	1.000
Totals	.269	6	201	44	54	7	4	5	39	84	.418	39	11	56	4	.409	3	10	8-11	162	50	8	.964
Opponents	.273	6	220	37	60	18	1	6	32	98	.445	20	3	56	2	.337	3	1	3-4	162	66	13	.946

LOB - Team (58), Opp (48). DPs turned - Team (2), Opp (5).

(ACC games only Sorted by Earned run avg)

Player	era	w-l	app	gs	cg	sho	sv	ip	h	r	er	bb	so	2b	3b	hr	b/avg	wp	hp	bks	sfa	sha
Jeb Bargfeldt	1.08	0-0	2	2	0	0/0	0	8.1	9	1	1	4	6	3	0	0	.257	0	0	0	0	0
Andrew Cabezas	3.38	0-2	4	0	0	0/0	0	8.0	6	5	3	3	12	2	0	0	.200	1	1	0	0	1
Michael Mediavilla	4.91	2-0	2	2	0	0/0	0	11.0	12	8	6	4	14	4	0	3	.261	0	1	0	0	0
Jesse Lepore	9.00	0-0	2	2	0	0/0	0	10.0	15	10	10	2	8	5	0	1	.341	2	1	1	0	0

Ryan Guerra	4.50	0-0	2	0	0	0/0	0	2.0	2	1	1	0	1	0	0	1	.250	0	0	0	0	0
Frankie Bartow	4.50	0-0	2	0	0	0/0	2	2.0	2	1	1	2	1	0	0	0	.250	1	0	0	1	0
Keven Pimentel	5.40	0-0	2	0	0	0/0	0	3.1	3	2	2	2	5	1	0	1	.231	1	0	0	0	0
Albert Maury Jr.	8.44	1-0	4	0	0	0/0	0	5.1	7	5	5	2	6	1	1	0	.333	0	0	0	2	0
Evan McKendry	9.00	0-1	1	0	0	0/0	0	4.0	4	4	4	1	3	2	0	0	.267	1	0	0	0	0
Totals	5.50	3-3	6	6	0	0/0	2	54.0	60	37	33	20	56	18	1	6	.273	6	3	1	3	1
Opponents	6.17	3-3	6	6	0	0/0	2	54.0	54	44	37	39	56	7	4	5	.269	6	11	0	3	10

PB - Team (1), Gomez, J. 1, Opp (1). Pickoffs - Team (2), Mediavilla 1, Lepore, J. 1.



2017 Miami Hurricanes Baseball Games Summary for Miami (FL) (as of Mar 23, 2017) (All games)



Score by innings	1	2	3	4	5	6	7	8	9	EX	Total
Miami (FL)	9	15	18	9	11	2	10	15	3	0	92
Opponents	7	3	7	15	17	12	15	12	12	2	102

Record when ...

Overall	10-11	After 6 leading	8-2
Conference	3-3 trailing	1-9
Non-Conference	7-8 tied	1-0
Home games	8-5	After 7 leading	9-0
Away games	2-6 trailing	0-10
Neutral site	0-0 tied	1-1
Day games	2-4	After 8 leading	9-0
Night games	8-7 trailing	0-9
vs Left starter	2-2 tied	1-2
vs Right starter	8-9		
1-Run games	2-3	Hit 0 home runs	5-8
2-Run games	3-3	... 1 home run	3-1
5+Run games	2-3	... 2+ home runs	2-2
Extra innings	0-1		
Shutouts	1-4	Opponent 0 home runs	3-7
	 1 home run	3-2
	 2+ HRs	4-2
Scoring 0-2 runs	0-8		
..... 3-5 runs	4-2		
..... 6-9 runs	4-1	Made 0 errors	3-5
..... 10+ runs	2-0 1 error	5-1
	 2+ errors	2-5
Opponent 0-2 runs	4-3		
..... 3-5 runs	4-4	Opp. made 0 errors	3-5
..... 6-9 runs	2-2 1 error	2-3
..... 10+ runs	0-2 2+ errors	5-3
Scored in 1st inning	3-1		
Opp. scored in 1st	2-4	Out-hit opponent	6-2
Scores first	6-3	Out-hit by opponent	3-8
Opp. scores first	4-8	Hits are tied	1-1

Record when team scores:

Runs	0	1	2	3	4	5	6	7	8	9	10+
W-L	0-4	0-1	0-3	2-1	1-0	1-1	0-1	3-0	1-0	0-0	2-0

Record when opponent scores:

Runs	0	1	2	3	4	5	6	7	8	9	10+
W-L	1-0	0-2	3-1	1-1	1-0	2-3	0-1	1-1	1-0	0-0	0-2

Record when leading after:

Inn.	1	2	3	4	5	6	7	8
W-L	3-1	7-1	9-1	9-2	8-2	8-2	9-0	9-0

Record when trailing after:

Inn.	1	2	3	4	5	6	7	8
W-L	1-4	0-5	0-6	0-7	1-8	1-9	0-10	0-9

Record when tied after:

Inn.	1	2	3	4	5	6	7	8
W-L	6-6	3-5	1-4	1-2	1-1	1-0	1-1	1-2



**2017 Miami Hurricanes Baseball
Game Results for Miami (FL) (as of Mar 23, 2017)
(All games)**



Date	Opponent	Score	Inns	Overall	ACC	Pitcher of record	Attend	Time
Feb 17, 2017	RUTGERS	w 3-0	9	1-0-0	0-0-0	Lepore, J. (W 1-0)	3135	2:29
Feb 18, 2017	RUTGERS	w 8-4	9	2-0-0	0-0-0	Bargfeldt, J (W 1-0)	3109	3:01
Feb 19, 2017	RUTGERS	L 6-17	9	2-1-0	0-0-0	Mediavilla (L 0-1)	2614	4:00
Feb 24, 2017	at #2 Florida	L 0-1	9	2-2-0	0-0-0	Lepore, J. (L 1-1)	5385	2:36
Feb 25, 2017	at #2 Florida	L 0-2	9	2-3-0	0-0-0	Bargfeldt, J (L 1-1)	6160	2:28
Feb 26, 2017	at #2 Florida	L 2-6	9	2-4-0	0-0-0	Mediavilla (L 0-2)	5262	2:43
03/01/17	at Florida Atlantic	w 5-2	9	3-4-0	0-0-0	McKendry, E. (W 1-0)	1729	3:31
Mar 03, 2017	DARTMOUTH	L 0-1	9	3-5-0	0-0-0	Lepore, J. (L 1-2)	2113	2:14
Mar 04, 2017	DARTMOUTH	w 3-2	9	4-5-0	0-0-0	Bartow, F. (W 1-0)	3088	2:50
Mar 05, 2017	DARTMOUTH	L 0-5	9	4-6-0	0-0-0	Mediavilla (L 0-3)	2627	2:41
Mar 07, 2017	FIU	L 1-12	9	4-7-0	0-0-0	Veliz, G. (L 0-1)	2440	2:58
Mar 08, 2017	at FIU	L 2-3	9	4-8-0	0-0-0	Bartow, F. (L 1-1)	1564	2:50
* Mar 10, 2017	#23 GEORGIA TECH	w 10-8	9	5-8-0	1-0-0	Maury Jr., A (W 1-0)	2546	3:18
* Mar 11, 2017	#23 GEORGIA TECH	L 5-7 (11)		5-9-0	1-1-0	Cabezas, A. (L 0-1)	2577	4:17
* Mar 12, 2017	#23 GEORGIA TECH	w 17-7	9	6-9-0	2-1-0	Mediavilla (W 1-3)	2957	3:23
Mar 14, 2017	MAINE	w 4-3	9	7-9-0	2-1-0	McKendry, E. (W 2-0)	2327	2:16
Mar 15, 2017	MAINE	w 7-2	9	8-9-0	2-1-0	Veliz, G. (W 1-1)	2431	3:02
* Mar 17, 2017	at NC State	L 3-5	9	8-10-0	2-2-0	Cabezas, A. (L 0-2)	2463	2:47
* Mar 18, 2017	at NC State	L 2-5	9	8-11-0	2-3-0	McKendry, E. (L 2-1)	2511	4:24
* Mar 19, 2017	at NC State	w 7-5	9	9-11-0	3-3-0	Mediavilla (W 2-3)	2897	2:50
Mar 22, 2017	FLORIDA ATLANTIC	w 7-5	9	10-11-0	3-3-0	Veliz, G. (W 2-1)	2375	2:50

* = Conference game

() extra inning game

**2017 Miami Hurricanes Baseball
Team Game-by-Game for Miami (FL) (as of Mar 23, 2017)
Batting (All games)**

Date	Opponent	ab	r	h	rbi	2b	3b	hr	tb	bb	ibb	sb	cs	hbp	sac	sf	gdp	k	po	a	e	lob	avg
Feb 17	RUTGERS	30	3	4	2	1	0	1	8	3	0	0	0	0	0	0	1	9	27	8	0	6	.133
Feb 18	RUTGERS	31	8	8	8	3	0	0	11	4	0	3	0	0	0	0	0	5	27	10	1	3	.197
Feb 19	RUTGERS	34	6	8	6	2	0	0	10	10	0	3	1	2	0	0	0	9	27	14	6	13	.211
Feb 24	at Florida	30	0	2	0	1	0	0	3	1	0	1	0	0	0	0	0	9	24	6	0	4	.176
Feb 25	at Florida	30	0	5	0	0	0	0	5	3	0	2	1	0	0	0	1	13	24	8	1	6	.174
Feb 26	at Florida	30	2	5	2	0	0	2	11	5	0	0	0	1	1	0	1	11	24	15	3	8	.173
03/01/17	at Florida Atlantic	31	5	7	5	1	0	1	11	5	0	1	1	1	1	0	0	11	27	10	1	6	.181
Mar 03	DARTMOUTH	28	0	2	0	1	0	0	3	1	0	0	0	0	0	0	0	12	27	14	0	2	.168
Mar 04	DARTMOUTH	30	3	8	2	1	0	0	9	2	1	1	0	1	0	0	1	5	27	11	0	5	.179
Mar 05	DARTMOUTH	35	0	8	0	0	0	0	8	1	0	0	0	1	0	0	0	8	27	12	3	10	.184
Mar 07	FIU	29	1	3	1	1	0	0	4	4	0	0	1	0	0	0	0	11	27	14	2	5	.178
Mar 08	at FIU	29	2	3	2	1	0	0	4	5	0	0	1	1	1	0	0	12	26	12	0	7	.172
*Mar 10	GEORGIA TECH	30	10	10	9	2	3	0	18	7	0	2	0	2	3	1	0	11	27	5	1	9	.184
*Mar 11	GEORGIA TECH	42	5	12	5	2	0	1	17	7	3	1	2	4	1	1	0	10	33	11	3	17	.194
*Mar 12	GEORGIA TECH	37	17	15	15	2	0	2	23	9	1	3	0	4	2	0	1	7	27	3	2	11	.210
Mar 14	MAINE	24	4	3	3	1	0	1	7	5	0	1	2	1	1	0	0	6	27	16	1	3	.206
Mar 15	MAINE	30	7	8	6	1	0	0	9	13	0	1	0	1	0	0	2	5	27	10	1	13	.209
*Mar 17	at NC State	28	3	5	3	0	0	2	11	5	0	0	1	0	2	1	1	13	24	9	0	6	.208
*Mar 18	at NC State	29	2	6	2	1	1	0	9	5	0	1	0	0	2	0	2	6	24	11	0	7	.208
*Mar 19	at NC State	35	7	6	5	0	0	0	6	6	0	1	0	1	0	0	0	9	27	11	2	8	.206
Mar 22	FLORIDA ATLANTIC	31	7	9	7	0	1	2	17	5	0	1	1	1	0	0	0	5	27	7	0	6	.210
Totals		653	92	137	83	21	5	12	204	106	5	22	11	21	14	3	10	187	557	217	27	155	.210

2017 Miami Hurricanes Baseball
Team Game-by-Game for Miami (FL) (as of Mar 23, 2017)
Pitching (All games)

Date	Opponent	ip	h	r	er	bb	so	2b	3b	hr	wp	bk	hbp	dp	ibb	score	w-l	sv	era
Feb 17	RUTGERS	9.0	3	0	0	1	9	0	0	0	1	0	0	1	0	3-0	1-0	1	0.00
Feb 18	RUTGERS	9.0	9	4	3	3	7	0	0	2	0	0	1	2	0	8-4	2-0	1	1.50
Feb 19	RUTGERS	9.0	16	17	14	9	4	5	0	1	0	1	0	2	1	6-17	2-1	1	5.67
Feb 24	at Florida	8.0	8	1	1	3	8	0	1	0	0	0	1	1	0	0-1	2-2	1	4.63
Feb 25	at Florida	8.0	3	2	2	4	6	1	0	2	0	0	0	1	0	0-2	2-3	1	4.19
Feb 26	at Florida	8.0	9	6	4	7	7	3	0	0	1	0	0	1	0	2-6	2-4	1	4.24
03/01/17	at Florida Atlantic	9.0	7	2	2	4	6	2	0	0	0	0	2	1	0	5-2	3-4	2	3.90
Mar 03	DARTMOUTH	9.0	5	1	1	4	7	2	1	0	0	0	1	2	1	0-1	3-5	2	3.52
Mar 04	DARTMOUTH	9.0	6	2	2	4	10	0	0	2	0	0	1	2	0	3-2	4-5	2	3.35
Mar 05	DARTMOUTH	9.0	7	5	2	4	6	0	0	1	2	1	0	0	0	0-5	4-6	2	3.21
Mar 07	FIU	9.0	12	12	12	6	11	3	0	2	0	0	3	0	0	1-12	4-7	2	4.03
Mar 08	at FIU	8.2	6	3	2	3	9	1	0	0	0	0	0	0	1	2-3	4-8	2	3.87
*Mar 10	GEORGIA TECH	9.0	12	8	8	3	10	3	0	1	1	1	1	0	0	10-8	5-8	3	4.20
*Mar 11	GEORGIA TECH	11.0	12	7	5	5	12	4	0	0	0	0	1	0	1	5-7	5-9	3	4.19
*Mar 12	GEORGIA TECH	9.0	12	7	7	2	15	4	0	4	1	0	0	0	0	17-7	6-9	3	4.38
Mar 14	MAINE	9.0	8	3	2	2	9	1	0	1	0	0	2	0	0	4-3	7-9	4	4.23
Mar 15	MAINE	9.0	7	2	2	4	10	1	0	0	1	0	2	0	0	7-2	8-9	5	4.09
*Mar 17	at NC State	8.0	9	5	5	4	9	4	0	0	3	0	0	0	0	3-5	8-10	5	4.17
*Mar 18	at NC State	8.0	10	5	5	2	4	2	1	0	1	0	0	1	0	2-5	8-11	5	4.24
*Mar 19	at NC State	9.0	5	5	3	4	6	1	0	1	0	0	1	1	0	7-5	9-11	6	4.18
Mar 22	FLORIDA ATLANTIC	9.0	6	5	5	4	9	1	0	2	0	0	3	0	0	7-5	10-11	6	4.22
Totals		185.2	172	102	87	82	174	38	3	19	11	3	19	15	4	92-102	10-11	6	4.22



**2017 Miami Hurricanes Baseball
Miscellaneous Stats for Miami (FL) (as of Mar 23, 2017)
(All games)**



Multiple Hit Games	2	3	4	5+	Total
Carl Chester	5	-	1	-	6
Romy Gonzalez	6	-	-	-	6
Michael Burns	4	1	-	-	5
Edgar Michelangeli	2	-	-	-	2
James Davison	1	1	-	-	2
Joe Gomez	2	-	-	-	2
Brandon Gali	2	-	-	-	2
Michael Amditis	-	1	-	-	1
Johnny Ruiz	-	1	-	-	1
Hunter Tackett	1	-	-	-	1
TEAM	23	4	1	0	28

Multiple RBI Games	2	3	4	5+	Total
Romy Gonzalez	6	1	-	-	7
Carl Chester	4	-	-	-	4
Michael Burns	-	2	-	1	3
Johnny Ruiz	2	-	-	-	2
Randy Batista	1	-	-	-	1
James Davison	1	-	-	-	1
Edgar Michelangeli	1	-	-	-	1
Michael Amditis	-	1	-	-	1
Joe Gomez	-	1	-	-	1
TEAM	15	5	0	1	21

Hitting Streaks	Longest	Current
Carl Chester	9	1
Romy Gonzalez	6	-
Johnny Ruiz	5	1
Michael Burns	4	3
Randy Batista	3	-
James Davison	3	1
Brandon Gali	3	3
Joe Gomez	3	3
Hunter Tackett	2	-
Michael Amditis	2	2
Christopher Barr	2	-
Nico Baldor	1	-
Gregory Veliz	1	1
Barry Buchowski	1	1
Edgar Michelangeli	1	1

Reached Base Streaks	Longest	Current
Carl Chester	15	1
Johnny Ruiz	15	15
Romy Gonzalez	9	9
Michael Burns	7	3
Hunter Tackett	6	-
Gregory Veliz	5	5
Joe Gomez	5	4
Edgar Michelangeli	5	1
Randy Batista	5	5
James Davison	5	1
Christopher Barr	3	1
Barry Buchowski	3	3
Brandon Gali	3	3
Michael Amditis	2	2
Nico Baldor	2	-



**2017 Miami Hurricanes Baseball
Overall Statistics for Miami (FL) (as of Mar 23, 2017)
(2016 Series vs. UNC Sorted by Batting avg)**



Record: 3-0 Home: 3-0 Away: 0-0 ACC: 3-0

Player	avg	gp-gs	ab	r	h	2b	3b	hr	rbi	tb	slg%	bb	hp	so	gdp	ob%	sf	sh	sb-att	po	a	e	fld%
Carl Chester	.538	3-3	13	3	7	1	0	0	2	8	.615	1	0	1	0	.571	0	1	0-0	10	0	0	1.000
Christopher Barr	.417	3-3	12	5	5	0	0	0	2	5	.417	2	0	2	0	.500	0	1	1-1	25	2	1	.964
Zack Collins	.400	3-3	10	2	4	1	0	0	3	5	.500	3	0	3	0	.538	0	0	0-0	18	1	0	1.000
Brandon Lopez	.385	3-3	13	2	5	1	0	0	5	6	.462	1	0	1	1	.429	0	0	0-0	2	4	0	1.000
Johnny Ruiz	.273	3-3	11	2	3	0	0	0	3	3	.273	2	0	3	0	.357	1	0	1-1	6	9	0	1.000
Willie Abreu	.273	3-3	11	1	3	1	0	0	3	4	.364	1	1	3	0	.385	0	0	0-0	6	1	0	1.000
Jacob Heyward	.200	3-3	10	3	2	1	0	0	3	3	.300	3	1	5	0	.429	0	0	0-0	6	0	0	1.000
Edgar Michelangeli	.083	3-3	12	1	1	1	0	0	0	2	.167	1	0	5	0	.154	0	0	0-0	2	7	0	1.000

Randy Batista	.500	2-1	2	2	1	0	0	0	0	1	.500	2	0	1	0	.750	0	0	1-1	0	0	0	.000
Peter Crocitto	.143	2-2	7	2	1	0	0	0	0	1	.143	1	0	1	0	.250	0	0	0-0	0	0	0	.000
Joe Gomez	.000	1-0	0	1	0	0	0	0	0	0	.000	0	0	0	0	.000	0	0	0-0	3	0	0	1.000
Totals	.317	3	101	24	32	6	0	0	21	38	.376	17	2	25	1	.421	1	2	3-3	81	26	1	.991
Opponents	.220	3	100	11	22	7	0	2	11	35	.350	10	1	22	0	.295	1	2	1-1	72	27	7	.934

LOB - Team (28), Opp (22). DPs turned - Team (1), Opp (1). CI - Team (0), Opp (1).

(2016 Series vs. UNC Sorted by Earned run avg)

Player	era	w-l	app	gs	cg	sho	sv	ip	h	r	er	bb	so	2b	3b	hr	b/avg	wp	hp	bk	sfa	sha
Thomas Woodrey	2.57	1-0	1	1	0	0/0	0	7.0	4	3	2	3	2	2	0	0	.160	0	0	0	0	0
Michael Mediavilla	3.68	1-0	1	1	0	0/0	0	7.1	4	3	3	1	5	2	0	2	.167	0	1	0	1	1
Danny Garcia	7.36	0-0	1	1	0	0/0	0	3.2	6	3	3	4	3	2	0	0	.375	0	0	0	0	1

Bryan Garcia	0.00	0-0	2	0	0	0/0	1	2.1	1	0	0	0	3	0	0	0	.125	0	0	0	0	0
Andrew Cabezas	0.00	1-0	1	0	0	0/0	0	2.1	2	0	0	0	4	0	0	0	.222	0	0	0	0	0
Keven Pimentel	3.86	0-0	2	0	0	0/0	0	2.1	3	1	1	2	3	0	0	0	.300	0	0	0	0	0
Frankie Bartow	4.50	0-0	2	0	0	0/0	0	2.0	2	1	1	0	2	1	0	0	.250	0	0	0	0	0
Totals	3.33	3-0	3	3	0	0/0	1	27.0	22	11	10	10	22	7	0	2	.220	0	1	0	1	2
Opponents	7.50	0-3	3	3	0	0/0	0	24.0	32	24	20	17	25	6	0	0	.317	9	2	0	1	2

PB - Team (0), Opp (3). Pickoffs - Team (0), Opp (1).



2016 Miami Hurricanes Baseball

#9 North Carolina at #3 Miami (FL)

Apr 01, 2016 at Coral Gables, Fla. (Alex Rodriguez Park)



North Carolina 4 (20-5,6-4 ACC)

Miami (FL) 10 (21-4,8-2 ACC)

Player	ab	r	h	rbi	bb	so	po	a	lob
Brian Miller 1b	4	2	0	0	1	0	9	0	3
Adam Pate rf	4	0	1	1	1	2	1	1	0
Brandon Riley dh	4	0	1	1	1	0	0	0	2
Tyler Ramirez cf	4	0	0	0	0	1	3	0	0
Logan Warmoth ss	4	0	1	2	0	0	1	2	1
Tyler Lynn lf	4	0	0	0	0	1	1	0	2
Eli Sutherland 2b	3	0	1	0	0	0	1	2	0
Kyle Datres ph	1	0	0	0	0	0	0	0	0
Cody Roberts c	2	0	1	0	0	1	6	0	0
Brendan Illies ph/c	1	0	0	0	0	0	2	0	0
Wyatt Cross ph	0	1	0	0	1	0	0	0	0
Zack Gahagan 3b	2	1	1	0	1	0	0	2	0
Ryder Ryan ph	1	0	1	0	0	0	0	0	0
Zac Gallen p	0	0	0	0	0	0	0	2	0
Cole Aker p	0	0	0	0	0	0	0	0	0
Chris McCue p	0	0	0	0	0	0	0	0	0
Taylor Sugg p	0	0	0	0	0	0	0	0	0
Rodney Hutchison p	0	0	0	0	0	0	0	1	0
Totals	34	4	7	4	5	5	24	10	8

Player	ab	r	h	rbi	bb	so	po	a	lob
Carl Chester cf	4	0	2	1	0	1	5	0	0
Christopher Barr 1b	4	2	2	0	1	1	7	1	0
Zack Collins c	4	1	2	2	0	1	2	0	0
Joe Gomez c	1	1	0	0	0	0	3	0	0
Jacob Heyward lf	3	2	1	1	2	0	2	0	0
Johnny Ruiz 2b	4	1	2	1	1	2	2	4	0
Brandon Lopez ss	5	1	2	2	0	1	0	1	3
Willie Abreu rf	4	0	2	2	0	0	2	1	0
Edgar Michelangeli 3b	4	1	1	0	1	1	2	2	4
Peter Crocitto dh	4	1	1	0	0	0	0	0	3
Thomas Woodrey p	0	0	0	0	0	0	2	1	0
Keven Pimentel p	0	0	0	0	0	0	0	0	0
Totals	37	10	15	9	5	7	27	10	10

Score by Innings	1	2	3	4	5	6	7	8	9	R	H	E
North Carolina	1	0	0	0	0	0	0	2	1	4	7	3
Miami (FL)	0	1	0	0	4	3	0	2	X	10	15	1

E - Sutherland(6); Roberts, C(4); Illies, B(1); Barr, C.(2). DP - NC 1; Miami (FL) 1. LOB - NC 8; Miami (FL) 10. 2B - Riley, B(8); Sutherland(5); Collins, Z.(3); Abreu, W.(6); Michelangeli(2). HBP - Abreu, W.. SH - Chester, C.(7). SB - Barr, C.(7); Ruiz, J.(2).

North Carolina	ip	h	r	er	bb	so	ab	bf	np
Zac Gallen	4.2	11	5	5	1	4	23	25	91
Cole Aker	1.0	0	2	2	3	1	3	6	37
Chris McCue	0.0	0	1	1	1	0	0	1	5
Taylor Sugg	1.1	2	0	0	0	1	5	6	31
Rodney Hutchison	1.0	2	2	0	0	1	6	6	34

Miami (FL)	ip	h	r	er	bb	so	ab	bf	np
Thomas Woodrey	7.0	4	3	2	3	2	25	28	102
Keven Pimentel	2.0	3	1	1	2	3	9	11	38

Win - Woodrey, T. (3-2). Loss - Gallen, Z (3-2). Save - None.

WP - Gallen, Z(2); McCue, C(1); Sugg, T(1); Hutchison, R(1). HBP - by Sugg, T (Abreu, W.). Pitches/strikes: Gallen, Z 91/58; Aker, C 37/16; McCue, C 5/1; Sugg, T 31/20; Hutchison, R 34/22; Woodrey, T. 102/60; Pimentel, K. 38/22.

Umpires - HP: David Savage 1B: Barry Chambers 2B: Anthony Carilli 3B: Jack Furlong

Start: 7:02 p.m Time: 3:28 Attendance: 3243

McCue, C faced 1 batter in the 6th.

Woodrey, T. faced 2 batters in the 8th.



2016 Miami Hurricanes Baseball
#9 North Carolina at #3 Miami (FL)
 Apr 02, 2016 at Coral Gables, Fla. (Alex Rodriguez Park)


North Carolina 3 (20-6,6-5 ACC)
Miami (FL) 7 (22-4,9-2 ACC)

Player	ab	r	h	rbi	bb	so	po	a	lob	avg
Brian Miller lf	3	0	0	0	0	0	2	0	0	.324
Adam Pate rf	4	0	0	0	0	0	0	0	0	.272
Brandon Riley dh	4	0	0	0	0	2	0	0	1	.295
Tyler Ramirez cf	4	1	1	1	0	1	0	0	0	.394
Logan Warmoth ss	4	1	2	0	0	1	0	3	0	.317
Eli Sutherland 2b	2	0	0	0	0	1	3	1	0	.300
Tyler Lynn ph	1	0	0	0	0	1	0	0	0	.227
Kyle Datres 3b	2	0	0	1	0	1	3	0	1	.237
Cody Roberts c	2	0	0	0	1	0	9	1	0	.244
Zack Gahagan 1b	3	1	1	1	0	1	7	1	1	.339
J.B. Bukauskas p	0	0	0	0	0	0	0	0	0	-
A.J. Bogucki p	0	0	0	0	0	0	0	1	0	-
Hunter Williams p	0	0	0	0	0	0	0	0	0	-
Brett Daniels p	0	0	0	0	0	0	0	0	0	-
Totals	29	3	4	3	1	8	24	7	3	

Player	ab	r	h	rbi	bb	so	po	a	lob	avg
Carl Chester cf	5	1	2	1	0	0	3	0	0	.379
Christopher Barr 1b	5	2	2	2	0	0	9	0	2	.274
Zack Collins c	4	1	2	0	0	1	7	1	0	.430
Jacob Heyward lf	3	0	0	0	0	2	3	0	0	.216
Johnny Ruiz 2b	3	1	1	1	1	0	3	3	2	.350
Brandon Lopez ss	4	0	3	3	0	0	1	2	1	.385
Willie Abreu rf	3	1	0	0	1	2	1	0	2	.255
Edgar Michelangeli 3b	4	0	0	0	0	3	0	1	0	.301
Peter Crocitto dh	3	1	0	0	1	1	0	0	0	.200
Randy Batista pr	0	0	0	0	0	0	0	0	0	.189
Michael Mediavilla p	0	0	0	0	0	0	0	0	0	-
Frankie Bartow p	0	0	0	0	0	0	0	0	0	-
Bryan Garcia p	0	0	0	0	0	0	0	0	0	-
Totals	34	7	10	7	3	9	27	7	7	

Score by Innings	1	2	3	4	5	6	7	8	9	R	H	E
North Carolina	0	2	0	0	0	0	0	1	0	3	4	2
Miami (FL)	0	0	5	0	1	0	0	1	0	7	10	0

E - Roberts, C; Williams, H. LOB - NC 3; Miami (FL) 7. 2B - Warmoth, L 2; Chester, C.; Lopez, B.. HR - Ramirez, T; Gahagan, Z. HBP - Miller, B; Heyward, J.. SH - Sutherland. SF - Datres, K.

North Carolina	ip	h	r	er	bb	so	ab	bf	np	era
J.B. Bukauskas	5.0	7	6	5	2	6	22	24	98	4.15
A.J. Bogucki	2.0	1	0	0	0	2	7	8	33	1.90
Hunter Williams	0.0	1	1	1	1	0	1	2	8	2.20
Brett Daniels	1.0	1	0	0	0	1	4	4	13	0.00

Miami (FL)	ip	h	r	er	bb	so	ab	bf	np	era
Michael Mediavilla	7.1	4	3	3	1	5	24	28	112	2.89
Frankie Bartow	0.2	0	0	0	0	1	2	2	6	2.75
Bryan Garcia	1.0	0	0	0	0	2	3	3	11	2.55

Win - Mediavilla (5-0). Loss - Bukauskas, J (4-1). Save - None.

WP - Bukauskas, J 2. HBP - by Bogucki, A (Heyward, J.); by Mediavilla (Miller, B). PB - Roberts, C 2.

Pitches/strikes: Bukauskas, J 98/63; Bogucki, A 33/20; Williams, H 8/4; Daniels, B 13/9; Mediavilla 112/70; Bartow, F. 6/4; Garcia, B. 11/7.

Umpires - HP: Barry Chambers 1B: Anthony Carilli 2B: Jack Furlong 3B: David Savage

Start: 7:02 p.m Time: 2:47 Attendance: 3441



2016 Miami Hurricanes Baseball
#9 North Carolina at #3 Miami (FL)
 Apr 03, 2016 at Coral Gables, Fla. (Alex Rodriguez Park)

**North Carolina 4 (20-7,6-6 ACC)****Miami (FL) 7 (23-4,10-2 ACC)**

Player	ab	r	h	rbi	bb	so	po	a	lob
Brian Miller lf	4	0	3	3	1	1	2	0	0
Eli Sutherland 2b	5	0	0	0	0	1	1	3	1
Tyler Ramirez cf	4	0	1	0	1	2	1	0	2
Logan Warmoth ss	5	0	1	0	0	1	1	5	4
Brandon Riley dh	5	1	2	0	0	1	0	0	0
Adam Pate rf	4	0	1	0	0	2	0	0	3
Kyle Datres 3b	2	1	0	0	1	1	0	1	1
Ryder Ryan ph/1b	1	0	0	0	0	0	0	0	0
Zack Gahagan 1b/3b	4	1	1	1	0	0	9	0	0
Brendan Illies c	1	0	1	0	1	0	5	1	0
Tyler Lynn ph	1	0	0	0	0	0	0	0	0
Cody Roberts c	1	1	1	0	0	0	5	0	0
Jason Morgan p	0	0	0	0	0	0	0	0	0
A.J. Bogucki p	0	0	0	0	0	0	0	0	0
Brett Daniels p	0	0	0	0	0	0	0	0	0
Spencer Trayner p	0	0	0	0	0	0	0	0	0
Zach Rice p	0	0	0	0	0	0	0	0	0
Cole Aker p	0	0	0	0	0	0	0	0	0
Totals	37	4	11	4	4	9	24	10	11

Player	ab	r	h	rbi	bb	so	po	a	lob
Carl Chester cf	4	2	3	0	1	0	2	0	0
Christopher Barr 1b	3	1	1	0	1	1	9	1	0
Zack Collins c	2	0	0	1	3	1	9	0	0
Jacob Heyward lf	4	1	1	2	1	3	1	0	6
Johnny Ruiz 2b	4	0	0	1	0	1	1	2	0
Brandon Lopez ss	4	1	0	0	1	0	1	1	3
Willie Abreu rf	4	0	1	1	0	1	3	0	0
Edgar Michelangeli 3b	4	0	0	0	0	1	0	4	2
Randy Batista dh	2	2	1	0	2	1	0	0	0
Danny Garcia p	0	0	0	0	0	0	0	1	0
Keven Pimentel p	0	0	0	0	0	0	0	0	0
Andrew Cabezas p	0	0	0	0	0	0	1	0	0
Frankie Bartow p	0	0	0	0	0	0	0	0	0
Bryan Garcia p	0	0	0	0	0	0	0	0	0
Totals	31	7	7	5	9	9	27	9	11

Score by Innings	1	2	3	4	5	6	7	8	9	R	H	E
North Carolina	0	3	0	0	0	0	0	1	0	4	11	2
Miami (FL)	0	0	0	0	5	0	0	2	X	7	7	0

E - Warmoth, L; Datres, K. LOB - NC 11; Miami (FL) 11. 2B - Miller, B 2; Pate, A; Heyward, J.. SH - Pate, A; Barr, C.. SF - Ruiz, J.. SB - Ramirez, T; Batista, R..

North Carolina	ip	h	r	er	bb	so	ab	bf	np
Jason Morgan	4.0	3	3	3	4	3	15	20	68
A.J. Bogucki	0.2	1	2	2	1	1	2	4	15
Brett Daniels	2.1	1	0	0	1	3	9	10	42
Spencer Trayner	0.1	2	2	1	1	1	3	4	18
Zach Rice	0.0	0	0	0	1	0	0	1	4
Cole Aker	0.2	0	0	0	1	1	2	3	15

Miami (FL)	ip	h	r	er	bb	so	ab	bf	np
Danny Garcia	3.2	6	3	3	4	3	16	21	77
Keven Pimentel	0.1	0	0	0	0	0	1	1	2
Andrew Cabezas	2.1	2	0	0	0	4	9	9	38
Frankie Bartow	1.1	2	1	1	0	1	6	6	20
Bryan Garcia	1.1	1	0	0	0	1	5	5	10

Win - Cabezas, A. (2-0). Loss - Bogucki, A (2-1). Save - Garcia, B. (9).

WP - Bogucki, A; Daniels, B 2. PB - Roberts, C. Pitches/strikes: Morgan, J 68/39; Bogucki, A 15/8; Daniels, B 42/23; Trayner, S 18/9; Rice, Z 4/0; Aker, C 15/6; Garcia, D. 77/48; Pimentel, K. 2/1; Cabezas, A. 38/23; Bartow, F. 20/14; Garcia, B. 10/9.

Umpires - HP: Anthony Carilli 1B: Jack Furlong 2B: David Savage 3B: Barry Chambers

Start: 1:02 p.m Time: 3:30 Attendance: 3125

Morgan, J faced 3 batters in the 5th.

Rice, Z faced 1 batter in the 8th.