



2015 MIAMI BASEBALL GAME NOTES

Miami Athletic Communications • 5821 San Amaro Drive • Coral Gables, FL 33146

HurricaneSports.com • Facebook: Facebook.com/TheUBaseball • Twitter: @CanesBaseball • Instagram: @TheUBaseball

Home to Four National Championships (1982, 1985, 1999, 2001) and 42 Consecutive NCAA Postseason Appearances

SERIES INFORMATION

Dates: April 10-12, 2015

Game Times: 7 p.m. | 7 p.m. | 1 p.m.

Site: Coral Gables, Fla. / Mark Light Field (4,999)

Video: Canes All-Access (HurricaneSports.com) (\$)

Flagship Radio: 560 WQAM | WQAM.com (Friday, Sunday)

UM Student Radio: WVUM 90.5 FM | WVUM.org (all games)

Live Stats: HurricaneSports.com

Twitter Updates: @CanesBaseball / @HurricaneSports

Postgame Recap: HurricaneSports.com

Series History: Miami leads, 23-7

Miami: Miami leads, 10-2

Blacksburg: Miami leads, 13-5

Neutral Site: N/A

First Meeting: April 8, 2005 - Miami won, 7-3

Last Meeting: April 6, 2014 - Miami won, 9-2

Streak: Miami, three wins

#11 MIAMI

25-9, 11-4 ACC

2014: 44-19, 24-6 ACC (first place, Coastal)

Last Game: April 8, 2015
4-3 win, FAU (10 innings)

Head Coach: Jim Morris (Elon, 1973)
DI Career: 1,460-640-4 (34th season)
at UM: 956-373-3 (22nd season)

Friday: JR LHP Thomas Woodrey (3-1, 2.28 ERA)
Saturday: R-JR LHP Andy Suarez (3-0, 2.00 ERA)
Sunday: JR RHP Enrique Sosa (4-3, 4.35 ERA)

VIRGINIA TECH

17-17, 7-8 ACC

2014: 21-31-1, 9-21 ACC (last place, Coastal)

Last Game: April 6, 2015
7-15 loss, Radford

Head Coach: Patrick Mason (Northeastern, 2007)
DI Career: 38-48-1 (second season)
at VT: 38-48-1 (second season)

Friday: SR LHP Sean Keselica (4-1, 2.36 ERA)
Saturday: R-JR LHP Jon Woodcock (2-1, 3.21 ERA)
Sunday: TBA

UM ATHLETICS COMMUNICATIONS

Camron Ghorbi (Miami, 2011)
c.ghorbi@miami.edu | @CamronGhorbi
(305) 284-3230 (office)
(786) 877-7329 (cell)



GAMES 35-37

CORAL GABLES, FLA. (ALEX RODRIGUEZ PARK AT MARK LIGHT FIELD)



#11 MIAMI HURRICANES (25-9, 11-4 ACC)

Head Coach: Jim Morris (Elon, 1973)

Career Division I Record: 1,460-640-4 (34th season) | Record at Miami: 956-373-3 (22nd season)



VS.

VIRGINIA TECH HOKIES (17-17, 7-8 ACC)

Head Coach: Patrick Mason (Northeastern, 2007)

Career Division I Record: 38-48-1 (second season) | Record at VT: 38-48-1 (second season)

WEEKEND SERIES STORYLINES & NOTABLES

- Miami continues a nine-game homestand with an ACC series against Virginia Tech at Mark Light Field beginning April 10.
- Miami is ranked in the top 15 of every college baseball poll. The Hurricanes check in at #9 in *Perfect Game's* top 25, #11 by *Baseball America*, #11 by NCBWA, #11 in the Coaches' Poll, #11 by *Collegiate Baseball* & #13 by *D1Baseball.com*.
- The Hurricanes have a four-game lead in the ACC's Coastal Division with an 11-4 ACC record; Miami is 25-9 overall.
- Miami boasts a 23-7 all-time record against Virginia Tech, and swept the 2014 series on the road at English Field.
- The Hurricanes have a 18-2 home record in 2015, and have won eight straight home series dating back to March 2014.
- Miami has won 35 of its last 45 ACC contests dating back to the start of 2014, good for a .777 winning percentage.
- Based on the latest rankings from *WarrenNolan.com*, Miami has the #2 RPI nationwide and the #2 strength of schedule.
- Jim Morris became just the eighth coach in Division I baseball history to accumulate 1,400 wins last year. With a 9-5 win over Louisville in March 2015, Morris moved into seventh in all-time wins (1,445) for any coach at a four-year college.
- Junior David Thompson was named to the USA Baseball Golden Spikes Award 60-man Midseason Watch List this week.
- Junior lefthander Thomas Woodrey has tossed at least 6.0 innings in each of his seven starts this season (43.1 innings).
- UM hit two home runs in its weekend series with Duke to bump its season total to 26; Miami had 25 homers in all of 2014.
- Miami captured the 2014 ACC Baseball Regular Season Championship, finishing atop the ACC with a 24-6 record.
- Miami's streak of 42 consecutive NCAA postseason appearances is the longest active streak in Division I athletics.

PROJECTED STARTERS



Game 1:
LHP Thomas Woodrey
3-1, 2.28 ERA



Game 2:
LHP Andy Suarez
3-0, 2.00 ERA



Game 2:
RHP Enrique Sosa
4-3, 4.35 ERA

POTENTIAL STARTING LINEUP

Pos.	#	Player	AVG	AB	R	H	2B	3B	HR	RBI	SB-SBA
C	40	Garrett Kennedy	.375	96	21	36	6	1	3	20	0-0
1B	17	Christopher Barr	.276	87	14	24	5	1	0	6	6-6
2B	4	Johnny Ruiz	.269	78	9	21	0	1	0	14	0-0
2B	7	George Iskenderian	.376	133	34	50	6	1	2	30	12-12
3B	8	David Thompson	.344	131	25	45	9	2	9	44	1-3
LF	45	Carl Chester	.264	129	24	34	5	1	4	15	9-12
CF	2	Ricky Eusebio	.302	116	38	35	8	2	2	11	11-13
RF	13	Willie Abreu	.265	117	20	31	5	0	1	22	3-3
DH	0	Zack Collins	.267	116	27	31	6	3	4	20	6-6

UNIVERSITY INFORMATION

Location	Coral Gables, Fla.
Enrollment	15,629
Founded	1925
Nickname	Hurricanes
Colors	Orange (PMS 1665), Green (PMS 3435) and White
President	Donna E. Shalala
Athletics Director	Blake James
Conference	Atlantic Coast Conference
Stadium / Capacity	Alex Rodriguez Park at Mark Light Field / 4,999

BASEBALL COACHING / SUPPORT STAFF

Head Coach	Jim Morris
Record at Miami / Seasons	956-373-3 (.717) / 21
Career Division I Record / Seasons	1,460-640-4 (.694) / 33
Career Coaching Record / Seasons	1,591-680-4 (.698) / 37

Assistant Coach / Recruiting Coordinator / Hitting	Gino DiMare (Miami, 1998)
Assistant Coach / Pitching	J.D. Arteaga (Miami, 2002)
Assistant Coach / Catchers	Michael DeLucia (Campbell, 2013)

Strength & Conditioning Coach	Brian Gabriel (Incarnate Word, 1996)
Athletic Trainer	Kenny Johnson (FIU, 2009)
Director of Baseball Operations / Camps	Robert "G.M." McDaniel (FIU, 2003)

PROGRAM HISTORY

First Year of Baseball	1940
All-Time Program Record	2,430-982-18 (.708)
College World Series Appearances / Last	23 / 2008
College World Series Record	47-38 (.553)
NCAA Regional Appearances/ Last	43 / 2014
NCAA Regional Record	119-43 (.734)
Last Postseason Opponent	Texas Tech / 2014 Coral Gables Regional

TEAM INFORMATION

2014 Overall Record	44-19
2014 ACC Record / Finish	24 - 6 / 1st Place (Coastal Division, ACC)
Letterwinners Returning / Lost	21 / 12

POSTSEASON HISTORY

National Championships: 4 (1982, 1985, 1999, 2001)
ACC Championships: 1 (2008)
College World Series Appearances: 23 (1974, 1978, 1979, 1980, 1981, 1982, 1984, 1985, 1986, 1988, 1989, 1992, 1994, 1995, 1996, 1997, 1998, 1999, 2001, 2003, 2004, 2006, 2008)
Super Regional Appearances: 10 (1999, 2000, 2001, 2002, 2003, 2004, 2005, 2006, 2008, 2010)
Super Regional Titles: 6 (1999, 2001, 2003, 2004, 2006, 2008)
NCAA Regional Appearances: 43 (1971, 1973, 1974, 1975, 1976, 1977, 1978, 1979, 1980, 1981, 1982, 1983, 1984, 1985, 1986, 1987, 1988, 1989, 1990, 1991, 1992, 1993, 1994, 1995, 1996, 1997, 1998, 1999, 2000, 2001, 2002, 2003, 2004, 2005, 2006, 2007, 2008, 2009, 2010, 2011, 2012, 2013, 2014)
NCAA Regional Titles: 27 (1974, 1978, 1979, 1980, 1981, 1982, 1984, 1985, 1986, 1988, 1989, 1992, 1994, 1995, 1996, 1997, 1998, 1999, 2001, 2002, 2003, 2004, 2005, 2006, 2008, 2010)

2015 SCHEDULE (25-9, 11-4 ACC)

FEBRUARY (8-3)				
DATE	DAY	OPPONENT	TIME (ET)	RESULT
Feb. 13	Friday	RUTGERS	7:00 p.m.	W (5-2)
Feb. 14	Saturday	RUTGERS (G1)	2:00 p.m.	W (9-5)
Feb. 14	Saturday	RUTGERS (G2)	7:00 p.m.	W (9-3)
Feb. 15	Sunday	RUTGERS	1:00 p.m.	W (25-4)
Feb. 18	Wednesday	at FAU	6:30 p.m.	L (3-5)
Feb. 20	Friday	at Florida	7:00 p.m.	L (3-4)
Feb. 21	Saturday	at Florida	7:30 p.m.	W (7-2)
Feb. 22	Sunday	at Florida	1:00 p.m.	L (1-2)
Feb. 25	Wednesday	BARRY	6:00 p.m.	W (5-3)
Feb. 27	Friday	WRIGHT STATE	7:00 p.m.	W (8-7)
Feb. 28	Saturday	WRIGHT STATE	7:00 p.m.	W (4-3)
MARCH (12-6)				
DATE	DAY	OPPONENT	TIME (ET)	RESULT
March 1	Sunday	WRIGHT STATE	1:00 p.m.	L (6-12)
March 3	Tuesday	at Miami Marlins (<i>exhibition</i>)	1:05 p.m.	L (1-7)
March 4	Wednesday	FGCU	6:00 p.m.	W (7-3)
March 7	Saturday	at Louisville* (G1)	1:00 p.m.	L (6-9)
March 7	Saturday	at Louisville* (G2)	4:10 p.m.	W (9-5)
March 8	Sunday	at Louisville*	1:00 p.m.	L (4-5)
March 10	Tuesday	at FGCU	6:30 p.m.	W (15-4)
March 11	Wednesday	STETSON	6:00 p.m.	W (7-0)
March 13	Friday	NC STATE*	7:00 p.m.	W (3-2) (10)
March 14	Saturday	NC STATE*	7:00 p.m.	W (9-2)
March 15	Sunday	NC STATE*	1:00 p.m.	W (6-0)
March 17	Tuesday	ARMY	6:00 p.m.	W (9-1)
March 20	Friday	at Wake Forest*	6:00 p.m.	W (15-2)
March 21	Saturday	at Wake Forest*	4:00 p.m.	W (12-7)
March 22	Sunday	at Wake Forest*	1:00 p.m.	L (4-10)
March 25	Wednesday	FGCU	6:00 p.m.	L (1-8)
March 27	Friday	at North Carolina*	6:30 p.m.	W (4-3)
March 28	Saturday	at North Carolina*	3:00 p.m.	W (4-3) (11)
March 29	Sunday	at North Carolina*	1:00 p.m.	L (3-10)
APRIL (5-0)				
DATE	DAY	OPPONENT	TIME (ET)	RESULT
April 1	Wednesday	BETHUNE-COOKMAN	6:00 p.m.	W (13-3)
April 3	Friday	DUKE*	7:00 p.m.	W (4-3)
April 4	Saturday	DUKE*	7:00 p.m.	W (3-2)
April 5	Sunday	DUKE*	1:00 p.m.	W (10-0)
April 8	Wednesday	FAU	6:00 p.m.	W (4-3) (10)
April 10	Friday	VIRGINIA TECH*	7:00 p.m.	
April 11	Saturday	VIRGINIA TECH*	7:00 p.m.	
April 12	Sunday	VIRGINIA TECH*	1:00 p.m.	
April 15	Wednesday	UCF	6:00 p.m.	
April 17	Friday	at Virginia*	6:00 p.m.	
April 18	Saturday	at Virginia*	4:00 p.m.	
April 19	Sunday	at Virginia*	1:00 p.m.	
April 22	Wednesday	FAU	6:00 p.m.	
April 24	Friday	FLORIDA STATE*	7:00 p.m.	
April 25	Saturday	FLORIDA STATE*	7:00 p.m.	
April 26	Sunday	FLORIDA STATE*	1:00 p.m.	
MAY (0-0)				
DATE	DAY	OPPONENT	TIME (ET)	RESULT
May 2	Saturday	at Pittsburgh* (G1)	1:00 p.m.	
May 2	Saturday	at Pittsburgh* (G2)	7:00 p.m.	
May 3	Sunday	at Pittsburgh	1:00 p.m.	
May 6	Wednesday	BETHUNE-COOKMAN	6:00 p.m.	
May 8	Friday	NEW YORK TECH	7:00 p.m.	
May 9	Saturday	NEW YORK TECH	7:00 p.m.	
May 10	Sunday	NEW YORK TECH	1:00 p.m.	
May 14	Thursday	GEORGIA TECH*	7:00 p.m.	
May 15	Friday	GEORGIA TECH*	7:00 p.m.	
May 16	Saturday	GEORGIA TECH*	1:00 p.m.	
May 20-24		2015 ACC Championship (Durham, N.C)		
May 30 - June 25		2015 NCAA Baseball Championship		

U BASEBALL

2015 UNIVERSITY OF MIAMI BASEBALL ROSTER

No.	Name	Pos.	B/T	HT.	WT.	Year	Hometown / High School / Previous School
0	Zack Collins	C	L/R	6-3	220	Soph.	Pembroke Pines, Fla. / American Heritage
2	Ricky Eusebio	OF	R/R	5-11	195	Jr.	Homestead, Fla. / Gulliver Prep
4	Johnny Ruiz	INF	L/R	5-11	195	Soph.	Coral Gables, Fla. / Westminster Christian
7	George Iskenderian	INF	R/R	6-0	190	Jr.	Englewood Cliffs, N.J. / Don Bosco Prep (Indian River CC)
8	David Thompson	3B	R/R	6-2	220	Jr.	Miami, Fla. / Westminster Christian
10	Justin Smith	OF	R/R	6-2	205	Fr.	St. John's, Fla. / Bartram Trail
13	Willie Abreu	OF	L/L	6-4	225	Soph.	Hialeah, Fla. / Mater Academy
14	Danny Garcia	LHP	L/L	6-1	195	Soph.	Miami, Fla. / Westwood Christian
17	Christopher Barr	1B/OF	L/L	6-1	200	Soph.	Royal Palm Beach, Fla. / Royal Palm Beach
18	Michael Mediavilla	LHP	L/L	6-5	225	Fr.	Hialeah, Fla. / Mater Academy
19	Bryan Garcia	RHP	R/R	6-1	205	Soph.	Miami, Fla. / Christopher Columbus
22	Luke Spangler	LHP	L/L	6-0	160	Fr.	Cape Coral, Fla. / Cape Coral
24	Jacob Heyward	OF	R/R	6-3	201	Soph.	McDonough, Ga. / Eagle's Landing Christian
27	Ryan Otero	RHP	R/R	6-5	205	R-Jr.	Coral Gables, Fla. / Ransom Everglades School
28	Malik Rosier	OF	R/R	6-3	213	Fr.	Mobile, Ala. / Faith Academy
30	Andrew Suarez	LHP	L/L	6-2	205	R-Jr.	Miami, Fla. / Christopher Columbus
31	Sam Abrams	RHP	R/R	5-9	175	Sr.	Miami, Fla. / Killian
32	Andy Honiotes	RHP	R/R	6-3	190	Fr.	Geneva, Ill. / Geneva Community
34	Derik Beauprez	RHP	L/R	6-5	233	Soph.	Cherry Hills Village, Colo. / Cherry Creek
35	Devin Meyer	RHP	L/R	6-3	180	Fr.	Coral Springs, Fla. / Coral Springs Christian Academy
37	Keven Pimentel	RHP	R/R	6-3	224	Fr.	Huntington Station, N.Y. / Montverde Academy
38	Daniel Briggi	RHP	R/R	6-0	190	Sr.	Croton, N.Y. / Hendrick Hudson
39	Cooper Hammond	RHP	R/R	6-3	205	Soph.	Venice, Fla. / Venice Senior
40	Garrett Kennedy	C	L/R	6-1	210	Sr.	Davie, Fla. / Archbishop McCarthy
42	Edgar Michelangeli	INF	R/R	6-1	210	R-Soph.	Miami, Fla. / Florida Christian
43	Thomas Woodrey	LHP	L/L	6-3	205	Jr.	Lighthouse Point, Fla. / Cardinal Gibbons
44	Peter Crocitto	1B	R/R	6-0	205	Fr.	Palm City, Fla. / South Fork
45	Carl Chester	OF	R/R	6-0	190	Fr.	Longwood, Fla. / Lake Brantley
47	Enrique Sosa	RHP	R/R	5-10	180	Jr.	Panama City, Panama / Acad. Interamericana de Panama
49	Daniel Epstein	LHP	L/L	6-0	160	Fr.	Weston, Fla. / University School
51	Brandon Lopez	SS	R/R	6-1	190	Jr.	Miramar, Fla. / American Heritage
52	Daniel Sayles	LHP	L/L	6-4	212	Sr.	Wauwatosa, Wisc / Wauwatosa E / Sac. City College
55	Jesse Lepore	RHP	R/R	6-4	210	Fr.	Beverly Hills, Fla. / Trinity Catholic

Head Coach: Jim Morris, Elon (1973), 22nd season

Assistant Coaches: Gino DiMare, Miami (1998), 16th season

J.D. Arteaga, Miami (2002), 13th season

Michael DeLucia, Campbell (2013), 1st season

Strength & Conditioning Coach: Brian Gabriel, Incarnate Word (1996), 2nd season

Director of Baseball Operations & Camps: Robert McDaniel, FIU (2003), 15th season

Athletic Trainer: Kenny Johnson, FIU (2009), 3rd season

PRONUNCIATION GUIDE

Willie Abreu	uh-BRAY-oo
Derik Beauprez	boh-PRAY
Peter Crocitto	cruh-SHEE-toe
Ricky Eusebio	you-SAY-bee-oh
George Iskenderian	ehsk-in-DARE-ee-an
Jesse Lepore	le-POOR-ee
Michael Mediavilla	med-ee-uh-VEE-yuh
Edgar Michelangeli	my-cuh-LANJ-uh-lee
Keven Pimentel	pim-ehn-TELL
Malik Rosier	ro-ZHEER

3 JIM MORRIS HEAD COACH

THE HURRICANES SKIPPER

- 1999 & 2001 National Coach of the Year (*Collegiate Baseball*)
- 1999 & 2001 National Coach of the year (*ABCA*)
- 1994 Coach of the Year (*Baseball America*)
- 2008 ACC Coach of the Year

Entering his 22nd season at Miami, few programs have qualified for the College World Series as much as Jim Morris and his Hurricanes. Miami, which has qualified for the NCAA Tournament an NCAA-record 42 consecutive years, has made it to Omaha in 11 of Morris' 21 seasons in Coral Gables. Morris set an NCAA record for guiding a program to the CWS in each of his first six years at UM. In addition, Morris won a record 13 consecutive NCAA Regionals from 1994-2006.

Morris has directed the Hurricanes to a 956-373-3 (.717) mark since arriving in 1994. Including his 12 seasons at Georgia Tech (1982-93), Morris has forged a 1,460-640-4 (.694) Division I record in 33 years as a head coach. Overall, Morris has been the head coach at the collegiate level for 36 seasons, spending the first four at DeKalb (Ga.) C.C. (now Georgia Perimeter College) from 1976-79, and has recorded a 1,591-680-4 (.698) mark.

In addition to carrying on Miami's great baseball reputation in the last 20 years, Morris personally led the charge in the construction of Alex Rodriguez Park, and logged hundreds of hours raising funds for the stadium project.

MORRIS IS A REGIONAL REGULAR

Jim Morris earned his 30th consecutive NCAA regional bid in 2014 when he guided the Canes to one of 16 host spots in the tournament. He has led Miami to a regional in each of his 21 seasons (1994-2014), winning 15 of those appearances. The 13 consecutive regional championships (1994-2006) was an NCAA record. He also went to nine straight regionals from 1985-93 with Georgia Tech. Additionally, Miami has advanced to nine Super Regionals under Morris.

Affectionately known as "3" by those surrounding the UM program, Morris led the 2014 Hurricanes to their 42nd-straight NCAA Tournament. Despite six signees being drafted in the 2013 MLB Draft, the Hurricanes reeled in a top-five recruiting class by national publications, with Zack Collins named *Baseball America* National Freshman of the Year under his direction in 2014.

MORRIS IN 36th SEASON AS HEAD COACH

Morris entered 2015 as the fourth-winningest active coach in Division I baseball with 1,435 wins. He wasted little time in moving up the record books, moving into sole possession of eighth place in all-time wins (1,439) on Feb. 15 with a 25-4 win over Rutgers and then seventh place with a 9-5 win over Louisville on March 7 (1,445).

Morris won his 1,500th game as a head coach in Miami's 4-1 upset of No. 1 North Carolina on March 15, 2013 in Chapel Hill, N.C.

Morris reached two coaching milestones in the first half of the 2014 season. He became just the eighth Division I coach to reach 1,400 wins in a 5-2 win over Boston College on March 8, and won his 900th game at Miami in a 7-1 upset of No. 3 Virginia on March 22.

Morris notched his milestone 1,000th win against Georgia Tech, with a 16-13 victory on April 4, 2004. Thirteen days later, he notched win No. 500 at Miami with a 7-3 win



against Florida State on April 17. Morris' 1,000th win as a head coach, including time at DeKalb College, came in a 5-3 win over Northeastern in March 2001.

MAJOR LEAGUE GUIDANCE

Over 150 professional baseball players have played under Morris during their college careers at Miami, Georgia Tech and DeKalb.

Among the players Morris coached at Miami that went on to play in the Major Leagues were Yonder Alonso (San Diego), Ryan Braun (Milwaukee), Pat Burrell (Tampa Bay), Alex Cora (New York Mets), Yasmani Grandal (San Diego), Bobby Hill (San Diego), Aubrey Huff (Detroit), Ryan Jackson (St. Louis), Chris Perez (Cleveland), Cesar Carrillo (San Diego), Brian Barton (St. Louis), Eddy Rodriguez (San Diego), Gaby Sanchez (Florida), Blake Tekotte (Chicago White Sox), Charlton Jimerson (Houston), Jay Tessmer (New York Yankees), Danny Valencia (Minnesota Twins), Jon Jay (St. Louis), Danny Graves (Cincinnati) and Jason Michaels (Houston).

Standout players under Morris from his days at Georgia Tech were Nomar Garciaparra (Los Angeles Dodgers), Jay Payton (Oakland A's) and Jason Varitek (Boston Red Sox).

Morris has also enjoyed success on the International scene. From 1989-90, Morris served as head coach of the USA Baseball team that won a Silver Medal in the 1989 Presidential Cup (Taiwan), Bronze Medal at the Goodwill Games and the 1990 International Baseball Association (IBA) World All-Star Game in Atlanta. In 1987, Morris served as pitching coach under Ron Fraser at the Pan American Games (Silver Medal).

FAMILY MAN

Coach Morris and his wife Nhan live in Miami with their three-year old son, James W. Morris IV (Will).

WEEKEND NEWS & NOTES

HOME IS WHERE THE WINS ARE

• After sweeping its ACC weekend series against **Duke** and **toppling FAU midweek**, #11 Miami continues its **nine-game homestand** Friday with an **ACC series** vs. **Virginia Tech**. First pitch for **Friday's opener** is set for 7 p.m. from Mark Light Field.

• The Hurricanes **hold a commanding 23-7 all-time series lead** against the Hokies, and **swept Virginia Tech** at English Field in 2014.

• Miami is **18-2** in games played at **Mark Light Field** this season, and has won **eight straight home series** dating back to 2014.

• Virginia Tech is **17-17** overall this season with a **7-8** ACC record.

SIMPLY THE BEST

• Redshirt junior **Andrew Suarez** put together one of the **best outings of his career** vs. Duke on **April 4**, and was recognized with **ACC Pitcher of the Week** honors two days later.

• Suarez struck out a **career-high 12 batters** in **8.0 innings**, allowing two runs (**none earned**) while walking just one. He threw **105 pitches**, and struck out the side looking in his final inning of work.

• 8.0 innings represented a **season-long outing** for Suarez.

• The weekly honor was the **third** for a Hurricane this season - **David Thompson** was recognized as ACC Player of the Week (March 16) and ACC Co-Player of the Week (March 23) in **back-to-back weeks**.

SAVING THE BEST FOR LAST

• Senior **Garrett Kennedy** has been one of Miami's top contributors in his final season, hitting for UM's second-highest average (.375).

• Kennedy, who **batted just .231 in his junior season**, was bumped to the **No. 2 spot** in the lineup prior to the April 4 game vs. Duke. He responded with **back-to-back three-hit games** against the Blue Devils.

• Miami finished **4-0 last week**, and **Kennedy** led all players with **nine hits in 13 at bats** (.692 average) with **eight RBI**.

• Kennedy has already tied or set **new career highs in hits** (35), **runs** (21), **doubles** (six), **triples** (one), **home runs** (three) and **RBI** (20).

• Through 34 games last season, Kennedy was batting just **.205** (18-for-88) with **two home runs** and **12 RBI**.

HEATING UP

• Over the **past five games**, junior infielder **George Iskenderian** is hitting **.571** with **team-best 12 hits** and **four steals** (4-for-4). He knocked in the gamewinning run on a **walkoff single** vs. FAU (April 8).

• Over the **past 10 games**, senior catcher **Garrett Kennedy** is hitting **.400** with **14 hits** and a **team-best 9 RBI**.

• Junior lefthander **Thomas Woodrey** has tossed at **least 6.0 innings in all seven of his starts** - he has allowed **two earned runs or fewer in six of his seven starts** on the mound.

STRIKE EARLY, STRIKE OFTEN

• **101** of Miami's **237** runs scored this season (**42.6%**) have come in the **first three innings** of the game - Miami is **17-3 when scoring first** in 2015. The Hurricanes have an **8-6 record** in games when opponent scores first.

• When scoring in the **first inning**, Miami has an **11-2 record** and **5-6 when its opponent scores in the first**.

ACC STANDINGS

ATLANTIC	ACC	OVERALL
Louisville	14-1	25-7
Florida State	11-4	26-9
Wake Forest	8-7	21-14
NC State	7-7	19-12
Clemson	7-8	16-17
Notre Dame	6-9	21-10
Boston College	5-9	15-16

COASTAL	ACC	OVERALL
MIAMI	11-4	25-9
Georgia Tech	7-8	22-11
North Carolina	7-8	20-13
Virginia Tech	7-8	17-17
Virginia	6-9	20-12
Duke	4-11	21-13
Pittsburgh	4-11	12-19

ACC RECORDS: YEAR-BY-YEAR

Year	Record	Finish (ACC/Div.)
2014	24-6	1st / 1st Coastal
2013	14-16	8th / 5th Coastal
2012	16-14	5th / 3rd Coastal
2011	19-10	4th / 4th Coastal
2010	20-10	3rd / 3rd Coastal
2009	18-12	5th / 3rd Coastal
2008	23-5	1st / 1st Coastal
2007	17-13	5th / 3rd Coastal
2006	17-13	5th / 4th Coastal
2005	19-10-1	3rd Place (no div.)

IN THE POLLS

Perfect Game: #9

Baseball America: #11

NCBWA: #11

USA Today Coaches' Poll: #11

Collegiate Baseball Newspaper: #11

D1Baseball.com: #13

WINNINGEST ACTIVE COACHES

(ENTERING 2015)

- 1) Augie Garrido (Texas) - 1,920
- 2) Mike Martin (Florida State) - 1,813
- 3) Mark Marquess (Stanford) - 1,530
- 4) **Jim Morris (Miami) - 1,435**
- 5) Jack Leggett (Clemson) - 1,300

BASEBALL AMERICA T-25

- 1) Vanderbilt (SEC)
- 2) Texas A&M (SEC)
- 3) Louisiana State (SEC)
- 4) Texas Christian (Big 12)
- 5) **Louisville * (ACC)**
- 6) Southern California (Pac 12)
- 7) UCLA (Pac 12)
- 8) **Florida State * (ACC)**
- 9) Arizona State (Pac 12)
- 10) **Florida (SEC)**
- 11) **MIAMI * (ACC)**
- 12) **UCF (The American)**
- 13) UC Santa Barbara (Big West)
- 14) Rice (C-USA)
- 15) Oklahoma State (Big 12)
- 16) Dallas Baptist (MVC)
- 17) Illinois (Big 10)
- 18) Coastal Carolina (Big South)
- 19) Maryland (Big 10)
- 20) Missouri (SEC)
- 21) **FAU (Conference USA)**
- 22) **Virginia * (ACC)**
- 23) Cal (Pac 12)
- 24) Missouri State (MVC)
- 25) Iowa (Big 10)

bold italics indicates 2015 opponent

PRESEASON ALL-AMERICANS

Zack Collins

- Golden Spikes Award Watch
- *Baseball America* (1st Team)
- *Collegiate Baseball* (1st)
- *D1Baseball.com* (1st)
- *Perfect Game* (1st)

Bryan Garcia

- Stopper of the Year Watch
- NCBWA (1st Team)
- *Collegiate Baseball* (2nd)
- *Perfect Game* (3rd)

Andrew Suarez

- *Golden Spikes Award Watch*
- *Collegiate Baseball* (2nd Team)

David Thompson

- *Baseball America* (2nd Team)

WEEKEND NEWS & NOTES

MILESTONES FOR MORRIS

- After leading his team to a 44-19 record in 2014, **head coach Jim Morris moved into ninth place** all-time in college baseball history (regardless of Division, four-year colleges) with 1,435 wins.
- Morris **wasted little time in moving up** that list in 2015, taking over **sole possession of eighth place** when Miami topped Rutgers 25-4 on Feb. 15, 2015 - his 1,439th win as head coach. **He moved into seventh place (1,445) when Miami beat Louisville on March 7.**
- Morris ranks as the **fourth-winningest** among active **Division I coaches by career victories (1,460)** and **fifth** in winning percentage (.694). He is also the **second-winningest coach in ACC history.**
- Morris became just the **eighth coach in the history of Division I baseball** to accumulate **1,400 wins when Miami beat Boston College 5-2 on March 8, 2014.**

SHUT THEM DOWN

- Miami's bullpen has recorded a **2.27 ERA in 133.1 combined innings this season**, and has been a key reason for UM's success.
- Among the Hurricanes' top arms out of the bullpen: sophomore All-American closer **Bryan Garcia** (1.61 ERA, seven saves), freshman lefthander **Michael Mediavilla** (2.08 ERA, 17 appearances, 22 Ks), senior walk-on **Daniel Briggi** (1.59 ERA, 17 Ks) and righthanded sidewinder **Cooper Hammond** (3.20 ERA, 17 appearances).
- Miami's staff ERA to open the weekend (3.14) **was the third-best mark in the ACC.**

THERE'S NO PLACE LIKE HOME

- Miami is off to a **18-2 start at home** through its first 15 games.
- UM finished the 2014 season with a **11-4 home record in ACC play**, and a **23-10 overall home record.** UM has won **eight straight home series** dating back to 2014, including all four series in 2015: Rutgers, Wright State, NC State and Duke.
- Miami is batting **.315 at home** with a **.431 on-base percentage.**
- Senior **Garrett Kennedy** is batting **.429 in 19 games at home**, with 24 hits, five doubles and 13 RBI. Junior **George Iskenderian** is batting **.400 at home** with 21 RBI and 20 runs scored.
- Miami's **staff ERA** is nearly two **full runs better at home (2.37)** than on the road (4.28)

POWER SURGE

- After connecting for two home runs against Duke, Miami has **26 this season.** The Hurricanes had **25 homers** in all of 2014.
- **David Thompson** (nine), **Zack Collins** (four), **Carl Chester** (four), **Garrett Kennedy** (three), **George Iskenderian** (two) and **Ricky Eusebio** (two) lead Miami with multiple home runs this season.

RON FRASER STATUE DEDICATION DATE SET

- The **Ron Fraser Statue Dedication & Unveiling** is set for **Friday, April 24 at 4 p.m.** on the DiMare Champions Plaza outside of Mark Light Field. The statue was sculpted by Zenos Frudakis.
- The statue dedication is **open to the public**, and **admission is free.** Tickets to the **7 p.m. Florida State game** that night are **expected to sell out.**

2014 RETURNING STAT LEADERS

OFFENSE

Average: Zack Collins (.298)
Games Played: Z. Collins / W. Abreu (61)
Games Started: Willie Abreu (59)
At Bats: Willie Abreu (220)
Runs: Zack Collins (32)
Hits: Zack Collins / Willie Abreu (61)
Doubles: Zack Collins (14)
Triples: Zack Collins (3)
Home Runs: Zack Collins (11)
Runs Batted In: Zack Collins (54)
Total Bases: Zack Collins (114)
SLG Percent.: Zack Collins (.556)
Walks: Zack Collins (42)
OB Percent.: Zack Collins (.427)
Stolen Bases: R. Eusebio / B. Lopez (6)

PITCHING

ERA (50+ IP): Bryan Garcia (1.75)
Wins: Bryan Garcia (7)
Losses: Bryan Garcia (4)
Appearances: Cooper Hammond (35)
Games Started: Andrew Suarez (16)
Complete Games: Andrew Suarez (1)
Saves: Bryan Garcia (15)
Innings Pitched: Andrew Suarez (109.2)
Hits Allowed: Andrew Suarez (108)
Runs Allowed: Andrew Suarez (46)
Ear. Runs Allowed: Andrew Suarez (36)
Walks: Bryan Garcia (19)
Strikeouts: Andrew Suarez (87)
Wild Pitches: Andrew Suarez (11)
B/AVG Against: Bryan Garcia (.220)

THE LAST TIME A HURRICANE...

Led Off Game with HR....	Carl Chester (3/21/2015 vs. Wake Forest)
Back-to-Back Games with Leadoff HR ...	Charlton Jimerson (6/09/2001, 6/11/2001)
Had Six Hits in a Game...	Mark Sobolewski (3/18/2008 vs. Cornell)
Five Hits...	Nathan Melendres (4/23/2011 vs. North Carolina)
Two Hits in One Inning...	Jason Hagerty (3/7/2008 vs. Boston College)
Hit Three HR's in a Game...	Scott Lawson (6/5/2010 vs. Texas A&M)
Two HR's...	David Thompson (3/20/2015 vs. Wake Forest)
Hit Two HR's in One Inning...	Kevin Brown (3/16/1999 vs. Ohio State)
Hit Pinch Hit HR...	Sebastian Diaz (5/2/2014 vs. Alabama St.)
Hit Inside the Park HR...	Paco Figueroa (5/8/2005 vs. Jacksonville)
Hit Grand Slam...	David Thompson (3/20/2015 vs. Wake Forest)
Hit for the Cycle...	Gaby Sanchez (5/2/2003 vs. Pace)
Record 10 RBI in One Game...	Kevin Brown (5/27/2001 vs. Stetson)
Nine RBI...	Chad Rupp (4/25/1998 vs. FSU)
Eight RBI...	Danny Valencia (4/9/2005 vs. Virginia)
Seven RBI...	David Thompson (3/20/2015 vs. Wake Forest)
Six RBI...	David Thompson (3/10/2015 vs. FGCU)
Threw CG Shutout...	Andrew Suarez (5/30/2014 vs. Bethune-Cookman)
Recorded Back-to-Back CG's...	David Gil (5/12/2000, 5/27/2000)
Recorded CG 1-Hit S/O...	J.D. Cockroft (5/31/2003 vs. FAU)
Recorded a Perfect Game...	Javi Salas (3/4/2014 vs. Villanova)
Recorded a No-Hitter (non-PG)...	Alex Fernandez (3/18/1989 vs. Maine)
Struck Out 10 Batters...	Enrique Sosa (2/14/2015 vs. Rutgers)
Recorded Three-Pitch Inning...	Chris Hernandez (6/2/2010 vs. Florida)
Recorded Three Pickoffs in a Game...	Brian Walker (3/16/2001 vs. East Carolina)

WEEKEND NEWS & NOTES

PICKING UP WHERE HE LEFT OFF

• Then-freshman **Bryan Garcia** was named the team's closer just prior to the 2014 season opener and rewarded the coaching staff with an **All-American** campaign (NCBWA, third team).

• Garcia has **seven saves in 17 appearances**, and has **allowed just four earned runs in 22.1 innings**. He has 20 strikeouts on the year, and now has **22 career saves - sixth-most in UM history**.

• An **All-ACC Second Team** selection as a reliever, **Garcia set the Miami freshman saves record** and tied for **11th-most saves nationally** with 15 in 2014. He was a consensus Freshman All American first-team selection at reliever.

#CARDIACCANES

• Miami has played **11 one-run games in 2015**, and is 8-3 in those contests. The opening stretch continues a trend from last season for the Hurricanes, **who were 16-3 in one-run games in 2014**.

• George Iskenderian **walked it off** for UM vs. FAU (April 8) in extra innings, connecting on a winning single in the bottom of the 10th.

• Bryan Garcia earned **back-to-back saves** in wins over **Duke** (4-3, 3-2) to help clinch two one-run wins in a sweep for Miami last weekend.

• Miami won two one-run games against **UNC**, both by a final score of **4-3**, and both required late comebacks for the Hurricanes. David Thompson's solo homer vs. **NC State** in the **10th inning (March 13)** gave Miami its **third walk-off win** of the season.

• Miami picked up its **first two walk-off wins** of the 2015 season against **Wright State**, thanks Garrett Kennedy (HR) & Willie Abreu (1B).

HIGH EXPECTATIONS

• After capturing the **2014 ACC Regular Season Championship**, the Hurricanes entered 2015 ranked in the **top 15 of every major college baseball preseason poll**.

• Miami was also ranked No. 10 by *Perfect Game*, No. 14 by *Collegiate Baseball Newspaper*, No. 14 in the *USA Today* Coaches Poll and No. 14 by *D1Baseball.com*.

• The Hurricanes feature a number of **Preseason All-Americans**, including reigning **2014 ACC Freshman of the Year** Zack Collins (consensus), **All-ACC closer** Bryan Garcia and **Washington Nationals' second-rounder** & staff ace Andrew Suarez.

• Miami's recruiting class was **ranked No. 2 nationwide** by *Perfect Game*, and includes MLB Draft picks: **George Iskenderian** (34th round), OF **Carl Chester** (38th) and LHP **Michael Mediavilla** (40th).

DEATH, TAXES & THE NCAA POSTSEASON

• The Miami Hurricanes **extended their own college baseball record** with their **42nd consecutive trip to the NCAA postseason** in 2014. Miami **has not missed the postseason since 1973**.

• The Hurricanes' 42 straight trips to the NCAA postseason **are the longest active postseason streak of any Division I program in any sport nationwide**.

• Jim Morris has led teams to the **NCAA postseason in 30 straight years - all 21 years at Miami** and his final **nine years at Georgia Tech**. Miami has **not missed the postseason since 1972**.

• Miami is the **only school in the state of Florida** to have won a national championship; UM won titles in **1982, 1985, 1999 & 2001**.

PERFECT GAME T-25

- 1) Louisiana State (SEC)
- 2) Texas Christian (Big 12)
- 3) Vanderbilt (SEC)
- 4) Texas A&M (SEC)
- 5) **Louisville** * (ACC)
- 6) UCLA (Pac 12)
- 7) **Florida State** * (ACC)
- 8) Arizona State (Pac 12)
- 9) **MIAMI** (ACC)
- 10) **Florida** (SEC)
- 11) UC-Santa Barbara (Big West)
- 12) Southern California (Pac 12)
- 13) Illinois (Big 10)
- 14) **Virginia** * (ACC)
- 15) Oregon State (Pac 12)
- 16) **Florida Atlantic** (C-USA)
- 17) **UCF** (The American)
- 18) Dallas Baptist (MVC)
- 19) Oklahoma State (Big 12)
- 20) Maryland (Big 10)
- 21) South Carolina (SEC)
- 22) **North Carolina** * (ACC)
- 23) Nebraska (Big 10)
- 24) Houston (The American)
- 25) Iowa (Big 10)

bold italics indicates 2015 opponent

Dropped Out:

- California (Pac 12)
- Arizona (Pac 12)
- Texas (Big 12)

MLB PLAYERS (since 1999)

- 1) Louisiana State - 45
- 2) Stanford - 41
- T-3) Arizona State - 36
- T-3) Long Beach State - 36
- T-5) MIAMI - 35**
- T-5) Cal State Fullerton - 35
- T-5) Southern California - 35

***** Miami's six players on 2015 Opening Day MLB rosters were tied for the fourth-most among all schools.**


GAMEWINNING HITS / RBI

- | | |
|------|-----------------------------------|
| 2/13 | Johnny Ruiz (1B) |
| 2/14 | Zack Collins (2B) |
| 2/15 | Ricky Eusebio (2B) |
| 2/21 | Brandon Lopez (1B) |
| 2/25 | Zack Collins (groundout) |
| 2/27 | Garrett Kennedy (HR) |
| 2/28 | Willie Abreu (1B) |
| 3/4 | G. Iskenderian (groundout) |
| 3/7 | Zack Collins (2B) |
| 3/11 | Carl Chester (HR) |
| 3/13 | David Thompson (HR) |
| 3/14 | Christopher Barr (2B) |
| 3/15 | <i>None</i> (passed ball) |
| 3/17 | G. Iskenderian (walk) |
| 3/20 | G. Iskenderian (1B) |
| 3/21 | Carl Chester (HR) |
| 3/28 | Johnny Ruiz (1B) |
| 3/29 | Zack Collins (HR) |
| 4/3 | Garrett Kennedy (single) |
| 4/4 | Zack Collins (HR) |
| 4/5 | Garrett Kennedy (single) |
| 4/8 | G. Iskenderian (1B) |

HOME RUN TRACKER

- | | |
|------|---------------------------------|
| 2/15 | David Thompson (3-R) |
| 2/15 | Malik Rosier (solo) |
| 2/19 | Carl Chester (solo) |
| 2/21 | Zack Collins (3-R) |
| 2/27 | Garrett Kennedy (2-R) |
| 3/1 | Carl Chester (solo) |
| 3/4 | Zack Collins (solo) |
| 3/10 | David Thompson (2-R) |
| 3/10 | Willie Abreu (2-R) |
| 3/11 | Carl Chester (solo) |
| 3/13 | David Thompson (solo) |
| 3/13 | George Iskenderian (2-R) |
| 3/15 | David Thompson (2-R) |
| 3/17 | David Thompson (solo) |
| 3/17 | David Thompson (slam) |
| 3/17 | George Iskenderian (2-R) |
| 3/20 | David Thompson (slam) |
| 3/20 | Garrett Kennedy (2-R) |
| 3/20 | Ricky Eusebio (solo) |
| 3/20 | David Thompson (2-R) |
| 3/21 | Carl Chester (solo) |
| 3/20 | Garrett Kennedy (3-R) |
| 3/27 | Ricky Eusebio (solo) |
| 3/28 | Zack Collins (solo) |
| 4/4 | Zack Collins (solo) |
| 4/5 | David Thompson (3-R) |

2015 MIAMI HURRICANES PHOTO ROSTER / SPOTTING CHART



#0 Zack Collins



#2 Ricky Eusebio



#4 Johnny Ruiz




#7 George Iskenderian



#8 David Thompson



#10 Justin Smith



#13 Willie Abreu



#14 Danny Garcia



#17 Christopher Barr




#18 Michael Mediavilla



#19 Bryan Garcia



#22 Luke Spangler



#24 Jacob Heyward



#27 Ryan Otero



#28 Malik Rosier




#30 Andrew Suarez



#31 Sam Abrams



#32 Andy Honiotes



#34 Derik Beauprez



#35 Devin Meyer



#37 Keven Pimentel



#38 Daniel Braggi



#39 Cooper Hammond



#40 Garrett Kennedy



#42 Edgar Michelangeli



#43 Thomas Woodrey




#44 Peter Crocitto



#45 Carl Chester



#47 Enrique Sosa



#49 Daniel Epstein



#51 Brandon Lopez



#52 Daniel Sayles



#55 Jesse Lepore

2015 MIAMI HURRICANES BASEBALL PLAYER PROFILES

PITCHER PROFILES

31 • SAM ABRAMS RHP

- 5-9 • 185 • SR • Miami, FL • Killian
- One of team's standout performers through first half of 2015
 - Tossed 2.1 innings in relief last time out vs. UNC (3/29)
 - Allowed one run in 3.1 innings in relief vs. NCST (3/13)
 - Has started grad school at Miami for final year of eligibility
 - Provides different look out of bullpen with sidearm delivery
 - Local product, who carried a perfect 4.0 GPA in high school

CAREER STATISTICS

YEAR	ERA	W-L	APP	IP	H	R	ER	BB	SO	B/AVG
2015	2.25	0-0	5	8.0	9	2	2	6	2	.300
2014	6.75	0-0	4	2.2	3	2	2	0	3	.300
2013	10.80	0-0	3	1.2	1	2	2	2	2	.200
2011	3.72	0-0	7	9.2	9	5	4	4	5	.243

CAREER 4.09 0-0 19 22.0 22 11 10 12 12

CAREER HIGHS

Innings: 3.2, vs. Florida, 3/26/2011
 Hits: 5, vs. NC State, 3/3/2015
 Runs: 4, vs. Georgia Tech, 3/26/2011
 Earned Runs: 4, vs. Georgia Tech, 3/26/2011
 Strikeouts: 2, twice
 Walks: 3, vs. NC State, 3/3/2015

34 • DERIK BEAUPREZ RHP

- 6-5 • 233 • SO • Cherry Hills Vill., CO • Cherry Creek
- Allowed two earned runs in last appearance vs. UNC (3/29)
 - Tossed scoreless inning vs. Wake (3/20) with two Ks, two BBs
 - Lasted just 2.0 innings in last game started vs. Louisville (3/8)
 - Struggled vs. Wright State, allowed career-high 6R in 1.1IP (3/1)
 - Drafted in 25th round of 2013 MLB Draft by Boston Red Sox
 - Ranked No. 128 high school senior nationwide by *Perfect Game*
 - Back-to-back first-team All-Colorado from *Denver Post* (2012-13)

CAREER STATISTICS

YEAR	ERA	W-L	APP	IP	H	R	ER	BB	SO	B/AVG
2015	9.82	1-1	10	14.2	17	16	16	17	15	.283
2014	0.83	1-0	6	21.2	13	2	2	8	17	.167

CAREER 4.46 2-1 16 36.1 30 18 18 25 32 --

CAREER HIGHS

Innings: 5.0, vs. FGCU, 3/26/2014
 Hits: 6, vs. FAU, 2/18/2015
 Runs: 6, vs. Wright State, 3/1/2015
 Earned Runs: 6, vs. Wright State, 3/1/2015
 Strikeouts: 4, vs. FGCU, 3/26/2014
 Walks: 4, twice

38 • DANIEL BRIGGI RHP

- 6-0 • 190 • SR • Croton, N.Y. • Hendrick Hudson
- Has been promoted to one of Miami's top RHPs out of bullpen
 - Tossed 3.0 scoreless innings in strong showing vs. UNC (3/28)
 - Career-long 4.0 IP with career-high 6 K's in 1st W vs. FGCU (3/11)
 - Senior walk-on, played club baseball for first three years at Miami
 - Major in economics, will attend Miami med school after graduation

CAREER STATISTICS

YEAR	ERA	W-L	APP	IP	H	R	ER	BB	SO	B/AVG
2015	1.59	1-0	12	22.2	10	4	4	6	17	.133

CAREER HIGHS

Innings: 4.0, vs. FGCU, 3/11/2015
 Hits: 3, vs. FGCU, 3/25/2015
 Runs: 2, vs. Wake Forest, 3/22/2015
 Earned Runs: 2, vs. Wake Forest, 3/22/2015
 Strikeouts: 6, vs. FGCU, 3/11/2015
 Walks: 2, vs. Wake Forest, 3/22/2015

19 • BRYAN GARCIA RHP

- 6-1 • 205 • SO • Miami, FL • Christopher Columbus
- Struck out the side, earned win in 1.0 IP relief vs. FAU (April 8)
 - Earned back-to-back saves in 4-3, 3-2 wins over Duke (April 3-4)
 - Ranks 3rd in ACC with 7 saves - has 22 career (6th in UM history)
 - Two appearances vs. NCST (G1 + G3): 4 IP, 0 H, 0 R, 0 BB, 4 K
 - Earned first win of season in 8-7 walk-off victory vs. WSU (2/28)
 - Named to '15 NCBWA Stopper of the Year Watch List (top closer)
 - UM freshman record w/15 saves - NCBWA 3rd-Team All-American
 - Finished with 1.75 ERA - led all 2015 returners with seven wins
 - 10 of 15 saves in 2014 requires more than one inning of work
 - Named 2013 Class 6A-8A Pitcher of the Year by *Miami Herald*

CAREER STATISTICS

YEAR	ERA	W-L	APP	IP	H	R	ER	BB	SO	B/AVG
2015	1.61	4-1	17	22.1	12	5	4	10	20	.167
2014	1.75	7-4	31	51.1	40	12	10	19	56	.220

CAREER 1.71 11-5 48 73.2 52 17 14 29 76 --

CAREER HIGHS

Innings: 3.0, vs. FGCU, 3/19/2014
 Hits: 3, eight times
 Runs: 2, twice
 Earned Runs: 2, twice
 Strikeouts: 4, twice
 Walks: 3, twice

14 • DANNY GARCIA LHP

- 6-1 • 195 • SO • Miami, FL • Westwood Christian
- Exited with no-decision after 5.1 IP (3 ER) vs. FAU (April 8)
 - Picked up fifth win of season last time out vs. Bethune (4/1)
 - Tagged with loss in disappointing start vs. FGCU (3/25): 11H, 5ER
 - Tossed 1.2 scoreless innings of relief in finale vs. Wake (3/22)
 - Picked up second W of '15 with 5.0 IP, 2 R, 4 K's vs. FGCU (3/4)
 - Earned first career win vs. Barry (2/25), career-long 7.2 IP, 9 K's
 - Earned first-team All-Dade from *Miami Herald* last two HS seasons

CAREER STATISTICS

YEAR	ERA	W-L	APP	IP	H	R	ER	BB	SO	B/AVG
2015	2.98	5-1	11	54.1	57	21	18	11	53	.275
2014	6.30	0-1	11	20.0	22	16	14	10	18	.282

CAREER 3.87 5-1 22 74.1 79 37 32 21 71 --

CAREER HIGHS

Innings: 7.2, vs. Barry, 2/25/2015
 Hits: 11, vs. FGCU, 3/25/2015
 Runs: 7, vs. FGCU, 3/25/2015
 Earned Runs: 5, vs. FGCU, 3/25/2015
 Strikeouts: 11, vs. Stetson, 3/11/2015
 Walks: 2, three times

39 • COOPER HAMMOND RHP

- 6-2 • 195 • SO • Venice, FL • Venice
- Team's top RH reliever out of pen - 17 APP is tied for most on UM
 - Submarine style pitcher, effective against righthanded hitters
 - Tossed scoreless inning of relief vs. FAU (April 8) with 2 K's
 - Pitched scoreless 11th to earn save in appearance vs. UNC (3/28)
 - Tossed 2.0 scoreless innings in stint vs. Florida (2/20)
 - Was one of team's top relievers, team-high 35 appearances in '14
 - Named 2013 *Sarasota-Herald Tribune* 7A Player of the Year
 - Registered 9-0 record with 0.13 ERA in 56 innings as HS senior

CAREER STATISTICS

YEAR	ERA	W-L	APP	IP	H	R	ER	BB	SO	B/AVG
2015	3.20	3-1	17	19.2	23	8	7	5	18	.295
2014	2.29	5-2	35	35.1	32	14	9	11	37	.252

CAREER 2.66 8-3 52 55.0 55 22 16 16 55 --

CAREER HIGHS

Innings: 2.1, vs. Texas Tech, 6/2/14
 Hits: 4, twice
 Runs: 2, five times
 Earned Runs: 2, three times
 Strikeouts: 3, four times
 Walks: 1, 16 times

32 • ANDY HONIOTES RHP

- 6-3 • 190 • FR • Geneva, Ill. • Geneva Community
- Tossed 2.0 scoreless innings last time out vs. Bethune (4/1)
 - Made career debut on 2/15 vs. Rutgers, tossing one scoreless IP
 - Earned MVP honors at 2011 *Perfect Game* National Games

CAREER STATISTICS

YEAR	ERA	W-L	APP	IP	H	R	ER	BB	SO	B/AVG
2015	0.00	0-0	4	4.1	3	0	0	4	3	.231

55 • JESSE LEPORE RHP

- 6-4 • 210 • FR • Beverly Hills, Fla. • Trinity Catholic
- Tossed 1.0 scoreless inning last time out vs. Wake (3/20)
 - Pitched scoreless innings vs. FGCU (3/10) and Stetson (3/11)
 - Made career debut on 2/14 vs. Rutgers, allowing 1 ER in 1.1 IP
 - Ranked No. 210 national high school prospect by *Perfect Game*
 - Earned Pitcher of the Year from *Ocala Star-Banner* in 2014

CAREER STATISTICS

YEAR	ERA	W-L	APP	IP	H	R	ER	BB	SO	B/AVG
2015	3.38	0-0	6	8.0	8	5	3	7	2	.250

CAREER HIGHS

Innings: 2.0, vs. Florida, 2/20/2015
 Hits: 4, vs. Wright State, 3/1/2015
 Runs: 3, vs. Rutgers, 2/14/2015 (G2)
 Earned Runs: 2, vs. Florida, 2/20/2015
 Strikeouts: 1, twice
 Walks: 2, twice

18 • MICHAEL MEDIAVILLA LHP

- 6-5 • 225 • FR • Hialeah, Fla. • Mater Academy
- Has replaced Thomas Woodrey as team's go-to lefty reliever
 - Low 90's fastball and excellent changeup among best pitches
 - 17 APP tied for team-high; went 2.0 clean IP vs. FAU (4/8)
 - Tossed 2.0 scoreless with career-high 4 K vs. UNC (3/28)
 - Selected by Cincinnati Reds in 40th Round of 2014 MLB Draft
 - Ranked No. 240 national high school prospect by *Perfect Game*
 - Led Mater to '14 state championship & back-to-back district titles

CAREER STATISTICS

YEAR	ERA	W-L	APP	IP	H	R	ER	BB	SO	B/AVG
2015	2.08	1-1	17	17.1	7	6	4	7	22	.127

CAREER HIGHS

Innings: 2.0, twice
 Hits: 2, three times
 Runs: 2, twice
 Earned Runs: 2, vs. Wake Forest, 3/22/2015
 Strikeouts: 4, vs. North Carolina, 3/28/2015
 Walks: 2, vs. North Carolina, 3/28/2015

38 • RYAN OTERO RHP

- 6-5 • 205 • JR • Coral Gables, FL • Ransom Everglades
- Has not allowed a run in last four appearances (totaling 6.0 IP)
 - Tossed 3.0 scoreless innings in relief vs. UNC (3/29)
 - Emergency start vs. UF (2/20) when Andy Suarez was scratched
 - Matched career-long with 3 IP vs. Gators, allowing 2 H & 1 R
 - Went career-long 3 IP in win over Rutgers (2/14)
 - Led team in strikeouts during fall ball, where he impressed
 - Older brother Dan Otero plays for Oakland Athletics

CAREER STATISTICS

YEAR	ERA	W-L	APP	IP	H	R	ER	BB	SO	B/AVG
2015	4.19	0-0	10	19.1	16	10	9	5	9	.219
2014	0.00	0-0	1	0.1	1	0	0	0	1	.333
2013	13.50	0-0	4	3.1	4	7	5	5	2	.267

CAREER 5.48 0-0 15 23.0 21 17 14 10 12 --

CAREER HIGHS

Innings: 3.0, twice
 Hits: 5, vs. Wright State, 3/1/2015
 Runs: 4, twice
 Earned Runs: 3, four times
 Strikeouts: 3, vs. FGCU, 3/10/2015
 Walks: 2, twice

PLAYER PROFILES

52 • DANIEL SAYLES LHP

6-4 • 212 • Jr. • Wauwatosa, Wisc. • Sacra. City Coll.

- Had emergency start vs. NCST (3/13), went just 0.2 innings
- Made season debut on 2/14 vs. RU, tossing 0.2 scoreless innings
- Made career debut with scoreless IP in win over Villanova (3/5/14)
- Spent two seasons at Sacramento City College

YEAR	ERA	W-L	APP	IP	H	R	ER	BB	SO	B/AVG
2015	10.80	0-0	5	1.2	4	3	2	1	0	.444
2014	7.36	0-1	5	3.2	5	4	3	2	3	.385
CAREER	9.65	0-1	10	5.1	9	7	5	3	3	--

CAREER HIGHS
 Innings: 1.0, twice
 Hits: 2, vs. Stetson, 3/12/2014
 Runs: 3, vs. Stetson, 3/12/2014
 Earned Runs: 3, vs. Stetson, 3/12/2014
 Strikeouts: 2, vs. UCF, 3/18/2014
 Walks: 1, twice

47 • ENRIQUE SOSA RHP

5-10 • 180 • JR • Panama City, Panama

- Had dominant outing vs. Duke (4/5), allowing one hit, one walk
- Touched up for 9 hits and 7 R in L in start vs. UNC (3/29)
- Went career-long 6.1 innings (1 R) and 6 K's in W vs. NCST (3/14)
- Picked up second win of career vs. UofL (3/7) in doubleheader G2
- Pitched 6.0 innings in quality start vs. Florida (2/22), left w/ND
- Dominated in 1st career start w/10 K's and earning W in 5.2 IP
- Set career high in strikeouts vs RU (10) - W was first of his career
- True swing & miss curveball, low 90's fastball in repertoire
- Made 11 appearances out of bullpen in 2014, totaling 15.1 IP

YEAR	ERA	W-L	APP	IP	H	R	ER	BB	SO	B/AVG
2015	4.35	4-3	8	41.1	42	22	20	16	35	.263
2014	7.04	0-1	11	15.1	12	14	12	11	14	.207
2013	6.43	0-0	5	7.0	8	5	5	6	3	.296
CAREER	5.23	4-4	24	63.2	62	41	37	33	52	--

CAREER HIGHS
 Innings: 6.1, vs. NC State, 3/14/2015
 Hits: 9, vs. North Carolina, 3/29/2015
 Runs: 7, vs. North Carolina, 3/29/2015
 Earned Runs: 7, vs. North Carolina, 3/29/2015
 Strikeouts: 10, vs. Rutgers, 2/14/2015
 Walks: 3, three times

30 • ANDREW SUAREZ LHP

6-2 • 205 • R-JR • Miami, FL • Christopher Columbus

- Had career-high 12 K's in 8.0 innings in win over Duke (4/4)
- Tagged for seven hits and four runs in start (W) vs. Wake (3/21)
- 1st start off injury: 6 IP, 3 H, 0 R, 0 BB, 7 K (W) vs. NCST (3/15)
- Scratched from three starts with oblique strain suffered on 2/20
- Made season debut 2/13 on Opening Day: 5.0 IP, 2ER, 3K's (ND)
- Returned to UM after being selected in MLB Draft 2nd Rd. (WAS)
- Projects as one of top Draft-eligible lefthanders in the country
- Named to '15 Golden Spikes Award watch list (top college player)
- 2014 All-ACC Third Team selection with team-high 109.2 innings
- Missed almost all freshman season (2012) due to shoulder surgery

YEAR	ERA	W-L	APP	IP	H	R	ER	BB	SO	B/AVG
2015	2.00	3-0	5	27.0	30	9	6	8	27	.280
2014	2.95	6-3	16	109.2	108	46	36	15	87	.256
2013	3.95	3-5	15	86.2	94	47	38	19	57	.282
2012	19.29	0-0	3	2.1	6	5	5	1	1	.462
CAREER	3.39	12-8	39	225.2	238	107	85	43	175	--

CAREER HIGHS
 Innings: 9.0, four times
 Hits: 11, twice
 Runs: 7, twice
 Earned Runs: 7, twice
 Strikeouts: 12, vs. Duke, 4/4/2015
 Walks: 5, vs. Wake Forest, 5/12/2013

43 • THOMAS WOODREY LHP

6-3 • 205 • JR. • Lighthouse Point, FL • Card. Gibbons

- Has made transition from bullpen to rotation for 2015
- Went 6.0 innings for seventh straight start vs. Duke (4/3)
- Allowed zero earned runs in 6.2 innings in ND vs. Carolina (3/27)
- Went 6.0 innings for fifth straight start vs. Wake (2/20), just 1 ER
- Scratched from start vs. NCST (3/13) due to stomach virus
- Picked up first loss of career in start vs. UofL - 11 H, 5 ER (3/7)
- Tossed 6.2 innings vs. Florida (2/20), earning only win of series
- First start since freshman YR on 2/14/2015: 6.0 IP, 2ER, 2K's (W)

YEAR	ERA	W-L	APP	IP	H	R	ER	BB	SO	B/AVG
2015	2.28	3-1	7	43.1	42	26	11	8	21	.253
2014	2.54	4-0	31	49.2	38	14	14	11	36	.221
2013	3.12	4-0	19	40.1	35	18	14	14	30	.230
CAREER	2.63	11-1	57	133.1	115	58	39	33	87	--

CAREER HIGHS
 Innings: 8.0, vs. Maine, 3/5/2013
 Hits: 11, vs. Louisville, 3/7/2015
 Runs: 7, twice
 Earned Runs: 5, vs. Louisville, 3/7/2015
 Strikeouts: 5, three times
 Walks: 5, vs. FAU, 2/20/2013

13 • WILLIE ABREU OF

6-4 • 225 • SO • Hialeah, FL • Mater Academy

- Went 2-for-3 with 2 doubles, 2 runs in 4-3 win over Duke (4/3)
- Elected team captain alongside fellow sophomore Bryan Garcia
- Delivered clutch game-tying hit vs. UNC in 9th inning (3/27)
- HR vs. FGCU (3/10) was towering, landed in adjacent softball field
- 61 hits in 2014 were tied for third-most; was third team All-ACC
- Drafted in 14th round of 2013 MLB Draft by Cincinnati Reds
- Ranked No. 175 Draft-eligible prospect in 2013 by *Perfect Game*

YEAR	AVG	GP-GS	AB	R	H	2B	3B	HR	RBI	SB-A
2015	.265	33-33	117	20	31	5	0	1	22	3-3
2014	.277	61-59	220	29	61	8	1	1	28	4-5
CAREER	.273	94-92	337	49	92	13	1	2	50	7-8

CAREER HIGHS
 At Bats: 7, vs. North Carolina, 5/16/2014
 Runs: 3, twice
 Hits: 4, vs. Wright State, 3/1/2015
 RBI: 3, vs. Virginia, 3/24/2014
 Walks: 2, nine times
 Steals: 1, four times
 Hitting Streak: 12 games

17 • CHRISTOPHER BARR 1B

6-1 • 200 • SO • Royal Palm Beach, FL • RPBeach HS

- Has started past 18 at first base leading into Friday's game vs. VT
- Missed 2014 season while recovering from surgery
- Excels defensively at first base, six steals fourth-most on UM
- Recorded first career three-hit game in win over Wake (3/21)
- Went 2-for-3 with 2B, 3B, gamewinning hit vs. NC State (3/14)
- Finished Opening Weekend .347 (5-for-14), went 1-for-4 vs. FAU

YEAR	AVG	GP-GS	AB	R	H	2B	3B	HR	RBI	SB-A
2015	.276	28-25	87	14	24	5	1	0	6	6-6
2013	.217	55-29	115	27	25	1	1	0	6	7-10
CAREER	.243	83-54	202	41	49	6	2	0	12	13-16

CAREER HIGHS
 At Bats: 5, three times
 Runs: 2, twice
 Hits: 2, six times
 RBI: 3, vs. Virginia Tech, 3/22/2013
 Walks: 2, vs. Virginia Tech, 3/22/2013
 Steals: 2, vs. North Carolina, 3/17/2013
 Hitting Streak: 5 games

45 • CARL CHESTER OF

6-0 • 190 • FR. • Longwood, FL • Lake Brantley

- Moved to No. 9 from leadoff spot in lineup during Duke series
- Offers dynamic speed - nine steals rank third most on UM
- Hit .455 vs. Wake (5-for-11), including leadoff HR in G2 (3/21)
- Four home runs ties him for second most on team - .416 slugging
- Selected in 38th round of 2014 MLB Draft by Milwaukee
- Chosen by *D1Baseball.com* as pick for ACC Freshman of the Year

YEAR	AVG	GP-GS	AB	R	H	2B	3B	HR	RBI	SB-A
2014	.264	33-32	129	24	34	5	1	4	15	9-12

CAREER HIGHS
 At Bats: 6, vs. Wake Forest, 3/21/2015
 Runs: 2, seven times
 Hits: 3, twice
 RBI: 2, vs. Wake Forest, 3/21/2015
 Walks: 2, twice
 Hitting Streak: 7 games

0 • ZACK COLLINS C/DH

6-3 • 220 • SO • Pembroke Pines, Fla. • Amer. Heritage

- Delivered game-tying single during two-out rally vs. FAU (4/8)
- Connected on gamewinning solo home run in G2 vs. Duke (4/4)
- Recorded first three-hit game of 2015 w/ 2 RBI vs. Bethune (4/1)
- Solo home run in 11th inning was GWH in Game 2 vs. UNC (3/28)
- 6th *Baseball America* National Freshman of the Year from Miami
- Ranked by *Perfect Game* as top 2016 Draft-eligible player in ACC
- Named ACC Freshman of the Year and to All-ACC Third Team at C

YEAR	AVG	GP-GS	AB	R	H	2B	3B	HR	RBI	SB-A
2015	.267	33-33	116	27	31	6	3	4	20	6-6
2014	.298	61-58	205	32	61	14	3	11	54	0-0
CAREER	.287	94-91	321	59	92	20	6	15	74	6-6

CAREER HIGHS
 At Bats: 6, twice
 Runs: 3, vs. Wake Forest, 3/20/2015
 Hits: 4, vs. Notre Dame, 4/20/2014
 RBI: 6, vs. NC State, 3/30/2014
 Walks: 3, four times
 Hitting Streak: 9 games

44 • PETER CROCITTO C/3B

6-0 • 205 • FR. • Palm City, FL • South Fork

- Seen action in 6 games, made diving stop at 3B vs. Wake (3/21)

YEAR	AVG	GP-GS	AB	R	H	2B	3B	HR	RBI	SB-A
2015	.375	6-0	8	2	3	1	0	0	0	0-0

2 • RICKY EUSEBIO OF

5-11 • 195 • JR • Homestead, FL • Gulliver Prep

- Moved to leadoff spot during Duke series after hitting No. 2
- Scored tying run, winning run in walk-off W over FAU (4/8)
- Hit 2nd home run of career in G2 win over UNC (3/28)
- Constant on-base threat - HBP leader (11), 2nd in walks (23)
- One of only three players to start all 34 games this season
- Excels on def., staff considers him among best def. UM CFs ever
- Named to first team All-Dade senior season by *Miami Herald*

YEAR	AVG	GP-GS	AB	R	H	2B	3B	HR	RBI	SB-A
2015	.302	34-34	116	38	35	8	2	2	11	11-13
2014	.263	44-13	97	16	15	2	0	0	7	6-6
2013	.221	47-23	95	14	21	3	0	0	8	8-9
CAREER	.265	125-70	268	68	71	13	2	2	26	25-28

CAREER HIGHS
 At Bats: 5, four times
 Runs: 3, twice
 Hits: 3, twice
 RBI: 3, three times
 Walks: 2, three times
 Steals: 2, four times
 Hitting Streak: 5 games

PLAYER PROFILES

28 • JACOB HEYWARD OF

- 6-3 • 201 • SO • McDonough, GA • Eagle's Landing
- Five-game hitting streak was snapped during Duke series
 - Serves as one of team's top defensive outfielders in right
 - Made first start of season vs. Barry (2/27), had two walks
 - Saw action in all four games versus Rutgers, totaling 3 R & 2 RBI
 - Drafted in the 38th round of the 2013 MLB Draft by Atlanta
 - Ranked No. 196 senior overall (No. 11 in Georgia) by *Perfect Game*
 - Younger brother of St. Louis Cardinals' outfielder Jacob Heyward

CAREER STATISTICS

YEAR	AVG	GP-GS	AB	R	H	2B	3B	HR	RBI	SB-A
2015	.185	23-4	27	7	5	1	0	0	2	0-1
2014	.160	14-6	25	5	4	1	0	0	3	0-1

CAREER .173 37-10 52 12 9 2 0 0 5 0-2

CAREER HIGHS

At Bats: 4, twice
 Runs: 2, twice
 Hits: 3, vs. Duke, 5/24/2014
 RBI: 3, vs. Duke, 5/10/2014
 Walks: 1, five times
 Steals: N/A
 Hitting Streak: 5 games

7 • GEORGE ISKENDERIAN INF

- 6-0 • 190 • JR • Englewood Cliffs, NJ • IRCC
- Delivered first walk-off hit of UM career on 1B vs. FAU (4/8)
 - Hit .571 (8-for-14) with four runs in series with Duke
 - Made first start of career at second base vs. Bethune (4/1)
 - One of only four players to start all 33 games this season
 - Ranks second w/9 multi-hit games; seven multi-RBI games is 2nd
 - Made shift from SS to 3B (UF series) and back to SS (FGCU, 3/11)
 - Picked by St. Louis (34th RD) in MLB Draft out of Indian River CC
 - Played freshman season at South Carolina, hitting .250 with 6 RBI

CAREER STATISTICS

YEAR	AVG	GP-GS	AB	R	H	2B	3B	HR	RBI	SB-A
2015	.376	34-34	133	34	50	6	1	2	30	12-12

CAREER HIGHS

At Bats: 5, seven times
 Runs: 3, vs. Rutgers, 2/15/2015
 Hits: 4, vs. Rutgers, 2/15/2015
 RBI: 3, three times
 Walks: 2, three times
 Steals: 2, twice
 Hitting Streak: 12 games

40 • GARRETT KENNEDY C

- 6-1 • 210 • SR • Davie, Fla. • Archbishop McCarthy
- Hit .692 in Miami's perfect 4-0 week, bumped to No. 2 hole
 - Has served as one of Miami's most productive hitters in last year
 - Already with career highs in runs (20), doubles (6) & RBI (20)
 - Hit two-run walk-off home run in bottom nine vs. Wright St. (2/27)
 - Finished Opening Weekend .455 (5-for-11) with 6 R, 3 2B, 3 RBI
 - One of team's most experienced players, one of four seniors
 - Saw action in 43 games in 2014, including 38 starts at catcher
 - Connected in homers in back-to-back games against Florida in '14
 - Named to 2014 Coral Gables Regional All-Tournament Team

CAREER STATISTICS

YEAR	AVG	GP-GS	AB	R	H	2B	3B	HR	RBI	SB-A
2015	.375	31-26	96	20	36	6	1	3	20	0-0
2014	.231	43-38	117	14	27	3	0	2	16	1-1
2013	.282	45-39	124	17	35	4	0	3	16	0-2
2012	.165	40-31	85	6	14	0	0	0	4	0-1

CAREER .266 159-134 421 57 112 13 1 8 56 1-4

CAREER HIGHS

At Bats: 5, five times
 Runs: 5, vs. Rutgers, 2/15/2015
 Hits: 3, twice
 RBI: 3, twice
 Walks: 3, vs. St. John's, 3/5/2013
 Steals: 1, vs. UCF, 4/9/2014
 Hitting Streak: 11 games

51 • BRANDON LOPEZ SS

- 6-1 • 190 • JR • Miramar, FL • American Heritage
- Started at shortstop, went 1-for-4 w/1 RBI vs. Bethune (4/1)
 - Tied career high with three hits (3-for-4) in win over UofL (3/7)
 - One of the top defensive infielders in the conference
 - Has made 124 starts at shortstop in two+ seasons at Miami
 - Hit .233 with 29 RBI and six steals as a sophomore in 2014
 - Drafted in 34th round of 2012 MLB Draft by Toronto

CAREER STATISTICS

YEAR	AVG	GP-GS	AB	R	H	2B	3B	HR	RBI	SB-A
2015	.267	16-14	45	4	12	2	0	0	7	0-0
2014	.233	56-56	189	23	44	6	1	0	29	6-11
2013	.243	59-58	181	17	44	1	0	1	15	5-7

CAREER .241 131-128 415 43 100 9 1 1 49 11-18

CAREER HIGHS

At Bats: 7, vs. North Carolina, 5/16/2014
 Runs: 2, five times
 Hits: 3, five times
 RBI: 4, twice
 Walks: 3, twice
 Steals: 2, vs. Clemson, 4/27/2014
 Hitting Streak: 7 games

42 • EDGAR MICHELANGELI INF

- 6-1 • 210 • R-SO • Miami, FL • Florida Christian
- Went hitless in two at bats in start at DH vs. Bethune (4/1)
 - Went 1-for-4 in start at DH vs. Army (3/17)
 - Two-run 2B on 2/14/2015 in 8th helped clinch win vs. Rutgers
 - Made 18 appearances in first full season in '14, including 10 GS
 - Made first start of career against Stetson on 3/12/14
 - Sat out 2013 season due to NCAA transfer rules (Miami-Dade JC)

CAREER STATISTICS

YEAR	AVG	GP-GS	AB	R	H	2B	3B	HR	RBI	SB-A
2015	.239	22-10	46	4	11	3	0	0	3	1-1
2014	.209	17-10	43	4	9	3	0	0	9	0-1

CAREER .225 39-20 89 8 20 6 0 0 12 1-2

CAREER HIGHS

At Bats: 4, seven times
 Runs: 2, vs. Wright State, 2/27/2015
 Hits: 2, vs. FAU, 2/17/2015
 RBI: 2, twice
 Walks: 1, five times
 Hitting Streak: 4 games

4 • JOHNNY RUIZ 2B

- 5-11 • 195 • SO • Coral Gables, FL • Westminster Chris.
- Catalyst for Miami's rally vs. FAU - pinch-hit leadoff single (4/8)
 - Started at second vs. Duke (4/5) & reached in all four appearances
 - Team's top hitter at UNC: 4-for-9 (.444) with GWH in Game 1
 - Finished Wake series 4-for-11 (.363) with one run scored
 - Delivered GWH on Opening Day, two-RBI single in 8th inning
 - Batted .229 with seven doubles and 11 RBI in 2014
 - Took over 3B midway thru '14 after Thompson suffered blood clot
 - Named 2013 4A-2A Player of the Year by *Miami Herald*
 - Hit .564 with five home runs and 40 RBI during senior season

CAREER STATISTICS

YEAR	AVG	GP-GS	AB	R	H	2B	3B	HR	RBI	SB-A
2015	.269	28-21	78	9	21	0	1	0	14	0-0
2014	.229	45-38	131	22	30	7	0	0	11	2-4

CAREER .243 73-59 209 31 51 7 0 0 25 2-4

CAREER HIGHS

At Bats: 5, vs. Rutgers, 2/15/2015
 Runs: 2, four times
 Hits: 3, twice
 RBI: 3, vs. Rutgers, 2/13/2015
 Walks: 2, six times
 Steals: 1, twice
 Hitting Streak: 6 games

28 • MALIK ROSIER OF

- 6-3 • 213 • FR • Mobile, AL • Faith Academy
- Had pinch hit single versus Army (3/17)
 - Had first career hits - two-RBI 1B & solo HR - 2/15/15 vs. Rutgers
 - Four-year letterman at Faith Academy, speedy & can hit for power
 - Played catcher first three seasons before switching to outfield
 - Hit over .400 junior season as starting catcher for Rams
 - Also playing quarterback for football team at Miami

CAREER STATISTICS

YEAR	AVG	GP-GS	AB	R	H	2B	3B	HR	RBI	SB-A
2015	.429	6-9	7	1	3	0	0	1	3	0-0

CAREER HIGHS

At Bats: 3, vs. Rutgers, 2/15/2015
 Runs: 1, vs. Rutgers, 2/15/2015
 Hits: 2, vs. Rutgers, 2/15/2015
 RBI: 3, vs. Rutgers, 2/15/2015
 Walks: N/A
 Steals: N/A
 Hitting Streak: N/A

8 • DAVID THOMPSON INF

- 6-2 • 220 • JR • Miami, FL • Westminster Christian
- Named to Golden Spikes Award Midseason Watch List Thursday
 - Career-best 20-game hitting streak snapped in 62 vs. Duke (4/4)
 - Named ACC Co-POTW on 3/23 after hitting .389 w/4 HR, 13 RBI in UM's 3-1 week; slugged 1.278 in four games, added 2 2B, 1 3B
 - Recognized as NCBWA National Hitter of the Week on 3/16
 - Has started all 34 games of season - 24 at 3B, 1 at DH, 9 at 1B
 - Preseason All-America second-team selection by *Baseball America*
 - Developed blood clot in arm midway through '14, missed 32 games
 - Earned Freshman All-America honors from *Perfect Game* in 2013
 - Was the first three-time *Miami Herald* Athlete of the Year winner
 - State home run leader for single season (19) and career (55), breaking records set by Alex Rodriguez at same school/ballpark

CAREER STATISTICS

YEAR	AVG	GP-GS	AB	R	H	2B	3B	HR	RBI	SB-A
2015	.344	34-34	131	25	45	9	2	9	44	1-3
2014	.278	30-30	108	15	30	6	1	0	15	0-1
2013	.286	52-51	182	22	52	14	0	6	46	3-5

CAREER .302 116-115 421 62 127 29 3 15 104 4-9

CAREER HIGHS

At Bats: 6, twice
 Runs: 3, twice
 Hits: 3, twice
 RBI: 6, vs. FGCU, 3/10/2015
 Walks: 2, three times
 Steals: 1, four times
 Hitting Streak: 20 games

10 • JUSTIN SMITH OF

- 6-2 • 205 • FR • St. John's, FL • Bartram Trail
- Had one walk, one run scored in start at LF vs. Duke (4/5)
 - Made first start of career Saturday vs. NC State (3/14)
 - Connected for pinch hit single vs. Stetson (3/11)
 - Had first career hit in first career at bat vs. Rutgers (2/14/2015)
 - Saw action in three games vs. Rutgers, scored two runs
 - Ranked No. 51 national high school prospect by *Perfect Game*
 - Ranked No. 43 high school prospect by *Baseball America*
 - Named *Perfect Game* First Team All-American from 2011-14

CAREER STATISTICS

YEAR	AVG	GP-GS	AB	R	H	2B	3B	HR	RBI	SB-A
2015	.200	11-3	20	4	4	0	0	0	0	0-0

CAREER HIGHS

At Bats: 4, vs. Army, 3/17/2015
 Runs: 1, three times
 Hits: 1, three times
 RBI: N/A
 Walks: 1, twice
 Steals: N/A
 Hitting Streak: N/A



**2015 Miami Hurricanes Baseball
Overall Statistics for Miami (FL) (as of Apr 08, 2015)
(All games Sorted by Batting avg)**



Record: 25-9 Home: 18-2 Away: 7-7 ACC: 11-4

Player	avg	gp-gs	ab	r	h	2b	3b	hr	rbi	tb	slg%	bb	hp	so	gdp	ob%	sf	sh	sb-att	po	a	e	fld%	
George Iskenderian	.376	34-34	133	34	50	6	1	2	30	64	.481	17	4	26	1	.452	3	1	12-12	36	82	12	.908	
Garrett Kennedy	.375	31-26	96	21	36	6	1	3	20	53	.552	20	0	10	2	.479	1	2	0-0	98	8	0	1.000	
David Thompson	.344	34-34	131	25	45	9	2	9	44	85	.649	20	3	14	3	.433	3	3	1-3	98	64	6	.964	
Ricky Eusebio	.302	34-34	116	38	35	8	2	2	11	53	.457	25	11	22	1	.464	1	4	11-13	79	1	0	1.000	
Christopher Barr	.276	28-25	87	14	24	5	1	0	6	31	.356	9	4	21	3	.370	0	3	6-6	211	14	2	.991	
Johnny Ruiz	.269	28-21	78	9	21	0	1	0	14	23	.295	5	0	15	1	.306	2	3	0-0	44	67	3	.974	
Zack Collins	.267	33-33	116	27	31	6	3	4	20	55	.474	30	5	32	3	.434	1	0	6-6	151	17	2	.988	
Willie Abreu	.265	33-33	117	20	31	5	0	1	22	39	.333	13	3	23	4	.353	0	4	3-3	64	5	0	1.000	
Carl Chester	.264	33-32	129	24	34	5	1	4	15	53	.411	13	6	32	2	.356	1	4	9-12	48	2	2	.962	

Malik Rosier	.429	6-0	7	1	3	0	0	1	3	6	.857	0	1	1	0	.500	0	0	0-0	3	0	0	1.000	
Peter Crocitto	.375	6-0	8	2	3	1	0	0	0	4	.500	0	0	3	0	.375	0	0	0-0	10	1	0	1.000	
Sebastian Diaz	.364	7-3	11	3	4	0	0	0	3	4	.364	1	0	6	0	.385	1	0	1-1	7	5	3	.800	
Brandon Lopez	.267	16-14	45	4	12	2	1	0	7	16	.356	8	2	10	0	.400	0	2	0-0	18	41	5	.922	
Edgar Michelangeli	.239	22-10	46	4	11	3	0	0	3	14	.304	8	0	14	1	.352	0	2	1-1	18	19	2	.949	
Justin Smith	.200	11-3	20	4	4	0	0	0	0	4	.200	3	2	7	0	.360	0	0	0-0	3	0	0	1.000	
Jacob Heyward	.185	23-4	27	7	5	1	0	0	2	6	.222	6	2	9	0	.371	0	0	0-1	7	0	0	1.000	
Totals	.299	34	1167	237	349	57	13	26	200	510	.437	178	43	245	21	.407	13	28	50-58	912	373	44	.967	
Opponents	.246	34	1137	137	280	49	6	13	112	380	.334	111	27	244	19	.325	10	22	27-41	879	297	56	.955	

LOB - Team (316), Opp (258). DPs turned - Team (24), Opp (26). CI - Team (0), Opp (3). IBB - Team (2), Collins, Z. 1, Iskenderian 1, Opp (6). Picked off - Chester, C. 3, Thompson, D. 1, Barr, C. 1, Michelangeli 1, Eusebio, R. 1, Collins, Z. 1.

(All games Sorted by Earned run avg)

Player	era	w-l	app	gs	cg	sho	sv	ip	h	r	er	bb	so	2b	3b	hr	b/avg	wp	hp	bk	sfa	sha		
Thomas Woodrey	2.28	3-1	7	7	0	0/0	0	43.1	42	26	11	8	21	7	3	4	.253	0	5	1	2	5		
Danny Garcia	2.98	5-1	11	8	0	0/1	0	54.1	57	21	18	11	53	6	1	4	.275	2	3	0	1	2		
Enrique Sosa	4.35	4-3	8	8	0	0/1	0	41.1	42	22	20	16	35	8	0	3	.263	5	4	0	2	1		

Andy Honiotes	0.00	0-0	4	0	0	0/0	0	4.1	3	0	0	4	3	0	0	0	.231	0	1	0	0	0		
Daniel Braggi	1.59	1-0	12	0	0	0/1	0	22.2	10	4	4	6	17	5	0	0	.133	1	1	0	0	0		
Bryan Garcia	1.61	4-1	17	0	0	0/1	7	22.1	12	5	4	10	20	1	0	0	.167	5	1	0	0	4		
Andrew Suarez	2.00	3-0	5	5	0	0/1	0	27.0	30	9	6	8	27	4	0	2	.280	2	1	0	0	1		
Michael Mediavilla	2.08	1-1	17	0	0	0/1	0	17.1	7	6	4	7	22	4	0	0	.127	2	1	0	2	4		
Sam Abrams	2.25	0-0	5	0	0	0/1	0	8.0	9	2	2	6	2	3	0	0	.300	0	2	0	1	1		
Cooper Hammond	3.20	3-1	17	0	0	0/0	2	19.2	23	8	7	5	18	3	0	0	.295	0	4	0	0	3		
Jesse Lepore	3.38	0-0	6	0	0	0/1	0	8.0	8	5	3	7	2	1	0	0	.250	1	0	1	0	0		
Ryan Otero	4.19	0-0	10	2	0	0/1	1	19.1	16	10	9	5	9	4	1	0	.219	1	3	0	2	0		
Derik Beauprez	9.82	1-1	10	3	0	0/0	0	14.2	17	16	16	17	15	3	0	0	.283	4	1	1	0	1		
Daniel Sayles	10.80	0-0	5	1	0	0/0	0	1.2	4	3	2	1	0	0	1	0	.444	0	0	0	0	0		
Totals	3.14	25-9	34	34	0	3/3	10	304.0	280	137	106	111	244	49	6	13	.246	23	27	3	10	22		
Opponents	5.74	9-25	34	34	1	0/0	2	293.0	349	237	187	178	245	57	13	26	.299	40	43	2	13	28		

PB - Team (3), Collins, Z. 3, Opp (10). Pickoffs - Team (8), Garcia, D. 4, Suarez, A. 2, Woodrey, T. 1, Collins, Z. 1, Opp (8). SBA/ATT - Collins, Z. (22-29), Kennedy, G. (5-10), Hammond, C. (9-10), Sosa, E. (3-6), Beauprez, D. (5-5), Suarez, A. (3-4), Garcia, D. (0-3), Honiotes, A. (0-2), Sayles, D. (2-2), Otero, R. (2-2), Woodrey, T. (0-2), Abrams, S. (2-2), Garcia, B. (1-2), Mediavilla (0-1).



**2015 Miami Hurricanes Baseball
Overall Statistics for Miami (FL) (as of Apr 08, 2015)
(All games Sorted by Fielding pct)**



Player	c	po	a	e	fld%	dp	sba	csb	sba%	pb	ci
Garrett Kennedy	106	98	8	0	1.000	0	5	5	.500	0	0
Ricky Eusebio	80	79	1	0	1.000	1	0	0	---	0	0
Willie Abreu	69	64	5	0	1.000	1	0	0	---	0	0
Peter Crocitto	11	10	1	0	1.000	0	0	0	---	0	0
Thomas Woodrey	10	4	6	0	1.000	0	0	2	.000	0	0
Jacob Heyward	7	7	0	0	1.000	0	0	0	---	0	0
Michael Mediavilla	5	0	5	0	1.000	0	0	1	.000	0	0
Ryan Otero	5	3	2	0	1.000	0	2	0	1.000	0	0
Justin Smith	3	3	0	0	1.000	0	0	0	---	0	0
Sam Abrams	3	1	2	0	1.000	0	2	0	1.000	0	0
Daniel Briggi	3	1	2	0	1.000	0	0	0	---	0	0
Cooper Hammond	3	1	2	0	1.000	0	9	1	.900	0	0
Malik Rosier	3	3	0	0	1.000	0	0	0	---	0	0
Christopher Barr	227	211	14	2	.991	13	0	0	---	0	0
Zack Collins	170	151	17	2	.988	1	22	7	.759	3	0
Johnny Ruiz	114	44	67	3	.974	12	0	0	---	0	0
David Thompson	168	98	64	6	.964	9	0	0	---	0	0
Carl Chester	52	48	2	2	.962	0	0	0	---	0	0
Edgar Michelangeli	39	18	19	2	.949	7	0	0	---	0	0
Brandon Lopez	64	18	41	5	.922	7	0	0	---	0	0
George Iskenderian	130	36	82	12	.908	11	0	0	---	0	0
Danny Garcia	18	0	16	2	.889	1	0	3	.000	0	0
Andrew Suarez	8	1	6	1	.875	1	3	1	.750	0	0
Bryan Garcia	7	1	5	1	.857	1	1	1	.500	0	0
Sebastian Diaz	15	7	5	3	.800	2	0	0	---	0	0
Derik Beauprez	6	3	1	2	.667	0	5	0	1.000	0	0
Enrique Sosa	3	2	0	1	.667	0	3	3	.500	0	0
Andy Honiotes	0	0	0	0	.000	0	0	2	.000	0	0
Daniel Sayles	0	0	0	0	.000	0	2	0	1.000	0	0
Jesse Lepore	0	0	0	0	.000	0	0	0	---	0	0
Totals	1329	912	373	44	.967	24	27	14	.659	3	0
Opponents	1232	879	297	56	.955	26	50	8	.862	10	3

Hitting minimums - 25 Games 1 AB
Pitching minimums - 1 Games 1.0 IP/Game



2015 Miami Hurricanes Baseball
Conference statistics for Miami (FL) (as of Apr 05, 2015)
(ACC games only Sorted by Batting avg)



Record: 11-4 Home: 6-0 Away: 5-4 ACC: 11-4

Player	avg	gp-gs	ab	r	h	2b	3b	hr	rbi	tb	slg%	bb	hp	so	gdp	ob%	sf	sh	sb-att	po	a	e	fld%
Garrett Kennedy	.438	14-13	48	10	21	1	1	2	13	30	.625	11	0	5	1	.533	1	0	0-0	45	2	0	1.000
George Iskenderian	.394	15-15	66	15	26	3	0	1	14	32	.485	2	1	12	0	.414	1	1	6-6	18	41	7	.894
David Thompson	.328	15-15	58	8	19	5	1	5	20	41	.707	7	1	7	1	.397	2	2	0-0	38	31	2	.972
Johnny Ruiz	.316	13-12	38	3	12	0	0	0	6	12	.316	5	0	7	0	.378	2	2	0-0	24	36	1	.984
Zack Collins	.278	15-15	54	10	15	2	1	2	5	25	.463	14	1	16	1	.429	1	0	2-2	50	8	1	.983
Ricky Eusebio	.273	15-15	55	14	15	4	0	2	5	25	.455	6	6	13	1	.403	0	3	3-5	38	0	0	1.000
Willie Abreu	.255	15-15	55	11	14	3	0	0	10	17	.309	6	0	14	3	.328	0	1	1-1	31	3	0	1.000
Christopher Barr	.250	12-12	40	6	10	2	1	0	1	14	.350	4	1	9	1	.333	0	3	1-1	105	6	0	1.000
Carl Chester	.212	15-14	52	10	11	3	0	1	6	17	.327	7	3	17	1	.333	1	4	2-2	26	1	1	.964

Peter Crocitto	1.000	2-0	1	1	1	0	0	0	0	1	1.000	0	0	0	0	1.000	0	0	0-0	4	1	0	1.000
Brandon Lopez	.313	7-5	16	2	5	1	1	0	3	8	.500	5	1	4	0	.500	0	1	0-0	6	15	2	.913
Sebastian Diaz	.167	3-1	6	1	1	0	0	0	1	1	.167	0	0	5	0	.167	0	0	0-0	2	3	3	.625
Jacob Heyward	.125	11-1	8	3	1	0	0	0	0	1	.125	2	1	4	0	.364	0	0	0-0	4	0	0	1.000
Justin Smith	.000	4-2	8	2	0	0	0	0	0	0	.000	2	1	4	0	.273	0	0	0-0	3	0	0	1.000
Edgar Michelangeli	.000	4-0	5	0	0	0	0	0	0	0	.000	1	0	2	0	.167	0	0	0-0	1	1	0	1.000
Malik Rosier	.000	1-0	1	0	0	0	0	0	0	0	.000	0	0	0	0	.000	0	0	0-0	0	0	0	.000
Totals	.296	15	511	96	151	24	5	13	84	224	.438	72	16	119	9	.394	8	17	15-17	403	170	17	.971
Opponents	.246	15	504	63	124	25	3	4	52	167	.331	56	13	94	5	.334	4	14	14-18	396	124	18	.967

LOB - Team (135), Opp (125). DPs turned - Team (8), Opp (12). CI - Team (0), Opp (3). IBB - Team (1), Collins, Z. 1, Opp (5).
 Picked off - Collins, Z. 1, Barr, C. 1, Thompson, D. 1, Eusebio, R. 1, Chester, C. 1.

(ACC games only Sorted by Earned run avg)

Player	era	w-l	app	gs	cg	sho	sv	ip	h	r	er	bb	so	2b	3b	hr	b/avg	wp	hp	bk	sfa	sha
Andrew Suarez	1.64	3-0	4	4	0	0/1	0	22.0	22	7	4	6	24	3	0	1	.256	2	1	0	0	1
Bryan Garcia	1.80	2-1	10	0	0	0/1	4	15.0	8	4	3	9	12	1	0	0	.160	4	1	0	0	4
Thomas Woodrey	2.55	1-1	4	4	0	0/0	0	24.2	23	14	7	3	13	4	3	1	.247	0	3	1	0	5
Enrique Sosa	6.08	3-2	5	5	0	0/1	0	23.2	28	17	16	9	17	5	0	2	.292	5	2	0	1	1

Danny Garcia	0.00	0-0	2	0	0	0/0	0	5.2	4	0	0	0	2	1	0	0	.222	0	0	0	1	0
Ryan Otero	0.00	0-0	3	0	0	0/1	0	5.0	2	0	0	0	2	0	0	0	.118	0	0	0	0	0
Jesse Lepore	0.00	0-0	1	0	0	0/0	0	1.0	1	0	0	1	1	0	0	0	.250	0	0	0	0	0
Sam Abrams	2.25	0-0	4	0	0	0/1	0	8.0	9	2	2	5	2	3	0	0	.300	0	2	0	1	1
Daniel Braggi	2.89	0-0	6	0	0	0/1	0	9.1	5	3	3	4	1	3	0	0	.156	0	1	0	0	0
Cooper Hammond	3.24	1-0	7	0	0	0/0	1	8.1	11	3	3	3	7	2	0	0	.324	0	3	0	0	0
Michael Mediavilla	3.38	1-0	8	0	0	0/0	0	8.0	4	5	3	6	9	2	0	0	.154	1	0	0	1	2
Daniel Sayles	13.50	0-0	2	1	0	0/0	0	0.2	3	2	1	1	0	0	0	0	.600	0	0	0	0	0
Derik Beauprez	18.00	0-0	3	1	0	0/0	0	3.0	4	6	6	9	4	1	0	0	.308	1	0	0	0	0
Totals	3.22	11-4	15	15	0	2/2	5	134.1	124	63	48	56	94	25	3	4	.246	13	13	1	4	14
Opponents	4.91	4-11	15	15	0	0/0	1	132.0	151	96	72	72	119	24	5	13	.296	16	16	1	8	17

PB - Team (0), Opp (5). Pickoffs - Team (1), Suarez, A. 1, Opp (5). SBA/ATT - Collins, Z. (11-14), Hammond, C. (3-4), Kennedy, G. (3-4), Suarez, A. (3-4), Sosa, E. (2-3), Sayles, D. (2-2), Abrams, S. (2-2), Mediavilla (0-1), Garcia, B. (1-1), Beauprez, D. (1-1).



2015 Miami Hurricanes Baseball
Conference statistics for Miami (FL) (as of Apr 05, 2015)
(ACC games only Sorted by Fielding pct)



Player	c	po	a	e	fld%	dp	sba	csb	sba%	pb	ci
Christopher Barr	111	105	6	0	1.000	5	0	0	---	0	0
Garrett Kennedy	47	45	2	0	1.000	0	3	1	.750	0	0
Ricky Eusebio	38	38	0	0	1.000	0	0	0	---	0	0
Willie Abreu	34	31	3	0	1.000	1	0	0	---	0	0
Andrew Suarez	6	1	5	0	1.000	1	3	1	.750	0	0
Bryan Garcia	6	1	5	0	1.000	1	1	0	1.000	0	0
Peter Crocitto	5	4	1	0	1.000	0	0	0	---	0	0
Thomas Woodrey	5	2	3	0	1.000	0	0	0	---	0	0
Jacob Heyward	4	4	0	0	1.000	0	0	0	---	0	0
Sam Abrams	3	1	2	0	1.000	0	2	0	1.000	0	0
Justin Smith	3	3	0	0	1.000	0	0	0	---	0	0
Daniel Briggi	3	1	2	0	1.000	0	0	0	---	0	0
Michael Mediavilla	3	0	3	0	1.000	0	0	1	.000	0	0
Edgar Michelangeli	2	1	1	0	1.000	0	0	0	---	0	0
Cooper Hammond	1	0	1	0	1.000	0	3	1	.750	0	0
Danny Garcia	1	0	1	0	1.000	0	0	0	---	0	0
Ryan Otero	1	1	0	0	1.000	0	0	0	---	0	0
Enrique Sosa	1	1	0	0	1.000	0	2	1	.667	0	0
Johnny Ruiz	61	24	36	1	.984	5	0	0	---	0	0
Zack Collins	59	50	8	1	.983	1	11	3	.786	0	0
David Thompson	71	38	31	2	.972	2	0	0	---	0	0
Carl Chester	28	26	1	1	.964	0	0	0	---	0	0
Brandon Lopez	23	6	15	2	.913	1	0	0	---	0	0
George Iskenderian	66	18	41	7	.894	4	0	0	---	0	0
Sebastian Diaz	8	2	3	3	.625	0	0	0	---	0	0
Jesse Lepore	0	0	0	0	.000	0	0	0	---	0	0
Daniel Sayles	0	0	0	0	.000	0	2	0	1.000	0	0
Derik Beauprez	0	0	0	0	.000	0	1	0	1.000	0	0
Malik Rosier	0	0	0	0	.000	0	0	0	---	0	0
Totals	590	403	170	17	.971	8	14	4	.778	0	0
Opponents	538	396	124	18	.967	12	15	2	.882	5	3

Hitting minimums - 12 Games 1 AB
Pitching minimums - 1 Games 1.0 IP/Game

STARTERS SUMMARY

Player	GS	Position											Batting Order									
		p	c	1b	2b	3b	ss	lf	cf	rf	of	dh	1st	2nd	3rd	4th	5th	6th	7th	8th	9th	
Ricky Eusebio	34	34	.	.	.	4	30
David Thompson	34	.	.	9	.	24	1	.	.	5	6	13	9	1	.	.	
George Iskenderia	34	.	.	.	4	10	20	11	8	5	6	4	.	.	
Willie Abreu	33	33	5	15	9	4	.	.	
Zack Collins	33	.	19	14	.	.	18	15	
Carl Chester	32	32	30	2	
Garrett Kennedy	26	.	15	11	.	3	.	.	1	9	13	.	.	
Christopher Barr	25	.	.	25	1	1	14	9	
Johnny Ruiz	21	.	.	.	21	7	14	
Brandon Lopez	14	14	4	4	6	
Edgar Michelangel	10	.	.	.	7	3	6	4	.	
Enrique Sosa	8	8	
Danny Garcia	8	8	
Thomas Woodrey	7	7	
Andrew Suarez	5	5	
Jacob Heyward	4	1	.	3	3	1	
Derik Beauprez	3	3	
Sebastian Diaz	3	.	.	.	2	1	2	1	
Justin Smith	3	2	.	.	.	1	1	1	.	1	
Ryan Otero	2	2	
Daniel Sayles	1	1	

Starting Lineup By Position
(Team W-L record when starter)

PITCHER:
 Enrique Sosa 8 (5-3)
 Danny Garcia 8 (7-1)
 Thomas Woodrey 7 (6-1)
 Andrew Suarez 5 (5-0)
 Derik Beauprez 3 (0-3)
 Ryan Otero 2 (1-1)
 Daniel Sayles 1 (1-0)

CATCHER:
 Zack Collins 19 (15-4)
 Garrett Kennedy 15 (10-5)

FIRST BASE:
 Christopher Barr 25 (20-5)
 David Thompson 9 (5-4)

SECOND BASE:
 Johnny Ruiz 21 (14-7)
 Edgar Michelangeli 7 (5-2)
 George Iskenderian 4 (4-0)
 Sebastian Diaz 2 (2-0)

THIRD BASE:
 David Thompson 24 (19-5)
 George Iskenderian 10 (6-4)

SHORTSTOP:
 George Iskenderian 20 (15-5)
 Brandon Lopez 14 (10-4)

LEFT FIELD:
 Carl Chester 32 (23-9)
 Justin Smith 2 (2-0)

CENTER FIELD:
 Ricky Eusebio 34 (25-9)

RIGHT FIELD:
 Willie Abreu 33 (24-9)
 Jacob Heyward 1 (1-0)

DESIGNATED HITTER:
 Zack Collins 14 (9-5)
 Garrett Kennedy 11 (8-3)
 Edgar Michelangeli 3 (3-0)
 Jacob Heyward 3 (2-1)
 David Thompson 1 (1-0)
 Justin Smith 1 (1-0)
 Sebastian Diaz 1 (1-0)

Starting Lineup By Lineup Spot
(Team W-L record when starter)

LEADOFF:
 Carl Chester 30 (21-9)
 Ricky Eusebio 4 (4-0)

2ND SPOT:
 Ricky Eusebio 30 (21-9)
 Garrett Kennedy 3 (3-0)
 Christopher Barr 1 (1-0)

3RD SPOT:
 Zack Collins 18 (13-5)
 George Iskenderian 11 (8-3)
 David Thompson 5 (4-1)

CLEANUP:
 Zack Collins 15 (11-4)
 George Iskenderian 8 (6-2)
 David Thompson 6 (5-1)
 Willie Abreu 5 (3-2)

5TH SPOT:
 Willie Abreu 15 (11-4)
 David Thompson 13 (9-4)
 George Iskenderian 5 (4-1)
 Garrett Kennedy 1 (1-0)

6TH SPOT:
 Garrett Kennedy 9 (6-3)
 Willie Abreu 9 (8-1)
 David Thompson 9 (7-2)
 George Iskenderian 6 (3-3)
 Justin Smith 1 (1-0)

7TH SPOT:
 Garrett Kennedy 13 (8-5)
 Edgar Michelangeli 6 (6-0)
 George Iskenderian 4 (4-0)
 Brandon Lopez 4 (3-1)
 Willie Abreu 4 (2-2)
 David Thompson 1 (0-1)
 Christopher Barr 1 (1-0)
 Justin Smith 1 (1-0)

8TH SPOT:
 Christopher Barr 14 (11-3)
 Johnny Ruiz 7 (5-2)
 Brandon Lopez 4 (3-1)
 Edgar Michelangeli 4 (2-2)
 Jacob Heyward 3 (2-1)
 Sebastian Diaz 2 (2-0)

9TH SPOT:
 Johnny Ruiz 14 (9-5)
 Christopher Barr 9 (7-2)
 Brandon Lopez 6 (4-2)
 Carl Chester 2 (2-0)
 Sebastian Diaz 1 (1-0)
 Jacob Heyward 1 (1-0)
 Justin Smith 1 (1-0)



**2015 Miami Hurricanes Baseball
Games Summary for Miami (FL) (as of Apr 09, 2015)
(All games)**



Score by innings	1	2	3	4	5	6	7	8	9	EX	Total
Miami (FL)	31	34	36	34	22	24	19	18	15	4	237
Opponents	19	22	21	17	11	12	11	13	10	1	137

Record when ...

Overall	25-9	After 6 leading	18-1
Conference	11-4 trailing	3-6
Non-Conference	14-5 tied	4-2
Home games	18-2	After 7 leading	18-0
Away games	7-7 trailing	3-7
Neutral site	0-0 tied	4-2
Day games	7-7	After 8 leading	19-0
Night games	18-2 trailing	3-7
vs Left starter	11-2 tied	3-2
vs Right starter	14-7		
1-Run games	8-3	Hit 0 home runs	10-7
2-Run games	1-1	... 1 home run	9-2
5+Run games	12-4	... 2+ home runs	6-0
Extra innings	3-0		
Shutouts	3-0	Opponent 0 home runs	17-6
	 1 home run	7-2
Scoring 0-2 runs	0-2 2+ HRs	1-1
..... 3-5 runs	9-5		
..... 6-9 runs	10-2	Made 0 errors	5-2
..... 10+ runs	6-0	... 1 error	12-3
		... 2+ errors	8-4
Opponent 0-2 runs	10-1		
..... 3-5 runs	13-3	Opp. made 0 errors	5-3
..... 6-9 runs	2-2 1 error	6-4
..... 10+ runs	0-3 2+ errors	14-2
Scored in 1st inning	11-2	Out-hit opponent	19-1
Opp. scored in 1st	5-6	Out-hit by opponent	6-8
Scores first	17-3	Hits are tied	0-0
Opp. scores first	8-6		

Record when team scores:

Runs	0	1	2	3	4	5	6	7	8	9	10+
W-L	0-0	0-2	0-0	2-3	5-2	2-0	1-2	3-0	1-0	5-0	6-0

Record when opponent scores:

Runs	0	1	2	3	4	5	6	7	8	9	10+
W-L	3-0	1-0	6-1	9-0	2-1	2-2	0-0	2-0	0-1	0-1	0-3

Record when leading after:

Inn.	1	2	3	4	5	6	7	8
W-L	11-1	15-1	17-1	17-0	17-1	18-1	18-0	19-0

Record when trailing after:

Inn.	1	2	3	4	5	6	7	8
W-L	3-6	5-7	4-5	4-7	5-7	3-6	3-7	3-7

Record when tied after:

Inn.	1	2	3	4	5	6	7	8
W-L	11-2	5-1	4-3	4-2	3-1	4-2	4-2	3-2

Current winning streak: 5
 Longest winning streak: 8
 Longest losing streak: 2

Home attendance : 48054 (20 dates avg = 2402)

Away attendance : 29387 (14 dates avg = 2099)

Total attendance: 77441 (34 dates avg = 2277)



**2015 Miami Hurricanes Baseball
Miscellaneous Stats for Miami (FL) (as of Apr 09, 2015)
(All games)**



Multiple Hit Games	2	3	4	5+	Total
George Iskenderian	6	6	1	-	13
David Thompson	7	3	1	-	11
Garrett Kennedy	7	3	-	-	10
Zack Collins	7	1	-	-	8
Ricky Eusebio	6	2	-	-	8
Willie Abreu	7	-	1	-	8
Carl Chester	5	2	-	-	7
Christopher Barr	5	1	-	-	6
Johnny Ruiz	5	-	-	-	5
Brandon Lopez	1	1	-	-	2
Edgar Michelangeli	1	-	-	-	1
Malik Rosier	1	-	-	-	1
TEAM	58	19	3	0	80

Multiple RBI Games	2	3	4	5+	Total
David Thompson	5	-	2	3	10
George Iskenderian	4	4	-	-	8
Garrett Kennedy	5	2	-	-	7
Willie Abreu	5	1	-	-	6
Zack Collins	1	3	-	-	4
Ricky Eusebio	1	1	-	-	2
Johnny Ruiz	1	1	-	-	2
Christopher Barr	1	-	-	-	1
Carl Chester	1	-	-	-	1
Jacob Heyward	1	-	-	-	1
Brandon Lopez	-	1	-	-	1
Edgar Michelangeli	1	-	-	-	1
Malik Rosier	-	1	-	-	1
TEAM	26	14	2	3	45

Hitting Streaks	Longest	Current
David Thompson	20	2
George Iskenderian	12	7
Garrett Kennedy	11	5
Willie Abreu	7	-
Carl Chester	7	1
Zack Collins	5	5
Ricky Eusebio	5	5
Christopher Barr	5	1
Brandon Lopez	4	-
Edgar Michelangeli	4	-
Jacob Heyward	3	-
Sebastian Diaz	3	-
Johnny Ruiz	3	2
Peter Crocitto	2	2
Malik Rosier	2	-
Justin Smith	1	-

Reached Base Streaks	Longest	Current
Zack Collins	27	5
George Iskenderian	25	7
David Thompson	23	2
Ricky Eusebio	17	5
Garrett Kennedy	16	6
Carl Chester	12	1
Willie Abreu	8	-
Christopher Barr	7	7
Edgar Michelangeli	5	-
Jacob Heyward	5	-
Johnny Ruiz	5	2
Brandon Lopez	4	-
Justin Smith	4	2
Sebastian Diaz	3	-
Malik Rosier	2	-
Peter Crocitto	2	2



2014 Miami Hurricanes Baseball
#24 Miami Hurricanes at Virginia Tech Hokies
Apr 04, 2014 at Blacksburg, Va. (English Field)

**Miami Hurricanes 8 (19-12,9-4 ACC)****Virginia Tech Hokies 7 (14-13-1,5-8 ACC)**

Player	ab	r	h	rbi	bb	so	po	a	lob
Dale Carey cf/rf	4	1	2	0	1	1	0	0	0
Tyler Palmer lf	4	2	2	1	0	0	3	0	1
Willie Abreu rf	5	1	2	1	0	1	0	1	0
Bryan Garcia p	0	0	0	0	0	0	0	0	0
Zack Collins dh/1b	5	2	3	2	0	1	0	0	1
Johnny Ruiz 3b	3	1	0	1	1	1	0	1	0
Brad Fieger 1b	2	0	1	0	0	0	6	1	0
Brad Zunica ph/1b	2	0	1	2	0	0	1	0	0
John Lawroski pr	0	0	0	0	0	0	0	0	0
Cooper Hammond p	0	0	0	0	0	0	0	0	0
Ricky Eusebio ph/cf	1	0	0	0	0	0	0	0	2
Brandon Lopez ss	2	0	0	1	1	0	4	1	0
Garrett Kennedy c	2	0	0	0	0	1	5	0	0
Carlos Diaz c	2	0	0	0	0	0	6	0	1
Alex Hernandez 2b	1	0	0	0	0	0	1	3	0
Sebastian Diaz ph/2b	2	1	0	0	1	1	0	2	2
Chris Diaz p	0	0	0	0	0	0	1	1	0
Enrique Sosa p	0	0	0	0	0	0	0	0	0
Danny Garcia p	0	0	0	0	0	0	0	0	0
Sam Abrams p	0	0	0	0	0	0	0	1	0
AJ Salcines p	0	0	0	0	0	0	0	0	0
Totals	35	8	11	8	4	6	27	11	7

Player	ab	r	h	rbi	bb	so	po	a	lob
Saige Jenco cf	5	0	1	1	0	1	4	0	7
Alex Perez 2b/p	5	0	0	0	0	1	0	2	1
Mark Zagunis c	4	1	2	0	1	0	6	0	0
Brendon Hayden dh/2b	5	2	2	0	0	2	1	0	2
Sean Keselica 1b/lf	5	2	2	1	0	2	10	0	0
Kyle Wernicki lf	2	1	1	1	2	0	3	0	0
Phil Sciretta p	0	0	0	0	0	0	0	0	0
Tom Stoffel rf	3	0	0	1	1	1	2	0	0
Ricky Surum ss	4	0	0	0	0	4	1	5	1
Miguel Ceballos 3b	3	1	2	2	2	0	0	2	0
Brad Markey p	0	0	0	0	0	0	0	3	0
Luke Scherzer p	0	0	0	0	0	0	0	0	0
Sean Kennedy p	0	0	0	0	0	0	0	0	0
Totals	36	7	10	6	6	11	27	12	12

Score by Innings	1	2	3	4	5	6	7	8	9	R	H	E
Miami Hurricanes	0	1	0	0	0	1	0	4	2	8	11	2
Virginia Tech Hokies	0	1	3	0	0	0	3	0	0	7	10	4

E - Kennedy, G.(4); Hernandez, A(2); Jenco, S.(2); Zagunis, M.(3); Ceballos, M. 2(6). DP - Hokies 1. LOB - Hurricanes 7; Hokies 12. 2B - Carey, D.(11); Palmer, T.(5); Zagunis, M.(6); Hayden, B.(9). 3B - Collins, Z.(1); Ceballos, M.(1). HBP - Wernicki, K.; Stoffel, T.. SH - Palmer, T.(8); Jenco, S.(4); Surum, R.(4). SF - Ruiz, J.(1); Lopez, B.(2).

Miami Hurricanes	ip	h	r	er	bb	so	ab	bf	np
Chris Diaz	4.0	5	4	2	4	5	18	25	100
Enrique Sosa	2.0	0	0	0	1	6	6	6	26
Danny Garcia	0.1	1	2	2	1	1	2	3	16
Sam Abrams	0.1	1	1	1	0	0	1	2	2
AJ Salcines	1.0	2	0	0	0	2	5	5	18
Cooper Hammond	0.1	1	0	0	0	1	1	1	4
Bryan Garcia	1.0	0	0	0	1	2	3	4	21

Virginia Tech Hokies	ip	h	r	er	bb	so	ab	bf	np
Brad Markey	7.0	5	2	2	2	3	23	27	114
Luke Scherzer	0.1	3	3	3	0	1	4	4	19
Sean Kennedy	0.2	1	1	1	1	0	2	4	11
Alex Perez	0.1	1	2	2	1	1	2	3	16
Phil Sciretta	0.2	1	0	0	0	1	4	4	14

Win - Hammond, C. (4-0). Loss - Perez, A. (0-1). Save - Garcia, B. (8).
 WP - Diaz, C. 2(3). HBP - by Diaz, C. (Wernicki, K.); by Diaz, C. (Stoffel, T.). Pitches/strikes: Diaz, C. 100/55;
 Sosa, E. 26/18; Garcia, D. 16/7; Abrams, S. 2/2; Salcines, A. 18/11; Hammond, C. 4/3; Garcia, B. 21/10; Markey, B. 114/69; Scherzer, L. 19/12; Kennedy, S. 11/4; Perez, A. 16/9; Sciretta, P. 14/10.

Umpires - HP: Fred Cannon 1B: Junior Creech 3B: Danny Everett
 Start: 5:33 pm Time: 3:39 Attendance: 1045
 Weather: Overcast, windy. 71F
 Diaz, C. faced 3 batters in the 5th.



2014 Miami Hurricanes Baseball
#24 Miami Hurricanes at Virginia Tech Hokies
Apr 05, 2014 at Blacksburg, Va. (English Field)



Miami Hurricanes 4 (20-12,10-4 ACC)

Virginia Tech Hokies 3 (14-14-1,5-9 ACC)

Player	ab	r	h	rbi	bb	so	po	a	lob
Dale Carey cf/rf	4	1	1	0	0	1	0	0	0
Tyler Palmer lf	3	0	0	0	0	1	3	0	2
Willie Abreu rf	4	1	0	0	0	0	2	1	1
Ricky Eusebio cf	0	0	0	0	0	0	1	0	0
Zack Collins c	3	0	1	1	0	0	5	1	0
Johnny Ruiz 3b	3	0	0	1	0	0	0	0	1
Sebastian Diaz 2b	4	1	1	0	0	0	2	6	0
Alex Hernandez 2b	0	0	0	0	0	0	0	1	0
Brad Zunica dh	3	0	0	0	1	0	0	0	1
John Lawroski pr	0	0	0	0	0	0	0	0	0
Brad Fieger 1b	3	1	3	1	0	0	11	0	0
Brandon Lopez ss	2	0	0	0	1	0	3	3	0
Andrew Suarez p	0	0	0	0	0	0	0	1	0
Cooper Hammond p	0	0	0	0	0	0	0	0	0
Bryan Garcia p	0	0	0	0	0	0	0	1	0
Totals	29	4	6	3	2	2	27	14	5

Player	ab	r	h	rbi	bb	so	po	a	lob
Saige Jenco cf	4	0	0	0	0	0	6	0	2
Alex Perez 2b	4	0	1	1	0	0	6	3	0
Mark Zagunis c	2	1	0	0	2	1	2	0	0
Brendon Hayden 3b	4	1	2	2	0	2	0	3	2
Sean Keselica p/dh	4	0	0	0	0	0	1	0	0
Phil Sciretta 1b	4	0	2	0	0	1	8	4	0
Kyle Wernicki rf	4	0	1	0	0	0	1	0	0
Logan Bible lf	3	0	2	0	0	0	3	0	1
Ricky Surum ss	3	1	1	0	0	0	0	5	2
Tom Stoffel ph	1	0	0	0	0	1	0	0	0
Tanner McIntyre p	0	0	0	0	0	0	0	0	0
Sean Kennedy p	0	0	0	0	0	0	0	0	0
Luke Scherzer p	0	0	0	0	0	0	0	1	0
Totals	33	3	9	3	2	5	27	16	7

Score by Innings	1	2	3	4	5	6	7	8	9	R	H	E
Miami Hurricanes	1	1	1	0	0	0	1	0	0	4	6	0
Virginia Tech Hokies	0	0	1	0	0	0	0	2	0	3	9	2

E - Zagunis, M.(4); Bible, L.(1). DP - Hurricanes 1; Hokies 1. LOB - Hurricanes 5; Hokies 7. 2B - Diaz, S.(1); Perez, A.(4); Surum, R.(4). HR - Hayden, B.(6). HBP - Palmer, T.; Collins, Z.. SH - Ruiz, J.(5); Fieger, B.(2); Lopez, B.(4); Jenco, S.(5); Bible, L.(3). SB - Carey, D.(10); Zagunis, M.(9). CS - Lawroski, J.(1).

Miami Hurricanes	ip	h	r	er	bb	so	ab	bf	np	Virginia Tech Hokies	ip	h	r	er	bb	so	ab	bf	np
Andrew Suarez	7.2	8	3	3	2	3	29	32	98	Sean Keselica	6.1	6	4	2	1	1	23	27	100
Cooper Hammond	0.1	0	0	0	0	1	1	1	4	Tanner McIntyre	0.1	0	0	0	0	1	1	2	6
Bryan Garcia	1.0	1	0	0	0	1	3	4	12	Sean Kennedy	1.1	0	0	0	1	0	4	5	22
										Luke Scherzer	1.0	0	0	0	0	0	1	2	5

Win - Suarez, A. (4-1). Loss - Keselica, S. (2-2). Save - Garcia, B. (9).
 WP - Kennedy, S.(1). HBP - by Keselica, S. (Collins, Z.); by McIntyre, T. (Palmer, T.). PB - Zagunis, M.(3).
 Pitches/strikes: Suarez, A. 98/61; Hammond, C. 4/3; Garcia, B. 12/8; Keselica, S. 100/62; McIntyre, T. 6/3;
 Kennedy, S. 22/10; Scherzer, L. 5/3.

Umpires - HP: Junior Creech 1B: Danny Everett 3B: Fred Cannon
 Start: 2:04 pm Time: 2:18 Attendance: 1468
 Weather: P. Cloudy, windy. 50F
 Kennedy, S. faced 1 batter in the 9th.



2014 Miami Hurricanes Baseball
#24 Miami Hurricanes at Virginia Tech Hokies
Apr 06, 2014 at Blacksburg, Va. (English Field)

**Miami Hurricanes 9 (21-12,11-4 ACC)****Virginia Tech Hokies 2 (14-15-1,5-10 ACC)**

Player	ab	r	h	rbi	bb	so	po	a	lob
Dale Carey cf	5	1	0	0	1	1	0	0	4
Tyler Palmer lf	4	2	1	0	0	0	3	1	1
Willie Abreu rf	3	0	1	0	2	1	2	0	0
Ricky Eusebio pr	0	1	0	0	0	0	0	0	0
Zack Collins dh	5	1	1	2	0	0	0	0	2
John Lawroski pr	0	1	0	0	0	0	0	0	0
Brad Fieger 1b	4	0	0	1	1	0	8	0	0
Sebastian Diaz 2b	4	1	1	0	0	0	1	2	1
Alex Hernandez 2b	1	1	1	2	0	0	2	0	0
Johnny Ruiz 3b	3	1	1	0	2	0	1	3	0
Brandon Lopez ss	4	0	2	2	1	1	2	5	0
Garrett Kennedy c	4	0	1	1	1	0	8	0	2
Bryan Radziewski p	0	0	0	0	0	0	0	1	0
Thomas Woodrey p	0	0	0	0	0	0	0	0	0
Cooper Hammond p	0	0	0	0	0	0	0	0	0
Totals	37	9	9	8	8	3	27	12	10

Player	ab	r	h	rbi	bb	so	po	a	lob
Saige Jenco cf	4	0	3	0	0	0	2	0	0
Alex Perez 2b	4	0	0	0	0	2	1	4	0
Mark Zagunis c	4	1	0	0	0	0	3	0	4
Brendon Hayden 3b	4	1	1	0	0	3	0	2	0
Sean Keselica 1b	3	0	2	0	0	0	12	2	0
Phil Sciretta dh	4	0	2	2	0	0	0	0	0
Kyle Wernicki lf	3	0	0	0	0	3	5	0	3
Miguel Ceballos ph	1	0	0	0	0	0	0	0	0
Tom Stoffel rf	2	0	0	0	1	0	1	0	0
Ricky Surum ss	3	0	1	0	0	0	1	3	0
Jon Woodcock p	0	0	0	0	0	0	0	0	0
Aaron McGarity p	0	0	0	0	0	0	0	0	0
Kit Scheetz p	0	0	0	0	0	0	1	0	0
Tanner McIntyre p	0	0	0	0	0	0	1	0	0
Totals	32	2	9	2	1	8	27	11	7

Score by Innings	1	2	3	4	5	6	7	8	9	R	H	E
Miami Hurricanes	0	1	3	0	0	0	0	0	5	9	9	0
Virginia Tech Hokies	2	0	0	0	0	0	0	0	0	2	9	4

E - Zagunis, M.(5); Hayden, B.(2); Surum, R.(6); Woodcock, J.(1). DP - Hurricanes 2. LOB - Hurricanes 10; Hokies 7. 2B - Diaz, S.(2). HBP - Keselica, S.; Stoffel, T.. SH - Palmer, T.(9); Surum, R.(5). SB - Palmer, T.(9); Abreu, W.(3); Ruiz, J.(2); Hayden, B.(1).

Miami Hurricanes	ip	h	r	er	bb	so	ab	bf	np
Bryan Radziewski	7.0	8	2	2	1	7	26	30	103
Thomas Woodrey	1.0	1	0	0	0	1	3	3	17
Cooper Hammond	1.0	0	0	0	0	0	3	3	15

Virginia Tech Hokies	ip	h	r	er	bb	so	ab	bf	np
Jon Woodcock	2.2	4	4	1	3	0	13	16	68
Aaron McGarity	3.1	2	0	0	1	1	12	13	44
Kit Scheetz	0.2	0	0	0	1	1	2	3	12
Tanner McIntyre	1.1	0	2	1	1	0	4	6	21
Phil Sciretta	1.0	3	3	3	2	1	6	8	24

Win - Radziewski (2-2). Loss - Woodcock, J. (0-1). Save - None.

WP - Woodcock, J.(2). HBP - by Radziewski (Keselica, S.); by Radziewski (Stoffel, T.). Pitches/strikes: Radziewski 103/66; Woodrey, T. 17/11; Hammond, C. 15/8; Woodcock, J. 68/41; McGarity, A. 44/30; Scheetz, K. 12/6; McIntyre, T. 21/13; Sciretta, P. 24/12.

Umpires - HP: Danny Everett 1B: Fred Cannon 3B: Junior Creech
 Start: 1:03 pm Time: 2:50 Attendance: 1083
 Weather: M. Cloudy, breezy. 52F