



# MIAMI HURRICANES FOOTBALL

FIVE NATIONAL CHAMPIONSHIPS • 64 FIRST-ROUND DRAFT PICKS • 35 CONSENSUS ALL-AMERICANS • IT'S ALL ABOUT THE U

Thursday, September 27, 2018  
8 p.m. ET | ESPN  
Miami Gardens, Fla.  
Hard Rock Stadium (64,767)

## GAME FIVE



### #16/#16 MIAMI HURRICANES (3-1, 0-0 ACC)

HEAD COACH: Mark Richt (Miami, 1982) | CAREER: 167-59 (18th season) | AT MIAMI: 22-8 (third)



### NORTH CAROLINA TAR HEELS (1-2, 1-0 ACC)

HEAD COACH: Larry Fedora (Austin College, 1985) | CAREER: 78-55 (11th season) | AT UNC: 44-36 (seventh)

## SCHEDULES

### MIAMI (3-1)

#### SEPTEMBER (3-1)

S 2	LSU	Arlington, Texas	L, 17-33
S 8	Savannah State	Hard Rock Stadium	W, 77-0
S 15	at Toledo	Toledo, Ohio	W, 49-24
S 22	FIU	Hard Rock Stadium	W, 31-17
S 27	North Carolina*	Hard Rock Stadium	8 p.m. ET

#### OCTOBER (0-0)

O 6	Florida State*	Hard Rock Stadium	TBA
O 13	at Virginia*	Charlottesville, Va.	TBA
O 26	at Boston College*	Chestnut Hill, Mass.	7 p.m. ET

#### NOVEMBER (0-0)

N 3	Duke*	Hard Rock Stadium	TBA
N 10	at Georgia Tech*	Atlanta, Ga.	TBA
N 17	at Virginia Tech*	Blacksburg, Va.	TBA
N 24	Pittsburgh*	Hard Rock Stadium	TBA

### NORTH CAROLINA (1-2)

#### SEPTEMBER (1-2)

S 1	at Cal	Berkeley, Calif.	L, 17-24
S 8	at ECU	Greenville, N.C.	L, 19-41
S 15	UCF	Chapel Hill, N.C.	cancelled
S 22	Pittsburgh*	Chapel Hill, N.C.	W, 38-35
S 27	at Miami*	Miami Gardens, Fla.	8 p.m.

#### OCTOBER (0-0)

O 13	Virginia Tech*	Chapel Hill, N.C.	TBA
O 20	at Syracuse*	Syracuse, N.Y.	TBA
O 27	at Virginia*	Charlottesville, Va.	TBA

#### NOVEMBER (0-0)

N 3	Georgia Tech*	Chapel Hill, N.C.	TBA
N 10	at Duke*	Durham, N.C.	TBA
N 17	Western Carolina	Chapel Hill, N.C.	TBA
N 24	NC State	Chapel Hill, N.C.	TBA

#### THE GAME

- Coming off a 31-17 win over FIU at Hard Rock Stadium in Miami Gardens, Fla., last time out on Sept. 22, the No. 16/16 Miami Hurricanes continue their month of September with their conference opener vs. ACC Coastal foe North Carolina on Thursday, Sept. 27. Kickoff is set for 8 p.m. ET
- The game will be broadcast on **ESPN** with Dave Flemming (play by play), Jon Vilma (analyst), Gene Chizik (analyst) and Laura Rutledge (sidelines) on the call. Joe Zagacki (play by play) and Don Bailey, Jr. (color) are in the **560 WQAM** radio booth for their 17th season together, while Josh Darrow will handle the sideline duty. Jose "Chamby" Campos (pxp) and Joe Martinez (color) will carry the game live on **990AM ESPN Deportes**. **WVUM 90.5 FM**, UM's student radio station, will also be broadcasting the game, as will **ESPN Radio** (Bill Rosinski, David Norrie & Ian Fitzsimmons)

#### THE SERIES

- North Carolina leads the all-time series, 11-10, but the Canes carry a 7-6 all-time lead in games played in Miami or Miami Gardens into Thursday.
- The Hurricanes captured a 24-19 victory over North Carolina in the 2017 meeting between the two teams on Oct. 28, 2017 in Chapel Hill, N.C.
- UNC won the last meeting in Miami Gardens, 20-13, on Oct. 15, 2016 - the last home regular-season loss for Miami, which has won 11 straight since.

#### THE HURRICANES

- Miami is coming off a 31-17 win over FIU on Sept. 22, 2018; the win was the Canes' 11th straight at home in the regular season dating to Oct. 15, 2016.
- After another dominating performance by its defense, Miami is now ranked No. 2 nationally in total defense - allowing just 223.8 yards per game.
- The matchup between the Hurricanes and the crosstown Panthers was the first since 2007 and the third all-time; Miami improved to 3-0 vs. FIU.
- QB **N'Kosi Perry** threw for a career-high 224 passing yards on 17-of-25 passing with three touchdowns and one interception in the victory.
- RB **Travis Homer** had the first 100-yard rushing game of his season and fourth of his career with 114 rushing yards on 13 carries with a 35-yard TD.
- Among UM's top defensive performers against FIU were redshirt senior DL **Gerald Willis III** (3.0 tackles for loss, five total tackles) and DB **Sheldrick Redwine** (one interception). Willis III is tied for the nation's lead with an average of 2.5 tackles for loss per game through four games (10.0 total).
- Miami has returned 14 starters and 44 letterwinners from a 2017 team that won 10 games (10-3) for the first time since 2003 and advanced to the ACC Championship Game for the first time ever. The Hurricanes ended the year in the Capital One Orange Bowl for the first time since 2003.
- Miami's seven wins in ACC play (7-1) in 2017 were the most in program history, as the Hurricanes captured the ACC's Coastal Division title for the first time. **Mark Richt** was named ACC Coach of the Year in a year where UM finished with a perfect 7-0 home record during the regular season.

#### THE OPPONENT

- North Carolina is under the direction of head coach Larry Fedora, who has a compiled a 78-55 overall record and a 44-36 mark with the Tar Heels.
- Though Carolina's record stands at just 1-2, the Heels topped Pittsburgh, 38-35, at home on Sept. 22 in the Heels' first conference game of the year.
- The Tar Heels are led offensively by WR Anthony Ratliff (11 catches, 230 yards), QB Nathan Elliott (669 passing yards, 3 TDs) and RB Antonio Williams (257 rushing yards, 3 TDs). Defensively, Carolina is paced by LB Cole Holcomb (25 total tackles) and DL Tomon Fox (4.0 tackles for loss).

## QUICK HITS

#### CANES OPEN ACC PLAY WITH CAROLINA

- The No. 16/16 Hurricanes play the second of a three-game homestand on Thursday, Sept. 27 when they open conference play with ACC Coastal foe North Carolina.
- Miami has an 8-6 record all-time in ACC openers since joining the conference in 2004, including wins in both ACC openers under head coach **Mark Richt** (2016 at Georgia Tech, 2017 at Duke).
- The Hurricanes have opened ACC play with North Carolina only once before - in 2008, when they dropped a home matchup, 24-28, on Sept. 27, 2008 - 10 years to the day before Thursday's matchup.
- UM is opening ACC play at home for the first time since the 2013 season; it opened on the road four straight years (2014-17).

#### MIAMI CRUISES TO WIN OVER FIU, 31-17

- The Hurricanes were leading 31-0 over FIU before the Panthers reeled off 17 fourth-quarter points in a 31-17 Miami win.
- Seeing the first major action of his career, QB **N'Kosi Perry** threw for a career-high 224 yards on 17-of-25 passing with three touchdowns compared to one interception.
- RB **Travis Homer** posted the first 100-yard rushing game of his season (114) and fourth of his career in the victory.
- DL **Gerald Willis III** recorded his third game of the season of at least 3.0 TFLs; he is tied for the nation's TFL lead (2.5/game).
- 139 of FIU's 187 total yards on the day came in the fourth quarter with Miami sporting a comfortable lead.

#### HURRICANE DEFENSE CONTINUES TO SHINE

- Miami's defense continues to shine under third-year defensive coordinator **Manny Diaz**, who has shaped the Hurricanes' unit into one of the nation's elite during his tenure.
- The Hurricanes defense ranks among the nation's best in several categories, including No. 1 in both third down conversion percentage (17.5%) and team tackles for loss per game (11.5).
- The Canes are ranked second nationally in total defense (223.8 yards per game) and are ranked sixth nationally in passing yards allowed per game (145.0).
- Miami's rushing defense has allowed an average of 78.8 yards per game, which is the fourth-best mark nationwide and the best mark in the ACC.

## AIRWAVES

#### Television (ESPN)

- Dave Flemming (play-by-play)
- Jon Vilma (color)
- Gene Chizik (analyst)
- Laura Rutledge (sidelines)



#### Flagship Radio (560 WQAM)

- Joe Zagacki (play-by-play)
- Don Bailey, Jr. (color)
- Josh Darrow (sidelines)



#### Spanish Radio (990 ESPN Deportes)

- "Chamby" Campos (play-by-play)
- Jose Martinez (color)



#### Student Radio (WVUM 90.5 FM)

- Carson Coudriet
- Danny LaRose



# TENTATIVE MIAMI WEEK FOUR MEDIA SCHEDULE

SUNDAY	MONDAY	TUESDAY	WEDNESDAY	THURSDAY	FRIDAY	SATURDAY
No designated period of practice viewing	6:40 a.m.: Head coach Mark Richt on WQAM's "The Joe Rose Show" 9:20-11:30 a.m.: Practice 11:30 a.m.: DC Manny Diaz and defensive student-athletes post-practice 12:20 p.m.: Mark Richt's press conference in the Mann Auditorium 6-8 p.m.: Richt, assistant coaches & players on WQAM's "Hurricane Hotline"	9:20-11:30 a.m.: Practice 11:30 a.m.: OC Thomas Brown and offensive student-athletes post-practice	No designated period of practice viewing or media availability at practice 12:50 p.m. ET: Mark Richt's weekly appearance on the ACC head coaches' teleconference	Miami vs. North Carolina - Hard Rock Stadium - Miami Gardens, Fla. - 8 p.m. ET	Mark Richt's "day after" teleconference - call-in information and time will be sent during the week	No designated period of media availability

## ATHLETICS COMMUNICATIONS

### MIAMI ATHLETICS COMMUNICATIONS STAFF

**Carter Toole** (Mark Richt requests)

**Cell:** 615-598-8540

**Email:** carter.toole@miami.edu

**Twitter:** @CanesCarter

**Camron Ghorbi** (primary media relations contact)

**Cell:** 786-877-7329

**Email:** c.ghorbi@miami.edu

**Twitter:** @CamronGhorbi



**Website:** www.HurricaneSports.com

**Twitter:** @MiamiHurricanes | @CanesFootball

**Mailing Address:** 5821 San Amaro Drive, Coral Gables, FL 33146

**Credentials:** www.sportssystem.com/miami

**David Villavicencio** (secondary contact / credentials)

**Cell:** 786-999-3739

**Email:** davidv@miami.edu

**Twitter:** @dvillavicencio6

## QUICK FACTS

<b>Location</b>	Coral Gables, Fla.
<b>Enrollment</b>	17,021
<b>Founded</b>	1925
<b>First Year of Football</b>	1926
<b>Nickname</b>	Hurricanes
<b>Colors</b>	Orange (PMS 1665), Green (PMS 3435) and White
<b>President</b>	Dr. Julio Frenk
<b>Director of Athletics</b>	Blake James
<b>Faculty Athletics Representative</b>	Dr. Marvin Dawkins
<b>Conference / Division</b>	Atlantic Coast Conference / Coastal
<b>Stadium / Capacity</b>	Hard Rock Stadium / 64,767
<b>Ticket Office Phone</b>	1-800-GO-CANES

## COACHING STAFF

<b>Head Coach</b>	Mark Richt
<b>Record at Miami</b>	22-8 (third season)
<b>Career Record</b>	167-59 (18th season)
<b>Defensive Coordinator / Linebackers</b>	Manny Diaz
<b>Offensive Coordinator / Running Backs</b>	Thomas Brown
<b>Co-Offensive Coordinator / Wide Receivers</b>	Ron Dugans
<b>Assistant Coach / Offensive Line</b>	Stacy Searels
<b>Special Teams Coordinator / Tight Ends</b>	Todd Hartley
<b>Assistant Coach / Safeties</b>	Ephraim Banda
<b>Assistant Coach / Outside Linebackers</b>	Jonathan Patke
<b>Assistant Coach / Quarterbacks</b>	Jon Richt
<b>Assistant Coach / Cornerbacks</b>	Mike Rumph
<b>Assistant Coach / Defensive Line</b>	Jess Simpson
<b>Graduate Assistant / Defense</b>	Alex Devine
<b>Graduate Assistant / Defense</b>	Matthew Gazzillo
<b>Graduate Assistant / Special Teams</b>	Danny Kalter
<b>Graduate Assistant / Offense</b>	Tyler Pearson
<b>Quality Control Analyst / Offense</b>	David Cooney
<b>Quality Control Analyst / Offense</b>	Brandon Lumish
<b>Quality Control Analyst / Offense</b>	Greg Nosal
<b>Quality Control Analyst / Defense</b>	Demarcus Van Dyke
<b>Quality Control Analyst / Defense</b>	Michael Zuckerman

## GAME DAY EXPERIENCE



- Media will call is located at the Southwest Gate of Hard Rock Stadium.
- All media credential requests should be made through David Villavicencio, associate director of communications.
  - Written media attending games at Hard Rock Stadium should take the press elevator to the "2M" level.
  - Photographers will be provided bright yellow vests, which serve as a credential for the game.
    - There is a photo work room for photographers and video located at field level.
  - Meal service will begin roughly 90 minutes before kickoff in the main press dining area of the "2M" level.
- The Miami postgame press conferences will occur in the press conference room at field level near the SW Gate.
- Visiting postgame press conferences will occur in the room directly across the hall opposite the visiting locker room.
- The University of Miami athletics communications staff reserves the right to revoke any and all media credentials.

## FIELD

Mark Richt  
Manny Diaz  
Thomas Brown  
Todd Hartley  
Ephraim Banda  
Ron Dugans  
Jonathan Patke  
Stacy Searels  
Jess Simpson

## PRESS BOX

Mike Rumph  
Jon Richt



## BY THE NUMBERS

0

Miami's defense allowed zero points on Sept. 8 vs. Savannah State, marking UM's first shutout since September 5, 2015.

1

Miami's 2018 recruiting class was ranked No. 1 in Florida by every major scouting service.

2.5

Gerald Willis III is tied for the nation's lead in tackles for loss per game with 2.5; he has totaled 10.0 in four games, including three games of at least 3.0 TFLs.

14

Jeff Thomas leads the Hurricanes with 14 plays of 20-or-more yards this year; the rest of the team has 15 combined.

26.25

WR Jeff Thomas ranks first in the nation in yards per reception, averaging a ridiculous 26.25 yards per catch. He leads Miami in receiving yards with 315 this year.

43.5

Miami's offense is averaging 43.5 points per game through the first four weekends, good for the No. 18 mark nationally and No. 2 mark in the ACC.

167

Head coach Mark Richt has totaled 167 career victories as an FBS head coach, which ranks fourth-most among active head coaches.

223.8

Through the first four weekends of the season, the Hurricanes rank second nationally and first in the ACC in total defense, allowing an average of just 223.8 yards per game.

## #16/#16 MIAMI CONTINUES HOMESTAND, OPENS CONFERENCE PLAY

- The No. 16/16 Miami Hurricanes continue a season-long homestand when they host North Carolina in their Atlantic Coast Conference opener on Thursday, Sept. 27. Kickoff is set for 8 p.m. on ESPN.
- Miami has not played a Thursday night home game since Nov. 1, 2012 - a 30-12 win vs. Virginia Tech.
- The Hurricanes will be looking for their 12th straight regular-season home win when they host the Tar Heels; Miami's last loss at home in the regular season came on Oct. 15, 2016 - a 13-20 loss to UNC.
- Miami is 8-6 all-time in ACC openers, and has won both of its opening conference games under head coach **Mark Richt**. The Hurricanes have a 10-4 all-time record in ACC home openers since 2004.
- The Canes check in at No. 16 in the Associated Press poll and were also ranked No. 16 in the Amway Coaches Poll - Miami has appeared in both polls for the last 22 straight polls, dating to Jan. 10, 2017.

## LAST TIME OUT: MIAMI DOWNS FIU, 31-17, IN CROSTOWN SHOWDOWN

- Miami jumped out to a 31-0 lead before taking down FIU, 31-17, on Sept. 22 at Hard Rock Stadium.
- The Hurricanes were battling the Panthers for the first time since 2007, and improved to 3-0 all-time against the crosstown opponent. The two campuses are situated eight miles apart from each other.
- Seeing the first significant action of his career, QB **N'Kosi Perry** threw for a career-high 224 yards on an impressive 17-for-25 passing performance. He threw three touchdowns and one interception.
- Miami's defense was dominant through the game's first three quarters before the Hurricanes made late substitutions; 139 of FIU's 187 total yards and all 17 of its points came in the fourth quarter.
- The Hurricanes totaled 11 tackles for loss in another smothering outing; with another strong showing, Miami moved into second place in the country in total defense, allowing just 223.8 yards per game.
- Others that enjoyed strong performances in the win over FIU include WR **Mike Harley**, who had a career-high seven passes, and TE **Brevin Jordan**, who posted a career-best 67 yards and one TD.
- DB **Sheldrick Redwine** wore the Turnover Chain for the second time this year with an interception.

## DEFENSE CONTINUING TO DOMINATE UNDER DIAZ'S DIRECTION AS D.C.

- The Hurricanes defense has shined under the direction of third-year defensive coordinator **Manny Diaz**, who has molded Miami's unit into one of the nation's elite during his tenure as coordinator.
- In the NCAA rankings released Sept. 23, Miami was second in the nation and first in the ACC in total defense (223.8 yards per game); its 145.0 passing yards allowed per game was sixth nationwide.
- Miami's defense ranked No. 1 nationally in both third down conversion percentage (17.5%) and team tackles for loss (11.5). The Canes' 46 first downs allowed on defense are fourth-fewest nationwide.
- Among Miami's top performers on defense has been DL **Gerald Willis III**, who is tied for first in the nation and in the ACC in tackles for loss (2.5 per game). Right behind Willis, in sixth place nationally and second place in the ACC, is DL **Jon Garvin**, who has totaled 8.5 tackles for loss (2.1 per game).

## WILLIS HAS BEEN UNBLOCKABLE, LEADS NATION IN TACKLES FOR LOSS

- DL **Gerald Willis III**, playing in his first game since Nov. 26, 2016, delivered an overpowering performance in the trenches against a talented LSU offensive line in the season opener on Sept. 2.
- Willis posted a career-high eight tackles in his first career collegiate start (four solo), and recorded an eye-popping 4.0 tackles for loss - the first such performance by a Hurricane defender since 2008.
- Willis, who was named ACC Defensive Lineman of the Week for that performance, has not slowed down since; he is tied for the nation's lead in tackles for loss per game, averaging 2.5 per contest.
- The last Hurricane with 4.0 tackles for loss in a game was Marcus Robinson vs. Virginia Tech in 2008.
- Willis went on to post his second game of at least 3.0 TFLs in his last outing at Toledo (Sept. 15) and also had 3.0 TFL vs. FIU (Sept. 22); Willis and DL **Jon Garvin** (8.5) rank #1 and #2 in the ACC in TFL.

### Performances Of At Least 3.0 TFLs Since Arrival of Manny Diaz & Current Coaching Staff

Date	Player	Opponent	Location	TFLs
Sept. 22, 2018	Gerald Willis III	FIU	Miami Gardens, Fla.	3.0
Sept. 15, 2018	Gerald Willis III	Toledo	Toledo, Ohio	3.0
Sept. 8, 2018	Jonathan Garvin	Savannah State	Miami Gardens, Fla.	3.0
Sept. 2, 2018	Gerald Willis III	LSU	Arlington, Texas	4.0
Sept. 2, 2018	Jonathan Garvin	LSU	Arlington, Texas	3.0
Nov. 18, 2017	RJ McIntosh	Virginia	Miami Gardens, Fla.	3.0
Oct. 21, 2017	Michael Pinckney	Syracuse	Miami Gardens, Fla.	3.5
Oct. 1, 2016	Trent Harris	at Georgia Tech	Atlanta, Ga.	3.0
Sept. 17, 2016	Chad Thomas	at Appalachian State	Boone, N.C.	3.0
Sept. 3, 2016	Demetrius Jackson	Florida A&M	Miami Gardens, Fla.	3.0
Sept. 3, 2016	Courtell Jenkins	Florida A&M	Miami Gardens, Fla.	3.0





## BREAK OUT THE CHAIN AGAIN! TURNOVER CHAIN 2.0 IS HERE FOR 2018

- When sophomore DB **Trajan Bandy** pounced on a loose ball in the second quarter of Miami's game vs. Savannah State, the crowd turned to observe a familiar sight from 2017: the "Turnover Chain."
- But instead of last year's chain, which was modeled in the shape of the iconic "U" logo, Bandy was presented a brand new turnover chain to wear featuring a charm in the model of Sebastian the Ibis.
- Turnover Chain 2.0 is comprised of more than 4,000 stones (compared to 900 last year), weighs roughly three kilograms (compared to two last year) and has an 8.5-inch charm (compared to 5.5).
- Bandy, who wore the chain once in 2017, has worn it twice in 2018; he had an interception at Toledo.
- DB **Sheldrick Redwine** has also worn it twice, recording interceptions vs. Savannah State and FIU.
- Three players wore the chain for the first time ever against Savannah State: LB **Waymon Steed** (fumble recovery), DL **Scott Patchan** (blocked punt recovery) and DB **Jhavonte Dean** (interception).

## THOMAS SHOWCASING ELECTRIC PLAYMAKING ABILITY IN YEAR 2

- Sophomore WR **Jeff Thomas** has showed off his playmaking abilities through the first four games.
- In his last full game vs. Toledo (Sept. 15), Thomas led the Hurricanes in all-purpose yards (171) for the third straight game. He had a 100-yard receiving game (105) and tied a career mark with five catches.
- Thomas, who struggled with dehydration vs. FIU (Sept. 22), left in the first quarter and did not return.
- Thomas ranks first in the nation in yards per reception, averaging a whopping 26.25 yards per catch.
- Against LSU (Sept. 2), Thomas started and made a number of acrobatic catches, hauling in a career-high five passes for a career-high 132 yards; his previous highs were three receptions and 101 yards.
- Thomas once again showcased his electric speed vs. Savannah State (Sept. 8). Thomas hauled in a 67-yard TD pass and finished with 183 all-purpose yards - including career-high 90 punt return yards.
- Thomas, who led the Hurricanes with 22 plays of at least 20 yards in 2017, already has 14 such plays (six receptions, five kick returns, three punt returns) - including six of UM's top-eight longest plays.
- Thomas' 67-yard TD vs. Savannah State was UM's longest play of the season and the fourth catch of at least 50 yards in his career; Thomas also hauled in a 50-yard reception in the opener against LSU.
- The East St. Louis, Ill., native was on the receiving end of the two longest pass plays for UM in 2017.

### Most Receiving Yards in One Game by Offensive Player in Mark Richt Era at Miami

Date	Player	Opponent	Location	Yards (Catches)
Sept. 17, 2016	Ahmmmon Richards	Pittsburgh	Miami Gardens, Fla.	144 (8)
Sept. 17, 2016	Ahmmmon Richards	Appalachian State	Boone, N.C.	142 (4)
Nov. 26, 2016	David Njoku	Duke	Miami Gardens, Fla.	134 (2)
<b>Sept. 2, 2018</b>	<b>Jeff Thomas</b>	<b>LSU</b>	<b>Arlington, Texas</b>	<b>132 (5)</b>
Nov. 26, 2016	Stacy Coley	Duke	Miami Gardens, Fla.	118 (9)

### Top 10 Longest Plays by a Miami Hurricane This Season

Date	Player	Opponent	Location	Type of Play (Yards)
<b>Sept. 8, 2018</b>	<b>Jeff Thomas</b>	<b>Savannah State</b>	<b>Miami Gardens, Fla.</b>	<b>Reception (67 - TD)</b>
Sept. 8, 2018	Lorenzo Lingard	Savannah State	Miami Gardens, Fla.	Rush (64 - TD)
<b>Sept. 2, 2018</b>	<b>Jeff Thomas</b>	<b>LSU</b>	<b>Arlington, Texas</b>	<b>Reception (50)</b>
<b>Sept. 8, 2018</b>	<b>Jeff Thomas</b>	<b>Savannah State</b>	<b>Miami Gardens, Fla.</b>	<b>Punt Return (48)</b>
<b>Sept. 8, 2018</b>	<b>Jeff Thomas</b>	<b>Savannah State</b>	<b>Miami Gardens, Fla.</b>	<b>Punt Return (42)</b>
Sept. 22, 2018	Mike Harley	FIU	Miami Gardens, Fla.	Reception (42)
<b>Sept. 15, 2018</b>	<b>Jeff Thomas</b>	<b>at Toledo</b>	<b>Toledo, Ohio</b>	<b>Reception (41)</b>
<b>Sept. 15, 2018</b>	<b>Jeff Thomas</b>	<b>at Toledo</b>	<b>Toledo, Ohio</b>	<b>Reception (38 - TD)</b>
Sept. 8, 2018	Darrell Langham	Savannah State	Miami Gardens, Fla.	Pass (38)
Sept. 15, 2018	Malik Rosier	at Toledo	Toledo, Ohio	Rush (37 - TD)

## OFFSEASON FOCUS ON 3RD DOWN PAYING OFF FOR OFFENSE, DEFENSE

- After the very first day of fall camp, **Mark Richt** & staff stressed an emphasis on third downs on both sides of the ball, saying Miami practiced third downs on Day 1 as opposed to waiting til later in camp.
- The Hurricanes, who finished last year ranked 125th in third down conversion percentage on offense and 75th on defense, have benefited from the offseason focus; Miami is up to No. 19 on offense on third down conversion percentage (48.3) and is ranked No. 1 nationally on the defensive side (17.5).
- In its most recent game vs. FIU (Sept. 22), Miami converted 53.3% of its third downs on offense (8 of 15) and allowed the Panthers to convert just 21.4% (3 of 14) of its third-down opportunities.
- Miami finished 6 of 16 (37.5) on third downs vs. LSU (Sept. 2) and held the Tigers to a 3 of 16 mark (18.7). Against Savannah State (Sept. 8), Miami finished 7 of 12 on offense (58.3) and held the Tigers to a 2-for-16 (12.5) success rate. In the Hurricanes' game at Toledo (Sept. 15), the Miami offense converted 46.6 percent (7 of 15) of third downs compared to just 18.1 percent (2 of 11) by the Rockets.

## LIFE IN THE ACC

### 2018 STANDINGS

#### ATLANTIC DIVISION

Team	Conf.	Overall
Clemson	1-0 1.000	4-0 1.000
Syracuse	1-0 1.000	4-0 1.000
Boston College	1-0 1.000	3-1 .750
NC State	0-0 .000	3-0 1.000
Louisville	0-1 .000	2-2 .500
Wake Forest	0-1 .000	2-2 .500
Florida State	0-2 .000	2-2 .500

#### COASTAL STANDINGS

Team	Conf.	Overall
Virginia	1-0 1.000	3-1 .750
Virginia Tech	1-0 1.000	2-1 .667
North Carolina	1-0 1.000	1-2 .333
Pittsburgh	1-1 .500	2-2 .500
Duke	0-0 .000	4-0 1.000
<b>Miami</b>	<b>0-0 .000</b>	<b>3-1 .750</b>
Georgia Tech	0-2 .000	1-3 .250

### 2018 ACC PRESEASON POLL

#### Coastal Division

(First place votes in parenthesis)

1. **Miami (122) - 998**
2. Virginia Tech (16) - 838
3. Georgia Tech (8) - 654
4. Duke (1) - 607
5. Pitt - 420
6. North Carolina (1) - 370
7. Virginia - 257

#### Atlantic Division

(First place votes in parenthesis)

1. **Clemson (144) - 1,030**
2. Florida State - 789
3. NC State - 712
4. Boston College - 545
5. Louisville - 422
6. Wake Forest - 414
7. Syracuse - 232





## ASSOCIATED PRESS

### SEPT. 23 POLL

Team (First-Place Votes)	Points	Record	Previous Rank
1) Alabama (60)	1,523	4-0	1
2) Georgia	1,422	4-0	2
3) Clemson (1)	1,409	4-0	3
4) Ohio State	1,363	4-0	4
5) LSU*	1,238	4-0	6
6) Oklahoma	1,201	4-0	5
7) Stanford	1,143	4-0	7
8) Notre Dame	1,067	4-0	8
9) Penn State	1,001	4-0	10
10) Auburn	987	3-1	9
11) Washington	946	3-1	10
12) West Virginia	923	3-0	12
13) UCF	727	3-0	16
14) Michigan	698	3-1	19
15) Wisconsin	662	3-1	18
<b>16) Miami</b>	<b>571</b>	<b>3-1</b>	<b>21</b>
17) Kentucky	541	4-0	NR
18) Texas	308	3-1	NR
19) Oregon	297	3-1	20
20) BYU	270	3-1	25
21) Michigan State	256	2-1	24
22) Duke*	244	4-0	NR
23) Mississippi State	241	3-1	14
24) Cal	118	3-0	NR
25) Texas Tech	106	3-1	NR

\*indicates 2018 opponent

## AMWAY COACHES POLL

### SEPT. 23 POLL

Team	Points	Record	Previous Rank
1) Alabama (61)	1,597	4-0	1
2) Clemson (2)	1,497	4-0	2
3) Georgia	1,473	4-0	3
4) Ohio State (1)	1,431	4-0	4
5) Oklahoma	1,300	4-0	5
6) LSU*	1,234	4-0	6
7) Stanford	1,206	4-0	7
8) Notre Dame	1,134	4-0	8
9) Penn State	1,108	4-0	9
10) Auburn	997	3-1	11
11) Washington	959	3-1	12
12) West Virginia	946	3-0	13
13) Wisconsin	776	3-1	16
14) UCF	705	3-0	18
15) Michigan	603	3-1	21
<b>16) Miami</b>	<b>554</b>	<b>3-1</b>	<b>20</b>
17) Kentucky	531	4-0	NR
18) Michigan State	376	2-1	23
19) Mississippi State	311	3-1	14
20) Oregon	281	3-1	19
21) Oklahoma State	199	3-1	15
22) Texas	171	3-1	NR
23) Duke*	170	4-0	NR
24) Virginia Tech*	160	2-1	10
25) Boise State	145	2-1	24

\*indicates 2018 opponent

## JORDAN EMERGING AS TOP TARGET AT TIGHT END AS TRUE FRESHMAN

- Playing his first season of college football, TE **Brevin Jordan** has already emerged as a go-to target in the Miami offense; Jordan is tied for second in both receptions (12) and receiving touchdowns (3).
- Jordan, who has 119 receiving yards and is averaging 9.9 yards per reception, has played in all four games and made three starts this year. He had a career-best 67 yards last time out vs. FIU (Sept. 22).
- The Las Vegas, Nev., native posted a career-high seven catches and two touchdowns in a win over Savannah State (Sept. 8). Jordan leads all ACC tight ends in receptions with 12 this season.
- Miami's projected starting tight end, **Michael Irvin II**, suffered an MCL injury during fall camp.
- Jordan was ranked the No. 1 tight end in the country by ESPN.com and 247Sports and No. 2 by Rivals.

## HARLEY IMPRESSES VERSUS FIU, NAMED TEAM CAPTAIN FOR UNC GAME

- With WR **Jeff Thomas** struggling with first-quarter dehydration against FIU (Sept. 22), WR **Mike Harley** stepped up in his absence and delivered the best performance of his career in a 31-17 win.
- Harley led all players with a career-best seven catches in the win over the Panthers, posting a career-high 76 yards. His long catch of 42 yards was tied for the fifth-longest play by Miami this season.
- The south Florida native has a team-high 13 catches for 103 yards this season - besting his personal totals from last season already (nine catches, 91 yards). He is averaging 25.8 yards per game.
- The other team captains for UNC are DB **Trajan Bandy**, DL **Jon Garvin** and DL **Demetrius Jackson**.

## CAGER HAS BEEN A TOUCHDOWN MACHINE FOR HURRICANES OFFENSE

- WR Lawrence Cager has a team-leading four touchdowns this season and has been among Miami's top targets in the end zone. Cager had the first multi-TD game of his career last time vs. FIU (Sept. 22).
- Cager's four touchdowns this season already mark a career high; his previous high was three in 2017.
- Of Cager's 33 career catches, eight have gone for touchdowns (24.2%); his two-touchdown performance vs. FIU was one of only 12 in the ACC this year and second by a Cane (Brevin Jordan).
- Cager's four receiving TDs this season are tied for 13th-most nationwide and the most in the ACC.
- Cager still holds the Calvert Hall high school jump record from 2015, having jumped a whopping 6'2".

## N'KOSI IMPRESSES IN FIRST SIGNIFICANT ACTION OF CAREER VS. FIU

- QB **N'Kosi Perry** was impressive in the first major action of his career, throwing for a career high-tying three TD passes and finishing 17-of-25 for a career-best 224 pass yards with one interception vs. FIU.
- Perry helped Miami's offense compile the longest scoring drives of the season by yards (87) and time (7:11), while tying the season long for a scoring drive by play count (14) against the Panthers.

## HURRICANES HAVE BEEN TOUGH TO BEAT AT HARD ROCK UNDER RICHT

- With a 31-17 win over FIU last time out on Sept. 22, the Miami Hurricanes won their 11th straight regular season game at home. The streak dates back to its last loss - Oct. 15, 2016 vs. North Carolina.
- Miami has a 13-3 record at Hard Rock Stadium since **Mark Richt**'s arrival prior to the 2016 season, and finished last year with a 7-1 record at the venue - including a perfect 7-0 mark in the regular season.
- Miami's 7-0 record at home in the 2017 regular season marked the first undefeated regular season at home since 2002; the Hurricanes finished a perfect 4-0 in ACC games at Hard Rock Stadium last year.
- UM's lone 2017 loss at the venue came in the Capital One Orange Bowl, falling to Wisconsin, 34-24.
- In 15 regular season games at home under Richt's direction, the Hurricanes are averaging 40.3 points per game and allowing an average of 16.2 points per game, outscoring teams by a 24.1-point average.

## JONATHAN GARVIN ENJOYING SOPHOMORE SURGE ON DEFENSIVE LINE

- The Miami Hurricanes' defensive line took a hit when three of its four 2017 starters departed this past offseason, but one of the players who has stepped up in his sophomore year has been end **Jon Garvin**.
- Garvin, who totaled just nine tackles as a true freshman in 2017 - has a team-high 23 tackles this year; he set a career high with eight vs. LSU (Sept. 2) and matched it vs. Savannah State (Sept. 8).
- Garvin is ranked sixth in the nation and second in ACC with an average of 2.1 tackles for loss per game. The only player he's trailing? Teammate **Gerald Willis III**, who is tied for the nation's lead (2.5).
- Garvin, who had just 3.0 tackles for loss as a true freshman, already has 8.5 tackles for loss in 2018; he became the first Hurricane to have multiple games with 3.0 TFL since **Denzel Perryman** in 2011.
- The Lake Worth, Fla., native goes by "Neo" - his middle name and the name of his grandfather.

## "NO FLY ZONE" - MIAMI'S PASSING DEFENSE AMONG NATION'S BEST

- Miami's defense, ranked second nationally in total defense, has been especially stout on quarterbacks, holding opponents to an average of just 145.0 passing yards per game this season.
- The Hurricanes are ranked sixth nationally and first in the ACC in passing yards allowed per game; its team passing efficiency defense is second-best in the ACC (111.40) and 32nd nationally.



## RIGHT OFF TO STRONG START IN COACHING CAREER AT ALMA MATER

- Head coach Mark Richt's 22-8 start to his head coaching career at Miami is the fourth-best mark through 30 games in the modern era of Hurricanes football (since 1979).

### Head Coaching Record at Miami Through First 30 Games:

- Larry Coker (2001-2003) - 29-1 (.967)
- Dennis Erickson (1989-1991) - 27-3 (.900)
- Jimmy Johnson (1984-1986) - 23-7 (.767)
- **Mark Richt (2016-17) - 22-8 (.733)**
- Butch Davis (1995-1997) - 20-10 (.666)
- Howard Schnellenberger (1979-1981) - 19-11 (.633)
- Al Golden (2011-2012) - 19-11 (.633)
- Randy Shannon (2007-2009) - 16-14 (.533)

## DALLAS HAS ALREADY SURPASSED FRESHMAN YEAR RUSHING TOTAL

- Running back **DeeJay Dallas** has been a big factor in Miami's offense in 2018, and is second on Miami with 224 rushing yards in four games. He is averaging 6.1 yards per carry with one rushing score.
- In a win over Toledo on Sept. 15, Dallas posted the first 100-yard game of his career (110) in Miami's 49-24 victory. Dallas has already surpassed his 2017 true freshman mark of 217 total rushing yards.
- Dallas' 17 rushes against the Rockets also marked a career high for the Brunswick, Ga., native.
- His 306 all-purpose yards are the second-most on Miami, trailing only WR Jeff Thomas' 615 APY.
- Dallas, whose full first name is Demetrius, served as recruiting ambassador for the Hurricanes' "#Squad17" class and was originally committed to Richt during his time as Georgia head coach.

## 1983 NATIONAL CHAMPION TEAM RECOGNIZED FOR 35-YEAR REUNION

- The 1983 national champion Miami Hurricanes football team was recognized on Saturday, Sept. 22 on the occasion of the 35-year anniversary of the first football national championship in UM history.
- Former head coach Howard Schnellenberger led the 1983 champions "through the smoke" at halftime of Miami's game against FIU. Roughly 65 former players, coaches & staff members from that national championship team were in attendance. UM held a special closed ceremony on Sept. 21 on campus.
- The Hurricanes finished that season with an 11-1 record and topped Nebraska, 31-30, at the Orange Bowl on Jan. 1, 1984 for the first national championship in program history.

## ROSIER HITS CAREER MARK WITH 5 TDs, NOW HAS 44 TDs FOR CAREER

- In his first season as Miami's starting quarterback in 2017, Malik Rosier set UM's single-season "touchdowns responsible for" record with 31 - besting Vinny Testaverde's previous record of 30 set during Testaverde's 1986 Heisman Trophy campaign. He threw for 26 TDs and rushed for five scores.
- The Hurricanes have posted a 14-4 record in games started by Rosier during his Miami career as QB.
- The Mobile, Ala., native threw for 3,120 yards, setting the single-season total offense record at Miami (3,588) and finishing with a 10-3 record for the year. He has compiled 10 TDs in 2018 (5 rushing, 5 passing). He had a career-high five TDs last time out vs. Toledo on Sept. 15 (3 rushing, 2 passing).
- With five TDs in Miami's win over the Rockets, Rosier has now been responsible for 44 career touchdowns (11 rushing, 33 passing). His performance against Toledo was the first three-rushing TD, two-passing TD game by a Hurricanes quarterback since Miami joined the ACC for the 2004 season.

## HURRICANES SET RECORDS IN WIN OVER TIGERS IN HOME OPENER

- The Miami Hurricanes opened their 11th season at Hard Rock Stadium on Sept. 8 vs. Savannah State, capturing a 77-0 shutout victory to improve to 11-0 all-time in home openers at the stadium. Miami has outscored opponents 500-69 for an average margin of victory of 39.2 points in those 11 games.
- Miami's 77 points tied a program record for most points in a single game (also set against Savannah State, in September 2013), while its 77-point margin of victory was the largest in program history.
- The Hurricanes have not lost a home opener since 2006, when they fell to Florida State 13-10 at the Orange Bowl on Sept. 4, 2006. Miami has won 12 straight home openers since, a program record.

## DEFENSE RECORDS FIRST SHUTOUT SINCE 2015 IN WIN OVER TIGERS

- The Miami Hurricanes' defense was able to compile its first shutout since the 2015 season opener against Bethune-Cookman (Sept. 5, 2015) in a 77-0 win over Savannah State on Saturday, Sept. 8.
- The shutout was the first under the current Miami staff, including defensive coordinator Manny Diaz.
- Diaz's last shutout as defensive coordinator came exactly six years to the day before Miami's win over Savannah State; as the coordinator at Texas, Diaz's Longhorns shutout New Mexico on Sept. 8, 2012.

## RECORD BREAKDOWN

Current Streak.....	Won 3
Current Home Streak.....	Won 2
Current Road Streak.....	Won 1
Current Neutral Streak.....	Lost 2
Last Win.....	31-17 vs. FIU (9/22/18)
Last Home Win.....	31-17 vs. FIU (9/22/18)
Last Road Win.....	49-24 at Toledo (9/15/18)
Last Neutral Win.....	31-14 vs. West Virginia (12/28/16)
Last Loss.....	33-17 vs. LSU (9/2/2018)
Last Home Loss.....	24-34 vs. Wisconsin (12/30/17)
Last Road Loss.....	14-24 at Pittsburgh (11/24/17)
Last Neutral Loss.....	33-17 vs. LSU (9/2/2018)

### 2018..... RECORD

Home.....	2-0
Away.....	1-0
Neutral.....	0-1
Natural Grass.....	2-0
Artificial Turf.....	1-1
vs. Ranked Opponents.....	0-1
Leading at Halftime.....	3-0
Trailing at Halftime.....	0-1
Tied at Halftime.....	0-0
Scoring First.....	3-0
Opponent Scoring First.....	0-1
Score < 20 Points.....	0-1
Score 20+ Points.....	2-0
Score 30+ Points.....	3-0
Score 40+ Points.....	2-0
Opponent Scores < 20 Points.....	2-0
Opponent Scores 20+ Points.....	1-1
Opponent Scores 30+ Points.....	0-1
Opponent Scores 40+ Points.....	0-0
Gain < 20 First Downs.....	0-1
Gain 20+ First Downs.....	3-0
Opponent Gains < 20 First Downs.....	3-1
Opponent Gains 20+ First Downs.....	0-0
More Rushing Yards Than Opponent.....	3-0
Fewer Rushing Yards Than Opponent.....	0-1
Rush For < 100 Yards.....	0-1
Rush For 100+ Yards.....	3-0
Opponent Rushes For < 100 Yards.....	2-0
Opponent Rushes For 100+ Yards.....	1-1
More Passing Yards Than Opponent.....	2-1
Fewer Passing Yards Than Opponent.....	1-0
Equal Passing Yards.....	0-0
Pass For < 200 Yards.....	0-0
Pass For 200+ Yards.....	2-1
Opponent Passes For < 200 Yards.....	1-1
Opponent Passes For 200+ Yards.....	2-0
More Total Yards Than Opponent.....	3-1
Fewer Total Yards Than Opponent.....	0-0
Gain < 300 Total Yards.....	0-0
Gain 300+ Total Yards.....	3-1
Opponent Gains < 300 Total Yards.....	2-1
Opponent Gains 300+ Total Yards.....	1-0
Commit < 3 Turnovers.....	3-1
Commit 3+ Turnovers.....	0-0
Force < 3 Turnovers.....	2-1
Force 3+ Turnovers.....	1-0
Commit < 6 Penalties.....	2-0
Commit 6+ Penalties.....	1-1
3rd Down % < 25.....	0-0
3rd Down % 25-49.....	1-1
3rd Down % 50+.....	2-0
Opponent 3rd Down % < 25.....	3-1
Opponent 3rd Down % 25-49.....	0-0
Opponent 3rd Down % 50+.....	0-0
Trail Time of Possession.....	0-1
Lead Time of Possession.....	3-0





## 26 HURRICANES MAKE THEIR DEBUTS IN HOME OPENER AT HARD ROCK

- 15 offensive Hurricanes made their career debuts on Saturday, Sept. 8 vs. Savannah State: QB N’Kosi Perry, QB Cade Weldon, WR Mark Pope, FB Realus George, Jr., WR Marquez Ezzard, OL John Campbell, Jr., RB Robert Burns, OL Zalon’tae Hillery, OL Cleveland Reed, Jr., RB Cam’Ron Davis, TE Nicholas Ducheine, OL Zach Dykstra, K Alejandro Cardenas, OL Sam York and QB Jarren Williams.
- 11 defensive Hurricanes made their career debuts in the same game: DL Nesta Jade Silvera, DB Gilbert Frierson, LB Waymon Steed, DB Gurvan Hall, Jr., DB James Murphy, DL Jordan Miller, LB Patrick Joyner, Jr., DB Nigel Bethel, DB Tyler Murphy, DB Colvin Alford and DL Tyreic Martin.

## LINGARD POSTS LONGEST RUN BY TRUE FRESHMAN SINCE DUKE IN 2012

- With a 64-yard touchdown run on Sept. 8 against Savannah State, RB Lorenzo Lingard recorded the longest rush by a true freshman running back since Duke Johnson had a 65-yard rush against Duke in his true freshman season finale on Nov. 24, 2012 in Durham, N.C., which was also a touchdown run.
- Lingard, who has seen action in all four games, is third on the team with 136 rushing yards this season on 17 carries. Lingard is averaging 8.0 yards per carry and 34.0 yards per game through his first four games.

### Longest Rush by Miami True Freshman Running Back Since 2012

Date	Player	Opponent	Location	Yards
Nov. 24, 2012	Duke Johnson	Duke	Durham, N.C.	65
<b>Sept. 8, 2018</b>	<b>Lorenzo Lingard</b>	<b>Savannah State</b>	<b>Miami Gardens, Fla.</b>	<b>64</b>
Oct. 11, 2014	Joe Yearby	Cincinnati	Cincinnati, Ohio	62
Dec. 30, 2017	DeeJay Dallas	Wisconsin	Miami Gardens, Fla.	39
Sept. 28, 2013	Gus Edwards	USF	Tampa, Fla.	29
Oct. 31, 2015	Mark Walton	Duke	Durham, N.C.	27
Sept. 3, 2016	Travis Homer	Florida A&M	Miami Gardens, Fla.	17

## TRUE FROSH TIGHT END DUO MAKING AN EARLY IMPACT FOR MIAMI

- Two key members of Miami’s #Storm18 signing class have played bigger roles than already was anticipated after junior tight end Michael Irvin II suffered an MCL injury during fall camp.
- Freshman tight end duo Brevin Jordan and Will Mallory, who became friends through the recruiting process and were ranked among the nation’s best at the position, have been counted on early in 2018.
- In the home opener vs. Savannah State (Sept. 8), Mallory opened the game’s scoring with a two-yard touchdown pass - the very first catch of his career. Mallory made his first career start in the victory.
- Jordan, who started the season opener, had a dominant outing of his own against the Tigers, setting career marks in receptions (seven) to go along with the first two touchdowns of his Miami career.
- Jordan was ranked the No. 1 tight end in the country by ESPN.com and 247Sports and No. 2 by Rivals, while Mallory was ranked the third-best tight end by ESPN.com. The two are roommates at The U.

## HIGHTOWER WOVES IN FIRST COLLEGIATE GAME, SCORES TOUCHDOWN

- Among Miami’s most impressive freshman performers vs. LSU (Sept. 2) was WR **Brian Hightower**, who hauled in a 32-yard touchdown reception on a connection with QB **Malik Rosier** in the fourth quarter.
- Hightower, who saw significant action in the game vs. LSU, became the first Hurricane wide receiver to record a touchdown for his first collegiate catch since **Tyre Brady** vs. Nebraska in 2015.
- Hightower made the first start of his career on Sept. 22 vs. FIU; he has two catches for 40 yards this year.
- The last Hurricane, regardless of position, to have his first catch end up in a touchdown was FB **Marquez Williams** in 2016, who scored Miami’s first touchdown of the season on a 4-yard reception.
- Hightower was a consensus four-star recruit ranked the No. 141 overall player in his class by ESPN.

## DEFENSE, TURNOVER CHAIN HAS DAZZLED UNDER DADE’S OWN DIAZ

- Defensive coordinator **Manny Diaz** has directed the UM defense into one of the nation’s top groups in his two-plus seasons at The U, and his 2017 unit ranked among the nation’s best in several stats.
- Miami’s defense ranked ninth nationally in opponent yards per play (4.5) in 2017, the most important modern metric when measuring a college football defense. UM ranked No. 16 in OYPP (4.7) in 2016.
- The Hurricanes led the nation in team sacks (3.38) and was third in team tackles for loss (8.8) in 2017.
- One of college football’s biggest storylines in 2017 was the emergence of Miami’s “turnover chain,” and after the Canes posted the ACC’s best turnover margin in 2017, the chain will be back in 2018
- Miami’s 31 turnovers gained were the third-most in the nation and most in the ACC, while its +1.00 average turnover margin (+13 for the season) was tied for the fifth-best mark in the nation.
- The Hurricanes have already begun to make their mark in 2018, ranking fourth nationally in total defense, first in third down conversion percentage defense and first in team tackles for loss.

## SERIES HISTORY

### NORTH CAROLINA LEADS, 11-10

YEAR	UM	OPP	SITE	W/L	SCORE
1946	—	—	Miami	L	0-21
1952	—	—	Miami	L	7-34
1957	—	18	Miami	L	13-20
1959	—	—	Miami	W	14-7
1960	—	—	Miami	W	29-12
1961	—	—	Miami (HC)	W	10-0
1963	—	—	Chapel Hill, N.C.	L	16-27
2004	4	—	Chapel Hill, N.C.	L	28-31
2005	6	—	Miami	W	34-16
2006	—	—	Miami	W	27-7
2007	—	—	Chapel Hill, N.C.	L	27-33
2008	—	—	Miami	L	24-28
2009	—	—	Chapel Hill, N.C.	L	24-33
2010	25	—	Miami	W	33-10
2011	—	—	Chapel Hill, N.C.	W	30-24
2012	—	—	Miami Gardens	L	14-18
2013	10	—	Chapel Hill, N.C.	W	27-23
2014	—	—	Miami Gardens (HC)	W	47-20
2015	—	—	Chapel Hill, N.C.	L	21-59
2016	16	—	Miami Gardens	L	13-20
2017	8	—	Chapel Hill, N.C.	W	24-19

Miami: Miami leads, 7-6  
Chapel Hill: North Carolina leads, 5-3

## TALE OF THE TAPE

MIAMI		UNC
43.5	scoring	24.7
89	first downs	58
209.5	rushing per game	166.0
239.8	passing per game	228.0
449.2	total offense per game	394.0
31:39	time of possession	26:08
48%	3rd down conversions	33%
44%	4th down conversions	71%
90%	red zone scores	89%

## ACC PLAYERS OF THE WEEK

### WEEK 1: LSU

DL Gerald Willis III

### WEEK 2: SAVANNAH STATE

None

### WEEK 3: TOLEDO

None

### WEEK 4: FIU

None



## 10 TRUE FRESHMEN, 13 TOTAL SEE FIRST ACTION OF CAREER VS. LSU

- 10 true freshmen suited up for the first time in the season opener vs. LSU, while three others - redshirt freshman WR **Evidence Njoku**, DL **Tito Odenigbo** and OL **Venzell Boulware** - also debuted.
- 10 true freshmen made their debuts against LSU in the AdvoCare Classic: RB **Lorenzo Lingard**, WR **Brian Hightower**, DB **Al Blades, Jr.**, DB **DJ Ivey**, WR **Dee Wiggins**, TE **Brevin Jordan**, DL **Gregory Rousseau**, K **Bubba Baxa**, OL **DJ Scaife, Jr.** and TE **Will Mallory**.

## SEVERAL HURRICANES EARNED MAJOR PRESEASON RECOGNITION

- Several Hurricanes on both sides of the ball were selected as players to watch for major awards entering 2018, including some who earned preseason All-America and all-conference recognition.

Player	Award	Description
C Tyler Gauthier	Outland Trophy Rimington Trophy	top interior lineman top center
RB Travis Homer	Maxwell Award Doak Walker Award	college football's player of the year top running back
DL Demetrius Jackson	Wuerffel Trophy	top commitment to community service
DL Joe Jackson	Ted Hendricks Award	top defensive end
CB Michael Jackson	Thorpe Award Nagurski Award Preseason All-ACC Team	top defensive back college football's defensive player of the year
S Jaquan Johnson	Thorpe Award Nagurski Award Bednarik Award Associated Press Preseason All-American (first team) Preseason All-ACC Team	top defensive back college football's defensive player of the year top defensive player
LB Shaquille Quarterman	Butkus Award Nagurski Award Bednarik Award Preseason All-ACC Team	top linebacker college football's defensive player of the year top defensive player
WR Ahmmon Richards	Maxwell Award Bilentikoff Award	college football's player of the year top receiver / pass catcher
QB Malik Rosier	Manning Award	top quarterback

## KEEPING IT IN THE "U FAMILY"

- As is often the case at the University of Miami, a number of Canes have family ties to 'The U'
- Five Canes had fathers who suited up in orange and green: TE **Michael Irvin II** (father is Michael) II, DL **Scott Patchan** (Matt), DL **Pat Bethel** (Randy), P **Zach Feagles** (Jeff) & DB **Al Blades, Jr.** (Al, Sr.)
- WR **Evidence Njoku** is the brother of David, who was taken by Cleveland in the 2017 NFL Draft.
- QB **Cade Weldon** is the son of Casey Weldon, former quarterback at Florida State under Mark Richt.

## JOHNSON BACK FOR SENIOR YEAR AFTER CONSULTING IDOL ED REED

- After discussing his future with legendary Miami safety Ed Reed, DB **Jaquan Johnson** turned down the opportunity to enter the NFL Draft, choosing to return for his senior season with the Hurricanes.
- The Hurricanes are undoubtedly happy with his decision, as Johnson - a Preseason All-America first-team selection by the Associated Press, a Preseason All-ACC selection and a watch list member for three major defensive awards - led Miami with 96 tackles and tied for the team lead with four picks.
- In his first game of 2018, Johnson served as one of four captains and totaled a game-high 11 tackles.
- As a junior, Johnson was of four defensive semifinalists for the Walter Camp Player of the Year.
- Johnson was named ACC Defensive of the Back three weeks in a row in 2017 (Nov. 6, Nov. 13, Nov. 20), becoming the first Hurricane player to ever be honored by the ACC in three consecutive weeks.
- The last ACC player to earn honors in three straight weeks was Deshaun Watson of Clemson in 2014.

## TEAM CAPTAINS

### WEEK 1: LSU

OL Tyler Gauthier  
DB Jaquan Johnson  
LB Shaq Quarterman  
QB Malik Rosier

### WEEK 2: SAVANNAH STATE

RB Travis Homer  
WR Jeff Thomas  
DL Gerald Willis III  
LB Mike Smith (ST)

### WEEK 3: AT TOLEDO

OL Hayden Mahoney  
DL Joe Jackson  
DB Sheldrick Redwine  
DB Al Blades, Jr. (ST)

### WEEK 4: FIU

RB DeeJay Dallas  
LB Michael Pinckney  
DL Gerald Willis III  
DB Amari Carter (ST)

### WEEK 5: NORTH CAROLINA

WR Mike Harley  
DL Jon Garvin  
DB Trajan Bandy  
DL Demetrius Jackson (ST)

## SCOUT TEAM POTW

### WEEK 1: LSU

WR Elias Lugo-Fagundo (offense)  
DB Jimmy Murphy (defense)  
DB Colvin Alford (special teams)

### WEEK 2: SAVANNAH STATE

QB Ryan Rizk (offense)  
DB Jimmy Murphy (defense)  
DB Tyler Murphy (special teams)

### WEEK 3: TOLEDO

OL Michael Scibelli (offense)  
DB Jimmy Murphy (defense)  
WR Marshall Few (special teams)

### WEEK 4: FIU

WR Marshall Few (offense)  
DL Shawn Walker (defense)  
K Suleman Burrows (special teams)





## THREE-HEADED LINEBACKER MONSTER IN MIDST OF JUNIOR YEARS

- Miami's three-headed monster - junior linebacker trio Zach McCloud, Michael Pinckney and Shaq Quarterman - has started nearly every game together since arriving to UM as early enrollees in 2016.
- McCloud has started 25 of 30 career games through the first four weeks of 2018. McCloud finished with 48 tackles (29 solo), 4.5 tackles for loss and 2.0 sacks in 2017. He started at linebacker vs. FIU.
- One of UM's most instinctive players, Pinckney started 11 of 13 games last season and ended up with 68 total tackles, 11.0 tackles for loss and 3.5 sacks. He recorded three total tackles last time vs. FIU.
- Quarterman, who has started all 30 games for the Hurricanes in two-plus seasons, ranked second on the team with 83 tackles a sophomore in 2017. Quarterman had five tackles and 1.0 TFL last time out.

## HURRICANES LOOKING TO GAIN STRENGTH IN YEAR 3 UNDER RICHT

- Miami enjoyed an impressive 2017 season under the direction of head coach **Mark Richt**, who guided the Hurricanes to 10 wins and a College Football Playoff ranking as high as No. 2 in his second year.
- The Hurricanes, who captured the ACC's Coastal Division for the first time in its history for a spot in the ACC Championship, earned an invite to the Capital One Orange Bowl for the first time in 13 years.
- Richt was named 2017 ACC Coach of the Year and was also named Walter Camp Coach of the Year.
- Miami had three players selected to the Preseason All-ACC Football Team: DB **Michael Jackson**, DB **Jaquan Johnson** and LB **Shaquille Quarterman**. In addition to his recognition by the conference, Johnson was selected to the Associated Press Preseason All-America First Team at safety.
- The Hurricanes return 3,120 of their 3,153 passing yards from 2017 (98.9%) and 1,697 of 2,090 rushing yards (81.2%), which accounts for a combined 91.8% of total offense returning heading into 2018.

## TRUE FRESHMEN ALREADY MAKING AN EARLY IMPACT FOR UM IN 2018

- Miami's recruiting class, nicknamed #Storm18, was ranked the consensus No. 1 class in Florida and a consensus top-8 class overall for the first time since 2012. It was ranked No. 6 nationally by Rivals.
- True freshmen have accounted for six total touchdowns already, including two each from RB **Lorenzo Lingard** and TE **Brevin Jordan**. TE **Will Mallory** and WR **Brian Hightower** each have one.
- Both Jordan (two games) and Mallory (one game) have earned starts in the early going of their college careers, while DB **Al Blades, Jr.**, was named special teams captain for UM's game at Toledo.
- UM's recruiting class included 14 players ranked in the ESPN300, 12 in 247Sports' national rankings, 12 ranked in Rivals 250, and 10 players who were either U.S. Army or Under Armour All-Americans.
- Miami's class was ranked No. 8 nationally by both 247Sports and ESPN and ranked the second-best class in the ACC by both organizations. 247Sports, ESPN and Rivals all had UM's class No. 1 in Florida.
- 10 members of the signing class enrolled early and took part in spring practice: QB Jarren Williams, RB Lorenzo Lingard, WR Brian Hightower, WR Dee Wiggins, DL Greg Rousseau, OL John Campbell, Jr., OL DJ Scaife, Jr., DB Gurvan Hall, Jr., DB DJ Ivey and DB Gilbert Frierson

## HOMER IMPRESSED IN FIRST YEAR AS STARTING RUNNING BACK IN 2017

- After a season-ending injury to Mark Walton in the early part of 2017, RB **Travis Homer** stepped up and saw action in all 13 games last year. He took over starting duties four games into the year.
- Homer has posted 276 rushing yards through the first four games (5.6 yards-per-carry average) and had the first 100-yard rushing game of the season last time out (114) in a win over FIU (Sept. 22).
- The 100-yard rushing performance was the fourth of his career; he had three such games in 2017.
- Homer rushed for 966 yards on 163 attempts (5.9 yards per carry) with eight rushing TDs in 2017.
- The West Palm Beach native, who was selected to the All-ACC Second Team in 2017, compiled 1,203 all-purpose yards and three 100-yard rushing games - including 170 in his first start vs. Georgia Tech.
- The Palm Beach native became the eighth Miami tailback to have recorded a 100-yard game in his first career start since 2000, and the fourth to do it in an Atlantic Coast Conference game.

## THOMAS SHOWCASED SPEED, BIG PLAY ABILITY IN FRESHMAN YEAR

- WR **Jeff Thomas** was a key contributor in his first season at Miami and was responsible for two of the three longest offensive plays of the season and four of the top-11 longest plays of the year.
- Thomas had the two longest receptions of the season - a 78-yard touchdown against North Carolina and a 70-yard reception against Georgia Tech. He also had a 48-yard reception vs. Wisconsin in the Capital One Orange Bowl and a 48-yard touchdown reception against Syracuse.
- Thomas, who totaled 374 receiving yards on 17 receptions, averaged a team-high 22.0-yards per catch and 28.8 receiving yards per game. He played in all 13 games and made four starts.
- Despite missing most of the FIU game (Sept. 22) with dehydration issues, Thomas still managed to rank second on the Hurricanes in all-purpose yards with 79, including 36 punt return yards.

## SCORING DRIVES

Opponent	Plays	Yards	Time	Result
LSU	6	55	1:37	FG
LSU	11	77	4:49	TD
LSU	4	74	1:19	TD
Savannah State	8	31	3:57	TD
Savannah State	8	59	2:57	TD
Savannah State	3	71	0:49	TD
Savannah State	6	20	2:01	TD
Savannah State	7	65	3:26	TD
Savannah State	7	80	2:57	TD
Savannah State	2	16	0:12	TD
Savannah State	4	32	1:47	TD
Savannah State	3	24	1:03	TD
Savannah State	1	64	0:13	TD
at Toledo	12	76	4:29	TD
at Toledo	5	61	2:09	TD
at Toledo	7	58	2:36	TD
at Toledo	5	75	2:19	TD
at Toledo	14 %	70	6:06	TD
at Toledo	6	31	2:03	TD
at Toledo	5	75	1:55	TD
at Toledo	6	35	3:18	TD
FIU	9	87 ^	4:44	TD
FIU	5	68	1:52	TD
FIU	14 %	75	7:11 !	FG
FIU	3	67	0:35	TD
FIU	5	58	2:31	TD

% - Most Plays | ^ - Most Yards | ! - Most Time



## OFFENSIVE VETERANS - CAREER STARTS (AT LEAST FIVE STARTS)

OFFENSE		2014	2015	2016	2017	2018	Career
Pos.	Name						
WR	Lawrence Cager, R-Jr.	-	1	0	5	4	10
WR	Ahmmmon Richards, Jr.	-	-	11	7	1	19
WR	Jeff Thomas, So.	-	-	-	4	4	8
RB	Travis Homer, Jr.	-	-	-	9	4	13
OL	Navaughn Donaldson, So.	-	-	-	10	4	14
OL	Tyler Gauthier, Sr.	-	0	4	13	4	21
OL	Tyree St. Louis, Sr.	-	0	8	13	4	25
QB	Malik Rosier, R-Sr.	0	1	0	13	4	18

## DEFENSIVE VETERANS - CAREER STARTS (AT LEAST FIVE STARTS)

DEFENSE		2014	2015	2016	2017	2018	Career
Pos.	Name						
DL	Demetrius Jackson, R-Sr.	0	0	6	0	0	6
DL	Joe Jackson, Jr.	-	-	2	12	4	18
LB	Shaquille Quarterman, Jr.	-	-	13	13	4	30
LB	Michael Pinckney, Jr.	-	-	13	11	4	28
LB	Zach McCloud, Jr.	-	-	11	11	3	25
DB	Michael Jackson Sr., Sr.	-	-	-	10	4	14
DB	Jaquan Johnson, Sr.	-	0	5	13	3	21
DB	Sheldrick Redwine, Sr.	-	0	5	12	4	21
DB	Trajan Bandy, So.	-	-	-	3	3	6

## CAROL SOFFER INDOOR PRACTICE FACILITY OPEN FOR BUSINESS

- On August 17, 2018, history was made at the University of Miami, as the Miami Hurricanes practiced inside the Carol Soffer Indoor Practice Facility for the very first time during fall camp.
- In September 2016, Miami announced the largest donation in the history of the athletics department as the lead gift for a state-of-the-art football indoor practice facility. In honor of their mother Carol, Jeffrey Soffer and Carol's other children made a \$14 million commitment towards the facility.
- Head coach Mark Richt pledged \$1 million towards the facility and football alumnus and linebacker great Jon Beason was among those alumni to give to the project. Beason's gift was \$250,000, as Miami alumni and former players teamed up to contribute more than \$2 million for the project.
- The 81,800-square-foot facility features two field-turf fields – one 90 yards long and one 40 yards.

## MIAMI DEBUTED SPECIAL PARLEY UNIFORMS FOR OPENER VS. LSU

- Miami and adidas revealed environmentally-conscious alternate uniforms on Aug. 18 - the first-ever football unis featuring repurposed and upcycled materials, in partnership with Parley For The Oceans.
- Creating a unique look for the Canes, the Miami x Parley A1 uniform features "The U's" home jersey orange colorway that is accompanied by accents that are an ode to the cause to end plastic pollution.
- The Miami x Parley A1 uniforms were auctioned off with the proceeds going to the Rosenstiel School of Marine and Atmospheric Science to launch a fund for educational research.

## RICHT RECOGNIZES MIAMI PAST, INVITES HONORARY CAPTAINS

- After his return to his alma mater, head coach Mark Richt instituted honorary captains - all of whom are Miami Football alumni - to speak to the team on the Fridays before home games in-season.
- The first honorary captain for the 2018 season was OL Dennis Harrah, who played at UM from 1972-74.
- In 2017, the list of honorary captain list included all-time Miami greats like QB George Mira, DB Bennie Blades, WR Reggie Wayne, DB Ed Reed and DB Antrel Rolle, among others.
- Richt's invitation to honorary captains further extends his dedication to his alma mater and the alumni who have passed through the program; in August of 2017, Richt hosted his first "U Network" event dedicated to helping Miami Football alumni find jobs in their post-football lives.

## ZAGACKI AND BAILEY RETURN TO THE BOOTH FOR YEAR 17

- "Voice of the Hurricanes" Joe Zagacki and color commentator Don Bailey, Jr. are in the booth for their 17th year on the radio - the duo has broadcast 242 straight games together.

## HONORARY CAPTAINS 2016 SEASON

SEPT. 3, 2016 vs. FLORIDA A&M

RB Ray Bellamy

SEPT. 10, 2016 vs. FAU

DL Gary Dunn

OCT. 8, 2016 vs. FLORIDA STATE

QB Gino Torretta

OCT. 15, 2016 vs. NORTH CAROLINA

OL Joaquin Gonzalez

NOV. 5, 2016 vs. PITTSBURGH

DL Russell Maryland

NOV. 26, 2016 vs. DUKE

LB Jon Beason

## 2017 SEASON

SEPT. 2, 2017 vs. BETHUNE-COOKMAN

DE Greg Mark

SEPT. 23, 2017 vs. TOLEDO

WR Brett Perriman

OCT. 12, 2017 vs. GEORGIA TECH

QB George Mira

OCT. 21, 2017 vs. SYRACUSE

DB Bennie Blades

NOV. 4, 2017 vs. VIRGINIA TECH

WR Reggie Wayne

NOV. 11, 2017 vs. NOTRE DAME

DB Ed Reed

NOV. 18, 2017 vs. VIRGINIA

DB Antrel Rolle

## 2018 SEASON

SEPT. 8, 2018 vs. SAVANNAH STATE

OL Dennis Harrah

SEPT. 22, 2018 vs. FIU

DB Kenny Calhoun



# MARK RICHT

HEAD COACH | THIRD SEASON AT MIAMI (18th OVERALL) | 167-59 (.739)

In just two seasons as head coach, Mark Richt has made an indelible impact on his alma mater's football program -- both on and off the field.

Richt posted a 19-7 record over his first two seasons, the third best start in Miami history, and a stretch that included a 15-game winning streak -- UM's longest since 2002. The Hurricanes won 10 games in 2017, climbing as high as second in the College Football Playoff rankings. Miami captured the Atlantic Coast Conference's Coastal Division for the first time in its history and earned an invitation to the Capital One Orange Bowl for the first time in 13 years. Richt won 2017 ACC Coach of the Year honors and was also named the 2017 Walter Camp Coach of the Year.

The Hurricanes ranked first in team sacks per game (3.38), and ranked third the nation in turnovers forced in 2017 (31). Junior quarterback Malik Rosier accounted for 31 total touchdowns, breaking Vinny Testaverde's single-season school record, and helping Miami rank 15th in the nation in red zone offense (90.7 percent). Junior defensive back Jaquan Johnson had a breakout season, leading the team with 96 tackles, picking off four passes and earning ACC Defensive Back of the Week honors three times. Overall, 10 Hurricanes earned All-ACC honors, including kicker Michael Badgley, who was named first-team All-ACC.

Off the field, Richt has energized the program, from supporting the fundraising efforts for the Carol Soffer Football Indoor Practice Facility to launching The U Network, which assists former Hurricanes in networking and career placement after their playing careers have concluded. Miami was one of three schools, along with Stanford and Northwestern, to earn the 2016 American Football Coaches Association (AFCA) Academic Achievement Award. In addition, the Hurricanes ranked first among all FBS programs in 2016 in the NCAA Team Works Helper Helper Community Service Competition, and helped Miami finish first among Division I schools overall in 2018.

Richt was named the University of Miami's 24th head football coach on Dec. 4, 2015. His hiring provided immediate dividends as the Hurricanes posted a 9-4 record in his first season in Coral Gables. Miami then defeated West Virginia, 31-14, in the Russell Athletic Bowl for the program's first bowl victory in 10 years. The Hurricanes were ranked No. 20 in

the final Associated Press poll and No. 23 in the final Amway Coaches Poll -- the program's first season-ending rankings since 2009.

Miami had 10 players earned ACSMA All-ACC honors in 2016, while quarterback Brad Kaaya became Miami's all-time passing yards leader. Freshman wide receiver Ahmmon Richards broke the 31-year-old freshman receiving record at Miami originally set by Michael Irvin, while sophomore running back Mark Walton became the 11th 1,000-yard rusher in program history.

Six Hurricanes were selected in the 2018 NFL Draft. Nine Hurricanes were selected in the 2017 NFL Draft, the most for Miami since 2006, including first-round pick David Njoku to the Cleveland Browns. Richt has had 99 of his players drafted as a head coach, including 14 first-round picks.

Richt, born in Omaha, Neb., and raised in Boca Raton, Fla., returned to his alma mater after leading the University of Georgia football program for the previous 15 years. He compiled a 145-51 overall record and an 85-40 mark in Southeastern Conference play. Georgia won two SEC championships, six SEC East titles and nine bowl games under Richt, and finished the season in the Associated Press Top-10 rankings seven times.

Richt's 164 career wins rank fourth among active FBS head coaches and his .744 winning percentage ranks as the seventh best among current FBS coaches with at least five years of experience. Richt is one of only seven head coaches in SEC history to record four straight 10-win seasons (2002-05).

Richt coached some of the greatest quarterbacks in Georgia history, including David Greene, a four-year starter who left Athens as the then-winningest quarterback in NCAA history with 42 career wins. Aaron Murray, also a four-year starter, is the SEC's all-time leader in passing yards (13,166) and touchdown passes (121). Matthew Stafford threw for 3,459 yards and 25 touchdowns (then a school record) as a junior for the Bulldogs.

Richt is married to the former Katharyn Francis of Tallahassee. The couple has four children -- Jonathan, David, Zach, and Anya. Jon, the Miami quarterbacks coach, was married to the former Anna Cearley in May 2010. They have two daughters, Jady and Zoe.

## THE RICHT FILE

**Hometown:** Boca Raton, Fla.  
**College:** University of Miami, '82  
**Birthdate:** Feb. 18, 1960  
**Wife:** Katharyn Francis  
**Children:** Jon, David, Zach, Anya

### Coaching Career

Florida State (Graduate Assistant), 1985-88  
East Carolina (Offensive Coordinator), 1989  
Florida State (QBs), 1990-93  
Florida State (Offensive Coordinator/QBs), 1994-2000  
Georgia (Head Coach), 2001-2015  
Miami (Head Coach), 2016-

- One of only four men in NCAA Division I-A history to record 135-or-more wins in his first 14 seasons
- Has coached in four national championship games
- Has coached two Heisman Trophy winners
- Has coached more than 40 All-Americans and two Heisman Trophy winning quarterbacks
- Has coached more than 100 players that have been selected in the NFL Draft, including eight quarterbacks
- Has coached 15 NFL First Round Draft picks and one Hall of Famer
- Ten of Richt's players have been honored by the AllState AFCA Good Works Team





## RIGHT'S YEAR-BY-YEAR HEAD COACHING RECORD

Year	OVERALL			CONFERENCE			Finish	BOWL
	W	L	PCT.	W	L	.PCT		
2001	8	4	.667	5	3	.625	T3rd/East	Music City (L)
2002	13	1	.929	7	1	.875	1st/Champs	Sugar (W)
2003	11	3	.786	6	2	.750	T1st/East	Capital One (W)
2004	10	2	.833	6	2	.750	2nd/East	Outback (W)
2005	10	3	.769	6	2	.750	1st/Champs	Sugar (L)
2006	9	4	.692	4	4	.500	T3rd/East	Chick-fil-A (W)
2007	11	2	.846	6	2	.750	T1st/East	Sugar (W)
2008	10	3	.769	6	2	.750	2nd/East	Capital One (W)
2009	8	5	.615	4	4	.500	T2nd/East	Independence (W)
2010	6	7	.462	3	5	.375	3rd/East	Liberty (L)
2011	10	4	.714	7	1	.875	1st/East	Outback (L)
2012	12	2	.857	7	1	.875	T1st/East	Capital One (W)
2013	8	5	.615	5	3	.625	3rd/East	Gator (L)
2014	10	3	.769	6	2	.750	2nd/East	Belk (W)
2015	9	3	.750	5	3	.625	2nd/East	--
2016	9	4	.692	5	3	.625	T2nd/Coastal	Russell Athletic (W)
2017	10	3	.833	7	1	.875	1st/Coastal	Capital One Orange Bowl (L)
2018	3	1	.750	0	0	.000	--	--
<b>Total</b>	<b>167</b>	<b>59</b>	<b>.739</b>	<b>95</b>	<b>41</b>	<b>.699</b>		



# RIGHT'S YEAR-BY-YEAR RECORD

## 2001 (8-4; 5-3 SEC)

DATE	OPPONENT	W/L	SCORE
S 1	Arkansas State	W	45-17
S 8	South Carolina	L	9-14
S 29	Arkansas	W	34-23
O 6	at Tennessee	W	26-24
O 13	at Vanderbilt	W	30-14
O 20	Kentucky	W	43-29
O 27	vs. Florida	L	10-24
N 10	Auburn	L	17-24
N 17	at Ole Miss	W	35-15
N 24	at Georgia Tech	W	31-17
D 1	Houston	W	35-7
D 28	vs. Boston College	L	16-20

## 2002 (13-1; 7-1 SEC)

DATE	OPPONENT	W/L	SCORE
A 31	Clemson	W	31-28
S 14	at South Carolina	W	13-7
S 21	Northwestern State	W	45-7
S 28	New Mexico State	W	41-10
O 5	at Alabama	W	27-25
O 12	Tennessee	W	18-13
O 19	Vanderbilt	W	48-17
O 26	at Kentucky	W	52-24
N 2	vs. Florida	L	13-20
N 9	Ole Miss	W	31-17
N 16	at Auburn	W	24-21
N 30	Georgia Tech	W	51-7
D 7	vs. Arkansas	W	30-3
J 1	vs. Florida State	W	26-13

## 2003 (11-3; 6-2 SEC)

DATE	OPPONENT	W/L	SCORE
A 30	at Clemson	W	30-0
S 6	Middle Tennessee St.	W	29-10
S 13	South Carolina	W	31-7
S 20	at LSU	L	10-17
O 4	Alabama	W	37-23
O 11	at Tennessee	W	41-14
O 18	at Vanderbilt	W	27-8
O 25	UAB	W	16-13
N 1	vs. Florida	L	13-16
N 15	Auburn	W	26-7
N 22	Kentucky	W	30-10
N 29	at Georgia Tech	W	34-17
D 6	vs. LSU	L	13-34
J 1	vs. Purdue	W	34-27

## 2004 (10-2; 6-2 SEC)

DATE	OPPONENT	W/L	SCORE
S 4	Ga. Southern	W	48-28
S 11	at South Carolina	W	20-16
S 18	Marshall	W	13-3
O 2	LSU	W	45-16
O 9	Tennessee	L	14-19
O 16	Vanderbilt	W	33-3
O 23	at Arkansas	W	20-14
O 30	vs. Florida	W	31-24
N 6	at Kentucky	W	62-17
N 13	at Auburn	L	6-24
N 27	Georgia Tech	W	19-13
J 1	vs. Wisconsin	W	24-21

## 2005 (10-3; 6-2 SEC)

DATE	OPPONENT	W/L	SCORE
S 3	Boise State	W	48-13
S 10	South Carolina	W	17-15
S 17	ULM	W	44-7
S 24	at Mississippi State	W	23-10
O 8	at Tennessee	W	27-14
O 15	at Vanderbilt	W	34-17
O 22	Arkansas	W	23-20
O 29	vs. Florida	L	10-14
N 12	Auburn	L	30-31
N 19	Kentucky	W	45-13
N 26	at Georgia Tech	W	14-7
D 3	vs. LSU	W	34-14
J 2	vs. West Virginia	L	35-38

## 2006 (9-4; 4-4 SEC)

DATE	OPPONENT	W/L	SCORE
S 2	Western Kentucky	W	48-12
S 9	at South Carolina	W	18-0
S 16	UAB	W	34-0
S 23	Colorado	W	14-13
S 30	at Ole Miss	W	14-9
O 7	Tennessee	L	33-51
O 14	Vanderbilt	L	22-24
O 21	Mississippi State	W	27-24
O 28	vs. Florida	L	14-21
N 4	at Kentucky	L	20-24
N 11	at Auburn	W	37-15
N 25	Georgia Tech	W	15-12

D 30	vs. Virginia Tech	W	31-24
------	-------------------	---	-------

## 2007 (11-2; 6-2 SEC)

DATE	OPPONENT	W/L	SCORE
S 1	Oklahoma State	W	35-14
S 8	South Carolina	L	12-16
S 15	West Carolina	W	45-16
S 22	at Alabama	W	26-23 (OT)
S 29	Ole Miss	W	45-17
O 6	at Tennessee	L	14-35
O 13	at Vanderbilt	W	20-17
O 27	vs. Florida	W	42-30
N 3	Troy	W	44-34
N 10	Auburn	W	45-20
N 17	Kentucky	W	24-13
N 24	at Georgia Tech	W	31-17
J 1	Hawai'i	W	41-10

## 2008 (10-3; 6-2 SEC)

DATE	OPPONENT	W/L	SCORE
A 30	Georgia Southern	W	45-21
S 6	Central Michigan	W	56-17
S 13	at South Carolina	W	14-7
S 20	at Arizona State	W	27-10
S 27	Alabama	L	30-41
O 11	Tennessee	W	26-14
O 18	Vanderbilt	W	24-14
O 25	at LSU	W	52-38
N 1	vs. Florida	L	10-49
N 8	at Kentucky	W	42-38
N 15	at Auburn	W	17-13
N 29	Georgia Tech	L	42-45
J 1	vs. Michigan State	W	24-12

## 2009 (8-5; 4-4 SEC)

DATE	OPPONENT	W/L	SCORE
S 5	at Oklahoma State	L	10-24
S 12	South Carolina	W	41-37
S 19	at Arkansas	W	52-41
S 26	Arizona State	W	20-17
O 3	LSU	L	13-20
O 10	at Tennessee	L	19-45
O 17	at Vanderbilt	W	34-10
O 31	vs. Florida	L	17-41
N 7	Tennessee Tech	W	38-0
N 14	Auburn	W	31-24
N 21	Kentucky	L	27-34
N 28	at Georgia Tech	W	30-24
D 28	vs. Texas A&M	W	44-20

## 2010 (6-7; 3-5 SEC)

DATE	OPPONENT	W/L	SCORE
S 4	La.-Lafayette	W	55-7
S 11	at South Carolina	L	6-16
S 18	Arkansas	L	24-31
S 25	at Mississippi State	L	12-24
O 2	at Colorado	L	27-29
O 9	Tennessee	W	41-14
O 16	Vanderbilt	W	43-0
O 23	at Kentucky	W	44-31
O 30	vs. Florida	L	31-34
N 6	Idaho State	W	55-7
N 13	at Auburn	L	31-49
N 27	Georgia Tech	W	42-34
D 28	UCF	L	6-10

## 2011 (10-4; 7-1 SEC)

DATE	OPPONENT	W/L	SCORE
S 3	vs. Boise State	L	21-34
S 10	South Carolina	L	42-45
S 17	Coastal Carolina	W	59-0
S 24	at Ole Miss	W	27-13
O 1	Mississippi State	W	24-10
O 8	at Tennessee	W	24-12
O 15	at Vanderbilt	W	33-28
O 29	vs. Florida	W	24-20
N 5	New Mexico State	W	63-16
N 12	Auburn	W	45-7
N 19	Kentucky	W	19-10
N 26	at Georgia Tech	W	31-17
D 3	vs. LSU	L	10-42
J 2	vs. Michigan State	L	30-33

## 2012 (12-2; 7-1 SEC)

DATE	OPPONENT	W/L	SCORE
S 1	vs. Buffalo	W	45-23
S 8	at Missouri	W	41-20
S 15	FAU	W	56-20
S 22	Vanderbilt	W	48-3
S 29	Tennessee	W	51-44
O 6	at South Carolina	L	7-35
O 20	at Kentucky	W	29-24
O 27	vs. Florida	W	17-9
N 3	Ole Miss	W	37-10

N 10	at Auburn	W	38-0
N 17	Georgia Southern	W	45-14
N 24	Georgia Tech	W	42-10
D 1	vs. Alabama	L	28-32
J 1	vs. Nebraska	W	45-31

## 2013 (8-5; 5-3 SEC)

DATE	OPPONENT	W/L	SCORE
A 31	at Clemson	L	35-38
S 7	South Carolina	W	41-30
S 21	North Texas	W	45-21
S 28	LSU	W	44-41
O 5	at Tennessee	W	34-31(OT)
O 12	Missouri	L	26-41
O 19	at Vanderbilt	L	27-31
N 2	vs. Florida	W	23-20
N 9	Appalachian State	W	45-6
N 16	at Auburn	L	38-43
N 23	Kentucky	W	59-17
N 30	at Georgia Tech	W	41-34 (OT)
J 1	vs. Nebraska	L	19-24

## 2014 (10-3; 6-2 SEC)

DATE	OPPONENT	W/L	SCORE
A 30	Clemson	W	45-21
S 13	at South Carolina	L	35-38
S 20	Troy	W	66-0
S 27	Tennessee	W	35-32
O 4	Vanderbilt	W	44-17
O 11	at Missouri	W	34-0
O 18	at Arkansas	W	45-32
N 1	vs. Florida	L	20-38
N 8	at Kentucky	W	63-31
N 15	Auburn	W	34-7
N 22	Charleston	W	55-9
N 29	Georgia Tech	L	24-30 (OT)
D 30	vs. Louisville	W	37-14

## 2015 (9-3; 5-3 SEC)

DATE	OPPONENT	W/L	SCORE
S 5	ULM	W	51-14
S 12	at Vanderbilt	W	31-14
S 19	South Carolina	W	52-20
S 26	Southern University	W	48-6
O 3	Alabama	L	10-38
O 10	at Tennessee	W	31-38
O 17	Missouri	L	9-6
O 31	vs. Florida	L	3-27
N 7	Kentucky	W	27-3
N 14	at Auburn	W	20-13
N 21	Georgia Southern	W	23-17
N 28	at Georgia Tech	W	13-7

## 2016 (9-4; 5-3 ACC)

DATE	OPPONENT	W/L	SCORE
S 3	FAMU	W	70-3
S 10	FAU	W	38-10
S 17	at Appalachian State	W	45-10
O 1	at Georgia Tech	W	35-10
O 8	Florida State	L	19-20
O 15	North Carolina	L	13-20
O 20	at Virginia Tech	L	16-37
O 29	at Notre Dame	L	27-30
N 5	Pittsburgh	W	51-28
N 12	at Virginia	W	34-14
N 19	at NC State	W	27-13
N 26	Duke	W	40-21
D 28	vs. West Virginia	W	31-14

## 2017 (10-2; 7-1 ACC)

DATE	OPPONENT	W/L	SCORE
S 2	Bethune-Cookman	W	41-13
S 23	Toledo	W	52-30
S 29	at Duke	W	31-6
O 7	at Florida State	W	24-20
O 14	Georgia Tech	W	25-24
O 21	Syracuse	W	27-19
O 28	at North Carolina	W	24-19
N 4	Virginia Tech	W	28-10
N 11	Notre Dame	W	41-8
N 18	Virginia	W	44-28
N 24	at Pittsburgh	L	14-24
D 2	vs. Clemson	L	3-38
D 30	Wisconsin	L	24-34

## 2018 (3-1; 0-0 ACC)

DATE	OPPONENT	W/L	SCORE
S 2	vs. LSU	L	17-33
S 8	Savannah State	W	77-0
S 15	at Toledo	W	49-24
S 22	FIU	W	31-17



## OFFENSIVE PLAYER PROFILES



**9**  
**BREVIN JORDAN**  
TE • 6-3 • 245 • FR.  
LAS VEGAS, NEV. (BISHOP GORMAN)

**Favorite Food:** Mom's homemade himchi soup & bulgogi


**Tight End Models Game After:** Delanie Walker & Travis Kelce

**Favorite Musical Artist:** YoungBoy & Michael Jackson

**Fun Fact:** Mother, Beverly, is Korean and made Korean food for UM's coaches when they visited during recruiting process. Mother is also a stage-3 breast cancer survivor.

### RECEIVING

YEAR	GP-GS	ATT	YDS	AVG	TD	LG
2018	4-3	12	119	9.9	3	34
<b>Career</b>	<b>4-3</b>	<b>12</b>	<b>119</b>	<b>9.9</b>	<b>3</b>	<b>34</b>



**12**  
**MALIK ROSIER, JR.**  
QB • 6-1 • 212 • R-SR.  
MOBILE, ALA. (FAITH ACADEMY)

**Favorite Food:** Gumbo

**Favorite Artist / Rapper:** Lil Uzi Vert

**Quarterback Models Game After:** Russell Wilson

**Fun Fact:** Member of Miami's 2015 baseball team that qualified for the College World Series and homered in his first series with Rutgers (did not travel to CWS).

### PASSING

YEAR	GP-GS	COMP	ATT	YDS	PCT	TD	INT	LG
2018	4-4	38	73	611	52.1	5	2	67T
2017	13-13	224	415	3,120	54.0	26	14	78T
2016	3-0	2	4	32	33.3	0	0	17
2015	7-1	29	57	338	50.9	2	3	33
<b>Career</b>	<b>27-18</b>	<b>295</b>	<b>549</b>	<b>4,101</b>	<b>53.7</b>	<b>33</b>	<b>19</b>	<b>78T</b>

### RUSHING

YEAR	GP-GS	ATT	GAIN	LOSS	NET	AVG	TD	LG
2018	4-4	27	128	40	88	3.3	5	37T
2017	13-13	131	619	151	468	3.6	5	36
2016	3-0	2	65	0	65	32.5	1	46
2015	7-1	14	29	31	-2	-0.1	0	6
<b>Career</b>	<b>27-18</b>	<b>174</b>	<b>841</b>	<b>222</b>	<b>619</b>	<b>3.6</b>	<b>11</b>	<b>46</b>

### RECEIVING

YEAR	GP-GS	REC	YDS	AVG	TD	LG
2018	4-4	0	0	0.0	0	--
2017	13-13	1	17	17.0	0	17
2016	3-0	0	0	0.0	0	--
2015	7-1	0	0	0.0	0	--
<b>Career</b>	<b>27-18</b>	<b>1</b>	<b>17</b>	<b>17.0</b>	<b>0</b>	<b>17</b>



**13**  
**DEEJAY DALLAS**  
RB • 5-10 • 220 • SO.  
BRUNSWICK, GA. (GLYNN ACADEMY)

**Favorite Food:** Hibachi

**Running Back Models Game After:** Leveon Bell

**Favorite Musical Artist:** Travis \$cott

**Fun Fact:** Was committed to Mark Richt when Richt was head coach at Georgia but decommitted and signed with Hurricanes upon Richt's hiring as head coach at UM.

### RUSHING

YEAR	GP-GS	ATT	YDS	AVG	TD	LG
2018	4-0	37	224	6.5	1	34
2017	12-0	41	217	5.3	3	39T
<b>Career</b>	<b>16-0</b>	<b>78</b>	<b>441</b>	<b>5.7</b>	<b>4</b>	<b>39T</b>

### RECEIVING

YEAR	GP-GS	ATT	YDS	AVG	TD	LG
2018	4-0	4	58	14.5	0	26
2017	12-0	4	92	23.0	0	49
<b>Career</b>	<b>16-0</b>	<b>8</b>	<b>150</b>	<b>18.8</b>	<b>0</b>	<b>49</b>



**18**  
**LAWRENCE CAGER**  
WR • 6-5 • 220 • R-JR.  
TOWSON, MD. (CALVERT HALL)

**Favorite Food:** Salmon

**NFL Wide Receiver Models Game After:** AJ Green

**Favorite NFL Wide Receiver:** Mike Thomas

**Favorite Rapper:** Future

**Fun Fact:** Big fan of baseball and still plays it during his off time. Grew up playing centerfield and was a switch hitter, played two seasons of high school baseball before stopping to focus on football. Broke school high jump record in high school, jumping 6-foot-10.

### RECEIVING

YEAR	GP-GS	ATT	YDS	AVG	TD	LG
2018	4-4	9	174	19.3	4	36
2017	10-5	16	237	14.8	3	38T
2016		missed season				
2015	11-1	8	70	8.8	1	13
<b>Career</b>	<b>25-10</b>	<b>33</b>	<b>481</b>	<b>14.6</b>	<b>8</b>	<b>38T</b>



**24**  
**TRAVIS HOMER**  
RB • 5-11 • 205 • JR.  
WEST PALM BEACH, FLA. (OXBRIDGE ACADEMY)

**2017 ALL-ACC, SECOND TEAM**

**Favorite Food:** Macaroni & Cheese

**Favorite NFL Team / Running Back:** Doesn't watch football outside of playing and breaking down film.

**Favorite Thing to Watch:** Anime. Favorite anime series is Naruto Shippuden and his favorite character is Goku from Dragon Ball Z; has mimicked anime moves in touchdown celebrations.

**Fun Fact:** The only offensive player to ever wear the turnover chain after recovering a fumble on special teams against Virginia in 2017.

### RUSHING

YEAR	GP-GS	ATT	YDS	AVG	TD	LG
2018	4-4	49	276	5.6	1	35T
2017	13-9	163	966	5.9	8	64T
2016	12-0	7	44	6.3	0	17
<b>Career</b>	<b>29-13</b>	<b>219</b>	<b>1,286</b>	<b>5.9</b>	<b>9</b>	<b>64T</b>

### RECEIVING

YEAR	GP-GS	ATT	YDS	AVG	TD	LG
2018	4-4	2	11	5.5	0	7
2017	13-9	18	219	12.2	1	35
2016	12-0	0	0	0.0	0	--
<b>Career</b>	<b>29-13</b>	<b>20</b>	<b>230</b>	<b>11.5</b>	<b>1</b>	<b>35</b>



**82**  
**AHMMON RICHARDS**  
WR • 6-1 • 205 • JR.  
WELLINGTON, FLA. (WELLINGTON)

**2016 ALL-ACC SECOND TEAM (ASCMA)**

**2016 ALL-ACC THIRD TEAM (Coaches)**

**2016 FRESHMAN ALL-AMERICA (several)**

**Favorite Food:** Macaroni & Cheese

**Wide Receiver Models Game After:** Antonio Brown

**Favorite Rapper:** Meek Mill

**Fun Fact:** Worked out with Antonio Brown during offseason at local Miami parks and considers him one of his biggest mentors and role models.


### RECEIVING

YEAR	GP-GS	ATT	YDS	AVG	TD	LG
2018	1-1	1	9	9.0	0	9
2017	8-7	24	439	18.3	3	49
2016	13-11	49	934	19.1	3	77T
<b>Career</b>	<b>22-19</b>	<b>74</b>	<b>1,382</b>	<b>18.7</b>	<b>6</b>	<b>77T</b>





## DEFENSIVE PLAYER PROFILES



**4**  
**JAQUAN JOHNSON**  
DB • 5-11 • 195 • SR.  
MIAMI, FLA. (KILLIAN)

2017 ALL-AMERICA, SECOND TEAM (multiple)  
2017 ALL-ACC, SECOND TEAM

**Favorite Food:** Steak with shrimp pasta

**Favorite Artist / Rapper:** Lil Dred or YFN Lucci

**Safety He Models Game After:** Ed Reed

**Fun Fact:** Spoke with Ed Reed, who also decided to return to Miami for his senior season, and consulted the Hurricanes legend before making a decision. Reed advised him to return to school to “win a championship with his brothers.”

### DEFENSIVE

YEAR	GP-GS	UT	AT	TT	TFL/Y	SACK	FF/FR	PBU	INT-Y
2018	3-3	7	15	22	0.0/0	0.0/0	0/0	0	0-0
2017	13-13	54	42	96	3.0/8	1.0/6	3/2	4	4-57
2016	13-5	24	14	38	3.0/6	1.5/5	0/1	2	1-11
2015	13-0	17	9	26	0.0-0	0.0-0	1/0	0	1-0
<b>Career</b>	<b>42-21</b>	<b>102</b>	<b>80</b>	<b>182</b>	<b>6.0-14</b>	<b>2.5/11</b>	<b>4/3</b>	<b>6</b>	<b>6-68</b>



**2**  
**TRAJAN BANDY**  
DB • 5-9 • 188 • SO.  
MIAMI, FLA. (CHRISTOPHER COLUMBUS)

**Favorite Food:** Grilled Chicken

**Favorite Rapper:** Dave East

**Cornerback Models Game After:** Cyrus Jones

**Fun Fact:** He loves to go fishing on his off days.

### DEFENSIVE

YEAR	GP-GS	UT	AT	TT	TFL/Y	SACK	FF/FR	PBU	INT-Y
2018	4-4	3	1	4	1.0/3	0-0	0/1	3	1-0
2017	13-3	14	11	25	1.5/2	0-0	0/0	7	1-65
<b>Career</b>	<b>17-7</b>	<b>17</b>	<b>12</b>	<b>29</b>	<b>2.5/5</b>	<b>0-0</b>	<b>0/1</b>	<b>10</b>	<b>2-65</b>



**9**  
**GERALD WILLIS III**  
DL • 6-4 • 300 • R-SR.  
NEW ORLEANS, LA. (FLORIDA) (EDNA KARR)

**Favorite Food:** New Orleans gumbo

**Favorite Artist / Rapper:** Lil Wayne / NBA Youngboy

**Lineman Models Game After:** Aaron Donald

**Fun Fact:** Baseball was his first love as a child, not football. He has a passion for cars and one of his hidden skills is his love for cooking.

### WILLIS III DEFENSIVE STATS

YEAR	GP-GS	UT	AT	TT	TFL/Y	SACK	FF/FR	PBU	INT-Y
2018	4-4	11	8	19	10.0/25	2.0/6	0/0	1	0-0
2017	missed season								
2016	9-0	13	6	19	5.5/18	1.5/8	0/0	2	0-0
<b>Career</b>	<b>13-4</b>	<b>24</b>	<b>14</b>	<b>38</b>	<b>15.5/43</b>	<b>3.5/14</b>	<b>0/0</b>	<b>3</b>	<b>0-0</b>



**28**  
**MICHAEL JACKSON, SR.**  
DB • 6-1 • 205 • SR.  
BIRMINGHAM, ALA. (SPAIN PARK)

2017 ALL-ACC, SECOND TEAM

**Favorite Food:** Cereal and macaroni & cheese

**Favorite Rapper:** J Cole and Drake

**Favorite NFL players:** Marshawn Lattimore, Marcus Peters, Aqib Talib, Patrick Peterson and Richard Sherman

**Fun Fact:** Became a father this past offseason to Michael, Jr.

### DEFENSIVE

YEAR	GP-GS	UT	AT	TT	TFL/Y	SACK	FF/FR	PBU	INT-Y
2018	4-4	8	6	14	1.0/5	0.0/0	0/0	0	0-0
2017	13-10	34	9	43	3.0/13	1.0/8	0/1	9	4-0
2016	12-0	2	5	7	0.0/0	0.0/0	0/1	1	0-0
2015	13-0	3	2	5	0.0/0	0.0/0	0/0	0	0-0
<b>Career</b>	<b>42-14</b>	<b>47</b>	<b>22</b>	<b>79</b>	<b>4.0/18</b>	<b>1.0/8</b>	<b>0/2</b>	<b>10</b>	<b>4-0</b>



**53**  
**ZACH McCLOUD**  
LB • 6-2 • 235 • JR.  
LANTANA, FLA. (SANTALUCES)

**Favorite Food:** Ribs


**Favorite Artist / Rapper:** Al Green

**Linebacker He Models Game After:** Harrison Smith or Deion Jones

**Fun Fact:** Has been active three-year member of Student-Athlete Advisory Committee at University of Miami, which prepares student-athletes for life after college and helps instill leadership and networking skills.

### DEFENSIVE

YEAR	GP-GS	UT	AT	TT	TFL/Y	SACK	FF/FR	PBU	INT-Y
2018	4-3	2	6	8	0.5/1	0.0/0	0/0	0	0-0
2017	13-11	29	19	48	4.5/19	2.0/11	1/0	0	0-0
2016	13-11	18	19	37	3.5/4	0.0/0	0/0	2	0-0
<b>Career</b>	<b>30-25</b>	<b>49</b>	<b>44</b>	<b>93</b>	<b>8.5/24</b>	<b>2.0/11</b>	<b>1/0</b>	<b>2</b>	<b>0-0</b>



**55**  
**SHAQ QUARTERMAN**  
LB • 6-1 • 235 • JR.  
ORANGE PARK, FLA. (OAKLEAF)

2017 ALL-ACC, SECOND TEAM  
2016 FRESHMAN ALL-AMERICA (several)  
2016 ALL-ACC, THIRD TEAM (Coaches)  
2016 ALL-ACC, HONORABLE MENTION (AC SMA)

**Favorite Food:** Garlic crabs

**Favorite Artist / Rapper:** Kevin Gates

**LB He Admires / Models Game After:** Jon Beason

**Fun Fact:** Has started all 30 games since enrolling at Miami in January 2016, only player to start every game of the Mark Richt era at Miami.

### DEFENSIVE

YEAR	GP-GS	UT	AT	TT	TFL/Y	SACK	FF/FR	PBU	INT-Y
2018	4-4	10	12	22	3.5/11	1.0/7	0/0	0	0-0
2017	13-13	43	40	80	7.0/19	2.5/12	1/0	5	0-0
2016	13-13	43	41	84	10.0/39	3.5/18	0/1	1	0-0
<b>Career</b>	<b>30-30</b>	<b>96</b>	<b>93</b>	<b>189</b>	<b>20.5/69</b>	<b>7.0/37</b>	<b>1/1</b>	<b>6</b>	<b>0-0</b>



**97**  
**JONATHAN GARVIN**  
DL • 6-4 • 250 • SO.  
LAKE WORTH, FLA. (LAKE WORTH)

**Favorite Food:** Lamb stew

**Favorite Musical Artist:** Maze and Frankie Beverly

**Lineman Models Game After:** Jadaveon Clowney

**Fun Fact:** Goes by "Neo" which is a family name. Grandfather's name was Neo and his full name is Jonathan Neo Darnell Garvin - Neo is the name of his grandfather and Darnell is the name of his uncle.

### DEFENSIVE

YEAR	GP-GS	UT	AT	TT	TFL/Y	SACK	FF/FR	PBU	INT-Y
2018	4-4	6	17	23	8.5/24	1.5/6	0/0	2	0-0
2017	13-0	5	4	9	3.0/15	2.0/14	2/2	0	0-0
<b>Career</b>	<b>17-4</b>	<b>11</b>	<b>21</b>	<b>32</b>	<b>11.5/39</b>	<b>3.5/20</b>	<b>2/2</b>	<b>2</b>	<b>0-0</b>



## THE LAST TIME...

### TEAM

**Score 40-50 Points:** 49 at Toledo, 9/15/18, UM 49-25

**Score 50-60 Points:** 52 vs. Toledo, 9/23/17, UM 52-30

**Score 60-70 Points:** 70 vs. Florida A&M, 9/3/16, UM 70-3

**Score 70-80 Points:** 77 vs. Savannah State, 9/8/18, UM 77-0

**200+ Rushing Yards:** 248 vs. FIU, 9/22/18, UM 31-17

**400+ Passing Yards:** 405 at Florida State, 10/10/15, FS 29-24

**500+ Total Yards:** 587 vs. Toledo, 9/23/17, UM 52-30

**Force Five Turnovers:** at Florida Atlantic, 9/11/15, UM 44-20

**Force Three Lost Fumbles:** at Virginia, 11/12/16, UM 34-14

**Force Four Lost Fumbles:** at Virginia, 11/12/16, UM 34-14

**Hold Opponent Under 100 Yards Rushing:** 17 vs. FIU, 9/22/18, UM 31-17

**Hold Opponent Under 100 Yards Passing:** 48 vs. Savannah State, 9/8/18, UM 77-0

**Hold Opponent Under 100 Total Yards:** 78 vs. Savannah State, 9/8/18, UM 77-0

**Play An Overtime Game:** vs. Nebraska, 9/19/15, UM 36-33 (OT)

**Win On Final Play Of Game:** at Duke, 10/31/15, UM 30-27

### SPECIAL TEAMS

**Kickoff Return For TD By Hurricane:** Corn Elder at Duke, 10/31/15, 91 yards, eight laterals, UM 30-27

**By Opponent:** Lamont Simmons, vs. Georgia Tech, 10/14/17, 42 yards, UM 25-24

**Punt Return For TD By Hurricane:** Braxton Berrios vs. Florida A&M, 9/3/16, 41 yards, UM 70-3

**By Opponent:** Ryan Switzer, North Carolina, 11/14/15, 78 yards, NC 59-21

**Missed Extra Point By Hurricane:** Michael Badgley, vs. Virginia, 11/18/17, UM 44-28

**By Opponent:** Greg Huegel, Clemson, 10/24/15, CU 58-0

**Blocked Punt Return For TD By Hurricane:** Scott Patchan vs. Savannah State, 9/8/18, UM 77-0, recovered and returned 10 yards, blocked by Nesta Jade Silvera

**By Opponent:** Bill Schautz, Virginia, 11/07/09, 20-yard return, blocked by Trey Womack, UM 52-17

**Blocked Field Goal By Hurricane:** Jaquan Johnson, vs. Savannah State, 9/8/18, UM 77-0

**By Opponent:** Jalen Daltom, North Carolina, vs. North Carolina, 10/15/16, UNC 20-13

**Blocked Punt By Hurricane:** Nesta Jade Silvera vs. Savannah State, 9/8/18, UM 77-0

**By Opponent:** Charles Snowden, vs. Virginia, 11/18/17, UM 44-28

**60+ Yard Punt By Hurricane:** Justin Vogel vs. Florida State, 10/8/16, 63 yards, FSU 20-19

**By Opponent:** Pressley Harvin III vs. Georgia Tech, 10/14/17, 62 yards, UM 25-24

**70+ Yard Punt By Hurricane:** Justin Vogel vs. Clemson, 10/24/15, 73 yards, CU 58-0

**By Opponent:** Ben Arndt, Georgia Tech, 11/19/05, 78 yards, GT 14-10

**50+ Yard Field Goal By Hurricane:** Michael Badgley vs. Bethune-Cookman, 9/2/17, 50 yards, UM 41-13

**By Opponent:** Cole Tracy, LSU, 9/2/18, 54 yards, LSU 33-17

**Four Field Goals-Game By Hurricane:** Michael Badgley vs. Georgia Tech, 10/14/17, (33, 32, 21, 24), UM 25-24

**By Opponent:** Ian Frye, Virginia, 11/7/15, (25, 48, 36, 47), UM 27-21

**Five Field Goals-Game By Hurricane:** Michael Badgley at Pittsburgh, 11/27/15, (33, 48, 23, 45, 29), UM 29-24

**By Opponent:** Devin Barclay, Ohio State, 9/11/10, (24, 41, 21, 24, 24), OS 36-24

### DEFENSE

**Interception Return For TD By Hurricane:** Jaquan Johnson vs. Virginia, 11/18/17, 30 yards, UM 44-28

**By Opponent:** Jacob Phillips, LSU, 9/2/18, 45 yards, LSU 33-17

**Fumble Return For TD By Hurricane:** Michael Jackson, at Notre Dame, 10/29/16, 0 yards, ND 30-27

**By Opponent:** Cayson Collins, North Carolina, 11/1/14, 39 yards, UM 47-20

**Safety Recorded By Hurricanes:** vs. North Carolina, 11/11/14, UM 47-20

**By Opponent:** vs. Virginia, 11/7/15, UM 27-21

**Shutout at Home By Hurricanes:** vs. Savannah State, 9/8/18, UM 77-0

**By Opponent:** vs. Clemson, 10/24/15, CU 58-0

**Shutout On Road By Hurricanes:** at Syracuse, 11/18/00, UM 26-0

**By Opponent:** at Florida State, 10/4/97, FSU 47-0

### OFFENSE

**100-Yard Rushing-Game By Hurricane:** Travis Homer (114 yards, 13 carries) vs. FIU, 9/22/18, UM 31-17

**By Opponent:** Nick Brossette (125 yards, 22 carries), LSU, 9/2/18, LSU 33-17

**200-Yard Rushing-Game By Hurricane:** Mark Walton (204, 11 carries), vs. Toledo, 9/23/17, UM 52-30

**By Opponent:** Dalvin Cook, Florida State, 10/10/15, 228 yards, 22 carries, FS 29-24

**300-Yard Passing-Game By Hurricane:** Malik Rosier at North Carolina, 10/28/17, 356 yards, 16-of-38, UM 24-19

**By Opponent:** Kurt Benkert, 11/18/17, 384 yards, 28-of-37, UM 44-28

**400-Yard Passing-Game By Hurricane:** Brad Kaaya at Florida State, 10/10/15, 405 yards, 29-of-49, FS 29-24

**By Opponent:** Teddy Bridgewater, Louisville, 12/28/13 (Russell Athletic Bowl in Orlando, Fla.), 447 yards, 35-of-45, UL 36-9

**500-Yard Passing-Game By Hurricane:** Stephen Morris vs. NC State, 9/29/12, 26-of-49, UM 44-37

**By Opponent:** Cade McNown, UCLA, 12/5/98, 513 yards, 26-of-35, UM 49-45

**100-Yard Receiving-Game By Hurricane:** Jeff Thomas at Toledo, 9/15/18, 5 catches, 105 yards, UM 49-25

**By Opponent:** CJ Worton, FIU, 5 catches, 123 yards, UM 31-17

**200-Yard Receiving-Game By Hurricane:** Phillip Dorsett vs. Arkansas State, 9/13/14, 201 yards, 4 receptions, UM 41-20

**By Opponent:** Jamison Crowder, Duke, 11/24/12, 203 yards, 8 receptions, UM 52-45

**Three TDs-Game By Hurricane:** Malik Rosier at Toledo, 9/15/18 (5, 2, 37), UM 49-25

**By Opponent:** Marquise Williams, North Carolina, 11/14/15, (10, 14, 3), NC 59-21

**Three Rushing TDs-Game By Hurricane:** Malik Rosier at Toledo, 9/15/18 (5, 2, 37), UM 49-25

**By Opponent:** (4) Brandon Connette, Duke, 11/16/13, (2, 3, 1, 4), DU 48-30 (Last with Exactly Three: Tevin Washington, Georgia Tech, 9/22/12, [2, 10, 2], UM 42-36 [OT])

**Four Rushing TDs-Game By Hurricane:** Mark Walton vs Florida Atlantic, 9/10/16, (7, 3, 16, 30), UM 38-10

**By Opponent:** Brandon Connette, Duke, 11/16/13, (2, 3, 1, 4), DU 48-30

**Three Passing TDs-Game By Hurricane:** (3) N'Kosi Perry (26, 12, 17) vs. FIU, 9/22/18, UM 31-17

**By Opponent:** (4) Alex Hornibrook vs. Wisconsin, 12/30/18, (20, 16, 5, 6), UW 34-24

**Five Passing TDs-Game By Hurricane:** Stephen Morris vs. NC State, 9/29/12, (14, 24, 76, 13, 62), UM 44-37

**By Opponent:** Sam Bradford, Oklahoma, 9/8/07, (23, 24, 6, 30, 9), OU 51-13

**Three Receiving TDs-Game By Hurricane:** Leonard Hankerson at Clemson, 10/2/10, (22, 65, 7), UM 30-21

**By Opponent:** Malcolm Kelly, Oklahoma, 9/8/07, (23, 24, 30), OU 51-13



## 2018 STATISTICS (OVERALL: 3-1, ACC: 0-0, HOME: 2-0, AWAY: 1-0, NEUTRAL: 0-1)

Date	Opponent		Score	Overall	Conference	Time	Attend
Sep 02, 2018	vs #25 LSU	L	17-33	0-1	0-0	3:45	68841
Sep 08, 2018	SAVANNAH STATE	W	77-0	1-1	0-0	3:22	60307
Sep 15, 2018	at TOLEDO	W	49-24	2-1	0-0	3:18	28117
Sep 22, 2018	FIU	W	31-17	3-1	0-0	3:21	59814





## 2018 STATISTICS (OVERALL: 3-1, ACC: 0-0, HOME: 2-0, AWAY: 1-0, NEUTRAL: 0-1)

<b>Team Statistics</b>	<b>UM</b>	<b>OPP</b>
SCORING	174	74
Points Per Game	43.5	18.5
Points Off Turnovers	31	13
FIRST DOWNS	89	46
Rushing	48	19
Passing	35	21
Penalty	6	6
RUSHING YARDAGE	838	315
Yards gained rushing	938	465
Yards lost rushing	100	150
Rushing Attempts	173	147
Average Per Rush	4.8	2.1
Average Per Game	209.5	78.8
TDs Rushing	12	3
PASSING YARDAGE	959	580
Comp-Att-Int	67-118-4	43-87-4
Average Per Pass	8.1	6.7
Average Per Catch	14.3	13.5
Average Per Game	239.8	145.0
TDs Passing	11	4
TOTAL OFFENSE	1797	895
Total Plays	291	234
Average Per Play	6.2	3.8
Average Per Game	449.2	223.8
KICK RETURNS: #-Yards	6-155	8-173
PUNT RETURNS: #-Yards	7-175	3-40
INT RETURNS: #-Yards	4-11	4-92
KICK RETURN AVERAGE	25.8	21.6
PUNT RETURN AVERAGE	25.0	13.3
INT RETURN AVERAGE	2.8	23.0
FUMBLES-LOST	3-2	2-2
PENALTIES-Yards	18-160	17-151
Average Per Game	40.0	37.8
PUNTS-Yards	16-601	30-1276
Average Per Punt	37.6	42.5
Net punt average	33.8	33.4
KICKOFFS-Yards	30-1894	16-1020
Average Per Kick	63.1	63.8
Net kick average	41.5	38.4
TIME OF POSSESSION/Game	31:39	28:21
3RD-DOWN Conversions	28/58	10/57
3rd-Down Pct	48%	18%
4TH-DOWN Conversions	4/9	1/3
4th-Down Pct	44%	33%
SACKS BY-Yards	11-56	7-57
MISC YARDS	-20	0
TOUCHDOWNS SCORED	24	8
FIELD GOALS-ATTEMPTS	2-3	6-8
ON-SIDE KICKS	0-0	1-2
RED-ZONE SCORES	(18-20) 90%	(8-9) 89%
RED-ZONE TOUCHDOWNS	(16-20) 80%	(4-9) 44%
PAT-ATTEMPTS	(24-24) 100%	(8-8) 100%
ATTENDANCE	120121	28117
Games/Avg Per Game	2/60060	1/28117
Neutral Site Games		1/68841

<b>Score by Quarters</b>	<b>1st</b>	<b>2nd</b>	<b>3rd</b>	<b>4th</b>	<b>OT</b>	<b>Total</b>
Miami (FL)	24	52	42	56	0	174
Opponents	10	24	20	20	0	74



# 2018 STATISTICS (OVERALL: 3-1, ACC: 0-0, HOME: 2-0, AWAY: 1-0, NEUTRAL: 0-1)

Date	Opponent	Score	Att.
Sep 02, 2018	vs #25 LSU	L 17-33	68841
Sep 08, 2018	SAVANNAH STATE	W 77-0	60307
Sep 15, 2018	at TOLEDO	W 49-24	28117
Sep 22, 2018	FIU	W 31-17	59814

Record:	Overall	Home	Away	Neutral
All games	3-1	2-0	1-0	0-1
Conference	0-0	0-0	0-0	0-0
Non-Conference	3-1	2-0	1-0	0-1

Rushing	gp	att	gain	loss	net	avg	td	lg	avg/g
Travis Homer	4	49	279	3	276	5.6	1	35	69.0
DeeJay Dallas	4	37	229	5	224	6.1	1	34	56.0
Lorenzo Lingard	4	17	138	2	136	8.0	2	64	34.0
Malik Rosier	4	27	128	40	88	3.3	5	37	22.0
Trayone Gray	4	11	32	1	31	2.8	1	7	7.8
Cam'ron Davis	2	6	27	0	27	4.5	0	8	13.5
N'Kosi Perry	3	14	53	28	25	1.8	0	18	8.3
Jeff Thomas	4	1	19	0	19	19.0	0	19	4.8
Robert Burns	2	2	11	1	10	5.0	0	11	5.0
Cade Weldon	2	2	16	11	5	2.5	1	16	2.5
Mark Pope	3	1	4	0	4	4.0	0	4	1.3
Jarren Williams	1	2	2	0	2	1.0	1	1	2.0
Total	4	173	938	100	838	4.8	12	64	209.5
Opponents	4	147	465	150	315	2.1	3	50	78.8

Passing	gp	effic	comp-att-int	pct	yds	td	lg	avg/g
Malik Rosier	4	139.48	38-73-2	52.1	611	5	67	152.8
N'Kosi Perry	3	175.46	26-39-2	66.7	317	6	42	105.7
Jarren Williams	1	80.93	1-3-0	33.3	17	0	17	17.0
Cade Weldon	2	105.87	2-3-0	66.7	14	0	14	7.0
Total	4	149.03	67-118-4	56.8	959	11	67	239.8
Opponents	4	111.40	43-87-4	49.4	580	4	44	145.0

Receiving	gp	no.	yds	avg	td	lg	avg/g
Mike Harley	4	13	103	7.9	0	42	25.8
Jeff Thomas	4	12	315	26.2	2	67	78.8
Brevin Jordan	4	12	119	9.9	3	34	29.8
Lawrence Cager	4	9	174	19.3	4	36	43.5
Darrell Langham	4	5	75	15.0	0	38	18.8
DeeJay Dallas	4	4	58	14.5	0	26	14.5
Brian Hightower	4	2	40	20.0	1	32	10.0
Marquez Ezzard	2	2	24	12.0	0	17	12.0
Travis Homer	4	2	11	5.5	0	7	2.8
Brian Polendey	2	1	14	14.0	0	14	7.0
Trayone Gray	4	1	9	9.0	0	9	2.2
Ahmmon Richards	1	1	9	9.0	0	9	9.0
Cam'ron Davis	2	1	6	6.0	0	6	3.0
Will Mallory	4	1	2	2.0	1	2	0.5
Robert Burns	2	1	0	0.0	0	0	0.0
Total	4	67	959	14.3	11	67	239.8
Opponents	4	43	580	13.5	4	44	145.0

Field Goals	fg	pct.	01-19	20-29	30-39	40-49	50-99	lg	blk
Bubba Baxa	2-3	66.7	0-0	0-0	2-2	0-1	0-0	38	0

Scoring	td	fg	PAT				dxp	saf	pts
			kick	rush	rcv	pass			
Malik Rosier	5	-	-	-	-	-	-	30	
Bubba Baxa	-	2-3	22-22	-	-	-	-	28	
Lawrence Cager	4	-	-	-	-	-	-	24	
Brevin Jordan	3	-	-	-	-	-	-	18	
Lorenzo Lingard	2	-	-	-	-	-	-	12	
Jeff Thomas	2	-	-	-	-	-	-	12	
Will Mallory	1	-	-	-	-	-	-	6	
DeeJay Dallas	1	-	-	-	-	-	-	6	
Brian Hightower	1	-	-	-	-	-	-	6	
Scott Patchan	1	-	-	-	-	-	-	6	
Travis Homer	1	-	-	-	-	-	-	6	
Cade Weldon	1	-	-	-	-	-	-	6	
Jarren Williams	1	-	-	-	-	-	-	6	
Trayone Gray	1	-	-	-	-	-	-	6	
Cardenas, A	-	-	2-2	-	-	-	-	2	
Total	24	2-3	24-24	-	-	-	-	174	
Opponents	8	6-8	8-8	-	-	-	-	74	

Score by Quarters	1st	2nd	3rd	4th	OT	Total
Miami (FL)	24	52	42	56	0	174
Opponents	10	24	20	20	0	74

Team Statistics	UM	OPP
FIRST DOWNS	89	46
Rushing	48	19
Passing	35	21
Penalty	6	6
RUSHING YARDAGE	838	315
Rushing Attempts	173	147
Average Per Rush	4.8	2.1
Average Per Game	209.5	78.8
TDs Rushing	12	3
PASSING YARDAGE	959	580
Comp-Att-Int	67-118-4	43-87-4
Average Per Pass	8.1	6.7
Average Per Catch	14.3	13.5
Average Per Game	239.8	145.0
TDs Passing	11	4
TOTAL OFFENSE	1797	895
Average Per Play	6.2	3.8
Average Per Game	449.2	223.8
KICK RETURNS: #-Yards	6-155	8-173
PUNT RETURNS: #-Yards	7-175	3-40
INT RETURNS: #-Yards	4-11	4-92
FUMBLES-LOST	3-2	2-2
PENALTIES-Yards	18-160	17-151
PUNTS-AVG	16-37.6	30-42.5
TIME OF POSSESSION/Game	31:39	28:21
3RD-DOWN Conversions	28/58	10/57
4TH-DOWN Conversions	4/9	1/3

Interceptions	no.	yds	avg	td	lg
Sheldrick Redwine	2	0	0.0	0	0
Trajan Bandy	1	0	0.0	0	0
Jhavonte Dean	1	11	11.0	0	11

Punting	no.	yds	avg	lg	tb	fc	i20	50+	blk
Zach Feagles	15	567	37.8	55	1	3	4	3	0
Jack Spicer	1	34	34.0	34	0	0	1	0	0

Punt Returns	no.	yds	avg	td	lg
Jeff Thomas	3	126	42.0	0	48
DeeJay Dallas	3	24	8.0	0	16
Nesta Jade Silvera	1	15	15.0	0	0
Scott Patchan	0	10	0.0	1	10
Total	7	175	25.0	1	48
Opponents	3	40	13.3	0	22

Kick Returns	no.	yds	avg	td	lg
Jeff Thomas	6	155	25.8	0	32
Total	6	155	25.8	0	32
Opponents	8	173	21.6	0	40

All Purpose	g	rush	rcv	pr	kr	ir	total	avg/g
Jeff Thomas	4	19	315	126	155	0	615	153.8
DeeJay Dallas	4	224	58	24	0	0	306	76.5
Travis Homer	4	276	11	0	0	0	287	71.8
Lawrence Cager	4	0	174	0	0	0	174	43.5
Lorenzo Lingard	4	136	0	0	0	0	136	34.0
Total	4	838	959	175	155	11	2138	534.5
Opponents	4	315	580	40	173	92	1200	300.0

Total Offense	g	plays	rush	pass	total	avg/g
Malik Rosier	4	100	88	611	699	174.8
N'Kosi Perry	3	53	25	317	342	114.0
Travis Homer	4	49	276	0	276	69.0
DeeJay Dallas	4	37	224	0	224	56.0
Lorenzo Lingard	4	17	136	0	136	34.0
Total	4	291	838	959	1797	449.2
Opponents	4	234	315	580	895	223.8



## 2018 STATISTICS (OVERALL: 3-1, ACC: 0-0, HOME: 2-0, AWAY: 1-0, NEUTRAL: 0-1)

Rushing	gp	att	gain	loss	net	avg	td	lg	avg/g
Travis Homer	4	49	279	3	276	5.6	1	35	69.0
DeeJay Dallas	4	37	229	5	224	6.1	1	34	56.0
Lorenzo Lingard	4	17	138	2	136	8.0	2	64	34.0
Malik Rosier	4	27	128	40	88	3.3	5	37	22.0
Trayone Gray	4	11	32	1	31	2.8	1	7	7.8
Cam'ron Davis	2	6	27	0	27	4.5	0	8	13.5
N'Kosi Perry	3	14	53	28	25	1.8	0	18	8.3
Jeff Thomas	4	1	19	0	19	19.0	0	19	4.8
Robert Burns	2	2	11	1	10	5.0	0	11	5.0
Cade Weldon	2	2	16	11	5	2.5	1	16	2.5
Mark Pope	3	1	4	0	4	4.0	0	4	1.3
Jarren Williams	1	2	2	0	2	1.0	1	1	2.0
TEAM	1	4	0	9	-9	-2.2	0	0	-9.0
Total	4	173	938	100	838	4.8	12	64	209.5
Opponents	4	147	465	150	315	2.1	3	50	78.8

Passing	gp	effic	comp-att-int	pct	yds	td	lg	avg/g
Malik Rosier	4	139.48	38-73-2	52.1	611	5	67	152.8
N'Kosi Perry	3	175.46	26-39-2	66.7	317	6	42	105.7
Jarren Williams	1	80.93	1-3-0	33.3	17	0	17	17.0
Cade Weldon	2	105.87	2-3-0	66.7	14	0	14	7.0
Total	4	149.03	67-118-4	56.8	959	11	67	239.8
Opponents	4	111.40	43-87-4	49.4	580	4	44	145.0

Receiving	gp	no.	yds	avg	td	lg	avg/g
Mike Harley	4	13	103	7.9	0	42	25.8
Jeff Thomas	4	12	315	26.2	2	67	78.8
Brevin Jordan	4	12	119	9.9	3	34	29.8
Lawrence Cager	4	9	174	19.3	4	36	43.5
Darrell Langham	4	5	75	15.0	0	38	18.8
DeeJay Dallas	4	4	58	14.5	0	26	14.5
Brian Hightower	4	2	40	20.0	1	32	10.0
Marquez Ezzard	2	2	24	12.0	0	17	12.0
Travis Homer	4	2	11	5.5	0	7	2.8
Brian Polendey	2	1	14	14.0	0	14	7.0
Trayone Gray	4	1	9	9.0	0	9	2.2
Ahmmon Richards	1	1	9	9.0	0	9	9.0
Cam'ron Davis	2	1	6	6.0	0	6	3.0
Will Mallory	4	1	2	2.0	1	2	0.5
Robert Burns	2	1	0	0.0	0	0	0.0
Total	4	67	959	14.3	11	67	239.8
Opponents	4	43	580	13.5	4	44	145.0

Punt Returns	no.	yds	avg	td	lg
DeeJay Dallas	3	24	8.0	0	16
Jeff Thomas	3	126	42.0	0	48
Nesta Jade Silvera	1	15	15.0	0	0
Scott Patchan	0	10	0.0	1	10
Total	7	175	25.0	1	48
Opponents	3	40	13.3	0	22

Interceptions	no.	yds	avg	td	lg
Sheldrick Redwine	2	0	0.0	0	0
Trajan Bandy	1	0	0.0	0	0
Jhavonte Dean	1	11	11.0	0	11
Total	4	11	2.8	0	11
Opponents	4	92	23.0	1	45

Kick Returns	no.	yds	avg	td	lg
Jeff Thomas	6	155	25.8	0	32
Total	6	155	25.8	0	32
Opponents	8	173	21.6	0	40

Fumble Returns	no.	yds	avg	td	lg
Total	0	0	0.0	0	0
Opponents	0	0	0.0	0	0





## 2018 STATISTICS (OVERALL: 3-1, ACC: 0-0, HOME: 2-0, AWAY: 1-0, NEUTRAL: 0-1)

Scoring	td	fg	PAT				dxp	saf	pts
			kick	rush	rcv	pass			
Malik Rosier	5	-	-	-	-	-	-	30	
Bubba Baxa	-	2-3	22-22	-	-	-	-	28	
Lawrence Cager	4	-	-	-	-	-	-	24	
Brevin Jordan	3	-	-	-	-	-	-	18	
Jeff Thomas	2	-	-	-	-	-	-	12	
Lorenzo Lingard	2	-	-	-	-	-	-	12	
Travis Homer	1	-	-	-	-	-	-	6	
Trayone Gray	1	-	-	-	-	-	-	6	
Brian Hightower	1	-	-	-	-	-	-	6	
Cade Weldon	1	-	-	-	-	-	-	6	
Jarren Williams	1	-	-	-	-	-	-	6	
Scott Patchan	1	-	-	-	-	-	-	6	
DeeJay Dallas	1	-	-	-	-	-	-	6	
Will Mallory	1	-	-	-	-	-	-	6	
Cardenas, A	-	-	2-2	-	-	-	-	2	
Total	24	2-3	24-24	-	-	-	-	174	
Opponents	8	6-8	8-8	-	-	-	-	74	

Total Offense	g	plays	rush	pass	total	avg/g
Malik Rosier	4	100	88	611	699	174.8
N'Kosi Perry	3	53	25	317	342	114.0
Travis Homer	4	49	276	0	276	69.0
DeeJay Dallas	4	37	224	0	224	56.0
Lorenzo Lingard	4	17	136	0	136	34.0
Trayone Gray	4	11	31	0	31	7.8
Cam'ron Davis	2	6	27	0	27	13.5
Jarren Williams	1	5	2	17	19	19.0
Cade Weldon	2	5	5	14	19	9.5
Jeff Thomas	4	1	19	0	19	4.8
Robert Burns	2	2	10	0	10	5.0
Mark Pope	3	1	4	0	4	1.3
TEAM	1	4	-9	0	-9	-9.0
Total	4	291	838	959	1797	449.2
Opponents	4	234	315	580	895	223.8

Field Goals	fg	pct.	01-19	20-29	30-39	40-49	50-99	lg	blk
Bubba Baxa	2-3	66.7	0-0	0-0	2-2	0-1	0-0	38	0

FG Sequence	Miami (FL)	Opponents
LSU	(38),45	(43),(21),(21),(54)
Savannah State	-	36
TOLEDO	-	42,(47)
FIU	(30)	(28)

Numbers in (parentheses) indicate field goal was made.

Punting	no.	yds	avg	lg	tb	fc	i20	50+	blk
Zach Feagles	15	567	37.8	55	1	3	4	3	0
Jack Spicer	1	34	34.0	34	0	0	1	0	0
Total	16	601	37.6	55	1	3	5	3	0
Opponents	30	1276	42.5	66	5	12	2	9	1

Kickoffs	no.	yds	avg	tb	ob	retn	net	ydln
Bubba Baxa	28	1767	63.1	18	3			
Cardenas, A	2	127	63.5	1	0			
Total	30	1894	63.1	19	3	21.6	41.5	23
Opponents	16	1020	63.8	10	0	25.8	38.4	26



## 2018 STATISTICS (OVERALL: 3-1, ACC: 0-0, HOME: 2-0, AWAY: 1-0, NEUTRAL: 0-1)

All Purpose	g	rush	rcv	pr	kr	ir	total	avg/g
Jeff Thomas	4	19	315	126	155	0	615	153.8
DeeJay Dallas	4	224	58	24	0	0	306	76.5
Travis Homer	4	276	11	0	0	0	287	71.8
Lawrence Cager	4	0	174	0	0	0	174	43.5
Lorenzo Lingard	4	136	0	0	0	0	136	34.0
Brevin Jordan	4	0	119	0	0	0	119	29.8
Mike Harley	4	0	103	0	0	0	103	25.8
Malik Rosier	4	88	0	0	0	0	88	22.0
Darrell Langham	4	0	75	0	0	0	75	18.8
Brian Hightower	4	0	40	0	0	0	40	10.0
Trayone Gray	4	31	9	0	0	0	40	10.0
Cam'ron Davis	2	27	6	0	0	0	33	16.5
N'Kosi Perry	3	25	0	0	0	0	25	8.3
Marquez Ezzard	2	0	24	0	0	0	24	12.0
Nesta Jade Silve	3	0	0	15	0	0	15	5.0
Brian Polendey	2	0	14	0	0	0	14	7.0
Jhavonte Dean	4	0	0	0	0	11	11	2.8
Robert Burns	2	10	0	0	0	0	10	5.0
Scott Patchan	4	0	0	10	0	0	10	2.5
Ahmmon Richar	1	0	9	0	0	0	9	9.0
Cade Weldon	2	5	0	0	0	0	5	2.5
Mark Pope	3	4	0	0	0	0	4	1.3
Jarren Williams	1	2	0	0	0	0	2	2.0
Will Mallory	4	0	2	0	0	0	2	0.5
TEAM	1	-9	0	0	0	0	-9	-9.0
Total	4	838	959	175	155	11	2138	534.5
Opponents	4	315	580	40	173	92	1200	300.0



## 2018 STATISTICS (OVERALL: 3-1, ACC: 0-0, HOME: 2-0, AWAY: 1-0, NEUTRAL: 0-1)

#	Defensive Leaders	gp	Tackles				tfl/yds	Sacks no-yds	Pass defense			Fumbles		blkd	
			ua	a	tot				int-yds	brup	qbh	rcv-yds	ff	kick	saf
97	Jonathan Garvin	4	6	17	23	8.5-24	1.5-6	.	2	1	.	.	.	.	
55	Shaquille Quarterman	4	10	12	22	3.5-11	1.0-7	.	.	3	.	.	.	.	
4	Jaquan Johnson	3	7	15	22	.	.	.	.	.	.	.	1	.	
9	Gerald Willis III	4	11	8	19	10.0-25	2.0-6	.	1	2	.	.	.	.	
56	Michael Pinckney	4	4	12	16	3.5-17	1.0-11	.	.	2	.	.	.	.	
35	Mike Smith	4	3	11	14	2.0-2	.	.	.	.	.	.	.	.	
28	Michael Jackson, Sr.	4	8	6	14	1.0-5	.	.	.	1	.	.	.	.	
22	Sheldrick Redwine	4	7	5	12	1.0-7	1.0-7	2-0	.	.	.	.	.	.	
99	Joe Jackson	4	2	9	11	4.0-10	2.0-6	.	1	3	.	.	.	.	
53	Zach McCloud	4	2	6	8	0.5-1	.	.	.	.	.	.	.	.	
19	Scott Patchan	4	6	2	8	1.5-3	1.0-2	.	.	1	.	.	.	.	
30	Romeo Finley	4	4	3	7	.	.	.	2	.	.	.	.	.	
15	Nesta Jade Silvera	3	1	6	7	0.5-1	.	.	.	.	.	.	1	.	
25	Derrick Smith	4	3	4	7	.	.	.	.	.	.	.	.	.	
5	Amari Carter	3	6	1	7	2.0-13	1.0-10	.	1	.	.	.	.	.	
44	Bradley Jennings Jr.	3	1	5	6	1.5-5	.	.	.	.	.	.	.	.	
20	Robert Knowles	4	3	3	6	.	.	.	.	.	.	.	.	.	
6	Jhavonte Dean	4	.	6	6	.	.	1-11	1	.	.	.	.	.	
93	Pat Bethel	4	1	5	6	0.5-1	0.5-1	.	1	.	.	.	.	.	
23	Terry McCray	2	1	4	5	.	.	.	.	.	.	.	.	.	
15	Gregory Rousseau	2	1	4	5	.	.	.	.	.	.	.	.	.	
96	Jonathan Ford	4	.	5	5	1.0-4	.	.	.	.	.	.	.	.	
7B	Al Blades, Jr.	4	4	1	5	1.0-1	.	.	.	.	.	.	.	.	
2	Trajan Bandy	4	3	1	4	1.0-3	.	1-0	2	.	1-0	.	.	.	
52	Patrick Joyner, Jr.	2	2	2	4	2.0-6	.	.	.	1	.	.	.	.	
26	Gurvan Hall, Jr.	3	3	.	3	.	.	.	.	.	.	.	.	.	
24	Travis Homer	4	2	.	2	.	.	.	.	.	.	.	.	.	
94	Tito Odenigbo	4	.	2	2	.	.	.	.	.	.	.	.	.	
17	Waynmon Steed	1	2	.	2	1.0-3	.	.	.	.	1-0	.	.	.	
7	Cade Weldon	2	1	.	1	.	.	.	.	.	.	.	.	.	
3F	Gilbert Frierson	2	1	.	1	.	.	.	1	.	.	.	.	.	
65	Corey Gaynor	2	.	1	1	.	.	.	.	.	.	.	.	.	
1	Lorenzo Lingard	4	.	1	1	.	.	.	.	.	.	.	.	.	
8	DJ Ivey	4	.	1	1	.	.	.	.	.	.	.	.	.	
31	Demetrius Jackson	3	.	1	1	.	.	.	1	.	.	.	.	.	
5D	Navaughn Donaldson	4	.	1	1	.	.	.	.	.	.	.	.	.	
39	Jordan Butler	4	.	1	1	.	.	.	.	.	.	.	.	.	
13	DeeJay Dallas	4	.	1	1	.	.	.	.	.	.	.	.	.	
7	Brian Hightower	4	1	.	1	.	.	.	.	.	.	.	.	.	
Total		4	106	162	268	46-142	11-56	4-11	13	14	2-0	.	2	.	
Opponents		4	125	174	299	18-82	7-57	4-92	16	9	2-0	2	.	.	



## 2018 STATISTICS (OVERALL: 3-1, ACC: 0-0, HOME: 2-0, AWAY: 1-0, NEUTRAL: 0-1)

<b>#12 Rosier, M</b>	<b>Comp</b>	<b>Att</b>	<b>Int</b>	<b>Pct</b>	<b>Yards</b>	<b>TD</b>	<b>Long</b>	<b>Sacked</b>	<b>Effic</b>
LSU	15	35	2	42.9	259	1	50	4-36	103.02
Savannah State	8	12	0	66.7	131	2	67	0-0	213.37
TOLEDO	13	23	0	56.5	205	2	41	0-0	160.09
FIU	2	3	0	66.7	16	0	11	0-0	111.47
TOTALS	38	73	2	52.1	611	5	67	4-36	139.48

<b>#5P Perry, N</b>	<b>Comp</b>	<b>Att</b>	<b>Int</b>	<b>Pct</b>	<b>Yards</b>	<b>TD</b>	<b>Long</b>	<b>Sacked</b>	<b>Effic</b>
Savannah State	9	14	1	64.3	93	3	38	1-6	176.51
FIU	17	25	1	68.0	224	3	42	2-15	174.86
TOTALS	26	39	2	66.7	317	6	42	3-21	175.46

<b>#7W Weldon, C</b>	<b>Comp</b>	<b>Att</b>	<b>Int</b>	<b>Pct</b>	<b>Yards</b>	<b>TD</b>	<b>Long</b>	<b>Sacked</b>	<b>Effic</b>
Savannah State	1	2	0	50.0	14	0	14	0-0	108.80
FIU	1	1	0	100.0	0	0	0	0-0	100.00
TOTALS	2	3	0	66.7	14	0	14	0-0	105.87

<b>#5W Williams, J</b>	<b>Comp</b>	<b>Att</b>	<b>Int</b>	<b>Pct</b>	<b>Yards</b>	<b>TD</b>	<b>Long</b>	<b>Sacked</b>	<b>Effic</b>
Savannah State	1	3	0	33.3	17	0	17	0-0	80.93
TOTALS	1	3	0	33.3	17	0	17	0-0	80.93





## 2018 STATISTICS (OVERALL: 3-1, ACC: 0-0, HOME: 2-0, AWAY: 1-0, NEUTRAL: 0-1)

RUSHING	No-Yds/TD	LSU	SSU	TOLEDO	FIU
Homer, T	49-276/1	7-30/0	13-70/0	16-62/0	13-114/1
Dallas, D	37-224/1	8-38/0	5-48/0	17-110/1	7-28/0
Lingard, L	17-136/2	-	4-82/2	3-4/0	10-50/0
Rosier, M	27-88/5	16-7/1	1-1/1	8-80/3	2-0/0
Gray, T	11-31/1	3-8/0	4-10/0	3-6/1	1-7/0
Davis, C	6-27/0	DNP	1-3/0	DNP	5-24/0
Perry, N	14-25/0	DNP	4--3/0	1--4/0	9-32/0
Thomas, J	1-19/0	-	-	1-19/0	-
Burns, R	2-10/0	DNP	2-10/0	DNP	-
Weldon, C	2-5/1	DNP	1-16/1	DNP	1--11/0
Pope, M	1-4/0	DNP	-	-	1-4/0
Williams, J	2-2/1	DNP	2-2/1	DNP	DNP
TEAM	4--9/0	DNP	DNP	4--9/0	DNP

RECEIVING	No-Yds/TD	LSU	SSU	TOLEDO	FIU
Thomas, J	12-315/2	5-132/0	1-67/1	5-105/1	1-11/0
Cager, L	9-174/4	2-42/0	2-22/1	3-67/1	2-43/2
Jordan, B	12-119/3	-	7-52/2	-	5-67/1
Harley, M	13-103/0	2-13/0	2-12/0	2-2/0	7-76/0
Langham, D	5-75/0	2-14/0	1-38/0	2-23/0	-
Dallas, D	4-58/0	1-13/0	1-15/0	-	2-30/0
Hightower, B	2-40/1	1-32/1	-	1-8/0	-
Ezzard, M	2-24/0	DNP	1-17/0	DNP	1-7/0
Polendey, B	1-14/0	-	1-14/0	DNP	DNP
Homer, T	2-11/0	1-4/0	1-7/0	-	-
Richards, A	1-9/0	1-9/0	DNP	DNP	DNP
Gray, T	1-9/0	-	1-9/0	-	-
Davis, C	1-6/0	DNP	-	DNP	1-6/0
Mallory, W	1-2/1	-	1-2/1	-	-
Burns, R	1-0/0	DNP	-	DNP	1-0/0



## 2018 STATISTICS (OVERALL: 3-1, ACC: 0-0, HOME: 2-0, AWAY: 1-0, NEUTRAL: 0-1)

Total Tackles	UA-A	Total	LSU	SSU	TOLEDO	FIU
Garvin, J	6-17	23	3-5	2-6	1-1	0-5
Johnson, J	7-15	22	3-8	0-4	4-3	DNP
Quarterman, S	10-12	22	2-5	4-1	2-3	2-3
Willis, G	11-8	19	4-4	0-1	5-0	2-3
Pinckney, M	4-12	16	1-3	0-4	3-2	0-3
Smith, M	3-11	14	0-3	0-1	2-4	1-3
Jackson, M	8-6	14	2-3	2-1	2-2	2-0
Redwine, S	7-5	12	2-4	-	4-1	1-0
Jackson, J	2-9	11	0-3	0-1	1-2	1-3
Patchan, S	6-2	8	-	1-1	2-1	3-0
McCloud, Z	2-6	8	0-1	2-4	-	0-1
Finley, R	4-3	7	-	0-1	3-0	1-2
Silvera, N	1-6	7	DNP	1-4	0-1	0-1
Smith, D	3-4	7	1-2	1-0	0-2	1-0
Carter, A	6-1	7	-	5-1	DNP	1-0
Knowles, R	3-3	6	-	1-0	2-2	0-1
Jennings, B	1-5	6	-	1-4	0-1	DNP
Dean, J	0-6	6	0-4	-	-	0-2
Bethel, P	1-5	6	1-3	0-2	-	-
Rousseau, G	1-4	5	-	1-4	DNP	DNP
Ford, J	0-5	5	-	0-1	0-2	0-2
McCray, T	1-4	5	DNP	0-4	DNP	1-0
Blades, A	4-1	5	2-0	0-1	-	2-0
Joyner, P	2-2	4	DNP	2-1	DNP	0-1
Bandy, T	3-1	4	1-0	-	2-1	-
Hall, G	3-0	3	DNP	1-0	-	2-0
Homer, T	2-0	2	2-0	-	-	-
Odenigbo, T	0-2	2	0-1	0-1	-	-
Steed, W	2-0	2	DNP	2-0	DNP	DNP
Frierson, G	1-0	1	DNP	-	DNP	1-0
Dallas, D	0-1	1	0-1	-	-	-
Gaynor, C	0-1	1	DNP	0-1	-	DNP
Ivey, D	0-1	1	-	0-1	-	-
Weldon, C	1-0	1	DNP	-	DNP	1-0
Hightower, B	1-0	1	-	-	-	1-0
Lingard, L	0-1	1	-	0-1	-	-
Jackson, D	0-1	1	-	DNP	0-1	-
Donaldson, N	0-1	1	-	0-1	-	-
Butler, J	0-1	1	-	-	0-1	-



## 2018 STATISTICS (OVERALL: 3-1, ACC: 0-0, HOME: 2-0, AWAY: 1-0, NEUTRAL: 0-1)

### TEAM STATISTICS

Date	Opponent	Rushing				Receiving				Passing				Kick Returns				Punt Returns				tot off		
		no.	yds	td	lg	no.	yds	td	lg	cmp	att	int	yds	td	lg	no.	yds	td	lg	no.	yds		td	lg
Sep 02	vs LSU	34	83	1	17	15	259	1	50	15	35	2	259	1	50	2	50	0	27	0	0	0	0	342
Sep 08	SAVANNAH STATE	37	239	5	64	19	255	5	67	19	31	1	255	5	67	1	26	0	26	4	131	1	48	494
Sep 15	at TOLEDO	53	268	5	37	13	205	2	41	13	23	0	205	2	41	2	47	0	30	0	0	0	0	473
Sep 22	FIU	49	248	1	35	20	240	3	42	20	29	1	240	3	42	1	32	0	32	3	44	0	36	488
Miami (FL)		173	838	12	64	67	959	11	67	67	118	4	959	11	67	6	155	0	32	7	175	1	48	1797
		147	315	3	50	43	580	4	44	43	87	4	580	4	44	8	173	0	40	3	40	0	22	895

Games: 4 • Avg/rush: 4.8 • Avg/catch: 14.3 • Pass effic: 149.03 • KR avg: 25.8 • PR avg: 25.0 • All purpose avg/game: 534.5 • Total offense avg/gm: 449.2

Date	Opponent	Tackles				Sacks no-yds	Fumble		Pass Defense			blkd kick	PAT Attempts			off			
		ua	a	total	tfl-yds		ff	fr-yds	int-yds	qbh	brup		kick	rush	rcv	saf	t/o	pts	
Sep 02	vs LSU	24	50	74	8.0-17	2.0-2	0	0-0	0-0	5	5	0	2-2	0	0	0	0	0	17
Sep 08	SAVANNAH STATE	26	52	78	14.0-48	3.0-18	0	2-0	2-11	1	0	2	11-11	0	0	0	0	21	77
Sep 15	at TOLEDO	33	30	63	13.0-49	4.0-25	0	0-0	1-0	0	4	0	7-7	0	0	0	0	7	49
Sep 22	FIU	23	30	53	11.0-28	2.0-11	0	0-0	1-0	8	4	0	4-4	0	0	0	0	3	31
Miami (FL)		106	162	268	46.0-142	11.0-56	0	2-0	4-11	14	13	2	24-24	0	0	0	0	31	174
		125	174	299	18.0-82	7.0-57	2	2-0	4-92	9	16	0	8-8	0	0	0	0	13	74

Date	Opponent	Punting						Field Goals			Kickoffs							
		no.	yds	avg	long	blkd	tb	fc	50+	i20	md-att	long	blkd	no.	yds	avg	tb	ob
Sep 02	vs LSU	5	182	36.4	54	0	0	0	2	1	1-2	38	0	4	236	59.0	1	1
Sep 08	SAVANNAH STATE	3	122	40.7	55	0	0	0	1	1	0-0	0	0	12	773	64.4	8	0
Sep 15	at TOLEDO	5	208	41.6	43	0	1	1	0	2	0-0	0	0	8	499	62.4	5	2
Sep 22	FIU	3	89	29.7	36	0	0	2	0	1	1-1	30	0	6	386	64.3	5	0
Miami (FL)		16	601	37.6	55	0	1	3	3	5	2-3	38	0	30	1894	63.1	19	3
		30	1276	42.5	66	1	5	12	9	2	6-8	54	1	16	1020	63.8	10	0



# 2018 STATISTICS (OVERALL: 3-1, ACC: 0-0, HOME: 2-0, AWAY: 1-0, NEUTRAL: 0-1)

## OPPONENT STATISTICS

Date	Opponent	Rushing				Receiving				Passing				Kick Returns				Punt Returns				tot off
		no.	yds	td	lg	no.	yds	td	lg	cmp-att-int	yds	td	lg	no.	yds	td	lg	no.	yds	td	lg	
Sep 02	vs LSU	41	156	2	50	11	140	0	37	11-24-0	140	0	37	2	38	0	27	1	22	0	22	296
Sep 08	SAVANNAH STATE	46	30	0	24	6	48	0	13	6-12-2	48	0	13	4	74	0	23	0	0	0	0	78
Sep 15	at TOLEDO	36	112	1	15	13	222	2	40	13-23-1	222	2	40	1	40	0	40	2	18	0	9	334
Sep 22	FIU	24	17	0	10	13	170	2	44	13-28-1	170	2	44	1	21	0	21	0	0	0	0	187
Opponents		147	315	3	50	43	580	4	44	43-87-4	580	4	44	8	173	0	40	3	40	0	22	895
		173	838	12	64	67	959	11	67	67-118-4	959	11	67	6	155	0	32	7	175	1	48	1797

Games: 4 • Avg/rush: 2.1 • Avg/catch: 13.5 • Pass effic: 111.40 • KR avg: 21.6 • PR avg: 13.3 • All purpose avg/game: 300.0 • Total offense avg/gm: 223.8

Date	Opponent	Tackles				Sacks no-yds	Fumble		Pass Defense			blkd kick	PAT Attempts			off		
		ua	a	total	tfl-yds		ff	fr-yds	int-yds	qbh	brup		kick	rush	rcv	saf	t/o	pts
Sep 02	vs LSU	27	32	59	6.0-41	4.0-36	0	0-0	2-74	5	4	0	3-3	0	0	0	10	33
Sep 08	SAVANNAH STATE	25	44	69	5.0-13	1.0-6	1	1-0	1-13	0	4	0	0-0	0	0	0	0	0
Sep 15	at TOLEDO	29	56	85	3.0-7	0.0-0	0	0-0	0-0	4	5	0	3-3	0	0	0	0	24
Sep 22	FIU	44	42	86	4.0-21	2.0-15	1	1-0	1-5	0	3	0	2-2	0	0	0	3	17
Opponents		125	174	299	18.0-82	7.0-57	2	2-0	4-92	9	16	0	8-8	0	0	0	13	74
		106	162	268	46.0-142	11.0-56	0	2-0	4-11	14	13	2	24-24	0	0	0	31	174

Date	Opponent	Punting								Field Goals			Kickoffs					
		no.	yds	avg	long	blkd	tb	fc	50+	i20	md-att	long	blkd	no.	yds	avg	tb	ob
Sep 02	vs LSU	5	203	40.6	51	0	1	3	1	1	4-4	54	0	8	517	64.6	6	0
Sep 08	SAVANNAH STATE	10	400	40.0	66	1	2	2	2	0	0-1	0	1	1	56	56.0	0	0
Sep 15	at TOLEDO	6	250	41.7	52	0	0	3	2	0	1-2	47	0	5	317	63.4	3	0
Sep 22	FIU	9	423	47.0	58	0	2	4	4	1	1-1	28	0	2	130	65.0	1	0
Opponents		30	1276	42.5	66	1	5	12	9	2	6-8	54	1	16	1020	63.8	10	0
		16	601	37.6	55	0	1	3	3	5	2-3	38	0	30	1894	63.1	19	3





## 2018 STATISTICS (OVERALL: 3-1, ACC: 0-0, HOME: 2-0, AWAY: 1-0, NEUTRAL: 0-1)

Opponent	Score	First Downs				Rushing Number-Yards	Passing		Total Offense Plays-Yards	Return Yards	Turn- Overs
		Total	Rush	Pass	Pen		Comp-Att-Int	Yards			
LSU	17 - 33	18 / 17	6 / 8	9 / 5	3 / 4	34-83 / 41-156	15-35-2 / 11-24-0	259 / 140	69-342 / 65-296	50 / 134	2 / 0
SAVANNAH STATE	77 - 0	20 / 5	11 / 2	8 / 2	1 / 1	37-239 / 46-30	19-31-1 / 6-12-2	255 / 48	68-494 / 58-78	168 / 87	2 / 4
TOLEDO	49 - 24	24 / 17	16 / 8	7 / 9	1 / 0	53-268 / 36-112	13-23-0 / 13-23-1	205 / 222	76-473 / 59-334	47 / 58	0 / 1
FIU	31 - 17	27 / 7	15 / 1	11 / 5	1 / 1	49-248 / 24-17	20-29-1 / 13-28-1	240 / 170	78-488 / 52-187	76 / 26	2 / 1
Totals	174 - 74	89 / 46	48 / 19	35 / 21	6 / 6	173-838 / 147-315	67-118-4 / 43-87-4	959 / 580	291-1797 / 234-895	341 / 305	6 / 6

Opponent	3rd Down	4th Down	Time of Possession	TOP Margin	Avg Yds/Rush	Avg Yds/Pass	Avg Yds/Play	Punting Number-Avg	Penalties Number-Yards	Sacks
	Conversions	Conversions								
LSU	6-16 / 3-16	1-3 / 1-1	28:11 / 31:49	-3:38	2.4 / 3.8	7.4 / 5.8	5.0 / 4.6	5-36.4 / 5-40.6	11-85 / 6-62	2 / 4
SAVANNAH STATE	7-12 / 2-16	1-2 / 0-1	26:08 / 33:52	-7:44	6.5 / 0.7	8.2 / 4.0	7.3 / 1.3	3-40.7 / 10-40.0	1-15 / 3-28	3 / 1
TOLEDO	7-15 / 2-11	2-2 / 0-1	35:29 / 24:31	10:58	5.1 / 3.1	8.9 / 9.7	6.2 / 5.7	5-41.6 / 6-41.7	0-0 / 5-38	4 / 0
FIU	8-15 / 3-14	0-2 / 0-0	36:49 / 23:11	13:38	5.1 / 0.7	8.3 / 6.1	6.3 / 3.6	3-29.7 / 9-47.0	6-60 / 3-23	2 / 2
Totals	28-58 / 10-57	4-9 / 1-3	126:37 / 113:23	13:14	4.8 / 2.1	8.1 / 6.7	6.2 / 3.8	16-37.6 / 30-42.5	18-160 / 17-151	11 / 7

Note: Game totals are displayed in the format TEAM/OPPONENT for each category



## 2018 STATISTICS (OVERALL: 3-1, ACC: 0-0, HOME: 2-0, AWAY: 1-0, NEUTRAL: 0-1)

SACKS	UA-A	Total	LSU	SSU	TOLEDO
Willis, G	2-0	2.0	1.0-1	-	1.0-5
Carter, A	1-0	1.0	-	1.0-10	DNP
Patchan, S	1-0	1.0	-	-	1.0-2
Redwine, S	1-0	1.0	-	-	1.0-7
Garvin, J	1-0	1.0	1.0-1	-	-
Quarterman, S	1-0	1.0	-	1.0-7	-
Pinckney, M	1-0	1.0	-	-	1.0-11
Jackson, J	0-1	0.5	-	0.5-0	-
Bethel, P	0-1	0.5	-	0.5-1	-

TACKLES FOR LOSS	UA-A	Total	LSU	SSU	TOLEDO
Willis, G	6-2	7.0	4.0-9	-	3.0-10
Garvin, J	4-4	6.0	3.0-7	3.0-9	-
Pinckney, M	2-3	3.5	0.5-1	1.0-2	2.0-14
Quarterman, S	2-1	2.5	-	2.0-9	0.5-1
Carter, A	2-0	2.0	-	2.0-13	DNP
Jackson, J	1-2	2.0	-	0.5-0	1.5-4
Joyner, P	2-0	2.0	DNP	2.0-6	DNP
Patchan, S	1-1	1.5	-	-	1.5-3
Smith, M	0-3	1.5	0.5-0	-	1.0-1
Jennings, B	1-1	1.5	-	1.0-3	0.5-2
Steed, W	1-0	1.0	DNP	1.0-3	DNP
Redwine, S	1-0	1.0	-	-	1.0-7
Bandy, T	1-0	1.0	-	-	1.0-3
Ford, J	0-2	1.0	-	-	1.0-4
Bethel, P	0-1	0.5	-	0.5-1	-
Silvera, N	0-1	0.5	DNP	0.5-1	-
McCloud, Z	0-1	0.5	-	0.5-1	-



## 2018 STATISTICS (OVERALL: 3-1, ACC: 0-0, HOME: 2-0, AWAY: 1-0, NEUTRAL: 0-1)

#	PLAYER	GP-GS	LSU	SSU	TOLEDO	FIU
37	Alford, C	1/-	...	XXX	...	...
2	Bandy, T	4/4	START	START	START	START
21	Baxa, B	4/-	XXX	XXX	XXX	XXX
27	Bethel, N	1/-	...	XXX	...	...
93	Bethel, P	4/4	START	START	START	START
7B	Blades, A	4/-	XXX	XXX	XXX	XXX
50	Boulware, V	4/1	XXX	XXX	XXX	START
2B	Burns, R	2/-	...	XXX	...	XXX
39	Butler, J	4/-	XXX	XXX	XXX	XXX
18	Cager, L	4/4	START	START	START	START
72	Campbell, J	3/-	...	XXX	XXX	XXX
92	Cardenas, A	1/-	...	XXX	...	...
5	Carter, A	3/1	XXX	XXX	...	START
13	Dallas, D	4/-	XXX	XXX	XXX	XXX
3D	Davis, C	2/-	...	XXX	...	XXX
6	Dean, J	4/-	XXX	XXX	XXX	XXX
5D	Donaldson, N	4/4	START	START	START	START
46	Ducheine, N	1/-	...	XXX	...	...
67	Dykstra, Z	1/-	...	XXX	...	...
1E	Ezzard, M	2/-	...	XXX	...	XXX
8F	Feagles, Z	4/-	XXX	XXX	XXX	XXX
7F	Few, M	2/-	...	XXX	...	XXX
30	Finley, R	4/1	START	XXX	XXX	XXX
96	Ford, J	4/-	XXX	XXX	XXX	XXX
3F	Frierson, G	2/-	...	XXX	...	XXX
97	Garvin, J	4/4	START	START	START	START
74	Gauthier, T	4/4	START	START	START	START
65	Gaynor, C	2/-	...	XXX	XXX	...
4G	George, R	2/-	...	XXX	...	XXX
32	Gray, T	4/-	XXX	XXX	XXX	XXX
26	Hall, G	3/-	...	XXX	XXX	XXX
3	Harley, M	4/-	XXX	XXX	XXX	XXX
7	Hightower, B	4/1	XXX	XXX	XXX	START
75	Hillery, Z	2/-	...	XXX	...	XXX
24	Homer, T	4/4	START	START	START	START
8	Ivey, D	4/-	XXX	XXX	XXX	XXX
31	Jackson, D	3/-	XXX	...	XXX	XXX
99	Jackson, J	4/4	START	START	START	START
28	Jackson, M	4/4	START	START	START	START
44	Jennings, B	3/-	XXX	XXX	XXX	...
4	Johnson, J	3/3	START	START	START	...
77	Jones, J	4/3	START	START	START	XXX
9J	Jordan, B	4/3	START	XXX	START	START
52	Joyner, P	2/-	...	XXX	...	XXX
20	Knowles, R	4/-	XXX	XXX	XXX	XXX
81	Langham, D	4/1	XXX	START	XXX	XXX
1	Lingard, L	4/-	XXX	XXX	XXX	XXX



## 2018 STATISTICS (OVERALL: 3-1, ACC: 0-0, HOME: 2-0, AWAY: 1-0, NEUTRAL: 0-1)

##	PLAYER	GP-GS	LSU	SSU	TOLEDO	FIU
62	Mahoney, H	4/4	START	START	START	START
85	Mallory, W	4/1	XXX	START	XXX	XXX
90	Martin, T	1/-	...	XXX	...	...
53	McCloud, Z	4/3	XXX	START	START	START
23	McCray, T	2/-	...	XXX	...	XXX
91	Miller, J	1/-	...	XXX	...	...
79	Milo, B	3/-	...	XXX	XXX	XXX
9M	Murphy, J	1/-	...	XXX	...	...
2M	Murphy, T	1/-	...	XXX	...	...
83	Njoku, E	4/-	XXX	XXX	XXX	XXX
94	Odenigbo, T	4/-	XXX	XXX	XXX	XXX
41	Parrott, M	1/-	...	XXX	...	...
19	Patchan, S	4/-	XXX	XXX	XXX	XXX
34	Perry, C	2/-	...	XXX	...	XXX
5P	Perry, N	3/-	...	XXX	XXX	XXX
56	Pinckney, M	4/4	START	START	START	START
88	Polendey, B	2/-	XXX	XXX	...	...
6P	Pope, M	3/-	...	XXX	XXX	XXX
55	Quarterman, S	4/4	START	START	START	START
22	Redwine, S	4/4	START	START	START	START
2R	Reed, C	2/-	...	XXX	...	XXX
82	Richards, A	1/1	START	...	...	...
12	Rosier, M	4/4	START	START	START	START
15	Rousseau, G	2/-	XXX	XXX	...	...
51	Scaife, D	4/-	XXX	XXX	XXX	XXX
1S	Silvera, N	3/-	...	XXX	XXX	XXX
25	Smith, D	4/-	XXX	XXX	XXX	XXX
35	Smith, M	4/-	XXX	XXX	XXX	XXX
43	Spicer, J	4/-	XXX	XXX	XXX	XXX
78	St. Louis, T	4/4	START	START	START	START
17	Steed, W	1/-	...	XXX	...	...
4T	Thomas, J	4/4	START	START	START	START
7W	Weldon, C	2/-	...	XXX	...	XXX
8W	Wiggins, D	4/-	XXX	XXX	XXX	XXX
5W	Williams, J	1/-	...	XXX	...	...
9	Willis, G	4/4	START	START	START	START
59	York, S	1/-	...	XXX	...	...





# 2018 STATISTICS (OVERALL: 3-1, ACC: 0-0, HOME: 2-0, AWAY: 1-0, NEUTRAL: 0-1)

## 20-YARD PLUS PLAYS

Yds	Type	Player(s)	Opponent
67*	Pass	Jeff Thomas from Malik Rosier	Savannah State
64*	Rush	Lorenzo Lingard	Savannah State
50	Pass	Jeff Thomas from Malik Rosier	LSU
48	PR	Jeff Thomas	Savannah State
42	Pass	Mike Harley from N'Kosi Perry	FIU
42	PR	Jeff Thomas	Savannah State
41	Pass	Jeff Thomas from Malik Rosier	TOLEDO
38*	Pass	Jeff Thomas from Malik Rosier	TOLEDO
38	Pass	Darrell Langham from N'Kosi Perry	Savannah State
37*	Rush	Malik Rosier	TOLEDO
36	Pass	Lawrence Cager from Malik Rosier	LSU
36	PR	Jeff Thomas	FIU
35*	Rush	Travis Homer	FIU
35	Rush	Travis Homer	Savannah State
34	Rush	DeeJay Dallas	Savannah State
34	Pass	Brevin Jordan from N'Kosi Perry	FIU
32*	Pass	Brian Hightower from Malik Rosier	LSU
32	KR	Jeff Thomas	FIU
32	Pass	Lawrence Cager from Malik Rosier	TOLEDO
32	Pass	Jeff Thomas from Malik Rosier	LSU
30	KR	Jeff Thomas	TOLEDO
30	Pass	Lawrence Cager from Malik Rosier	TOLEDO
27	KR	Jeff Thomas	LSU
26*	Pass	Lawrence Cager from N'Kosi Perry	FIU
26	KR	Jeff Thomas	Savannah State
26	Pass	DeeJay Dallas from N'Kosi Perry	FIU
23	KR	Jeff Thomas	LSU
22	Pass	Jeff Thomas from Malik Rosier	LSU
21	Pass	Brevin Jordan from Malik Rosier	Savannah State

\* touchdown scored on play

## LONG PLAYS BY THE NUMBERS

Long Plays By Yards	No.	TD
100+	0	0
90-99	0	0
80-89	0	0
70-79	0	0
60-69	2	2
50-59	1	0
40-49	4	0
30-39	15	4
20-29	7	1

## Long Plays By Type

Long Plays By Type	No.	TD
Rushing	5	3
Passing	16	4
Punt returns	3	0
Kick returns	5	0
Interceptions	0	0
Fumble returns	0	0
Other	0	0
TOTAL	29	7

## 20-YARD PLUS BY PLAYER

Player	No.	TD	R	P	KR	PR	IR	FR
Jeff Thomas	14	2	0	6	5	3	0	0
Lawrence Cager	4	1	0	4	0	0	0	0
Travis Homer	2	1	2	0	0	0	0	0
DeeJay Dallas	2	0	1	1	0	0	0	0
Brevin Jordan	2	0	0	2	0	0	0	0
Lorenzo Lingard	1	1	1	0	0	0	0	0
Malik Rosier	1	1	1	0	0	0	0	0
Brian Hightower	1	1	0	1	0	0	0	0
Darrell Langham	1	0	0	1	0	0	0	0
Mike Harley	1	0	0	1	0	0	0	0
TOTAL	29	7	5	16	5	3	0	0

## LONGEST PLAYS OF THE YEAR

### Rushing

64 Lorenzo Lingard vs Savannah State (9/8/2018)

### Rushing Touchdown

64 Lorenzo Lingard vs Savannah State (9/8/2018)

### Passing

67 Jeff Thomas from Malik Rosier vs Savannah State (9/8/2018)

### Passing Touchdown

67 Jeff Thomas from Malik Rosier vs Savannah State (9/8/2018)

### Punt Return

48 Jeff Thomas vs Savannah State (9/8/2018)

### Kick Return

32 Jeff Thomas vs FIU (9/22/2018)

### Interception Return

11 Jhavonte Dean vs Savannah State (9/8/2018)

### Fumble Return

None

### Punt

55 Zach Feagles vs Savannah State (9/8/2018)

### Field Goal

38 Bubba Baxa vs LSU (9/2/2018)

# SINGLE-GAME CAREER HIGHS



## #1 LORENZO LINGARD

**Carries:** 10 vs. FIU (Sept. 22, 2018)  
**Rushing Yards:** 82 vs. Savannah State (Sept. 8, 2018)  
**Long Rush:** 64T vs. Savannah State (Sept. 8, 2018)  
**Rush TDs:** 2 vs. Savannah State (Sept. 8, 2018)

## #1 NESTA JADE SILVERA

**Solo Tackles:** 1 vs. Savannah State (Sept. 8, 2018)  
**Asst Tackles:** 4 vs. Savannah State (Sept. 8, 2018)  
**Total Tackles:** 5 vs. Savannah State (Sept. 8, 2018)  
**TFL:** 0.5 vs. Savannah State (Sept. 8, 2018)

## #2 TRAJAN BANDY

**Solo Tackles:** 3 at Duke (Sept. 29, 2017)  
**Asst Tackles:** 1 (2x), last vs. Toledo (Sept. 23, 2017)  
**Total Tackles:** 4 vs. Virginia (Nov. 18, 2017)  
**Interceptions:** 1 (2x), last at Toledo (Sept. 15, 2018)  
**Fumble Recoveries:** 1 vs. Savannah State (Sept. 8, 2018)

## #3 MIKE HARLEY

**Receptions:** 7 vs. FIU (Sept. 22, 2018)  
**Receiving Yards:** 76 vs. FIU (Sept. 22, 2018)  
**Long Reception:** 42 vs. FIU (Sept. 22, 2018)

## #4 JAQUAN JOHNSON

**Solo Tackles:** 10 at North Carolina (Oct. 28, 2017)  
**Asst Tackles:** 5 (2x), last vs. Virginia (Nov. 18, 2017)  
**Total Tackles:** 12 at Florida State (Oct. 7, 2017)  
**Sacks:** 1 (2x), last vs. Virginia (Nov. 18, 2017)  
**TFL:** 1.0 (4x), last vs. Notre Dame (Nov. 11, 2017)  
**Interceptions:** 1 (6x), last vs. Virginia (Nov. 18, 2017)  
**Fumble Recovery:** 1 (3x), last at Pittsburgh (Nov. 24, 2017)

## #4 JEFF THOMAS

**Receptions:** 5 (2x), last at Toledo (Sept. 15, 2018)  
**Receiving Yards:** 132 vs. LSU (Sept. 2, 2018)  
**Rushing Yards:** 19 at Toledo (Sept. 15, 2018)  
**Long Reception:** 78T at North Carolina (Oct. 28, 2017)  
**Receiving Touchdowns:** 1 (4x), last at Toledo (Sept. 15, 2018)  
**Punt Return Yards:** 90 vs. Savannah State (Sept. 8, 2018)  
**Long Punt Return:** 48 vs. Savannah State (Sept. 8, 2018)

## #5 AMARI CARTER

**Solo Tackles:** 5 vs. Savannah State (Sept. 8, 2018)  
**Asst Tackles:** 3 vs. Virginia (Nov. 18, 2017)  
**Total Tackles:** 6 vs. Savannah State (Sept. 8, 2018)  
**Forced Fumbles:** 1 vs. Bethune-Cookman (Sept. 2, 2017)  
**TFLs:** 2.0 vs. Savannah State (Sept. 8, 2018)  
**Sacks:** 1.0 (2x), last vs. Savannah State (Sept. 8, 2018)

## #6 JHAVONTE DEAN

**Solo Tackles:** 2 (4x), last vs. Wisconsin (Dec. 30, 2017)  
**Asst Tackles:** 4 vs. LSU (Sept. 2, 2018)  
**Total Tackles:** 4 vs. LSU (Sept. 2, 2018)  
**PBU:** 1 (2x), last vs. LSU (Sept. 2, 2018)  
**Interceptions:** 1 vs. Savannah State (Sept. 8, 2018)

## #7 BRIAN HIGHTOWER

**Receptions:** 1 (2x), last at Toledo (Sept. 15, 2018)  
**Receiving Yards:** 32 vs. LSU (Sept. 2, 2018)  
**Long Reception:** 32T vs. LSU (Sept. 2, 2018)  
**Receiving Touchdowns:** 1 vs. LSU (Sept. 2, 2018)

## #9 BREVIN JORDAN

**Receptions:** 7 vs. Savannah State (Sept. 8, 2018)  
**Receiving Yards:** 67 vs. FIU (Sept. 22, 2018)  
**Long Reception:** 34 vs. FIU (Sept. 22, 2018)  
**Receiving Touchdowns:** 2 vs. Savannah State (Sept. 8, 2018)

## #9 GERALD WILLIS III

**Solo Tackles:** 5 at Toledo (Sept. 15, 2018)  
**Asst Tackles:** 4 vs. LSU (Sept. 2, 2018)  
**Total Tackles:** 8 vs. LSU (Sept. 2, 2018)  
**TFL:** 4.0 vs. LSU (Sept. 2, 2018)  
**Sacks:** 1.0 (3x), last at Toledo (Sept. 15, 2018)  
**PBU:** 2 vs. Duke (Nov. 26, 2016)

## #12 MALIK ROSIER

**Pass Completions:** 27 vs. Toledo (Sept. 23, 2017)  
**Pass Attempts:** 44 at Florida State (Oct. 7, 2017)  
**Passing Yards:** 356 at North Carolina (Oct. 28, 2017)  
**Long Pass:** 78T at North Carolina (Oct. 28, 2017)  
**Passing TDs:** 3 (5x), last vs. Virginia (Nov. 18, 2017)  
**Carries:** 16 vs. LSU (Sept. 2, 2018)  
**Rush Yards:** 84 vs. Virginia Tech (Nov. 4, 2017)  
**Long Run:** 46 vs. Duke (Nov. 26, 2016)  
**Rushing TDs:** 3 at Toledo (Sept. 15, 2018)

## #13 DEEJAY DALLAS

**Carries:** 17 at Toledo (Sept. 15, 2018)  
**Rushing Yards:** 110 at Toledo (Sept. 15, 2018)  
**Long Rush:** 39 vs. Wisconsin (Dec. 30, 2017)  
**Rushing TDs:** 2 vs. Notre Dame (Nov. 11, 2017)  
**Receptions:** 2 vs. FIU (Sept. 22, 2018)  
**Receiving Yards:** 49 at North Carolina (Oct. 28, 2017)

## #18 LAWRENCE CAGER

**Receptions:** 4 vs. Wisconsin (Dec. 30, 2017)  
**Receiving Yards:** 76 vs. Wisconsin (Dec. 30, 2017)  
**Long Reception:** 38T vs. Wisconsin (Dec. 30, 2017)  
**Receiving Touchdowns:** 2 vs. FIU (Sept. 22, 2018)

## #22 SHELDRICK REDWINE

**Solo Tackles:** 8 at Pitt (Nov. 24, 2017)  
**Asst Tackles:** 3 at Duke (Sept. 29, 2017)  
**Total Tackles:** 12 at Pitt (Nov. 24, 2017)  
**Forced Fumble:** 1 (2x), last at Pitt (Nov. 24, 2017)  
**Fumble Recoveries:** 1, vs. Toledo (Sept. 23, 2017)  
**Interceptions:** 1 (4x), last vs. FIU (Sept. 22, 2018)  
**PBUs:** 1 (8x), last at Pitt (Nov. 24, 2017)

## #24 TRAVIS HOMER

**Carries:** 20 (2x), last vs. Syracuse (Oct. 21, 2017)  
**Rushing Yards:** 170 vs. Georgia Tech (Oct. 14, 2017)  
**Long Rush:** 64T vs. Virginia Tech (Nov. 4, 2017)  
**Receptions:** 4 vs. Syracuse (Oct. 21, 2017)  
**Receiving Yards:** 57 at North Carolina (Oct. 28, 2017)

## #28 MICHAEL JACKSON

**Solo Tackles:** 5 vs. Virginia Tech (Nov. 4, 2017)  
**Asst Tackles:** 2 at North Carolina (Oct. 28, 2017)  
**Total Tackles:** 6 (2x), last vs. Virginia Tech (Nov. 4, 2017)  
**PBUs:** 1 (5x), last vs. Virginia Tech (Nov. 4, 2017)  
**Interceptions:** 2 vs. Syracuse, Oct. 21, 2017  
**Fumble Recovery:** 1, at Notre Dame (Oct. 29, 2016)  
**Touchdowns:** 1, at Notre Dame (Oct. 29, 2016)

## #30 ROMEO FINLEY

**Solo Tackles:** 4 vs. Toledo (Sept. 23, 2017)  
**Total Tackles:** 4 vs. Toledo (Sept. 23, 2017)

## #53 ZACH McCLOUD

**Solo Tackles:** 8 at Pitt (Nov. 24, 2017)  
**Asst Tackles:** 5 vs. West Virginia (Dec. 28, 2016)  
**Total Tackles:** 10 at Pitt (Nov. 24, 2017)  
**Sacks:** 1 (2x), last vs. Notre Dame (Nov. 11, 2017)  
**TFL:** 1.5, vs. Notre Dame, Nov. 11, 2017

## #55 SHAQ QUARTERMAN

**Solo Tackles:** 7 at NC State (Nov. 19, 2016)  
**Asst Tackles:** 6 (2x), last vs. Duke (Nov. 26, 2016)  
**Total Tackles:** 11 vs. North Carolina (Oct. 15, 2016)  
**Sacks:** 1.0 (4x), last at North Carolina (Oct. 28, 2017)  
**TFL:** 2.5 vs. FAMU (Sept. 3, 2016)  
**Fumble Recoveries:** 1 at Ga. Tech (Oct. 1, 2016)  
**Touchdowns:** 1 at Ga. Tech (Oct. 1, 2016)

## #56 MICHAEL PINCKNEY

**Solo Tackles:** 6 (2x), last vs. Syracuse (Oct. 21, 2017)  
**Asst Tackles:** 6 vs. Duke (Nov. 26, 2016)  
**Total Tackles:** 10 at Duke (Sept. 29, 2017)  
**Sacks:** 2.5 vs. Syracuse (Oct. 21, 2017)  
**TFL:** 3.5 vs. Syracuse (Oct. 21, 2017)  
**Interceptions:** 1 (2x), last at Duke (Sept. 29, 2017)

## #81 DARRELL LANGHAM

**Receptions:** 5 vs. Georgia Tech (Oct. 14, 2017)  
**Receiving Yards:** 100 vs. Georgia Tech (Oct. 14, 2017)  
**Long Reception:** 46 vs. Bethune-Cookman (Sept. 2, 2017)  
**Receiving Touchdowns:** 1 (2x), last at Florida State (Oct. 7, 2017)

## #82 AHMMON RICHARDS

**Receptions:** 9 at NC State (Nov. 19, 2016)  
**Receiving Yards:** 144 vs. Pittsburgh (Nov. 5, 2016)  
**Long Reception:** 77 at Virginia (Nov. 12, 2016)  
**Receiving Touchdowns:** 1 (6x), last vs. Pittsburgh (Nov. 24, 2017)

## #85 WILL MALLORY

**Receptions:** 1 vs. Savannah State (Sept. 8, 2018)  
**Receiving Yards:** 2 vs. Savannah State (Sept. 8, 2018)  
**Receiving Touchdowns:** 1 vs. Savannah State (Sept. 8, 2018)

## #93 PAT BETHEL

**Solo Tackles:** 2, last vs. Syracuse (Oct. 21, 2017)  
**Asst Tackles:** 3 vs. LSU (Sept. 2, 2018)  
**Total Tackles:** 4 (2x), last vs. LSU (Sept. 2, 2018)  
**TFLs:** 1.0 vs. Duke (Sept. 29, 2017)  
**Sacks:** 1.0 vs. Duke (Sept. 29, 2017)  
**Forced Fumbles:** 1 vs. Duke (Sept. 29, 2017)

## #97 JONATHAN GARVIN

**Solo Tackles:** 3 vs. LSU (Sept. 2, 2018)  
**Asst Tackles:** 6 vs. Savannah State (Sept. 8, 2018)  
**Total Tackles:** 8 (2x), last vs. Savannah State (Sept. 8, 2018)  
**TFLs:** 3.0 (2x), last vs. Savannah State (Sept. 8, 2018)  
**Sacks:** 1.0 (3x), last vs. LSU (Sept. 2, 2018)  
**Forced Fumbles:** 1 (2x), last vs. Notre Dame (Nov. 9, 2017)

## #99 JOE JACKSON

**Solo Tackles:** 7 vs. Toledo (Sept. 23, 2017)  
**Asst Tackles:** 4 (3x), last vs. Virginia (Nov. 28, 2017)  
**Total Tackles:** 8 at North Carolina (Oct. 28, 2017)  
**TFL:** 2.0 (5x), last vs. Virginia Tech (Nov. 4, 2017)  
**Sacks:** 2.0 (2x), last vs. Duke (Nov. 26, 2016)  
**Forced Fumbles:** 1 (2x), last at Virginia (Nov. 12, 2016)  
**Fumble Recoveries:** 1 (2x), last at Virginia (Nov. 12, 2016)  
**Touchdowns:** 1 at Ga. Tech (Oct. 1, 2016)



# 2018 RECAPS: GAME-BY-GAME

## GAME 1 | SEPT. 2 | ARLINGTON, TEXAS

#8/#8 MIAMI	17
#25/#24 LSU	33

Score by Quarters	1	2	3	4	Score
Miami (0-1)	3	0	0	14	17
LSU (1-0)	10	17	6	0	33

### Scoring Summary

1st	08:26	LSU	Tracy 43 yd field goal, 7-22 4:34 UM 0 - LSU 3
	06:49	UM	Baxa 38 yd field goal, 6-55 1:37 UM 3 - LSU 3
	00:35	LSU	Brossette 50 yd run (Tracy kick) 6-72 1:16 UM 3 - LSU 10
2nd	09:21	LSU	Brossette 1 yd run (Tracy kick) 11-58 5:21; UM 3 - LSU 17
	04:56	LSU	Tracy 21 yd field goal, 7-53 2:25 UM 3 - LSU 20
	04:21	LSU	Phillips 45 yd interception return (Tracy kick) UM 3 - LSU 27
3rd	07:32	LSU	Tracy 21 yd field goal 7-53 2:25; UM 3 - LSU 30
	03:51	LSU	Tracy 54 yd field goal 4-5 0:41; UM 3 - LSU 33
4th	13:57	UM	Rosier 3 yd run (Baxa kick) 11-77 4:49; UM 10 - LSU 33
	08:43	UM	Hightower 32 yd pass from Rosier (Baxa kick) 4-74 1:19; UM 17 - LSU 33

	UM	LSU
FIRST DOWNS	18	17
RUSHES-YARDS (NET)	34-83	41-156
PASSING YDS (NET)	259	140
Passes Att-Comp-Int	15-35-2	11-24-0
TOTAL OFFENSE PLAYS-YARDS	69-342	65-296
Fumbles: Number-Lost	0-0	0-0
Punt Returns-Yards-TDs	0-0-0	1-22-0
Kickoff Returns-Yards-TDs	2-50	2-38
Interception Returns-Yards-TDs	0-0-0	2-74-1
Punts (Number-Avg)	5-36.4	5-40.6
Penalties-Yards	11-85	6-62
Possession Time	28:11	31:49
Third-Down Conversions	6 of 16	3 of 16
Fourth-Down Conversions	1 of 3	1 of 1
Red-Zone Scores-Chances	2-2	4-4
Sacks By: Number-Yards	2-2	4-36

**RUSHING:** Miami: Dallas 8-38; Homer 7-30; Gray 3-8; Rosier 16-7; LSU: Brossette 22-125; Edwards-Helaire 8-24; Burrow 4-14; Curry 3--1; TEAM 4--6

**PASSING:** Miami: Rosier 15-35-2-259; LSU: Burrow 11-24-0-140

**RECEIVING:** Miami: Thomas 5-132; Cager 2-42; Langham 2-14; Harley 2-13; Hightower 1-32; Dallas 1-13; Richards 1-9; Homer 1-4; LSU: Jefferson 5-81; Anderson 2-20; Chase 1-22; Giles 1-9; Fournette 1-5; Marshall, Jr. 1-3

## GAME 2 | SEPT. 8 | MIAMI GARDENS, FLA.

SAVANNAH STATE	0
#22/#21 MIAMI	77

Score by Quarters	1	2	3	4	Score
Savannah State (0-2)	0	0	0	0	0
Miami (1-1)	7	21	21	28	77

### Scoring Summary

1st	03:57	UM	Mallory 2 yd pass from Rosier (Baxa kick) 8-31 3:57; SSU 0 - UM 7
2nd	13:44	UM	Rosier 1 yd run (Baxa kick) 8-59 2:57 SSU 0 - UM 14
	11:22	UM	Thomas 67 yd pass from Rosier (Baxa kick) 3-71 0:49; SSU 0 - UM 21
	09:08	UM	Cager 8 yd pass from Perry (Baxa kick) 6-20 2:01; SSU 0 - UM 28
3rd	11:34	UM	Jordan 3 yd pass from Perry (Baxa kick) 7-65 3:26; SSU 0 - UM 35
	3:39	UM	Jordan 7 yd pass from Perry (Baxa kick) 7-80 2:57; SSU 0 - UM 42
	0:52	UM	Weldon 16 yd run (Baxa kick) 2-16 0:12 SSU 0 - UM 49
4th	13:05	UM	Lingard 8 yd run (Baxa kick) 4-32 1:47 SSU 0 - UM 56
	06:42	UM	Patchan 10 yd blocked punt return (Baxa kick) SSU 0 - UM 63
	05:32	UM	Williams 1 yd run (Cardenas kick) 3-24 1:03; SSU 0 - UM 70
	02:58	UM	Lingard 64 yd run (Cardenas kick) 1-64 0:13; SSU 0 - UM 77

	SSU	UM
FIRST DOWNS	23	27
RUSHES-YARDS (NET)	35-85	26-254
PASSING YDS (NET)	344	333
Passes Att-Comp-Int	50-29-0	36-27-1
TOTAL OFFENSE PLAYS-YARDS	85-429	62-587
Fumble Returns-Yards	0-0	1-7
Punt Returns-Yards	0-0	0-0
Kickoff Returns-Yards	5-94	3-69
Interception Returns-Yards	1-35	0-0
Punts (Number-Avg)	7-37.1	4-36.2
Fumbles-Lost	2-1	0-0
Penalties-Yards	10-77	8-75
Possession Time	35:31	24:29
Third-Down Conversions	13 of 23	3 of 9
Fourth-Down Conversions	0 of 0	0 of 0
Red-Zone Scores-Chances	5-5	6-6
Sacks By: Number-Yards	2-14	4-18

**RUSHING:** Savannah State: Saxton 10-19; Cole 10-8; Durham 8-4; Kicklighter 1-4; McCloud 2-3; Bell 2--2; Gibbons 13--6; Miami: Lingard 4-82; Homer 13-70; Dallas 5-48; Weldon 1-16; Burns 2-10; Gray 4-10; Davis 1-3; Williams 2-2; Rosier 1-1; Perry 4--3

**PASSING:** Savannah State: Bell 3-7-1-29; Gibbons 3-5-1-19; Miami: Perry 9-14-1-93; Rosier 8-12-0-131; Williams 1-3-0-17; Weldon 1-2-0-14

**RECEIVING:** Savannah State: Kicklighter 2-12; Snead 1-13; Baldwin 1-11; Beneby 1-7; Stevens 1-5; Miami: Jordan 7-52; Cager 2-22; Harley 2-12; Thomas 1-67; Langham 1-38; Ezzard 1-17; Dallas 1-15; Polendey 1-14; Gray 1-9; Homer 1-7; Mallory 1-2

## GAME 3 | SEPT. 15 | TOLEDO, OHIO

#21/#20 MIAMI	49
TOLEDO	25

Score by Quarters	1	2	3	4	Score
Miami (2-1)	7	14	14	14	49
Toledo (1-1)	0	7	14	3	24

### Scoring Summary

1st	08:11	UM	Rosier 5 yd run (Baxa kick) 12-76 4:29; UM 7 - TOL 0
2nd	12:27	UM	Thomas 38 yd pass from Rosier (Baxa kick) 5-61 2:09; UM 14 - TOL 0
	02:56	UM	Rosier 2 yd run (Baxa kick) 7-58 2:36; UM 21 - TOL 0
2nd	00:37	TOL	Johnson 7 yd pass from Guadagni (Vest kick) 8-65 2:19; UM 21 - TOL 7
3rd	10:53	TOL	Thompkins 5 yd run (Vest kick) 7-81 2:41; UM 21 - TOL 14
	08:34	UM	Dallas 19 yd run (Baxa kick) 5-75 2:19; UM 28 - TOL 14
	07:39	TOL	Johnson 40 yd pass from Guadagni (Vest kick) 3-65 0:55; UM 28 - TOL 21
	01:28	UM	Cager 5 yd pass from Rosier (Baxa kick) 14-70 6:06; UM 35 - TOL 21
4th	14:19	TOL	Vest 47 yd field goal 6-31 2:03; UM 35 - TOL 24
	12:18	UM	Rosier 37 yd run (Baxa kick) 5-75 1:55; UM 42 - TOL 24
	08:54	UM	Gray 1 yd run (Baxa kick) 6-35 3:18; UM 49 - TOL 24

	UM	TOLEDO
FIRST DOWNS	24	17
RUSHES-YARDS (NET)	53-268	36-112
PASSING YDS (NET)	205	222
Passes Att-Comp-Int	23-13-0	23-13-1
TOTAL OFFENSE PLAYS-YARDS	76-473	59-334
Fumble Returns-Yards	0-0	0-0
Punt Returns-Yards	0-0	2-18
Kickoff Returns-Yards	2-47	1-40
Interception Returns-Yards	1-0	0-0
Punts (Number-Avg)	5-41.6	6-41.7
Fumbles-Lost	0-0	0-0
Penalties-Yards	0-0	5-38
Possession Time	35:29	24:31
Third-Down Conversions	7 of 15	2 of 11
Fourth-Down Conversions	2 of 2	0 of 1
Red-Zone Scores-Chances	5-5	2-2
Sacks By: Number-Yards	4-25	0-0

**RUSHING:** Miami: Dallas 17-110; Rosier 8-80; Homer 16-62; Thomas 1-19; Gray 3-6; Lingard 3-4; Perry 1--4; Team 4--9; Toledo: Guadagni 15-47; Thompkins 5-31; Koback 7-23; Seymour 9-11

**PASSING:** Miami: Rosier 13-23-0-205; Toledo: Guadagni 13-21-1-222; Peters 0-2-0-0

**RECEIVING:** Miami: Thomas 5-105; Cager 3-67; Langham 2-23; Harley 2-2; Hightower 1-8; Toledo: Johnson, D. 6-119; Seymour 2-34; Thompkins 2-32; Thompson 2-19; Johnson, J. 1-18



# 2018 RECAPS: GAME-BY-GAME

## GAME 4 | SEPT. 22 | MIAMI GARDENS, FLA.

FIU	17
#21/#20 MIAMI	31

Score by Quarters	1	2	3	4	Score
FIU (2-2)	0	0	0	17	17
Miami (3-1)	7	17	7	0	31

### Scoring Summary

1st	02:51	UM	Homer 35 yd run (Baxa kick)
			9-87 4:44; FIU 0 - UM 7
2nd	14:54	UM	Cager 26 yd pass from Perry (Baxa kick)
			5-68 1:51; FIU 0 - UM 14
	02:30	UM	Baxa 30 yd field goal
			14-75 7:11; FIU 0 - UM 17
	00:27	UM	Jordan 12 yd pass from Perry (Baxa kick)
			3-67 0:35; FIU 0 - UM 24
3rd	07:50	UM	Cager 17 yd pass from Perry (Baxa kick)
			5-58 2:31; FIU 0 - UM 31
4th	06:57	FIU	Worton 35 yd pass from Morgan (Borregales kick)
			7-85 3:07; FIU 7 - UM 31
	03:19	FIU	Borregales 28 yd field goal
			4-0 0:55; FIU 10 - UM 31
	01:35	FIU	Worton 5 yd pass from Morgan (Borregales kick)
			5-54 1:44; FIU 17 - UM 31

	FIU	UM
FIRST DOWNS	7	27
RUSHES-YARDS (NET)	17	248
PASSING YDS (NET)	170	240
Passes Att-Comp-Int	13-28-1	20-29-1
TOTAL OFFENSE PLAYS-YARDS	52-187	78-488
Fumbles: Number-Lost	0-0	2-1
Punt Returns-Yards-TDs	0-0-0	3-44-0
Kickoff Returns-Yards-TDs	1-21-0	1-32-0
Interception Returns-Yards-TDs	1-5-0	1-0-0
Punts (Number-Avg)	9-47.0	3-89
Penalties-Yards	3-23	6-60
Possession Time	23:11	36:49
Third-Down Conversions	3 of 14	8 of 15
Fourth-Down Conversions	0 of 0	0 of 2
Red-Zone Scores-Chances	2-2	3-4
Sacks By: Number-Yards	2-15	2-11

**RUSHING:** FIU: Maxwell 10-25; Price 3-3; Phillips 8-1; Morgan 3--12; Miami: Home 13-114; Lingard 10-50; Perry 9-32; Dallas 7-28; Davis 5-24; Gray 1-7; Pope 1-4; Rosier 2-0; Weldon 1--11

**PASSING:** FIU: 12-24-1-168; Alexander 1-4-0-2; Miami: Perry 17-25-1-224; Rosier 2-3-0-16; Weldon 1-1-0-0

**RECEIVING:** FIU: Worton 5-123; Palmer 4-25; Gaiter IV 2-3; Scott 1-17; Maxwell 1-2; Miami: Harley 7-76; Jordan 5-67; Cager 2-43; Dallas 2-30; Thomas 1-11; Ezzard 1-7; Davis 1-6; Burns 1-0



## 2018 MIAMI HURRICANES - NUMERICAL ROSTER

NO	NAME	POS	HT	WT	CL.	HOMETOWN (PREVIOUS SCHOOL) (HIGH SCHOOL)
1	Lorenzo Lingard	RB	6-0	195	Fr.	Orange City, Fla. (University)
1	Nesta Jade Silvera	DL	6-2	305	Fr.	Pembroke Pines, Fla. (Plantation American Heritage)
2	Trajan Bandy	DB	5-9	188	So.	Miami, Fla. (Columbus)
3	Gilbert Frierson	DB	6-1	192	Fr.	Coral Gables, Fla. (Coral Gables Senior)
3	Michael Harley	WR	5-9	175	So.	Fort Lauderdale, Fla. (St. Thomas Aquinas)
4	Jaquan Johnson	DB	5-11	195	Sr.	Miami, Fla. (Killian)
4	Jeff Thomas	WR	5-10	180	So.	East St. Louis, Ill. (East St. Louis)
5	Amari Carter	DB	6-2	200	So.	Palm Beach Gardens, Fla. (Palm Beach Gardens)
5	N'Kosi Perry	QB	6-4	195	R-Fr.	Ocala, Fla. (Vanguard)
6	Jhavonte Dean	DB	6-2	192	Sr.	Homestead, Fla. (Blinn College) (South Dade)
6	Mark Pope	WR	6-1	180	Fr.	Miami, Fla. (Southridge)
7	Al Blades, Jr.	DB	6-1	185	Fr.	Fort Lauderdale, Fla. (St. Thomas Aquinas)
7	Brian Hightower	WR	6-3	210	Fr.	Leimert Park, Calif. (IMG Academy)
8	DJ Ivey	DB	6-1	194	Fr.	Homestead, Fla. (South Dade)
8	Dee Wiggins	WR	6-3	195	Fr.	Miami, Fla. (Southridge)
9	Brevin Jordan	TE	6-3	245	Fr.	Las Vegas, Nev. (Bishop Gorman)
9	Gerald Willis III	DL	6-4	300	R-Sr.	New Orleans, La. (Florida) (Edna Karr)
11	Marquez Ezzard	WR	6-2	210	Fr.	Stockbridge, Ga. (Stockbridge)
11	De'Andre Wilder	LB	6-3	212	So.	Miami, Fla. (Carol City)
12	Malik Rosier	QB	6-1	212	R-Sr.	Mobile, Ala. (Faith Academy)
13	DeeJay Dallas	ATH	5-10	220	So.	Brunswick, Ga. (Glynn Academy)
15	Gregory Rousseau	DL	6-6	250	Fr.	Coconut Creek, Fla. (Champagnat Catholic)
15	Jarren Williams	QB	6-2	210	Fr.	Lawrenceville, Ga. (Central Gwinnett)
16	Ryan Rizk	QB	6-1	166	Fr.	Boynton Beach, Fla. (American Heritage - Delray)
17	Waynmon Steed	LB	5-11	220	R-Fr.	Miami, Fla. (Central)
17	Cade Weldon	QB	6-3	220	R-Fr.	Tampa, Fla. (Thomas Jefferson)
18	Lawrence Cager	WR	6-5	220	R-Jr.	Towson, Md. (Calvert Hall)
18	Zach Feagles	P	6-2	220	So.	Ridgewood, N.J. (Ridgewood)
19	Scott Patchan	DL	6-6	255	R-Jr.	Bradenton, Fla. (IMG Academy)
20	Robert Knowles	DB	6-1	200	R-Jr.	Miami, Fla. (Edison)
21	Bubba Baxa	PK	6-0	205	Fr.	Pasadena, Texas (Pasadena Memorial)
22	Robert Burns	RB	5-11	225	R-Fr.	Miami, Fla. (Gulliver Prep)
22	Sheldrick Redwine	DB	6-1	205	Sr.	Miami, Fla. (Killian)
23	Cam'Ron Davis	RB	5-10	190	Fr.	Opa Locka, Fla. (Carol City)
23	Terry McCray	LB	6-3	245	R-Sr.	Pompano Beach, Fla. (Blanche Ely)
24	Travis Homer	RB	5-11	205	Jr.	West Palm Beach, Fla. (Oxbridge Academy)
25	Derrick Smith	DB	6-2	230	So.	Jacksonville, Fla. (Trinity Christian Academy)
26	Gurvan Hall, Jr.	DB	6-0	200	Fr.	West Palm Beach, Fla. (Palm Beach Gardens)
27	Nigel Bethel, Jr.	DB	6-0	170	Fr.	Miami, Fla. (Northwestern)
27	Marshall Few	WR	5-11	180	So.	Ponte Vedra Beach, Fla. (Ponte Vedra)
28	Crispian Atkins	RB	5-9	195	R-Jr.	Plant City, Fla. (ASA College [Fla.]) (Durant)
28	Michael Jackson	DB	6-1	205	Sr.	Birmingham, Ala. (Spain Park)
29	Chad Allen	WR	5-10	175	R-Sr.	Menlo Park, Calif. (Menlo-Atherton)
29	James Murphy	DB	5-7	195	R-Jr.	Avon, Conn. (Avon)
30	Romeo Finley	DB	6-1	215	Jr.	Fort Walton Beach, Fla. (Niceville)
31	Demetrius Jackson	DL	6-3	260	R-Sr.	Miami, Fla. (Booker T. Washington)
32	Trayone Gray	RB	6-2	240	R-Sr.	Miami, Fla. (Carol City)
32	Tyler Murphy	DB	5-8	175	R-Jr.	Lawrenceville, Ga. (Peachtree Ridge)
34	Elias Lugo-Fagundo	WR	6-0	194	R-Fr.	Cabo Rojo, Puerto Rico (IMG Academy)
34	Charles Perry	LB	6-1	230	Sr.	West Palm Beach, Fla. (Royal Palm Beach)
35	Mike Smith	LB	6-1	230	R-Sr.	Miami, Fla. (Northwestern)
36	Steven Billings-Larson, Jr.	RB	5-6	172	Fr.	Apopka, Fla. (Apopka)
37	Colvin Alford	DB	6-0	195	R-Fr.	Miami, Fla. (Coral Reef Senior)
38	Danny Dominguez	FB	5-10	220	R-Sr.	Miami, Fla. (Endicott) (Gulliver Prep)
39	Jordan Butler	LS	5-9	205	Sr.	Scottsdale, Ariz. (Saguaro)

## 2018 MIAMI HURRICANES - NUMERICAL ROSTER

NO	NAME	POS	HT	WT	CL.	HOMETOWN (PREVIOUS SCHOOL) (HIGH SCHOOL)
40	Will Huggins	WR	6-2	197	Fr.	Richland, Wash. (IMG Academy)
41	Michael Parrott	FB	5-11	240	So.	Canton, N.C. (Alabama) (Pisgah)
41	Darian Stephenson	LB	6-1	203	R-Fr.	Miami, Fla. (Westminster Christian)
43	Brian Miller	WR	5-8	170	Fr.	Clermont, Fla. (IMG Academy)
43	Jack Spicer	P	6-3	220	R-Jr.	Estero, Fla. (Florida) (Estero)
44	Realus George, Jr.	FB	6-2	255	Fr.	Atlanta, Ga. (Pace Academy)
44	Bradley Jennings, Jr.	LB	6-1	230	So.	Jacksonville, Fla. (Sandalwood)
45	Camden Price	K	6-1	170	Fr.	Severn, Md. (Archbishop Spalding)
46	Nicholas Ducheine	TE	6-3	210	R-So.	Pembroke Pines, Fla. (Dade Christian)
47	Turner Davidson	K	5-9	155	R-Fr.	San Antonio, Texas (Ronald Reagan)
48	Evan Brunelle	WR	6-1	180	Fr.	Worcester, Mass. (Doherty Memorial)
48	Thomas Burns	LB	5-11	175	R-Fr.	New York, N.Y. (Xavier)
49	Shawn Walker	LB	6-2	217	R-So.	Ft. Lauderdale, Fla. (Cardinal Gibbons)
50	Venzell Boulware	OL	6-3	306	R-Jr.	Union City, Ga. (Tennessee) (Creekside)
51	DJ Scaife, Jr.	OL	6-3	300	Fr.	Miami, Fla. (Southridge)
52	Patrick Joyner, Jr.	LB	6-2	235	Fr.	Homestead, Fla. (South Dade)
52	Cleveland Reed, Jr.	OL	6-3	325	Fr.	Fort Meade, Fla. (Fort Meade)
53	Zach McCloud	LB	6-2	235	Jr.	Lantana, Fla. (Santaluces)
54	Devin Golden	OL	6-2	280	Fr.	Miami, Fla. (Gulliver Prep)
55	Navaughn Donaldson	OL	6-6	340	So.	Miami, Fla. (Central)
55	Shaquille Quarterman	LB	6-1	235	Jr.	Orange Park, Fla. (Oakleaf)
56	Michael Pinckney	LB	6-1	220	Jr.	Jacksonville, Fla. (Raines)
57	Kai-Leon Herbert	OL	6-5	302	R-Fr.	Plantation, Fla. (Plantation American Heritage)
58	Clay James	LS	5-9	206	Fr.	Cocoa, Fla. (Cocoa)
59	Sam York	LS	6-1	208	R-Sr.	Marblehead, Mass. (Ohio State) (Marblehead)
61	Jacob Munoz	LS	5-11	200	R-So.	Atlanta, Ga. (Mount Vernon)
62	Hayden Mahoney	OL	6-5	305	R-Jr.	Malvern, Pa. (Malvern Prep)
65	Corey Gaynor	OL	6-4	305	So.	Parkland, Fla. (Douglas)
67	Zach Dykstra	OL	6-6	305	R-Fr.	Spirit Lake, Iowa (Spirit Lake)
68	Michael Scibelli	DL	6-1	292	Fr.	Oceanside, N.Y. (Oceanside)
70	George Brown, Jr.	OL	6-7	310	R-Jr.	Cincinnati, Ohio (LSU) (Winton Woods)
71	Jared Griffith	OL	6-3	305	Fr.	Sarasota, Fla. (Riverview)
72	John Campbell, Jr.	OL	6-5	310	Fr.	Orlando, Fla. (Dr. Phillips)
74	Tyler Gauthier	OL	6-5	300	Sr.	Venice, Fla. (Venice)
75	Zalon'tae Hillery	OL	6-6	304	R-Fr.	Brunswick, Ga. (Glynn Academy)
77	Jahair Jones	OL	6-4	316	R-Sr.	Brooklyn, N.Y. (ASA College [N.Y.]) (South River)
78	Tyree St. Louis	OL	6-5	315	Sr.	Bradenton, Fla. (IMG Academy)
79	Zachary Lerman	OL	6-2	296	R-Fr.	Virginia Beach, Va. (IMG Academy)
79	Bar Milo	OL	6-6	305	R-Jr.	West Hills, Calif. (Chaminade College Prep)
81	Darrell Langham	WR	6-4	235	R-Sr.	Lantana, Fla. (Santaluces)
82	Ahmmon Richards	WR	6-1	205	Jr.	Wellington, Fla. (Wellington)
83	Evidence Njoku	WR	6-6	225	R-Fr.	Wayne Hills, N.J. (Wayne Hills)
85	Marco Baeza	K	6-3	220	R-Jr.	Charlotte, N.C. (Charlotte Catholic)
85	Will Mallory	TE	6-5	230	Fr.	Jacksonville, Fla. (Providence School)
87	Michael Irvin II	TE	6-3	240	Jr.	Ft. Lauderdale, Fla. (St. Thomas Aquinas)
88	Brian Polendey	TE	6-6	245	So.	Denton, Texas (Guyer)
90	Tyreic Martin	DL	6-3	295	R-So.	Lanett, Ala. (Valley)
91	Jordan Miller	DL	6-4	325	Fr.	Jacksonville, Fla. (Sandalwood)
92	Alejandro Cardenas	K	5-10	190	R-Sr.	Miami Beach, Fla. (Fordham) (Immaculata-La Salle)
93	Pat Bethel	DL	6-3	285	Jr.	Vero Beach, Fla. (Vero Beach)
94	Tito Odenigbo	DL	6-3	300	R-Sr.	Centerville, Ohio (Illinois) (Centerville)
95	John O'Boyle	DL	6-2	252	R-Sr.	Scranton, Pa. (Fordham) (Scranton Prep)
96	Jonathan Ford	DL	6-5	300	So.	Ft. Lauderdale, Fla. (Dillard)
97	Jonathan Garvin	DL	6-4	250	So.	Lake Worth, Fla. (Lake Worth Community)
98	Suleman Burrows	K	5-9	170	Fr.	St. Louis, Mo. (John Burroughs School)
99	Joe Jackson	DL	6-5	265	Jr.	Homestead, Fla. (Gulliver Prep)



# 2018 DEPTH CHART - GAME 5 (NORTH CAROLINA)

## OFFENSE

### QUARTERBACK

- 12 **Malik Rosier (6-1, 212, R-Sr.) -OR-**
- 5 **N’Kosi Perry (6-4, 195, R-Fr.)**
- 17 Cade Weldon (6-3, 220, R-Fr.)

### RUNNING BACK

- 24 **Travis Homer (5-11, 205, Jr.)**
- 13 DeeJay Dallas (5-10, 220, So.)
- 32 Trayone Gray (6-2, 240, R-Sr.)

### X-RECEIVER

- 82 **Ahmmmon Richards (6-1, 205, Jr.)**
- 81 Darrell Langham (6-4, 235, R-Sr.)

### Z-RECEIVER

- 18 **Lawrence Cager (6-5, 220, R-Jr.)**
- 7 Brian Hightower (6-3, 210, Fr.)

### SLOT RECEIVER

- 4 **Jeff Thomas (5-10, 180, So.)**
- 3 Mike Harley (5-9, 175, So.)

### TIGHT END

- 9 **Brevin Jordan (6-3, 245, Fr.)**
- 85 Will Mallory (6-5, 230, Fr.) -OR-
- 88 Brian Polendey (6-6, 245, So.)

### LEFT TACKLE

- 78 **Tyree St. Louis (6-5, 315, Sr.)**
- 75 Zalon'tae Hillery (6-6, 304, R-Fr.) -OR-
- 72 John Campbell, Jr. (6-5, 310, Fr.)

### LEFT GUARD

- 50 **Venzell Boulware (6-3, 305, R-Jr.)**
- 77 Jahair Jones (6-4, 316, R-Sr.)

### CENTER

- 74 **Tyler Gauthier (6-5, 300, Sr.)**
- 65 Corey Gaynor (6-4, 305, So.)

### RIGHT GUARD

- 62 **Hayden Mahoney (6-5, 305, R-Jr.)**
- 79 Bar Milo (6-6, 305, R-Jr.)

### RIGHT TACKLE

- 55 **Navaughn Donaldson (6-6, 340, So.)**
- 51 DJ Scaife, Jr. (6-3, 300, Fr.)

## DEFENSE

### DEFENSIVE END

- 97 **Jon Garvin (6-4, 250, So.)**
- 31 Demetrius Jackson (6-3, 260, R-Sr.)

### DEFENSIVE TACKLE

- 9 **Gerald Willis III (6-4, 300, R-Sr.)**
- 94 Tito Odenigbo (6-3, 300, R-Sr.)
- 1 Nesta Jade Silvera (6-2, 305, Fr.)

### DEFENSIVE TACKLE

- 93 **Pat Bethel (6-3, 285, Jr.)**
- 96 Jonathan Ford (6-5, 300, So.)

### DEFENSIVE END

- 99 **Joe Jackson (6-5, 265, Jr.)**
- 19 Scott Patchan (6-6, 255, R-Jr.)

### STRIKER

- 30 **Romeo Finley (6-1, 215, Jr.)**
- 25 Derrick Smith (6-2, 230, So.)

### STRONGSIDE LINEBACKER

- 53 **Zach McCloud (6-2, 235, Jr.)**
- 34 Charles Perry (6-1, 230, Sr.)

### MIDDLE LINEBACKER

- 55 **Shaq Quarterman (6-1, 235, Jr.)**
- 35 Mike Smith (6-1, 230, R-Sr.)
- 44 Bradley Jennings, Jr. (6-1, 230, So.)

### WEAKSIDE LINEBACKER

- 56 **Michael Pinckney (6-1, 220, Jr.)**
- 35 Mike Smith (6-1, 230, R-Sr.) -OR-
- 17 Waymon Steed (5-11, 220, R-Fr.)

### CORNERBACK

- 28 **Michael Jackson (6-1, 205, Sr.)**
- 6 Jhavonte Dean (6-2, 192, Sr.)

### SAFETY

- 4 **Jaquan Johnson (5-11, 195, Sr.)**
- 5 Amari Carter (6-2, 200, So.)

### SAFETY

- 22 **Sheldrick Redwine (6-1, 205, Sr.)**
- 20 Robert Knowles (6-1, 200, R-Jr.)

### CORNERBACK

- 2 **Trajan Bandy (5-9, 188, So.)**
- 8 DJ Ivey (6-1, 194, Fr.)

## SPECIAL TEAMS

### KICKOFFS/FIELD GOALS

- 21 **Bubba Baxa (6-0, 205, Fr.)**
- 92 Alejandro Cardenas (5-10, 190, R-Sr.) -OR-
- 45 Camden Price (6-1, 170, Fr.)

### PUNTER

- 18 **Zach Feagles (6-2, 220, So.)**
- 43 Jack Spicer (6-3, 220, R-Jr.)

### LONG SNAPPER

- 39 **Jordan Butler (5-9, 205, Sr.)**
- 59 Sam York (6-1, 208, R-Sr.)

### HOLDER

- 43 **Jack Spicer (6-3, 220, R-Jr.)**
- 18 Zach Feagles (6-1, 220, So.)

### PUNT RETURNER

- 4 **Jeff Thomas (5-10, 180, So.) -OR-**
- 13 **DeeJay Dallas (5-10, 220, So.)**

### KICK RETURNER

- 4 **Jeff Thomas (5-10, 180, So.) -OR-**
- 24 **Travis Homer (5-11, 205, Jr.) -OR-**
- 13 **DeeJay Dallas (5-10, 220, So.)**

## PRONUNCIATION GUIDE

#37	Colvin Alford	CALL-vin
#28	Crispian Atkins	KRISS-pee-in
#85	Marco Baeza	bye-EZZ-uh
#2	Trajan Bandy	TRAY-jinn
#50	Venzell Boulware	BULL-ware
#92	Alejandro Cardenas	kar-DAY-nuss
#6	Jhavonte Dean	juh-VONN-tay
#55	Navaughn Donaldson	nuh-VONN
#11	Marquez Ezzard	mar-KEZ EZZ-urd
#3	Gilbert Frierson	FRY-ur-sun
#74	Tyler Gauthier	GAW-thee-air
#44	Realus George, Jr.	REEL-uss
#32	Trayone Gray	TRAY-on
#57	Kai-Leon Herbert	rhymes with "bye"
#75	Zalon'tae Hillery	zuh-LAWN-tay
#4	Jaquan Johnson	juh-KWAN
#77	Jahair Jones	JAI-yare
#34	Elias Lugo-Fagundo	LOO-go fuh-GOON-doh
#79	Bar Milo	MY-low
#83	Evidence Njoku	nuh-JOKE-oo
#94	Tito Odenigbo	oh-DEN-ee-boh
#5	N’Kosi Perry	nuh-KOS-ee
#82	Ahmmmon Richards	AH-mawn
#12	Malik Rosier	ROW-zhur
#17	Waymon Steed	WAYNE-min
#78	Tyree St. Louis	like the city