



CONTACT: Amy (Woodruff) LaBrie, Associate Communications Director  
 O: (305) 284-3241 | C: (813) 410-1194  
 LaBrie@miami.edu | @CanesHoops

2015-16 SCHEDULE

DATE	OPPONENT	RADIO	TV	TIME
Nov. 13	UT Rio Grande Valley	\$	ESPN3	W, 86-59
Nov. 16	Louisiana	^	RSN	W, 93-77

**Puerto Rico Tip-Off**

Nov. 19	vs. Mississippi State	^	ESPN2	W, 105-79
Nov. 20	vs. No. 16 Utah	\$	ESPNU	W, 90-66
Nov. 22	vs. No. 22/20 Butler	\$	ESPN2	W, 85-75
Nov. 27	[15/19] Northeastern	^	ESPN3	L, 77-78
Dec. 1	[21] at Nebraska	^	ESPNU	W, 77-72OT
Dec. 5	[21] Charlotte	\$	ESPN3	W, 88-60
Dec. 8	[17/20] RV Florida	^	ESPN2	W, 66-55
Dec. 19	[15/19] Co. of Charleston	^	FS South	W, 85-63
Dec. 22	[13/16] at La Salle	^	CBS SN	W, 95-49
Dec. 29	[13/15] Princeton	^	ESPN3	W, 76-64

Jan. 2	[13/15] Syracuse	\$	ACCN	W, 64-51
Jan. 9	[12/11] Florida State	\$	ESPN2	W, 72-59
Jan. 12	[8/9] at #13/11 Virginia	\$	ESPNU	L, 58-66
Jan. 16	[8/9] at Clemson	\$	ACCN	L, 65-76
Jan. 20	[15/14] at Boston College	\$	RSN	W, 67-53
Jan. 23	[15/14] Wake Forest	\$	ACCN	W, 77-63
Jan. 25	[15/13] No. 24/20 Duke	\$	ESPN	W, 80-69
Jan. 30	[15/13] at RV NC State	\$	ACCN	L, 69-85
Feb. 3	[17/15] RV Notre Dame	\$	ESPN2	W, 79-70
Feb. 7	[17/15] at Georgia Tech	\$	ESPNU	W, 75-68
Feb. 9	[12/11] -/RV Pittsburgh	^	ESPNU	W, 65-63
Feb. 14	[12/11] at Florida State	\$	ESPNU	W, 67-65
Feb. 17	[11/10] Virginia Tech	\$	RSN	9 p.m.
Feb. 20	[11/10] at No. 5/4 UNC	\$	CBS	1 p.m.
Feb. 22	No. 7/8 Virginia	\$	ESPN	7 p.m.
Feb. 27	No. 18/- Louisville	^	ACCN	2 p.m.
March 2	at No. 19/18 Notre Dame	\$	ESPN2	7 p.m.
March 5	at Virginia Tech	\$	ACCN	4 p.m.

**ACC Tournament, Washington, D.C.**

March 8-12 ESPN/E2/EU

Game times listed in ET and subject to change.

Home games played in the BankUnited Center

[] Miami's AP / USA TODAY ranking

RSN - Regional Sports Network ACCN - ACC Network

\$ 560 WQAM Radio ^ WHIM 1080 Radio

All ACC games on ESPN will also be available on WatchESPN

All ACC games on ACCN or RSN will also be available on ESPN3

**MIAMI HISTORY & RECORDS**

The Canes' stats, notes and almanac are online at:  
<http://goacan.es/mbbnotes>.



**11/10 MIAMI HURRICANES**  
 20-4 (9-3)

**LEADERS Points per Game**  
 Sheldon McClellan, 16.3  
 Newton/Rodriguez, 11.4

**Rebounds per Game**  
 Tonye Jekiri, 9.8

**Assists per Game**  
 Angel Rodriguez, 4.5

**VIRGINIA TECH HOKIES**  
 13-12 (5-7)

**LEADERS Points per Game**  
 Zach LeDay, 15.6  
 Seth Allen, 14.0

**Rebounds per Game**  
 Zach LeDay, 8.1

**Assists per Game**  
 Justin Robinson, 2.7

**SETTING THE SCENE**

Feb. 17, 2016 | 9 p.m.  
 BankUnited Center | Coral Gables, Fla.

**TV:** FOX Sports South  
**Radio:** 560 WQAM | Sirius 106 | XM 203  
**Web:** ESPN3

Coach Jim Larrañaga ranks in the top 60 on the list of winningest coaches all-time, and top 15 amongst active coaches vs. major schools. After leading Miami to the 2013 NCAA Sweet 16 and winning the school's first ACC regular season and tournament championships, Larrañaga was honored as the AP, Naismith, USBWA Henry Iba, Adolph Rupp Cup and ACC Coach of the Year.



**THE GAME**

No. 11/10 Miami hosts Virginia Tech Wednesday, Feb. 17 at 9 p.m. in the BankUnited Center, in the first of two meetings between the teams.

**THE BROADCASTS**

Catch the game on RSN with Wes Durham and Jason Capel on the call. Affiliates include: FOX Sports South, FOX Sports Carolinas, FOX Sports Sun, FOX Sports Midwest Plus, FOX Sports Indiana Plus, Comcast SportsNet Mid-Atlantic, YES, NESN, ROOT Sports Pittsburgh, SportsTime Ohio, FOX Sports Detroit, FOX Sports North Plus, FOX Sports Wisconsin - Delay - Thu 2/18 at 2pm ET/1pm CT, FOX Sports Southwest Plus, FOX Sports Arizona, FOX Sports San Diego, FOX Sports Prime Ticket, ROOT Sports Rocky Mtn. - Same Day Delay - 12am ET/10pm MT, ROOT Sports Northwest - Same Day Delay - 2am ET/11pm PT.

Also check out the game on 560 WQAM radio with Joe Zagacki, the Voice of the Hurricanes.

**THE COACH**

Head coach Jim Larrañaga has a 581-387 overall record in his 32nd season as a head coach. He is 111-53 in his fifth season at the University of Miami, with a 50-32 mark in ACC play.

**THE POLLS** (as of Feb. 15)

AP: Miami -11, Virginia Tech - NR USA TODAY: Miami - 10, Virginia Tech - NR

KenPom.com: Miami - 12, Virginia Tech - 106 NCAA RPI: Miami -9, Virginia Tech - 121

Miami's 13-consecutive weeks in the polls top the school record of 12 from 2001-02.

UM has been ranked in the AP's top 15 for 10 weeks this season, tying the school record 1959-60 season, and topping the 2012-13 season.

The Canes are ranked 12-or-better in the AP for the fourth time this season, 11th time under Coach L, 15th time since 1985-86 and 22nd time since 1959-60.

**THE WEATHER**

Game day temperatures: Coral Gables - 81/57; Blacksburg, Va., - 41/25.

**THE SERIES**

Miami is 17-12 in the all-time series against Virginia Tech, which dates back to the 2000-01 season. The Canes are 8-4 at home against the Hokies, 6-6 on the road and 3-2 at neutral sites. UM is 7-2 against VT under Coach L. Miami won the last matchup with Virginia Tech, defeating the Hokies, 59-49, on Mar. 11, 2015 at the Greensboro Coliseum in Greensboro, N.C.

**THE NOTE**

Senior guard Sheldon McClellan is the most efficient offensive player in the country among players used in 20 percent of possessions, according to KenPom.com on Feb. 15. McClellan has posted the ninth-best shooting percentage (51.9%) in the country among guards, and has the top shooting percentage among guards in the ACC, according to stats on NCAA.org on Feb. 15. McClellan's 2-point shooting percentage is 60.3 percent this season.

**CANES IN THE POLLS IN 2015-16**

	AP	USA TODAY	NCAA RPI
Preseason	RV (48)	RV (11)	
11/16	RV (37)	RV (2)	
11/23	15	19	
11/30	21	21	
12/7	17	20	36
12/14	15	19	33
12/21	13	16	16
12/28	13	15	16
1/4	12	11	15
1/11	8	9	15
1/18	15	14	17
1/25	15	13	14
2/1	17	15	16
2/8	12	11	14
2/15	11	10	9

**MIAMI IN THE AP POLL**

Current streak	All-Time Top 15	Top 25
13 weeks*	35	66

\*previous school record was 12-straight weeks in 2001-02

2015-16 ROSTER

NAME	YR.	POS.	HT.	WT.	HOMETOWN   PREVIOUS SCHOOL (S)
<b>0 Ja'Quan Newton</b>	<b>So.</b>	<b>G</b>	<b>6-2</b>	<b>180</b>	<b>Philadelphia, Pa. / Neumann-Goretti HS</b> Knack for getting into the lane off the dribble ... Improved defensively over the summer ... Reserve point guard.
<b>3 Anthony Lawrence, Jr.</b>	<b>Fr.</b>	<b>G</b>	<b>6-7</b>	<b>210</b>	<b>St. Petersburg, Fla. / Lakewood Senior</b> Athletic and can attack the basket with authority ... Son of a high school coach ... PG in high school, small forward at Miami.
<b>5 Davon Reed</b>	<b>Jr.</b>	<b>G</b>	<b>6-6</b>	<b>210</b>	<b>Ewing, N.J. / Princeton Day School (N.J.)</b> 2015 NIT All-Tournament Team ... Can knock down a three or take it to the rim with authority ... Guards multiple positions.
<b>10 Sheldon McClellan</b>	<b>RSr.</b>	<b>G</b>	<b>6-5</b>	<b>200</b>	<b>Houston, Texas / Texas / Bellaire</b> Jerry West Award, Naismith Trophy and Robertson Trophy watch lists ... 2015 NIT All-Tournament Team ... 2015 ACSMA All-ACC H.M.
<b>12 James Palmer</b>	<b>So.</b>	<b>G</b>	<b>6-5</b>	<b>202</b>	<b>Washington, D.C. / St. John's College HS</b> Can play positions 1-4 ... Good pull-up jumper and can make 3-pointers ... Knocked down 5-of-5 3-point attempts at Virginia Tech in 2015.
<b>13 Angel Rodriguez</b>	<b>RSr.</b>	<b>G</b>	<b>5-11</b>	<b>185</b>	<b>Cupey, P.R. / Kansas State / Dr. Krop HS</b> Puerto Rico Tip-Off MVP ... 2015 ACSMA All-ACC H.M. ... Floor general ... Vocal and physical leader.
<b>15 Ebuka Izundu</b>	<b>Fr.</b>	<b>C</b>	<b>6-10</b>	<b>210</b>	<b>Charlotte, N.C. / Victory Christian Center / Nigeria</b> 6-foot-10-inches tall, with 7-3 wingspan ... Great touch around the basket ... Moved to U.S. in 2013 to pursue basketball career.
<b>20 Mike Robinson</b>	<b>Fr.</b>	<b>G</b>	<b>5-10</b>	<b>170</b>	<b>New Britain, Conn. / New Britain HS</b> Team's student manager turned walk on ... Played basketball, football and was on track team in high school ... Good quickness.
<b>21 Kamari Murphy</b>	<b>RJr.</b>	<b>F</b>	<b>6-8</b>	<b>220</b>	<b>Brooklyn, N.Y. / Oklahoma State / IMG / Lincoln HS</b> Explosive athlete with pogo-stick type hops ... Takes pride in defense ... Can guard positions 1-5 ... Great straight-line driver.
<b>23 Tonye Jekiri</b>	<b>Sr.</b>	<b>C</b>	<b>7-0</b>	<b>248</b>	<b>Hialeah, Fla. / Champagnat Catholic School / Nigeria</b> ACC Player of the Week, Nov. 23 ... Led league with 10.9 rebounds in ACC games and 9.9 rpg in all games, 2015 ... ACC All-Defensive Team.
<b>33 Ivan Cruz Uceda</b>	<b>Sr.</b>	<b>F</b>	<b>6-10</b>	<b>217</b>	<b>Madrid, Spain / Harcum College (Pa.)</b> Transformed body losing 20 pounds and dropping body fat from 24% to 9% in summer of 2015 ... Inside-outside player ... Great shooter.
<b>35 Chris Stowell</b>	<b>So.</b>	<b>F</b>	<b>6-6</b>	<b>190</b>	<b>Exeter, N.H. / Tilton School (N.H.) / Exeter HS</b> Walk on with good athleticism ... Continuously improving his strength ... Speaks English, Spanish, some Italian, Russian, Chinese & Hebrew.

REDSHIRT (Will sit 2015-16 season after transferring from San Jose State)

<b>1 Rashad Muhammad*</b>	<b>Jr.</b>	<b>G</b>	<b>6-6</b>	<b>160</b>	<b>Las Vegas, Nev. / San Jose State / Bishop Gorman HS</b> Big-time scorer with deep range ... Led SJSU in scoring two-straight seasons, 13.9 ppg as a sophomore and 13.2 ppg as a rookie.
---------------------------	------------	----------	------------	------------	---

LARRAÑAGA BY THE NUMBERS

5 - Coach Jim Larrañaga is one of five ACC coaches with a Final Four appearance to his credit. In 2006, Larrañaga became the first coach at a mid-major school to take his team to the NCAA Final Four in 27 years.

6 - In 31 years of coaching, Jim Larrañaga has a winning record in the NCAA Tournament, a 7-5 mark in six appearances.

7 - Larrañaga is no stranger to the ACC. In his seven seasons as an assistant coach at Virginia, the Cavaliers participated in the NCAA Final Four in 1981 and 1984, won three ACC Championships and finished in the Top 5 of the rankings.

10 - The 2015-16 marks the 10th anniversary of Larrañaga's Cinderella run to the 2006 NCAA Final Four with George Mason. Both associate head coach Chris Caputo and director of operations James Johnson were on that GMU staff.

15 - Larrañaga has made 15 postseason appearances in the past 26 years, including six NCAA tournaments.

32 - Larrañaga is in his 32nd year as a head coach and has successfully transitioned three institutions into successful programs: Miami, Bowling Green and George Mason.

500 - Coach L is one of five ACC coaches with 500 or more wins.

LARRAÑAGA - WHY MIAMI?

Along with returning to the best basketball conference in the country, Coach L had a few personal reasons for accepting the head coaching job at Miami. Coach's grandfather was from Cuba, where he produced the Larrañaga [lare-en-YAH-ga] cigar. Coach's father was raised in Key West before moving to The Bronx, N.Y., getting married and raising six children. Coach L was raised in The Bronx, but vacationed to Florida as a boy. He also has owned a house in Sarasota - which he bought from Dick Vitale's daughter - and three of his siblings have retired to Florida.

LAST TIME OUT - #12/11 MIAMI 67, FLORIDA STATE 65

Sheldon McClellan scored 20 points and No. 12 Miami fought off a second-half rally from Florida State to win 67-65 on Sunday night. The Hurricanes led by four with less than a minute remaining when Dwayne Bacon's 3-pointer brought the Seminoles to 66-65. After Davon Reed missed a 3, Florida State had a chance to go ahead but Devon Bookert was short on a 3-pointer from the corner. Ja'Quan Newton hit one of two free throws for Miami, leaving Florida State one last chance, but Malik Beasley missed a 30-footer that would have won it. Reed had 14 points and Angel Rodriguez scored 11 for the Hurricanes (20-4, 9-3 Atlantic Coast Conference), who secured their fourth 20-win season in Jim Larrañaga's five years as coach. Bookert led Florida State (16-9, 6-7) with 14 points, and Xavier Rathan-Mayes had 12. Bacon and Beasley, who came into the game averaging a combined 33.2 points as the ACC's top freshman duo, were held to 15 — nine for Bacon. Miami jumped out to an 11-2 lead and was up by seven before Florida State scored eight straight points — consecutive 3-pointers by Benji Bell and Terance Mann's jumper — to take a 15-14 advantage with 10:13 remaining. After the score was tied at 17, the Hurricanes regained control with a 17-5 run and built their largest lead of the half (34-22) with 1:49 remaining. Tonye Jekiri's layup gave Miami its biggest lead (39-26) before Florida State started coming back. After trailing 45-36, the Seminoles made a 14-5 run to tie it at 50 on Bookert's 3-pointer with 8:44 remaining. Florida State, though, was never able to regain the lead.

PRONUNCIATIONS

Players	
33 Ivan Cruz Uceda	E-von Cruise Ew-say-duh
15 Ebuka Izundu	E-boo-kuh E-zoon-do
23 Tonye Jekiri	Tahn-yay Jah-kEEr-EE
21 Kamari Murphy	Kuh-mar-EE
0 Ja'Quan Newton	Juh-Quan
5 Davon Reed	Day-von
35 Chris Stowell	Stole

Coaches

Jim Larrañaga	LARE-uh-NAY-guh
Chris Caputo	Ca-poo-toe

Locations

Cupey, P.R.	kew-pay
Champagnat School	schomp-un-yaht

CLASS BREAKDOWN

<b>Seniors</b>	Ivan Cruz Uceda, Tonye Jekiri, Sheldon McClellan, Angel Rodriguez
<b>Juniors</b>	Kamari Murphy, Davon Reed, Rashad Muhammad (RS)
<b>Sophomores</b>	Ja'Quan Newton, James Palmer, Chris Stowell
<b>Freshmen</b>	Ebuka Izundu, Anthony Lawrence, Mike Robinson

GEOGRAPHIC BREAKDOWN

<b>Nigeria</b>	Tonye Jekiri Ebuka Izundu
<b>Puerto Rico</b>	Angel Rodriguez
<b>Spain</b>	Ivan Cruz Uceda
<b>United States</b>	
<b>Connecticut</b>	Mike Robinson
<b>Florida</b>	Anthony Lawrence, Jr.
<b>Nevada</b>	Rashad Muhammad
<b>New Hampshire</b>	Chris Stowell
<b>New Jersey</b>	Davon Reed
<b>New York</b>	Kamari Murphy
<b>Pennsylvania</b>	Ja'Quan Newton
<b>Texas</b>	Sheldon McClellan
<b>Washington, D.C.</b>	James Palmer

PRESEASON

October 2015

1. North Carolina	North Carolina	10-2	21-4
2. Virginia	<b>Miami</b>	<b>9-3</b>	<b>20-4</b>
3. Duke	Virginia	9-4	20-5
4. Notre Dame	Notre Dame	9-4	18-7
<b>5. Miami</b>	Duke	8-4	19-6
6. Florida State	Louisville	8-4	19-6
7. Louisville	Syracuse	8-5	18-8
8. NC State	Clemson	8-5	15-10
9. Syracuse	Pitt	6-6	17-7
10. Pitt	Florida State	6-7	16-9
11. Wake Forest	Virginia Tech	5-7	13-12
12. Clemson	Georgia Tech	3-9	13-12
13. Georgia Tech	NC State	3-9	13-12
14. Virginia Tech	Wake Forest	1-12	10-15
15. Boston College	Boston College	0-12	7-18

ACC RANKINGS

Feb. 15, 2016

**SERIES VS. VIRGINIA TECH**

Overall	Miami leads 17-12
Games at Miami	8-4
Games at Virginia Tech	6-6
Games on neutral courts	3-2
Current streak	Miami won 4
Last meeting	Mar. 11, 2015, W, 59-49
Last Miami win	Mar. 11, 2015, 59-49
Last Virginia Tech win	Feb. 15, 2014, 52-45
Larrañaga at UM vs. Virginia Tech	7-2
Larrañaga all-time vs. Virginia Tech	7-2

**MIAMI AS A RANKED TEAM VS. OPPONENTS**

Ranked by either or both polls

**WHILE RANKED IN TOP 25 ALL-TIME**

Overall	94-39
Overtime + 2OT	5-1
Single Overtime	4-1
Double Overtime	1-0

**WHILE RANKED SINCE REBIRTH (1985-86)**

Overall	76-33
Overtime + 2OT	3-1
Single Overtime	2-1
Double Overtime	1-0

**WHILE RANKED SINCE JOINING ACC ('04-05)**

Overall	46-19
Overtime + 2OT	1-1
Single Overtime	1-1
Double Overtime	0-0
In top 5	12-4
In top 15 (in at least one poll)	27-9

**WHILE RANKED UNDER COACH L**

Overall	35-12
Overtime + 2OT	1-0
Single Overtime	1-0
Double Overtime	0-0
In top 5	12-4
In top 15 (in at least one poll)	27-9

**EYEING MILESTONES - UM RECORD BOOK**

**Career Blocks**

1. Contantin Popa, 1991-95	263
7. Dennis Burns, 1985-89	123
<b>8. Tonye Jekiri, 2012-p</b>	<b>119</b>

**Career Rebounds**

6. Eric Brown, 1985-89	855
7. Reggie Johnson, 2009-13	842
<b>8. Tonye Jekiri, 2012-p</b>	<b>836</b>

**20-POINT GAMES IN 2015-16**

27 - Sheldon McClellan vs. #16 Utah, 11-20-15
24 - Sheldon McClellan vs. Florida, 12-8-15
22 - Sheldon McClellan at Georgia Tech, 2-7-16
22 - Sheldon McClellan vs. Syracuse, 1-2-16
21 - Sheldon McClellan vs. #24/20 Duke, 1-25-16
21 - Sheldon McClellan vs. Florida State, 1-9-16
20 - Sheldon McClellan at Florida State, 2-15-16
20 - Tonye Jekiri vs. #16 Utah, 11-20-15
20 - Ja'Quan Newton vs. Charleston, 12-19-15
20 - Ivan Cruz Uceda at La Salle, 12-22-15

**DOUBLE-DOUBLES IN 2015-16**

**Tonye Jekiri**

20p, 12r - vs #16 Utah, 11-20-15
12p, 12r - vs. #22/20 Butler, 11-22-15
10p, 14r - at La Salle, 12-22-15
10p, 10r - vs. Pittsburgh, 2-9-16

**Angel Rodriguez**

13p, 11a - vs. Duke, 1-25-16
------------------------------

**RODRIGUEZ HANDING OUT 7.0 ASSISTS PER GAME**

In the past six games, point guard Angel Rodriguez has recorded 7.0 assists per game with just 1.3 turnovers per outing. Against Duke, he tallied 11 assists with just one miscue, and against Pitt, he recorded eight dimes. In those six games, he has also averaged 11.3 points and 3.3 rebounds in 29.8 minutes, while hitting 42.9 percent from the field and 81.8 percent at the line.

**MCCLELLAN MOST EFFICIENT PLAYER IN THE NATION**

Sheldon McClellan is the most efficient offensive player in the nation, among players with 20 percent-or-more possessions used, according to KenPom.com. He is also the sixth-most efficient player in the ACC overall, and No. 10 in the nation. McClellan is third in the ACC in 2-point field goal percentage (61.1), fourth in true shooting percentage (63.7) and 10th in free throw percentage (85.9). He is also ninth in the ACC in turnover rate (10.9).

The Houston native is currently on three national player of the year midseason watch lists: Naismith Trophy Men's College Player of the Year, Oscar Robertson Trophy for Men's National Player of the Year and Jerry West Shooting Guard of the Year Award.

**CANES 11TH IN NATION IN FT PERCENTAGE**

Miami ranks 12th in the nation in free throw percentage, connecting on 414-of-546 (75.8%) shots at the free throw line. UM averages 17.3 points per game at the line, and has posted a +11.5 scoring margin overall this season. The Canes have drawn 470 fouls, while committing only 403, which ranks UM No. 17 in the country in fewest fouls. Opponents have just 396 attempts at the charity stripe.

**NEWTON BEST SIXTH MAN IN THE COUNTRY**

Dick Vitale has lauded Miami sophomore Ja'Quan Newton as the "best sixth man in the country." Newton has immensely improved his stats from last year, and has scored in double digits 18 times this season.

	GP	PPG	FG%	3FG	FT%	10+Pts	Reb	Ast	MPG	Stl
<b>2015-16</b>	24	11.4	48.4	9/24	73.9	18	64	61	22.5	22
<b>2014-15</b>	34	4.0	40.5	4/10	64.1	4	43	47	13.5	8

In Miami's nine ACC victories Newton has averaged 12.0 points and 2.3 assists per game, hitting 51.4 percent from the field. In the Canes' three losses he has put up 8.0 points and 1.3 assists per outing, knocking down 30.8 percent of his shots.

**FOUR IN A ROW FOR THE CANES**

Miami has won four league games in a row, the longest winning streak in ACC play since the 2012-13 season. UM is outscoring opponents by just 5.0 ppg in those four games, including two-straight two-point victories. The Canes won their first five ACC games by 13.0 points per game, with the closest margin an 11-point win over Duke.

**MCCLELLAN CLOSING IN ON 1,000 POINTS AT MIAMI**

Sheldon McClellan has tallied 941 points in 62 games at Miami. Added to his 843 points at Texas, he is also closing in on 2000 career points.

**MIAMI POSTS 20-WIN SEASON**

Coach Jim Larrañaga has posted his fourth 20-win season in five years at the U, and his 10th career 20-win season. This is Miami's seventh 20-win season since joining the ACC for the 2004-05 campaign. Larrañaga is just the second coach in Miami history with four 20-win seasons, joining Bruce Hale (1954-67).

**NINE ACC WINS FOR THE FOURTH TIME UNDER COACH L**

Just 12 games into the league schedule, Miami has won nine games in ACC play. In five seasons under Coach Jim Larrañaga, the Canes have won seven-or-more ACC games each season. Prior to the arrival of Coach L, Miami had never won nine ACC games in a season.

**JEKIRI ON THE BOARDS**

In 128 games at Miami senior Tonye Jekiri has grabbed 836 rebounds, eighth-most in Miami history. He has improved his rebounds per game from 1.6 as a rookie to 9.8 as a senior. He also has grabbed double-digit rebounds in 37 games over the past two seasons (61 games played), after doing so just three times in his first 67 outings.

Year	GP	RPG	High	10+	12+	15+	Year	GP	RPG	High	10+	12+
2015-16	24	9.8	17	15x	8x	1x	2013-14	33	5.5	13	3x	2x
2014-15	37	9.9	17	21x	12x	7x	2012-13	34	1.6	5	--	--

**MCCLELLAN IN THE SECOND HALF**

In both his junior and senior campaigns at Miami, Sheldon McClellan has picked up his scoring in the second half of games.

2015-16	PPG	FG%	3FG%	FT%	ACC: PPG	FG%	3FG%	FT%
1st	6.9	49.2	33.3	83.8	6.7	48.3	32.0	77.8
2nd	9.4	54.7	45.8	88.4	10.5	50.0	35.5	88.7
2014-15	2014-15 ACC							
1st	5.7	43.1	27.6	78.0	5.6	40.5	31.0	86.4
2nd	8.6	53.7	44.3	83.9	8.1	52.1	38.2	81.4

**UM SINCE JOINING THE ACC IN 2004-05**

Season	Overall	ACC	ACC W-L	Rank/Seed	ACC T	Post Season
2004-05	16-13	7-9	t6 / 6	0-1	NIT	0-1
2005-06	18-16	7-9	t7 / 8	1-1	NIT	2-1
2006-07	12-20	4-12	12 / 12	1-1		
2007-08	23-11	8-8	t5 / 5	1-1	NCAA	1-1
2008-09	19-13	7-9	t7 / 9	0-1	NIT	1-1
2009-10	20-13	4-12	12 / 12	2-1		
2010-11	21-15	6-10	9 / 9	1-1	NIT	2-1
2011-12	20-13	9-7	t4 / 6	1-1	NIT	1-1
2012-13	29-7	15-3	1 / 1	3-0	NCAA	2-1
2013-14	17-16	7-11	10 / 10	1-1		
2014-15	25-13	10-8	6 / 6	1-1	NIT	4-1
2015-16	20-4	9-3				

**SINCE THE ARRIVAL OF COACH L IN 2011-12 ...**

(only includes teams while in the ACC, not with previous conference affiliations)

**(AS OF 2014-15 STATS)**

- Miami won ACC regular season and ACC tournament championships in 2013.
- Miami has 29 overall road wins, the most in the conference, leading 28 from North Carolina and Virginia and 26 from Duke.
- Miami has posted a 7-5 combined record against Duke (3-2) and North Carolina (4-3).
- Miami has the fourth-most ACC wins (41) in league play, behind Duke (55), Virginia (52) and North Carolina (50).
- Miami has the fourth-most ACC road wins (19) in league play, behind Duke (24), North Carolina (23) and Virginia (21).
- Miami is tied for the fourth-most ACC home wins (22), behind Duke and Virginia (31), North Carolina (27) and tied with Florida State and NC State (22).
- Miami is one of four schools with six or more wins in the ACC Tournament: North Carolina 7, NC State 7, Miami 6, Florida State 6.
- Miami is one of six ACC schools with a winning record in the NCAA tournament: Duke, Louisville, Miami, North Carolina, NC State, Notre Dame.
- Miami's seeds in the ACC Tournament have been No. 1, No. 6 (2x) and No. 10.
- Miami is one of 10 ACC teams to make an NCAA tournament appearance.
- Miami played in the championship game of the NIT in 2015.
- One ACC Coach of the Year, one ACC Player of the Year, ACC Defensive Player of the Year, one ACC Tournament MVP, four ACC All-Tournament, one first-team All-ACC, one second-team All-ACC, three third-team All-ACC, five honorable mention All-ACC, one ACC All-Rookie Team and four ACC All-Defensive Team selections.
- Miami has the most lopsided win over Duke (27 points) and second-most lopsided wins over Boston College (27 points), North Carolina (26 points) and Florida State (24 points) of any ACC team.
- Miami has won eight ACC games by 20 or more points: Boston College (27, 22, 22 and 21), Duke (27), North Carolina (26), Florida State (24) and Virginia Tech (24).

**IN THE FOUR YEARS PRIOR TO THE ARRIVAL OF COACH L (2007-11) ...**

- Miami posted the ninth-most ACC wins (25) in the league, ahead of NC State (20), Virginia (21) and Georgia Tech (21).
- Miami recorded 83 overall wins, tied for sixth-most in the ACC.
- Miami's seeds in the ACC Tournament were No. 5, No. 9 (2x) and No. 12.
- Miami was 1-12 combined against Duke and UNC.
- Miami had one first-team All-ACC, one third-team All-ACC, one honorable mention All-ACC, one ACC All-Rookie Team and one ACC Tournament Team selection.



**UM COMMUNICATIONS**

**MBB Contact** Amy (Woodruff) LaBrie  
Associate Director of Communications  
**Work/Cell** (305) 284-3241 / (813) 410-1194  
**E-mail** LaBrie@miami.edu  
**Ass't AD for Communications** Tom Symonds  
**Website** www.HurricaneSports.com

**2015-16 UM QUICK FACTS**

**Location** Coral Gables, Fla.  
**Stadium** BankUnited Center  
**Press Row** 305-284-2111  
**Capacity** 7,972  
**Enrollment** 16,188  
**Founded** 1925  
**Colors** Orange, Green, White  
**Nickname** Hurricanes  
**Mascot** Sebastian the Ibis  
**Conference** Atlantic Coast  
**President** Dr. Julio Frenk  
**Director of Athletics** Blake James  
**Address** 5821 San Amaro Drive  
Coral Gables, FL 33146

**2014-15 Overall Record** 25-13  
**Home/Away/Neutral** 12-6 / 8-4 / 5-3  
**2014-15 ACC Record / Finish** 10-8 / t-6th  
**Scholarship Players Returning / Lost** 7 / 3  
**Newcomers** 3

**Head Coach** Jim Larrañaga  
**Alma Mater** Providence, 1971  
**Record at UM** 111-53 / 5th season  
**Overall Record** 581-387 / 32nd season

Chris Caputo Westfield (Mass.) State, '02  
Jamal Brunt Randolph-Macon, '03  
Adam Fisher Penn State, '06, '09  
James Johnson Director of Operations  
Jaime Vathielil Assoc. Director of Operations  
Jason Robey Athletic Trainer  
Steve Felde Strength & Conditioning Coach

**HISTORY**

**First Season of Basketball** 1926  
**Overall All-Time Record** 983-723  
**Year UM Joined ACC** 2004-05  
**NCAA Appearances** Seven (6-7)  
1960, 1998, 1999, 2000, 2002, 2008, 2013  
**Last NCAA Appearance** L, 71-61  
Sweet 16 vs. Marquette, 2013  
**NIT Appearances** 12 (11-12)  
1961, 1963, 1964, 1995, 1997,  
2001, 2005, 2006, 2009, 2011, 2015  
**Last NIT Appearance (2011)** L, 66-64 (ot)  
Championship vs. Stanford, 2015

**COMMUNICATIONS POLICIES**

All interview requests for assistant coaches or athletics department staff members must be approved and cleared by Amy (Woodruff) LaBrie in the UM Communications office. Credential requests are taken via e-mail to LaBrie (LaBrie@miami.edu). Any misuse of credentials will result in removal from the BankUnited Center and the permanent voiding of the credential. The UM locker room is closed at all times. For home games, Coach L and at least one Hurricane player will report to the media room for interviews following the opposing team's press conference.

**QUICK HITS - ACC GAMES ONLY**

- Miami's bench has scored 19.0 points per game, including 33 vs. Wake Forest and 30 vs. Notre Dame.  
- The Canes have scored 30.7 points per game in the paint, including 42 paint points against both Duke and Boston College.  
- Four Hurricanes are averaging at least 10.0 points per game.  
- Five Canes pull down at least 3.0 rebounds per game.  
- Six players are averaging at least 23.0 minutes per game.

**IN ACC GAMES**

- Ja'Quan Newton has scored in double digits in eight of 12 games. He has an assist in every game, and multiple assists in eight games. He has grabbed four-plus rebounds in seven games.  
- Anthony Lawrence, Jr. has recorded at least one block in four of the last five games. He has scored in four-straight games after scoring only four total points over two games the first eight ACC outings.  
- Davon Reed has scored in double digits in eight outings. He has hit a 3-pointer in eight games, and multiple threes in six contests. He has grabbed four-or-more rebounds in 10 outings. He has a steal in nine of the last 11 games.  
- Sheldon McClellan has scored 10+ in all 12 ACC outings. He has drained at least two shots from long range in five-straight games. He has an assist in nine games and multiple handouts in seven outings. He has a steal in seven games, with three in three outings. McClellan has hit four-or-more free throws in eight games.  
- Angel Rodriguez has 42 assists combined in the past six games. He has three-or-more assists in 10 outings. He has scored in double digits eight times. Rodriguez has five-plus steals twice. He has hit multiple threes in six outings.  
- Kamari Murphy has grabbed five-or-more rebounds in eight games.  
- Tonye Jekiri grabbed double-digit rebounds seven times. Jekiri has played at least 25 minutes in all 12 league games.

**INDIVIDUAL QUICK HITS IN ALL GAMES**

- Ja'Quan Newton has scored double-digit points in 18 games after only scoring 10+ in four games as a rookie. He has already scored 274 points as a sophomore, after tallying 135 points in 34 games a season ago.  
- After scoring four points in seven ACC appearances (39 total minutes), Anthony Lawrence, Jr. notched 18 points vs. Notre Dame in 21 minutes.  
- Sheldon McClellan has scored 20+ points in seven outings and 14+ points in 18 games. He has scored 10+ in every ACC game, and 20+ in five league outings.  
- Tonye Jekiri has pulled down at least 10 rebounds in 15 games, including eight games with 12-or-more.

**DOUBLE-DOUBLES**

**Tonye Jekiri**  
12p, 10r - vs Providence, 12-22-14  
13p, 15r - Boston College, 01-10-15  
10p, 10r - at #4/4 Duke, 01-13-15  
13p, 15r - at Syracuse, 01-24-15  
10p, 10r - #9/8 Louisville 02-03-15  
12p, 15r - at Boston College, 02-16-15  
15p, 15r - Virginia Tech, 02-18-15  
13p, 15r - at #12 Louisville, 02-21-15  
12p, 11r - Florida State, 02-25-15  
10p, 11r - at Pittsburgh, 03-04-15  
11p, 11r - vs. Notre Dame, 03-12-15  
20p, 12r - vs #16 Utah, 11-20-15  
12p, 12r - vs. #22/20 Butler, 11-22-15  
10p, 14r - at La Salle, 12-22-15  
10p, 10r - vs. Pittsburgh, 2-9-16

**Sheldon McClellan**  
31p, 11r - at Charlotte, 11-25-14  
16p, 10r - NC State, 01-22-15  
16p, 11 r - vs. Temple, 03-31-15  
**Davon Reed**  
10p, 12r - at Richmond, 03-24-15  
**Angel Rodriguez**  
13p, 11a - vs. #24/20 Duke, 1-25-16

**20-POINT GAMES BY CURRENT PLAYERS**

31 - Sheldon McClellan at Charlotte, 11-25-14  
27 - Sheldon McClellan vs. #16 Utah, 11-20-15  
25 - Angel Rodriguez vs Florida State, 2-25-15  
25 - Angel Rodriguez vs #3 Virginia, 1-3-15  
24 - Sheldon McClellan vs. Florida, 12-15-15  
24 - Sheldon McClellan at Boston College, 2-16-15  
24 - Angel Rodriguez at #4 Duke, 1-13-15  
24 - Angel Rodriguez at #8/7 Florida, 11-17-14  
22 - Sheldon McClellan at Georgia Tech, 2-7-16  
22 - Sheldon McClellan vs. Syracuse, 1-2-16  
21 - Sheldon McClellan vs. #24/20 Duke, 1-25-16  
21 - Sheldon McClellan vs. Florida State, 1-9-16  
21 - Sheldon McClellan vs Virginia Tech, 2-18-15  
20 - Tonye Jekiri vs. #16 Utah, 11-20-15  
20 - Sheldon McClellan at Pittsburgh, 3-4-15  
20 - Ja'Quan Newton vs. Co. of Charleston, 12-19-15  
20 - Ivan Cruz Uceda at La Salle, 12-22-15  
20 - Sheldon McClellan at Florida State, 2-15-16

**FIRSTS UNDER JIM LARRAÑAGA AT MIAMI**

First game: Nov. 11, 2011 vs. Tennessee Tech. W, 69-58.  
First starting lineup: Malcolm Grant, Durand Scott, Garrius Adams, Erik Swoope, Kenny Kadji.  
First opening tip: Miami - Kenny Kadji.  
First UM FG: 18:38, Durand Scott, 3-pointer.  
First lead: 18:38, 3-0.  
First halftime score: Tennessee Tech 32, Miami 27.  
First win: Nov. 11, 2011. Miami 69, Tennessee Tech 58.  
Attendance at first game: 3,600.  
First loss: Nov. 25, 2011 at Ole Miss, 64-61 (OT).  
First road win: Dec. 22, 2011 at Charlotte, 76-61.  
First ACC game: Jan. 7, 2012 at Virginia, L, 52-51.  
First ACC win: Jan. 18, 2012 vs. Clemson, 76-73.  
First ACC regular season title: 2012-13.  
First NIT championship game appearance: April 2, 2015.

**JIM LARRAÑAGA = PROGRAM CHANGER**

**In Coach L's Four Seasons at Miami ...**

- ACC Regular Season and Tournament Championships
- .650 winning percentage
- Three 20-win seasons in four years
- Three postseason appearances with seven victories
- 15 ACC wins in 2013
- One All-American

**Seven Seasons before Coach L at UM ...**

- .561 winning percentage
- Best conference finish was fifth place
- One NCAA Tournament appearance
- Most ACC wins in a season was eight

**In Coach L's 14 Seasons at George Mason ...**

- .626 winning percentage
- 13-straight winning seasons
- A Final Four appearance
- Five trips to the NCAA Tournament
- Nine postseason appearances
- First national ranking
- First appearance in top 10
- First wins over top 10 teams
- Winningest coach in league history

**Seven Seasons before Coach L at GMU...**

- .340 winning percentage
- Seven-straight losing seasons
- Zero postseason appearances
- Worst team in the CAA

**PRO CANES**

James Jones Cleveland Cavaliers (NBA)  
Shane Larkin Brooklyn Nets (NBA)  
Jimmy Graham Seattle Seahawks (NFL)  
Erik Swoope Indianapolis Colts (NFL)  
Adrian Thomas Bakersfield Jam (D-League)

Garrius Adams STB Le Havre (France)  
Brian Asbury JL Bourg (France)  
Rion Brown Basic-Fit Brussels (Belgium)  
Guillermo Diaz Capitanes de Arecibo (Puerto Rico)  
Julian Gamble Basic-Fit Brussels (Belgium)  
Lawrence Gilbert CSU Atlassib Sibiu (Romania)  
Malcolm Grant Island Storm (Canada)  
Gary Hamilton Bohemios Montevideo (Uruguay)  
Dequan Jones Chiba Jets (Japan)  
Kenny Kadji New Basket Enel Brindisi (Italy)  
Anthony King Royal Hali Gaziantep (Turkey)  
Donnavan Kirk Fukuoka Rising (Japan)  
Trey McKinney Jones Kormend (Hungary)  
Darius Rice Al Ahli (Qatar)  
Durand Scott Enel Brindisi (Italy)

**HIGHEST RANKED OPPONENT DEF. AT HOME**

#1/1 Duke, 90-63, Jan. 23, 2013

**HIGHEST RANKED OPPONENT DEF. ON ROAD**

#2/2 Connecticut, 73-71, Feb. 20, 1999

**VS. RANKED TEAMS ALL-TIME**

Overall	52-142
Home	33-55
at BankUnited Center	14-23
Away	15-66
Neutral	4-21
Overtime + 2OT	1-6
Single Overtime	1-2
Double Overtime	0-4

**VS. RANKED TEAMS SINCE REBIRTH (1985-86)**

Overall	49-128
Home	30-48
Away	15-59
Neutral	4-21

**VS. RANKED TEAMS SINCE JOINING ACC ('04-05)**

Overall	24-53
Home	13-21
Away	8-22
Neutral	3-10
Conference Games	17-38
ACC Tournament	1-5
NCAA Tournament	0-2
Reg. Season, Non-Conf.	6-6

**OVERALL NON-CONFERENCE GAMES**

(includes conference tournament & postseason games)

Overall	14-57
Home	8-18
Away	2-20
Neutral	4-19

**UNDER COACH JIM LARRAÑAGA**

Overall	10-21
Home	4-8
Away	4-9
Neutral	2-4
Conference Games	5-16
Reg. Season, Non-Conference	5-1
ACC Tournament	0-2
NCAA Tournament	0-1

**VIRGINIA TECH (17-12)**

Home: 8-4      Away: 6-6

Neutral: 3-2 Under Coach L: 7-2

Since rebirth in 1985: 17-12

UM rank VT	
1/10/01	L, 85-74 A
2/6/01	W, 86-61 H
1/12/02	21/20 -- W, 77-68 A
3/2/02	22/18 -- W, 83-77 H
2/11/03	W, 85-65 H
3/5/03	W, 79-71 A
1/17/04	W, 65-59 A
2/02/05	L, 73-63 H
2/19/05	L, 71-58 A
2/22/06	W, 70-59 H
1/23/07	-- 24/23 L, 92-85 H
2/24/07	L, 73-57 A
2/9/08	W, 74-71 A
3/14/08	L, 63-49 N
1/25/09	L, 88-83, OT H
3/12/09	L, 65-47 N
1/13/10	23 -- L, 81-66 A
1/31/10	W, 82-75 H
3/12/10	W, 70-65 N
1/30/11	L, 72-68 A
2/9/12	W, 65-49 H
1/30/13	14/15 -- W, 73-64 A

**THE BUC IS SOLD OUT**

In just his fifth season in Coral Gables, Jim Larrañaga and Miami have SOLD OUT the season ticket allotment for all home games this year at the BankUnited Center. This is the first time in Miami athletics history a team has sold out their season. Due to the season ticket sales, seats are not available on a single-game basis. In Coach Larrañaga's fifth season at The U, fans have bought 5,500 season tickets, more than doubling the total number of season tickets sold in his first season in Coral Gables. When Coach L began his reign in Miami, fans bought 2,251 season tickets for the 2011-12 campaign. After a record-breaking season on the court in 2012-13, season tickets peaked at 3,674 for 2013-14.

*Season Tickets per Year*

2015-16: 5,500    2014-15: 3,427    2013-14: 3,674    2012-13: 2,372    2011-12: 2,251

**MIAMI AND ACC TEAMS IN KENPOM RANKINGS**

As of Feb. 15, Miami is one of five ACC teams that rank in the KenPom top 12. Nine ACC teams are in the KenPom top 50.

Five ACC teams are in the top 20 of KenPom.com's offensive efficiency ratings: 1 Notre Dame, 2 Duke, 5 North Carolina, 12 Virginia and 19 Miami.

Three ACC teams are in the top 30 of KenPom.com's defensive efficiency ratings: 1 Louisville, 9 Virginia, 30 Miami.

The Canes are one of eight teams in the country to rank in the top 30 in both offensive and defensive efficiency.

**DEWAN HUELL NAMED 2016 MCDONALD'S ALL-AMERICAN**

Miami signee Dewan Huell has been named a 2016 McDonald's All-American, as announced on ESPN Jan. 17. Huell will become the fourth McDonald's All-American to play at Miami, joining Darius Rice (2000 McDonald's All-American), Steve Edwards (1992) and Tito Horford (1985). Since the inception of the McDonald's All American Game in 1977, only 38 players have hailed from the state of Florida, 11 of which were from 'The State of Miami' - Broward, Dade and Palm Beach counties. Just six of those players have been from Dade County, the most recent before Huell being Corey Louis in 1994.

**MIAMI HOLDS THE LEAD**

In Miami's 19 victories, the Canes have led for all but 87 minutes and six seconds. In ACC play, the Canes trailed 19:49 to Syracuse, 15:57 to Georgia Tech, 15:50 to Pittsburgh, 4:14 at Boston College, 3:37 to Duke, 2:09 vs. Wake Forest, 1:16 at Florida State and 0:41 to Notre Dame.

**ACC LEGEND - JOHN SALMONS**

The ACC and Miami Director of Athletics Blake James are proud to announce Miami's John Salmons as a member of the 2016 ACC Men's Basketball Legends Class. Salmons was a two-time All-BIG EAST player, and was a 2002 NABC All-District 6 player for the Canes. He also won the 2002 BIG EAST Sportsmanship Award. From 1998 to 2002, Salmons played in four-straight postseason tournaments, including three NCAA Tournament appearances. Salmons is listed No. 19 on the all-time scoring list at Miami, and is third in career assists, third in steals and tied for fifth in games started.

2/27/13	5/7	--	W, 76-58	H
12/8/13			L, 61-60	OTH
2/15/14			L, 52-45	A
3/12/14			W, 57-53	N
02/18/15			W, 76-52	H
03/07/15			W, 82-61	A
03/11/15			W, 59-49	N

**THE LAST MEETING: MARCH 11, 2015**

**MIAMI 59, VIRGINIA TECH 49**

- Sheldon McClellan scored 16 points and Miami beat Virginia Tech 59-49 on Wednesday night in the second round of the Atlantic Coast Conference tournament. Davon Reed added 10 points and hit an important 3-pointer with about 5 minutes left that helped the sixth-seeded Hurricanes (21-11) avoid a loss that would have been catastrophic to their NCAA tournament hopes. The Hurricanes will face No. 11 Notre Dame (26-5), the tournament's third seed, in the quarterfinals Thursday. Adam Smith and Ahmed Hill each scored 10 points for the 14th-seeded Hokies (11-22), who gave the Hurricanes all they could handle. Miami - which twice this season beat Virginia Tech by at least 21 points - never led by double figures until the final minute.

**Team Notes**

\* Miami opened the game with Tonye Jekiri, James Palmer, Sheldon McClellan, Davon Reed and Manu Lecomte.

\* This is just the fourth game this season in which Angel Rodriguez did not start.

\* The Hurricanes committed just 8 turnovers on the night. Miami improved to 18-11 when committing 15-or-less turnovers.

\* Miami held a 33-26 rebounding advantage. The Hurricanes improved to 13-1 this season when outrebounding their opponent.

\* Miami led at the half 25-19. The Hurricanes improved to 12-3 when leading at the half this season.

**Individual Notes**

\* Redshirt junior Sheldon McClellan scored in double figures for the 26th time this season.

\* He also has scored in double figures in nine of the Hurricanes' last 10 games.

\* Redshirt junior guard Angel Rodriguez saw his first action since Miami's matchup against North Carolina on Feb. 28.

\* Sophomore guard Davon Reed scored in double figures for the ninth time season as he finished with 10 points.

**MIAMI VS. RANKED TEAMS UNDER COACH L**

[ ] Miami rank    ( ) Opponent rank    AP/USA TODAY

**2011-12**

12/06/11	Memphis (21/20)	L	71-54
1/07/12	at Virginia * (21/23)	L	52-51
1/10/12	at North Carolina * (3/3)	L	73-56
2/05/12	[RV/-] at Duke * (7/5)	OT W	78-74
2/11/12	at Florida State * (15/17)	L	64-59
2/15/12	North Carolina * (8/7)	L	73-64
2/26/12	Florida State * (15/16)	W	78-62
3/09/12	vs. Florida State (17/17)	L	82-71

**2012-13**

11/28/12	Michigan State (13/14)	W	67-59
12/23/12	vs. Arizona (4/5)	L	69-50
1/23/13	[25/RV] Duke * (1/1)	W	90-63
2/2/13	[14/15] at NC State * (19/19)	W	79-78
3/2/13	[5/7] at Duke * (3/3)	L	79-76
3/28/13	[5/4] vs. Marquette (15/16)	L	71-61

**2013-14**

1/04/14	at Syracuse * (2/2)	L	49-44
1/22/14	Duke * (18/18)	L	67-46
1/25/14	Syracuse * (2/2)	L	49-44
2/05/14	Pittsburgh * (25/22)	OT L	59-55
2/26/14	at Virginia * (12/11)	L	65-40

**2014-15**

11/17/14	[RV] at Florida (8/7)	W	69-67
12/2/14	[15] Illinois! (24/25)	W	70-61
1/3/15	Virginia * (3/3)	2OT L	80-89
1/13/15	at Duke * (4/4)	W	90-74
1/17/15	at Notre Dame * (12/12)	L	70-75
2/3/15	Louisville * (9/8)	L	55-63
2/21/15	at Louisville (12/12)	L	53-55
2/28/15	North Carolina (15/18)	L	64-73
3/12/15	Notre Dame (11/9)	L	63-70

**2015-16**

11/20/15	[RV/RV] vs. Utah (16)	W	90-66
11/22/15	[RV/RV] vs. Butler (22/20)	W	85-75
01/12/16	[8/9] at Virginia (11/13)	L	58-66
01/25/16	[15/13] vs. Duke (24/20)	W	80-69



**SEBASTIAN THE IBIS**

In 1926, the University of Miami adopted the Ibis as the official mascot for the University's athletic teams. Representing the leadership, courage, knowledge, strength and speed characteristics that our student-athletes portray. As the clouds become dark and a hurricane approaches, folklore maintains that other birds look to the Ibis for leadership. The Ibis uses its instinct to detect danger. It is the last sign of wildlife to take shelter before a hurricane hits, giving warning that danger is imminent. As the storm passes the Ibis is the first to reappear, a sign that clear skies are approaching.

**MIAMI'S LARGEST IN 2015-16**

Lead	46, at La Salle, 12/22
Deficit	18, at NC State, 1/30/16
Margin of Victory	46, at La Salle, 12/22
Margin of Defeat	16, at NC State, 1/30/16
Halftime Lead	25, vs. Charlotte, 12/5
Halftime Deficit	8, vs. Syracuse, 1/2
Deficit in Win	12, vs. Syracuse, 1/2
Halftime Deficit in Win	8, vs. Syracuse, 1/2
Lead in Loss	7, vs. Northeastern, 11/27
Halftime Lead in Loss	2, at Clemson, 1/16

**McCLELLAN POSTING CAREER SHOOTING PERCENTAGES**

Senior guard Sheldon McClellan drastically improved his shooting percentages since arriving at Miami for the 2014-15 season, after spending two years at Texas.

	FG%	3FG%	FT%	PPG
McClellan 2015-16	51.9	39.6	87.0	16.3
McClellan 2014-15	48.4	35.8	82.4	14.5
McClellan 2012-13	38.2	27.3	83.3	13.5
McClellan 2011-12	44.8	31.0	75.6	11.3

**MIAMI'S STARTERS SHOW EXPERIENCE**

Miami starts two redshirt seniors, one true senior, a redshirt junior and a true junior. Those players combine for 364 starts and 552 games played. Sheldon McClellan has started 85 games playing in 130, Tonye Jekiri has 77 starts in 128 games, Angel Rodriguez is at 93/121, Davon Reed 55/87 and Kamari Murphy 54/87.

Those five players have been on a Division I team a combined 21 seasons, as McClellan and Rodriguez are both in their fifth year on the court, Jekiri and Murphy are each in their fourth season, and Reed is a true junior. The average age of that starting five is 21.8 years old: Rodriguez - 23; McClellan - 23; Murphy - 22; Jekiri - 21; Reed - 20.

**COACHING COORDINATORS FOR MIAMI**

Miami's assistant coaching staff is set up in a coordinator system, with Jamal Brunt as the offensive coordinator, Chris Caputo manning the defense and Adam Fisher handling the scout for every opponent. James Johnson is the Dean of Discipline.

**LARRAÑAGA AMONG THE BEST IN COLLEGE BASKETBALL**

Entering the 2015-16 season, Coach Larrañaga was tied for 12th on the list of Winningest Active Coaches at Major Schools and is tied for 57th on the NCAA's list of All-Time Winningest Coaches. See page 10 of the notes for a complete listing.

**BODY CHANGES FOR CRUZ UCEDA AND JEKIRI**

Seniors Ivan Cruz Uceda and Tonye Jekiri have spent the summer in the weight room. Cruz Uceda has dropped 20 pounds from 237 to 217, and his body fat has slimmed down from 24 percent to nine percent in just a year in Miami. Jekiri has added 20 pounds to his 7-foot frame, now weighing 250 pounds.

**COACH L TIES TO THE ACC**

Coach Jim Larrañaga was an assistant coach at Virginia from 1979-1986, under the leadership of Terry Holland. In those seven seasons, Larrañaga helped the Cavaliers to five NCAA appearances: Final Four twice, Elite Eight once, Sweet 16 once and Round of 64 once, as well as two NIT appearances, including the Championship and Quarterfinal round.

**MIAMI LANDS HUELL, BROWN AND MILLER**

The Miami men's basketball team landed a pair of top-30 players in Dewan Huell and Bruce Brown, and top 100 player Rodney Miller.

With the addition of these three players, Miami would have six top 100 players next season: Huell (25), Brown (44), Ja'Quan Newton (52), Miller (90), James Palmer (98).

Huell, at 6-10 and 218 pounds, is a five-star, top-25 power forward from Miami Norland High School. Nationally, he is ranked the No. 21 player by ESPN, No. 23 by Rivals and No. 25 by Scout. ESPN and Scout rank him fifth at his position, and Scout says he's the top player in the state of Florida, while ESPN and Rivals have him second in the state. Brown, from Wakefield, Mass., is a four-star shooting guard at Vermont Academy in Saxton's River, Vt. At 6-4 and 205 pounds, Brown is ranked No. 30 by ESPN, No. 44 per Scout and No. 49 by Rivals. Miller is a 6-foot-11-inch, 245-pound center playing prep ball at Oak Hill Academy in Virginia. A native of Laurelton, N.Y., Miller is a consensus four-star recruit, ranked No. 90 overall by Scout.com and No. 114 by Rivals.com. As a center, he is ranked No. 17 by Scout.com and No. 15 by ESPN.

**CANES SIGN TOP 10 RECRUITING CLASS**

The 2016 recruiting class of Dewan Huell, Bruce Brown and Rodney Miller is being named a top-10 recruiting class in the country, with 247Sports ranking the class No. 7, Scout at No. 8, ESPN at No. 9 and Rivals at No. 10. The 2016 class rankings top Miami's best mark from 2005, when the Canes signed four four-star recruits – Jimmy Graham, Brian Asbury, Adrian Thomas and Denis Clemente – in a class that was ranked No. 12 in the nation by Scout. In 2009, Miami's signing class was nationally ranked No. 19 by Scout and No. 24 by ESPN. That Hurricanes' heralded 2009 class was comprised of ESPNU 100 picks Durand Scott, Garrus Adams and Donnavan Kirk, in addition to May signee Antoine Allen. Since 2002, Miami has signed 16 Scout.com top 100 players, including three five-star, top-25 players in DeQuan Jones (22, 2008), Huell (25) and Durand Scott (25, 2009). Since Larrañaga's arrival, his staff has signed five top-100 players in Huell (25), Brown (44), Ja'Quan Newton (52, 2014), Rodney Miller (90) and James Palmer (98, 2014). Huell is the most lauded signee for Miami since Scott in 2009, Jones in 2008, No. 32 Guillermo Diaz in 2003 and McDonald's All-American Darius Rice in 2000.

**COACH L REUNITED WITH JAMES JOHNSON**

James Johnson is the team's director of basketball operations. Johnson, who was on Larrañaga's staff for two seasons at George Mason University, including the historic NCAA Final Four run in 2006, came to Miami after seven seasons on staff at fellow ACC school Virginia Tech, where he was the head coach for two seasons after five years as an assistant coach.

**LARRAÑAGA CONTRACT EXTENDED THROUGH 2022**

The University of Miami extended Coach Jim Larrañaga's contract through May 31, 2022, Director of Athletics Blake James announced in September 2014. Larrañaga first signed a five-year contract in April 2011, then was granted a three-year extension in 2012.

**PROCANES REPORT**

Former Hurricanes James Jones and Shane Larkin have taken their talents onto NBA rosters this season, as Jones is in Cleveland with the Cavaliers and Larkin joins a new team, the Brooklyn Nets, after playing across town with the Knicks last season. Miami has 17 former players in professional basketball at this time. A complete list is on page four of the notes.

**RECORD BY STARTING LINEUP**

Rodriguez, McClellan, Reed, Murphy, Jekiri.....	14-3
Rodriguez, McClellan, Reed, Cruz Uceda, Jekiri.....	5-1
Rodriguez, Newton, Reed, Murphy, Jekiri.....	1-0

**CANES IN NATIONAL STATS (as of Feb. 15)**

Category	Rank	Actual	Nat'l Leader	Actual
Won-Lost Percentage	14	83.3	3 Teams	88.0
Scoring Offense	85	77.5	The Citadel	88.1
Scoring Defense	50	66.0	Little Rock	58.6
Scoring Margin	30	11.5	Louisville	17.1
Field-Goal Percentage	35	47.5	St. Mary's (CA)	51.0
Field-Goal % Defense	113	42.2	San Diego St.	36.8
Three-Point FG Per Game	178	7.0	North Florida	12.4
Three-Point FG Percentage	119	35.8	Oklahoma	44.3
Three Pt FG Defense	117	33.3	Gonzaga	27.6
Free-Throw Percentage	11	75.8	St. Bonaventure	78.3
Rebound Margin	84	3.3	Michigan St.	11.8
Assists Per Game	175	13.4	Michigan St.	20.7
Assist Turnover Ratio	62	1.26	St. Mary's (CA)	1.8
Blocked Shots Per Game	143	3.6	Washington	7.1
Steals Per Game	173	6.1	West Virginia	10.4
Turnovers Per Game	21	10.6	Notre Dame	9.0
Turnover Margin	86	1.6	Stephen F. Austin	6.1
Personal Fouls Per Game	25	16.8	Iowa St.	15.0
Total Blocks (355 ranked)	165	87.0	Washington	178.0
Total Assists	220	321.0	Michigan St.	538.0
Total Rebounds	236	874.0	BYU	1121.0
Free Throw Attempts	155	546.0	Green Bay	760.0
Free Throws Made	87	414.0	Howard	550.0
3-pt Field Goal Attempts	234	466.0	The Citadel	957.0
Total 3-point FGM	203	167.0	North Florida	348.0
Total Steals	203	146.0	West Virginia	261.0
Fewest Turnovers	14	255.0	Temple	222.0
Fewest Fouls	17	403.0	UCF	358.0
Offensive Rebounds/ Game	241	10.04	Quinnipiac	17.79
Defensive Rebounds/ Game	103	26.38	Duquesne	30.12
Turnovers Forced	238	12.21	West Virginia	19.08
Total Rebounds Per Game	165	36.42	Quinnipiac	45.13

**HOMECOMING FOR RODRIGUEZ, EARNS MVP**

Senior guard Angel Rodriguez was named the Puerto Rico Tip-Off Most Valuable Player. He averaged 13.7 points and 4.0 assists, including 19 points in the championship game. The native of Cupey, P.R., just 20 minutes from San Juan, was greeted by friends and family at each game.

**FOUR PLAYERS BOAST NCAA TOURNAMENT EXPERIENCE**

Senior Tonye Jekiri returns from Miami's 2012-13 ACC Championship and NCAA Sweet 16 team. Sheldon McClellan (Texas), Kamari Murphy (Oklahoma State) and Angel Rodriguez (Kansas State) also have played in the NCAA Tournament, each with their previous schools.

**CANES TOP 100 NATIONALLY (as of Feb. 12)**

Tonye Jekiri	Rank	Actual
Rebounds Per Game	26	9.8
Total Rebounds	30	235.0
Defensive Reb per Game	33	6.9
Offensive Reb per Game	81	2.92
Sheldon McClellan	Rank	Actual
Free Throw Percentage	23	87.0
Field-Goal Percentage	79	51.9

**UM RECORDS**

GAME	ACC GAME
POINTS SCORED 59 - Rick Barry vs. Rollins, 1965	35 - Jack McClinton vs. North Carolina 02/15/09
FIELD GOAL % 1.000 (7-7) - Raymond Hicks vs. NC A&T, 2008	.900 (9-10) - Reggie Johnson at Duke 01/02/11
3-POINT FG 9 - Johnny Hemsley vs. Lafayette, 1999	7 (3x) last - Jack McClinton vs. North Carolina 02/15/09
3-POINT FG% 1.000 (5-5) (5x) last - Malcolm Grant vs. NC State, 2011	1.000 (5-5) - James Palmer at Virginia Tech 03/07/15
	1.000 (5-5) - Malcolm Grant at NC State 01/23/11
FT MADE 22 (2x) last - Rick Barry vs. Florida Southern, 1965	16 - Jack McClinton vs. NC State 03/07/09
FT % 1.000 (16-16) - Jack McClinton vs. NC State, 2009	1.000 (16-16) - Jack McClinton vs. NC State 03/07/09
REBOUNDS 29 - Rick Barry vs. Oklahoma City, 1965	17 - Tonye Jekiri vs. Clemson 02/08/15
ASSISTS 14 - Michael Gardner vs. Pittsburgh, 1993	9 (3x) last - Shane Larkin vs. North Carolina 02/09/13
STEALS 9 - Jerome Scott vs. FIU, 1991	6 - Shane Larkin at North Carolina 01/10/12
BLOCKED SHOTS 13 - Anthony King vs. Florida Atlantic, 2004	6 - Anthony King vs. Florida State 01/15/05



**AMONG UNIVERSITY OF MIAMI COACHES, LARRAÑAGA ...**

- has the highest winning percentage of a Miami coach in the NCAA Tournament, a .667 mark with a 2-1 record.
- is one of two Miami coaches to post three 20-win seasons. Larrañaga has recorded three 20-win seasons in four years at Miami.
- .647 winning percentage is the best mark since Bruce Hale posted a .663 mark from 1955-67, including three seasons led by Rick Barry.
- has led the Canes to 41 ACC wins in just four seasons. Miami won 43 ACC games the previous seven seasons.
- Under Coach L, Miami has posted three of the Canes' top five finishes in ACC play, including the 2013 championship, tied for fourth in 2012 and tied for sixth in 2015. In 2008, Miami tied for fifth in league play, and in 2005, tied for sixth.
- In four seasons under Coach L, Miami has tallied six wins in the ACC Tournament. In the previous seven seasons, Miami went 6-7.
- In two NIT appearances under Coach L, Miami is 5-2 for a .714 winning percentage. In Miami's other 10 NIT appearances combined, the Canes went 6-10 for a .375 winning percentage.

**DID YOU KNOW ...**

Coach L became the first Miami coach to win 20+ games in his first two seasons at UM and only the third of 12 UM coaches to post three 20-win seasons.

Former Cane Rick Barry was named one of the Greatest Players in NBA History.

Miami native and former Cane James Jones won the 2010-2011 NBA All-Star Weekend 3-Point Contest and the NBA Championship in the 2011-2012 and 2012-13 seasons.

Six-time NBA All Star Amar'e Stoudemire enrolled at UM in 2013 and took classes to earn his bachelor's degree.

UM is in its 12th season in the ACC.

Coach L led the George Mason Patriots to the 2006 Final Four with big wins over some of basketball's elite teams such as Michigan State, UNC and UConn. He was the first coach to take a mid-major to a Final Four in 27 years (Penn '79) when his team advanced in 2006.

In 14 years at George Mason, Larrañaga led the Patriots to five NCAA Tournament appearances (2011, 2008, 2006, 2001, 1999), including the 2006 Final Four.

Miami basketball received APR (Academic Progress Rate) Public Recognition Awards for being among the top 10 percent in APR in its sport. Miami ranks in the top 10 percent NCAA men's basketball with a 990 APR.

The Miami Department of Athletics recorded a Graduation Success Rate (GSR) of 89 percent. Miami's department-wide GSR is 16th overall among FBS programs. UM has exceeded the NCAA average GSR in each of the last 10 years.

The Canes have averaged 20.0 wins over the last 11 seasons.

The Hurricanes have made at least one trey in 927 of 933 games since the NCAA adopted the 3-point shot in 1986. The last time Miami was held without a 3-pointer was Feb. 26, 2014 at Virginia.

Miami has held 786 of its last 787 opponents to less than 100 points. North Carolina was the last team to score 100+, defeating UM 105-64 on Jan. 31, 2007.

**MIAMI BASKETBALL – THE EARLY YEARS**

The University of Miami basketball program was dormant for 14 years from 1971-1985. In 1983 Director of Athletics Sam Jankovich announced the resurrection of men's basketball at Miami, with the reinstatement vote by the UM Board of Trustees on Oct. 12, 1983. Head coach Bill Foster was hired March 21, 1984, adding assistants Clint Bryant, Seth Greenberg and Cesar Odio by July 1. Tim Harvey was the staff's first recruit, a 6-10, 240-pound center from Plainfield, N.J., who transferred from Georgia Tech. On Oct. 15, 1984 the first men's basketball practice in 12 years was held on the patio in the center of campus, viewed by more than 200 students. Miami defeated The Citadel, 85-77, on Nov. 22, 1985, in the first game of the new era of UM basketball.

**LARRAÑAGA MEMBER OF UM FACULTY**

Coach Jim Larrañaga is an Adjunct Assistant Professor of Kinesiology and Sport Sciences at the University of Miami. Due to his head coaching responsibilities, Larrañaga is a guest lecturer at several different classes in the School of Education and Human Development throughout the semester.

**MIAMI PREDICTED TO FINISH FIFTH IN ACC**

Miami was predicted to finish fifth out of 15 teams in the Atlantic Coast Conference this season, as announced by the league during Operation ACC Basketball in Charlotte, N.C., Oct. 28. North Carolina was picked to win the league, followed by Virginia, Duke and Notre Dame.

In 2012-13, the Canes were picked to finish fifth, then won the league's regular season and tournament championship. In all four of Larrañaga's seasons at Miami, the Canes have finished the season better than predicted at ACC media day.

Miami's ACC preseason poll breakdowns (votes) and finishes:

2014-15 - 10th (442) – t-6th	2008-09 - 4th (344) – t-7th
2013-14 - 12th (224) – 10th	2007-08 - 12th (153) – t-5th
2012-13 - 5th (436) – 1st	2006-07 - 11th (173) – 12th
2011-12 - 5th (455) – t-4th	2005-06 - 7th (540) – t-7th
2010-11 - 8th (305) – 9th	2004-05 - 11th (146) – t-6th
2009-10 - 10th (135) – 12th	

**COACHING CHANGES FOR THE HURRICANES**

After having the same assistant coaching staff his first four years in Miami, Larrañaga has two new assistant coaches in 2015-16 in Jamal Brunt and Adam Fisher, following the departure of Eric Konkol (Louisiana Tech) and Michael Huger (Bowling Green). Konkol had been an assistant with Coach L 11 seasons and Huger was an assistant coach for eight years and player for four seasons.

Due to the lack of turnover, Coach L has only had nine assistant coaches in the last 14 seasons. Five of his assistants left for a D-I head coaching job, and two others who have worked their way into head coaching jobs. In those 14 seasons, only twice two assistants left at the same time, 1996 (Stan Heath and Steve Merfeld) and 1989 (Jeff Snyder and Ricky Stokes).

Chris Caputo, in his 14th season on Larrañaga's staff and fifth in Coral Gables, was promoted to associate head coach in the summer of 2015.

**SIGNATURE WINS IN THE COACH L ERA**

Since the arrival of Coach Jim Larrañaga, Miami has recorded numerous signature wins during the regular season, both at home and on the road.

**Home**

Feb. 26, 2012 – No. 17 Florida State, 78-62

Nov. 28, 2012 – No. 13/14 Michigan State, 67-59

Jan. 23, 2013 – No. 1 Duke, 90-63

Feb. 9, 2013 – North Carolina, 87-61

Dec. 2, 2014 – No. 24/25 Illinois, W, 70-61

**Road**

Feb. 5, 2012 – No. 7/5 Duke, 78-74 OT

Feb. 2, 2013 – No. 19 NC State, 79-78

Nov. 17, 2014 – No. 8/7 Florida, W, 69-67

Jan. 13, 2015 – No. 4 Duke, W, 90-74

**ATTITUDE, COMMITMENT AND CLASS**

Attitude, commitment and class are the cornerstone values of the Miami basketball program. Attitude: Be positive. Life is 10% what happens to you and 90% how you react to it. Commitment: Make a total and unconditional commitment to our program. Be passionate about what you do. Class: Show pride and respect in yourself and our program. Be the best you can be in thought, word and deed.

**CORAL GABLES AND MIAMI FACTS**

The Florida city of Coral Gables, situated just a few miles southwest of Miami, is part of Miami-Dade County. Incorporated in 1925, Coral Gables was created as a fully-planned community by George Merrick, who envisioned an upscale Miami suburb with large elements of Mediterranean-style architecture to highlight the region's Spanish influence. In 1925, roughly simultaneous to the founding of Coral Gables, the city was selected as the home to the University of Miami, which was constructed that year on 240 acres of land just west of U.S. Route 1, approximately two miles south of downtown Coral Gables.

- The average temperature in Coral Gables is 75 degrees.
- Coral Gables averages 300 days of sunshine per year.
- The Venetian Pool, located in Coral Gables, is acclaimed as "the world's most beautiful public swimming pool."
- Miami has 84 miles of beaches.
- Miami is the most southerly major city in the continental United States.
- Miami is the consistently ranked by Dr. Beach's top 10 beaches in the U.S.
- Miami is the only major city to be founded by a woman - Julia Tuttle.
- Bordered by The Everglades National Park & Biscayne National Park, Miami is the only city in the US that is bordered by two national parks.

- Miami is home to 150+ ethnicities and 60+ languages.
- Memorable films made in Miami: Scarface, True Lies, 2 Fast 2 Furious, Bad Boys series, Caddyshack, The Bodyguard.
- TV shows set/filmed in Miami: Miami Vice, Burn Notice, Dexter, The Golden Girls.
- The Biltmore Golf Course in Coral Gables, has been played by Tiger Woods, and by amateur golf lovers Bill Clinton and Will Smith.

**10 COMMITMENTS OF MIAMI BASKETBALL**

- We will set our defense every time.
- We will pressure the man with the ball.
- We will pack the lane to prevent penetration.
- We will contest all shots, hands high. Without fouling.
- We will block out, rebound and run.
- We will run for layups and open threes.
- We will share the ball.
- We will penetrate the defense.
- We will create good shots both inside and outside.
- We will attack the offensive boards.

AP TOP 25			USA TODAY COACHES POLL		
Feb. 15, 2016			Feb. 15, 2016		
1	Villanova (44)	22-3 1,601	1	Villanova (25)	22-3 785
2	Kansas (21)	21-4 1,578	2	Kansas (7)	21-4 764
3	Oklahoma	20-4 1,471	3	Oklahoma	20-4 680
4	Iowa	20-5 1,349	4	North Carolina	21-4 674
5	North Carolina	21-4 1,343	5	Maryland	22-4 636
6	Maryland	22-4 1,248	6	Iowa	20-5 624
7	Virginia	20-5 1,188	7	Xavier	22-3 615
8	Xavier	22-3 1,174	8	Virginia	20-5 579
8	Michigan State	21-5 1,174	9	Michigan State	21-5 560
10	West Virginia	20-5 1,094	10	Miami (FL)	20-4 558
11	Miami (FL)	20-4 1,036	11	West Virginia	20-5 488
12	Arizona	21-5 823	12	Arizona	21-5 425
13	Iowa State	18-7 742	13	Dayton	21-3 382
14	Kentucky	19-6 692	14	Kentucky	19-6 346
15	Dayton	21-3 681	15	Iowa State	18-7 319
16	Oregon	20-6 529	16	Purdue	20-6 298
17	Purdue	20-6 497	17	Oregon	20-6 259
18	Louisville	19-6 494	18	Notre Dame	18-7 203
19	Notre Dame	18-7 489	19	Duke	19-6 183
20	Duke	19-6 462	20	Providence	19-7 161
21	SMU	21-3 441	21	Indiana	20-6 154
22	Indiana	20-6 232	22	Baylor	18-7 109
23	Providence	19-7 125	23	South Carolina	21-4 108
24	Texas	16-9 123	24	Texas A&M	18-7 106
25	Baylor	18-7 97	25	Texas	16-9 73

MIAMI'S RECORD WHEN... RECORD	2015-16		COACH L	
	ALL	ACC	AT UM	ACC
All games	20-4	9-3	111-53	50-32
Home	12-1	5-0	60-20	28-13
Away	5-3	3-3	35-24	22-19
Neutral	3-0		16-9	
November	5-1		24-7	
December	6-0		21-9	0-1
January	5-3	5-3	23-14	21-14
February	4-0	4-0	24-14	23-14
March	--		19-8	6-3
April	--		0-1	0-2
Vs. Top 10 opponents	--		4-8	3-7
Vs. Top 25 opponents (includes Top 10)	3-1	1-1	11-21	6-16
Vs. RV opponents (either or both polls)	1-0		9-2	3-0
Vs. teams over .500 on game day	15-4	8-3	69-46	34-27
Vs. teams under .500 on game day	2-0	1-0	27-6	12-5
Vs. teams at .500 on game day	3-0		14-1	4-0
While UM is in the Top 25	15-4	9-3	35-12	21-8
While UM is RV (only)	5-0		19-4	4-1
Leading at halftime	17-1	7-1	82-13	34-10
Trailing at halftime	3-3	2-2	24-38	12-21
Tied at halftime	--		5-2	3-1
Single overtime	1-0		3-6	1-2
Double overtime	--		3-1	2-1
In overtime games (single+double)	1-0		6-7	3-3
Leading with 2:00 left in regulation	19-1	9-0	101-7	46-3
Trailing with 2:00 left in regulation	1-3	0-3	8-43	3-28
Tied with 2:00 left in regulation	--		2-1	0-1
UM shoots 50% or better from field	10-1	2-0	38-3	12-2
UM shoots 40-49% from field	6-2	4-2	58-15	32-12
UM shoots under 40% from field	4-1	3-1	15-35	6-18
Opp. shoots 50% or better from field	2-2	1-2	7-15	3-9
Opp. shoots 40-49% from field	9-2	4-1	49-25	25-15
Opp. shoots under 40% from field	9-0	4-0	56-13	22-8
UM shoots 70% or better from the line	18-3	8-2	72-27	30-17
UM shoots less than 70% from the line	2-1	1-1	39-26	20-14
UM makes more 3-point FGs	13-2	5-2	57-23	27-18
UM makes fewer 3-point FGs	5-1	3-0	35-20	17-11
3-point FGs are even	2-1	1-1	10-3	6-3
Four or more Canes in double figures	12-2	4-1	53-11	22-8
Three Canes score in double figures	6-1	4-1	42-22	22-9
Two or less Canes score in double figures	2-1	1-1	16-20	6-15
UM outrebounds opponent	13-1	3-1	74-18	28-12
Opp. outrebounds UM	6-3	5-2	32-35	20-20
Tied in rebounds	1-0	1-0	5-0	2-0
UM records 10 or more steals	4-0	3-0	17-4	7-1
UM records 15 or more assists	5-1	1-0	33-2	15-1
UM commits less than 15 turnovers	19-4	9-3	99-46	45-28
UM commits 15 or more turnovers	1-0		10-2	3-4
UM commits less turnovers than opp.	12-3	7-2	64-23	30-12
UM commits more turnovers than opp.	4-1	0-1	36-19	15-14
Tied in turnovers	4-0	2-0	11-10	5-6
UM scores 59 points or less	0-1	0-1	9-26	5-17
UM scores between 60-69 points	5-2	4-2	32-17	17-7
UM scores between 70-79 points	6-1	4-0	43-9	18-7
UM scores between 80-89 points	5-0	1-0	18-1	6-1
UM scores between 90-99 points	3-0		8-0	3-0
UM scores 100 or more points	1-0		1-0	0-0
Playing during the morning (11 a.m.)	--		1-0	
Playing during the afternoon	5-3	3-2	34-18	19-13
Playing in the evening (5 p.m. or later)	15-1	6-1	75-34	31-19
Games decided by three points or less	2-1	2-0	14-13	7-9
Games decided by four to 10 points	3-1	2-1	32-21	17-15
Games decided by 11-19 points	9-2	5-2	40-15	17-5
Games decided by more than 20 points	6-0		25-4	9-3

UM SINCE THE ARRIVAL OF JIM LARRAÑAGA IN 2011

- 2013 ACC Regular Season Champions
- 2013 ACC Tournament Champions
- Ranked No. 2/2 - Miami's program high - Feb. 18, 2013
- No. 1 seed at 2013 ACC Tournament
- No. 2 seed in 2013 NCAA Tournament
- Won school record 29 games in 2013
- Won 15 ACC games in 2013
- 14-game win streak (tied 1946-47 and 2001-02) from Jan. 2 - Feb. 19, 2013
- 13-0 start in 2013 conference play, topping school-best nine ACC victories, which was set in 2011-12
- Sophomore Shane Larkin selected No. 18 in the 2013 NBA Draft by Atlanta Hawks, then traded to Dallas Mavericks
- All six seniors from 2012-13 championship season earned academic degree from UM: Garius Adams, Julian Gamble, Reggie Johnson, Kenny Kadji, Trey McKinney Jones, Durand Scott
- Defeated No. 1 Duke, 90-63, on Jan. 23, 2013 in Coral Gables
- Defeated Duke twice within 12 months, at both Cameron Indoor Stadium and the BankUnited Center
- First team to beat Duke and UNC by 20+ points in the same season since Maryland in '74-75 season
- First team to beat Duke and UNC by 25+ points since the start of ACC play in 1953
- Defeated three teams in The Triangle in the same season: UNC, Duke & NC State
- In 2012-13 defeated three teams in the Top 20 for the first time since joining the ACC - the last time was in 1999-00
- Five home sellouts of 7,972 fans vs. Duke, Florida State, North Carolina, Virginia and Clemson
- Played in championship game of the NIT, against Stanford, in Madison Square Garden
- Only team to defeat 2015 National Champion Duke on their home court
- Snapped Duke's 19-game ACC home game winning streak at Cameron Indoor Stadium
- Ended Duke's 41-game home winning streak, the longest active streak in Division I
- Snapped Florida's 33-game home winning streak at the Stephen C. O'Connell Center, which was the third-longest in the country, behind 34 from both Duke and Stephen F. Austin
- Ended Florida's 25-game home non-conference winning streak at the Stephen C. O'Connell Center
- Miami's 90 points scored against Duke in 2015 were the most points scored by an unranked opponent in a regulation win in Cameron Indoor Stadium since NC State's 96 points on Feb. 23, 1983.
- Dealt Duke its last two regular-season losses by 16-or-more points: 27 (90-63) on Jan. 23, 2013 at Miami and 16 (90-74) on Jan. 13, 2015 at Duke
- Handed Duke the most lopsided loss (16 points) an unranked visitor has handed to a ranked Blue Devil team in the ACC era
- Dealt Duke two of its five overall, and three ACC, losses by 16-plus points
- Scored 90 points against Duke twice
- In 2014-15, defeated 500-win coaches Mike Krzyzewski, Jim Boeheim and Billy Donovan
- Won at Cameron Indoor Stadium twice
- Defeated a pair of top-8 teams in the same season, both on the road: No. 6/7 Florida and No. 4 Duke
- Won two true road games against ranked opponents for the first time since 1998-99: No. 6/7 Florida and No. 4 Duke
- First team to defeated Duke and Syracuse on the road in the same season since the 1983-84 season (UNC).

AWARDS

- 2013 Coach of the Year - Jim Larrañaga
- 2013 Naismith Coach of the Year - Jim Larrañaga
- 2013 ACC Coach of the Year - Jim Larrañaga
- 2013 Henry Iba National Coach of the Year - Jim Larrañaga
- 2013 Adolph Rupp Cup Coach of the Year - Jim Larrañaga
- 2013 ACC Player of the Year (Coaches) - Shane Larkin
- 2013 ACC Defensive Player of the Year - Durand Scott
- Nine All-ACC selections: Shane Larkin 1st team, Kenny Kadji 2nd team & 3rd team, Scott H.M. (twice), Rion Brown 3rd team, Tonye Jekiri H.M., Sheldon McClellan H.M., Angel Rodriguez H.M.
- Four All-ACC Defensive Team players: Shane Larkin, Durand Scott, Julian Gamble, Tonye Jekiri
- 2012 ACC All-Rookie Team - Shane Larkin
- ACC All-Academic Team - Raphael Akpejiori (2013), Davon Reed (2014, 2015)
- 2013 ACC Tournament MVP - Shane Larkin
- Four ACC All-Tournament team nods: Shane Larkin (1st), Durand Scott (1st), Julian Gamble (2nd), Trey McKinney Jones (2nd)
- Seven ACC Player of the Week awards: Reggie Johnson (2012), Durand Scott (2012 & 2013), Shane Larkin (2013), Angel Rodriguez (2014) and Sheldon McClellan (2014).
- One ACC Rookie of the Week: Shane Larkin (2012)
- Two NIT All-Tournament Team selections: Sheldon McClellan, Davon Reed
- NABC Honors Court: Raphael Akpejiori
- ACC Academic Honor Roll: Raphael Akpejiori, Justin Heller, Donnavan Kirk

COACH LARRAÑAGA'S MILESTONE VICTORIES

Victory	Date	Opponent	Score	School
50	02/10/88	Miami (Ohio)	65-59	Bowling Green
100	02/23/91	Kent State	84-57	Bowling Green
150	12/22/94	at Ohio State	59-50	Bowling Green
200	12/27/97	Northeastern	66-60	George Mason
250	12/20/00	Coastal Carolina	81-65	George Mason
300	12/02/03	East Carolina	76-65	George Mason
350	01/26/06	William & Mary	81-58	George Mason
400	02/27/08	William & Mary	68-59	George Mason
450	12/08/10	Loyola (Md.)	66-52	George Mason
500	01/05/12	at Georgia Tech	62-49	Miami
550	01/24/15	at Syracuse	66-62	Miami
100th win at Miami		Co. of Charleston, 12/19/15	85-63	



# COACH JIM LARRAÑAGA

## COACHING HONORS

2013 AP Coach of the Year  
 2013 Naismith Coach of the Year  
 2013 Henry Iba Coach of the Year  
 2006 Clair Bee Coach of the Year  
 2013 Adolph Rupp Cup Coach of the Year  
 2013 NABC All-District II Coach  
 2013 USBWA District IV Coach of the Year  
 2013 ACC Coach of the Year  
 2001 & 1999 CAA Coach of the Year  
 1997 MAC Coach of the Year  
 Six NCAA tournament appearances: 2013, 2011, 2008, 2006, 2001, 1999  
 Eight postseason NIT appearances: 2015, 2012, 2009, 2004, 2002, 1997, 1991, 1990  
 Nine 20-win seasons

## NOTABLE COLLEGE PLAYERS COACHED

Shane Larkin (Miami) - ACC Player of the Year, ACC Tournament MVP, USBWA All-District, Sporting News All-American, finalist for Cousy, Naismith & Wooden awards, All-ACC First Team and All-ACC Defensive Team  
 Durand Scott (Miami) - ACC Defensive Player of the Year, ACC Tournament First Team, All-ACC Third Team  
 George Evans (George Mason) - Three-time CAA Player of the Year, CAA Rookie of the Year, three-time CAA Defensive Player of the Year, three-time CAA All-Defensive Team  
 Antonio Daniels (Bowling Green) - MAC Player of the Year, MAC Freshman of the Year

## STUDENT-ATHLETE HONORS

Three All-America players  
 Nine All-Atlantic Coast Conference selections  
 Four ACC All-Tournament team selections  
 Four coaches and three media ACC All-Defensive Team selections  
 28 All-Colonial Athletic Association conference selections  
 Nine CAA All-Defensive Team selections  
 Eight CAA All-Rookie Team selections  
 Three Dean Ehlers Award winners - given to the CAA player who best meets the criteria of academic achievement, leadership and community service.  
 12 All-MAC Conference selections  
 Two MAC Freshman of the Year selections  
 Four MAC All-Freshman Team selections  
 Two NIT All-Tournament Team selections  
 One NABC Honors Court selection  
 Three ACC Academic Honor Roll student-athletes

## NBA PLAYERS COACHED

Lance Blanks	Frank Booker	Rick Carlisle
Antonio Daniels	Jeff Jones	Andrew Kennedy
Jeff Lamp	Shane Larkin	Lewis Latimore
Jason Miskiri	Olden Polynice	Lee Raker
Ralph Sampson	Tom Sheehy	Clinton Venable
Othell Wilson	Ricky Wilson	

## WINNINGEST ACTIVE COACHES VS. MAJOR SCHOOLS

*-as of Nov. 2015*

Rank		vs. Major Schools
1	Mike Krzyzewski, Duke	1,018
2	Jim Boeheim, Syracuse	966
3	Roy Williams, North Carolina	750
4	Rick Pitino, Louisville	720
5	Cliff Ellis, Coastal Carolina	694
6	Bob Huggins, West Virginia	693
7	John Calipari, Kentucky	635
8	Rick Barnes, Tennessee	604
9	Lon Kruger, Oklahoma	561
10	Bill Self, Kansas	559
11	Tubby Smith, Texas Tech	538
<b>12 Tie</b>	<b>Jim Larrañaga, Miami</b>	<b>533</b>
12 Tie	Dana Altman, Oregon	533
14	John Beilein, Michigan	459
15	Kelvin Sampson, Houston	438

## LARRAÑAGA YEAR-BY-YEAR

Year	School	Overall	Conference	Post
		W-L	W-L	Finish Season
1977-78	American International	14-13		
1978-79	American International	13-13		
1986-87	Bowling Green	15-14	10-6	3
1987-88	Bowling Green	12-16	7-9	t-5
1988-89	Bowling Green	13-15	6-10	t-6
1989-90	Bowling Green	18-11	9-7	t-3 NIT 0-1
1990-91	Bowling Green	17-13	9-7	t-4 NIT 0-1
1991-92	Bowling Green	14-15	8-8	5
1992-93	Bowling Green	11-16	8-10	t-6
1993-94	Bowling Green	18-10	12-6	t-2
1994-95	Bowling Green	16-11	10-8	t-5
1995-96	Bowling Green	14-13	9-9	t-6
1996-97	Bowling Green	22-10	13-5	t-1 NIT 0-1
1997-98	George Mason	9-18	6-10	6
1998-99	George Mason	19-11	13-3	1 NCAA 0-1
1999-00	George Mason	19-11	12-4	t-1
2000-01	George Mason	18-12	11-5	3 NCAA 0-1
2001-02	George Mason	19-10	13-5	2 NIT 0-1
2002-03	George Mason	16-12	11-7	4
2003-04	George Mason	23-10	12-6	3 NIT 2-1
2004-05	George Mason	16-13	10-8	6
2005-06	George Mason	27-8	15-3	t-1 NCAA 4-1
2006-07	George Mason	18-15	9-9	5
2007-08	George Mason	23-11	12-6	2 NCAA 0-1
2008-09	George Mason	22-11	13-5	2 NIT 0-1
2009-10	George Mason	17-15	12-6	4 CIT 0-1
2010-11	George Mason	27-7	16-2	1 NCAA 1-1
2011-12	Miami	20-13	9-7	t-4 NIT 1-1
2012-13	Miami	29-7	15-3	1 NCAA 2-1
2013-14	Miami	17-16	7-11	10
2014-15	Miami	25-13	10-8	6 NIT 4-1
2015-16	Miami	20-4	9-3	
<b>Overall</b>		<b>581-387</b>	<b>316-196</b>	<b>14-15</b>

## WINNINGEST COACHES

*All-Time -as of Nov. 2015*

	Name	Total Wins
1	Mike Krzyzewski	1018
2	Jim Boeheim	966
3	Bob Knight	902
4	Dean Smith	879
5	Adolph Rupp	876
6	Jim Calhoun	873
7	Jim Phelan	830
8	Eddie Sutton	806
9	Lefty Driesell	786
10	Lute Olson	780
11	Lou Henson	779
12	Cliff Ellis	770
13	Bob Huggins	765
14	Ed Diddle	759
15	Henry Iba	755
16	Roy Williams	750
17	Phog Allen	746
18	Rollie Massimino	745
19	John Chaney	741
20	Bo Ryan	740
21	Jerry Tarkanian	729
22	Norm Stewart	729
23	Ray Meyer	724
24	Rick Pitino	722
25	Don Haskins	719
26	Rick Byrd	711
27	Jerry Sloucum	699
28	Mike Montgomery	677
29	Denny Crum	675
30	Gary Williams	668
31	John Wooden	664
32	Larry Hunter	664
33	Ralph Miller	657
34	Tom Penders	649
35	Gene Bartow	647
36	John Beilein	642
37	Billy Tubbs	641
38	Homer Drew	640
39	Marv Harshman	637
40	Hugh Durham	633
41	Norm Sloan	624
42	Stew Morrill	620
43	Ben Braun	615
44	Rick Barnes	604
45	Slats Gill	599
46	Tom Davis	598
47	Abe Lemons	597
48	John Thompson	596
49	John Calipari	593
50	Guy Lewis	592
51	Bobby Cremins	579
52	Pat Douglass	573
53	Eldon Miller	568
54	Davey Whitney	566
55	Gale Catlett	565
56	Gary Colson	563
<b>T57</b>	<b>Jim Larrañaga</b>	<b>561</b>
T57	Lon Kruger	561
59	John Kresse	560
60	Bill Self	559
61	Tony Hinkle	558
62	Glenn Wilkes	551

MIAMI HIGHS	OPPONENT HIGHS	MIAMI LOWS	OPPONENT LOWS
Points 105, vs. Mississippi State 11/19	Points 85, at NC State, 1/30	Points 58, at Virginia, 1/12	Points 49, at La Salle, 12/22
Points/Half 59 (1st), vs. Mississippi State 11/19	Points/Half 50, vs. Louisiana 11/16	Points/Half 17 (1st), vs. Syracuse, 1/2	Points/Half 21 (1st), vs. Charlotte, 12/5
Field Goals Made 34 (2x) last at La Salle, 12/22	Field Goals Made 31, vs. Notre Dame, 2/3	Field Goals Made 18, vs. Syracuse, 1/2	Field Goals Made 17, at La Salle, 12/22
Field Goal Att. 64 (2x) last vs. Wake Forest, 1/23	Field Goal Att. 67 (2x) last vs. Notre Dame, 2/3	Field Goal Att. 50, at Virginia, 1/12	Field Goal Att. 47, at Virginia, 1/12
Field Goal Pct. 56.7, vs. Mississippi State 11/19	Field Goal Pct. 50.9, at NC State, 1/30	Field Goal Pct. 34.6, vs. Syracuse, 1/2	Field Goal Pct. 29.8, at La Salle, 12/22
3-Point FG Made 12, vs. Louisiana 11/16	3-Point FG Made 12, vs. Northeastern, 11/27	3-Point FG Made 2, at Boston College, 1/20	3-Point FG Made 1, vs. Florida, 12/8
3-Point FG Att. 31, vs. UTRGV 11/13	3-Point FG Att. 24, at La Salle, 12/22	3-Point FG Att. 10, at Boston College, 1/20	3-Point FG Att. 7, at Virginia, 1/12
Free Throws Made 28, vs. Mississippi State 11/19	Free Throws Made 26, at NC State, 1/30	Free Throws Made 7, vs. Northeastern, 11/27	Free Throws Made 4 (2x) last at Florida State, 2/15
Free Throw Att. 38, vs. Mississippi State 11/19	Free Throw Att. 31, at NC State, 1/30	Free Throw Att. 9, vs. Northeastern, 11/27	Free Throw Att. 8, vs. Notre Dame, 2/3
Rebounds 51, at La Salle, 12/22	Rebounds 41 (2x) last at NC State, 1/30	Rebounds 23, at NC State, 1/30	Rebounds 24, at La Salle, 12/22
Assists 24, vs. Duke, 1/25	Assists 15, at Clemson, 1/16	Assists 8 (2x) last at Virginia, 1/12	Assists 5, vs. Princeton, 12/29
Steals 12 (2x) last vs. Wake Forest, 1/23	Steals 13, vs. College of Charleston, 12/19	Steals 2, vs. Princeton, 12/29	Steals 1 (2x) last at Virginia, 1/12
Blocks 7 (4x) last vs. Duke, 1/25	Blocks 6, at Florida State, 2/15	Blocks 0, vs. UTRGV 11/13	Blocks 0 (2x) last vs. Duke, 1/25
Turnovers 17, vs. College of Charleston, 12/19	Turnovers 19, vs. Syracuse, 1/2	Turnovers 6, at Georgia Tech, 2/7	Turnovers 5, vs. Charlotte, 12/5
Bench Points 50, vs. Mississippi State 11/19	Bench Points 30, at Florida State, 2/15	Bench Points 3, vs. Florida, 12/8	Bench Points 7 (2x) last vs. Duke, 1/25
Victory Margin 46, at La Salle, 12/22	Victory Margin 16, at NC State, 1/30	Victory Margin 2 (2x) last at Florida State, 2/15	Victory Margin 1, vs. Northeastern, 11/27

MIAMI INDIVIDUAL HIGHS	
Points	27, Sheldon McClellan, vs. Utah 11/20
Field Goals Made	10, Sheldon McClellan, vs. Utah 11/20
Field Goal Attempts	14 (3x) last Davon Reed & Sheldon McClellan, at Florida State, 2/15
3-Point FG Made	4 (4x), last Anthony Lawrence, Jr., vs. Notre Dame, 2/3
3-Point FG Attempts	9 (2x), Sheldon McClellan, last at Florida State, 2/15
Free Throws Made	12, Sheldon McClellan, vs. Syracuse, 1/2
Free Throw Attempts	14, Sheldon McClellan, vs. Syracuse, 1/2
Rebounds	17, Tonye Jekiri, at Boston College, 1/20
Assists	11, Angel Rodriguez, vs. Duke, 1/25
Blocks	5, Tonye Jekiri, vs. Northeastern, 11/27

OPPONENT INDIVIDUAL HIGHS	
Points	30, Cat Barber, at NC State, 1/30
Field Goals Made	11, Shavon Shields, at Nebraska, 12/1
Field Goal Attempts	25, Shavon Shields, at Nebraska, 12/1
3-Point FG Made	5 (3x) last Malachi Richardson, Syracuse, 1/2
3-Point FG Attempts	10 Quincy Ford, vs. Northeastern, 11/27
Free Throws Made	11, David Walker, vs. Northeastern, 11/27
Free Throw Attempts	12, David Walker, vs. Northeastern, 11/27
Rebounds	13, Shawn Long, vs. Louisiana, 11/16
Assists	8 (2x) last Eli Carter, at Boston College, 1/20
Blocks	4, Jake Hammond, at Nebraska, 12/1

THE LAST TIME ...

- Player Scored 30 Points**  
Miami Sheldon McClellan (31), at Charlotte, 11/25/14  
Opponent Cat Barber (30), at NC State, 1/30/16
- Player Scored 35 Points**  
Miami Jack McClinton (35) vs. North Carolina, 3/15/09  
Opponent Xavier Rathan-Mayes (35) Florida State, 2/25/15
- Player Scored 40 Points**  
Miami Darius Rice (43) vs. Connecticut, 1/20/03  
Opponent Sean Singletary (41), Virginia, 3/1/08
- Two Players Scored 20 Points**  
Miami Sheldon McClellan (27), Tonye Jekiri (20), Utah, 11/20/15  
Opponent David Walker (21), Quincy Ford (24), Northeastern, 11/27/15
- Three Players Scored 20 Points**  
Miami Dwayne Collins (23), Brian Asbury (21), Jack McClinton (20) vs. Virginia Tech, 1/25/09  
Opponent Travis Mays (40), Alvin Heggs (22), Lance Blanks (21), Texas, 2/22/89
- Five (not 5+) Players Scored in Double Figures**  
Miami Anthony Lawrence, Jr. (18), Sheldon McClellan (12), Angel Rodriguez (12), Ja'Quan Newton (12), Kamari Murphy (11) vs. Notre Dame, 2/3/16  
Opponent Shawn Long (21), Jay Wright (13), Kasey Shepherd (12), Bryce Washington (11), Devonta Walker (11) vs. Louisiana 11/16/15
- Six (not 6+) Players Scored in Double Figures**  
Miami Davon Reed (19), Angel Rodriguez (18), Sheldon McClellan (16), Ivan Cruz Uceda (13), Anthony Lawrence (12), Ja'Quan Newton (11) vs. Louisiana 11/16/15
- Seven+ Players Scored in Double Figures**  
Miami Sheldon McClellan (18), Ja'Quan Newton (15), James Palmer (14), Ebuka Izundu (11) Angel Rodriguez (11), Ivan Cruz Uceda (10), Anthony Lawrence Jr. (10) vs. Mississippi State 11/19/15
- Player Grabbed 15 Rebounds**  
Miami Tonye Jekiri (15) at Louisville, 2/21/15  
Opponent Jahlil Okafor (15), at Duke, 1/13/15
- Two Players Grabbed 10 Rebounds**  
Miami Tonye Jekiri (14), Kamari Murphy (10), at La Salle, 12/22/15  
Opponent Tyler Roberson (11), Tyler Lydon (10), Syracuse, 1/2/16
- Three Players Grabbed 10 Rebounds**  
Miami Mark Richardson (11), Eric Brown (10), Joe Wylie (10) vs. FIU, 3/6/89  
Opponent Matt Harpring (12), Dion Glover (10), Michael Maddox (10), Georgia Tech, 12/27/97
- Player Had 10 Assists**  
Miami Angel Rodriguez (11), vs. Duke, 1/25/16  
Opponent Kris Dunn (13), Providence, 12/22/14
- Player Had 10 Blocks**  
Miami Anthony King (10) vs. Florida Atlantic, 11/29/04  
Opponent Jarvis Varnado (10), Mississippi State, 12/13/07

- Player Had a Double-Double**  
Miami Tonye Jekiri (10 pts, 10 reb) vs. Pittsburgh, 2/9/16  
Opponent Brandon Ingram (19 pts, 10 reb) vs. Duke, 1/25/16
- Player Had a Triple-Double**  
Miami Anthony King (11 pts, 10 reb, 13 blks) vs. Florida Atlantic, 11/29/04  
Opponent Brendan Haywood (18 pts, 14 reb, 10 blks), North Carolina, 12/4/00
- Two Players Had Double-Doubles**  
Miami Reggie Johnson (22 pts, 11 rebs) & Kenny Kadji (12 pts, 12 rebs), vs. Stetson, 11/9/12  
Opponent Brice Johnson (22 pts, 11 rebs) & J.P. Tokoto (10 pts, 10 rebs), North Carolina, 2/28/15
- Team Scored 100 Points**  
Miami 105 vs. Mississippi State, 11/19/15  
Opponent 105, North Carolina, 1/31/07
- Team Scored 50 Points in a Half**  
Miami 55 (2nd half) at La Salle, 12/22/15  
Opponent 50 (2nd half) vs. Louisiana, 11/16/15
- Team Shot 50 Percent in Both Halves**  
Miami .630 (17-27) / .500 (31-55) vs. Notre Dame, 2/3/16  
Opponent .563 (9-16) / .520 (13-25) at Florida State, 2/1/15
- Team Shot 60 Percent in a Half**  
Miami .630 (17-27), first half, vs. Notre Dame, 2/3/16  
Opponent .611 (11-18), second half, at Virginia, 1/12/16
- Team Shot 70 Percent in a Half**  
Miami .739 (17-23), first half, at Florida State, 2/13/13
- Team Shot 60 Percent in a Game**  
Miami .638 (30-47), at Florida State, 2/13/13  
Opponent .622 (23-37), Clemson, 12/21/08
- Team Shot Less Than 30 Percent in a Game**  
Miami .293 (12-41), vs. Eastern Kentucky, 12/19/14  
Opponent .298 (9-19), at La Salle, 12/22/15

THE LAST TIME A MIAMI FRESHMAN ...

Scored 26+ Points:	Durand Scott, 29, vs. North Carolina, 3/02/10
Scored 20-25 Points:	Deandre Burnett, 21, vs. Green Bay, 12/6/14
Perfect from Field (5+ att):	Reggie Johnson (RS), 8-of-8, vs. Wake Forest, 3/11/10
Perfect from 3-Point (3+ att):	Anthony Lawrence, 4-of-4, vs. Notre Dame, 2/3/16
10+ Rebounds:	Reggie Johnson (RS), 12, vs. Virginia Tech, 03/12/10
10+ Assists:	Durand Scott, 10, vs. North Carolina Central, 11/14/09
5-9 Assists:	Ja'Quan Newton, 5, at Notre Dame, 1/17/15
5+ Steals:	Shane Larkin, 6, vs. North Carolina, 01/10/12
4+ Blocks:	Raphael Akpejori, 4, McNeese State, 11/24/10
Double-Double:	Julian Gamble (RS), 13 points, 13 rebounds, North Florida, 12/31/08

Official Basketball Box Score -- Game Totals -- Final Statistics
UTRGV vs Miami
11-13-15 7:02 p.m. at BankUnited Center | Coral Gables, Fla.

UTRGV 59 • 0-1

Table with columns: #, Player, FG-FGA, 3-Ptr, FT-FTA, Rebounds (Off, Def, Tot), PF, TP, A, TO, Blk, Stl, Min. Includes team totals and game statistics.

Miami 86 • 1-0

Table with columns: #, Player, FG-FGA, 3-Ptr, FT-FTA, Rebounds (Off, Def, Tot), PF, TP, A, TO, Blk, Stl, Min. Includes team totals and game statistics.

Officials: Clarence Armstrong, Tim Eberole, Bob Testa
Technical fouls: UTRGV-None. Miami-None.
Attendance: 6607

Score by periods table with columns: 1st, 2nd, Total. Rows for UTRGV and Miami.

Last FG - UTRGV 2nd-01:25, UM 2nd-02:58.
Largest lead - UTRGV by 3 1st-18:22, UM by 32 2nd-02:02.
UTRGV led for 04:59. UM led for 33:25. Game was tied for 01:36.

Score tied - 3 times.
Lead changed - 3 times.

Official Basketball Box Score -- Game Totals -- Final Statistics
Louisiana vs Miami
11-16-15 7 p.m. at BankUnited Center | Coral Gables, Fla.

Louisiana 77 • 1-1

Table with columns: #, Player, FG-FGA, 3-Ptr, FT-FTA, Rebounds (Off, Def, Tot), PF, TP, A, TO, Blk, Stl, Min. Includes team totals and game statistics.

Miami 93 • 2-0

Table with columns: #, Player, FG-FGA, 3-Ptr, FT-FTA, Rebounds (Off, Def, Tot), PF, TP, A, TO, Blk, Stl, Min. Includes team totals and game statistics.

Officials: Tim Nestor, Raymond Stians, Alfred Smith
Technical fouls: Louisiana-None. Miami-None.
Attendance: 5965

Score by periods table with columns: 1st, 2nd, Total. Rows for Louisiana and Miami.

Last FG - ULL 2nd-01:17, UM 2nd-02:15.
Largest lead - ULL by 3 1st-19:35, UM by 20 1st-03:31.
ULL led for 01:21. UM led for 37:33. Game was tied for 01:06.

Score tied - 2 times.
Lead changed - 1 time.

Official Basketball Box Score -- Game Totals -- Final Statistics
Miami vs Mississippi State
11/19/15 6:00 PM AT at Coliseo Roberto Clemente (San Juan, PR)

Miami 105 • 3-0

Table with columns: #, Player, FG-FGA, 3-Ptr, FT-FTA, Rebounds (Off, Def, Tot), PF, TP, A, TO, Blk, Stl, Min. Includes team totals and game statistics.

Mississippi State 79 • 1-2

Table with columns: #, Player, FG-FGA, 3-Ptr, FT-FTA, Rebounds (Off, Def, Tot), PF, TP, A, TO, Blk, Stl, Min. Includes team totals and game statistics.

Officials: Joe DeRosa, Kipp Kissingner, Antinio Petty
Technical fouls: Miami-Ivan CruzUceda; Ja'Quan Newton, Mississippi State-I.J. Ready.
Attendance: 1947
Game 3 of the Ninth Annual Puerto Rico Tip-Off Tournament

Score by periods table with columns: 1st, 2nd, Total. Rows for Miami and Mississippi State.

Last FG - UM 2nd-00:38, MS 2nd-00:53.
Largest lead - UM by 31 2nd-02:39, MS by 2 1st-19:43.
UM led for 37:52. MS led for 00:22. Game was tied for 01:46.

Score tied - 2 times.
Lead changed - 1 time.

Official Basketball Box Score -- Game Totals -- Final Statistics
Miami vs Utah
11/20/15 7:00 PM AT at Coliseo Roberto Clemente (San Juan, PR)

Miami 90 • 4-0

Table with columns: #, Player, FG-FGA, 3-Ptr, FT-FTA, Rebounds (Off, Def, Tot), PF, TP, A, TO, Blk, Stl, Min. Includes team totals and game statistics.

Utah 66 • 3-1

Table with columns: #, Player, FG-FGA, 3-Ptr, FT-FTA, Rebounds (Off, Def, Tot), PF, TP, A, TO, Blk, Stl, Min. Includes team totals and game statistics.

Officials: Pat Adams, Rob Groover, Olandis Poole
Technical fouls: Miami-None. Utah-TEAM.
Attendance: 2001
Game 8 of the Ninth Annual Puerto Rico Tip-Off

Score by periods table with columns: 1st, 2nd, Total. Rows for Miami and Utah.

Last FG - UM 2nd-00:29, UTAH 2nd-00:17.
Largest lead - UM by 27 2nd-00:29, UTAH None.
UM led for 39:23. UTAH led for 00:00. Game was tied for 00:37.

Score tied - 0 times.
Lead changed - 0 times.



Official Basketball Box Score -- Game Totals -- Final Statistics
Butler vs Miami
11-22-15 7:30 PM AT at Coliseo Roberto Clemente (San Juan, PR)

Butler 75 • 3-1

Table with columns: Player, FG-FGA, 3-Ptr FG-FGA, FT-FTA, Rebounds (Off, Def, Tot), PF, TP, A TO, Blk, Stl, Min. Rows include WIDEMAN, Tyler; CHRABASCZ, Andrew; LEWIS, Tyler; JONES, Roosevelt; DUNHAM, Kellen; ETHERINGTON, Austin; GATHERS, Jordan; DAVIS, Jackson; MARTIN, Kelan; Team.

Summary statistics: FG % 1st Half, 3FG % 1st Half, FT % 1st Half, 2nd half, Game, Deadball Rebounds.

Miami 85 • 5-0

Table with columns: Player, FG-FGA, 3-Ptr FG-FGA, FT-FTA, Rebounds (Off, Def, Tot), PF, TP, A TO, Blk, Stl, Min. Rows include Ivan CruzUceda; Tonye Jekiri; Davon Reed; Sheldon McClellan; Angel Rodriguez; Ja'Quan Newton; Anthony Lawrence; James Palmer; Kamari Murphy; Team.

Summary statistics: FG % 1st Half, 3FG % 1st Half, FT % 1st Half, 2nd half, Game, Deadball Rebounds.

Officials: Joe DeRosa, Patrick Adams, Kipp Kissingher
Technical fouls: Butler-None. Miami-Kamari Murphy.
Attendance: 5309
Game 12 of the Ninth Annual Puerto Rico Tip-Off Tournament Championship Game

Score by periods table with columns: 1st, 2nd, Total. Rows for Butler and Miami.

Last FG - BUTLER 2nd-03:31, UM 2nd-06:15.
Largest lead - BUTLER None, UM by 19 1st-02:41.
BUTLER led for 00:00. UM led for 37:47. Game was tied for 02:13.

Points In Paint, Off T/O, 2nd Chance, Fast Break, Bench. Rows for Butler and Miami.

Score tied - 2 times.
Lead changed - 0 times.

Official Basketball Box Score -- Game Totals -- Final Statistics
Northeastern vs Miami
11-27-15 4 p.m. at BankUnited Center | Coral Gables, Fla.

Northeastern 78 • 4-1

Table with columns: Player, FG-FGA, 3-Ptr FG-FGA, FT-FTA, Rebounds (Off, Def, Tot), PF, TP, A TO, Blk, Stl, Min. Rows include Walker, David; Williams, T.J.; Ford, Quincy; Stahl, Zach; Abakah, Kwesi; Miller, Jeremy; Donnelly, Caleb; Begley, Devon; Team.

Summary statistics: FG % 1st Half, 3FG % 1st Half, FT % 1st Half, 2nd half, Game, Deadball Rebounds.

Miami 77 • 5-0

Table with columns: Player, FG-FGA, 3-Ptr FG-FGA, FT-FTA, Rebounds (Off, Def, Tot), PF, TP, A TO, Blk, Stl, Min. Rows include Davon Reed; Sheldon McClellan; Angel Rodriguez; Tonye Jekiri; Ivan CruzUceda; Ja'Quan Newton; Anthony Lawrence; James Palmer; Kamari Murphy; Team.

Summary statistics: FG % 1st Half, 3FG % 1st Half, FT % 1st Half, 2nd half, Game, Deadball Rebounds.

Officials: Brian Dorsey, Les Jones, Bill McCarthy
Technical fouls: Northeastern-None. Miami-None.
Attendance: 6635

Score by periods table with columns: 1st, 2nd, Total. Rows for Northeastern and Miami.

Last FG - NU 2nd-00:00, UM 2nd-00:18.
Largest lead - NU by 13 1st-07:09, UM by 7 2nd-04:23.
NU led for 31:54. UM led for 06:00. Game was tied for 02:06.

Points In Paint, Off T/O, 2nd Chance, Fast Break, Bench. Rows for Northeastern and Miami.

Score tied - 2 times.
Lead changed - 4 times.

Official Basketball Box Score -- Game Totals -- Final Statistics
Miami vs Nebraska
12/01/15 8:05 p.m. at Pinnacle Bank Arena (Lincoln, Neb.)

Miami 77 • 6-1

Table with columns: Player, FG-FGA, 3-Ptr FG-FGA, FT-FTA, Rebounds (Off, Def, Tot), PF, TP, A TO, Blk, Stl, Min. Rows include Kamari Murphy; Tonye Jekiri; Davon Reed; Sheldon McClellan; Angel Rodriguez; Ja'Quan Newton; Anthony Lawrence; James Palmer; Ivan CruzUceda; Team.

Summary statistics: FG % 1st Half, 3FG % 1st Half, FT % 1st Half, 2nd half, OT, Game, Deadball Rebounds.

Nebraska 72 • 5-3

Table with columns: Player, FG-FGA, 3-Ptr FG-FGA, FT-FTA, Rebounds (Off, Def, Tot), PF, TP, A TO, Blk, Stl, Min. Rows include Hammond, Jake; Shields, Shavon; Webster, Tai; White III, Andrew; Parker, Benny; Warton Jr., Glynn; McVeigh, Jack; Jacobson, Michael; Morrow Jr., Ed; Team.

Summary statistics: FG % 1st Half, 3FG % 1st Half, FT % 1st Half, 2nd half, OT, Game, Deadball Rebounds.

Officials: Bo Boroski, John Higgins, Terry Oglesby
Technical fouls: Miami-None. Nebraska-None.
Attendance: 15646
ACC / Big Ten Challenge

Score by periods table with columns: 1st, 2nd, OT, Total. Rows for Miami and Nebraska.

Last FG - UM OT-01:33, NEB 2nd-00:15.
Largest lead - UM by 9 1st-14:45, NEB by 3 1st-10:35.
UM led for 34:22. NEB led for 03:59. Game was tied for 06:39.

Points In Paint, Off T/O, 2nd Chance, Fast Break, Bench. Rows for Miami and Nebraska.

Score tied - 10 times.
Lead changed - 14 times.

Official Basketball Box Score -- Game Totals -- Final Statistics
Charlotte vs Miami
12-05-15 4 p.m. at BankUnited Center | Coral Gables, Fla.

Charlotte 60 • 1-7

Table with columns: Player, FG-FGA, 3-Ptr FG-FGA, FT-FTA, Rebounds (Off, Def, Tot), PF, TP, A TO, Blk, Stl, Min. Rows include WHITE, Andrien; DAVIS, Jon; VANHOOK, Anthony; SULLIVAN, Bernard; UCHEBO, Joseph; CAMIDGE, Ridell; OGBUEZE, Braxton; SCOTT, Curran; BLAKLEY, Cameron; GRICIUNAS, Benas; Team.

Summary statistics: FG % 1st Half, 3FG % 1st Half, FT % 1st Half, 2nd half, Game, Deadball Rebounds.

Miami 88 • 7-1

Table with columns: Player, FG-FGA, 3-Ptr FG-FGA, FT-FTA, Rebounds (Off, Def, Tot), PF, TP, A TO, Blk, Stl, Min. Rows include Ja'Quan Newton; Davon Reed; Angel Rodriguez; Kamari Murphy; Tonye Jekiri; Anthony Lawrence; Sheldon McClellan; James Palmer; Ebuka Izundu; Mike Robinson; Ivan CruzUceda; Chris Stowell; Team.

Summary statistics: FG % 1st Half, 3FG % 1st Half, FT % 1st Half, 2nd half, Game, Deadball Rebounds.

Officials: Bryan Karsey, Tim Nestor, Keith Kimble
Technical fouls: Charlotte-None. Miami-None.
Attendance: 6735

Score by periods table with columns: 1st, 2nd, Total. Rows for Charlotte and Miami.

Last FG - CHA 2nd-00:51, UM 2nd-01:01.
Largest lead - CHA None, UM by 36 2nd-08:50.
CHA led for 00:00. UM led for 39:06. Game was tied for 00:54.

Points In Paint, Off T/O, 2nd Chance, Fast Break, Bench. Rows for Charlotte and Miami.

Score tied - 0 times.
Lead changed - 0 times.

Official Basketball Box Score -- Game Totals -- Final Statistics
Florida vs Miami
12-08-15 7:02 p.m. at BankUnited Center | Coral Gables, Fla.

Florida 55 • 6-2

Table with columns: #, Player, Total FG-FGA, 3-Ptr FG-FGA, FT-FTA, Rebounds (Off, Def, Tot), PF, TP, A, TO, Blk, Stl, Min. Includes totals and percentages for FG, 3FG, FT.

Miami 66 • 8-1

Table with columns: #, Player, Total FG-FGA, 3-Ptr FG-FGA, FT-FTA, Rebounds (Off, Def, Tot), PF, TP, A, TO, Blk, Stl, Min. Includes totals and percentages for FG, 3FG, FT.

Officials: Roger Ayers, Les Jones, Patrick Adams
Technical fouls: Florida-None. Miami-None.
Attendance: 7972

Score by periods table with columns: #, Player, 1st, 2nd, Total. Shows Florida 24, 31, 55 and Miami 33, 33, 66.

Last FG - UF 2nd-00:16, UM 2nd-06:37.
Largest lead - UF by 1 1st-16:45, UM by 15 2nd-01:52.
UF led for 00:13. UM led for 39:29. Game was tied for 00:18.

Points in Paint, Off T/O, 2nd Chance, Fast Break, Bench. Shows UF 22, 11, 9, 2, 10 and UM 22, 10, 11, 6, 3.

Score tied - 0 times.
Lead changed - 2 times.

Official Basketball Box Score -- Game Totals -- Final Statistics
Co. of Charleston vs Miami
12-19-15 2 p.m. at BankUnited Center | Coral Gables, Fla.

Co. of Charleston 63 • 7-3

Table with columns: #, Player, Total FG-FGA, 3-Ptr FG-FGA, FT-FTA, Rebounds (Off, Def, Tot), PF, TP, A, TO, Blk, Stl, Min. Includes totals and percentages for FG, 3FG, FT.

Miami 85 • 9-1

Table with columns: #, Player, Total FG-FGA, 3-Ptr FG-FGA, FT-FTA, Rebounds (Off, Def, Tot), PF, TP, A, TO, Blk, Stl, Min. Includes totals and percentages for FG, 3FG, FT.

Officials: Tim Comer, Tim Ebersole, Jerry Heater
Technical fouls: Co. of Charleston-None. Miami-None.
Attendance: 6956

Score by periods table with columns: #, Player, 1st, 2nd, Total. Shows Co. of Charleston 32, 31, 63 and Miami 41, 44, 85.

Last FG - COFC 2nd-01:13, UM 2nd-01:28.
Largest lead - COFC by 1 1st-19:18, UM by 28 2nd-03:55.
COFC led for 00:39. UM led for 38:54. Game was tied for 00:27.

Points in Paint, Off T/O, 2nd Chance, Fast Break, Bench. Shows Co. of Charleston 34, 9, 10, 2, 21 and Miami 38, 19, 9, 9, 39.

Score tied - 0 times.
Lead changed - 2 times.

Official Basketball Box Score -- Game Totals -- Final Statistics
Miami vs La Salle
12-22-15 5:06 pm at Philadelphia, Pa. (The Palestra)

Miami 95 • 10-1

Table with columns: #, Player, Total FG-FGA, 3-Ptr FG-FGA, FT-FTA, Rebounds (Off, Def, Tot), PF, TP, A, TO, Blk, Stl, Min. Includes totals and percentages for FG, 3FG, FT.

La Salle 49 • 4-5

Table with columns: #, Player, Total FG-FGA, 3-Ptr FG-FGA, FT-FTA, Rebounds (Off, Def, Tot), PF, TP, A, TO, Blk, Stl, Min. Includes totals and percentages for FG, 3FG, FT.

Officials: Tim Kelly, Ray Perone, Ron Tyburski
Technical fouls: Miami-None. La Salle-None.
Attendance: 3582

Score by periods table with columns: #, Player, 1st, 2nd, Total. Shows Miami 40, 55, 95 and La Salle 22, 27, 49.

Last FG - UM 2nd-01:05, LAS 2nd-01:27.
Largest lead - UM by 46 2nd-01:05, LAS None.
UM led for 38:27. LAS led for 00:00. Game was tied for 01:33.

Score tied - 0 times.
Lead changed - 0 times.

Official Basketball Box Score -- Game Totals -- Final Statistics
Princeton vs Miami
12-29-15 7:02 p.m. at BankUnited Center | Coral Gables, Fla.

Princeton 64 • 7-4

Table with columns: #, Player, Total FG-FGA, 3-Ptr FG-FGA, FT-FTA, Rebounds (Off, Def, Tot), PF, TP, A, TO, Blk, Stl, Min. Includes totals and percentages for FG, 3FG, FT.

Miami 76 • 11-1

Table with columns: #, Player, Total FG-FGA, 3-Ptr FG-FGA, FT-FTA, Rebounds (Off, Def, Tot), PF, TP, A, TO, Blk, Stl, Min. Includes totals and percentages for FG, 3FG, FT.

Officials: James Lueckie, Clarence Armstrong, Trey Styons
Technical fouls: Princeton-None. Miami-None.
Attendance: 6927

Score by periods table with columns: #, Player, 1st, 2nd, Total. Shows Princeton 30, 34, 64 and Miami 27, 49, 76.

Last FG - PRIN 2nd-01:07, UM 2nd-01:18.
Largest lead - PRIN by 7 2nd-10:44, UM by 12 2nd-00:37.
PRIN led for 12:00. UM led for 22:27. Game was tied for 05:33.

Score tied - 6 times.
Lead changed - 4 times.

Official Basketball Box Score -- Game Totals -- Final Statistics
Syracuse vs Miami
01-02-16 2:30 p.m. at BankUnited Center | Coral Gables, Fla.

Syracuse 51 • 10-5 (0-2)

Box score table for Syracuse vs Miami. Columns include Player, Total FG-FGA, 3-Ptr FG-FGA, FT-FTA, Rebounds (Off Def Tot), PF, TP, A TO Blk Stl, Min. Totals: 18-56, 7-22, 8-14, 12-29-41, 25-51, 7-19-1-7, 200.

Miami 64 • 12-1 (1-0)

Box score table for Miami vs Syracuse. Columns include Player, Total FG-FGA, 3-Ptr FG-FGA, FT-FTA, Rebounds (Off Def Tot), PF, TP, A TO Blk Stl, Min. Totals: 18-52, 3-25, 25-34, 12-29-41, 14-64, 9-12-7-12, 200.

Officials: Louie Andrakakos, Bill Covington, Jr., Tim Kelly
Technical fouls: Syracuse-None, Miami-None.
Attendance: 7041

Score by periods table showing 1st, 2nd, and Total scores for Syracuse (25, 26, 51) and Miami (17, 47, 64).

Last FG - SU 2nd-02:14, UM 2nd-00:37.
Largest lead - SU by 12 1st-02:55, UM by 14 2nd-00:37.
SU led for 19:49, UM led for 14:13. Game was tied for 05:30.

Points, In Paint, Off T/O, 2nd Chance, Fast Break, Bench table for Syracuse (25, 16, 10, 11, 3, 7) and Miami (30, 20, 5, 17, 23).

Score tied - 3 times.
Lead changed - 7 times.

Official Basketball Box Score -- Game Totals -- Final Statistics
Florida State vs Miami
01-09-16 5 p.m. at BankUnited Center | Coral Gables, Fla.

Florida State 59 • 10-5 (0-3)

Box score table for Florida State vs Miami. Columns include Player, Total FG-FGA, 3-Ptr FG-FGA, FT-FTA, Rebounds (Off Def Tot), PF, TP, A TO Blk Stl, Min. Totals: 23-65, 2-19, 11-16, 14-25-39, 17-59, 11-14-4-5, 200.

Miami 72 • 13-1 (2-0)

Box score table for Miami vs Florida State. Columns include Player, Total FG-FGA, 3-Ptr FG-FGA, FT-FTA, Rebounds (Off Def Tot), PF, TP, A TO Blk Stl, Min. Totals: 27-57, 6-24, 12-16, 7-31-38, 16-72, 12-13-1-4, 200.

Officials: Brian Dorsey, Les Jones, James Luckie
Technical fouls: Florida State-None, Miami-None.
Attendance: 7972

Score by periods table showing 1st, 2nd, and Total scores for Florida State (24, 35, 59) and Miami (32, 40, 72).

Last FG - FS 2nd-00:28, UM 2nd-01:13.
Largest lead - FS None, UM by 17 2nd-10:26.
FS led for 00:00, UM led for 39:05. Game was tied for 00:55.

Points, In Paint, Off T/O, 2nd Chance, Fast Break, Bench table for Florida State (38, 8, 12, 18, 7, 20) and Miami (40, 14, 9, 7, 20).

Score tied - 0 times.
Lead changed - 0 times.

Official Basketball Box Score -- Game Totals -- Final Statistics
Miami vs Virginia
01-12-16 7:00 p.m. at Charlottesville, Va. (JPJ)

Miami 58 • 13-2 (2-1 ACC)

Box score table for Miami vs Virginia. Columns include Player, Total FG-FGA, 3-Ptr FG-FGA, FT-FTA, Rebounds (Off Def Tot), PF, TP, A TO Blk Stl, Min. Totals: 21-50, 6-22, 10-17, 10-17-27, 17-58, 8-9-1-5, 200.

Virginia 66 • 13-3 (2-2 ACC)

Box score table for Virginia vs Miami. Columns include Player, Total FG-FGA, 3-Ptr FG-FGA, FT-FTA, Rebounds (Off Def Tot), PF, TP, A TO Blk Stl, Min. Totals: 24-47, 2-7, 16-21, 10-25-35, 19-66, 12-11-3-1, 200.

Officials: Tim Nestor, Jeffrey Anderson, Tim Clougherty
Technical fouls: Miami-None, Virginia-None.
Attendance: 13495

Score by periods table showing 1st, 2nd, and Total scores for Miami (23, 35, 58) and Virginia (27, 39, 66).

Last FG - UM 2nd-02:22, VA 2nd-01:06.
Largest lead - UM by 3 2nd-16:46, VA by 8 2nd-00:43.
UM led for 06:17, VA led for 28:38. Game was tied for 05:00.

Score tied - 5 times.
Lead changed - 14 times.

Official Basketball Box Score -- Game Totals -- Final Statistics
Miami vs Clemson
01-16-16 2:00 PM at Greenville, S.C.

Miami 65 • 13-3, 2-2 ACC

Box score table for Miami vs Clemson. Columns include Player, Total FG-FGA, 3-Ptr FG-FGA, FT-FTA, Rebounds (Off Def Tot), PF, TP, A TO Blk Stl, Min. Totals: 24-55, 7-14, 10-14, 13-19-32, 12-65, 9-13-3-4, 200.

Clemson 76 • 12-6, 5-1 ACC

Box score table for Clemson vs Miami. Columns include Player, Total FG-FGA, 3-Ptr FG-FGA, FT-FTA, Rebounds (Off Def Tot), PF, TP, A TO Blk Stl, Min. Totals: 27-56, 7-16, 15-15, 10-20-30, 12-76, 15-8-3-8, 200.

Officials: Roger Ayers, Bill Covington Jr., Tim Kelly
Technical fouls: Miami-None, Clemson-TEAM.
Attendance: 12575

Score by periods table showing 1st, 2nd, and Total scores for Miami (34, 31, 65) and Clemson (32, 44, 76).

Last FG - UM 2nd-00:33, CU 2nd-01:41.
Largest lead - UM by 6 2nd-14:13, CU by 13 2nd-00:45.
UM led for 21:39, CU led for 09:29. Game was tied for 08:52.

Score tied - 12 times.
Lead changed - 12 times.



Official Basketball Box Score -- Game Totals -- Final Statistics

Miami vs Boston College
01-20-16 9:06 PM at Silvio O. Conte Forum, Chestnut Hill, MA

Miami 67 • 14-3; 3-2 ACC

Box score table for Miami vs Boston College. Columns include Player, FG-FGA, 3-Ptr, Rebounds, PF, TP, A TO Blk Stl, Min. Totals: 24-55, 2-10, 17-28, 10 33 43, 15 67, 10 13 4 11, 200.

Boston College 53 • 7-11; 0-5 ACC

Box score table for Boston College vs Miami. Columns include Player, FG-FGA, 3-Ptr, Rebounds, PF, TP, A TO Blk Stl, Min. Totals: 21-56, 3-14, 8-14, 7 30 37, 19 53, 12 15 5 5, 200.

Officials: Mike Eades, Sean Hull, Raymond Slyons, Jr. Technical fouls: Miami-None. Boston College-None. Attendance: 3286

Score by periods table with columns: 1st, 2nd, Total. Miami: 29, 38, 67. Boston College: 28, 25, 53.

Last FG - UM 2nd-00:53, BC 2nd-07:03. Largest lead - UM by 14 2nd-00:14, BC by 3 1st-04:49. UM led for 35:01, BC led for 04:14, Game was tied for 00:45.

Advanced stats table for Miami vs Boston College. Columns: In Points, Off T/O, 2nd Chance, Fast Break, Bench. Miami: 42, 12, 6, 8, 17. Boston College: 26, 11, 4, 9, 10.

Score tied - 2 times. Lead changed - 6 times.

Official Basketball Box Score -- Game Totals -- Final Statistics

Wake Forest vs Miami
01-23-16 12 p.m. at BankUnited Center | Coral Gables, Fla.

Wake Forest 63 • 10-9, 1-6

Box score table for Wake Forest vs Miami. Columns include Player, FG-FGA, 3-Ptr, Rebounds, PF, TP, A TO Blk Stl, Min. Totals: 23-59, 6-18, 11-18, 14 23 37, 22 63, 13 16 4 6, 200.

Miami 77 • 15-3, 4-2

Box score table for Miami vs Wake Forest. Columns include Player, FG-FGA, 3-Ptr, Rebounds, PF, TP, A TO Blk Stl, Min. Totals: 23-64, 7-20, 24-28, 20 27 47, 16 77, 12 10 4 12, 200.

Officials: Les Jones, Brian Dorsey, William Humes Technical fouls: Wake Forest-None. Miami-Kamari Murphy. Attendance: 6928

Score by periods table with columns: 1st, 2nd, Total. Wake Forest: 33, 30, 63. Miami: 35, 42, 77.

Last FG - WF 2nd-00:28, UM 2nd-01:09. Largest lead - WF by 3 1st-19:45, UM by 17 2nd-01:56. WF led for 02:09, UM led for 33:23, Game was tied for 04:28.

Advanced stats table for Wake Forest vs Miami. Columns: In Points, Off T/O, 2nd Chance, Fast Break, Bench. Wake Forest: 30, 13, 17, 6, 22. Miami: 24, 12, 13, 8, 33.

Score tied - 5 times. Lead changed - 3 times.

Official Basketball Box Score -- Game Totals -- Final Statistics

Duke vs Miami
01-25-16 7 p.m. at BankUnited Center | Coral Gables, Fla.

Duke 69 • 15-6, 4-4 ACC

Box score table for Duke vs Miami. Columns include Player, FG-FGA, 3-Ptr, Rebounds, PF, TP, A TO Blk Stl, Min. Totals: 25-60, 6-20, 13-17, 16 21 37, 13 69, 8 11 0 3, 200.

Miami 80 • 16-3, 5-2 ACC

Box score table for Miami vs Duke. Columns include Player, FG-FGA, 3-Ptr, Rebounds, PF, TP, A TO Blk Stl, Min. Totals: 30-59, 7-20, 13-17, 11 22 33, 16 80, 24 7 7 3, 200.

Officials: Michael Stephens, John Gaffney, Pat Driscoll Technical fouls: Duke-None. Miami-None. Attendance: 7972

Score by periods table with columns: 1st, 2nd, Total. Duke: 31, 38, 69. Miami: 35, 45, 80.

Last FG - DU 2nd-01:12, UM 2nd-00:02. Largest lead - DU by 5 1st-14:46, UM by 14 2nd-00:03. DU led for 03:37, UM led for 32:53, Game was tied for 03:30.

Advanced stats table for Duke vs Miami. Columns: In Points, Off T/O, 2nd Chance, Fast Break, Bench. Duke: 34, 9, 11, 6, 7. Miami: 42, 13, 12, 10, 21.

Score tied - 5 times. Lead changed - 6 times.

Official Basketball Box Score -- Game Totals -- Final Statistics

Miami vs NC State
01-30-16 3 p.m. at PNC Arena - Raleigh, N.C.

Miami 69 • 16-4, 5-3

Box score table for Miami vs NC State. Columns include Player, FG-FGA, 3-Ptr, Rebounds, PF, TP, A TO Blk Stl, Min. Totals: 23-58, 8-26, 15-16, 4 19 23, 25 69, 14 8 3 5, 200.

NC State 85 • 12-10, 2-7

Box score table for NC State vs Miami. Columns include Player, FG-FGA, 3-Ptr, Rebounds, PF, TP, A TO Blk Stl, Min. Totals: 27-53, 5-11, 26-31, 2 31 41, 14 85, 13 11 2 3, 200.

Officials: Jamie Luckie, Tim Comer, Jeff Anderson Technical fouls: Miami-None, NC State-None. Attendance: 18103

Score by periods table with columns: 1st, 2nd, Total. Miami: 32, 37, 69. NC State: 37, 48, 85.

Last FG - UM 2nd-00:20, ST 2nd-00:27. Largest lead - UM by 2 1st-12:46, ST by 18 2nd-00:27. UM led for 02:55, ST led for 31:31, Game was tied for 05:34.

Advanced stats table for NC State vs Miami. Columns: In Points, Off T/O, 2nd Chance, Fast Break, Bench. Miami: 20, 6, 2, 17, 14. NC State: 34, 14, 6, 11, 15.

Score tied - 4 times. Lead changed - 10 times.

Official Basketball Box Score -- Game Totals -- Final Statistics

Notre Dame vs Miami
02-03-16 7:10 P.M. at BankUnited Center | Coral Gables, Fla.

Notre Dame 70 • 15-7, 6-4

Table with 14 columns: #, Player, FG-FGA, 3-PT, FT-FTA, Rebounds (Off, Def, Tot), PF, TP, A, TO, Blk, Stl, Min. Includes team totals and game statistics.

Miami 79 • 17-4, 6-3

Table with 14 columns: #, Player, FG-FGA, 3-PT, FT-FTA, Rebounds (Off, Def, Tot), PF, TP, A, TO, Blk, Stl, Min. Includes team totals and game statistics.

Officials: Mike Eades, Lamar Simpson, Bill Covington, Jr.
Technical fouls: Notre Dame-Colson,Bonzie. Miami-Tonye Jekiri.

Score by periods table with columns: 1st, 2nd, Total

Last FG - ND 2nd-00:02, UM 2nd-01:48.
Largest lead - ND by 2 1st-12:01, UM by 20 2nd-08:06.

Points table with columns: In, Off, 2nd, Fast, Bench

Score tied - 3 times.
Lead changed - 4 times.

Official Basketball Box Score -- Game Totals -- Final Statistics

Miami vs Georgia Tech
02-07-16 1 p.m. at McComish Pavilion, Atlanta, Ga.

Miami 75 • 18-4, 7-3 ACC

Table with 14 columns: #, Player, FG-FGA, 3-PT, FT-FTA, Rebounds (Off, Def, Tot), PF, TP, A, TO, Blk, Stl, Min. Includes team totals and game statistics.

Georgia Tech 68 • 12-11, 2-8 ACC

Table with 14 columns: #, Player, FG-FGA, 3-PT, FT-FTA, Rebounds (Off, Def, Tot), PF, TP, A, TO, Blk, Stl, Min. Includes team totals and game statistics.

Officials: Brian Dorsey, Tim Comer, Joe Lindsay
Technical fouls: Miami-None. Georgia Tech-None.

Score by periods table with columns: 1st, 2nd, Total

Last FG - UM 2nd-01:49, GT 2nd-00:22.
Largest lead - UM by 7 2nd-10:19, GT by 6 1st-08:13.

Points table with columns: In, Off, 2nd, Fast, Bench

Score tied - 3 times.
Lead changed - 3 times.

Official Basketball Box Score -- Game Totals -- Final Statistics

Pittsburgh vs Miami
02-09-16 7 p.m. at BankUnited Center | Coral Gables, Fla.

Pittsburgh 63 • 17-6, 6-5

Table with 14 columns: #, Player, FG-FGA, 3-PT, FT-FTA, Rebounds (Off, Def, Tot), PF, TP, A, TO, Blk, Stl, Min. Includes team totals and game statistics.

Miami 65 • 19-4, 8-3

Table with 14 columns: #, Player, FG-FGA, 3-PT, FT-FTA, Rebounds (Off, Def, Tot), PF, TP, A, TO, Blk, Stl, Min. Includes team totals and game statistics.

Officials: Roger Ayers, Tim Nestor, Les Jones
Technical fouls: Pittsburgh-None. Miami-None.

Score by periods table with columns: 1st, 2nd, Total

Last FG - UP 2nd-00:31, UM 2nd-00:01.
Largest lead - UP by 8 1st-03:19, UM by 7 2nd-13:19.

Points table with columns: In, Off, 2nd, Fast, Bench

Score tied - 8 times.
Lead changed - 9 times.

Official Basketball Box Score -- Game Totals -- Final Statistics

Miami vs Florida State
02-14-16 6:30 pm at the Tucker Center - Tallahassee, FL

Miami 67 • 20-4 (9-3 ACC)

Table with 14 columns: #, Player, FG-FGA, 3-PT, FT-FTA, Rebounds (Off, Def, Tot), PF, TP, A, TO, Blk, Stl, Min. Includes team totals and game statistics.

Florida State 65 • 16-9 (6-7 ACC)

Table with 14 columns: #, Player, FG-FGA, 3-PT, FT-FTA, Rebounds (Off, Def, Tot), PF, TP, A, TO, Blk, Stl, Min. Includes team totals and game statistics.

Officials: Michael Stephens, Brian O'Connell, Lamont Simpson
Technical fouls: Miami-None. Florida State-None.

Score by periods table with columns: 1st, 2nd, Total


Last FG - UM 2nd-04:24, FS 2nd-00:47.
Largest lead - UM by 13 2nd-18:35, FS by 1 1st-10:13.

Points table with columns: In, Off, 2nd, Fast, Bench

Score tied - 3 times.
Lead changed - 2 times.







# EBUKA IZUNDU

Freshman | Center | 6-10 | 210

# 15

Charlotte, N.C. | Victory Christian Center | Lagos, Nigeria

- First name Ebuka is pronounced E-boo-kuh. Last name is E-zoon-du.
- Born in Lagos, Nigeria. Speaks African language of Igbo.
- Moved to the United States in 2013.
- Long and athletic body.
- Great touch around the basket.
- Potential to develop into a great ACC post scorer.

• Favorites: Food: Rice and Chicken. Athlete: Kevin Durant. Pro Sports Team: Oklahoma City Thunder. Midnight Snack: Doritos. Ice Cream: Vanilla. Cereal: Cocoa Puffs. Movie: 2 Fast 2 Furious. Musical Artist: Meek Mill. Place on Campus: Locker Room.

### Prep

Averaged 21 points, 15 rebounds and six blocks for Victory Christian Center School as a senior ... Averaged 18 points, 12 rebounds and six blocks in junior season ... First-team All Charlotte Observer ... No. 134 player and No. 19 center in 2015 class by Rivals.com ... No. 70 player, No. 20 power forward and No. 5 North Carolina player in 2015 class by 247Sports.

### Personal

Born June 28, 1996 in Lagos, Nigeria ... First name Ebuka is pronounced E-boo-kuh. Last name is E-zoon-du ... Moved to the United States in 2013 ... Son of Emma and Ifeoma Izundu ... One brother: Okwy; Four sisters: Chioma Ojo, Vivian, Chingo and Ifunaya ... Speaks African language of Igbo ... Majoring in business management ... Chose Miami over Arkansas, Cincinnati and Charlotte ... Played AAU for Charlotte ACES ... Originally signed with Charlotte, then was released from commitment after 49ers coach was let go.

### Izundu Season Highs

<b>Points</b>	Season: 15, vs. Mississippi State, 11/19
ACC: 2, vs. Pittsburgh, 2/9/16	
<b>Rebounds</b>	Season: 7, vs. Mississippi State, 11/19
ACC: --	
<b>Assists</b>	Season: 1 (2x) last vs. Charlotte, 12/5/15
ACC: --	
<b>Steals</b>	Season: 1, at Florida State, 2/14/16
ACC: 1, vs. Pittsburgh, 2/9/16	
<b>Blocked Shots</b>	Season: 1, vs. Pittsburgh, 2/9/16
ACC: 1, vs. Pittsburgh, 2/9/16	
<b>Field Goals</b>	Season: 3 (2x), last at La Salle, 12/22/15
ACC: 1, vs. Pittsburgh, 2/9/16	
<b>Field Goal Attempts</b>	Season: 5, vs. Mississippi State, 11/19
ACC: 1, vs. Pittsburgh, 2/9/16	
<b>Free Throws</b>	Season: 5, vs. Mississippi State, 11/19
ACC: --	
<b>Free Throw Attempts</b>	Season: 7, vs. Mississippi State, 11/19
ACC: --	
<b>3-Point Field Goals</b>	Season: --
ACC: --	
<b>3-Point Field Goal Attempts</b>	Season: --
ACC: --	
<b>Minutes</b>	Season: 15, vs. Mississippi State, 11/19
ACC: 8, vs. Pittsburgh, 2/9/16	

### IZUNDU CAREER STATISTICS

Season	GP	GS	Min.	Avg.	FG			3-Point			Free Throws			Rebounds				PF		FO		Ast.		TO		Blk		Stl		Pts.		Avg.
					FG	FGA	Pct.	FG	FGA	Pct.	FT	FTA	Pct.	Off.	Def.	Tot.	Avg.	Pct.	FO	Ast.	TO	Blk	Stl	Pts.								
2015-16	11	0	58	5.3	8	14	.571	0	0	.000	8	13	.615	9	6	15	1.4	12	0	2	2	2	1	1	24	2.2						

IZUNDU 2015-16	Opponent	Date	GS	Min	TOTAL			3-PTS			FREE THROWS			REBOUNDS				PF	FO	A	TO	Blk	Stl	Pts	Avg
					FG	FGA	Pct	3FG	FGA	Pct	FT	FTA	Pct	Off	Def	Tot	Avg								
	UTRGV	11-13-15		4	0	0	.000	0	0	.000	0	0	.000	0	0	0	0.0	2	0	0	0	0	0	0	0.0
	LOUISIANA	11-16-15		0	0	0	.000	0	0	.000	0	0	.000	0	0	0	0.0	0	0	0	0	0	0	0	0.0
	vs Mississippi State	11-19-15		15	3	5	.600	0	0	.000	5	7	.714	5	2	7	2.3	0	0	0	0	0	0	11	3.7
	vs Utah	11-20-15		3	1	1	1.000	0	0	.000	2	4	.500	1	2	3	2.5	0	0	1	0	0	0	4	3.8
	vs. Butler	11-22-15		DNP																					
	NORTHEASTERN	11-27-15		DNP																					
	at Nebraska	12-01-15		DNP																					
	CHARLOTTE	12-05-15		6	0	1	.000	0	0	.000	0	0	.000	0	0	0	2.0	3	0	1	1	0	0	0	3.0
	FLORIDA	12-08-15		4	0	3	.000	0	0	.000	0	0	.000	1	0	1	1.8	1	0	0	0	0	0	0	2.5
	CO. OF CHARLESTON	12-19-15		3	0	0	.000	0	0	.000	1	2	.500	0	0	0	1.6	1	0	0	0	0	0	1	2.3
	at La Salle	12-22-15		9	3	3	1.000	0	0	.000	0	0	.000	2	2	4	1.9	1	0	0	1	0	0	6	2.8
	PRINCETON	12-29-15		DNP																					
	SYRACUSE	01-02-16		DNP																					
	FLORIDA STATE	01-09-16		DNP																					
	at Virginia	01-12-16		DNP																					
	at Clemson	01-16-16		1	0	0	.000	0	0	.000	0	0	.000	0	0	0	1.7	0	0	0	0	0	0	0	2.4
	at Boston College	01-20-16		DNP																					
	WAKE FOREST	01-23-16		DNP																					
	DUKE	01-25-16		DNP																					
	at NC State	01-30-16		DNP																					
	NOTRE DAME	02-03-16		DNP																					
	at Georgia Tech	02-07-16		DNP																					
	Pittsburgh	02-09-16		8	1	1	1.000	0	0	.000	0	0	.000	0	0	0	1.5	1	0	0	0	1	0	2	2.4
	at Florida State	02-14-16		5	0	0	.000	0	0	.000	0	0	.000	0	0	0	1.4	3	0	0	0	0	1	0	2.2



# TONYE JEKIRI

Senior | Center | 7-0 | 248

# 23

Hialeah, Fla. | Champagnat Catholic School (Fla.) | Port Harcourt, Nigeria

**Puerto Rico Tip-Off All-Tournament Team, 2015 ACSMA & Coaches 2015 All-ACC Defensive Team**

**2014-15 Led ACC in rebounds - 9.9 rpg all games, 10.9 ACC games 2014-15 All-ACC Basketball Team, H.M.**

**Gildan Charleston Classic All-Tournament Team**

- Lone remaining player from the 2013 ACC Championship and NCAA Sweet 16 team.
- Only played basketball for five years after moving from Nigeria to South Florida in September 2010 to begin hoops career. Previously played soccer in Africa, but height led him to hoops.
- Terrific learner who picks up concepts quickly.
- Good passer for his size.
- Very good position defender on and off ball.
- Rebounder and shot blocker, developing his offensive game.
- Can play with back to basket or step out for a 15-17-foot jumper.
- Runs the floor like a guard and has unstoppable motor. Exceptionally fast and athletically gifted for a big man.
- Second Florida recruit in Larrañaga era, following Shane Larkin.
- First time he saw snow was on a road trip to UMass on Dec. 1, 2012, during freshman season.
- Acclimated himself well from Nigeria to U.S. culture.
- Chose jersey number 23 because July 23 is birthday.
- Favorites: Food: Rice & chicken. Basketball movie: Love & Basketball.
- Sport besides basketball: Soccer.
- Why UM: The coaching staff.

**As a Junior (2014-15): Final 2015 NCAA rankings:** No. 5 total rebounds; No. 20 defensive rebounds per game; No. 21 rebounds per game; No. 43 double doubles; No. 44 offensive rebounds per game; No. 91 total blocks. **Among ACC players in all games:** No. 1 rebounds (9.9); No. 1 defensive rebounds (6.7); No. 4 offensive rebounds (3.2); No. 5 blocked shots (1.4) ... **Among ACC players in league games only:** No. 1 rebounds (10.9) ... No. 1 defensive rebounds (7.3); No. 2 offensive rebounds (3.6); No. 6 blocked shots (1.3).

**High School:** Rated the 17th-best center in the country by ESPN.com and No. 13 by Scout.com ... Averaged 20 points, 12 rebounds and 5 blocks per game as a senior ... Notched 45 points and 20 rebounds in regional semifinals and 18 points, 14 rebounds and six blocks in regional finals ... Led his team to the 2A state title game ... First team 2011-12 Boys Class 2A All-State Team ... First Team All-FHSAA Tournament at state championships ... Orlando Sentinel's 2011-12 All-Florida boys basketball team ... Averaged 14 points and 10 rebounds per game as a junior with Champagnat, his first year of organized hoops ... Team MVP ... Team captain ... On the AAU circuit, played for Team Breakdown ... Dominated at the Source Hoops Elite Camp and led Team Breakdown to championships in the Breakdown Hoops Festival and the Big Shots Myrtle Beach I ... Can play with his back to the basket or step out for a 10-12-foot shot ... Runs the floor like a guard and has an unstoppable motor.

**Personal:** Born July 23, 1994 in Nigeria ... Given name is Tonye Frank Jekiri (TAHN-yay Ja-KEER-EE) ... Son of Emiliania and Frank ... Brother to Tammie, Omiebi and Boma ... Expecting to graduate in May 2016 with B.S. Ed. in sports administration ... Chose his jersey number 23 because July 23 is his birthday ... Originally from Nigeria, Jekiri moved to South Florida in September 2010 to begin his basketball career ... Previously played soccer ... Chose Miami over considerations from Virginia Tech, Clemson, Florida State, Auburn, Vanderbilt and Alabama ... Jekiri was Larrañaga's second recruit from the state of Florida, joining former Canes PG Shane Larkin from Orlando, Fla.

2012-13			
Opposition	P	R	A
at FGCU	1	2	0
Jacksonville	0	0	0
Michigan State	0	2	0
at Massachusetts	0	0	0
Charlotte	0	0	0
at UCF	3	2	0
at Hawaii	1	0	0
vs. Arizona	0	2	0
vs. Indiana State	0	0	0
La Salle	0	1	0
at Georgia Tech	2	2	0
at North Carolina	0	1	0
Maryland	2	4	0
at Boston College	0	1	1
Duke	2	2	0
Florida State	4	2	0
at Virginia Tech	2	1	0
at NC State	0	2	1
Boston College	2	4	0
North Carolina	2	2	0
at Florida State	2	2	0
at Clemson	0	0	0
Virginia	2	0	0
at Wake Forest	2	3	0
Virginia Tech	4	2	0
at Duke	2	0	0
Georgia Tech	0	0	0
Clemson	2	3	0
vs. Boston College	0	1	0
vs. NC State	2	1	0
vs. North Carolina	1	1	0
vs. Pacific	6	5	0
vs. Illinois	4	2	1
vs. Marquette	0	3	0

2013-14			
Opposition	P	R	A
St. Francis (NY)	6	9	1
Ga. Southern	2	1	0
Texas Southern	4	4	0
at C of Charleston	6	3	0
UCF	2	3	0
vs. Geo. Wash.	2	1	1
at CS Fullerton	4	4	0
vs. Arizona State	0	3	0
at Nebraska	2	7	1
Virginia Tech	2	7	0
at Savannah St.	4	1	1
La Salle	9	7	0
Loyola	10	4	2
at Syracuse	5	3	2
at North Carolina	2	10	1
Florida State	2	7	1
at Georgia Tech	0	3	0
Duke	8	9	0
Syracuse	3	5	4
at Maryland	0	6	0
Norfolk State	4	2	1
Pittsburgh	3	4	0
NC State	0	4	0
at Florida State	15	6	0
at Virginia Tech	0	3	0
Notre Dame	2	6	2
Boston College	5	7	1
at Virginia	4	6	0
at NC State	14	13	0
at Clemson	2	2	0
Wake Forest	6	9	1
vs. Virginia Tech	5	12	2
vs. NC State	6	9	1

2014-15			
Opposition	P	R	A
Howard	6	11	1
at Florida	8	8	1
vs. Drexel	8	13	4
vs. Akron	8	16	0
vs. Charlotte	11	7	1
at Charlotte	4	13	1
South Alabama	13	8	8
Illinois	6	9	2
Green Bay	2	3	1
Savannah State	8	9	3
Eastern Kentucky	2	6	0
La Salle	12	10	2
Charleston	8	8	1
Virginia	8	12	3
Boston College	13	15	0
at Duke	10	10	0
at Notre Dame	8	13	0
NC State	6	10	0
at Syracuse	13	15	1
Georgia Tech	13	9	0
at Florida State	4	5	0
Louisville	10	10	2
Clemson	6	17	2
at Wake Forest	6	3	0
at Boston College	12	15	0
Virginia Tech	15	15	2
at Louisville	13	15	1
Florida State	12	11	0
North Carolina	6	7	0
at Pittsburgh	10	11	1
at Virginia Tech	4	3	1
vs. Virginia Tech	9	8	1
vs. Notre Dame	11	11	0
NC Central	11	6	2
Alabama	9	12	0
at Richmond	8	10	1
vs. Temple	4	2	0

**Jekiri Season / Career Highs**

**Points**

Season: 20, vs. Utah, 11/21/15  
 Career: 20, vs. Utah, 11/21/15  
 ACC: 15 (2x) last vs. Virginia Tech, 2/18/15

**Rebounds**

Season: 17, at Boston College, 1/20/16  
 Career: 17 (2x) last at Boston College, 1/20/16  
 ACC: 17(2x) last at Boston College, 1/20/16

**Assists**

Season: 3, vs. Duke, 1/25/16  
 Career: 8, vs. South Alabama, 11/28/14  
 ACC: 4, vs. Syracuse, 1/25/14

**Steals**

Season: 2, at Florida State, 2/14/16  
 Career: 4, at Duke, 1/13/15  
 ACC: 4, at Duke, 1/13/15

**Blocked Shots**

Season: 5, vs. Northeastern, 11/28/15  
 Career: 5 (3x) last vs. Northeastern, 11/28/15  
 ACC: 5, vs. Clemson, 2/8/15

**Field Goals**

Season: 8, vs. Utah, 11/21/15  
 Career: 8, vs. Utah, 11/21/15  
 ACC: 6, (2x) last at Louisville, 2/21/15

**Field Goal Attempts**

Season: 10 (2x) last at Clemson, 1/16/16  
 Career: 14, vs. Louisville, 2/3/15  
 ACC: 14, vs. Louisville, 2/3/15

**Free Throws**

Season: 4 (2x) last vs. Butler, 11/22/15  
 Career: 8, at Boston College, 2/16/15  
 ACC: 8, at Boston College, 2/16/15

**Free Throw Attempts**

Season: 5, vs. Utah, 11/21/15  
 Career: 10, at Boston College, 2/16/15  
 ACC: 10, at Boston College, 2/16/15

**3-Point Field Goals**

Season: --  
 Career: 1, vs. Alabama, 3/21/15  
 ACC: --

**3-Point Field Goal Attempts**

Season: 1 (3x) last at Nebraska, 12/1/15  
 Career: 1 (2x) vs. UTRGV, 11/13/15  
 ACC: 1, vs. Florida State, 1/9/16

**Minutes**

Season: 39, at Nebraska, 12/1/15  
 Career: 47, at Boston College, 2/16/15  
 ACC: 47, at Boston College, 2/16/15

JEKIRI CAREER STATISTICS		3-Point			Free Throws			Rebounds					Scoring												
Season	GP	GS	Min.	Avg.	FG	FGA	Pct.	FG	FGA	Pct.	FT	FTA	Pct.	Off.	Def.	Tot.	Avg.	PF	FO	Ast.	TO	Blk	Stl	Pts.	Avg.
2012-13	34	0	235	6.9	18	35	.514	0	0	.000	11	20	.550	28	27	55	1.6	35	0	4	11	11	7	47	1.4
2013-14	33	16	705	21.4	57	125	.456	0	0	.000	25	43	.581	67	113	180	5.5	87	5	22	31	29	21	139	4.2
2014-15	37	37	1120	30.3	123	246	.500	1	1	1.000	70	96	.729	118	248	366	9.9	114	5	42	51	51	21	317	8.6
2015-16	24	24	710	29.6	83	153	.542	0	4	.000	28	45	.622	70	165	235	9.8	70	0	21	32	28	9	194	8.1
TOTAL	128	77	2770	21.6	281	559	.503	1	5	.200	134	204	.657	283	553	836	6.5	306	10	89	125	119	58	697	5.4

JEKIRI 2015-16		TOTAL			3-PTS			FREE THROWS REBOUNDS					Scoring												
Opponent	Date	GS	Min	FG	FGA	Pct	3FG	FGA	Pct	FT	FTA	Pct	Off	Def	Tot	Avg	PF	FO	A	TO	Blk	Stl	Pts	Avg	
UTRGV	11-13-15	*	28	2	5	.400	0	1	.000	3	4	.750	2	10	12	12.0	3	0	1	1	0	0	0	7	7.0
LOUISIANA	11-16-15	*	23	2	6	.333	0	1	.000	0	1	.000	1	3	4	8.0	4	0	1	2	0	0	0	4	5.5
vs Mississippi State	11-19-15	*	18	3	5	.600	0	0	.000	2	2	1.000	3	7	10	8.7	3	0	2	3	1	0	8	6.3	
vs Utah	11-20-15	*	32	8	10	.800	0	0	.000	4	5	.800	5	7	12	9.5	2	0	1	1	1	1	20	9.8	
vs Butler	11-22-15	*	34	4	6	.667	0	0	.000	4	4	1.000	4	8	12	10.0	4	0	1	3	2	0	12	10.2	
NORTHEASTERN	11-27-15	*	37	4	8	.500	0	0	.000	0	1	.000	2	10	12	10.3	2	0	2	2	5	0	8	9.8	
at Nebraska	12-01-15	*	39	2	8	.250	0	1	.000	3	3	1.000	2	8	10	10.3	3	0	2	2	2	0	7	9.4	
CHARLOTTE	12-05-15	*	18	4	6	.667	0	0	.000	0	1	.000	0	10	10	10.3	2	0	0	0	0	0	8	9.3	
FLORIDA	12-08-15	*	27	3	4	.750	0	0	.000	3	4	.750	5	4	9	10.1	3	0	1	3	3	0	9	9.2	
CO. OF CHARLESTON	12-19-15	*	25	5	6	.833	0	0	.000	0	0	.000	3	5	8	9.9	3	0	2	1	0	1	10	9.3	
at La Salle	12-22-15	*	21	4	4	1.000	0	0	.000	2	3	.667	3	11	14	10.3	3	0	0	2	1	0	10	9.4	
PRINCETON	12-29-15	*	30	3	5	.600	0	0	.000	1	2	.500	4	4	8	10.1	2	0	0	0	2	0	7	9.2	
SYRACUSE	01-02-16	*	33	2	5	.400	0	0	.000	0	1	.000	1	2	3	9.5	3	0	0	1	1	0	4	8.8	
FLORIDA STATE	01-09-16	*	33	4	7	.571	0	1	.000	0	0	.000	2	8	10	9.6	2	0	0	0	0	0	8	8.7	
at Virginia	01-12-16	*	31	2	4	.500	0	0	.000	1	2	.500	2	4	6	9.3	2	0	0	1	0	1	5	8.5	
at Clemson	01-16-16	*	31	4	10	.400	0	0	.000	0	0	.000	6	5	11	9.4	4	0	0	2	3	1	8	8.4	
at Boston College	01-20-16	*	34	2	8	.250	0	0	.000	2	4	.500	4	13	17	9.9	3	0	0	3	3	1	6	8.3	
WAKE FOREST	01-23-16	*	34	4	6	.667	0	0	.000	0	1	.000	4	8	12	10.0	2	0	1	0	1	0	8	8.3	
DUKE	01-25-16	*	34	3	7	.429	0	0	.000	1	1	1.000	6	4	10	10.0	3	0	3	0	2	0	7	8.2	
at NC State	01-30-16	*	35	3	4	.750	0	0	.000	0	0	.000	1	4	5	9.8	4	0	2	1	0	0	6	8.1	
NOTRE DAME	02-03-16	*	27	3	6	.500	0	0	.000	0	0	.000	3	9	12	9.9	4	0	1	0	0	0	6	8.0	
at Georgia Tech	02-07-16	*	32	4	8	.500	0	0	.000	0	0	.000													



# ANTHONY LAWRENCE, JR.

Freshman | Guard | 6-7 | 210

3

St. Petersburg, Fla. | Lakewood Senior HS

- Can play multiple positions. Was point guard in high school and will play small forward at Miami.
- Athletic and can attack the basket with authority.
- Son of a high school coach.

- Favorites: Athlete: LeBron James. Sports Team: Cleveland Cavaliers. Video Game: 2K. Class at UM: Acting. Movie: Friday. TV Show: Martin. Musical Artist: Future. Place on campus: BUC.

### Prep

Led Lakewood Senior High School team to the Class 5A state championship game as a junior ... Scored 18 points in the championship game and totaled 25 rebounds in two state tournament games ... Averaged 20 points and 13 rebounds as a junior at Lakewood, and in sophomore campaign, averaged 21 points, eight rebounds and four steals ... Listed as a three-star recruit by ESPN.

### Personal

Born Sept. 6, 1996 in St. Petersburg, Fla. ... Son of Anthony Sr. and Zelia ... One sister, Taylor ... Majoring in sports administration ... Played AAU ball for Each 1 Teach 1 Elite ... Chose Miami over offers from USC, Clemson and Texas, among others ... Anthony's father, Anthony Lawrence Sr., was a two-year letterman at Miami from 1991-93. After college, he played overseas in Portugal, Mexico and the Dominican Republic ... Lawrence Jr.'s uncle, Patrick, also played at Miami from 1991-94.

### Lawrence, Jr. Season Highs

- Points**  
Season: 18, vs. Notre Dame, 2/3/16  
ACC: 18, vs. Notre Dame, 2/3/16
- Rebounds**  
Season: 7, at Nebraska, 12/1/15  
ACC: 3, at Georgia Tech, 2/7/16
- Assists**  
Season: 4, vs. Louisiana, 11/16/15  
ACC: 3, at Georgia Tech, 2/7/16
- Steals**  
Season: 2 (4x) last vs. Charleston, 12/19/15  
ACC: 1 (3x) last vs. Notre Dame, 2/3/16
- Blocked Shots**  
Season: 2, vs. Notre Dame, 2/3/16  
ACC: 2, vs. Notre Dame, 2/3/16
- Field Goals**  
Season: 5 (2x) last vs. Notre Dame, 2/3/16  
ACC: 5, vs. Notre Dame, 2/3/16
- Field Goal Attempts**  
Season: 7 (2x) last at Nebraska, 12/1/15  
ACC: 6, vs. Notre Dame, 2/3/16
- Free Throws**  
Season: 5, vs. Louisiana, 11/16/15  
ACC: 4, vs. Notre Dame, 2/3/16
- Free Throw Attempts**  
Season: 6, vs. Louisiana, 11/16/15  
ACC: 5, vs. Notre Dame, 2/3/16
- 3-Point Field Goals**  
Season: 4, vs. Notre Dame, 2/3/16  
ACC: 4, vs. Notre Dame, 2/3/16
- 3-Point Field Goal Attempts**  
Season: 4, vs. Notre Dame, 2/3/16  
ACC: 4, vs. Notre Dame, 2/3/16
- Minutes**  
Season: 25, vs. Louisiana, 11/16/15  
ACC: 21 (2x) last at Georgia Tech, 2/7/16

### LAWRENCE CAREER STATISTICS

Season	GP	GS	Min.	Avg.	3-Point			Free Throws			Rebounds				Scoring										
					FG	FGA	Pct.	FT	FTA	Pct.	Off.	Def.	Tot.	Avg.	PF	FO	Ast.	TO	Blk	Stl	Pts.	Avg.			
2015-16	22	0	255	11.6	33	66	.500	13	30	.433	18	30	.600	17	21	38	1.7	29	0	19	8	6	11	97	4.4

LAWRENCE 2015-16 Opponent	Date	GS	Min	TOTAL			3-PTS			FREE THROWS			REBOUNDS				PF	FO	A	TO	Blk	Stl	Pts	Avg
				FG	FGA	Pct	3FG	FGA	Pct	FT	FTA	Pct	Off	Def	Tot	Avg								
UTRGV	11-13-15		6	0	1	.000	0	0	.000	1	2	.500	2	0	2	2.0	1	0	0	1	0	0	1	1.0
LOUISIANA	11-16-15		25	3	6	.500	1	2	.500	5	6	.833	2	4	6	4.0	3	0	4	1	1	2	12	6.5
vs Mississippi State	11-19-15		22	3	7	.429	0	2	.000	4	6	.667	2	2	4	4.0	3	0	2	0	0	2	10	7.7
vs Utah	11-20-15		14	0	1	.000	0	1	.000	0	0	.000	0	0	0	3.0	2	0	2	0	0	0	0	5.8
vs Butler	11-22-15		12	3	6	.500	1	3	.333	0	0	.000	0	1	1	2.6	1	0	1	0	0	2	7	6.0
NORTHEASTERN	11-27-15		5	0	1	.000	0	0	.000	0	0	.000	1	0	1	2.3	1	0	0	0	0	0	0	5.0
at Nebraska	12-01-15		14	5	7	.714	2	3	.667	1	1	1.000	2	5	7	3.0	1	0	0	0	0	0	13	6.1
CHARLOTTE	12-05-15		15	4	5	.800	1	2	.500	0	0	.000	1	0	1	2.8	1	0	1	0	0	0	9	6.5
FLORIDA	12-08-15		DNP - illness																					
CO. OF CHARLESTON	12-19-15		16	4	4	1.000	3	3	1.000	0	0	.000	0	2	2	2.7	4	0	1	1	0	2	11	7.0
at La Salle	12-22-15		14	1	4	.250	0	2	.000	0	0	.000	1	1	2	2.6	1	0	3	0	0	0	2	6.5
PRINCETON	12-29-15		10	0	1	.000	0	1	.000	0	0	.000	0	1	1	2.5	1	0	0	0	0	0	0	5.9
SYRACUSE	01-02-16		5	0	1	.000	0	0	.000	1	2	.500	1	1	2	2.4	0	0	0	0	0	0	1	5.5
FLORIDA STATE	01-09-16		6	0	2	.000	0	1	.000	0	0	.000	0	0	0	2.2	0	0	0	0	0	0	0	5.1
at Virginia	01-12-16		8	0	0	.000	0	0	.000	0	2	.000	1	0	1	2.1	2	0	0	1	0	0	0	4.7
at Clemson	01-16-16		12	1	1	1.000	0	0	.000	1	2	.500	0	1	1	2.1	0	0	0	0	0	1	3	4.6
at Boston College	01-20-16		4	0	3	.000	0	1	.000	0	2	.000	0	0	0	1.9	0	0	1	0	0	1	0	4.3
WAKE FOREST	01-23-16		1	0	1	.000	0	1	.000	0	0	.000	0	0	0	1.8	0	0	0	0	0	0	0	4.1
DUKE	01-25-16		DNP																					
at NC State	01-30-16		3	0	0	.000	0	0	.000	0	0	.000	0	0	0	1.7	2	0	0	0	1	0	0	3.8
NOTRE DAME	02-03-16		21	5	6	.833	4	4	1.000	4	5	.800	1	1	2	1.7	3	0	0	0	2	1	18	4.6
at Georgia Tech	02-07-16		21	2	4	.500	0	2	.000	1	2	.500	2	1	3	1.8	2	0	3	0	1	0	5	4.6
Pittsburgh	02-09-16		8	1	2	.500	0	1	.000	0	0	.000	0	1	1	1.8	1	0	0	2	0	0	2	4.5
at Florida State	02-14-16		13	1	3	.333	1	1	1.000	0	0	.000	1	0	1	1.7	0	0	1	2	1	0	3	4.4





# SHELDON McCLELLAN 10

Graduate | Guard | 6-5 | 200

Houston, Texas | Texas | Bellaire HS

### McClellan Season / Career Highs

**Points**  
Season: 27, vs. Utah, 11/21/15  
Career: 31, at Charlotte, 11/25/14  
ACC: 24, at Boston College, 2/16/15

**Rebounds**  
Season: 6, vs. Wake Forest, 1/23/16  
Career: 11 (2x) last vs. Temple, 3/31/15  
ACC: 10, vs. NC State, 1/22/15

**Assists**  
Season: 6, at La Salle, 12/22/15  
Career: 6, at La Salle, 12/22/15  
ACC: 5 (3x) last vs. Wake Forest, 1/23/16

**Steals**  
Season: 3 (4x) last vs. Wake Forest, 1/23/16  
Career: 4 (2x) last vs. Notre Dame, 3/12/15  
ACC: 3 (4x) last vs. Wake Forest, 1/23/16

**Blocked Shots**  
Season: 2, vs. Syracuse, 1/2/16  
Career: 2, vs. Syracuse, 1/2/16  
ACC: 2, vs. Syracuse, 1/2/16

**Field Goals**  
Season: 10, vs. Utah, 11/21/15  
Career: 11, at Charlotte, 11/25/14  
ACC: 8 (2x) last vs. Duke, 1/25/16

**Field Goal Attempts**  
Season: 14 (3x) last at Florida State, 2/14/16  
Career: 20, at Oklahoma, 1/21/13  
ACC: 16, at Pittsburgh, 3/4/15

**Free Throws**  
Season: 12, vs. Syracuse, 1/2/16  
Career: 14, vs. Fresno State, 11/9/12  
ACC: 12, vs. Syracuse, 1/2/16

**Free Throw Attempts**  
Season: 14, vs. Syracuse, 1/2/16  
Career: 14 (2x) last vs. Syracuse, 1/2/16  
ACC: 14, vs. Syracuse, 1/2/16

**3-Point Field Goals**  
Season: 3 (3x), last at Florida State, 2/14/16  
Career: 5, at Charlotte, 11/25/14  
ACC: 4, at Boston College, 2/16/15

**3-Point Field Goal Attempts**  
Season: 9 (2x) last at Florida State, 2/14/16  
Career: 9 (3x) last at Florida State, 2/14/16  
ACC: 9 (2x) last at Florida State, 2/14/16

**Minutes**  
Season: 43, at Nebraska, 12/1/15  
Career: 50, vs. Virginia, 01/03/15  
ACC: 50, vs. Virginia, 01/03/15

Oscar Robertson Trophy MidSeason Watch List, 2015-16  
Jerry West Shooting Guard of the Year Award Finalist, 2015-16  
Naismith Trophy Early-Season Watch List, 2015-16

Puerto Rico Trip-Off All-Tournament Team, 2015  
NIT All-Tournament Team, 2015  
Riley Wallace Award Finalist, 2015  
Jerry West Award Midseason Watch List, 2015  
ACMA All-ACC Team, H.M., 2015  
adidas Nations: Top NCAA Prospects Camp, Summer 2015  
ACC Player of the Week - Dec. 1, 2014  
TicketCity Legends Classic All-Tournament Team, 2011

- Nickname is Mac.
- Explosive scorer that can get on a roll. High-level athlete.
- Good in transition, making a wide assortment of layups, both left and right handed. A slasher.
- Great lateral quickness and ability to defend perimeter.
- Proficient 3-point shooter, and worked on perimeter jump shot.
- Strength numbers are at highest levels of his career.
- Ability to get fouled a lot due to his attack mentality.
- Entertaining personality with a quick wit.
- Coaches want him to be the Carmelo Anthony of the team.
- Grew up working on his game with John Lucas.
- Tremendous redshirt year in 2013-14, making himself more of an offensive threat. A volume scorer.
- Transferred from University of Texas in fall of 2013, sitting out 2013-14 due to NCAA transfer rules.

• Favorites: Food: Sloppy Joe. Sports Team: Lakers. Movie: Straight out of Compton. Pro athlete: Kyrie Irving. Quote: Elite. Ice cream flavor: Vanilla. Class at UM: Communications. Cereal: Frosted Flakes. TV Show: Fresh Prince of Bel Air. Why UM: Coach L. Started playing basketball: Age 3.

McClellan after watching Miami play in the 2013 NCAA Tournament games in Austin, Texas: "I liked the plays they ran, the open-court stuff, and the way they all seemed to be playing for each other. They seemed to be having fun, and the coaches seemed positive on the bench. I wish I had come here as a freshman."

"At UM, everything is positive, never any negative energy. Coach L is like a father on the court. I love him to death. I like how positive he is, whether after a bad shot or reminding us to move on to the next play. That's how I liked to be pushed, not by negative reinforcement." - Sheldon McClellan

**As a Redshirt Senior (2015-16):** Participated in adidas Nations Top NCAA Prospects camp.  
**As a Redshirt Junior (2014-15):** Final 2015 NCAA rankings: No. 21 total minutes, No. 82 total field goals made, No. 86 total points, No. 90 field goal percentage, No. 90 free throw percentage... Second-best shooting percentage in the nation by a guard in the Big 5 conferences, 18th-best shooting percentage by a guard in the nation, 90th-best shooting percentage in the nation (all positions), top shooting percentage by a guard in the ACC. **Among ACC players in all games:** No. 12 in scoring (14.5), No. 6 in field goal percentage (.484), No. 6 free throw percentage (.824) ... Among ACC players in league games only: No. 16 in scoring (14.1), No. 4 free throw percentage (.836). **Season:** Only player to start all 38 games ... Only Cane to score 30+ points - 31 at Charlotte, 11/25 ... Trio of double-doubles.

**High School:** No. 47 prospect nationally in the ESPN100 and No. 60 prospect by Rivals.com following senior season ... Averaged a team-best 25.6 points, 7.2 rebounds, 5.0 assists and 2.0 steals per game while helping Bellaire to a 20-9 mark and the first round of the Class 5A state playoffs ... Career-high 56 points in the season-opening win against Booker T. Washington ... Averaged 20 points per game while leading Bellaire to a 35-2 record and a trip to the Class 5A regional finals in his junior season ... Coached by Bruce Glover.

**Personal:** Born Dec. 21, 1992 in Houston ... Full name is Sheldon Reeves McClellan ... Son of Angel Johnson (mother) ... Brother to Justin Jones ... Graduated in May 2015 with B.L.A. (bachelor's in liberal arts). Now pursuing second degree ... Played AAU for Houston Select ... Cousin Jawaan McClellan played basketball for Arizona and professionally overseas ... Favorite food is a homemade sloppy joe.

2012-13				2011-12				2014-15			
Opposition	P	R	A	Opposition	P	R	A	Opposition	P	R	A
Fresno State	20	2	0	Boston Univ.	6	1	2	Howard	19	4	2
Coppin State	25	2	1	Rhode Island	10	2	0	at Florida	9	7	5
vs Chaminade	14	1	1	vs Oregon State	12	5	1	vs Drexel	5	5	3
vs Mississippi St.	11	7	1	vs NC State	16	3	0	vs Akron	17	6	3
Sam Houston St.	19	5	0	Sam Houston St.	12	6	0	vs Charlotte	19	8	3
UT Arlington	16	8	0	North Texas	8	1	0	at Charlotte	31	11	3
vs Georgetown	12	4	0	at UCLA	8	2	0	South Alabama	17	2	2
vs UCLA	12	2	3	UT Arlington	23	6	0	Illinois	14	9	2
Texas State	10	8	0	Texas State	13	6	1	Green Bay	16	8	1
North Carolina	18	6	3	Nichols State	12	3	1	Savannah State	15	4	3
at Michigan St.	13	2	0	Temple	6	8	0	Eastern Kentucky	14	1	1
Rice	14	9	0	at North Carolina	16	2	0	vs Providence	17	4	1
at Baylor	21	5	2	Rice	19	2	0	Charleston	11	2	0
West Virginia	9	5	0	at Iowa State	14	4	0	Virginia	16	8	0
at Iowa State	0	0	0	Oklahoma State	6	4	1	Boston College	11	6	2
Kansas	18	1	1	Texas A&M	7	0	1	at Duke	14	3	2
at Oklahoma	25	4	2	at Missouri	6	3	2	at Notre Dame	17	2	1
Texas Tech	10	3	0	at Kansas State	19	3	2	NC State	16	10	3
at Kansas State	15	4	1	Kansas	11	5	1	at Syracuse	7	5	1
TCU	15	3	0	Iowa State	5	2	1	Georgia Tech	6	0	0
at West Virginia	14	8	1	at Baylor	2	0	1	at Florida State	13	2	3
Oklahoma State	4	2	0	Missouri	2	3	0	Louisville	6	2	0
Iowa State	18	8	0	Texas Tech	17	3	1	Clemson	19	3	1
at Kansas	7	4	0	at Texas A&M	15	3	0	at Wake Forest	11	8	5
at TCU	0	0	0	Kansas State	11	7	0	at Boston College	24	4	3
Kansas State	15	5	1	at Oklahoma	13	5	0	Virginia Tech	21	3	3
Oklahoma	18	3	0	at Oklahoma St.	15	2	0	at Louisville	17	4	2
at Oklahoma St.	0	2	0	Baylor	13	5	0	Florida State	19	2	2
Baylor	23	1	0	at Texas Tech	7	3	1	North Carolina	11	1	0
at Texas Tech	27	4	2	Oklahoma	24	3	0	at Pittsburgh	20	4	4
vs TCU	12	1	1	at Kansas	6	2	2	at Virginia Tech	6	4	5
vs Kansas State	5	1	1	vs Iowa State	9	2	0	vs Virginia Tech	16	6	0
at Houston	6	2	2	vs Missouri	10	4	0	vs Notre Dame	10	5	1
				vs Cincinnati	10	2	3	NC Central	15	1	0
								Alabama	2	3	4
								at Richmond	16	6	0
								vs Temple	16	11	1
								vs Stanford	17	4	2

McCLELLAN CAREER STATISTICS										3-Point				Free Throws				Rebounds				Scoring			
Texas	GP	GS	Min.	Avg.	FG	FGA	Pct.	FG	FGA	Pct.	FT	FTA	Pct.	Off.	Def.	Tot.	Avg.	PF	FO	Ast.	TO	Blk	Stl	Pts.	Avg.
2011-12	34	9	879	25.9	129	288	.448	35	113	.310	90	119	.756	39	73	112	3.3	34	0	21	30	3	35	383	11.3
2012-13	34	15	929	27.3	136	356	.382	33	121	.273	155	186	.833	36	96	132	3.9	28	0	29	57	3	28	460	13.5
TOTAL	68	24	1808	26.6	265	644	.411	68	234	.291	245	305	.803	75	169	244	3.6	62	0	50	87	6	63	843	12.4
Miami	GP	GS	Min.	Avg.	FG	FGA	Pct.	FG	FGA	Pct.	FT	FTA	Pct.	Off.	Def.	Tot.	Avg.	PF	FO	Ast.	TO	Blk	Stl	Pts.	Avg.
2014-15	38	38	1278	33.6	192	397	.484	54	151	.358	112	136	.824	32	146	178	4.7	59	0	74	49	7	34	550	14.5
2015-16	24	23	782	32.6	123	237	.519	38	96	.396	107	123	.870	14	65	79	3.3	45	0	44	29	8	26	391	16.3
TOTAL	62	61	2060	33.2	315	634	.497	92	247	.372	219	259	.846	46	211	257	4.1	104	0	118	78	15	60	941	15.2

McCLELLAN 2015-16		TOTAL				3-PTS			FREE THROWS			REBOUNDS												
Opponent	Date	GS	Min	FG	FGA	Pct	3FG	FGA	Pct	FT	FTA	Pct	Off	Def	Tot	Avg	PF	FO	A	TO	Blk	Stl	Pts	Avg
UTRGV	11-13-15	*	29	6	10	.600	2	4	.500	4	4	1.000	1	3	4	4.0	3	0	1	1	0	1	18	18.0
LOUISIANA	11-16-15	*	34	6	9	.667	2	4	.500	2	3	.667	2	3	5	4.5	2	0	2	1	1	3	16	17.0
vs Mississippi State	11-19-15	*	32	5	10	.500	2	3	.667	6	6	1.000	0	0	0	3.0	1	0	4	0	0	2	18	17.3
vs Utah	11-20-15	*	29	10	12	.833	3	5	.600	4	4	1.000	0	4	4	3.3	2	0	0	1	0	1	27	19.8
vs Butler	11-22-15	*	29	2	6	.333	2	5	.400	2	2	1.000	0	2	2	3.0	2	0	2	1	0	1	8	17.4
NORTHEASTERN	11-27-15	*	32	8	12	.667	1	3	.333	1	1	1.000	0	1	1	2.7	3	0	1	0	0	1	18	17.5
at Nebraska	12-01-15	*	43	3	8	.375	1	2	.500	7	9	.778	2	2	4	2.9	2	0	2	0	1	14	17.0	
CHARLOTTE	12-05-15	*	21	2	4	.500	1	1	1.000	3	4	.750	1	1	2	2.8	2	0	5	3	0	0	8	15.9
FLORIDA	12-08-15	*	37	7	12	.583	3	4	.750	7	8	.875	1	4	5	3.0	0	0	1	1	0	1	24	16.8
CO. OF CHARLESTON	12-19-15	*	28	4	9	.444	0	3	.000	6	7	.857	0	3	3	3.0	1	0	1	1	0	1	14	16.5
at La Salle	12-22-15	*	26	5	8	.625	2	3	.667	2	2	1.000	1	1	2	2.9	1	0	6	0	0	1	14	16.3
PRINCETON	12-29-15	*	29	2	9	.222	0	3	.000	2	2	1.000	0	2	2	2.8	1	0	2	1	0	0	6	15.4
SYRACUSE	01-02-16	*	38	5	11	.455	0	6	.000	12	14	.857	1	4	5	3.0	1	0	0	1	2	3	22	15.9
FLORIDA STATE	01-09-16	*	34	7	11	.636	2	5	.400	5	6	.833	0	5	5	3.1	2	0	2	1	0	1	21	16.3
at Virginia	01-12-16	*	32	4	12	.333	1	5	.200	4	5	.800	1	0	1	3.0	3	0	1	1	0	1	13	16.1
at Clemson	01-16-16	*	39	5	8	.625	2	4	.500	2	2	1.000	1	4	5	3.1	3	0	2	4	0	1	14	15.9



# RASHAD MUHAMMAD

Junior | Guard | 6-6 | 160

1

Las Vegas, Nev. | San Jose State | Bishop Gorman HS

- Big time scorer with deep range.
- Using redshirt season at Miami to gain strength.
- From an athletic family: Brother is Minnesota Timberwolves player Shabazz Muhammad; Mother was PG and track star at Long Beach State; Father was PG for USC; Sister is professional tennis player; Uncle played in NFL; Aunt played basketball for Cal State Fullerton.
- Favorites: Food: Surf and turf. Athlete: Kobe Bryant. Professional teams: Lakers, Timberwolves, Raiders. Midnight snack: Cereal. Ice Cream: Chocolate. Cereal: Cinnamon Toast Crunch. Movie: More than a Game. TV Show: Fresh Prince of Bel Air. Musical Artist: Lil Wayne. Place on Campus: The gym.

### As a Junior at Miami (2015-16)

Will sit out the 2015-16 season after transferring from San Jose State in August, 2015.

### As a Sophomore at San Jose State (2014-15)

Led Spartans in scoring for second-straight season at 13.9 points per game ... Averaged 3.3 rebounds, 1.1 assists and 32.3 minutes over 27 games ... Scored in double-figures 21 times ... Led team in scoring in 15 games ... Five 20-point performances ... Season-high 27 points versus San Diego State (1/21) ... Season-high 10 rebounds to go along with 23 points at Wyoming (2/14) ... Splashed in 59 three-point baskets moving him into third all-time at San José State with 134 ... Multiple threes in 19 games ... Scored 26 points and matched a career-high for made threes in a game with six at Air Force (1/7) ... Third in the conference during Mountain West play at 2.5 made threes per game ... Career-high five assists versus Utah State (2/14) ... Shot free throws at 79.6 percent ... 20 points at UC Davis (12/3) ... 22 points versus Saint Katherine (12/9) ... Recorded two steals in three different games.

### As a Freshman at San Jose State (2013-14)

Played in all 31 games and started three - at Weber State and against Fresno State and Boise State ... One of first players off bench ... Averaged team-best 13.2 points per game and 2.9 rebounds per game ... Set Mountain West freshman record for three pointers made in season at 75 ... Second-highest single-season three-pointers made and fourth-high three-pointers attempted at San José State ... Scored in double figures in 22 games ... 408 points on the season ... 20+ points in five games ... Scored a season-high 28 points in three-overtime win against UC Davis and 28 points against Colorado State ... Hit season-best six three-pointers against UC Davis and at Utah State ... Added 23 points at Portland, 21 points at Houston and 20 at Utah State ... Led team in scoring in 16 games ... Attempted at least 10 shots in 20 games ... Made at least one three-pointer in 12 straight games and 28 of 31 games ... Made 75 of 190 three-point attempts ... Shot 81.3 percent from free throw line ... Grabbed seven rebounds against Pacific and six rebounds against Milwaukee and at Wyoming and Fresno State ... Dished out at least one assist in 17 games ... Three assists at New Mexico ... Two steals at Northern Illinois, against James Madison and at Utah State and Air Force.

### High School

Played at Bishop Gorman High School in Las Vegas ... Averaged 19 points senior year and led team to 29-3 record ... Team finished No. 15 in USA Today and ESPN polls ... Team won back-to-back Division I state championships ... Averaged 4.2 rebounds and 2.3 assists senior year.

### Personal

Born January 6, 1994, in Las Vegas ... Son of Faye Muhammad, former point guard and track star at Long Beach State, and Ronald Muhammad, former point guard for USC ... Younger brother of Shabazz Muhammad, former UCLA player who is currently with Minnesota Timberwolves ... Sister, Asia, is a professional tennis player ... Uncle, Stephone Paige, played nine seasons in the NFL ... Aunt, Robin Paige, was four-year starter for Cal State Fullerton ... Majoring in sociology.

2013-14				2014-15			
Opposition	P	R	A	Opposition	P	R	A
at Santa Clara	15	2	1	Bethesda	17	3	2
vs. Milwaukee	17	6	0	Portland	5	2	2
at Northern Illinois	11	3	1	Pepperdine	9	2	2
vs. James Madison	18	3	1	at Cal State Fullerton	11	2	0
at Pepperdine	14	1	2	vs. Washington	15	2	0
Cal State Fullerton	17	4	2	vs. Western Michigan	7	2	0
at Portland	23	3	0	vs. Princeton	0	0	0
at Weber State	17	1	1	at UC Davis	20	1	1
at Houston	21	1	0	Santa Clara	15	1	0
UC Davis	28	3	0	Saint Katherine	22	6	2
Westminster	8	2	0	Wyoming	13	5	2
Pacifica	19	7	0	at Air Force	26	4	0
Nevada	5	1	1	at UNLV	3	2	0
at Utah State	20	2	1	Fresno State	16	3	0
Colorado State	28	5	0	Colorado State	12	3	1
New Mexico	16	3	1	at Boise State	13	1	1
at Air Force	12	2	1	Air Force	11	1	2
at Wyoming	2	6	2	at New Mexico	15	3	0
San Diego State	5	3	0	at Fresno State	16	2	4
at Boise State	0	0	0	Nevada	10	3	1
UNLV	13	3	1	at Wyoming	23	10	0
at New Mexico	15	3	3	Utah State	12	6	5
at Fresno State	13	6	1	San Diego State	27	4	0
Air Force	5	2	0	at Colorado State	18	3	1
Wyoming	0	0	0	at Nevada	6	3	1
at Nevada	11	5	1	Boise State	17	6	2
at San Diego State	14	2	0	UNLV	16	8	2
Utah State	5	1	2				
at Colorado State	6	1	0				
Fresno State	17	5	1				
vs. Boise State	13	5	1				

### Muhammad Career Highs

<b>Points</b>	Career: 28 (2x) last vs. Colorado State, 1/8/14
<b>Rebounds</b>	Career: 10, at Wyoming, 2/14/15
<b>Assists</b>	Career: 5, San Diego State, 2/21/15
<b>Steals</b>	Career: 2 (7x) last at Wyoming, 2/14/15
<b>Blocked Shots</b>	Career: 1 (4x) last at Wyoming, 2/14/15
<b>Field Goals</b>	Career: 10, at Air Force, 1/7/15
<b>Field Goal Attempts</b>	Career: 21, Fresno State, 3/8/14
<b>Free Throws</b>	Career: 9, Colorado State, 1/8/14
<b>Free Throw Attempts</b>	Career: 12, Colorado State, 1/8/14
<b>3-Point Field Goals</b>	Career: 6 (3x), last at Air Force, 1/7/15
<b>3-Point Field Goal Attempts</b>	Career: 13, UC Davis, 12/18/13
<b>Foul Disqualifications</b>	Career: 0
<b>Minutes</b>	Career: 42, UC Davis, 12/18/13

### MUHAMMAD SAN JOSE STATE STATISTICS

Season	GP	GS	Min.	Avg.	FG			3-Point			Free Throws			Rebounds			Scoring								
					FGA	Pct.	FG	FGA	Pct.	FT	FTA	Pct.	Off.	Def.	Tot.	Avg.	PF	FO	Ast.	TO	Blk	Stl	Pts.	Avg.	
2013-14	31	3	873	28.2	121	332	.364	75	190	.395	91	112	.813	20	71	91	2.9	53	0	24	52	1	14	408	13.2
2014-15	27	22	871	32.3	119	312	.381	59	164	.360	78	98	.796	17	71	88	3.3	48	0	31	38	3	18	375	13.9
Totals	58	25	1744	30.1	240	644	.373	134	354	.379	169	210	.805	37	142	179	3.1	101	0	55	90	4	32	783	13.5



# KAMARI MURPHY

R-Junior | Forward | 6-8 | 220

# 21

Brooklyn, N.Y. | Oklahoma State | IMG | Lincoln HS

### Murphy Season / Career Highs

**Points**  
Season: 11 (2x) last vs. Notre Dame, 2/3/16  
Career: 13 at Virginia Tech, 12/1/12  
ACC: 11, vs. Notre Dame, 2/3/16

**Rebounds**  
Season: 10, at La Salle, 12/22/15  
Career: 13 vs. Oklahoma, 2/15/14  
ACC: 9, at Florida State, 2/14/16

**Assists**  
Season: 2, vs. Wake Forest, 1/23/16  
Career: 3 (2x) last vs. Robert Morris, 12/30/13  
ACC: 2, vs. Wake Forest, 1/23/16

**Steals**  
Season: 1 (8x) last vs. Pittsburgh, 2/9/16  
Career: 3 vs. Texas, 1/8/14  
ACC: 1 (6x) last vs. Pittsburgh, 2/9/16

**Blocked Shots**  
Season: 3, vs. Charleston, 12/19/15  
Career: 4 (3x) last vs. Texas, 1/8/14  
ACC: 2 (2x) last vs. Duke, 1/25/16

**Field Goals**  
Season: 5 (2x) last vs. Princeton, 12/29/15  
Career: 6 at Virginia Tech, 12/1/12  
ACC: 4 (2x) last at Georgia Tech, 2/7/16

**Field Goal Attempts**  
Season: 9, vs. Wake Forest, 1/23/16  
Career: 11 vs. Gonzaga, 3/21/14  
ACC: 9, vs. Wake Forest, 1/23/16

**Free Throws**  
Season: 5, vs. Notre Dame, 2/3/16  
Career: 5, vs. Notre Dame, 2/3/16  
ACC: 5, vs. Notre Dame, 2/3/16

**Free Throw Attempts**  
Season: 5, vs. Notre Dame, 2/3/16  
Career: 6 vs. Texas Tech, 1/19/13  
ACC: 5, vs. Notre Dame, 2/3/16

**3-Point Field Goals**  
Season: --  
Career: 1 (2x) last vs. Central Ark., 12/16/12  
ACC: --

**3-Point Field Goal Attempts**  
Season: 1 (6x) last at NC State, 1/30/16  
Career: 1 (10x) last at NC State, 1/30/16  
ACC: 1 (3x) last at NC State, 1/30/16

**Minutes**  
Season: 34, vs. Florida, 12/8/15  
Career: 41, at Iowa State, 3/8/14  
ACC: 29, vs. Duke, 1/25/16

- First name pronounced Kuh-mar-EE.
  - Explosive athlete with pogo-stick type hops.
  - Versatile defender who can guard positions 1-5.
  - Excellent rebounder at both ends of the court.
  - Great straight-line driver.
  - Treats practice like games, competing hard and wanting to win drills.
  - Focused on increasing skill level to become a consistent perimeter shooter and gain a proficient inside-outside game.
  - Transferred from Oklahoma State in fall of 2014. Sat out 2014-15 season due to NCAA transfer rules.
  - Led Cowboys in total rebounds and total blocks as a sophomore.
  - Spent post-graduate year at IMG Academy in Bradenton, Fla.
  - Graduated from Lincoln High School in Brooklyn, N.Y., same school that produced Stephon Marbury, Sebastian Telfair and Lance Stephenson.
  - Also played football for two seasons in high school.
- Favorites: Food: Soul food and baked mac & cheese. Movies: Gone in 60 Seconds. TV Show: Family Feud. Pro athlete: LeBron James. Pro Teams: Patriots, Jets, Rockets. Advice received: Life is not a sprint, it is a marathon. Ice cream flavor: Butter pecan. Midnight snack: Peanut butter sandwich. Class at UM: Sign language.
- Biggest fear: Bugs. Why UM: Coach L. Started playing basketball: Age 10.

**As a Junior at Miami (2014-15):** Sat out due to NCAA transfer rules.

**As a Sophomore at Oklahoma State (2013-14):** Led Cowboys in total rebounds pulling down 199 for the season, as well as blocks with total of 40, despite missing the season opener vs MVSU ... Eighth in blocks per game (1.3 bpg) and 15th in rebounding in Big 12.

**High School:** Ranked No. 10 on HoopScoop.com's list of top fifth-year players in 2012 ... Spent post-graduate year at IMG Academy in Bradenton, Fla., and was starting forward for IMG ... Averaged 20 points, 10 rebounds and three assists for team that finished 28-2 against prep schools and was ranked among the top-five nationally ... Graduated from Lincoln High School in Brooklyn, N.Y. -- same school that produced Stephon Marbury, Sebastian Telfair and Lance Stephenson ... Team captain junior and senior seasons under head coach Dwayne Morton ... Averaged 17 points and more than 10 rebounds per game as senior ... Helped lead Railsplitters to PSAL Class-AA title game as senior and Brooklyn regular-season crown and borough title ... Ranked as No. 6 player in state of New York in 2011 according to HoopScoop ... Listed as one of four "standout players" at Super 16 Showcase in Hartford, Conn., in July of 2011 ... Also played football for two seasons in high school ... Recruited by UConn, Miami, Missouri, Louisville, Virginia Tech, St. Johns, Rutgers, Florida and Florida State.

**Personal:** Born Kamari Michael Murphy on Dec. 14, 1993 ... First name pronounced Kuh-mar-EE ... Son of Michael Murphy and Kemel and Kaheem Draper ... Second oldest of six boys: Jacori, Kusamae, Maalik, Mikwan and Kieron ... Will graduate in May with B.A. in sociology ... Enjoys swimming, playing volleyball and football, and playing video games in his spare time.


### MURPHY CAREER STATISTICS

OSU	GP				Min.	Avg.	3-Point			Free Throws			Rebounds				Scoring								
	GP	GS	Min.	Avg.			FG	FGA	Pct.	FT	FTA	Pct.	Off.	Def.	Tot.	Avg.	PF	FO	Ast.	TO	Blk	Stl	Pts.	Avg.	
2012-13	33	15	596	18.1	53	115	.461	2	4	.500	18	35	.514	52	78	130	3.9	73	2	21	35	20	8	126	3.8
2013-14	33	21	855	25.9	82	153	.536	0	0	.000	36	63	.571	63	144	207	6.3	113	10	23	38	41	17	200	6.1
Totals	66	36	1451	22.0	135	268	.504	2	4	.500	54	98	.551	115	222	337	5.1	186	12	44	73	61	25	326	4.9

### MURPHY 2015-16

Opponent	Date	GS	Min	TOTAL			3-PTS			FREE THROWS			REBOUNDS				PF	FO	A	TO	Blk	Stl	Pts	Avg
				FG	FGA	Pct	3FG	FGA	Pct	FT	FTA	Pct	Off	Def	Tot	Avg								
vs Utah	11-20-15	17	1	4	.250	0	0	.000	0	0	.000	1	0	1	1.0	2	0	1	0	0	1	2	2.0	
vs Butler	11-22-15	12	2	3	.667	0	0	.000	1	2	.500	1	3	4	2.5	4	0	0	0	0	0	5	3.5	
NORTHEASTERN	11-27-15	17	1	2	.500	0	0	.000	0	0	.000	1	5	6	3.7	3	0	0	2	1	0	2	3.0	
at Nebraska	12-01-15	*	29	5	.833	0	0	.000	0	0	.000	1	4	5	4.0	4	0	0	2	1	0	10	4.8	
CHARLOTTE	12-05-15	*	22	4	.800	0	0	.000	3	4	.750	1	6	7	4.6	1	0	1	0	2	1	11	6.0	
FLORIDA	12-08-15	*	34	3	.429	0	1	.000	2	4	.500	2	4	6	4.8	4	0	1	1	0	8	6.3		
CO. OF CHARLESTON	12-19-15	*	22	2	.333	0	1	.000	0	0	.000	0	6	6	5.0	2	0	0	2	3	0	4	6.0	
at La Salle	12-22-15	*	25	3	.500	0	0	.000	0	0	.000	2	8	10	5.6	2	0	1	0	1	0	6	6.0	
PRINCETON	12-29-15	*	30	5	.714	0	1	.000	0	0	.000	1	4	5	5.6	0	0	1	1	2	0	10	6.4	
SYRACUSE	01-02-16	*	25	4	.800	0	0	.000	0	0	.000	2	6	8	5.8	2	0	1	1	2	1	8	6.6	
FLORIDA STATE	01-09-16	*	27	2	.333	0	1	.000	1	2	.500	1	5	6	5.8	2	0	1	1	0	0	5	6.5	
at Virginia	01-12-16	*	17	0	.000	0	1	.000	0	0	.000	1	2	3	5.6	4	0	0	2	1	1	0	5.9	
at Clemson	01-16-16	*	23	3	.429	0	0	.000	1	2	.500	3	3	6	5.6	2	0	1	0	0	0	7	6.0	
at Boston College	01-20-16	*	20	3	.400	0	0	.000	0	3	.000	1	5	6	5.6	1	0	0	0	1	1	6	6.0	
WAKE FOREST	01-23-16	*	24	2	.286	0	0	.000	0	0	.000	4	3	7	5.7	3	0	2	0	0	1	4	5.9	
DUKE	01-25-16	*	29	2	.286	0	0	.000	0	0	.000	1	4	5	5.7	3	0	0	1	2	0	4	5.8	
at NC State	01-30-16	*	24	2	.333	0	1	.000	0	0	.000	0	4	4	5.6	1	0	0	1	0	0	4	5.6	
NOTRE DAME	02-03-16	*	17	3	.471	0	0	.000	5	5	1.000	1	1	2	5.4	0	0	0	2	0	1	11	5.9	
at Georgia Tech	02-07-16	*	23	4	.500	0	0	.000	2	2	1.000	1	2	3	5.3	1	0	0	2	0	0	10	6.2	
Pittsburgh	02-09-16	*	28	1	.200	0	0	.000	2	3	.667	2	6	8	5.4	2	0	0	1	0	1	4	6.1	
at Florida State	02-14-16	*	23	2	.261	0	0	.000	0	0	.000	2	7	9	5.6	1	0	0	1	1	0	4	6.0	





# JA'QUAN NEWTON

Sophomore | Guard | 6-2 | 180

Philadelphia, Pa. | Neumann-Goretti HS



### Newton Season / Career Highs

#### Points

Season: 20, vs. Charleston, 12/19/15  
Career: 20, vs. Charleston, 12/19/15  
ACC: 18, vs. Wake Forest, 1/23/16

#### Rebounds

Season: 7, vs. Charleston, 12/19/15  
Career: 7, vs. Charleston, 12/19/15  
ACC: 5 (2x) last vs. Duke, 1/25/16

#### Assists

Season: 6, vs. Charlotte, 12/5/15  
Career: 6, vs. Charlotte, 12/5/15  
ACC: 5 (2x) last vs. Duke, 1/25/16

#### Steals

Season: 4 (2x) last at NC State, 1/30/16  
Career: 4 (2x) last at NC State, 1/30/16  
ACC: 4, at NC State, 1/30/16

#### Blocked Shots

Season: 1 (3x) last at Florida State, 2/14/16  
Career: 1 (7x) last at Florida State, 2/14/16  
ACC: 1 (2x) last at Florida State, 2/14/16

#### Field Goals

Season: 6 (4x) last vs. Notre Dame, 2/3/16  
Career: 6 (5x) last vs. Notre Dame, 2/3/16  
ACC: 6 (4x) last vs. Notre Dame, 2/3/16

#### Field Goal Attempts

Season: 13, at NC State, 1/30/16  
Career: 13, at NC State, 1/30/16  
ACC: 13, at NC State, 1/30/16

#### Free Throws

Season: 9, vs. Charlotte, 12/5/15  
Career: 9, vs. Charlotte, 12/5/15  
ACC: 7, vs. Wake Forest, 1/23/16

#### Free Throw Attempts

Season: 10 (2x) last vs. Syracuse, 1/2/16  
Career: 10, vs. Syracuse, 1/2/16  
ACC: 10, vs. Syracuse, 1/2/16

#### 3-Point Field Goals

Season: 2, vs. Syracuse, 1/2/16  
Career: 2 (2x) last vs. Syracuse, 1/2/16  
ACC: 2, vs. Syracuse, 1/2/16

#### 3-Point Field Goal Attempts

Season: 2 (6x) last at NC State, 1/30/16  
Career: 2 (9x) last at NC State, 1/30/16  
ACC: 2 (5x) last at NC State, 1/30/16

#### Minutes

Season: 27 (2x) last at Georgia Tech, 2/7/16  
Career: 33, at Pittsburgh, 3/4/15  
ACC: 33, at Pittsburgh, 3/4/15

2014-15			
Opposition	P	R	A
Howard	8	0	0
at Florida	5	1	3
vs Drexel	7	1	3
vs Akron	4	0	1
vs Charlotte	3	3	3
at Charlotte	0	0	0
South Alabama	5	1	0
Illinois	0	2	1
Green Bay	0	0	0
Savannah State	2	0	0
Eastern Kentucky	2	2	3
vs Providence	3	0	1
Charleston	6	0	0
Virginia	0	1	1
at Duke	4	2	3
at Notre Dame	16	2	5
NC State	0	0	1
at Syracuse	3	0	0
Georgia Tech	3	0	0
at Florida State	2	0	1
Louisville	3	1	1
Clemson	1	1	1
at Wake Forest	5	0	2
at Boston College	0	0	0
Virginia Tech	0	0	1
North Carolina	10	1	4
at Pittsburgh	4	3	1
at Virginia Tech	8	4	3
vs Virginia Tech	0	3	0
vs Notre Dame	0	0	0
Alabama	1	1	2
at Richmond	11	5	2
vs Temple	9	4	2
vs Stanford	10	5	2

- First name pronounced Juh-Quan.
- Competitor with a real feel for the game. Fearless and relentless. Passionate and energetic.
- Knack for getting in the lane off the dribble, then makes good decisions in the lane: floater, pass, dribble.
- Improved defensively and can play multiple positions, on and off of the ball.
- Getting stronger daily.
- Tremendous ability to finish 8-feet and in. Working to become a better 3-point shooter.
- Ranked No. 58 in ESPN's Top 100.
- Ranked No. 1 in the state and is the 12th-best PG in the country by ESPN.
- Scored 1,972 career points in high school.
- Leading scorer in both the history of the Catholic School League in Philadelphia and in Neumann-Goretti history. Owns three PIAA state titles.
- Mother passed away March 2014 after three-year battle with breast cancer, one day prior to state championship game in which Newton scored 33 points.
- Played on Cherasore Playground basketball court at 10th and Olney in Philadelphia. Played in the Chosen League.
- Father, Joe Newton, was NABC Division II national player of the year out of the University of Central Oklahoma.
- Favorites: Food: Fried chicken. Movie: Friday. Pro athlete: LeBron James. Subject in school: Math. Ice cream flavor: Vanilla. Cartoon: Tom and Jerry. Player when I was a kid: Allen Iverson.
- Why UM: Style of play and city of Miami. Ideal job after hoops: Coach.

**As a Freshman (2014-15):** Started three games, playing in 34, as a true freshman ... Scored in double digits four times ... Dished at least three assists eight times ... Grabbed 14 rebounds in last three games after just 29 boards the first 31 outings ... In ACC play averaged 3.9 points, 1.6 assists, 1.0 rebounds in 13.5 minutes per game ... In four NIT games, averaged 7.8 points, 3.8 rebounds, 2.0 assists in 22.3 minutes ... Missed game vs. NC Central due to injury ... Against Stanford in NIT championship game, knocked down two of four total 3-pointers for season.

**High School:** Ranked No. 58 in ESPN's Top 100 ... Ranked No. 1 in the state and is the 12th-best PG in the country by ESPN ... Catholic League MVP ... All-Catholic League First Team ... Led team with 21.7 points per game ... Scored 1,972 career points in high school ... Guided the Saints to 22-4 record and sixth-straight Catholic League Championship ... Scored 15 of his 23 points in second half to seal the victory ... Started four-straight years in Catholic League Championship game ... Leading scorer in both the history of the Catholic School League in Philadelphia and in Neumann-Goretti history ... Secured a double-double with 14 points and 10 rebounds in first round of the Pennsylvania Interscholastic Athletic Association playoffs ... Scored 33 points and go-ahead bucket in overtime to win PIAA Class AAA Championship ... Consensus Top 60 player ... Averaged 18.0 points as a junior.

**Personal:** Born Ja'Quan Naasir Newton on August 23, 1995 in Philadelphia ... First name pronounced Juh-Quan ... Son of the late Lisa Brown, and Joe Newton, the NABC Division II national player of the year out of the University of Central Oklahoma ... Brother to Cary Rudd and Miing Newton ... Mother passed away March 2014 after three-year battle with breast cancer, one day prior to state championship game in which Newton scored 33 points ... NBA Top 100 Camp ... LeBron James Skills Academy ... Played AAU ball for Team Final, the same squad as Miami teammate Davon Reed ... Also recruited by UCLA, Texas A&M and Minnesota ... Undeclared arts and sciences major.

## NEWTON CAREER STATISTICS

Season	GP	GS	Min.	Avg.	3-Point			Free Throws			Rebounds				Scoring										
					FG	FGA	Pct.	FT	FTA	Pct.	Off.	Def.	Tot.	Avg.	PF	FO	Ast.	TO	Blk	Stl	Pts.	Avg.			
2014-15	34	3	459	13.5	45	111	.405	4	10	.400	41	64	.641	8	35	43	1.3	34	0	47	39	4	8	135	4.0
2015-16	24	1	539	22.5	90	186	.484	9	24	.375	85	115	.739	12	52	64	2.7	35	0	61	51	3	22	274	11.4
<b>TOTAL</b>	<b>58</b>	<b>4</b>	<b>998</b>	<b>17.2</b>	<b>135</b>	<b>297</b>	<b>.455</b>	<b>13</b>	<b>34</b>	<b>.382</b>	<b>126</b>	<b>179</b>	<b>.704</b>	<b>20</b>	<b>87</b>	<b>107</b>	<b>1.8</b>	<b>69</b>	<b>0</b>	<b>108</b>	<b>90</b>	<b>7</b>	<b>30</b>	<b>409</b>	<b>7.1</b>

### NEWTON 2015-16

Opponent	Date	GS	Min	TOTAL			3-PTS			FREE THROWS			REBOUNDS				PF	FO	A	TO	Blk	Stl	Pts	Avg
				FG	FGA	Pct	3FG	FGA	Pct	FT	FTA	Pct	Off	Def	Tot	Avg								
UTRGV	11-13-15	23	3	6	.500	0	1	.000	5	7	.714	0	2	2	2.0	0	0	1	3	0	1	11	11.0	
LOUISIANA	11-16-15	15	5	6	.833	0	0	.000	1	2	.500	0	0	0	1.0	1	0	5	2	0	0	11	11.0	
vs Mississippi State	11-19-15	24	5	10	.500	0	2	.000	5	8	.625	0	2	2	1.3	2	0	5	2	0	2	15	12.3	
vs Utah	11-20-15	22	1	8	.125	0	0	.000	3	4	.750	0	1	1	1.3	1	0	1	1	0	1	5	10.5	
vs Butler	11-22-15	23	5	12	.417	0	1	.000	7	8	.875	0	1	1	1.2	1	0	3	1	1	2	17	11.8	
NORTHEASTERN	11-27-15	20	5	7	.714	1	1	1.000	2	3	.667	1	1	2	1.3	4	0	1	2	0	1	13	12.0	
at Nebraska	12-01-15	20	3	6	.500	0	2	.000	4	5	.800	0	2	2	1.4	1	0	2	2	0	0	10	11.7	
CHARLOTTE	12-05-15	26	2	5	.400	1	2	.500	9	10	.900	0	4	4	1.8	1	0	6	1	0	0	14	12.0	
FLORIDA	12-08-15	19	0	2	.000	0	0	.000	3	4	.750	0	1	1	1.7	1	0	3	3	0	0	3	11.0	
CO. OF CHARLESTON	12-19-15	23	6	8	.750	1	2	.500	7	9	.778	1	6	7	2.2	1	0	2	3	0	4	20	11.9	
at La Salle	12-22-15	21	5	10	.500	0	0	.000	0	1	.000	0	2	2	2.0	0	0	3	1	0	1	10	11.7	
PRINCETON	12-29-15	22	5	8	.625	0	0	.000	3	3	1.000	1	3	4	2.3	1	0	4	1	1	0	13	11.8	
SYRACUSE	01-02-16	24	3	5	.600	2	2	1.000	6	10	.600	1	3	4	2.5	3	0	2	2	0	2	14	12.0	
FLORIDA STATE	01-09-16	21	6	10	.600	0	1	.000	1	1	1.000	0	1	1	2.4	2	0	4	2	0	1	13	12.1	
at Virginia	01-12-16	19	2	5	.400	0	1	.000	2	3	.667	1	4	5	2.5	0	0	1	2	0	0	6	11.7	
at Clemson	01-16-16	24	2	8	.250	1	1	1.000	3	4	.750	2	2	4	2.6	0	0	1	3	0	0	8	11.4	
at Boston College	01-20-16	21	4	7	.571	0	2	.000	4	4	1.000	0	4	4	2.7	3	0	2	3	0	0	12	11.5	
WAKE FOREST	01-23-16	25	5	10	.500	1	1	1.000	7	9	.778	1	0	1	2.6	3	0	1	2	0	0	18	11.8	
DUKE	01-25-16	23	6	11	.545	0	0	.000	3	4	.750	2	3	5	2.7	1	0	5	2	0	0	15	12.0	
at NC State	01-30-16	27	4	13	.308	1	2	.500	1	2	.500	1	1	2	2.7	4	0	2	2	0	4	10	11.9	
NOTRE DAME	02-03-16	26	6	10	.600	0	1	.000	0	1	.000	0	1	1	2.6	0	0	2	2	0	1	12	11.9	
at Georgia Tech	02-07-16	27	5	11	.455	1	1	1.000	3	3	1.000	1	3	4	2.7	2	0	2	2	0	2	14	12.0	
Pittsburgh	02-09-16	18	1	5	.200	0	1	.000	1	2	.500	0	1	1	2.6	1	0	1	3	0	0	3	11.6	
at Florida State	02-14-16	26	1	3	.333	0	0	.000	5	8	.625	0	4	4	2.7	2	0	2	4	1	0	7	11.4	



# JAMES PALMER

Sophomore | Guard | 6-5 | 202

# 12

Washington, D.C. | St. John's College HS

### Palmer Season / Career Highs

#### Points

Season: 14, vs. Mississippi State, 11/19  
Career: 17, at Virginia Tech, 3/7/15  
ACC: 17, at Virginia Tech, 3/7/15

#### Rebounds

Season: 6, vs. UTRGV, 11/13/15  
Career: 6, vs. UTRGV, 11/13/15  
ACC: 4, at Virginia Tech, 3/7/15

#### Assists

Season: 3 (2x) last at Virginia, 1/12/16  
Career: 3 (5x) last at Virginia, 1/12/16  
ACC: 3 (2x) last at Virginia, 1/12/16

#### Steals

Season: 2 (3x) last vs. Pittsburgh, 2/9/16  
Career: 2 (3x) last vs. Pittsburgh, 2/9/16  
ACC: 2 (3x) last vs. Pittsburgh, 2/9/16

#### Blocked Shots

Season: 1 (2x) last vs. Duke, 1/25/16  
Career: 1 (1x) last vs. Duke, 1/25/16  
ACC: 1 (3x) last vs. Duke, 1/25/16

#### Field Goals

Season: 6, vs. Mississippi State, 11/19  
Career: 5 (2x) last at Virginia Tech, 3/7/15  
ACC: 5, at Virginia Tech, 3/7/15

#### Field Goal Attempts

Season: 9, vs. Mississippi State, 11/19  
Career: 10, at Virginia Tech, 3/7/15  
ACC: 10, at Virginia Tech, 3/7/15

#### Free Throws

Season: 3 (4x) last vs. Pittsburgh, 2/9/16  
Career: 3 (5x) last vs. Pittsburgh, 2/9/16  
ACC: 3 (3x) last vs. Pittsburgh, 2/9/16

#### Free Throw Attempts

Season: 4 (3x) last vs. Duke, 1/25/16  
Career: 4 (4x) last vs. Duke, 1/25/16  
ACC: 4 (2x) last vs. Duke, 1/25/16

#### 3-Point Field Goals

Season: 2 (4x) last vs. Wake Forest, 1/23/16  
Career: 5, at Virginia Tech, 3/7/15  
ACC: 5, at Virginia Tech, 3/7/15

#### 3-Point Field Goal Attempts

Season: 4 (2x) last vs. Duke, 1/25/16  
Career: 5 (3x) last at Virginia Tech, 3/7/15  
ACC: 5 (2x) last at Virginia Tech, 3/7/15

#### Minutes

Season: 26, vs. Charlotte, 12/5/15  
Career: 27 (2x) last at Virginia Tech, 3/7/15  
ACC: 27, at Virginia Tech, 3/7/15

2014-15			
Opposition	P	R	A
Howard	6	2	2
at Florida	10	0	0
vs Drexel	6	0	0
vs Akron	8	3	0
vs Charlotte	12	2	1
at Charlotte	3	2	0
South Alabama	6	4	3
Illinois	0	0	0
Green Bay	0	0	2
Savannah State	2	1	0
Eastern Kentucky	0	1	0
vs Providence	0	0	2
Charleston	5	2	3
Virginia	0	0	1
Boston College	0	0	0
at Duke	2	2	0
at Notre Dame	11	1	0
NC State	7	0	0
at Syracuse	2	1	1
Georgia Tech	6	2	0
at Florida State	0	1	0
Louisville	3	1	0
Clemson	2	3	0
at Wake Forest	6	3	1
at Boston College	2	3	0
Virginia Tech	8	3	3
at Louisville	0	0	0
Florida State	0	0	0
North Carolina	0	0	0
at Pittsburgh	0	0	0
at Virginia Tech	17	4	1
vs Virginia Tech	2	3	1
vs Notre Dame	2	2	1
NC Central	0	2	1
Alabama	2	0	2
at Richmond	2	1	0
vs Temple	4	4	0
vs Stanford	6	1	0

- Intelligent with a high basketball IQ after playing at a high level in high school and AAU due to good coaching.
- Good body size and is maturing physically and growing into his long limbs.
- Can play positions 1-4.
- Makes tough left- and right-handed layups.
- Good pull-up jumper and can make 3-pointers.
- Enjoys life and has a good sense of humor.
- In Spain in August 2014, shot team best 68 percent from the floor and hit 57 percent (8-15) from distance en route to 11.5 ppg.
- Ranked No. 1 player in the D.C. region, by ESPN.
- Played AAU ball for Team Takeover.

- Favorites: Food: Shrimp. Movie: Next Friday. TV Show: Martin. Pro athlete: Jamal Crawford. Pro Sports Team: Cowboys.
- Midnight snack: Honey Bun, fruit snacks. Class at UM: Acting. Ice cream: Cookies and cream.
- Best advice received: Stay humble, stay hungry. Why UM: Great coaches, playing style and weather. Started playing basketball: Age 7.

**As a Freshman (2014-15): Season:** Started five of 38 games played ... One of only three Canes to play all 38 games ... Knocked down 5-of-5 from 3-point range at Virginia Tech on his way to season-high 17 points ... Scored in double digits four times ... Hit multiple 3-pointers nine times, including the first five games ... Notched 3-pointer in 11 outings.

**High School:** Ranked No. 1 player in the D.C. region, by ESPN ... Senior year averaged team-high 15.7 points per game ... Played in D.C. State Athletic Association semifinal ... Led Cadets to 27-4 record ... Helped squad to a 20-win season by averaging 12 points, five rebounds and two assists as a junior ... First team all-conference ... Team captain ... Coached by Sean McAloon at St. John's College HS.

**Personal:** Born James Alfred Palmer, Jr., on July 31, 1996 in Washington, D.C. ... Son of Diane McFadden and the late James Palmer, Sr. ... Brother to Tijree and Tijisha ... Played AAU ball for Team Takeover ... Also recruited by Memphis, Wake Forest, Rutgers, Cincinnati and Maryland ... Undeclared arts and sciences major.

### PALMER CAREER STATISTICS

Season	GP	GS	Min.	Avg.	3-Point			Free Throws			Rebounds				Scoring										
					FG	FGA	Pct.	FT	FTA	Pct.	Off.	Def.	Tot.	Avg.	PF	FO	Ast.	TO	Blk	Stl	Pts.	Avg.			
2014-15	38	5	504	13.3	52	126	.413	23	63	.365	15	23	.652	14	40	54	1.4	28	0	25	28	9	5	142	3.7
2015-16	24	0	273	11.4	28	77	.364	11	34	.324	19	29	.655	7	21	28	1.2	11	0	19	10	3	11	86	3.6
<b>TOTAL</b>	<b>62</b>	<b>5</b>	<b>777</b>	<b>12.5</b>	<b>80</b>	<b>203</b>	<b>.394</b>	<b>34</b>	<b>97</b>	<b>.351</b>	<b>34</b>	<b>52</b>	<b>.654</b>	<b>21</b>	<b>61</b>	<b>82</b>	<b>1.3</b>	<b>39</b>	<b>0</b>	<b>44</b>	<b>38</b>	<b>12</b>	<b>16</b>	<b>228</b>	<b>3.7</b>

### PALMER 2015-16

Opponent	Date	GS	Min	TOTAL			3-PTS			FREE THROWS			REBOUNDS				PF	FO	A	TO	Blk	Stl	Pts	Avg
				FG	FGA	Pct	3FG	FGA	Pct	FT	FTA	Pct	Off	Def	Tot	Avg								
UTRGV	11-13-15	23	3	7	.429	2	4	.500	3	4	.750	1	5	6	6.0	0	0	3	0	0	0	11	11.0	
LOUISIANA	11-16-15	11	0	2	.000	0	0	.000	0	0	.000	1	1	2	4.0	1	0	0	0	0	0	0	5.5	
vs Mississippi State	11-19-15	21	6	9	.667	2	3	.667	0	2	.000	0	2	2	3.3	0	0	1	0	0	0	14	8.3	
vs Utah	11-20-15	15	2	2	1.000	2	2	1.000	0	0	.000	0	1	1	2.8	1	0	2	1	0	0	6	7.8	
vs Butler	11-22-15	11	1	2	.500	0	1	.000	0	0	.000	0	1	1	2.4	2	0	1	0	0	0	2	6.6	
NORTHEASTERN	11-27-15	9	1	5	.200	0	1	.000	0	0	.000	0	0	0	2.0	0	0	1	0	0	0	2	5.8	
at Nebraska	12-01-15	3	0	0	.000	0	0	.000	0	0	.000	0	0	0	1.7	1	0	0	0	0	0	0	5.0	
CHARLOTTE	12-05-15	26	3	8	.375	0	1	.000	1	1	1.000	0	3	3	1.9	0	0	1	2	1	1	7	5.3	
FLORIDA	12-08-15	10	0	3	.000	0	1	.000	0	0	.000	1	0	1	1.8	0	0	1	0	0	0	0	4.7	
CO. OF CHARLESTON	12-19-15	19	2	4	.500	0	2	.000	0	2	.000	0	2	2	1.8	0	0	1	2	0	1	4	4.6	
at La Salle	12-22-15	22	1	6	.167	1	3	.333	3	4	.750	1	1	2	1.8	3	0	1	2	0	1	6	4.7	
PRINCETON	12-29-15	9	2	4	.500	1	3	.333	0	0	.000	1	3	4	2.0	1	0	1	1	0	0	5	4.8	
SYRACUSE	01-02-16	8	1	3	.333	0	1	.000	1	1	1.000	1	1	2	2.0	0	0	1	0	0	0	3	4.6	
FLORIDA STATE	01-09-16	4	0	1	.000	0	0	.000	0	0	.000	0	1	1	1.9	0	0	0	1	0	1	0	4.3	
at Virginia	01-12-16	8	0	1	.000	0	0	.000	0	0	.000	0	0	0	1.8	0	0	3	0	0	0	0	4.0	
at Clemson	01-16-16	0	0	0	.000	0	0	.000	0	0	.000	0	0	0	1.7	0	0	0	0	0	0	0	3.8	
at Boston College	01-20-16	10	1	3	.333	0	1	.000	1	2	.500	0	0	0	1.6	1	0	1	0	0	2	3	3.7	
WAKE FOREST	01-23-16	10	2	3	.667	2	2	1.000	1	2	.500	0	0	0	1.5	0	0	0	1	0	2	7	3.9	
DUKE	01-25-16	11	1	5	.200	1	4	.250	3	4	.750	0	0	0	1.4	0	0	0	0	1	1	6	4.0	
at NC State	01-30-16	13	1	1	1.000	0	0	.000	2	2	1.000	0	0	0	1.4	0	0	1	0	0	0	4	4.0	
NOTRE DAME	02-03-16	10	0	3	.000	0	2	.000	0	0	.000	0	0	0	1.3	0	0	0	1	0	0	0	3.8	
at Georgia Tech	02-07-16	6	0	2	.000	0	1	.000	1	2	.500	1	0	1	1.3	0	0	0	0	0	0	1	3.7	
Pittsburgh	02-09-16	7	1	2	.500	0	1	.000	3	3	1.000	0	0	0	1.2	0	0	0	0	0	2	5	3.7	
at Florida State	02-14-16	7	0	1	.000	0	1	.000	0	0	.000	0	0	0	1.2	1	0	0	0	0	0	0	3.6	



# DAVON REED

Junior | Guard | 6-6 | 210

Ewing, N.J. | Princeton Day School

# 5

### Reed Season / Career Highs

#### Points

Season: 19 (2x) last vs. Northeastern, 11/28/15  
Career: 19 (6x) last vs. Northeastern, 11/28/15  
ACC: 19 (4x) last vs. Louisiana, 11/16/15

#### Rebounds

Season: 9, vs. Princeton, 12/29/15  
Career: 12, at Richmond, 3/24/15  
ACC: 8, vs. Florida State, 2/25/15

#### Assists

Season: 4, vs. Northeastern, 11/28/15  
Career: 7, vs. Loyola, 12/30/13  
ACC: 5, vs. Virginia Tech, 2/18/15

#### Steals

Season: 3, vs. Florida, 12/8/15  
Career: 5, at Wake Forest, 2/11/15  
ACC: 5, at Wake Forest, 2/11/15

#### Blocked Shots

Season: 2, vs. Florida, 12/8/15  
Career: 3, vs. Temple, 3/31/15  
ACC: 2, at Virginia Tech, 3/7/15

#### Field Goals

Season: 7, vs. Northeastern, 11/28/15  
Career: 7 (4x) last vs. Northeastern, 11/28/15  
ACC: 7 (2x) last at Pittsburgh, 3/4/15

#### Field Goal Attempts

Season: 14, at Florida State, 2/14/16  
Career: 14, at Florida State, 2/14/16  
ACC: 14, at Florida State, 2/14/16

#### Free Throws

Season: 6, vs. UTRGV, 11/13/15  
Career: 9, vs. Alabama, 3/21/15  
ACC: 6, vs. Florida State, 2/25/15

#### Free Throw Attempts

Season: 9, vs. UTRGV, 11/13/15  
Career: 14, vs. Alabama, 3/21/15  
ACC: 6 (2x) last vs. Florida State, 2/25/15

#### 3-Point Field Goals

Season: 4, vs. Louisiana, 11/16/15  
Career: 5 (2x) last vs. Louisville, 2/3/15  
ACC: 5, vs. Louisville, 2/3/15

#### 3-Point Field Goal Attempts

Season: 7, at Florida State, 2/14/16  
Career: 8, vs. Arizona State, 12/1/13  
ACC: 8, at Wake Forest, 2/11/15

#### Minutes

Season: 36 (2x) last vs. Pittsburgh, 2/9/16  
Career: 45, at Boston College, 2/16/15  
ACC: 45, at Boston College, 2/16/15

### NIT All-Tournament Team, 2015

### All-ACC Academic Men's Basketball Team, 2015

- Focused. Structured. Determined. Competitive. Student of the game. Will do whatever it takes to win.
- A 3 guard who played out of position at the point his freshman season for Miami.
- Can guard multiple positions, has long arms and a fierce tenacity.
- Mostly a catch-and-shoot guy. Working on game off the bounce.
- Improved both his ability to attack the basket and his layup-making skills.
- Good student. Professional approach to life and everything he does. Mature for his age.
- Missed only eight games as a sophomore after quickly rehabbing knee injury that could have sidelined him for season.
- Improved bench 175 to 250 pounds in four months as a freshman.
- Four-star swingman listed as a Top 100 player (No. 97) by Rivals.com and No. 78 in Class of 2013 by ESPN.
- Third-best talent in New Jersey and 18th best nationally at shooting guard, according to ESPN.com.
- Kevin Durant Skills Academy. McDonald's All-American candidate.
- 2,000 point scorer. Averaged 24 points and 10 rebounds as a senior.
- Youth Role Model Award from Join-Effort Princeton for both dedication to his community and excellence in his personal life.

- Favorites: Food: Chicken marsala. Movie: I am Legend. Book: Great Gatsby. Pro athlete: LeBron James. Quote: Dreams don't work unless you do. Subject in school: Science. Class at UM: Marketing & professional selling. Ice cream flavor: Chocolate chip cookie dough. Cereal: Captain Crunch with crunch berries. TV Show: Game of Thrones. Musical Artist: J. Cole. Best advice received: Do what makes you happy. Why UM: ACC basketball, Coach L and sunny south Florida. Started playing basketball: Age 5.

**As a Sophomore (2014-15):** Started 21-straight games after missing the first eight with injury then coming off the bench his first eight outings ... Improved from 2.4 ppg and 2.4 rpg in five non-conference games to 9.2 ppg and 3.6 rpg in ACC play ... Improved shooting from 27.3 FG percent and 16.7 3FG percent in non-conference games to 54.8 FG percent and 52.7 3FG percent in ACC action ... Scored in double digits 12 times ... Hit multiple 3-pointers in 11 games ... Notched 3-pointer in 19 games, including nine-straight outings Jan. 17-Feb. 16 ... In two ACC Tournament games, averaged 8.0 points, 5.0 rebounds, 1.0 assists, 1.0 steals in 33.0 minutes ... In five NIT games averaged 10.8 points, 7.0 rebounds, 3.8 assists, 1.0 blocks in 34.6 minutes.

**As a Freshman (2013-14):** Started 10 of 33 games ... Started four of 18 ACC games ... In ACC play averaged 4.8 points and 1.5 rebounds in 15.9 minutes ... Notched 3-pointer in 13-straight games from 11/11 to 1/4.

**High School:** Four-star swingman listed as a Top 100 player (No. 97) by Rivals.com and No. 78 in the Class of 2013 by ESPN ... Third-best talent in New Jersey and 18th best nationally at the shooting guard position, according to ESPN.com ... Rivals ranked him as 24th among shooting guards ... Kevin Durant Skills Academy ... 2,000 point scorer ... Averaged 24 points and 10 rebounds as a senior ... McDonald's All-American candidate ... Prep B Player of the Year in New Jersey ... All-area player of the year twice ... Averaged 27 points and nine rebounds per game for Princeton Day School junior season ... Coached by Paris McClean ... Youth Role Model Award from Join-Effort Princeton for both dedication to his community and excellence in personal life.

**Personal:** Name is pronounced Dav-von ... Born Davon Malcolm Reed on June 11, 1995 ... Son of David and Rose Reed ... Brother to Miles ... Majoring in sports administration ... Played AAU ball with Team Final ... Chose Miami over offers from Wake Forest, Cincinnati, Xavier and Memphis ... Student-Athlete Advisory Committee representative at UM ... Book Buster (3.0 semester GPA) ... Athletic Director's Honor Roll (3.2 semester GPA) ... Dean's List (3.5 semester GPA) ... ACC Honor Roll.

### REED CAREER STATISTICS

Season	GP	GS	Min.	Avg.	3-Point			Free Throws			Rebounds				Scoring										
					FG	FGA	Pct.	FT	FTA	Pct.	Off.	Def.	Tot.	Avg.	PF	FO	Ast.	TO	Blk	Stl	Pts	Avg.			
2013-14	33	10	683	20.7	71	207	.343	40	112	.357	35	53	.660	12	43	55	1.7	55	0	38	44	4	16	217	6.6
2014-15	30	21	824	27.5	77	164	.470	37	81	.457	56	77	.727	25	96	121	4.0	68	1	57	32	13	27	247	8.2
2015-16	24	24	660	27.5	84	192	.438	28	82	.341	61	77	.792	16	85	101	4.2	47	0	32	30	9	18	257	10.7
<b>TOTAL</b>	<b>87</b>	<b>55</b>	<b>2167</b>	<b>24.9</b>	<b>232</b>	<b>563</b>	<b>.412</b>	<b>105</b>	<b>275</b>	<b>.382</b>	<b>152</b>	<b>207</b>	<b>.734</b>	<b>53</b>	<b>224</b>	<b>277</b>	<b>3.2</b>	<b>170</b>	<b>1</b>	<b>127</b>	<b>106</b>	<b>26</b>	<b>61</b>	<b>721</b>	<b>8.3</b>

### REED 2015-16

Opponent	Date	GS	Min	TOTAL			3-PTS			FREE THROWS			REBOUNDS				PF	FO	A	TO	Blk	Stl	Pts	Avg
				FG	FGA	Pct	3FG	FGA	Pct	FT	FTA	Pct	Off	Def	Tot	Avg								
UTRGV	11-13-15	*	24	4	11	.364	0	4	.000	6	9	.667	1	2	3	3.0	3	0	0	0	0	1	14	14.0
LOUISIANA	11-16-15	*	32	6	8	.750	4	5	.800	3	4	.750	0	4	4	3.5	3	0	1	2	1	1	19	16.5
vs Mississippi State	11-19-15	*	18	1	2	.500	1	1	1.000	5	5	1.000	0	3	3	3.3	4	0	1	2	0	0	8	13.7
vs Utah	11-20-15	*	23	2	6	.333	0	1	.000	2	4	.500	0	4	4	3.5	2	0	1	1	0	1	6	11.8
vs Butler	11-22-15	*	30	1	3	.333	1	1	1.000	4	4	1.000	1	4	5	3.8	3	0	3	2	0	0	7	10.8
NORTHEASTERN	11-27-15	*	34	7	10	.700	2	5	.400	3	3	1.000	1	6	7	4.3	3	0	4	2	1	1	19	12.2
at Nebraska	12-01-15	*	32	1	10	.100	1	6	.167	5	6	.833	1	3	4	4.3	2	0	1	0	0	0	8	11.6
CHARLOTTE	12-05-15	*	17	4	5	.800	0	0	.000	4	4	1.000	0	5	5	4.4	3	0	2	2	0	0	12	11.6
FLORIDA	12-08-15	*	27	2	8	.250	1	4	.250	0	0	.000	0	4	4	4.3	2	0	0	2	2	3	5	10.9
CO. OF CHARLESTON	12-19-15	*	21	2	5	.400	2	4	.500	3	4	.750	0	0	0	3.9	2	0	1	0	0	0	9	10.7
at La Salle	12-22-15	*	21	2	5	.400	0	2	.000	3	4	.750	0	6	6	4.1	2	0	2	0	1	0	7	10.4
PRINCETON	12-29-15	*	30	5	11	.455	0	2	.000	3	5	.600	1	8	9	4.5	0	0	0	2	0	1	13	10.6
SYRACUSE	01-02-16	*	21	1	7	.143	0	4	.000	2	3	.667	1	4	5	4.5	1	0	1	2	0	0	4	10.1
FLORIDA STATE	01-09-16	*	26	3	6	.500	3	5	.600	3	4	.750	0	4	4	4.5	1	0	2	5	0	1	12	10.2
at Virginia	01-12-16	*	30	5	8	.625	1	4	.250	0	0	.000	0	5	5	4.5	1	0	0	1	0	1	11	10.3
at Clemson	01-16-16	*	36	6	12	.500	3	5	.600	2	2	1.000	0	2	2	4.4	1	0	2	3	0	1	17	10.7
at Boston College	01-20-16	*	28	2	5	.400	0	0	.000	3	4	.750	1	3	4	4.4	1	0	1	1	0	1	7	10.5
WAKE FOREST	01-23-16	*	27	1	10	.100	0	4	.000	2	2	1.000	3	2	5	4.4	1	0	1	0	1	1	4	10.1
DUKE	01-25-16	*	27	6	10	.600	2	5	.400	0	0	.000	1	3	4	4.4	3	0	1	0	1	1	14	10.3
at NC State	01-30-16	*	30	3	7	.429	2	3	.667	4	4	1.000	1	3	4	4.4	3	0	1	0	1	0	12	10.4
NOTRE DAME	02-03-16	*	27	4	8	.500	0	1	.000	0	0	.000	0	2	2	4.2	2	0	1	0	0	2	8	10.3
at Georgia Tech	02-07-16	*	30	6	11	.545	1	3	.333	2	4	.500	1	3	4	4.2	1	0	2	0	0	1	15	10.5
Pittsburgh	02-09-16	*	36	4	10	.400	2	6	.333	2	2	1.000	1	3	4	4.2	1	0	3	1	0	1	12	10.6
at Florida State	02-14-16	*	33	6	14	.429	2	7	.286	0	0	.000	2	2	4	4.2	2	0	2	1	1	0	14	10.7







# MIKE ROBINSON

Freshman | Guard | 5-10 | 170

# 20

New Britain, Conn. | New Britain HS

- Manager turned walk on.
- Good athlete who played basketball, football and was on track team in high school.
- Nicknames are Mike Rob and Springs.

• Favorites: Meal: Chicken, candied yams, mashed potatoes. Athlete: Kobe Bryant. Pro Team: Lakers. Midnight snack: Cinnamon Toast Crunch. Ice Cream: Strawberry.  
Move: Love & Basketball. TV Show: Martin. Musical Artist: Styles P. Place on Campus: The BUC.

2015-16			
Opposition	P	R	A
UT RGV	3	1	0
Mississippi State	0	0	0
Utah	6	0	0
Charlotte	0	0	0
Co. of Charleston	0	0	0
La Salle	3	0	0

## High School

Also played wide receiver on the football team and in track participated in the high jump, long jump, triple jump and 4x100 relay team ... Mascot was the Golden Hurricanes ... William F. Burns Memorial Award and Scholarship ... Harry L. Stromquist Memorial Scholarship ... 2014 Connecticut Association of Schools Scholar-Athlete ... Academic all-conference in basketball four seasons ... Two-year varsity basketball captain ... One-year football and track captain.

## Personal

Born May 2, 1996 in New Britain, Conn. ... Son of Eugene and Veronica Robinson ... Brother to Eugene ... Majoring in finance ... Good quickness and a high motor ... Competes hard on both ends, pressures basketball, attacks defense with his dribble.



# CHRIS STOWELL

Sophomore | Forward | 6-6 | 190

# 35

Exeter, N.H. | Tilton School (N.H.) | Exeter HS

- Last name is pronounced stole.
- Walk on from New Hampshire who played postgraduate year at Tilton School.
- Foote Fellow at UM - a program that is offered to a select number of incoming freshmen who have a record of curricular and co-curricular distinction in high school and exhibit an interest in and capacity for independent and self-motivated learning.
- Good athleticism and is improving his strength.
- Looking to expand his offensive game to shoot 3-pointers.
- Brother, Bill, played basketball at Plymouth State University.
- Speaks English, Spanish, some Italian, a little Russian, and is learning Chinese and Hebrew.

2014-15			
Opposition	P	R	A
Howard	0	0	1
Charleston	0	0	0
Virginia Tech	0	0	0
at Virginia Tech	0	0	0

2015-16			
Opposition	P	R	A
UTRGV	0	0	0
Mississippi State	0	0	0
Utah	0	0	0
Charlotte	0	1	0
Co. of Charleston	0	1	0
La Salle	0	1	0

• Favorites: Food: Tacos. Movie: Oceans 11. Book: Mind Gym by Gary Mack. Pro athlete: Alex Rodriguez. Quote: Winners never quit and quitters never win. Actor: Mark Harmon. Class at UM: Chinese 101. Ice cream: Peanut butter. Cuban dish: Dulce de leche and Cuban coffee. Pro Team: New York Yankees. Midnight Snack: Orange creamsicles. TV Show: Game of Thrones.  
• Biggest fear: Clowns. Ideal profession: Entrepreneur. Why UM: Best combination of academics and athletics. Started playing basketball: Age 4.

## As a Freshman (2014-15)

Played in four games as a true freshman ... One assist vs. Howard, in first collegiate game ... One shot attempt, vs. College of Charleston ... Totaled six minutes ... Spring 2015 - President's Honor Roll (4.0 GPA), Provost's Honor Roll (3.75+ GPA), Dean's List (3.5+ GPA), Athletic Director's Honor Roll (3.2+ GPA) and Book Buster (3.0+ GPA) ... Fall 2014 - Provost's Honor Roll (3.75+ GPA), Dean's List (3.5+ GPA), Athletic Director's Honor Roll (3.2+ GPA) and Book Buster (3.0+ GPA).

## Tilton School

During post graduate year in 2013-14, won postseason coaches award ... Coached by Marcus O'Neil ... Honor roll.

## Exeter High School

Helped Blue Hawks to state playoffs in both the 2011-12 and 2012-13 seasons ... Reached quarterfinals senior year ... In 2012-13 assisted team to championship game of the 50th Annual Queen City Invitational by scoring 10 points and going 6-for-6 from line in semi-final game ... Coached by Jeff Holmes at Exeter ... Twice earned scholar-athlete award ... Honor roll.

## Personal

Born Christopher Michael Stowell on Dec. 29, 1994 in Exeter, N.H. ... Last name is pronounced stole ... Son of Bill and Maria ... Brother to Bill, Jr., who played basketball at Plymouth State University ... One of 560 students (out of 10,000 undergrads) to be named a Foote Fellow at UM - a program that is offered to select incoming freshmen who have a record of curricular and co-curricular distinction in high school and exhibit an interest in and capacity for independent and self-motivated learning ... Student-Athlete Advisory Committee representative at UM ... Majoring in entrepreneurship.



33

**IVAN CRUZ UCEDA**  
Sr. | F | 6-10 | 217  
Madrid, Spain  
Harcum College (Pa.)




15

**EBUKA IZUNDU**  
Fr. | C | 6-10 | 210  
Charlotte, N.C. | Nigeria  
Victory Christian



23

**TONYE JEKIRI**  
Sr. | C | 7-0 | 248  
Hialeah, Fla. | Nigeria  
Champagnat Catholic



3

**ANTHONY LAWRENCE, JR.**  
Fr. | G | 6-7 | 210  
St. Petersburg, Fla.  
Lakewood Senior



10

**SHELDON McCLELLAN**  
Gr. | G | 6-5 | 200  
Houston, Texas  
Texas | Bellaire




1

**RASHAD MUHAMMAD**  
Jr. | G | 6-6 | 160  
Las Vegas, Nev.  
San Jose State | Bishop Gorman



21

**KAMARI MURPHY**  
RJr. | F | 6-8 | 220  
Brooklyn, N.Y.  
Oklahoma State | IMG | Lincoln



0

**JA'QUAN NEWTON**  
So. | G | 6-2 | 180  
Philadelphia, Pa.  
Neumann-Goretti



12

**JAMES PALMER**  
So. | G | 6-5 | 202  
Washington, D.C.  
St. John's College HS



5

**DAVON REED**  
Jr. | G | 6-6 | 210  
Ewing, N.J.  
Princeton Day School



20

**MIKE ROBINSON**  
Fr. | G | 5-10 | 170  
New Britain, Conn.  
New Britain



13

**ANGEL RODRIGUEZ**  
RSr. | G | 5-11 | 185  
San Juan, P.R.  
Kansas State | Dr. Krop



35

**CHRIS STOWELL**  
So. | F | 6-6 | 190  
Exeter, N.H.  
Tilton School | Exeter



**JIM LARRAÑAGA**  
Head Coach



**CHRIS CAPUTO**  
Assistant Coach



**JAMAL BRUNT**  
Assistant Coach



**ADAM FISHER**  
Assistant Coach



**JAMES JOHNSON**  
Director of Operations



**2015-16 Miami Men's Basketball**  
**Miami Team Game-by-Game Comparison (as of Feb 15, 2016)**  
**All games**

Opponent	1st	2nd	Score	Mar	Total FG	FG Pct	3-Pointers	3FG Pct	Free Throws	FT Pct	Rebounds	Assist	T/Over	Block	Steal	Fouls
UTRGV	28/20	58/39	86-59	+27	26-62/22-55	.419/.400	10-31/7-19	.323/.368	24-33/8-12	.727/.667	45/34 +11	14/9	8/15	0/1	6/4	16/26
LOUISIANA	43/27	50/50	93-77	+16	31-55/29-63	.564/.460	12-23/5-20	.522/.250	19-27/14-24	.704/.583	31/38 (7)	17/14	10/13	4/3	6/7	20/23
Mississippi State	59/35	46/44	105-79	+26	34-60/30-66	.567/.455	9-17/9-22	.529/.409	28-38/10-15	.737/.667	41/27 +14	20/14	11/13	1/5	7/3	20/29
Utah	46/32	44/34	90-66	+24	31-58/24-48	.534/.500	9-17/8-21	.529/.381	19-25/10-15	.760/.667	34/25 +9	13/11	7/16	1/1	8/1	17/21
Butler	42/29	43/46	85-75	+10	27-52/26-59	.519/.441	9-20/8-18	.450/.444	22-24/15-21	.917/.714	33/30 +3	14/11	11/13	5/1	8/5	21/19
NORTHEASTERN	30/35	47/43	77-78	(1)	32-59/25-54	.542/.463	6-17/12-22	.353/.545	7-9/16-22	.778/.727	30/33 (3)	16/11	11/12	7/1	4/5	21/14
Nebraska	37/36	31/32	77-72	+5	24-58/27-64	.414/.422	6-21/9-18	.286/.500	23-28/9-12	.821/.750	41/34 +7	8/10	14/12	4/4	4/7	16/22
CHARLOTTE	46/21	42/39	88-60	+28	29-54/23-67	.537/.343	7-14/3-18	.500/.167	23-27/11-17	.852/.647	41/32 +9	19/13	12/5	3/1	3/5	17/19
FLORIDA	33/24	33/31	66-55	+11	20-51/22-57	.392/.386	7-17/1-12	.412/.083	19-24/10-16	.792/.625	42/31 +11	9/7	14/10	6/1	7/5	17/23
CO. OF CHARLESTON	41/32	44/31	85-63	+22	29-52/24-61	.558/.393	8-21/4-13	.381/.308	19-28/11-17	.679/.647	37/32 +5	14/12	17/17	3/0	11/13	20/25
La Salle	40/22	55/27	95-49	+46	34-64/17-57	.531/.298	8-20/6-24	.400/.250	19-24/9-19	.792/.474	51/24 +27	17/11	8/8	3/2	3/2	18/20
PRINCETON	27/30	49/34	76-64	+12	30-55/23-59	.545/.390	5-15/6-20	.333/.300	11-14/12-17	.786/.706	37/27 +10	11/5	11/8	7/3	2/8	13/15
SYRACUSE	17/25	47/26	64-51	+13	18-52/18-56	.346/.321	3-25/7-22	.120/.318	25-34/8-14	.735/.571	41/41 -	9/7	12/19	7/1	12/7	14/25
FLORIDA STATE	32/24	40/35	72-59	+13	27-57/23-65	.474/.354	6-24/2-19	.250/.105	12-16/11-16	.750/.688	38/39 (1)	12/11	13/14	1/4	4/5	16/17
Virginia	23/27	35/39	58-66	(8)	21-50/24-47	.420/.511	6-22/2-7	.273/.286	10-17/16-21	.588/.762	27/35 (8)	8/12	9/11	1/3	5/1	17/19
Clemson	34/32	31/44	65-76	(11)	24-55/27-56	.436/.482	7-14/7-16	.500/.438	10-14/15-15	.714/1000	32/30 +2	9/15	13/8	3/3	4/8	12/12
Boston College	29/28	38/25	67-53	+14	24-55/21-56	.436/.375	2-10/3-14	.200/.214	17-28/8-14	.607/.571	43/37 +6	10/12	13/15	4/5	11/5	15/19
WAKE FOREST	35/33	42/30	77-63	+14	23-64/23-59	.359/.390	7-20/6-18	.350/.333	24-28/11-18	.857/.611	47/37 +10	12/13	10/16	4/4	12/6	16/22
DUKE	35/31	45/38	80-69	+11	30-59/25-60	.508/.417	7-20/6-20	.350/.300	13-17/13-17	.765/.765	33/37 (4)	24/8	7/11	7/0	3/3	16/13
NC State	32/37	37/48	69-85	(16)	23-58/27-53	.397/.509	8-26/5-11	.308/.455	15-16/26-31	.938/.839	23/41 (18)	14/13	8/11	3/2	5/3	25/14
NOTRE DAME	45/33	34/37	79-70	+9	31-55/31-67	.564/.463	6-16/4-16	.375/.250	11-14/4-8	.786/.500	30/35 (5)	12/14	8/10	3/5	6/5	13/16
Georgia Tech	33/32	42/36	75-68	+7	28-57/26-52	.491/.500	4-12/7-14	.333/.500	15-21/9-16	.714/.563	30/31 (1)	14/13	6/14	2/3	4/3	15/20
PITTSBURGH	29/33	36/30	65-63	+2	23-51/25-57	.451/.439	6-20/3-13	.300/.231	13-18/10-10	.722/1000	29/35 (6)	12/11	9/9	3/3	6/5	11/16
Florida State	37/26	30/39	67-65	+2	21-55/26-57	.382/.456	9-24/9-20	.375/.450	16-22/4-9	.727/.444	38/30 +8	13/11	13/13	5/6	5/7	17/21

Note: Game totals are displayed in the format TEAM/OPPONENT for each category

**2015-16 Miami Men's Basketball  
Miami Combined Team Statistics (as of Feb 14, 2016)  
Conference games**

<b>RECORD:</b>	<b>OVERALL</b>	<b>HOME</b>	<b>AWAY</b>	<b>NEUTRAL</b>
ALL GAMES	9-3	6-0	3-3	0-0
CONFERENCE	9-3	6-0	3-3	0-0
NON-CONFERENCE	0-0	0-0	0-0	0-0

##	Player	gp-gs	min	avg	Total		3-Point		F-Throw		Rebounds				pf	dq	a	to	blk	stl	pts	avg		
					fg-fga	fg%	3fg-fga	3fg%	ft-fta	ft%	off	def	tot	avg										
10	Sheldon McClellan	12-12	413	34.4	63-128	.492	19-56	.339	61-71	.859	6	39	45	3.8	25	0	21	16	6	13	206	17.2		
00	Ja'Quan Newton	12-0	281	23.4	45-98	.459	6-13	.462	36-51	.706	9	27	36	3.0	21	0	25	29	1	10	132	11.0		
05	Davon Reed	12-12	351	29.3	47-108	.435	16-47	.340	20-25	.800	11	36	47	3.9	18	0	17	14	4	10	130	10.8		
13	Angel Rodriguez	12-12	360	30.0	42-111	.378	15-63	.238	24-31	.774	12	18	30	2.5	34	2	60	23	3	19	123	10.3		
23	Tonye Jekiri	12-12	378	31.5	39-80	.488	0-1	.000	6-15	.400	36	78	114	9.5	36	0	8	12	11	7	84	7.0		
21	Kamari Murphy	12-12	280	23.3	28-60	.467	0-3	.000	11-17	.647	19	48	67	5.6	22	0	5	12	7	6	67	5.6		
33	Ivan CruzUceda	10-0	127	12.7	11-34	.324	7-26	.269	4-4	1.000	7	18	25	2.5	15	0	2	6	3	0	33	3.3		
03	Anthony Lawrence	11-0	102	9.3	10-23	.435	5-11	.455	7-15	.467	6	5	11	1.0	10	0	5	5	5	3	32	2.9		
12	James Palmer	12-0	94	7.8	7-25	.280	3-13	.231	12-16	.750	2	2	4	0.3	2	0	6	2	2	8	29	2.4		
15	Ebuka Izundu	3-0	14	4.7	1-1	1.000	0-0	.000	0-0	.000	0	0	0	0.0	4	0	0	0	1	1	2	0.7		
Team											17	15	32											
Total.....		12	2400		293-668	.439	71-233	.305	181-245	.739	125	286	411	34.2	187	2	149	121	43	77	838	69.8		
Opponents.....		12	2400		296-685	.432	61-190	.321	135-189	.714	138	290	428	35.7	214	3	140	151	39	58	788	65.7		

TEAM STATISTICS	UM	OPP	Date	Opponent	Score	Att.
SCORING	838	788	* 01-02-16	SYRACUSE	w 64-51	7041
Points per game	69.8	65.7	* 01-09-16	FLORIDA STATE	w 72-59	7972
Scoring margin	+4.2	-	* 01-12-16	at Virginia	L 58-66	13495
FIELD GOALS-ATT	293-668	296-685	* 01-16-16	at Clemson	L 65-76	12575
Field goal pct	.439	.432	* 01-20-16	at Boston College	w 67-53	3286
3 POINT FG-ATT	71-233	61-190	* 01-23-16	WAKE FOREST	w 77-63	6928
3-point FG pct	.305	.321	* 01-25-16	DUKE	w 80-69	7972
3-pt FG made per game	5.9	5.1	* 01-30-16	at NC State	L 69-85	18103
FREE THROWS-ATT	181-245	135-189	* 02-03-16	NOTRE DAME	w 79-70	6819
Free throw pct	.739	.714	* 02-07-16	at Georgia Tech	w 75-68	5569
F-Throws made per game	15.1	11.3	* 02-09-16	PITTSBURGH	w 65-63	6609
REBOUNDS	411	428	* 02-14-16	at Florida State	w 67-65	9492
Rebounds per game	34.2	35.7				
Rebounding margin	-1.4	-				
ASSISTS	149	140	& = Puerto Rico Tip-Off			
Assists per game	12.4	11.7	! = Big Ten / ACC Challenge			
TURNOVERS	121	151	* = Conference game			
Turnovers per game	10.1	12.6				
Turnover margin	+2.5	-				
Assist/turnover ratio	1.2	0.9				
STEALS	77	58				
Steals per game	6.4	4.8				
BLOCKS	43	39				
Blocks per game	3.6	3.3				
ATTENDANCE	43341	62520				
Home games-Avg/Game	6-7224	6-10420				
Neutral site-Avg/Game	-	0-0				

Score by Periods	1st	2nd	Totals
Miami	381	457	838
Opponents	361	427	788

**2015-16 Miami Men's Basketball**  
**Miami Combined Team Statistics (as of Feb 14, 2016)**  
**All games**

<b>RECORD:</b>	<b>OVERALL</b>	<b>HOME</b>	<b>AWAY</b>	<b>NEUTRAL</b>
ALL GAMES	20-4	12-1	5-3	3-0
CONFERENCE	9-3	6-0	3-3	0-0
NON-CONFERENCE	11-1	6-1	2-0	3-0

##	Player	gp-gs	min	avg	Total		3-Point		F-Throw		Rebounds				pf	dq	a	to	blk	stl	pts	avg								
					fg-fga	fg%	3fg-fga	3fg%	ft-fta	ft%	off	def	tot	avg																
10	Sheldon McClellan	24-23	782	32.6	123-237	.519	38-96	.396	107-123	.870	14	65	79	3.3	45	0	44	29	8	26	391	16.3								
00	Ja'Quan Newton	24-1	539	22.5	90-186	.484	9-24	.375	85-115	.739	12	52	64	2.7	35	0	61	51	3	22	274	11.4								
13	Angel Rodriguez	24-24	691	28.8	88-215	.409	34-116	.293	63-79	.797	18	38	56	2.3	61	2	107	52	5	36	273	11.4								
05	Davon Reed	24-24	660	27.5	84-192	.438	28-82	.341	61-77	.792	16	85	101	4.2	47	0	32	30	9	18	257	10.7								
23	Tonye Jekiri	24-24	710	29.6	83-153	.542	0-4	.000	28-45	.622	70	165	235	9.8	70	0	21	32	28	9	194	8.1								
21	Kamari Murphy	21-18	488	23.2	54-109	.495	0-6	.000	17-27	.630	29	88	117	5.6	44	0	10	20	18	8	125	6.0								
33	Ivan CruzUceda	22-6	348	15.8	45-91	.495	30-67	.448	8-8	1.000	13	55	68	3.1	45	0	6	16	6	4	128	5.8								
03	Anthony Lawrence	22-0	255	11.6	33-66	.500	13-30	.433	18-30	.600	17	21	38	1.7	29	0	19	8	6	11	97	4.4								
12	James Palmer	24-0	273	11.4	28-77	.364	11-34	.324	19-29	.655	7	21	28	1.2	11	0	19	10	3	11	86	3.6								
15	Ebuka Izundu	11-0	58	5.3	8-14	.571	0-0	.000	8-13	.615	9	6	15	1.4	12	0	2	2	1	1	24	2.2								
20	Mike Robinson	6-0	11	1.8	4-7	.571	4-6	.667	0-0	.000	0	1	1	0.2	3	0	0	0	0	0	12	2.0								
35	Chris Stowell	6-0	10	1.7	0-1	.000	0-1	.000	0-0	.000	0	3	3	0.5	1	0	0	1	0	0	0	0.0								
Team											36	33	69												4					
Total.....		24	4825		640-1348	.475	167-466	.358	414-546	.758	241	633	874	36.4	403	2	321	255	87	146	1861	77.5								
Opponents.....		24	4825		588-1395	.422	139-417	.333	270-396	.682	250	545	795	33.1	470	7	268	293	62	123	1585	66.0								

TEAM STATISTICS	UM	OPP	Date	Opponent	Score	Att.
SCORING	1861	1585	11-13-15	UTRGV	w 86-59	6607
Points per game	77.5	66.0	11-16-15	LOUISIANA	w 93-77	5965
Scoring margin	+11.5	-	& 11-19-15	vs Mississippi State	w 105-79	1947
FIELD GOALS-ATT	640-1348	588-1395	& 11-20-15	vs Utah	w 90-66	2001
Field goal pct	.475	.422	& 11-22-15	vs Butler	w 85-75	5309
3 POINT FG-ATT	167-466	139-417	11-27-15	NORTHEASTERN	L 77-78	6635
3-point FG pct	.358	.333	! 12-01-15	at Nebraska	Wot 77-72	15646
3-pt FG made per game	7.0	5.8	12-05-15	CHARLOTTE	w 88-60	6735
FREE THROWS-ATT	414-546	270-396	12-08-15	FLORIDA	w 66-55	7972
Free throw pct	.758	.682	12-19-15	CO. OF CHARLESTON	w 85-63	6956
F-Throws made per game	17.3	11.3	12-22-15	at La Salle	w 95-49	3582
REBOUNDS	874	795	12-29-15	PRINCETON	w 76-64	6927
Rebounds per game	36.4	33.1	* 01-02-16	SYRACUSE	w 64-51	7041
Rebounding margin	+3.3	-	* 01-09-16	FLORIDA STATE	w 72-59	7972
ASSISTS	321	268	* 01-12-16	at Virginia	L 58-66	13495
Assists per game	13.4	11.2	* 01-16-16	at Clemson	L 65-76	12575
TURNOVERS	255	293	* 01-20-16	at Boston College	w 67-53	3286
Turnovers per game	10.6	12.2	* 01-23-16	WAKE FOREST	w 77-63	6928
Turnover margin	+1.6	-	* 01-25-16	DUKE	w 80-69	7972
Assist/turnover ratio	1.3	0.9	* 01-30-16	at NC State	L 69-85	18103
STEALS	146	123	* 02-03-16	NOTRE DAME	w 79-70	6819
Steals per game	6.1	5.1	* 02-07-16	at Georgia Tech	w 75-68	5569
BLOCKS	87	62	* 02-09-16	PITTSBURGH	w 65-63	6609
Blocks per game	3.6	2.6	* 02-14-16	at Florida State	w 67-65	9492
ATTENDANCE	91138	91005				
Home games-Avg/Game	13-7011	8-10218				
Neutral site-Avg/Game	-	3-3086				

& = Puerto Rico Tip-Off  
! = Big Ten / ACC Challenge  
\* = Conference game

Score by Periods	1st	2nd	OT	Totals
Miami	853	999	9	1861
Opponents	704	877	4	1585